



2023 UNT FOOTBALL MEDIA ALMANAC

Second Edition, UNT Athletics Communications



**UNIVERSITY OF NORTH TEXAS
DEPARTMENT OF ATHLETICS**

1301 S. Bonnie Brae St.
Denton, TX 76207
940-565-2789
www.MeanGreenSports.com
Facebook: MeanGreenSports
Twitter: @MeanGreenSports
Instagram: @MeanGreenSports

CREDITS

COMPILATION

Doug Waters, Chris Alford, Taylor Bryan

EDITORS

Doug Waters, Taylor Bryan

PHOTOGRAPHY

Zach del Bello

PRINTING

Eagle Images - USB
1155 Union Circle #309615
Denton, TX 76203-5017

© 2023, UNT Department of Athletics

UNT ATHLETICS MISSION STATEMENT

BUILDING CHAMPIONS and **PREPARING LEADERS** through the pursuit of perfection in academics, athletics, and life.





TABLE OF CONTENTS

| | |
|---|-----------|
| MEDIA INFORMATION | 1 |
| Table of Contents/Schedules..... | 1 |
| Athletics Communications..... | 2 |
| Quick Facts..... | 3 |
| Media Information..... | 4-5 |
| Opponents' SID Information..... | 5 |
| Media Directory..... | 6 |
| Dr. Neal Smatresk, University President..... | 7 |
| Dr. Christy Crutsinger, Faculty Athletics Representative..... | 7 |
| Jared Mosley, Vice President / Director of Athletics..... | 8 |
| PLAYERS | 9 |
| Preseason Depth Chart..... | 9 |
| Roster..... | 10-11 |
| Players..... | 12-43 |
| COACHES & STAFF | 44 |
| Eric Morris..... | 44-45 |
| Assistant Coaches..... | 46-55 |
| Support Staff..... | 56-57 |
| 2022 REVIEW | 58 |
| Season Honors..... | 58-59 |
| Final Statistics..... | 60-70 |
| Game Recaps..... | 71-77 |

| | |
|------------------------------------|-----------|
| HISTORY | 78 |
| All-Time Results..... | 78-85 |
| Yearly Records..... | 86 |
| Coaching Records..... | 87 |
| Series History..... | 88 |
| Series Records..... | 89-96 |
| UNT vs. FBS Conferences..... | 97 |
| National Rankings History..... | 98 |
| Miscellaneous History..... | 99 |
| Homecoming History..... | 100 |
| Bowl History..... | 101 |
| Bowl Game Recaps..... | 102-106 |
| College Football Hall of Fame..... | 107 |
| All-Americans..... | 108 |
| Honors..... | 109-111 |
| Mean Green in the NFL..... | 112 |
| NFL Draft Picks..... | 113 |
| NFL Notables..... | 114 |
| All-Pro Selections..... | 115 |
| NFL Breakdown..... | 116-118 |
| Letterwinners..... | 119-124 |
| Stadium Histories..... | 125-127 |
| UNT Athletics Hall of Fame..... | 128 |

| | |
|-----------------------------------|------------|
| RECORDS | 129 |
| Individual Records..... | 129-132 |
| Team Records..... | 133-135 |
| Individual Leaders..... | 136-154 |
| Individual Position Leaders..... | 155-156 |
| Individual Game Bests..... | 157-160 |
| Specialty Touchdowns/Safties..... | 161 |
| Team Season Highs..... | 162 |
| Team Game Highs..... | 163-164 |
| Opponent Game Records..... | 165 |
| NCAA/Conference Leaders..... | 166 |
| Bowl Game Records..... | 167 |
| UNT Yearly Statistics..... | 168 |
| Notes..... | 169 |
| Index..... | 170 |

FUTURE SCHEDULES

Note: American Athletic Conference schedules to be determined.
All dates and opponents are subject to change.

2024

| | |
|----------|--------------------------|
| Aug. 31 | at South Alabama |
| Sept. 7 | STEPHEN F. AUSTIN |
| Sept. 14 | at Texas Tech |
| Sept. 21 | WYOMING |

2025

| | |
|----------|----------------------|
| Aug. 30 | LAMAR |
| Sept. 6 | at Western Michigan |
| Sept. 27 | SOUTH ALABAMA |

2026

| | |
|----------|--------------------------|
| Sept. 5 | at Wyoming |
| Sept. 12 | UNLV |
| Sept. 19 | at Texas State |
| Sept. 26 | HOUSTON CHRISTIAN |

2027

| | |
|----------|-----------------------|
| Sept. 4 | TARLETON STATE |
| Sept. 11 | TEXAS TECH |
| Sept. 18 | WYOMING |
| Oct. 2 | at San Jose State |

2028

| | |
|----------|----------------|
| Sept. 2 | at Baylor |
| Sept. 9 | LA TECH |
| Sept. 16 | ARMY |

2029

| | |
|----------|----------------------|
| Sept. 1 | BAYLOR |
| Sept. 8 | NORTH ALABAMA |
| Sept. 15 | FIU |
| Sept. 29 | at Army |

2030

| | |
|----------|--------------------|
| Aug. 31 | TEXAS STATE |
| Sept. 14 | MISSOURI |
| Sept. 21 | at Wyoming |

2031

| | |
|----------|-------------------------|
| Sept. 13 | at Missouri |
| Sept. 20 | WESTERN MICHIGAN |

2032

| | |
|----------|-----------------------|
| Sept. 4 | at Colorado |
| Sept. 25 | SAN JOSE STATE |

2033

| | |
|---------|-----------------|
| Sept. 3 | COLORADO |
|---------|-----------------|

2023 SCHEDULE

TIMES, DATES SUBJECT TO CHANGE

| Date | Opponent | Location | Time (CT) | TV |
|-----------------|--------------------|---------------|-------------|-------------|
| Sept. 2 | CALIFORNIA | DENTON | 3 pm | ESPN |
| Sept. 9 | at FIU | Miami | 5:30 pm | ESPN+ |
| Sept. 16 | at LA Tech | Ruston | 6 pm | ESPN+ |
| Sept. 30 | ACU | DENTON | TBA | TBA |
| Oct. 7 | • at Navy | Annapolis | 2:30 pm | CBSSN |
| Oct. 14 | • TEMPLE | DENTON | TBA | TBA |
| Oct. 21 | • at Tulane | New Orleans | TBA | TBA |
| Oct. 28 | • MEMPHIS & | DENTON | TBA | TBA |
| Nov. 4 | • UTSA | DENTON | TBA | TBA |
| Nov. 10 | • at SMU | Dallas | 8 pm | ESPN2 |
| Nov. 18 | • at Tulsa | Tulsa | TBA | TBA |
| Nov. 25 | • UAB | DENTON | TBA | TBA |

• - The American game

• - 77th Homecoming Game (UNT 51-24-1)

2022 RESULTS

7-7, 6-2 C-USA (2nd)

| Date | Opponent | TV | SCORE |
|----------|-----------------------|---------|---------|
| Aug. 27 | • at UTEP | Stadium | W 31-13 |
| Sept. 3 | SMU | CBSSN | L 10-48 |
| Sept. 10 | TEXAS SOUTHERN | ESPN+ | W 59-27 |
| Sept. 17 | at UNLV | MWN | L 27-58 |
| Sept. 24 | at Memphis | ESPN+ | L 34-44 |
| Oct. 1 | • FAU | ESPN+ | W 45-28 |
| Oct. 15 | • LA TECH | ESPN+ | W 47-27 |
| Oct. 22 | • at UTSA | Stadium | L 27-31 |
| Oct. 29 | • at WKU | Stadium | W 40-13 |
| Nov. 5 | • FIU | ESPN+ | W 52-14 |
| Nov. 12 | • at UAB | Stadium | L 21-41 |
| Nov. 26 | • RICE | ESPN+ | W 21-17 |
| Dec. 2 | vs. UTSA | CBSSN | L 27-48 |
| Dec. 17 | vs. Boise State | # ESPN | L 32-35 |

^ Conference USA Championship (San Antonio, TX) # - Frisco Bowl (Frisco, TX)



ATHLETICS COMMUNICATIONS

INTRODUCTION



TAYLOR BRYAN
Senior Associate AD
Football



LUKE DELLA
Director
MBB, WSoc



DOUG WATERS
Assistant Director
WBB, WTenn, FB



KELLEN COLEMAN
Assistant Director
Digital, Web Site, T&F



CHRIS ALFORD
Assistant Director
VB, SB



ADAM BOEDEKER
Assistant
MGolf, WGolf, Swim&Dive

UNT ATHLETICS COMMUNICATIONS

Second Floor, Athletic Center
1301 S. Bonnie Brae Street, Denton, TX 76207

Phone: 940-565-2789

Official Web Site of UNT Athletics

www.MeanGreenSports.com

Social Media

"Like" on Facebook: [Facebook.com/MeanGreenSports](https://www.facebook.com/MeanGreenSports)

Follow on Twitter: [Twitter.com/MeanGreenSports](https://twitter.com/MeanGreenSports)

Follow on Instagram: [Instagram.com/MeanGreenSports](https://www.instagram.com/MeanGreenSports)

STAFF DIRECTORY

TAYLOR BRYAN Senior Associate AD for Strategic Communications

Responsibilities: Administration, Football

Alma Mater: Troy, 2009 | **Joined UNT:** July 2021

Cell: 254-709-4411 | **E-mail:** Taylor.Bryan@unt.edu

LUKE DELLA Director of Athletics Communications

Responsibilities: Men's Basketball, Women's Soccer

Alma Mater: Arizona, 2014 | **Joined UNT:** July 2016

Cell: 510-725-2130 | **E-mail:** Luke.Della@unt.edu

DOUG WATERS Assistant Director of Athletics Communications

Responsibilities: Women's Basketball, Women's Tennis, Football

Alma Mater: Texas, 2016 | **Joined UNT:** August 2022

Cell: 936-240-6780 | **E-mail:** Doug.Waters@unt.edu

KELLEN COLEMAN Assistant Director of Digital Content

Responsibilities: Social Media, Web Site, Track & Field/Cross Country

Alma Mater: Oklahoma, 2008 | **Joined UNT:** July 2018

Cell: 254-749-6507 | **E-mail:** Kellen.Coleman@unt.edu

CHRIS ALFORD Assistant Director of Athletics Communications

Responsibilities: Volleyball, Softball

Alma Mater: UTA, 2021 | **Joined UNT:** July 2022

Cell: 903-951-8675 | **E-mail:** Christopher.Alford@unt.edu

ADAM BOEDEKER Communications Assistant

Responsibilities: MGolf, WGolf, Swim/Dive

Alma Mater: Texas Tech, 2004 | **Joined UNT:** October 2017

Cell: 972-742-2304 | **E-mail:** Adam.Boedeker@unt.edu



QUICK FACTS

IMPORTANT PHONE NUMBERS

| | |
|-----------------------|--------------|
| Taylor Bryan Cell: | 254-709-4411 |
| Doug Waters Cell: | 936-240-6780 |
| Athletics Department: | 940-565-2789 |

UNIVERSITY

| | |
|--------------------------|-----------------------------|
| Location: | Denton, Texas |
| Chartered: | 1890 |
| Enrollment: | 40,796 |
| President: | Dr. Neal Smatresk |
| Faculty Representative: | Dr. Christy Crutsinger |
| Conference: | The American |
| Nickname: | Mean Green |
| Mascots: | Scrappy |
| Colors: | Green (PMS 356C) & White |
| Stadium (capacity/year): | DATCU Stadium (30,850/2011) |
| Surface: | Field Turf Cool Play |

FOOTBALL INFORMATION

| | |
|------------------------------------|---------------------------------|
| 2022 Record: | 7-7, 6-2 CUSA (2nd) |
| 2022 Final Regular Season Ranking: | NR (AP), NR (coaches), NR (CFP) |
| Highest Rankings: | NR (AP), NR (coaches), NR (CFP) |
| Offensive System: | Multiple |
| Defensive System: | 3-3-5 |
| 2022 Starters Returning: | 14 (7 o; 6 d; 1 st) |
| 2022 Starters Lost: | 12 (4 o; 5 d; 3 st) |
| 2022 Lettermen Returning: | 39 (18 o; 20 d; 1 st) |
| 2022 Lettermen Lost: | 25 (12 o; 11 d; 2 st) |
| First Year of Football: | 1913 |
| All-Time Football Record: | 537-534-33 (.502) |
| Conference Titles (last): | 25 (2004) |
| Bowl Appearances (last): | 14 (2022) |
| Bowl Record: | 3-11 (.214) |

COACHING STAFF

| | |
|---|-----------------------------------|
| Head Coach: | Eric Morris (Texas Tech, 2008) |
| Record at UNT: | 0-0 (1st season) |
| Career Record: | 24-18 (5th season) |
| Assoc. Head Coach/Special Teams Coord.: | Drew Svoboda (SFA, 1999) |
| Asst. Head Coach/Tight Ends: | Chris Gilbert (Angelo St., 1999) |
| Defensive Coordinator/Corners: | Matt Caponi (Mt. Union, 2005) |
| Offensive Coordinator/Wide Receivers: | Jordan Davis (Texas Tech, 2014) |
| Asst. Coach/Quarterbacks: | Sean Brophy (UIW, 2018) |
| Asst. Coach/Running Backs: | Patrick Cobbs (UNT, 2005) |
| Asst. Coach/Offensive Line: | Jon Cooper (Oklahoma, 2009) |
| Asst. Coach/Defensive Line: | Demerick Gary (SMU, 2019) |
| Asst. Coach/Safeties: | Clay Jennings (UNT, 1997) |
| Asst. Coach/Linebackers: | Colby Kratch (Toledo, 2013) |
| Special Teams Analyst: | Tim McConnell (Duquesne, 2017) |
| Defensive Analyst: | D'Andre Payne (Iowa State, 2017) |
| Offensive Analyst: | Jason Smith (Baylor, 2008) |
| Quality Control: | Demarcus Ayers (Houston, 2022) |
| Quality Control: | Robbie Gordon (UNT, 2011) |
| Graduate Assistant: | Isaac Bails (Delta State, 2017) |
| Graduate Assistant: | Blaise Bentsen (HCU, 2022) |
| Graduate Assistant: | Connor Killian (Texas Tech, 2019) |
| Graduate Assistant: | Zach McCarthy (Texas State, 2017) |

ATHLETICS ADMINISTRATION

| | |
|---|--|
| Vice President / Director of Athletics: | Jared Mosley (ACU, 2000) |
| Associate VP for Athletics / COO: | Connor Smith, Ed.D. (Dallas Baptist, 2009) |
| Associate VP for Athletics / CRO: | Ryan Peck (Lander, 2006) |
| Executive Senior Associate AD / SWA: | Jessie Gardner (UCF, 2008) |
| Executive Senior Associate AD / CFO: | Matt Witty (Ball State, 2001) |

ATHLETIC COMMUNICATIONS

| | |
|--|----------------------------|
| Office Phone: | 940-565-2789 |
| Official Athletics Website: | www.MeanGreenSports.com |
| Sr. Associate AD / Strategic Communications: | Taylor Bryan (Troy, 2009) |
| Email: | Taylor.Bryan@unt.edu |
| Cell: | 254-709-4411 |
| Twitter: | @TaBryan |
| Director: | Luke Della (Arizona, 2014) |
| Email: | Luke.Della@unt.edu |
| Cell: | 510-725-2130 |
| Twitter: | @LukeDella |

| | |
|---------------------|---------------------------|
| Assistant Director: | Doug Waters (Texas, 2016) |
| Email: | Doug.Waters@unt.edu |
| Cell: | 936-240-6780 |
| Twitter: | @DougWatersUNT |

| | |
|-------------------------------------|---------------------------------|
| Assistant Director/Digital Content: | Kellen Coleman (Oklahoma, 2008) |
| Email: | Kellen.Coleman@unt.edu |
| Cell: | 254-749-6507 |
| Twitter: | @KColemanUNT |

| | |
|------------|----------------------------|
| Assistant: | Chris Alford (UTA, 2021) |
| Email: | Christopher.Alford@unt.edu |
| Cell: | 903-951-8675 |

| | |
|------------|----------------------------------|
| Assistant: | Adam Boedeker (Texas Tech, 2004) |
| Email: | Adam.Boedeker@unt.edu |
| Cell: | 972-742-2304 |

SOCIAL MEDIA

| | |
|------------------------------|------------------|
| Official Football Twitter: | @MeanGreenFB |
| Official Football Instagram: | @MeanGreenFB |
| Official Athletics Facebook: | @MeanGreenSports |

MEAN GREEN RADIO NETWORK

| | |
|----------------|-------------------------------|
| Play-by-Play: | Dave Barnett (UNT, 1979) |
| Email: | barnettd30@gmail.com |
| Cell: | 940-391-3880 |
| Color Analyst: | Hank Dickenson (Kansas, 1987) |
| Email: | Hank.Dickenson@unt.edu |
| Cell: | 940-367-0919 |
| Studio Host: | Zac Babb (UNT, 2017) |
| Email: | Zac.Babb@unt.edu |
| Cell: | 832-546-5055 |
| Engineer: | Jack Brown |
| Email: | JCB174188@gmail.com |
| Cell: | 817-507-8726 |



MEDIA INFORMATION

The UNT Athletics Communications Office appreciates your interest in UNT Football and looks forward to assisting you during the upcoming season. Our offices are located on the second floor of the Athletic Center on S. Bonnie Brae Street.

To better assist in your coverage, please take time to read the information found on the ensuing pages in this almanac. These policies have been established in consideration of the media's needs, as well as those of UNT's student-athletes and coaches to create a positive work environment for all concerned.

If additional information or assistance is required, please contact **Taylor Bryan**, Senior Associate AD for Strategic Communications, or any other member of the UNT Athletic Communications staff. We appreciate your coverage of UNT Football and look forward to working with you this season.

MEDIA AVAILABILITY FOR COACHES

North Texas head coach Eric Morris will be available for media interviews on a regular schedule throughout the season. All requests for interviews at times other than the regularly-scheduled availabilities should be made through the athletic communications office. Requests for interviews of assistant coaches will be granted with prior approval of Coach Morris and must be made in advance through the athletic communications office.

RADIO SHOW

Coach Morris will hold his weekly radio show at 6 p.m. Thursdays from Rudy's BBQ in Denton.

PRESS CONFERENCE

Coach Morris will hold a press conference each week on Tuesday at 11:30 a.m. in the team meeting room at the Athletic Center following practice. Requested players will be available to speak to the media in the weekly press conference on Tuesdays after Coach Morris concludes his media session. All player requests must be submitted to the UNT athletics communications office by 12 p.m. on Monday. If a requested player is not available on Tuesday, he will be made available on Wednesday.

OUT-OF-TOWN MEDIA

Coach Morris and his assistant coaches are also available by request to out-of-town media. Please contact the athletic communications office to arrange these requests.

PLAYER INTERVIEWS

All player interviews must be arranged through the athletic communications office. Player interviews will be conducted on Tuesday following practice at the weekly press conference or on Wednesday if the requested player is not available on the day prior. Special exceptions may be granted to those media members needing to interview players at other times at the discretion of the athletic communications office.

COVERING PRACTICE

UNT football practices are closed to the media with the exception of the first 20 minutes on Tuesday. No coaches or players will be available to media members after Wednesday.

MEAN GREEN ON THE WEB

Statistics and news releases on North Texas football and all 16 Mean Green athletic programs are available at www.MeanGreenSports.com, the official website of North Texas Athletics.

MEDIA CREDENTIALS

All requests for press, broadcast, photo and parking credentials should be made in writing at least one week prior to the requested game. Direct all requests to Taylor Bryan (taylor.bryan@unt.edu). All credentials that are not picked up prior to the day of the game will be left at the media will call located at the UNT Police Station just a few blocks from DATCU Stadium.

PHOTOGRAPHERS/VIDEOGRAPHERS

Credentials will only be issued to accredited photographers/videographers for a working purpose and should be requested in the same manner as regular media passes. Photographers/Videographers with a credential should report to the press box prior to the game. Photographers/Videographers are not permitted in the team areas between the 25-yard lines. Photographers/Videographers are not permitted to enter the bench area at any time. The press box has a photography work room that will be available before and after the game. Photo vests must be worn during the game by Photographers/Videographers. Vests are available in the press box.

MEDIA PARKING

A limited number of media parking spaces are available at DATCU Stadium. Media must request parking passes along with credential requests. Parking passes will be provided only to the organizations that cover UNT on a regular basis.

DIRECTIONS TO DATCU STADIUM

1251 Bonnie Brae St, Denton, TX 76207:

DATCU Stadium is located at I-35E and S. Bonnie Brae Street, North Texas Blvd. On football game days, some exits off 35E and 35W are closed and traffic is directed onto specific routes for the stadium's multiple parking lots on either side of I-35E.

A parking map can be viewed at: <https://northtex.as/DATCUParking>

DIRECTIONS TO ATHLETIC COMPLEX

1301 S. Bonnie Brae St.:

FROM DALLAS:

Take I-35E north towards Denton. Take exit 467 towards I-35W S toward Ft. Worth / FM-1515 / Airport Road. While on the exit ramp road, exit again towards FM-1515 / Airport Road / Bonnie Brae Street. Turn LEFT (SOUTH) at the intersection light of Bonnie Brae Street and I-35 Service Road and continue STRAIGHT on S. Bonnie Brae Street under the overpass and through the next intersection light. Just past the intersection light turn slight LEFT to stay onto S. Bonnie Brae Street. Continue down S. Bonnie Brae Street until you see the large white ATHLETIC CENTER sign on your left; turn LEFT into the parking lot.

FROM FT. WORTH

Take I-35W north towards Denton. Take exit 84 towards FM-1515 / Bonnie Brae Street. Turn RIGHT onto S. Bonnie Brae Street / FM-1515 then take the turn slight LEFT to stay onto S. Bonnie Brae Street. Continue down S. Bonnie Brae Street until you see the large white ATHLETIC CENTER sign on your left; turn LEFT into the parking lot.

FROM NORTH:

Take I-35 south towards Dallas. Take exit 468 toward FM-1515 / Airport Road / West Oak St. Stay STRAIGHT to go onto N I-35 / Stemmons Fwy. Turn slight RIGHT toward FM-1515 / Airport Rd. Stay STRAIGHT to go onto I-35W. Turn LEFT onto W Airport Road / FM-1515. Turn RIGHT onto S. Bonnie Brae Street. Continue down S. Bonnie Brae Street until you see the large white ATHLETIC CENTER sign on your left; turn LEFT into the parking lot.

PRESS BOX SERVICES

Telephones: Visiting radio stations will be given one phone line and one ISDN line for broadcasts. For additional needs or questions you can call Taylor Bryan at 254-709-4411.

Wireless: Wireless internet is available in the UNT press box for all members of the working media. Please contact a member of the athletic communications staff to obtain in-structions.

Statistics: All in-game statistics are available via www.MeanGreenStats.com. Printed stats will not be distributed, with the exception of final game books. Complete media packets, including game programs, flip cards and game notes will be distributed prior to each game.



MEDIA INFORMATION

AMERICAN ATHLETIC CONFERENCE BOWL AGREEMENTS

| BOWL | DATE | TIME (CT) | LOCATION |
|---------------------------------|---------|-----------|--------------------|
| Cure Bowl | Dec. 16 | 2:30 pm | Orlando, Fla. |
| New Mexico Bowl | Dec. 16 | 4:45 pm | Albuquerque, N.M. |
| Myrtle Beach Bowl | Dec. 18 | 1:30 pm | Myrtle Beach, S.C. |
| Frisco Bowl | Dec. 19 | 8 pm | Frisco, Texas |
| Boca Raton Bowl | Dec. 21 | 7 pm | Boca Raton, Fla. |
| Gasparilla Bowl | Dec. 22 | 5:30 pm | Tampa, Fla. |
| Birmingham Bowl | Dec. 23 | 11 am | Birmingham, Ala. |
| Armed Forces Bowl | Dec. 23 | 2:30 pm | Fort Worth, Texas |
| Hawaii Bowl | Dec. 23 | 9:30 pm | Honolulu, Hawaii |
| First Responder Bowl | Dec. 26 | 4:30 pm | Dallas, Texas |
| Military Bowl | Dec. 27 | 1 pm | Annapolis, Md. |
| Fenway Bowl | Dec. 28 | 10 am | Boston, Mass. |
| Liberty Bowl | Dec. 29 | 2:30 pm | Memphis, Tenn. |
| Rose Bowl (National Semifinal) | Jan. 1 | 4 pm | Pasadena, Calif. |
| Sugar Bowl (National Semifinal) | Jan. 1 | 7:45 pm | New Orleans, La. |
| CFP — National Championship | Jan. 8 | 6:30 pm | Houston, Texas |

OPPONENTS' ATHLETICS COMMUNICATIONS DIRECTORY

| | | |
|--|------------------|---|
|  | Sat. Sept. 2 | GAME 1 — California <i>Denton, Texas (DATCU Stadium)</i> |
| | 3 pm ESPNU | SID: Kyle McRae (mcr@berkeley.edu) Phone: 510-219-9340 |
|  | Sat. Sept. 9 | GAME 2 — at FIU <i>Miami, Florida (FIU Stadium)</i> |
| | 5:30 pm ESPN+ | SID: Randy Press (rpress@fiu.edu) Phone: 303-908-0439 |
|  | Sat. Sept. 16 | GAME 3 — at LA Tech <i>Ruston, La. (Joe Aillet Stadium)</i> |
| | 6 pm ESPN+ | SID: Hunter Corneliusen (hunter@latech.edu) Phone: 913-689-8407 |
|  | Sat. Sept. 30 | GAME 4 — ACU <i>Denton, Texas (DATCU Stadium)</i> |
| | TBA TBA | SID: Ray Fink (rpf22a@acu.edu) Phone: 325-674-2323 |
|  | Sat. Oct. 7 | GAME 5 — at Navy <i>Annapolis, Md. (Navy-Marine Corps Memorial Stadium)</i> |
| | 2:30 pm CBSSN | SID: Scott Strasemeier (sstrasem@usna.edu) Phone: 443-336-9023 |
|  | Sat. Oct. 14 | GAME 6 — Temple <i>Denton, Texas (DATCU Stadium)</i> |
| | TBA TBA | SID: Rich Burg (rich.burg@temple.edu) Phone: 215-356-3952 |
|  | Sat. Oct. 21 | GAME 7 — at Tulane <i>New Orleans, La. (Yulman Stadium)</i> |
| | TBA TBA | SID: Jason Corriher (jcorriher@tulane.edu) Phone: 740-331-1497 |
|  | Sat. Oct. 28 | GAME 8 — Memphis <i>Denton, Texas (DATCU Stadium)</i> |
| | TBA TBA | SID: Scott Burns (scott.burns@memphis.edu) Phone: 812-322-5285 |
|  | Sat. Nov. 4 | GAME 9 — UTSA <i>Denton, Texas (DATCU Stadium)</i> |
| | TBA TBA | SID: Kyle Stephens (kyle.stephens@utsa.edu) Phone: 210-887-3636 |
|  | Fri. Nov. 10 | GAME 10 — at SMU <i>Dallas, Texas (Gerald J. Ford Stadium)</i> |
| | 8 pm ESPN2 | SID: Herman Hudson (hermanh@smu.edu) Phone: 214-924-0358 |
|  | Sat. Nov. 18 | GAME 11 — at Tulsa <i>Tulsa, Okla. (H.A. Chapman Stadium)</i> |
| | TBA TBA | SID: Don Tomkalski (donald-tomkalski@utulsa.edu) Phone: 918-640-0683 |
|  | Sat. Nov. 25 | GAME 12 — UAB <i>Denton, Texas (DATCU Stadium)</i> |
| | TBA TBA | SID: Ted Feeley (tfeeley@uab.edu) Phone: 205-704-4147 |



MEDIA DIRECTORY

INTRODUCTION

PRINT MEDIA (MAILING ADDRESS)

| | PHONE | EMAIL | TWITTER |
|---|------------------------------|---|--|
| DENTON RECORD-CHRONICLE , 3555 Duchess Drive, Denton TX 76205 Brett Vito, Beat Writer | 940-387-3811 940-395-3987 | sports@dentonrc.com bvito@dentonrc.com | @sports_drc @BrettVito |
| ASSOCIATED PRESS , 4851 LBJ Freeway, Suite 300, Dallas, Texas 75244-6002 Stephen Hawkins, Sports Writer Texas | 972-991-2100 | shawkins@ap.org | @AP_Sports @hawkaptexas |
| NT DAILY , P1155 Union Circle #311460 Denton, Texas 76203-5017 Reed Smith, Deputy Sports Editor | 940-565-3989 682-213-1708 | NorthTexasDaily@unt.edu reed.smith@unt.edu | @ntdaily/@ntdailysports @Reed_Smith25 |
| DALLAS MORNING NEWS , 508 Young St., Dallas, Texas 75202 | 214-977-8444 | results@dallasnews.com | @SportsDayDFW |
| FORT WORTH STAR-TELEGRAM , P.O. Box 1870, Fort Worth, Texas 76102 | 817-390-7760 | sports@star-telegram.com | @startelegram |
| THE ATHLETIC Sam Khan | 713-501-2915 | skhan@theathletic.com | @TheAthleticCFB @skhanjr |
| DAVE CAMPBELL'S TEXAS FOOTBALL , 405 State Hwy 121 Suite A-200 Lewisville, Texas 75067 Mike Craven | 281-446-3225 512-560-7904 | news@texasfootball.com mike.craven@texasfootball.com | @dctcfb @CravenMike |

TELEVISION MEDIA (MAILING ADDRESS)

| | PHONE | EMAIL | TWITTER |
|---|--|---|--|
| KDFW-TV , (FOX 4) 400 N. Griffin Street Dallas, Texas 75202 Mike Doocy Jeff Kolb | 214-720-3391 972-567-2978 401-714-8638 | kdfw_sports@fox.com mike.doocy@fox.com jeffrey.kolb@fox.com | @KDFWSports @MikeDoocyFox4 @JeffKolbFox4 |
| KXAS-TV , (NBC 5) 4805 Amon Carter Blvd. Fort Worth, TX 76155 Newy Scruggs Pat Doney | 817-429-5555 | newy.scruggs@nbc.com patrick.doney@nbc.com | @NBCDFWSports @newyscruggs @PatDoneyNBC5 |
| WFAA-TV (ABC 8), 606 Young St. Dallas, TX 75202 Joe Trahan Mike Leslie | 214-748-9631 518-366-2910 | sports@wfaa.com jtrahan@wfaa.com mleslie@wfaa.com | @WFAASports @JoeTrahan @MikeLeslieWFAA |
| KTVT-TV (CBS 11), 10111 N Central Expy. Dallas, TX 75231 Bill Jones | 817-451-1111 | sports@ktvt.com bjones@ktvt.com | @CBS11Sports @CBS11BillJones |
| BALLY SPORTS SOUTHWEST , 100 E Royal Ln # 200, Irving, TX 75039 | | | @BallySportsSW |

RADIO MEDIA (MAILING ADDRESS)

| | PHONE | EMAIL | TWITTER |
|--|--|---|---|
| MEAN GREEN SPORTS NETWORK , 1155 Union Circle #311397, Denton, Texas 76203 Dave Barnett, Play-by-Play Hank Dickenson, Analyst Zac Babb, Studio | 940-565-2789 940-391-3880 940-367-0919 832-546-5055 | barnettd30@gmail.com hank@denton-chamber.org zbabb@me.com | @Dave_L_Barnett @mgrnpxp @ZacBabb |
| THE FREAK 97.1 FM , 14001 Dallas Pwky Suite 300 Dallas, TX 75240 | 214-866-8000 | | @971TheFreak |
| KHYI 95.3 FM , 12225 Greenville Ave Suite 890 Dallas, TX 75243 | 972-633-0953 | Business@khyi.com | @khyi |
| KNTU 88.1 FM , 1155 Union Circle #310881 Denton, TX 76203-5017 | 940-565-2881 | kntu@unt.edu | @KNTU881 |

OTHER MEDIA (MAILING ADDRESS)

| | PHONE | EMAIL | TWITTER |
|--|------------------------------|---------------------------|------------------------------------|
| THE AMERICAN , 545 East John Carpenter Freeway Suite 300 Irving, TX 75062 Chuck Sullivan, Assistant Commissioner | 469-284-5167 401-641-8760 | csullivan@theamerican.org | @American_Conf @ChuckSullivan15 |



UNIVERSITY PRESIDENT



DR. NEAL J. SMATRESK
UNIVERSITY PRESIDENT
GETTYSBURG, 1973

President Neal J. Smatresk joined UNT in 2014 with a vision for leading the University of North Texas to national prominence as the largest, most comprehensive university dedicated to meeting the dynamic needs of the North Texas region.

Under his leadership, UNT was named a Carnegie-ranked Tier One research university, identified as a top 10 U.S. public university on the rise, and earned designation as both a Minority-Serving and Hispanic-Serving Institution. Thanks to strategic student success investments, UNT has increased student retention, graduation rate, and its role as a social mobility elevator for students, earning recognition as a top 50 performer on social mobility by U.S. News and World Report. With athletic investments and facility expansions, Mean Green student-athletes and teams are thriving, joining the American Athletic Conference in 2023. The men's basketball team completed a record-breaking season in 2023 and took home the championship trophy in the 2023 National Invitation Tournament.

President Smatresk has led the charge in creating public-private partnerships with businesses like American Airlines, Liberty Mutual, Google, and JP Morgan Chase. In response to the rapidly changing career marketplace, President Smatresk ensured the addition of 21st century degree plans in fast-growing fields such as business analytics, data science, and urban policy and planning, as well as a partnership with the Dallas Cowboys for an M.B.A. in sport entertainment management. Under his leadership, UNT partnered with the City of Frisco to launch UNT at Frisco, with student-centered curriculum and a focus on student success, to help bridge the gaps between higher education and the public and private sectors.



DR. CHRISTY CRUTSINGER
FACULTY ATHLETICS REPRESENTATIVE
UNT, 1985

Dr. Christy Crutsinger returned to her faculty position in fall of 2019 after serving in central administration for over a decade. In her role as Vice Provost for Academic Affairs she was responsible for the development and implementation of academic policy, evaluation of research centers and institutes, and major student success initiatives including the launch of the Academic Success Center. Previous to this appointment, Crutsinger served as the Vice Provost for Faculty Success where she developed and launched the innovative hub for faculty, focusing on professional development across the career pipeline. A few noteworthy accomplishments include the development of the Chair Academy, the Leadership Fellows program, the Faculty Mentoring Grant Program, and the signature UNT Foundation Salute to Faculty Excellence awards program and event.

Crutsinger holds a faculty appointment as Professor in UNT's Department of Merchandising & Digital Retailing. She served as associate dean of the School of Merchandising & Hospitality Management from 2006-2010 and as chair of the Merchandising Department from 1998-2006. Under her leadership, the department received the American Textile Manufacturer Institute (ATMI) 2000 Award for Excellence for exemplary and innovative programs including the nation's first 100% web-based graduate merchandising degree.

Her research focuses on consumer motivations and influences on shopping patterns including studies on shoplifting, Internet use, service expectations, and employee behaviors. Most recently, her work has investigated the impact of work experiences and expectations on career intentions of university students and faculty. In 2017, Crutsinger was invited to deliver the keynote address, "The Consumer Experience Trend: Redefining Industries and Talent," at the International Summit Forum for Fashion, Technology and Talent at Zhejiang Sci-Tech University in China. Leveraging her years in academic administration, her scholarly work focuses on career and professional development. She teaches courses in the Social Psychology of Dress and Appearance, Talent Development, and Leadership Theory.

Crutsinger currently serves as UNT's Faculty Athletic Representative for NCAA Division I-A intercollegiate sports and has been a member of the UNT Athletic Council for over 15 years.

UNT PRESIDENTS

| | | | |
|-----------|------------------------|---------|----------------------|
| 1890-93 | Joshua C. Chilton | 1971-79 | 'Jitter' Nolen |
| 1893-94 | John Jackson Crumley | 1979-80 | John L. Carter |
| 1894-1901 | Menter B. Terrill | 1980-81 | Frank E. Vandiver |
| 1901-06 | J.S. Kendall | 1981-82 | Howard W. Smith Jr. |
| 1906-23 | William Herschel Bruce | 1982-00 | Alfred F. Hurley |
| 1923-34 | Robert L. Marquis | 2000-06 | Noval Pohl |
| 1934-51 | Weston J. McConnell | 2006-10 | Gretchen M. Bataille |
| 1951-68 | James C. Matthews | 2010 | Philip C. Diebel |
| 1968-70 | John Kamerick | 2010-14 | V. Lane Rawlins |
| 1970-71 | John L. Carter | 2014- | Neal J. Smatresk |



VICE PRESIDENT / DIRECTOR OF ATHLETICS

INTRODUCTION



JARED MOSLEY
VICE PRESIDENT / DIRECTOR OF ATHLETICS
ACU, 2000

Jared Mosley was named UNT Vice President and Director of Athletics on December 10, 2022, by President Neal Smatresk. He is tasked with the overall leadership of UNT Athletics and its more than 300 student-athletes.

A native of Lockney, Texas, Mosley is the 15th director of athletics in UNT history.

The 45-year-old previously served as UNT Athletics' Associate Vice President and Chief Operating Officer for more than six years from September 2016 to December 2022. In that role, he assisted Baker with financial, operational, and administrative issues. He also was tasked with developing strategic initiatives and providing oversight for human resources issues as well as facilities and event management, student services, marketing, promotions, and strategic communications.

He served as sport program administrator for both men's and women's basketball while assisting with football and handling scheduling for the football program. In his time at UNT, seven programs (men's cross country, volleyball, women's soccer, football, men's basketball, women's golf and softball) combined to win 17 conference or division championships, and the overall athletic department's winning percentage in the last year was the best in the modern era.

Mosley came to North Texas from the Texas Sports Hall of Fame, where he held the title of Chief Executive Officer and President from 2014-16.

Prior to that appointment, Mosley served as Director of Athletics for 10 years at Abilene Christian University from 2004-14, where he increased the athletics fundraising more than 650 percent up to more than \$1.7 million in his final year. Mosley oversaw more than \$30 million in facilities construction and renovations while leading the Wildcats through the first year of their Division I transition. He also secured the lead gift for an on-campus football stadium.

Mosley, who has more than 20 years' experience in athletics administration and leadership, also worked as Associate Athletic Director at ACU from 2001-03.

He earned a pair of degrees from ACU with a Bachelor of Science degree in 2000 and a master's in education administra-

tion in 2003. Mosley was inducted into the ACU Sports Hall of Fame in 2015 after a successful basketball career, where he finished as the 11th-leading scorer and the eighth-leading rebounder in school history.

Mosley and his wife Trish have three children, Jaden, Jaxon, and Blair.

UNT ATHLETIC DIRECTORS

| | | | |
|---------|---------------------|---------|----------------------|
| 1960 | Emmett F. Cambron | 1987-88 | Dr. Richard McDuffie |
| 1962-69 | Dr. Jess E. Cearley | 1989-90 | Corky Nelson |
| 1970-72 | Rod Rust | 1991-93 | Steve Sloan |
| 1972 | Fred McCain | 1994-00 | Craig Helwig |
| 1973-78 | Hayden Fry | 2001-16 | Rick Villarreal |
| 1979 | Fred McCain | 2016-22 | Wren Baker |
| 1980 | Andy Everest | 2022- | Jared Mosley |
| 1981 | Bob Tyler | | |
| 1982-86 | Fred McCain | | |



PRESEASON DEPTH CHART

OFFENSE

| | | |
|----|----|---|
| WR | 8 | DAMON WARD, JR. (5-11, 210, JR.) |
| | 7 | Trey Cleveland (6-1, 193, JR.) |
| WR | 2 | RODERIC BURNS (5-9, 190, SR.) <u>OR</u> |
| | 15 | JORDAN SMART (5-10, 185, JR) |
| LT | 77 | KACI MOREKA (6-5, 291, SR.) |
| | 79 | Howard Sampson (6-8, 325, R-Fr.) |
| LG | 65 | GABE BLAIR (6-2, 294, JR.) |
| | 66 | Josiah Jefferson (6-0, 267, R-Fr.) |
| C | 64 | JETT DUNCAN (6-1, 282, JR.) <u>OR</u> |
| | 78 | DAIZION CARROLL (6-1, 314, SR.) |
| RG | 71 | LEKE ASENUGA (6-2, 300, SO.) <u>OR</u> |
| | 60 | PAULA VAIPULU (6-3, 300, JR.) |
| RT | 54 | FEBECHI NWAIWU (6-4, 316, SO.) |
| | 74 | Larry Moore (6-6, 274, Jr.) |
| WR | 9 | JA'MORI MACLIN (5-11, 183, SO.) <u>OR</u> |
| | 1 | KAYLON HORTON (5-9, 173, SR.) |
| TE | 84 | CHRISTIAN LEE (6-3, 221, SO.) |
| | 88 | Xzavior Kautai (6-0, 235, So.) |
| QB | 3 | STONE EARLE (6-0, 207, JR.) <u>OR</u> |
| | 4 | CHANDLER ROGERS (6-0, 195, JR.) |
| | 10 | JACE RUDER (6-2, 222, SR.) <u>OR</u> |
| RB | 6 | IKAIKA RAGSDALE (5-11, 218, JR.) <u>OR</u> |
| | 27 | OSCAR ADAWAY III (5-10, 219, JR.) <u>OR</u> |
| | 23 | ISAIAH JOHNSON (5-10, 210, JR.) <u>OR</u> |
| | 5 | AYO ADEYI (5-7, 192, JR.) |

DEFENSE

| | | |
|----|----|---|
| DE | 44 | MAZIN RICHARDS (6-1, 240, SR.) <u>OR</u> |
| | 95 | KORTLIN RAUSAW (6-3, 275, JR.) |
| DT | 10 | RODERICK BROWN (5-11, 303, JR.) |
| | 9 | Enoch Jackson (5-11, 301, Jr.) |
| DE | 51 | FATAFEHI VAILEA (6-1, 282, SO.) |
| | 45 | Kadren Johnson (6-1, 247, Jr.) |
| LB | 21 | KEVIN WOOD (5-10, 213, SR.) |
| | 36 | Jaylen Smith (5-11, 214, Jr.) |
| LB | 19 | JORDAN BROWN (6-1, 228, JR.) |
| | 42 | Sifa Leota (6-2, 221, So.) |
| LB | 15 | CARSON KROPP (6-1, 230, SR.) |
| | 32 | Ethan Wesloski (6-1, 229, R-Fr.) |
| S | 1 | LOGAN WILSON (5-10, 170, JR.) |
| | 11 | Patrick Smith (5-9, 184 R-Fr.) |
| S | 0 | PHIL HILL (6-0, 198, JR.) <u>OR</u> |
| | 4 | DILLION WILLIAMS (5-11, 178, SO.) |
| S | 7 | NICK NAKWAASAH (5-11, 199, JR.) |
| | 23 | Bryce Linder (6-0, 176, So.) |
| CB | 5 | RIDGE TEXADA (5-8, 181, JR.) |
| | 29 | Christian Traylor (5-8, 188, So.) |
| CB | 6 | LORONZO THOMPSON (5-11, 169, JR.) <u>OR</u> |
| | 8 | JOHN DAVIS (6-0, 187, SR.) |

SPECIAL TEAMS

| | | |
|----|----|---|
| K | 99 | NOAH RAUSCHENBERG (6-0, 198, SR.) |
| P | 41 | SAWYER EVANS (6-3, 203, JR.) |
| KR | 1 | KAYLON HORTON (5-9, 173, SR.) |
| | 2 | RODERIC BURNS (5-9, 190, SR.) |
| PR | 9 | JA'MORI MACLIN (5-11, 183, SO.) <u>OR</u> |
| | 2 | RODERIC BURNS (5-9, 190, SR.) |
| LS | 47 | JP HADLEY (6-3, 234, SR.) |
| | 49 | Collin Brown (5-11, 240, Jr.) |

CAREER STARTS

| | |
|----|---|
| 33 | Mazin Richards |
| 25 | Gabe Blair, Roderic Burns |
| 24 | Ethan Miner |
| 23 | Daizion Carroll |
| 21 | John Davis |
| 18 | Kaci Moreka, Chandler Rogers |
| 17 | Damon Ward |
| 16 | Ridge Texada, Kevin Wood |
| 15 | Roderick Brown, Jett Duncan |
| 12 | Febechi Nwaiwu, Jordan Smart |
| 11 | Fatafehi Vailea |
| 10 | Logan Wilson |
| 9 | J'Kalon Carter, Paula Vaipulu |
| 8 | Blair Conwright, Stone Earle, Kadren Johnson, Ikaika Ragsdale |
| 6 | Trey Cleveland, Kaylon Horton |
| 5 | Jace Ruder |
| 4 | Oscar Adaway III, Leronzo Thompson |
| 3 | Ayo Adeyi, Viczaril Alobwede, Detraveon Brown |
| 2 | JD Head, Enoch Jackson, Isaiah Johnson, Tarik Luckett |
| 1 | Jordan Brown, Sifa Leota, Ja'Mori Maclin, Zhighlil McMillan |

CONSECUTIVE STARTS

| | |
|----|-----------------|
| 24 | Gabe Blair |
| 23 | Daizion Carroll |

CAREER GAMES PLAYED

| | |
|----|--|
| 44 | Noah Rauschenberg |
| 42 | Kevin Wood |
| 40 | Kaylon Horton |
| 39 | Daizion Carroll, Trey Cleveland |
| 38 | Blair Conwright |
| 37 | Roderic Burns |
| 35 | Jordan Brown, John Davis Jr., Kaci Moreka, Mazin Richards |
| 34 | Jett Duncan, Ridge Texada, |
| 33 | Carson Kropp, Leronzo Thompson |
| 32 | Ethan Miner |
| 27 | Kadren Johnson, Ikaika Ragsdale, Jaylen Smith, |
| 26 | Viczaril Alobwede, Gabe Blair, Enoch Jackson, Isaiah Johnson, Damon Ward |
| 25 | Leke Asenuga, Roderick Brown |
| 24 | Chandler Rogers, Jordan Smart |
| 22 | Ayo Adeyi, Harold West |
| 21 | Kortlin Rausaw |
| 20 | Alphie Guillory, Christian Lee |
| 19 | Oscar Adaway III, Phil Hill, Ja'Mori Maclin |
| 18 | J'Kalon Carter, Dorian Morris, Paula Vaipulu |
| 17 | Tarik Luckett, Nick Nakwaasah |
| 16 | Grady Brewer, Zhighlil McMillan, Febechi Nwaiwu, Logan Wilson |
| 15 | Stone Earle, JP Hadley, Sifa Leota, |
| 14 | Nick Nakwaasah, Kaghren Roach, Jace Ruder, Fatafehi Vailea, Dillion Williams |
| 13 | Datraveon Brown |
| 12 | Xzavior Kautai |
| 11 | Sawyer Evans |
| 6 | JD Head, BK Jackson |
| 5 | Robert Johnson |
| 4 | Qualon Farrar, Bryce Linder, Patrick Smith |
| 3 | K'Von Hamilton |
| 2 | Larry Moore, Howard Sampson, Ethan Wesloski, Chris Wright |
| 1 | Samora Ezekiel, Evan Greene, Isaiah Villanueva |

PRONUNCIATION GUIDE

| | |
|-------------------|----------------------------|
| Oscar ADAWAY III | ADD-away |
| AYO ADEYI | EYE-OH uh-DAY-ee |
| VICZARIL ALOBWEDE | VICK-uh-rill AL-ub-WAY-dey |
| JAYVEN Anderson | JAY-vin |
| LEKE ASENUGA | LAY-kay OSH-uh-NEW-guh |
| CHAVEZ Brown | CHA-vez |
| DETRAVEON Brown | duh-tray-VEE-on |
| DAIZION Carroll | DAZE-ee-on |
| J'KALON Carter | juh-KAY-lun |
| Stone EARLE | Earl |
| DEMERICK Gary | DIM-rick |
| Dylan GEBBIA | JEB-ee-UH |
| Alphie GUILLORY | GILL-or-ee |
| QUALON FARRAR | KWAY-lin FUH-rawr |
| K'VON Hamilton | kuh-VON |
| KAYLON Horton | Kay-LON (like ON) |
| ENOCH Jackson | EE-knock |
| KADREN Johnson | KAY-drin |
| XZAVIOR KAUTAI | ex-AY-vee-YOR KUH-tie |
| Carson KROPP | like Crop |
| SIFA LEOTA | SEE-fuh lee-OH-tuh |

| | |
|--------------------|----------------------------|
| TARIK LUCKETT | TUH-reek LUH-KETT |
| Desmond MAGIYA | muh-GEE-yuh |
| ZHIGHLIL McMillan | ZYE-lil |
| KACI MOREKA | kay-SEE mor-EE-cuh |
| KALI NGUMA | kaw-LEE UN-goo-MUH |
| FEBECHI NWAIWU | fuh-BETCH-ee WEE-woo |
| IKAIKA Ragsdale | ee-ky-kuh |
| Kortlin RAUSAW | rah-saw |
| Noah RAUSCHENBERG | RAW-shin-BURG |
| MAZIN Richards | MAY-zin |
| Richard ROCQUEMORE | Rock-UH-more |
| Jace RUDER | ROO-durr |
| Isaac SOHN | SONE (like CONE) |
| Corey SWINEY | SWEE-knee |
| Ridge TEXADA | tuh-HA-duh |
| LORONZO Thompson | loh-RON-zoh |
| FATAFEHI VAILEA | FAH-tah-FAY-hee vye-LEE-uh |
| PAULA VAIPULU | POW-luh vye-POO-lew |
| Ethan WESLOSKI | wes-LOS-kee |
| DILLION Williams | DILL-un |

PLAYERS



2023 ROSTER

PLAYERS

ALPHABETICAL ROSTER

| NO. | PLAYER, POS. |
|-----|-----------------------|
| 46 | Brad Adamcik, TE |
| 27 | Oscar Adaya III, RB |
| 5 | Ayo Adeyi, RB |
| 96 | Vic Alobwede, DL |
| 14 | Jayven Anderson, S |
| 71 | Leke Asenuga, OL |
| 40 | Trent Ayers, DL |
| 65 | Gabe Blair, OL |
| 46 | Grady Brewer, LB |
| 24 | Chavez Brown, LB |
| 49 | Collin Brown, LS |
| 11 | Detraevon Brown, WR |
| 19 | Jordan Brown, LB |
| 10 | Roderick Brown, DL |
| 98 | Dadrian Burleson, DL |
| 2 | Roderic Burns, WR |
| 78 | Daizion Carroll, OL |
| 14 | J'Kalon Carter, WR |
| 7 | Trey Cleveland, WR |
| 0 | Blair Conwright, WR |
| 83 | Zack Darkoch, WR |
| 8 | John Davis, CB |
| 47 | Harrison Dempsey, S |
| 64 | Jett Duncan, OL |
| 3 | Stone Earle, QB |
| 41 | Sawyer Evans, P |
| 58 | Samora Ezekiel, OL |
| 53 | Blake Fann, DL |
| 20 | Qualon Farrar, RB |
| 39 | Richard Garcia III, K |
| 34 | CJ Garnett, LB |
| 16 | Dylan Gebbia, QB |
| 48 | Rodney Green Jr., DL |
| 85 | Evan Greene, WR |
| 20 | Alphie Guillory, S |
| 47 | JP Hadley, LS |
| 92 | K'Von Hamilton, DL |
| 2 | JD Head, QB |
| 0 | Phil Hill, S |
| 1 | Kaylon Horton, WR |
| 39 | Karter Houchin, LB |
| 37 | Christian Hurd, S |
| 29 | Adam Jacklin, P |
| 21 | BK Jackson, RB |
| 9 | Enoch Jackson, DL |
| 16 | Evan Jackson, S |
| 66 | Josiah Jefferson, OL |
| 23 | Isaiah Johnson, RB |
| 45 | Kadren Johnson, DL |
| 68 | Keon Johnson, OL |
| 31 | Robert Johnson, CB |
| 88 | Xzavior Kautai, TE |
| 15 | Carson Kropp, LB |
| 69 | Ryan Krueger, OL |
| 84 | Christian Lee, TE |
| 42 | Sifa Leota, LB |
| 25 | Kollin Lewis, CB |
| 23 | Bryce Linder, S |
| 18 | Tarik Luckett, CB |
| 9 | Ja'Mori Maclin, WR |
| 87 | Tim Madison, WR |
| 76 | Desmond Magiya, OL |
| 49 | Kamdon McFarland, S |
| 25 | Makenzie McGill, RB |
| 80 | Zhigllil McMillan, WR |
| 67 | Ethan Miner, OL |
| 26 | Dietrich Moore, LB |
| 74 | Larry Moore, OL |
| 94 | Marcus Moore, DL |

NUMERICAL ROSTER

| No. | Name | Pos. | Ht. | Wt. | Class. | Hometown / Previous School |
|-----|--------------------|------|------|-----|--------|---|
| 0 | Blair Conwright | WR | 5-11 | 181 | Jr. | Lubbock, TX / TCU |
| 0 | Phil Hill | S | 6-0 | 198 | Jr. | Spring, TX / UNLV |
| 1 | Kaylon Horton | WR | 5-9 | 173 | Sr. | Houston, TX / Tarleton State |
| 1 | Logan Wilson | S | 5-10 | 170 | Jr. | Dallas, TX / ULM |
| 2 | Roderic Burns | WR | 5-9 | 190 | Sr. | Houston, TX / Lamar HS |
| 2 | JD Head | QB | 6-2 | 179 | So. | Pearland, TX / LA Tech |
| 3 | Stone Earle | QB | 6-0 | 207 | Jr. | Keller, TX / ACU |
| 4 | Chandler Rogers | QB | 6-0 | 195 | Jr. | Mansfield, TX / ULM |
| 4 | Dillion Williams | S | 5-11 | 178 | So. | Nacogdoches, TX / HS |
| 5 | Ayo Adeyi | RB | 5-7 | 192 | Jr. | Mansfield, TX / Legacy HS |
| 5 | Ridge Texada | CB | 5-8 | 181 | Jr. | Frisco, TX / McNeese State |
| 6 | Ikaika Ragsdale | RB | 5-11 | 218 | Jr. | Las Vegas, NV / Bishop Gorman HS |
| 6 | Loranzo Thompson | CB | 5-11 | 169 | Jr. | Friendswood, TX / Clear Brook HS |
| 7 | Trey Cleveland | WR | 6-1 | 193 | Jr. | Arlington, TX / Texas Tech |
| 7 | Nick Nakwaasah | S | 5-11 | 199 | Jr. | Dallas, TX / Central Arkansas |
| 8 | John Davis | CB | 6-0 | 187 | Sr. | Euleus, TX / Texas Tech |
| 8 | Damon Ward Jr. | WR | 5-11 | 210 | Jr. | Beaumont, TX / West Brook HS |
| 9 | Enoch Jackson | DL | 5-11 | 301 | Jr. | Mansfield, TX / Arkansas |
| 9 | Ja'Mori Maclin | WR | 5-11 | 183 | So. | Kirkwood, MO / Missouri |
| 10 | Roderick Brown | DL | 5-11 | 303 | Jr. | Forney, TX / North Forney HS |
| 10 | Jace Ruder | QB | 6-2 | 222 | Sr. | Norton, KS / North Carolina |
| 11 | Detraevon Brown | WR | 6-0 | 196 | So. | Shreveport, LA / Northwood HS |
| 11 | Patrick Smith | S | 5-9 | 184 | R-Fr. | Sugar Land, TX / Clements HS |
| 13 | Brian Nelson II | CB | 6-0 | 183 | Fr. | Pearland, TX / Shadow Creek HS |
| 13 | Josh Smith | TE | 6-0 | 234 | So. | Tampa, FL / College of the Canyons |
| 14 | Jayven Anderson | S | 6-0 | 202 | Fr. | Houston, TX / North Shore HS |
| 14 | J'Kalon Carter | WR | 5-10 | 166 | Jr. | Aubrey, TX / Illinois State |
| 15 | Carson Kropp | LB | 6-1 | 230 | Sr. | Owasso, OK / Oklahoma State |
| 15 | Jordan Smart | WR | 5-10 | 185 | Jr. | Round Rock, TX / UT Permian Basin |
| 16 | Dylan Gebbia | QB | 6-0 | 177 | Fr. | Los Angeles, CA / Hawaii |
| 16 | Evan Jackson | S | 5-11 | 176 | Fr. | Houston, TX / North Shore HS |
| 17 | Landon Sides | WR | 5-11 | 179 | Fr. | Denton, TX / Guyer HS |
| 17 | Taylor Starling | CB | 5-9 | 163 | Fr. | Dallas, TX / South Oak Cliff HS |
| 18 | Tarik Luckett | CB | 6-2 | 184 | Sr. | Compton, CA / Arizona State |
| 18 | Dorian Morris | WR | 5-10 | 190 | Jr. | Mesquite, TX / Poteet HS |
| 19 | Jordan Brown | LB | 6-1 | 228 | Jr. | Huntsville, TX / HS |
| 20 | Qualon Farrar | RB | 5-5 | 195 | R-Fr. | Dallas, TX / South Oak Cliff HS |
| 20 | Alphie Guillory | S | 5-9 | 202 | Jr. | DeSoto, TX / HS |
| 21 | BK Jackson | RB | 5-11 | 213 | So. | Missouri City, TX / Ridge Point HS |
| 21 | Kevin Wood | LB | 5-10 | 213 | Sr. | Converse, TX / Judson HS |
| 22 | Matthew Moore | LB | 6-0 | 220 | Fr. | Killeen, TX / Ellison HS |
| 22 | Luke Rossley | WR | 5-11 | 178 | R-Fr. | Highland Park, TX / HS |
| 23 | Isaiah Johnson | RB | 5-10 | 210 | Jr. | Lubbock, TX / Cooper HS |
| 23 | Bryce Linder | S | 6-0 | 176 | So. | College Station, TX / Blinn College |
| 24 | Chavez Brown | LB | 6-1 | 224 | So. | Houma, LA / Butler CC |
| 25 | Kollin Lewis | CB | 5-11 | 194 | Fr. | Gladewater, TX / HS |
| 25 | Makenzie McGill | RB | 5-9 | 192 | Fr. | Mount Vernon, TX / HS |
| 26 | Dietrich Moore | LB | 5-10 | 215 | Fr. | Broken Arrow, OK / HS |
| 27 | Oscar Adaya III | RB | 5-10 | 219 | Jr. | North Little Rock, AR / HS |
| 27 | Harold West | S | 6-1 | 188 | Jr. | Arlington, TX / Lamar HS |
| 29 | Adam Jacklin | P | 5-11 | 195 | Fr. | Melbourne, Australia / Whitefrairs College |
| 29 | Christian Traylor | CB | 5-8 | 188 | So. | Arlington, TX / Martin HS |
| 30 | Grayson Ward | S | 5-6 | 180 | R-Fr. | Aubrey, TX / HS |
| 31 | Robert Johnson | CB | 5-11 | 184 | So. | Memphis, TN / Academy of Health Sciences HS |
| 32 | Ethan Wesloski | LB | 6-1 | 229 | R-Fr. | McKinney, TX / Boyd HS |
| 34 | CJ Garnett | LB | 6-0 | 220 | So. | Keller, TX / Blinn College |
| 35 | Chris Wright | DL | 6-3 | 230 | So. | Aledo, TX / HS |
| 36 | Jaylen Smith | LB | 5-11 | 214 | Jr. | Hamilton, Ontario / St. Thomas More (CT) School |
| 36 | Caden Yates | LS | 6-1 | 213 | Fr. | Argyle, TX / HS |
| 37 | Christian Hurd | S | 5-9 | 192 | Fr. | Katy, TX / Paetow HS |
| 38 | Caden Park | CB | 6-0 | 188 | R-Fr. | McKinney, TX / Boyd HS |
| 39 | Karter Houchin | LB | 5-10 | 218 | R-Fr. | Decatur, TX / HS |
| 39 | Richard Garcia III | K | 5-10 | 150 | Sr. | Forney, TX / Texas Southern |
| 40 | Trent Ayers | DL | 6-1 | 218 | Jr. | Arlington, TX / Navarro College |
| 40 | Kali Nguma | K | 5-10 | 183 | Fr. | Mission, TX / Sharyland HS |
| 41 | Sawyer Evans | P | 6-3 | 203 | Jr. | Arlington, TX / Texas Southern |
| 41 | Corey Swiney | S | 5-10 | 186 | Fr. | Pearland, TX / Shadow Creek HS |
| 42 | Sifa Leota | LB | 6-2 | 221 | So. | Euleus, TX / Trinity HS |
| 43 | Jax Van Zandt | LB | 6-0 | 219 | R-Fr. | Alabaster, AL / Thompson HS |
| 44 | Mazin Richards | DL | 6-1 | 240 | Sr. | Burleson, TX / Eastern New Mexico |



2023 ROSTER

NUMERICAL ROSTER

| No. | Name | Pos. | Ht. | Wt. | Class. | Hometown / Previous School |
|-----|--------------------|------|------|-----|--------|--|
| 45 | Kadren Johnson | DL | 6-1 | 247 | Sr. | Lewisville, TX / ACU |
| 46 | Brad Adamcik | TE | 6-4 | 207 | So. | Keller, TX / HS |
| 46 | Grady Brewer | LB | 5-11 | 217 | So. | Rockwall, TX / Rockwall-Heath HS |
| 47 | Harrison Dempsey | DB | 5-11 | 200 | So. | Gainesville, TX / Oklahoma State |
| 47 | JP Hadley | LS | 6-3 | 234 | Sr. | Lacey, NJ / West Virginia |
| 48 | Rodney Green Jr. | DL | 6-3 | 260 | Jr. | Philadelphia, PA / Hutchinson CC |
| 49 | Collin Brown | LS | 5-11 | 240 | Jr. | Austin, TX / Blinn College |
| 49 | Kamdon McFarland | S | 6-0 | 204 | So. | Mansfield, TX / Lake Ridge HS |
| 50 | Kade Sink | LB | 6-1 | 211 | Fr. | Friendswood, TX / Bay Area Christian |
| 51 | Fatafehi Vailea | DL | 6-1 | 282 | So. | Oakland, CA / Desert Pines (NV) HS |
| 53 | Blake Fann | DL | 6-1 | 230 | Fr. | Frisco, Texas / Lone Star HS |
| 54 | Febechi Nwaiwu | OL | 6-4 | 316 | So. | Coppell, TX / HS |
| 56 | Dameon Smallwood | OL | 6-3 | 318 | R-Fr. | Denison, TX / HS |
| 57 | Austin Williams | LB | 5-11 | 227 | So. | Irving, TX / HS |
| 58 | Samora Ezekiel | OL | 6-2 | 265 | R-Fr. | Fort Worth, TX / Paschal HS |
| 60 | Paula Vaipulu | OL | 6-3 | 300 | Jr. | Channelview, TX / Georgia Tech |
| 62 | Caden Reeves | OL | 6-3 | 315 | So. | Argyle, TX / HS |
| 64 | Jett Duncan | OL | 6-1 | 282 | Jr. | The Woodlands, TX / HS |
| 65 | Gabe Blair | OL | 6-2 | 294 | Jr. | Denton, TX / Guyer HS |
| 66 | Josiah Jefferson | OL | 6-0 | 267 | R-Fr. | Dallas, TX / Cedar Hill HS |
| 67 | Ethan Miner | OL | 6-2 | 296 | Jr. | West Hartford, CT / Arkansas State |
| 68 | Keon Johnson | OL | 6-4 | 404 | Fr. | Akron, OH / Archbishop Hoban HS |
| 69 | Ryan Krueger | OL | 6-2 | 255 | Fr. | Hurst, TX / LD Bell HS |
| 70 | Isaac Sohn | OL | 6-5 | 271 | Fr. | Aledo, TX / HS |
| 71 | Leke Asenuga | OL | 6-2 | 300 | So. | Houston, TX / New Mexico |
| 72 | Isaiah Villanueva | OL | 6-2 | 279 | R-Fr. | Katy, TX / Paetow HS |
| 74 | Larry Moore | OL | 6-6 | 274 | Jr. | Missouri City, TX / Texas Tech |
| 76 | Desmond Magiya | OL | 6-5 | 272 | Fr. | McKinney, TX / HS |
| 77 | Kaci Moreka | OL | 6-5 | 291 | Sr. | Arlington, TX / Trinity Valley CC |
| 78 | Daizion Carroll | OL | 6-1 | 314 | Sr. | Waco, TX / Midway HS |
| 79 | Howard Sampson | OL | 6-8 | 325 | R-Fr. | Humble, TX / HS |
| 80 | Zhigilil McMillan | WR | 6-0 | 208 | So. | Frisco, TX / Independence HS |
| 81 | Richard Rocquemore | WR | 5-10 | 176 | So. | Mansfield, TX / ACU |
| 82 | Dorian Windley | WR | 5-7 | 177 | So. | Irving, TX / Ranchview HS |
| 83 | Zack Darkoch | WR | 5-10 | 160 | Fr. | Coppell, TX / HS |
| 84 | Christian Lee | TE | 6-3 | 221 | Jr. | Friendswood, TX / HS |
| 85 | Evan Greene | WR | 5-11 | 191 | So. | Dallas, TX / Parish Episcopal |
| 86 | Kaden Taylor | WR | 5-9 | 160 | So. | Azle, TX / Northwestern Oklahoma State |
| 87 | Tim Madison | WR | 6-0 | 173 | Fr. | Frisco, TX / Lebanon Trail HS |
| 88 | Xzavior Kautai | TE | 6-0 | 235 | So. | Euleess, TX / Trinity HS |
| 89 | West Wilson | TE | 6-1 | 248 | Fr. | Allen, TX / Lovejoy HS |
| 90 | Kaghen Roach | DL | 6-5 | 257 | Jr. | Celina, TX / Blinn College |
| 91 | Keith Smith | DL | 6-2 | 255 | Fr. | Dallas, TX / South Oak Cliff HS |
| 92 | K'Von Hamilton | DL | 6-1 | 238 | So. | Parker, TX / Pittsburg State |
| 93 | Drumani West-Asoma | DL | 6-3 | 223 | Fr. | Mansfield, TX / HS |
| 94 | Marcus Moore | DL | 6-0 | 300 | Jr. | The Colony, TX / Coffeyville CC |
| 95 | Kortlin Rausaw | DL | 6-3 | 275 | So. | Wylie, TX / HS |
| 96 | Vic Alobwede | DL | 6-5 | 266 | Jr. | Stone Mountain, GA / UMass |
| 98 | Dadrian Burleson | DL | 6-0 | 328 | Jr. | Dallas, TX / Texas College |
| 99 | Noah Rauschenberg | K | 6-0 | 198 | Sr. | Tulsa, OK / Baylor |

ALPHABETICAL ROSTER

| NO. | PLAYER, POS. |
|-----|------------------------|
| 22 | Matthew Moore, LB |
| 77 | Kaci Moreka, OL |
| 18 | Dorian Morris, WR |
| 7 | Nick Nakwaasah, S |
| 13 | Brian Nelson II, CB |
| 40 | Kali Nguma, K |
| 54 | Febechi Nwaiwu, OL |
| 38 | Caden Park, CB |
| 6 | Ikaika Ragsdale, RB |
| 95 | Kortlin Rausaw, DL |
| 99 | Noah Rauschenberg, K |
| 62 | Caden Reeves, OL |
| 44 | Mazin Richards, DL |
| 90 | Kaghen Roach, DL |
| 81 | Richard Rocquemore, WR |
| 4 | Chandler Rogers, QB |
| 22 | Luke Rossley, WR |
| 10 | Jace Ruder, QB |
| 79 | Howard Sampson, OL |
| 17 | Landon Sides, WR |
| 50 | Kade Sink, LB |
| 56 | Dameon Smallwood, OL |
| 15 | Jordan Smart, WR |
| 36 | Jaylen Smith, LB |
| 13 | Josh Smith, TE |
| 91 | Keith Smith, DL |
| 11 | Patrick Smith, S |
| 70 | Isaac Sohn, OL |
| 17 | Taylor Starling, CB |
| 41 | Corey Swiney, S |
| 86 | Kaden Taylor, WR |
| 5 | Ridge Texada, CB |
| 6 | Lorenzo Thompson, CB |
| 29 | Christian Traylor, CB |
| 51 | Fatafehi Vailea, DL |
| 60 | Paula Vaipulu, OL |
| 43 | Jax Van Zandt, LB |
| 72 | Isaiah Villanueva, OL |
| 8 | Damon Ward, Jr., WR |
| 30 | Grayson Ward, S |
| 32 | Ethan Wesloski, LB |
| 27 | Harold West, S |
| 93 | Drumani West-Asoma, DL |
| 57 | Austin Williams, LB |
| 4 | Dillion Williams, S |
| 1 | Logan Wilson, S |
| 89 | West Wilson, TE |
| 82 | Dorian Windley, WR |
| 21 | Kevin Wood, LB |
| 35 | Chris Wright, DL |
| 36 | Caden Yates, LS |

PLAYERS

COACHING STAFF

Head Coach: Eric Morris (Texas Tech, 2008)
Assoc. Head Coach/Special Teams Coord.: Drew Svoboda (SFA, 1999)
Asst. Head Coach/Tight Ends: Chris Gilbert (Angelo St., 1999)
Defensive Coordinator/Corners: Matt Caponi (Mt. Union, 2005)
Offensive Coordinator/Wide Receivers: Jordan Davis (Texas Tech, 2014)
Asst. Coach/Quarterbacks: Sean Brophy (UIW, 2018)

Asst. Coach/Running Backs: Patrick Cobbs (UNT, 2005)
Asst. Coach/Offensive Line: Jon Cooper (Oklahoma, 2009)
Asst. Coach/Defensive Line: Demerick Gary (SMU, 2019)
Asst. Coach/Safeties: Clay Jennings (UNT, 1997)
Asst. Coach/Linebackers: Colby Kratch (Toledo, 2013)



PLAYERS




46

BRAD ADAMCIK

TE • 6-4 • 207 • SO. • HS
KELLER, TEXAS (HS)

High School: Attended Keller High School, playing under head coach Carl Stralow ... two-Year varsity starter on both sides of the ball at TE and DE ... all-District selection at both TE and DE as a junior and senior



27

OSCAR ADAWAY III

RB • 5-10 • 219 • JR. • 2L
NORTH LITTLE ROCK, ARK. (HS)

2022: Named to the CSC Comeback Player of the Year Watch List ... appeared in nine games with two starts on the year ... had 118 rushes for 583 yards and five rushing touchdowns ... ran 20 times for 117 yards against SMU ... scored a pair of touchdowns with 17 rushes for 85 yards against Texas Southern ... ran 14 times for 73 yards and also caught a touchdown pass at UNLV ... rushed for 113 yards and a touchdown on 16 carries to help UNT break the single-game school rushing record against LA Tech.

2021: Missed season due to ACL injury suffered in fall camp


2020: Rushed 99 times for 572 yards and three touchdowns while catching two passes for eight yards in seven appearances ... Led the team with 26 carries and rushed for 97 yards and a touchdown in the Myrtle Beach Bowl on 12/21 ... Tied for the team-high with 15 carries and rushed for 65 yards in the win vs. UTEP on 12/11 ... Rushed four times for 15 yards vs. Louisiana Tech on 12/3 ... Rushed for team-highs 101 yards on 15 carries while catching two passes for eight yards at UTSA on 11/28 ... Rushed 14 times for 72 yards in the win vs. Rice on 11/21 ... Had team-highs with 20 carries and 104 yards vs. SMU on 9/19 ... Rushed five times for a team-high 118 yards and two touchdowns, the first of his career in the season-opening win vs. HBU on 9/5

2019: Redshirted his first year on campus after just appearing in three games ... Made his collegiate debut and rushed four times for 42 yards in the win vs. UTEP on 11/2

High School: Rated a 3-star recruit by ESPN, 247Sports and 247Sports Composite, and a 2-star recruit by Rivals ... Ranked the No. 95 running back in the nation and the No. 9 recruit in Arkansas by ESPN ... Ranked the No. 100 running back in the nation and No. 12 recruit in Arkansas by 247Sports Composite ... Ranked the No. 69 running back in the nation and No. 11 recruit in Arkansas by 247Sports ... As a senior, had 139 rushes for 953 yards and 12 touchdowns; and had 42 receptions for 656 yards and six touchdowns ... Received offers from Colorado State, Southern Miss, Arkansas-Pine Bluff, Central Arkansas, Eastern Illinois, Indiana State, Southeast Missouri State, Tennessee-Martin and Texas State.

ADAWAY CAREER STATISTICS

| RUSHING | | | | | | | |
|---------------|-------------|------------|--------------|------------|----------|------------------------|--|
| YEAR | G/GS | ATT | YD | AVG/A | TD | LP/OPPONENT | |
| 2019 | 3/0 | 4 | 42 | 10.5 | 0 | 25/UTEP (11/2/19) | |
| 2020 | 7/2 | 99 | 572 | 5.8 | 3 | 47/HBU (9/5/20) | |
| 2021 | | | | | | DNP - INJURY | |
| 2022 | 9/2 | 118 | 583 | 4.9 | 5 | 35/SMU (9/3/22) | |
| CAREER | 19/4 | 221 | 1,197 | 5.4 | 8 | 47/HBU (9/5/20) | |



5

AYO ADEYI

RB • 5-7 • 192 • JR. • 2L
MANSFIELD, TEXAS (HARDING)


2022: Earned CSC Academic All-District honors ... saw action in 12 games on the year with three starts ... led the team with 807 rushing yards on 112 carries ... finished the year seventh in Division I with 7.21 yards per carry ... rushed 17 times for 80 yards in the season opener vs. UTEP ... had 10 rushes for 135 yards and a touchdown against Texas Southern ... ran for 122 yards on just seven carries against LA Tech to help UNT break the single game school rushing record ... had 10 carries for 72 yards and a touchdown against Western Kentucky.

2021: Named to Conference USA All-Freshman team ... Rushed for 496 yards on 84 carries with six touchdowns in 10 games ... Also had one reception for three yard ... Season high 99 yards with one touchdown against Liberty ... Scored a pair of touchdowns including gamewinner in overtime against Rice ... Totaled 86 yards and a score against Marshall ... Tallied 81 yards on nine carries and a touchdown at FIU ... Added 77 yards with a score in upset win over No. 15 UTSA

Prior to UNT: Spent the 2020 season at Division II Harding University in Searcy, Arkansas ... Prepped at Mansfield Legacy High School ... Rushed for 1,227 yards in his senior year, averaging 5.6 per carry ... Totaled eight rushing touchdowns during his senior season with an additional two receiving scores

ADEYI CAREER STATISTICS

| RUSHING | | | | | | |
|---------------|-------------|------------|--------------|------------|-----------|---------------------------------|
| YEAR | G/GS | ATT | YD | AVG/A | TD | LP/OPPONENT |
| 2021 | 10/0 | 84 | 496 | 5.9 | 6 | 42/2x, last vs. UTSA (11/27/21) |
| 2022 | 12/3 | 112 | 807 | 7.2 | 4 | 92/LA Tech (10/15/22) |
| CAREER | 22/3 | 196 | 1,303 | 6.6 | 10 | 92/LA Tech (10/15/22) |



96

VIC ALOBWE

DL • 6-5 • 266 • JR. • TR
STONE MOUNTAIN, GA. (UMASS)

Prior to UNT: Played three seasons at UMass ... saw action in 26 games in his career with 52 tackles, 3.0 TFL and one sack ... also had one fumble recovery ... appeared in 10 games as a sophomore in 2022 with 10 tackles and one pass break up ... saw action in 12 games as a freshman in 2021 ... finished with 25 tackles, 2.5 TFL and one sack ... played in four games during the 2020 season ... had 17 tackles ... prepped at Stephenson (Ga.) High School for coach Ron Gartrell ... Helped Stephenson finish the 2019 season with an 10-2 record and a No. 9 ranking in Georgia Sports Writers Association's Class 6A Poll ... Also competed in track and field

ALOBWE CAREER STATISTICS

| DEFENSIVE | | | | | | | | | |
|---------------|-------------|-----------|-----------|-----------|--------------|--------------|------------|----------|------------|
| YEAR | G/GS | UT | AT | TT | TFL-YD | QBS-YD | FF/FR | QBH | INT-YD |
| 2020 (MASS) | 4/0 | 8 | 9 | 17 | 0.5-0 | 0-0 | 0/0 | 0 | 0-0 |
| 2021 (MASS) | 4/2 | 5 | 8 | 13 | 2.0-6 | 0.5-5 | 0/0 | 0 | 0-0 |
| 2022 (MASS) | 10/1 | 5 | 5 | 10 | 0-0 | 0-0 | 0/0 | 0 | 0-0 |
| CAREER | 18/3 | 18 | 22 | 40 | 2.5-6 | 0.5-5 | 0/0 | 0 | 0-0 |



PLAYERS



14
JAYVEN ANDERSON
S • 6-0 • 202 • FR. • HS
HOUSTON, TEXAS (NORTH SHORE HS)

High School: Starred at North Shore in Houston ... helped team to 15-1 record as a senior ... first team All-State ... first team All-District honoree ... 64 tackles and four interceptions with 16 breakups ... added 4.0 TFL and scored four touchdowns ... District 21-6A Co-Defensive Player of the Year ... MaxPreps second team All-American ... earned a three-star rating from Rivals ... No. 61 player in Texas ... No. 51 linebacker in country ... rated three stars by ESPN ... No. 196 in Texas ... No. 92 safety in the country ... earned three-star rating from On3 ... No. 115 in Texas ... 247 Sports rates as a three-star prospect ... No. 183 in Texas ... No. 96 safety ... three-star prospect according to Dave Campbell's Texas Football ... 78 tackles, 5.0 TFL and three PBU in 2021 ... added five interceptions and two fumble recoveries ... Texas 21-6A first-team all-district selection as a junior ... Helped North Shore to a 15-1 record and the Class 6A-I state championship ... Class 6A first-team all-state selection by the Texas Sportswriters Association (TSWA) ... Competed in track and field as a sophomore in Spring 2021 ... Named to Houston Chronicle's All-Greater Houston team as a junior and a senior ... played in two state title games.



71
LEKE ASEUGA
OL • 6-2 • 300 • SO. • 1L
HOUSTON, TEXAS (NEW MEXICO)

2022: Appeared in 13 games on the season, primarily on special teams

Prior to UNT: Spent two seasons at New Mexico ... Played in eight games in 2021... Saw action in four games in 2020 ... Snaps against Hawaii, Air Force and Utah State and Fresno State came on offense and special teams ... lettered in football at George Bush High School for coach Allen Aldridge ... Prior to Bush he played at Foster High School ... Named 20-6A First Team All-District as an offensive lineman in 2019 and 2018 ... Named to VYPE Houston's Top 100 Collegiate Prospects List ... Listed by The Houston Chronicle as the No. 30 OL prospect in Texas

ASEUGA CAREER STATISTICS


| OFFENSIVE | |
|---------------|-------------|
| YEAR | G/GS |
| 2020 (UNM) | 4/0 |
| 2021 (UNM) | 8/0 |
| 2022 | 13/0 |
| CAREER | 25/0 |



40
TRENT AYERS
DL • 6-1 • 218 • JR. • RS
ARLINGTON, TEXAS (NAVARRO COLLEGE)

2022: Did not appear in game action ... redshirted.

Prior to UNT: Played at Navarro College for coach Scott Parr ... Totaled 16 tackles and two sacks in seven games during 2020 season ... His 16 tackles were third on the team ... Named honorable mention All-SWJCFC ... Played in only three games due to injury in 2021 ... Prepped at Colleyville Heritage High School under coach Joe Willis ... Named 8-5A All-District first team defensive end in 2020 ... Also earned a 5A All-Academic Honorable Mention



65
GABE BLAIR
OL • 6-2 • 294 • JR. • 2L
DENTON, TEXAS (GUYER HS)

2022: First Team All-CUSA (PFF, Phil Steele) ... Fourth team Preseason All-CUSA (Athlon) ... started all 14 games on the offensive line for UNT ... part of UNT Offense that finished No. 25 nationally in rushing (199.86 ypg) ... offense was third in CUSA in scoring (33.8 ppg) and total offense (461.8 ypg) ... helped three different running backs post 100-yard games during the season for a total of seven games ... helped UNT set school record for rushing with 475 yards against LA Tech

2021: Named to C-USA All-Freshman team ... Started 11 games at LG while appearing in 12 ... Helped block for the best rushing offense in CUSA (233.5 ypg), a unit that ranked fifth nationally ... Made his first start against UAB on 9/18

High School: Starred at Guyer High for coach Rodney Webb ... Rated a three-star prospect by 247Sports Composite ... Rated by 247 as the No. 17 center in the class of 2021 and No. 186 prospect in Texas ... Helped pave the way as a senior for a Guyer rushing attack that has rushed for 3,499 yards, 6.0 yards per carry, 269.2 yards per game and 53 rushing touchdowns in 14 games in 2020, helping the Wildcats to the 6A Division 2 semifinal, where they fell to Cedar Hill ... As a junior, was a part of a state championship appearance for Guyer, the Wildcats gained 4,325 yards on the ground, 8.0 yards per carry, 270.3 yards per game and scored 60 rushing touchdowns ... Held offers from Virginia Tech, USC, UNLV, Syracuse, Tulane, Colorado, Arkansas State, Tulsa, Air Force, Lamar, Sam Houston State and Louisiana-Monroe

BLAIR CAREER STATISTICS

| OFFENSIVE | |
|---------------|--------------|
| YEAR | G/GS |
| 2021 | 12/11 |
| 2022 | 14/14 |
| CAREER | 12/11 |



PLAYERS



46
GRADY BREWER
LB • 5-11 • 217 • SO. • 1L
ROCKWALL, TEXAS (ROCKWALL-HEATH HS)

2022: Appeared in 13 games on the year, primarily on special teams ... did not record any statistics.

2021: Appeared in three games and maintained a redshirt ... Made collegiate debut in road trip to SMU ... Also saw action on special teams against UAB and Missouri

High School: Prepped at Rockwall-Heath HS for coach Mike Spradlin ... Had 172 tackles with 2.0 sacks as a senior ... Helped team to 10-4 record and trip to regional final ... First team Class 6A All-State pick as a senior



24
CHAVEZ BROWN
LB • 6-1 • 224 • SO. • JR
HOUMA, LA. (BUTLER CC)


Prior to UNT: Played in six games at Butler CC ... transitioned from wide receiver to linebacker ... finished the year with 8 total tackles ... prepped at Terrebonne HS ... was a 5A First Team All-District selection in 2020 ... also was a standout on the basketball team



49
COLLIN BROWN
LS • 5-11 • 240 • JR. • RS
AUSTIN, TEXAS (BLINN COLLEGE)

2022: Did not appear in game action.

Prior to UNT: Played two seasons at Blinn College in Bryan, Texas ... saw action in six games in 2021 as long snapper ... redshirted the 2020 season ... Prepped at St. Dominic Savio Catholic School in Austin, Texas, under coach Tim Prukop ... helped team to 2019 state championship runner-up finish in TAPPS Division V



11
DETRAVEON BROWN
WR • 6-0 • 196 • SO. • 1L
SHREVEPORT, LA. (NORTHWOOD HS)

2022: Missed season due to knee injury ... redshirted

2021: Saw action in 11 games with three starts ... Caught eight passes for 170 yards and a touchdown ... Had one reception for 12 yards in Frisco Football Classic vs. Miami on 12/23 ... Caught two passes for 70 yards against UTEP on 11/13 ... Caught four passes for 85 yards at Southern Miss on 11/06 ... Caught one pass for a three-yard touchdown against UAB on 9/18

2020: Played in one game ... Made his collegiate debut in the season-opening win vs. HBU on 9/5

High School: Rated a three-star prospect by 247Sports ... Ranked as the No. 43 player coming out of Louisiana by 247Sports ... Played in 37 games for Northwood High School, finishing with 151 career receptions for 2,568 yards and 46 touchdowns ... Named to the Louisiana Sports Writers Association all-state honorable mention team season in 2019 after catching 57 passes for 904 yards and 20 touchdowns ... Held offers from Colorado State, Houston, Kansas, Kentucky, Louisiana, Louisiana Tech, ULM, Ole Miss, South Alabama, Southern Miss and UTSA.

D. BROWN CAREER STATISTICS

RECEIVING

| YEAR | G/GS | REC | YD | AVG | TD | LP/OPPONENT |
|---------------|-------------|----------|------------|-------------|----------|-----------------------|
| 2020 | 2/0 | 0 | 0 | 0 | 0 | -- |
| 2021 | 11/3 | 8 | 170 | 21.3 | 1 | 58/UTEP (11/13/21) |
| 2022 | | | | | | DNP - INJURY |
| CAREER | 13/3 | 8 | 170 | 21.3 | 1 | 58/UTEP (2021) |



PLAYERS



19
JORDAN BROWN
LB • 6-1 • 228 • JR. • 3L
HUNTSVILLE, TEXAS (HS)

2022: Appeared in all 14 games on the year for UNT ... totaled 34 tackles with 3.0 tackles for loss as well as a sack ... Finished with a season-high nine tackles including a TFL in the win over Texas Southern ... Totaled eight tackles, two TFLs and a sack in the contest at Memphis ... had three tackles in the regular season finale against Rice.


2021: Totaled 28 tackles, one quarterback hurry and one pass breakup with a forced fumble and three fumble recoveries in 13 games ... Second on the team with nine special teams tackles ... Made two tackles and recovered a fumble against UTSA on 11/27 ... Made eight tackles, a quarterback hurry and a pass breakup at FIU on 11/20 ... Made five tackles at Southern Miss on 11/06 ... Made a tackle at Rice on 10/30 ... Made a tackle against Marshall on 10/15 ... Made a tackle at Louisiana Tech on 9/25 ... Made two tackles against UAB on 9/18 ... Made three tackles and recovered a fumble at SMU on 9/11 ... Made four tackles, forced a fumble and recovered a fumble against Northwestern State on 9/04

2020: Recorded 16 tackles (12 solo, 4 assisted) in eight appearances with one start ... Had four tackles in the Myrtle Beach Bowl vs. Appalachian State on 12/21 ... Had two tackles while making his first career start in the win vs. UTEP on 12/11 ... Had a career-high five tackles, with four being solo and 1.0 for loss, his first career sack and a pass break-up vs. Louisiana Tech on 12/3 ... Had a tackle at UTSA on 11/21 ... Had two solo tackles in the win vs. Rice on 11/21 ... Had one tackle in the win at Middle Tennessee on 10/17 ... Made his collegiate debut and recorded his first career tackle in the season-opening win vs. HBU on 9/5

High School: ... Rated a three-star prospect by 247Sports ... The 247 Composite ranks him as the No. 183 player in the state of Texas and No. 95 OLB in the nation ... Registered 126 total tackles (81 solo), five sacks, three interceptions and three forced fumbles as a senior ... Named 2019 District 10-5A Co-Defensive Player of the Year ... Held offers from Colorado State, ULM, Tulsa, Houston Baptist, Incarnate Word and Texas Southern.

J. BROWN CAREER STATISTICS

| DEFENSIVE | | | | | | | | | |
|---------------|-------------|-----------|-----------|-----------|-------------|---------------|------------|----------|------------|
| YEAR | G/GS | UT | AT | TT | TFL-YD | QBS-YD | FF/FR | PBU | INT-YD |
| 2020 | 8/1 | 12 | 4 | 16 | 1.0-12 | 1-12 | 0/0 | 1 | 0-0 |
| 2021 | 13/0 | 11 | 17 | 28 | 0-0 | 0-0 | 1/3 | 1 | 0-0 |
| 2022 | 14/0 | 19 | 15 | 34 | 3-12 | 1-5 | 0/0 | 0 | 0-0 |
| CAREER | 34/1 | 42 | 36 | 78 | 4-24 | 2.0-17 | 1/3 | 2 | 0-0 |



10
RODERICK BROWN
DL • 5-11 • 303 • JR. • 2L
FORNEY, TEXAS (NORTH FORNEY HS)


2022: Second Team All-CUSA (PFN) ... C-USA Preseason Watch List ... Second team Preseason All-CUSA (Phil Steele) ... Third team Preseason All-CUSA (Athlon) ... started all 14 games on the year for the Mean Green ... recorded 41 tackles, 4.5 tackles for loss and was second on the team with 4.0 sacks on the year ... posted three tackles as well as a sack on the road at UNLV ... had four tackles and 2.5 sacks in the win over LA Tech ... posted a season-high eight tackles with 0.5 TFLs in the C-USA Championship against UTSA.

2021: Named to PFF and C-USA All-Freshman teams ... Played in 10 games as a true freshman in 2021 ... Totaled 19 tackles, four TFLs and three sacks while forcing two fumbles ... Made at least one tackle in eight different games ... Forced a fumble alongside two tackles and a sack at Southern Miss on 11/06 ... Made six tackles against Marshall on 10/15 ... Season-high seven tackles with a sack and two TFLs at Missouri on 10/09 ... Had a sack and a forced fumble at Louisiana Tech on 9/25

High School: Starred at North Forney High ... Rated a three-star prospect by 247Sports and a two-star prospect by Rivals.com ... Rated the No. 129 DT in the nation and No. 347 prospect in the state of Texas according to 247Sports ... Registered 65 tackles (40 solo), 15 tackles for loss, five sacks, 29 quarterback hurries, a forced fumble and a fumble recovery as a senior ... Held offers from Air Force, Arkansas State, Army, Buffalo, Houston and Tulane

R. BROWN CAREER STATISTICS

| DEFENSIVE | | | | | | | | | |
|---------------|--------------|-----------|-----------|-----------|---------------|---------------|------------|----------|------------|
| YEAR | G/GS | UT | AT | TT | TFL-YD | QBS-YD | FF/FR | QBH | INT-YD |
| 2021 | 11/0 | 13 | 7 | 20 | 4.0-33 | 3.0-29 | 2/0 | 0 | 0-0 |
| 2022 | 14/14 | 18 | 24 | 42 | 4.5-26 | 4-25 | 0/0 | 0 | 0/0 |
| CAREER | 25/14 | 31 | 31 | 62 | 8.5-59 | 7.0-54 | 2/0 | 0 | 0-0 |



98
DADRIAN BURLESON
DL • 6-0 • 328 • JR. • TR
DALLAS, TEXAS (TEXAS COLLEGE)

Prior to UNT: Spent the 2022 season at Texas College ... played in seven games with 15.0 tackles ... prepped at Skyline High School under head coach Herman Johnson Jr.



PLAYERS



2
RODERIC BURNS
WR • 5-9 • 190 • SR. • 3L
HOUSTON, TEXAS (LAMAR HS)

2022: PFF Offensive Team of the Week (10/24/22) ... Biletnikoff Award Watch List ... Earl Campbell Tyler Rose Watch List ... C-USA Preseason Watch List ... Fourth team Preseason All-CUSA (Athlon, Phil Steele) ... saw action in all 14 games with 12 starts on the year ... led the team with 40 catches for 676 yards ... caught three balls for 72 yards in the season opener against UTEP ... had a 70 yard touchdown catch in the win over Texas Southern ... had five catches for 98 yards at UNLV ... caught six passes for a season-high 139 yards against UTSA.

2021: Played in all 13 games with 12 starts ... Placed on scholarship in September ... Became first UNT player since Rico Bussey in 2018 to open the season with consecutive 100-yard receiving games ... Led team in all three receiving categories ... caught 58 passes for 802 yards and four touchdowns ... also rushed twice for 18 yards ... Returned 10 punts for 66 yards and one kick for 19 yards for a total of 905 all-purpose yards on the year ... Caught three passes for 106 yards and a touchdown with one punt return of 14 yards at FIU on 11/20 ... Caught five passes for 93 yards and a touchdown with one punt return for one yard against UTEP on 11/13 ... Caught six passes for 53 yards while rushing once for 10 yards and returning one punt for 20 yards against Liberty on 10/23 ... Caught four passes for 32 yards with one rush for eight yards and two punt returns for 14 yards against Marshall on 10/15 ... Caught five passes for 71 yards and a touchdown at Missouri on 10/09 ... Caught two passes for 21 yards and one punt for 13 yards against UAB on 9/18 ... Caught 12 passes for 141 yards at SMU on 9/11 ... Caught six passes for 114 yards and a touchdown against Northwestern State on 9/4, for his first career 100 yard game.

2020: Played in nine games ... Caught 12 passes for 161 yards ... Caught a career-high five passes for 45 yards in the Myrtle Beach Bowl vs. Appalachian State on 12/21 ... Caught one pass for six yards in the win vs. UTEP on 12/11 ... Caught one pass for four yards vs. Louisiana Tech on 12/3 ... Caught one pass for 31 yards in the win at Middle Tennessee on 10/17 ... Caught one pass for four yards vs. Southern Miss on 10/3 ... Tied his career-high with two catches for a career-high 62 yards while also rushing once for seven yards vs. SMU on 9/19 ... Caught one pass for nine yards in the season-opening win vs. HBU on 9/5

2019: Played in two games ... caught two passes for 19 yards in two appearances for the Mean Green ... Caught two passes for 19 yards vs. Houston on 9/28

2018: Did not appear for the Mean Green ... redshirted

High School: Appeared in 11 games as a senior at Lamar HS ... Caught 18 passes for 321 yards with five touchdowns and also carried 12 times for 120 yards and two more scores as a senior ... Carried 60 times for 449 yards and two touchdowns and caught three passes for 38 yards as a junior in 2016-17 ... Carried 21 times for 185 yards and three touchdowns as a sophomore

R. BURNS CAREER STATISTICS

| RECEIVING | | | | | | |
|---------------|--------------|------------|-------------|-------------|----------|------------------------------------|
| YEAR | G/GS | REC | YD | AVG | TD | LP/OPPONENT |
| 2018 | | | | | | Redshirted |
| 2019 | 2/0 | 2 | 19 | 9.5 | 0 | 11/Houston (9/28/19) |
| 2020 | 9/0 | 12 | 161 | 13.4 | 0 | 44/SMU (9/19/20) |
| 2021 | 13/12 | 58 | 802 | 13.8 | 4 | 55/FIU (11/20/21) |
| 2022 | 14/12 | 40 | 676 | 16.9 | 1 | 70/Texas Southern (9/10/22) |
| CAREER | 39/24 | 112 | 1658 | 14.8 | 5 | 70/Texas Southern (9/10/22) |



78
DAIZION CARROLL
OL • 6-1 • 314 • SR. • 3L
WACO, TEXAS (MIDWAY HS)

2022: Appeared in four games on the year with two starts, missing the middle of the season due to injury ... part of UNT Offense that finished No. 25 nationally in rushing (199.86 ypg) ... offense was third in CUSA in scoring (33.8 ppg) and total offense (461.8 ypg)

2021: Started all 13 games, with 12 at right guard and one at center ... Helped block for the best rushing offense in CUSA (233.5 ypg), a unit that ranked fifth nationally

2020: Appeared in all 10 games and made eight starts at right guard ... Made his season debut in the season-opening win vs. HBU on 9/5

2019: Appeared in all 12 games for the Mean Green ... Made his collegiate debut in the season-opening win vs. Abilene Christian on 8/31

2018: Redshirted his first season on campus

High School: Played for Jeff Hulme at Midway High in Waco ... Rated a two-star prospect by 247Sports composite rankings and 247Sports ... Helped lead Midway to the 6A Division II state championship game, where they fell to Cy-Fair ... Was a first-team all-district selection as a junior in 2016

CARROLL CAREER STATISTICS

| OFFENSIVE | |
|---------------|--------------|
| YEAR | G/GS |
| 2019 | 12/0 |
| 2020 | 10/8 |
| 2021 | 13/13 |
| 2022 | 4/2 |
| CAREER | 39/23 |



PLAYERS



14


J'KALON CARTER

WR • 5-10 • 166 • JR. • TR
AUBREY, TEXAS (ILLINOIS STATE)

Prior to UNT: Spent two seasons at Illinois State in Normal, Illinois ... played in 18 games in two seasons ... totaled 18 receptions for 146 yards and one touchdown ... had 12 receptions for 111 yards and a score as a sophomore in 2022 ... best game was against Eastern Illinois with four catches for 56 yards and a 17-yard TD ... also had four receptions against Southern Illinois ... six catches for 35 yards as a freshman in 2021 ... prepped at Braswell High for head coach Cody Moore ... started all 10 games and recorded 54 receptions for 833 yards and 10 touchdowns as a senior ... ranked as the No. 1 receiver in the district and the No. 4 receiver in the 6A area ... academic all-state selection ... as a junior, tallied 43 receptions for 604 yards and three touchdowns ... earned first-team all-district honors at wide receiver, while helping team to the second round of the state playoffs with a 9-3 overall record ... earned academic all-state honors and second-team all-area honors as a junior as well ... started all 12 games and was ranked the No. 3 receiver in the district.

CARTER CAREER STATISTICS

| RECEIVING | | | | | | |
|---------------|-------------|-----------|------------|------------|----------|-----------------------------------|
| YEAR | G/GS | REC | YD | AVG | TD | LP/OPPONENT |
| 2021 (ISU) | 9/0 | 6 | 35 | 5.8 | 0 | 15/Eastern Illinois (9/18/21) |
| 2022 (ISU) | 9/9 | 12 | 111 | 9.3 | 1 | 31/Eastern Illinois (9/17/22) |
| CAREER | 18/9 | 18 | 146 | 8.1 | 1 | 31/Eastern Illinois (2022) |



7

TREY CLEVELAND

WR • 6-1 • 193 • JR. • TR.
ARLINGTON, TEXAS (TEXAS TECH)

Prior to UNT: Spent four seasons at Texas Tech ... played in 27 games for the Red Raiders with six starts ... totaled 19 receptions for 222 yards and two touchdowns ... appeared in 12 games with five starts in 2022 ... finished with 22 receptions for 344 yards, both easily career bests ... caught at least one pass in eight different games ... season-long 58-yard catch against K-State ... finished with three catches for 98 yards against the Wildcats ... hit the 100-yard mark for the first time in his career the following week at Oklahoma State ... caught a career-high nine passes versus the Cowboys for exactly 100 yards ... Appeared in all 13 games in 2021 ... caught 11 passes for 141 yards and a touchdown overall ... caught a 28-yard touchdown against FIU ... three catches for 36 yards against TCU ... appeared in all 10 games with one start in 2020 ... caught eight passes on the year for 81 yards and a touchdown ... first career start against Iowa State ... 17-yard touchdown against West Virginia ... saw action in four games late in season as a true freshman in 2019 ... earned a redshirt ... prepped at Arlington High for coach Scott Peach ... second team All-District selection as a junior ... caught 50 passes for 970 yards and 12 touchdowns in 11 games during his senior year ... also had 100 kickoff return yards to end his final season with 1,070 all-purpose yards ... had 22 receptions in five games his junior year ... scored five touchdowns during his junior campaign ... concluded his high school career with 17 touchdowns and a 17.7 yards-per-catch average ... three-star prospect according to 247Sports, ESPN and Rivals.

CLEVELAND CAREER STATISTICS

| RECEIVING | | | | | | |
|---------------|-------------|-----------|------------|-------------|----------|----------------------------------|
| YEAR | G/GS | REC | YD | AVG | TD | LP/OPPONENT |
| 2019 (TTU) | 4/0 | 0 | 0 | 0 | 0 | -- |
| 2020 (TTU) | 10/1 | 8 | 81 | 10.1 | 1 | 24/Houston Baptist (9/12/20) |
| 2021 (TTU) | 13/0 | 11 | 141 | 12.8 | 1 | 28/FIU (9/18/21) |
| 2022 (TTU) | 12/5 | 22 | 344 | 15.6 | 0 | 58/Kansas State (10/1/22) |
| CAREER | 39/6 | 41 | 566 | 13.8 | 2 | 58/Kansas State (10/1/22) |



PLAYERS



0
BLAIR CONWRIGHT
WR • 5-11 • 181 • JR. • TR.
LUBBOCK, TEXAS (TCU)

Prior to UNT: Spent four seasons at TCU under head coaches Gary Patterson and Sonny Dykes ... played in 38 games with eight starts ... 39 receptions for 552 yards and three scores in his career ... played in all 15 games in 2022 with one start against Iowa State ... totaled five receptions for 63 yards on the year ... had a 15-yard catch versus Georgia in the College Football Playoff National Championship ... Ranked fourth on TCU with 14 receptions and 257 yards receiving in 2021 ... tied for second with two touchdown catches ... a 47-yard scoring grab at Iowa State marked the longest reception of his career ... had a season-best three catches for 52 yards, including a 30-yard touchdown, in the 34-32 win over Cal ... also had three receptions for 46 yards while playing in his hometown in the 52-31 victory at Texas Tech ... had two catches for 42 yards in the 30-28 win over No. 12 Baylor ... played in all 12 games with at least one reception in eight contests ... Played in eight games with seven starts in 2020 ... third on team with 17 receptions ... had a career-high 74 yards receiving, including a 31-yard touchdown for his first collegiate score, on three catches against Iowa State ... Redshirted after playing in three games in 2019 ... Prepped at Lubbock Coronado High for coach Seth Parr ... A three-star recruit ... listed as the No. 77 wide receiver in the nation and the No. 70 overall player in Texas by 247Sports ... had 105 receptions for 1,540 yards and 25 touchdowns as a senior ... totaled 185 catches for 3,179 yards and 48 touchdowns over his junior and senior years combined ... earned Associated Press Class 5A second-team all-state honors as a junior


CONWRIGHT CAREER STATISTICS

| RECEIVING | | | | | | | |
|---------------|-------------|-----------|------------|-------------|----------|---------------------------------|--|
| YEAR | G/GS | REC | YD | AVG | TD | LP/OPPONENT | |
| 2019 (TCU) | 3/0 | 3 | 24 | 8.3 | 0 | 14/Kansas (9/28/19) | |
| 2020 (TCU) | 8/7 | 17 | 207 | 12.2 | 1 | 34/Texas (10/3/20) | |
| 2021 (TCU) | 12/0 | 14 | 257 | 18.4 | 2 | 47/Iowa State (11/26/21) | |
| 2022 (TCU) | 15/1 | 5 | 63 | 4.2 | 0 | 17/Iowa State (11/26/22) | |
| CAREER | 38/8 | 39 | 552 | 14.2 | 3 | 47/Iowa State (11/26/21) | |



83
ZACK DARKOCH
WR • 5-10 • 160 • FR. • HS
COPPELL, TEXAS (HS)

High School: Played at Coppell High for coach Antonio Wiley ... helped team to 9-2 record in 2022 ... 55 receptions for 916 yards and nine touchdowns ... first team all-district honoree ... also played baseball



8
JOHN DAVIS
CB • 6-0 • 187 • SR. • 3L
EULESS, TEXAS (TEXAS TECH)

2022: Started first game of season at UTEP ... suffered season-ending knee injury ... had three tackles and one PBU in the game before injury ... First team Preseason All-CUSA (Phil Steele)

2021: Played in 10 games with nine starts ... Totaled 19 tackles with an interception and four pass breakups ... Had four tackles against Miami on 12/23 ... Made two tackles with a pass breakup against UTSA on 11/27 ... Made two tackles with a pass breakup at FIU on 11/20 ... Made three tackles and a pass breakup against Marshall on 10/15 ... Made two tackles with a pass breakup at Missouri on 10/09 ... Made a tackle and an interception returned for one yard at SMU on 9/11

2020: Played in nine games with seven starts ... Recorded 25 tackles (16 solo, 9 assisted) and five pass break-ups ... Had two tackles and with a half-tackle for loss in the Myrtle Beach Bowl vs. Appalachian State on 12/21 ... Had a tackle and a pass breakup in the win vs. UTEP on 12/11 ... Had four tackles vs. Louisiana Tech on 12/3 ... Had a career-high seven tackles, six being solo and two pass break-ups at UTSA on 11/28 ... Had two tackles and a pass breakup in the win vs. Rice on 11/21 ... Had one tackle and a pass breakup in the win at Middle Tennessee on 10/17 ... Had a tackle vs. Charlotte on 10/10 ... Had six tackles, three being solo and made his first career start vs. Southern Miss on 10/3 ... Made his Mean Green debut and had a tackle vs. SMU on 9/19

Prior to UNT: Spent three seasons at Texas Tech (2017-19) ... Saw action in 15 games and recorded three tackles ... played in four games in 2019 ... played in 11 games as a redshirt freshman in 2018 ... redshirted the 2017 season ... Attended Trinity High School in Euleless, Texas ... earned first team All-District 5-6A honors as a senior after helping lead Euleless Trinity to a 7-4 record ... successful season led to an appearance in the Class 6A Division I playoffs ... part of a Trinity team that finished 10-1 overall in 2015 and once again qualified for the Class 6A Division I playoffs ... earned second team All-District 7-6A honors as a junior ... registered 35 tackles as a junior while also breaking up 10 passes and picking off another ... three-star prospect according to Rivals, Scout, ESPN and 247Sports ... listed as the No. 67 cornerback nationally by ESPN ... ranked as the No. 88 cornerback in 2017 class by Scout ... was the 11th-best corner in the state of Texas according to Scout

J. DAVIS CAREER STATISTICS

| DEFENSIVE | | | | | | | | | | |
|---------------|--------------|-----------|-----------|-----------|--------------|------------|------------|-----------|------------|------------|
| YEAR | G/GS | UT | AT | TT | TFL-YD | QBS-YD | FF/FR | PBU | INT-YD | |
| 2017 (TTU) | | | | | | | | | | Redshirted |
| 2018 (TTU) | 11/0 | 2 | 0 | 2 | 0-0 | 0-0 | 0/0 | 0 | 0-0 | |
| 2019 (TTU) | 4/0 | 0 | 1 | 1 | 0-0 | 0-0 | 0/0 | 0 | 0-0 | |
| 2020 | 9/7 | 16 | 9 | 25 | 0.5-1 | 0-0 | 0/0 | 5 | 1-1 | |
| 2021 | 9/8 | 15 | 0 | 15 | 0-0 | 0-0 | 0/0 | 4 | 0-0 | |
| 2022 | 1/1 | 2 | 1 | 3 | 0-0 | 0-0 | 0-0 | 1 | 0-0 | |
| CAREER | 35/16 | 37 | 13 | 50 | 0.5-1 | 0-0 | 0/0 | 10 | 1-1 | |



47
HARRISON DEMPSEY
WR • 5-11 • 200 • R-FR. • TR
GAINESVILLE, TEXAS (OKLAHOMA STATE)

Prior to UNT: Spent the 2022 season at Oklahoma State where he earned a redshirt ... was named OSU's offensive scout team player of the week vs. West Virginia ... played for coach James Polk at Gainesville ... saw action at both running back and linebacker ... named the 4-4A-1 district defensive utility player of the year and a second team all-district running back as a senior ... a three-year starter who played on two playoff teams ... selected to play in the Oil Bowl All Star game ... part of the National Honor Society.

PLAYERS



PLAYERS



64

JETT DUNCAN

OL • 6-1 • 282 • JR. • 3L
THE WOODLANDS, TEXAS. (HS)

2022: Second Team All-CUSA (PFN) ... CSC Academic All-District ... started all 14 games at right tackle ... part of UNT Offense that finished No. 25 nationally in rushing (199.86 ypg) ... offense was third in CUSA in scoring (33.8 ppg) and total offense (461.8 ypg) ... helped three different running backs post 100-yard games during the season for a total of seven games ... helped UNT set school record for rushing with 475 yards against LA Tech

2021: Appeared in 12 games for the Mean Green

2020: Made eight appearances this season while appearing mostly on special teams ... Made his collegiate debut in the season-opening win vs. HBU on 9/5

High School: Rated a three-star prospect by 247Sports and ESPN ... The 247 Composite ranks him as the No. 222 player in the state of Texas and No. 105 offensive guard in the nation ... No. 88 on Vype Houston's Hot 100 2020 recruits ... District 15-6A second team All-District member ... First team All-District in 2018 along with first team All-County ... Helped pave the way for 2,136 rushing yards, 178 yards per game and 22 rushing touchdowns in 2019 ... set a pocket for 1,565 passing yards, 130.42 yards per game and 11 touchdowns ... Also lettered in track and field ... Held offers from Air Force, Louisiana, Abilene Christian, Columbia, Cornell, Furman and Houston Baptist.

DUNCAN CAREER STATISTICS

OFFENSIVE

| YEAR | G/GS |
|---------------|--------------|
| 2020 | 8/0 |
| 2021 | 12/0 |
| 2022 | 14/14 |
| CAREER | 34/14 |



3

STONE EARLE

QB • 6-0 • 207 • JR. • 1L
KELLER, TEXAS (ACU)

2022: Saw action in four games as a backup quarterback ... made UNT debut against FAU ... two rushes for 10 yards and 1-of-1 passing ... completed 2-of-2 passes for 23 yards with three carries for 20 yards at WKU ... carried season-high 11 times for 60 yards and a touchdown against FIU ... completed 2-of-4 passes for 21 yards and a touchdown in Frisco Bowl against Boise State ... two carries for 20 yards

Prior to UNT: Spent two seasons at Abilene Christian ... Played in nine games with eight starts during 2021 season ... Started first seven games of 2021 season before suffering injury ... Passed for 1,216 yards and 13 touchdowns with only four interceptions ... Rushed for 120 yards and two scores ... Played in two games in 2020 and preserved redshirt ... Saw first collegiate action against Army ... completed 19-of-31 passes for 150 yards and a touchdown against Virginia in first career start ... Prepped at Birdville High in North Richland Hills, Texas for coach Lon Holbrook ... Helped team to 9-4 record as a senior and earned All-District honors ... Passed for 2,526 yards and 36 touchdowns and also rushed for three scores ... Had 2,742 passing yards during junior season with 31 touchdowns and five rushing scores ... Voted team captain

EARLE CAREER STATISTICS

PASSING

| YEAR | G/GS | CMP | ATT | PCT | YDS | INT | TD | EFF. | LP/OPPONENT |
|---------------|-------------|------------|------------|-------------|-------------|----------|-----------|--------------|-------------------------|
| 2020 (ACU) | 2/0 | 21 | 33 | .636 | 173 | 0 | 1 | 117.7 | 20/Virginia |
| 2021 (ACU) | 9/8 | 101 | 154 | .656 | 1216 | 4 | 13 | 154.6 | 59/at SMU |
| 2022 | 4/0 | 5 | 8 | .625 | 45 | 0 | 1 | 151.0 | 17/Boise St |
| CAREER | 15/8 | 127 | 195 | .651 | 1434 | 4 | 15 | 148.1 | 59/at SMU (2021) |

RUSHING

| YEAR | G/GS | ATT | YD | AVG/A | TD | LP/OPPONENT |
|---------------|-------------|-----------|------------|------------|----------|----------------------|
| 2020 (ACU) | 2/0 | 13 | 20 | 1.5 | 0 | 7/Virginia |
| 2021 (ACU) | 9/8 | 37 | 120 | 3.2 | 2 | 18/at SMU |
| 2022 | 4/0 | 18 | 110 | 6.1 | 1 | 60/FIU |
| CAREER | 15/8 | 68 | 250 | 3.7 | 3 | 60/FIU (2022) |



PLAYERS



41
SAWYER EVANS
P • 6-3 • 203 • JR. • RS
ARLINGTON, TEXAS (TEXAS SOUTHERN)

2022: Did not see game action

Prior to UNT: Spent three seasons at Texas Southern in Houston, Texas ... Played in five games in 2021 and punted 25 times for 954 yards ... averaged 38.2 yards with a long of 63 ... had two touchbacks and seven inside the 20 ... had three punts over 50 yards ... played in two games during the 2020-21 season ... punted 12 times for 478 yards ... averaged 39.8 yards ... had a long of 51 with five inside the 20 and one over 50 yards ... redshirted the 2019 season ... Prepped at Arlington Martin High School under coach Bob Wager ... played in 11 games as a senior in 2018 ... helped team to 5-2 district record ... punted 23 times for 955 yards ... averaged 41.5 yard per punt ... had a long of 68 yards ... pinned three inside the 20 ... also ran track

| EVANS CAREER STATISTICS | | | | | | |
|-------------------------|---|-----|------|------|-----|-----|
| PUNTING | | | | | | |
| YEAR | G | ATT | YD | AVG | I20 | 50+ |
| S2021 (TSU) | 2 | 12 | 478 | 39.8 | 5 | 1 |
| 2021 (TSU) | 5 | 25 | 954 | 38.2 | 7 | 3 |
| 2022 | | | DNP | | | |
| CAREER | 7 | 37 | 1432 | 38.7 | 12 | 4 |



58
SAMORA EZEKIEL
OL • 6-2 • 265 • R-FR. • RS
FORT WORTH, TEXAS (PASCHAL HS)

2022: Saw action in one game and maintained a redshirt ... made UNT debut against Texas Southern

High School: Played at Paschal High School for coach John Killough ... first team All-District honoree at tackle ... more than 30 pancakes during his senior season ... named second team all-district following his junior season

| EZEKIEL CAREER STATISTICS | | |
|---------------------------|------|--|
| OFFENSIVE | | |
| YEAR | G/GS | |
| 2022 | 1/0 | |
| CAREER | 1/0 | |



53
BLAKE FANN
LB • 6-1 • 230 • FR. • HS
FRISCO, TEXAS (LONE STAR HS)

High School: Starred for Frisco Lone Star High School and coach Jeff Rayburn ... helped team to 9-3 record ... first team All-State & first team All-District ... second team Academic All-State ... 152 tackles, 3.5 sacks, two forced fumbles, 21.5 TFL, eight QB pressures & seven pass breakups ... played at Denton Braswell earlier in career




20
QUALON FARRAR
RB • 5-5 • 195 • R-FR. • RS
DALLAS, TEXAS (SOUTH OAK CLIFF HS)

2022: Saw action in four games and maintained a redshirt ... made UNT debut against Texas Southern ... five carries for 25 yards ... totaled 24 yards on five carries against FIU ... also saw snaps against UAB ... one reception for one yard in Frisco Bowl against Boise State

High School: Starred for coach Jason Todd at South Oak Cliff High School in Dallas ... helped team to a 14-1 record and trip to 5A-II championship game ... rushed for 980 yards and 16 touchdowns as a senior ... played sophomore and junior seasons at Dallas Skyline ... rushed for 460 yards and a touchdown as a junior ... also had 15 receptions for 166 yards and one score ... Earned Texas District 8-6A Sophomore of the Year honors in 2019 while at Skyline ... helped Skyline to a 7-4 record and a first-round playoff appearance in the Texas 6A D-I bracket ... also runs track ... rated three stars by 247 Sports ... No. 180 in Texas ... three-star prospect according to Rivals ... earned three-star rating from ESPN ... No. 207 in state ... No. 50 in Dallas Morning-News Top 100 ... picked UNT over Houston, Kansas and Missouri

| FARRAR CAREER STATISTICS | | | | | | |
|--------------------------|------|-----|----|-------|----|------------------|
| RUSHING | | | | | | |
| YEAR | G/GS | ATT | YD | AVG/A | TD | LP/OPPONENT |
| 2022 | 4/0 | 10 | 49 | 4.9 | 0 | 19/FIU (11/5/22) |
| CAREER | 4/0 | 10 | 49 | 4.9 | 0 | 19/FIU (11/5/22) |



39
RICHARD GARCIA III
K • 5-10 • 150 • SR. • TR
FORNEY, TEXAS (TEXAS SOUTHERN)

Prior to UNT: Spent four seasons at Texas Southern ... went 25 for 35 in field goals in his career at TSU ... hit a career-long FG of 45 yards twice in his career ... named the SWAC Specialist of the Week also handled the kickoff duties and had 34 touchbacks in four seasons ... served as the primary punter for TSU in 2022-23 averaging 41.0 yards per punt ... had a long punt of 59 yards ... prepped at Mesquite Horn HS.

| GARCIA III CAREER STATISTICS | | | | | | | |
|------------------------------|----|-------|-------|-------|-------|-------|---------|
| PLACE KICKING | | | | | | | |
| YEAR | GP | PAT-A | PCT. | FG-A | PCT. | TB-KO | TB PCT. |
| 2019 (TSU) | 9 | 21-22 | .954 | 11-14 | .785 | 6-36 | .167 |
| 2020 (TSU) | 2 | 4-4 | 1.000 | 2-2 | 1.000 | 0-10 | .000 |
| 2021 (TSU) | 10 | 38-39 | .974 | 6-10 | .600 | 18-52 | .346 |
| 2022 (TSU) | 7 | 15-16 | .937 | 6-9 | .667 | 7-28 | .250 |
| CAREER | 28 | 78-81 | .963 | 25-35 | .714 | 31126 | .246 |

PLAYERS



PLAYERS



34
CJ GARNETT
LB • 6-0 • 220 • SO. • JC
KELLER, TEXAS (BLINN JC)

Prior to UNT: Played one season at Blinn College for coach Ryan Mahon ... saw action in nine games with 44 tackles ... had one TFL and one PBU ... season-high 12 tackles against Navarro ... Played at Missouri State from 2020-21 ... saw action in eight games, primarily on special teams ... prepped at Keller Central High for coach Bart Helsley ... totaled 84 tackles and 14 TFL with five sacks as a senior ... helped team to 7-4 record ... had 71 tackles and 16 TFL as a junior

| GARNETT CAREER STATISTICS | | | | | | | | | |
|---------------------------|------|----|----|----|--------|--------|-------|-----|--------|
| DEFENSIVE | | | | | | | | | |
| YEAR | G/GS | UT | AT | TT | TFL-YD | QBS-YD | FF/FR | QBH | INT-YD |
| 2021 (MSU) | 8/0 | 0 | 0 | 0 | 0-0 | 0-0 | 0/0 | 0 | 0-0 |
| CAREER | 8/0 | 0 | 0 | 0 | 0-0 | 0-0 | 0/0 | 0 | 0-0 |




16
DYLAN GEBBIA
QB • 6-0 • 177 • FR. • TR
LOS ANGELES, CALIF. (HAWAII)

Prior to UNT: Spent spring 2023 at Hawaii ... A 2022 graduate of Bishop Alemany High School in Mission Hills, Calif. ... Rated a three-star recruit by 247Sports ... Played varsity football for three years ... A two-time all-Mission League selection ... As a senior helped Bishop Alemany to the CIF Southern Section Division 2 title game ... Accounted for 2,687 passing yards and 20 passing touchdowns along with 559 rushing yards and 10 rushing touchdowns ... Named the Los Angeles Daily News Boys Athlete of the Week after throwing for 292 yards, rushing for 101 yards and accounting for six total touchdowns in the 2021 season opener.



48
RODNEY GREEN JR.
DL • 6-3 • 260 • JR. • JC
PHILADELPHIA, PA. (HUTCHINSON JC)


Prior to UNT: Played 2022 season at Hutchinson (Kansas) Community College for coach Drew Dallas ... 45 tackles, 19 TFL and 10 sacks ... also had three forced fumbles ... second team all-conference honoree ... helped team to 11-1 record and national runner-up finish ... spent the 2020 and 2021 seasons at ASA College in Miami, Fla. Had nine tackles and one sack in 2021 ... saw action in two games in 2020 ... spent 2019 at NALA Keiser University in West Palm Beach, Fla. ... played in nine games with five tackles and one TFL ... prepped at Windermere (Fla.) High School ... he had 52 tackles and 15 TFL as a senior in 2018 ... added three sacks ... had 32 tackles and six TFL as a junior



85
EVAN GREENE
WR • 5-11 • 191 • SO. • 1L
DALLAS, TEXAS (PARISH EPISCOPAL)

2022: Played in one game ... saw action against Texas Southern
2021: Missed season due to injury and maintained a redshirt
2020: Did not appear for the Mean Green in 2020

High School: Played at Parish Episcopal School in Dallas ... Member of the TAPPS Division I all-state team ... Helped lead the Panthers to a title with a win over Plano John Paul II ... Grandson of UNT and Pro Football Hall of Fame defensive lineman Joe Greene



20
ALPHIE GUILLORY
S • 5-9 • 202 • JR. • 2L
DESOTO, TEXAS (HS)

2022: Saw action in all 14 games, primarily on special teams ... seven tackles on the year ... three tackles against FIU ... one stop at UAB ... three tackles against Rice

2021: Played in five games ... Totaled four tackles primarily on special teams ... Made two tackles against UTSA on 11/27 ... Made two tackles at FIU on 11/20

2020: Saw action in one game ... Made his collegiate debut vs. Southern Miss on 10/3

High School: Played in 10 games as a senior for DeSoto in 2018 ... Had nine carries for 111 yards and a touchdown ... completed 4-5 passes for 71 yards as a senior.

| GUILLORY CAREER STATISTICS | | | | | | | | | |
|----------------------------|------|----|----|----|--------|--------|-------|-----|--------|
| DEFENSIVE | | | | | | | | | |
| YEAR | G/GS | UT | AT | TT | TFL-YD | QBS-YD | FF/FR | PBU | INT-YD |
| 2020 | 1/0 | 0 | 0 | 0 | 0-0 | 0-0 | 0/0 | 0 | 0-0 |
| 2021 | 5/0 | 3 | 1 | 4 | 0-0 | 0-0 | 0/0 | 0 | 0-0 |
| 2022 | 14/0 | 2 | 5 | 7 | 0-0 | 0-0 | 0-0 | 0 | 0-0 |
| CAREER | 20/0 | 5 | 6 | 11 | 0-0 | 0-0 | 0/0 | 0 | 0-0 |

PLAYERS



PLAYERS



47

JP HADLEY

LS • 6-3 • 234 • SR. • 1L
LACEY, NJ (WEST VIRGINIA)

2022: Honorable Mention All-CUSA (Coaches) ... Served as primary long snapper in all 14 games ... made UNT debut at UTEP ... snapper for all-conference and school record holding kicker Ethan Mooney and top-five program punter Bernardo Rodriguez

Prior to UNT: Spent four seasons at West Virginia ... did not see game action ... Redshirted the 2018 season ... prepped for Dan Curicone at Donavan Catholic in Lacey, New Jersey ... Played in the 2018 Blue-Grey All-American Bowl at Dallas' AT&T Stadium ... Three-time academic honor roll

HADLEY CAREER STATISTICS

OFFENSIVE

| YEAR | G/GS |
|--------|------|
| 2022 | 14/0 |
| CAREER | 14/0 |



92

K'VON HAMILTON

DL • 6-1 • 238 • SO. • TR.
PARKER, TEXAS (PITTSBURG STATE)

Prior to UNT: Spent three seasons at Pittsburg State in Pittsburg, Kansas ... did not see action in 2022 ... played in three games in 2021 ... tallied three total tackles ... redshirted in 2020 ... prepped at Plano East for coach Joey McCullough ... first-team Texas Class 6A All-District performer as a senior in 2019 ... also played lacrosse

HAMILTON CAREER STATISTICS

DEFENSIVE

| YEAR | G/GS | UT | AT | TT | TFL-YD | QBS-YD | FF/FR | QBH | INT-YD |
|----------------|------|----|----|----|--------|--------|-------|-----|--------|
| 2020 (PITT ST) | | | | | DNP | | | | |
| 2021 (PSU) | 3/0 | 1 | 1 | 2 | 0-0 | 0-0 | 0/0 | 0 | 0-0 |
| 2022 (PITT ST) | | | | | DNP | | | | |
| CAREER | 3/0 | 1 | 1 | 2 | 0-0 | 0-0 | 0/0 | 0 | 0-0 |



2

JD HEAD

QB • 6-2 • 179 • SO. • RS
PEARLAND, TEXAS (LA TECH)

2022: Did not see game action

Prior to UNT: Played two seasons at LA Tech including four games in 2021 with two starts ... Completed 47-of-88 passes for 559 yards with six touchdowns and rushed for two scores ... Passed for career-high 270 yards and three touchdowns in season finale start against Rice ... Named to 2021 CUSA Commissioner's Honor Roll ... Saw action in two games as a freshman in 2020 ... Made Bulldog debut at TCU (12/12) ... Finished season 9-for-14 passing for 78 yards and an interception ... Longest pass of the season went for 20 yards against Georgia Southern at the R+L Carriers New Orleans Bowl (12/23) ... Prepped at Pearland High School for coach Ricky Tullos ... Earned three-star rating by 247 Sports and Rivals ... Had 18 TD and only one interception as a senior ... As a junior, guided Pearland to a 10-0 regular season mark - claiming the District 23-6A Championship ... Led the district in passing going 154-of-235 for 2,261 yards and 24 touchdowns with just six interceptions

HEAD CAREER STATISTICS

PASSING

| YEAR | G/GS | CMP | ATT | PCT | YDS | INT | TD | EFF. | LP/OPPONENT |
|-----------|------|-----|-----|------|-----|-----|----|-------|---------------------|
| 2020 (LT) | 2/0 | 9 | 14 | .640 | 78 | 1 | 0 | 96.8 | 20/vs. Ga. Southern |
| 2021 (LT) | 4/2 | 47 | 88 | .534 | 559 | 3 | 6 | 122.5 | 44/at Rice |
| 2022 | | | | DNP | | | | | |
| CAREER | 6/2 | 56 | 102 | .549 | 637 | 4 | 6 | 118.9 | 44/at Rice (2021) |

RUSHING

| YEAR | G/GS | ATT | YD | AVG/A | TD | LP/OPPONENT |
|-----------|------|-----|-----|-------|----|-------------------|
| 2020 (LT) | 2/0 | 2 | -14 | -7.0 | 0 | -- |
| 2021 (LT) | 4/2 | 18 | 17 | 0.9 | 2 | 22/at Rice |
| 2022 | | | | DNP | | |
| CAREER | 6/2 | 20 | 3 | 0.2 | 2 | 22/at Rice (2021) |



0

PHIL HILL

S • 6-0 • 198 • JR. • TR.
SPRING, TEXAS (UNLV)

Prior to UNT: Spent four seasons at UNLV ... Did not play in 2022 ... breakout season in 2021 with 46 tackles and three interceptions ... added 2.0 TFL and one sack ... nine tackles, one sack and a pick against Eastern Washington ... six tackles and a PBU against Iowa State ... five solo stops with an interception at Fresno State ... six tackles against Utah State ... recorded interception at Nevada ... six tackles against New Mexico and San Diego State ... Did not play in 2020 ... Made his collegiate debut with two tackles vs. Southern Utah in 2019 before suffering a season-ending injury ... Redshirted the 2018 season ... Prepped at Klein Collins High for current UNT associate head coach Drew Svoboda ... Helped the Tigers to a 14-2 record as a junior in 2016 and an 11-1 record as a senior ... Recorded 45 tackles with three interceptions, four pass breakups and one fumble recovery in 2017 en route to earning all-district first team honors ... Also named an all-district first team academic selection in 2017


HILL CAREER STATISTICS

DEFENSIVE

| YEAR | G/GS | UT | AT | TT | TFL-YD | QBS-YD | FF/FR | QBH | INT-YD |
|-------------|------|----|----|----|------------|--------|-------|-----|--------|
| 2018 (UNLV) | | | | | Redshirted | | | | |
| 2019 (UNLV) | 1/0 | 1 | 1 | 2 | 0-0 | 0-0 | 0/0 | 0 | 0-0 |
| 2020 (UNLV) | | | | | DNP | | | | |
| 2021 (UNLV) | 11/0 | 33 | 13 | 46 | 2.0-4 | 1-2 | 0/0 | 0 | 3-35 |
| 2022 (UNLV) | | | | | DNP | | | | |
| CAREER | 19/0 | 8 | 11 | 19 | 1.0-1 | 0-0 | 0/0 | 0 | 0-0 |



PLAYERS



1
KAYLON HORTON
WR • 5-9 • 173 • SR. • 1L
HOUSTON, TEXAS (TARLETON STATE)

2022: First Team All-CUSA (Coaches, PFN, Phil Steele) ... Third Team All-CUSA (PFF) ... C-USA Special Teams Player of the Week (9/19) ... Played in 13 games with one start ... joined team as graduate transfer after the first game of season ... rushed seven times for 95 yards with two touchdowns ... 12 receptions for 131 yards and a touchdown ... 27 kick returns for 699 yards and one touchdown ... averaged 25.89 yards per return, which was second in C-USA ... averaged 20.1 yards per play in all-purpose yards, second best in the league ... 99-yard kick return touchdown at UNLV ... it was the first kick return touchdown for UNT since 2019 ... 132 all-purpose yards at Memphis, including his first career rushing touchdown ... career-high 97 rushing yards including a 66-yard touchdown against LA Tech ... three receptions for 40 yards with a 28-yard score at WKU ... three receptions for 58 yards including a season-long 51 yard grab in CUSA Championship game ... four returns for 117 yards in Frisco Bowl ... Horton was one of only nine FBS players this season with a Rush TD, Rec TD and KO return TD ... only seven players in the Group of Five accomplished the feat ... From 2020-22, Horton is one of only 25 players to have at least three kickoff or punt return touchdowns combined

Prior to UNT: Spent four seasons at Tarleton State ... Played in 27 games at TSU ... moved from defense to offense in 2021 ... has 18 career receptions for 227 yards and one touchdown ... also has 29 tackles, 2.0 TFL and one interception ... has returned 31 kicks for 693 yards and 1 touchdown and 31 punts for 225 yards an a score ... In 2021, earned the third most receiving yards on the team at 227 on 18 receptions, averaging 12.6 yards per catch, scoring one touchdown ... Scored his lone touchdown vs. Fort Lewis on Sept. 11, a 12-yard score ... Had a season-high five receptions twice, vs. Fort Lewis and vs. Southern Utah on Sept. 18, where he had a season-high 58 receiving yards ... Posted three 50+ yard games ... Had a season-long 53-yard reception at Abilene Christian on Nov. 12 ... Served as Tarleton's main kick and punt returner ... Had 210 return yards on kickoffs, including a 45-yard run back against Southern Utah ... During the 2020 season, served as the Texans kick and punt returner, taking two to the house ... Had a 93-yard kick return for a touchdown vs. Dixie State on Feb. 27 ... Returned a punt 59 yards for a touchdown against Northeastern State on March 27 ... Had 17 of the 18 attempted punt returns for the Texans, getting 159 yards back for a 9.4 return average ... Had 17 of the 21 kick returns for Tarleton, taking those back 448 total yards (26.4 per) ... Returned five kicks 30+ yards and five punts 10+ yards ... Also had eight tackles and six pass breakups, tied for second most on the team ... Played in all 12 games for the Texans in 2019 ... Led Tarleton to its second straight undefeated regular season and Lone Star Conference Championship ... Part of the Tarleton defense that ranked No. 2 in the nation in team passing efficiency defense (91.64) and No. 10 in the nation in scoring defense (16.5) ... Made 21 tackles in the secondary, including 13 solo and 2.0 for a loss ... Made his first career interception in the red zone against Texas A&M-Commerce on Oct. 19 ... Had a season-high five tackles at Texas A&M-Kingsville on Oct. 26 ... Also returned six punts and two kickoffs ... Redshirted in 2018 ... Prepped at Cy Ridge High School in Houston, Texas ... Lettered one year in football and three years in track ... Competed in the triple jump, long jump, 4x100m, 4x200m, and 200m ... Named team's Track MVP ... His 4x100m team ran a 40.2 at state championship.

| HORTON CAREER STATISTICS | | | | | | | | | |
|--------------------------|-------------|------------|-----------|-----------|--------------|-----------|------------|----------|-------------|
| DEFENSIVE | | | | | | | | | |
| YEAR | G/GS | UT | AT | TT | TFL-YD | QBS-YD | FF/FR | PBU | INT-YD |
| 2018 (TSU) | | Redshirted | | | | | | | |
| 2019 (TSU) | 11/5 | 13 | 8 | 21 | 2.0-6 | -- | 0/0 | 0 | 1-15 |
| 2020 (TSU) | 8/0 | 4 | 4 | 8 | 0.0-0 | -- | 0/0 | 6 | 0-0 |
| 2021 (TSU) | 8/0 | 1 | 0 | 1 | 0.0-0 | -- | 0/0 | 0 | 0-0 |
| 2022 | 13/1 | 0 | 0 | 0 | 0.0-0 | -- | 0/0 | 0 | 0-0 |
| CAREER | 40/6 | 18 | 12 | 30 | 2.0-6 | -- | 0/0 | 6 | 1-15 |

HORTON CAREER STATISTICS

| RECEIVING | | | | | | |
|---------------|-------------|------------|------------|-------------|----------|----------------------|
| YEAR | G/GS | REC | YD | AVG | TD | LP/OPPONENT |
| 2018 (TSU) | | Redshirted | | | | |
| 2019 (TSU) | 11/5 | -- | -- | -- | -- | -- |
| 2020 (TSU) | 8/0 | -- | -- | -- | -- | -- |
| 2021 (TSU) | 8/0 | 18 | 227 | 12.6 | 1 | 53/ACU |
| 2022 | 13/1 | 12 | 131 | 10.9 | 1 | 51/at UTSA (CUSA CG) |
| CAREER | 40/6 | 30 | 358 | 11.9 | 2 | 53/ACU |

| PUNT RETURNS | | | | | | |
|---------------|-------------|------------|------------|------------|----------|-----------------------------------|
| YEAR | G/GS | NO | YD | AVG | TD | LP/OPPONENT |
| 2018 (TSU) | | Redshirted | | | | |
| 2019 (TSU) | 11/5 | 6 | 48 | 8.0 | 0 | 13/West Texas A&M |
| 2020 (TSU) | 8/0 | 17 | 159 | 9.4 | 1 | 59/Northeastern St. (TD) |
| 2021 (TSU) | 8/0 | 12 | 18 | 1.5 | 0 | 11/Fort Lewis |
| 2022 | 13/1 | 0 | 0 | -- | 0 | -- |
| CAREER | 40/6 | 35 | 225 | 6.4 | 1 | 59/Northeastern St. (2020) |

| KICK RETURNS | | | | | | |
|---------------|-------------|------------|--------------|-------------|----------|--------------------------|
| YEAR | G/GS | NO | YD | AVG | TD | LP/OPPONENT |
| 2018 (TSU) | | Redshirted | | | | |
| 2019 (TSU) | 11/5 | 2 | 35 | 17.5 | 0 | 23/Doane |
| 2020 (TSU) | 8/0 | 17 | 448 | 26.4 | 1 | 93/Dixie State (TD) |
| 2021 (TSU) | 8/0 | 12 | 210 | 17.5 | 0 | 45/Southern Utah |
| 2022 | 13/1 | 27 | 699 | 25.9 | 1 | 99/at UNLV |
| CAREER | 40/6 | 58 | 1,392 | 24.0 | 2 | 99/at UNLV (2022) |

| ALL-PURPOSE | | | | | | | | |
|---------------|-------------|------------|------------|------------|--------------|-----------|--------------|-------------|
| YEAR | G/GS | RUSH | RCV | PR | KR | IR | TOTAL | AVG/G |
| 2018 (TSU) | | Redshirted | | | | | | |
| 2019 (TSU) | 11/5 | 0 | 0 | 38 | 35 | 15 | 88 | 8.0 |
| 2020 (TSU) | 8/0 | 0 | 0 | 159 | 448 | 0 | 607 | 75.9 |
| 2021 (TSU) | 8/0 | 0 | 227 | 18 | 210 | 0 | 455 | 56.9 |
| 2022 | 13/1 | 95 | 131 | 0 | 699 | 0 | 925 | 66.1 |
| CAREER | 40/6 | 95 | 358 | 215 | 1,392 | 15 | 2,075 | 51.9 |



39
KARTER HOUCHIN
LB • 5-10 • 218 • R-FR. • RS
DECATUR, TEXAS (HS)

2022: Did not see game action ... redshirted

High School: Prepped at Decatur High for coach Ty Lang ... tallied 102 tackles, three sacks and one hurry this past season ... posted 132 tackles, 14 TFLs, six PBU's, one interception and three forced fumbles as a junior ... also saw time sparingly as a quarterback in 2021, completing 5-of-20 passes for 91 yards and a touchdown ... 23 carries for 59 yards and four touchdowns.



37
CHRISTIAN HURD
S • 5-9 • 192 • FR. • HS
KATY, TEXAS (PAETOW HS)

Prior to UNT: Prepped at Katy Paetow High ... two-time All-District honoree ... 27 tackles and two interceptions as a senior ... added 2.0 TFL ... won 2021 state title ... team finished 15-1 on the year

PLAYERS



PLAYERS



29

ADAM JACKLIN

P • 5-11 • 195 • FR. • HS
MELBOURNE, AUSTRALIA (WHITEFRIARS COLLEGE)

Prior to UNT: Native of Melbourne, Australia ... graduated high school in 2019 ... trained with The Punt Factory in Australia ... rated 4.5 stars by ProKicker ... grew up playing Aussie Rules Football



21

BK JACKSON

RB • 5-11 • 213 • SO. • 1L
MISSOURI CITY, TEXAS (RIDGE POINT HS)

2022: Played in five games ... rushed 10 times for 52 yards ... long carry was 13 yards ... five carries for 28 yards against Texas Southern ... one carry for seven yards at UNLV ... 17 yards on four carries against FIU ... also saw action against UAB and Rice

2021: Redshirted ... Rushed twice for zero yards against UTSA on 11/27 in the first game of his collegiate career

High School: Rated a three-star prospect by 247Sports Composite ... Rated by 247 as the No. 89 running back in the class of 2021 and No. 229 prospect in Texas ... Had 192 carries for 1,179 yards and 18 touchdowns (107.2 yards per game) during his senior season in 11 appearances, helping Ridge Point to the 6A Division 1 state quarterfinal ... Has rushed for 1,459 yards and 17 touchdowns on 242 carries and caught 14 passes for 214 yards and a pair of touchdowns in three varsity seasons ... Held offers from Ole Miss, Tennessee, Utah State, Colorado State, Boise State, Nevada, New Mexico, Wyoming, Western Kentucky and Sam Houston State

BK JACKSON CAREER STATISTICS

| RUSHING | | | | | | |
|---------------|------------|-----------|-----------|------------|----------|------------------------------------|
| YEAR | G/GS | ATT | YD | AVG/A | TD | LP/OPPONENT |
| 2021 | 1/0 | 2 | 0 | 0 | 0 | 1/UTSA (11/27/21) |
| 2022 | 5/0 | 10 | 52 | 5.2 | 0 | 13/Texas Southern (9/10/22) |
| CAREER | 6/0 | 12 | 52 | 4.3 | 0 | 13/Texas Southern (9/10/22) |



9

ENOCH JACKSON

DL • 5-11 • 301 • JR. • 2L
MANSFIELD, TEXAS (ARKANSAS)

2022: Played in 10 games with two starts ... seven tackles, 1.0 TFL, 1.0 sack and two hurries ... started at UTEP and against SMU to open the season ... missed next three games due to injury ... three tackles at UTEP ... one stop against FAU ... two tackles and a sack at UTSA ... one stop against Rice ... credited with QB hurries at UTEP and against FAU ... Fourth team Preseason All-CUSA (Athlon)

2021: Saw action in 13 games ... Totaled 19 tackles, two TFLs and 1.5 sacks ... Had two tackles in Frisco Football Classic loss to Miami on 12/23 ... Made a tackle against UTSA on 11/27 ... Made two tackles with .5 TFLs at FIU on 11/20 ... Made two tackles against UTEP on 11/13 ... Had half a sack at Southern Miss. on 11/06 ... Made two tackles against Marshall on 10/15 ... Made two tackles with a sack at Louisiana Tech on 9/25 ... Made three tackles against UAB on 9/18 ... Made two tackles at SMU on 9/11 ... Made two tackles against Northwestern State on 9/04

Prior to UNT: Spent two seasons at Arkansas ... saw action in one game in 2020 ... played in two games during the 2019 season ... Three-star prospect by Rivals, 247Sports and ESPN ... Rated as the No. 28 defensive tackle in the country and 62nd overall player in the state of Texas by Rivals ... Three-year varsity letterwinner at Mansfield Legacy High School ... Posted 28 tackles, eight for loss, including four sacks, seven quarterback hurries, two forced fumbles and one recovery as a senior ... Invited to play in the Offense-Defense All-American Bowl on Dec. 31 ... Tallied 52 tackles, 19 for loss, with six sacks during his junior season ... Helped the Bronco to 29 victories over three years playing at the varsity level, including a tough loss in the Texas 5A-II state semifinal game in 2017 ... District 10-5A Defensive MVP in 2017 ... Rivals 3 Stripe Camp Series Defensive Line MVP ... Also played high school basketball

E. JACKSON CAREER STATISTICS

| DEFENSIVE | | | | | | | | | |
|---------------|-------------|----------|-----------|-----------|---------------|---------------|------------|----------|------------|
| YEAR | G/GS | UT | AT | TT | TFL-YD | QBS-YD | FF/FR | QBH | INT-YD |
| 2019 (UA) | 2/0 | 0 | 0 | 0 | 0-0 | 0-0 | 0/0 | 0 | 0-0 |
| 2020 (UA) | 1/0 | 0 | 0 | 0 | 0-0 | 0-0 | 0/0 | 0 | 0-0 |
| 2021 | 13/0 | 4 | 15 | 19 | 2.0-9 | 1.5-9 | 0/0 | 0 | 0-0 |
| 2022 | 10/2 | 4 | 3 | 7 | 1.0-1 | 1.0-0 | 0/1 | 2 | 0-0 |
| CAREER | 25/2 | 8 | 16 | 24 | 3.0-10 | 2.5-19 | 0/1 | 2 | 0-0 |



16

EVAN JACKSON

S • 5-11 • 176 • FR. • HS
HOUSTON, TEXAS (NORTH SHORE HS)

High School: Prepped at North Shore High School in Houston, Texas for coach Jon Kay ... helped team to 15-1 record as a senior ... second team All-State ... finished season with 62 tackles, 4.0 TFL and seven pass breakups ... also a skilled returner that recorded three punt return touchdowns ... named first team All-District 21-6A as both a safety and return specialist ... Honorable Mention All-Vype Public School pick

PLAYERS



PLAYERS



66
JOSIAH JEFFERSON
OL • 6-0 • 267 • R-FR. • RS
DALLAS, TEXAS (CEDAR HILL HS)

2022: Did not see game action...redshirted

Prior to UNT: Prepped at Cedar Hill High for coach Carlos Lynn ... two-year starter for the Longhorns ... second team all-district pick ... reached third round of playoffs as senior in 2021 ... In 2020, helped team reach the UIL Class 6A Division II championship game ... honorable mention all-district as a junior



23
ISAIAH JOHNSON
RB • 5-10 • 210 • JR. • 3L
LUBBOCK, TEXAS (COOPER HS)

2022: Played in 10 games with two starts ... rushed for 246 yards on 54 carries with three touchdowns ... also had 8 receptions for 44 yards and two touchdowns ... rushing TD against FAU ... season-high 77 rushing yards on 13 carries against LA Tech ... also rushed for scores against UAB and in the CUSA Championship game ... caught a touchdown pass against UTEP and at UTSA ... returned one kick for 12 yards at UTSA ... helped UNT set school record for rushing with 475 yards against LA Tech ... Fourth team Preseason All-CUSA (Phil Steele)

2021: Played in 10 games on the year ... Rushed 82 times for 359 yards and five touchdowns with seven receptions for 95 yards and a score ... Returned four kick-offs for 69 yards ... Had six carries for 21 yards and a touchdown against Miami on 12/23 ... Rushed one time for 16 yards at FIU on 11/20 ... Rushed 16 times for 50 yards with a 12-yard reception against UTEP on 11/13 ... Rushed 17 times for 119 yards and a touchdown with a two-yard reception at Southern Miss on 11/06 ... Rushed eight times for 27 yards and a touchdown with a 20-yard reception at Rice on 10/30 ... Rushed five times for 13 yards and returned one kickoff for five yards against Marshall on 10/15 ... Rushed eight times for 46 yards and a touchdown with a 29-yard reception at Missouri on 10/09 ... Rushed four times for eight yards and returned a kickoff for 21 yards against UAB on 9/18 ... Rushed six times for 11 yards and hauled in three receptions for 32 yards and a touchdown with two kickoff returns for 43 yards at SMU on 9/11 ... Rushed 11 times for 48 yards and a touchdown against Northwestern State on 9/04


2020: Rushed 17 times for 68 yards with a touchdown in six appearances ... Rushed two times for 3 yards in the Myrtle Beach Bowl vs. Appalachian State on 12/21 ... Rushed seven times for 24 yards and recorded a tackle on special teams vs. SMU on 9/19 ... Made his collegiate debut and had eight carries for 41 yards and his first career touchdown, while hauling in one catch for six yards in the season-opening win vs. HBU on 9/5

High School: Rated a three-star prospect by 247Sports and ESPN ... 247 ranks him as the No. 186 player in the state of Texas and No. 88 running back in the nation ... Participant in the 2020 Blue-Grey All American Bowl ... Rushed for 1,322 yards and scored 23 total touchdowns during his senior season while leading Lubbock Cooper to the UIL Class 5A Division II semifinals ... Accumulated 1,296 rushing yards, 125 passing yards and 27 touchdowns in 2018 ... Held offers from Texas State, Abilene Christian, Eastern New Mexico and Incarnate Word.

I. JOHNSON CAREER STATISTICS

RUSHING

| YEAR | G/GS | ATT | YD | AVG/A | TD | LP/OPPONENT |
|---------------|-------------|------------|------------|------------|----------|-----------------------------|
| 2020 | 6/0 | 17 | 68 | 4.0 | 1 | 16/HBU (9/5/21) |
| 2021 | 10/0 | 82 | 359 | 4.4 | 5 | 23/Southern Miss (11/06/21) |
| 2022 | 10/2 | 54 | 246 | 4.6 | 3 | 28/LA Tech (10/15/22) |
| CAREER | 26/2 | 153 | 673 | 4.4 | 9 | 28/LA Tech (2022) |



45
KADREN JOHNSON
DL • 6-1 • 242 • SR. • 3L
LEWISVILLE, TEXAS (ACU)

2022: Played in 13 games with eight starts ... 18 tackles with 3.5 TFL and 3.5 sacks ... also had one forced fumble ... missed UAB game due to injury ... multiple tackles in six games ... season-high three tackles against LA Tech, UTSA and WKU ... 2.0 sacks and a forced fumble against the Hilltoppers ... one sack in opener against UTEP ... two tackles against SMU, Memphis and FAU

Prior to UNT: Spent two seasons at Abilene Christian ... saw action in 11 games in 2021 ... totaled 20 tackles with 3.0 TFL and one sack ... also had three QB hurries to go with one forced fumble and one fumble recovery ... played in five games in 2020 and totaled nine tackles with one sack and one fumble recovery ... spent the 2019 season at Navarro College in Corsicana, Texas ... appeared in seven games ... finished with 21 tackles and 3.0 sacks ... had 5.5 tackles for loss ... prepped at Lewisville High School for coach Michael Odle

K. JOHNSON CAREER STATISTICS

DEFENSIVE

| YEAR | G/GS | UT | AT | TT | TFL-YD | QBS-YD | FF/FR | QBH | INT-YD |
|---------------|--------------|-----------|-----------|-----------|---------------|---------------|------------|----------|------------|
| 2020 (ACU) | 4/0 | 6 | 3 | 9 | 1-8 | 1-8 | 0/0 | 0 | 1-0 |
| 2021 (ACU) | 10/2 | 6 | 14 | 20 | 4-10 | 1-8 | 1/0 | 1 | 1-0 |
| 2022 | 13/8 | 7 | 12 | 19 | 3.5-27 | 3.5-27 | 1/0 | 1 | 0-0 |
| CAREER | 27/10 | 19 | 29 | 48 | 7.5-45 | 5.5-43 | 2/0 | 2 | 2-0 |



68
KEON JOHNSON
OL • 6-4 • 404 • FR. • HS
AKRON, OHIO (ARCHBISHOP HOBAN HS)

High School: Prepped at Archbishop Hoban HS in Akron, Ohio ... helped lead Hoban to the 2022 OHSAA State title game and helped the Knights win the OSHAA State Championship in 2020 ... Blocked for the 2022 Ohio Mr. Football Lamar Spurling and helped him rush for over 3,500 yards his senior season.



PLAYERS



31
ROBERT JOHNSON
CB • 5-11 • 184 • SO. • 1L
MEMPHIS, TENN. (ACADEMY OF HEALTH SCIENCES)

2022: Played in five games ... had one tackle at UNLV ... had one tackle in win over UNLV ... also saw snaps against SMU, Texas Southern and Memphis

2021: Did not see action ... redshirted

High School: Rated a three-star prospect by 247Sports Composite ... Rated by 247 as the No. 153 safety in the class of 2021 and No. 43 prospect in Tennessee ... Registered 64 tackles, 14 tackles for loss, five pass break-ups, four interceptions and four forced fumbles at Memphis Academy of Health Sciences ... Also lettered in Basketball and Track and Field ... Held offers from Ohio, UT Martin, Chattanooga, Eastern Kentucky and Tennessee State

| R. JOHNSON CAREER STATISTICS | | | | | | | | | |
|------------------------------|------------|----------|----------|----------|------------|------------|------------|----------|------------|
| DEFENSIVE | | | | | | | | | |
| YEAR | G/GS | UT | AT | TT | TFL-YD | QBS-YD | FF/FR | QBH | INT-YD |
| 2021 | | | | | Redshirted | | | | |
| 2022 | 5/0 | 2 | 0 | 2 | 0-0 | 0-0 | 0/0 | 0 | 0-0 |
| CAREER | 5/0 | 2 | 0 | 2 | 0-0 | 0-0 | 0/0 | 0 | 0-0 |



88
XZAVIOR KAUTAI
TE • 6-0 • 235 • SO. • 1L
EULESS, TEXAS (TRINITY HS)

2022: Played in 12 games, primarily on special teams ... made UNT debut against Texas Southern ... after not playing in first two games, played in the next 12 including the CUSA Championship and Frisco Bowl

2021: Did not appear for the Mean Green in 2021 and maintained a redshirt

High School: Prepped at Eules Trinity High for coach Chris Jensen ... helped team to 11-2 record ... 35 receptions for 700 yards and eight touchdowns ... first team All-District ... honorable mention all state ... also competed in discus and shot put

| KAUTAI CAREER STATISTICS | | | | | | |
|--------------------------|-------------|----------|----------|----------|----------|-------------|
| RECEIVING | | | | | | |
| YEAR | G/GS | REC | YD | AVG | TD | LP/OPPONENT |
| 2022 | 12/0 | 0 | 0 | 0 | 0 | -- |
| CAREER | 12/0 | 0 | 0 | 0 | 0 | -- |



15
CARSON KROPP
LB • 6-1 • 230 • SR. • 2L
OWASSO, OKLA. (OKLAHOMA STATE)

2022: CSC Academic All-District ... Saw action in 14 games, primarily on special teams ... had five tackles on the season ... one stop against Memphis ... one tackle at WKU ... three tackles against FIU

2021: Played in 13 games, primarily on special teams ... Totaled 17 tackles with a TFL ... Made two tackles at FIU on 11/20 ... Made two tackles at Southern Miss. on 11/06 ... Made two tackles at Rice on 10/30 ... Made two tackles at SMU on 9/11 ... Made six tackles with a TFL against Northwestern State on 9/04

Prior to UNT: Spent three seasons at Oklahoma State ... Appeared in three games in 2020 ... In 2019, saw action against McNeese, Tulsa and Texas Tech, recording a key stop against McNeese ... First-team Academic All-Big 12 honoree ... Mainly a special teams contributor ... Redshirted in 2018 ... In high school, team captain who played for Bill Blankenship at Owasso High School ... Led the Rams to the 2017 Oklahoma 6A-1 State Championship ... Earned all-state honors as a senior, as well as first team all-district honors ... Team leader in tackles during his junior and senior seasons ... Finished his high school career with a single game high of 18 tackles in the state championship game ... Also a talented baseball player who was selected as a Rawlings-Perfect Game Preseason All-American as a senior ... 247Sports ranked him as the No. 94 inside linebacker in the country and as the No. 31 overall prospect in the state of Oklahoma.

| KROPP CAREER STATISTICS | | | | | | | | | |
|-------------------------|-------------|----------|-----------|-----------|--------------|------------|------------|----------|------------|
| DEFENSIVE | | | | | | | | | |
| YEAR | G/GS | UT | AT | TT | TFL-YD | QBS-YD | FF/FR | QBH | INT-YD |
| 2018 (OSU) | | | | | Redshirted | | | | |
| 2019 (OSU) | 3/0 | 1 | 0 | 1 | 0-0 | 0-0 | 0/0 | 0 | 0-0 |
| 2020 (OSU) | 3/0 | 0 | 1 | 1 | 0-0 | 0-0 | 0/0 | 0 | 0-0 |
| 2021 | 13/0 | 7 | 10 | 17 | 1.0-1 | 0-0 | 0/0 | 0 | 0-0 |
| 2022 | 14/0 | 1 | 4 | 5 | 0-0 | 0-0 | 0/0 | 0 | 0-0 |
| CAREER | 23/0 | 9 | 15 | 24 | 1.0-1 | 0-0 | 0/0 | 0 | 0-0 |



69
RYAN KRUEGER
OL • 6-2 • 255 • FR. • HS
HURST, TEXAS (LD BELL HS)

High School: Prepped at LD Bell High School in Hurst, Texas under TJ Dibble ... Second Team 3-6A All-District selection.

PLAYERS



PLAYERS



84
CHRISTIAN LEE
TE • 6-3 • 221 • JR. • 2L
FRIENDSWOOD, TEXAS (HS)

2022: Played in nine games, primarily on special teams ... three kick returns for 14 yards ... saw action against UTEP, SMU, UTSA, WKU, FIU, UAB, Rice along with the CUSA Title game and Frisco Bowl

2021: Appeared in 11 games for the Mean Green in 2021

2020: Did not make any appearances for the Mean Green

High School: Rated a three-star prospect by 247Sports, Rivals and ESPN ... ESPN ranked him as the No. 36 tight end (H) in the country and the 247 Composite ranks him as the No. 214 player in the state of Texas and No. 77 tight end in the nation ... No. 75 on Vype Houston's Hot 100 2020 recruits ... First Team All-District selection in 2019, Second Team in 2018 ... Hauled in 51 receptions for 723 yards and five touchdowns, while also accounting for 71 yards on nine carries and two touchdowns on the ground in 2019 ... 2020 Blue-Grey All American Bowl selection ... Caught 37 passes for 569 and five touchdowns as a junior in his first full season as a tight end ... Played quarterback as a sophomore before transitioning into a tight end ... Also lettered in track and field ... Held offers from Louisiana Tech, Texas State, Tulane, Western Kentucky, Fordham and Illinois State.

LEE CAREER STATISTICS

RECEIVING

| YEAR | G/GS | REC | YD | AVG | TD | LP/OPPONENT |
|---------------|-------------|----------|----------|----------|----------|-------------|
| 2020 | 0/0 | 0 | 0 | 0 | 0 | -- |
| 2021 | 11/0 | 0 | 0 | 0 | 0 | -- |
| 2022 | 9/0 | 0 | 0 | 0 | 0 | -- |
| CAREER | 20/0 | 0 | 0 | 0 | 0 | -- |



42
SIFA LEOTA
LB • 6-2 • 221 • SO. • 1L
EULESS, TEXAS (TRINITY HS)

2022: Saw action in 14 games on the year, making one start ... finished the year with 23 total tackles including 4.5 tackles for loss and 2.5 sacks ... had five QB hurries on the year ... recorded his first three career tackles as well as a TFL and 0.5 sack against Texas Southern ... Recorded a sack and forced a fumble in the road game at Memphis ... had a season-high four tackles and 0.5 TFL at UTSA ... recorded four tackles and a sack in the home win over Rice.

2021: Appeared in one game for the Mean Green in 2021 ... Made his collegiate debut in road win at FIU on 11/20

High School: Prepped at Euleless Trinity High for coach Chris Jensen ... helped team to 11-2 record ... only played in four games due to injury as a senior ... named to all-district team

LEOTA CAREER STATISTICS

DEFENSIVE

| YEAR | G/GS | UT | AT | TT | TFL-YD | QBS-YD | FF/FR | QBH | INT-YD |
|---------------|-------------|----------|-----------|-----------|---------------|---------------|------------|----------|------------|
| 2021 | 1/0 | 0 | 0 | 0 | 0-0 | 0-0 | 0/0 | 0 | 0-0 |
| 2022 | 14/1 | 9 | 14 | 23 | 4.5-14 | 2.5-11 | 1/0 | 5 | 0-0 |
| CAREER | 15/1 | 9 | 14 | 23 | 4.5-14 | 2.5-11 | 1/0 | 5 | 0-0 |



25
KOLLIN LEWIS
CB • 5-11 • 194 • FR. • HS
GLADEWATER, TEXAS (HS)

High School: Starred on both sides of ball for Gladewater High and coach Jonny Louvier ... honorable mention All-State honoree ... 37 tackles with one sack and two interceptions ... 12 total touchdowns ... 41 receptions for 693 yards ... 74 carries for 514 yards ... 1,541 all-purpose yards ... 28 receptions for 518 yards and three scores as a junior ... added 169 rushing yards with two touchdowns ... 21 tackles with one interception in 2021 ... 492 yards on 31 catches with five touchdowns during sophomore season ... 16 tackles with three PBU ... rated three stars by Dave Campbell's Texas Football ... earned three-star rating from On3 ... also played basketball and ran track



23
BRYCE LINDER
S • 6-0 • 176 • SO. • 1L
COLLEGE STATION, TEXAS (BLINN COLLEGE)

2022: Saw action in four games ... had one tackle against Rice ... also saw snaps against SMU, FAU and UAB

Prior to UNT: Played one season at Blinn College in Brenham, Texas for coach Ryan Mahon ... Helped team to 5-5 record and trip to SWJCFC semifinals in 2021 ... Totaled 34 tackles, 2.0 TFL and three pass breakups ... Prepped at A&M Consolidated High School for coach Lee Fedora ... Earned first-team all-district and All-Brazos Valley honors as a DB in 2018 ... Honored with Associated Press Sports Editors and ESPN all-state awards ... Selected as Padilla Coaches Poll second-team all-state and Texas Sports Writers Association third-team all-state honors in 2018 ... Earned first-team all-district and second-team All-Brazos Valley honors in 2019 and was a Whataburger Super Team nominee ... Also played basketball and ran track in high school

LINDER CAREER STATISTICS

DEFENSIVE

| YEAR | G/GS | UT | AT | TT | TFL-YD | QBS-YD | FF/FR | QBH | INT-YD |
|---------------|------------|----------|----------|----------|------------|------------|------------|----------|------------|
| 2022 | 4/0 | 0 | 1 | 1 | 0-0 | 0-0 | 0/0 | 0 | 0-0 |
| CAREER | 4/0 | 0 | 1 | 1 | 0-0 | 0-0 | 0/0 | 0 | 0-0 |

PLAYERS



PLAYERS



18
TARIK LUCKETT
CB • 6-2 • 184 • SR. • TR
COMPTON, CALIF. (ARIZONA STATE)

Prior to UNT: Spent the 2022 season at Arizona State ... played in 11 games with five tackles and one pass breakup ... spent 2021 season at Cisco College ... had 22 tackles with two interceptions ... added a forced fumble, one fumble recovery, four breakups and one blocked kick ... he missed the 2020 season due to injury at Colorado ... as a freshman in Boulder in 2019, he started two games at corner ... finished with eight tackles, two PBU and one QB hurry ... prepped at JSerra Catholic in California ... a stand-out wide receiver, he recorded 18 touchdowns on 104 catches for 1,801 yards in his prep career ... Finished high school ranked the No. 680 overall prospect, No. 89 wide receiver and No. 77 overall California prospect in the 247Sports Composite rankings, which tabbed him at a three-star wide receiver prospect

LUCKETT CAREER STATISTICS

| DEFENSIVE | | | | | | | | | | |
|---------------|-------------|-----------|----------|--------------|--------------|------------|------------|----------|------------|--|
| YEAR | G/GS | UT | AT | TT | TFL-YD | QBS-YD | FF/FR | PBU | INT-YD | |
| 2019 (COLO) | 6/2 | 8 | 0 | 8 | 0.0-0 | 0-0 | 0/0 | 2 | 0-0 | |
| 2020 (COLO) | | | | DNP - Injury | | | | | | |
| 2022 (ASU) | 11/0 | 3 | 2 | 5 | 0.0-0 | 0-0 | 0/0 | 1 | 0-0 | |
| CAREER | 17/2 | 11 | 2 | 13 | 0.0-0 | 0-0 | 0/0 | 3 | 0-0 | |



9
JA'MORI MACLIN
WR • 5-11 • 183 • SO. • 1L
KIRKWOOD, MO. (MISSOURI)

2022: C-USA All-Freshman Team (Coaches) ... Played in 14 games with one start ... 16 catches for 380 yards and two touchdowns ... finished season ranked No. 2 nationally in yards per catch behind teammate Jyaire Shorter ... Maclin averaged 24.7 yards per catch ... also had four kick returns for 80 yards ... started opener at UTEP ... had two catches for 25 yards ... had one reception for a season-long of 53 yards against SMU ... three receptions for 80 yards and a touchdown against Texas Southern ... finished with three catches for 81 yards and a score at Memphis ... two catches for 61 yards in WKU game ... three catches for 51 yards against FIU ... one catch for 20 yards in CUSA Championship

Prior to UNT: Spent two seasons at Missouri ... Saw action in three games as a freshman in 2020 ... Totaled one reception for five yards ... Did not play in 2021 due to injury ... Starred at Kirkwood (Mo.) High School for coach Todd Stevener ... Three-star wideout prospect by all the major recruiting services ... Rivals rated him as the state's No. 12 overall prospect at any position ... 247Sports rated him as the state's No. 10 prospect at any position ... Finished his high school career with 113 catches for 2,029 yards and 22 touchdowns ... Cousin is former All-American and eight-year NFL veteran Jeremy Maclin ... Out of high school, chose Mizzou over offers from Arizona State, Indiana, Iowa, Iowa State, Kansas and Kentucky


MACLIN CAREER STATISTICS

| RECEIVING | | | | | | | |
|---------------|-------------|------------|------------|-------------|----------|----------------------|--|
| YEAR | G/GS | REC | YD | AVG | TD | LP/OPPONENT | |
| 2020 (MIZ) | 3/0 | 1 | 5 | 5.0 | 0 | 5/South Carolina | |
| 2021 (MIZ) | | Redshirted | | | | | |
| 2022 | 14/1 | 16 | 380 | 23.8 | 2 | 53/SMU (9/3/22) | |
| CAREER | 17/1 | 17 | 385 | 22.6 | 2 | 53/SMU (2022) | |




87
TIM MADISON
WR • 6-0 • 173 • FR. • HS
FRISCO, TEXAS (LEBANON TRAIL HS)

High School: Speedy wide receiver from Frisco Lebanon Trail High ... played for coach Sadd Jackson ... 22 receptions for 264 yards and four touchdowns ... also two carries for 27 yards ... all-district honoree ... 347 yards on 28 catches as a junior ... scored two touchdowns ... 300 kick return yards with one touchdown ... also ran track ... finished second in 100m and third in 200m at district meet



76
DESMOND MAGIYA
OL • 6-5 • 272 • FR. • HS
MCKINNEY, TEXAS (HS)

High School: Prepped at McKinney High under coach Marcus Shavers ... helped team to 8-5 record and regional semifinals ... honorable mention all-state selection ... named first team all-district ... helped offense that averaged 435.5 yards and 38.5 points per game ... rated two stars by Dave Campbell's Texas Football



49
KAMDON MCFARLAND
S • 6-0 • 204 • SO. • HS
MANSFIELD, TEXAS (LAKE RIDGE HS)

High School: Played at Lake Ridge High School in Mansfield, Texas, under head coach Kirk Thor ... Was a versatile option on both sides of the ball, playing both WR and DB.



25
MAKENZIE MCGILL
RB • 5-9 • 192 • FR. • HS
MOUNT VERNON, TEXAS (HS)

High School: Starred at Mount Vernon High for coach Brad Willard ... led team to 9-3 record as a senior ... owns every Mount Vernon season or career rushing record ... combined for 82 touchdowns in his final two high school seasons ... rushed for 2,557 yards and 35 touchdowns ... had 11 games with 100 or more yards ... 20 receptions for 382 yards and four scores ... also threw a pair of touchdowns ... finished season with more than 3,000 all-purpose yards ... back-to-back District MVP ... semifinalist for Mr. Texas Football ... two-time all-district honoree ... Smoaky.com first team All-East Texas ... academic all-district ... 2,154 yards and 37 touchdowns as a junior ... 448 receiving yards with five scores ... second team All-State ... also played basketball



PLAYERS




80
ZHIGLLIL MCMILLAN
WR • 6-0 • 208 • SO. • 1L
FRISCO, TEXAS (INDEPENDENCE HS)

2022: Played in 13 games, primarily on special teams ... had one catch for 16 yards in opener at UTEP

2021: Appeared in three games with one start to earn a redshirt ... Had one catch for ten yards against Marshall on 10/15 ... Made collegiate debut against UAB on 9/18

High School: Rated a three-star prospect by 247Sports Composite ... Rated by 247 as the No. 220 WR in the class of 2021 and the No. 242 prospect in Texas ... Three-year letter winner for nearby Frisco Independence, where he has accumulated 56 career receptions, 1,023 receiving yards and 13 career touchdowns ... Had 10 receptions for 188 yards and a pair of touchdowns as a senior, Independence will play in the UIL 5A D1 Area round against Highland Park on Thursday, December 17 ... Caught a career-high 36 passes for 727 yards and 11 touchdowns as a junior ... Held offers from Vanderbilt, UAB, Louisiana-Monroe and Houston Baptist

| MCMILLAN CAREER STATISTICS | | | | | | |
|----------------------------|--------------|----------|-----------|-------------|----------|------------------------|
| RECEIVING | | | | | | |
| YEAR | G/GS | REC | YD | AVG | TD | LP/OPPONENT |
| 2021 | 3/1 | 1 | 10 | 10.0 | 0 | 10/Marshall (10/15/21) |
| 2022 | 13/0 | 1 | 16 | 16.0 | 0 | 16/UTEP (8/27/22) |
| CAREER | 16/11 | 2 | 26 | 13.0 | 0 | 16/UTEP (2022) |



67
ETHAN MINER
OL • 6-2 • 296 • JR. • TR.
WEST HARTFORD, CT. (ARKANSAS STATE)


Prior to UNT: Played three seasons at Arkansas State ... played in 32 games in his career with 24 starts ... started all 12 games at center in 2022 ... started all 11 games in 2021, five at center and six at left guard ... Blocked for an offense that averaged 395.8 total yards and 313.9 passing yards per game ... Arkansas State's passing offense ranked No. 11 nationally ... saw action in nine games in 2020, including one start ... helped lead the way for a team that finished No. 2 nationally in passing (364.4 ypg) ... Redshirted in 2019 ... Prepped at Kingswood-Oxford High in West Hartford, Connecticut ... All-New England Lineman of the Year ... Two-time 1st Team All-New England conference selection as a junior and senior ... Pro Football Hall of Fame Academy showcase invitee ... Played in the Connecticut-Rhode Island All-Star Game ... Boston Globe NEPSAC All-Star and Evergreen All-Star ... Played on both the offensive and defensive line, recording 31 tackles while forcing and recovering a fumble as a junior ... Helped lead Kingswood-Oxford to a 6-2-1 record and the Mark Conroy Bowl (New England Prep School Championship game) as a senior

| E. MINER CAREER STATISTICS | |
|----------------------------|--------------|
| OFFENSIVE | |
| YEAR | G/GS |
| 2019 (ASU) | Redshirted |
| 2020 (ASU) | 9/1 |
| 2021 (ASU) | 11/11 |
| 2022 (ASU) | 12/12 |
| CAREER | 32/24 |



26
DIETRICH MOORE
LB • 5-10 • 215 • FR. • HS
BROKEN ARROW, OKLA. (HS)

High School: Starred at Broken Arrow High for coach David Alexander ... recorded 80 tackles with 3.0 TFL and two sacks as a senior ... added four interceptions and one forced fumble ... first team 6A-1 District 1 selection ... he was also named the league's linebacker of the year ... rated three stars by 247 Sports ... No. 24 player in Oklahoma ... No. 147 inside linebacker nationally ... 70 tackles, 6.0 TFL, 3 INT and two forced fumbles in 2021 ... 74 tackles, 8.0 TFL and three sacks as a sophomore ... added two forced fumbles and one fumble recovery ... also played baseball



74
LARRY MOORE
OL • 6-6 • 275 • JR. • TR.
MISSOURI CITY, TEXAS (TEXAS TECH)

Prior to UNT: Spent three seasons at Texas Tech ... Did not see action in 2022 ... Made two appearances in 2021 and earned a redshirt ... saw snaps against FIU and Kansas ... Scout team member in 2020 season ... Prepped at Fort Bend Marshall in Missouri City, Texas for coach James Williams ... started at right tackle for a Fort Bend Marshall team that played in the 2019 Texas Class 5A Division II State Championship ... the Buffaloes previously concluded the 2018 season at 15-1 overall after falling in the state title game that year as well ... earned first team All-District 11-5A honors for his junior and senior season efforts ... helped push a Buffalos offense that averaged 47.3 points per game and outscored opponents, 757-305, on the year ... three-star prospect according to 247Sports, ESPN and Rivals ... rated as the No. 67 offensive tackle nationally by 247Sports

| L. MOORE CAREER STATISTICS | |
|----------------------------|------------|
| OFFENSIVE | |
| YEAR | G/GS |
| 2020 (TTU) | DNP |
| 2021 (TTU) | 2/0 |
| 2022 (TTU) | DNP |
| CAREER | 2/0 |





PLAYERS



94

MARCUS MOORE

DL • 6-0 • 300 • JR. • JC
THE COLONY, TEXAS (COFFEYVILLE CC)

Prior to UNT: Spent the 2022 season at Coffeyville (Kansas) Community College ... played for coach Jeff Leiker ... saw action in 10 games ... finished with 33 tackles, 8.0 tackles for loss and 3.5 sacks ... honorable mention All-KJCCC selection ... did not play in 2021 ... spent the 2020 season at ULM ... played in seven games with eight tackles and 1.0 TFL ... three-year starter for Coach Rudy Rangel at The Colony (Texas) High School, helping the Cougars to a combined record of 24-9 (.727) ... Rated the No. 6 defensive lineman in the Dallas area by The Dallas Morning News ... named District 5-5A Defensive Lineman of the Year for the second season in a row after leading the team in tackles for loss (31), sacks (14) and quarterback hurries (18) as a senior ... recorded 55 tackles, two pass break-ups and forced four fumbles in 2019 ... posted a career-high nine tackles vs. Wakeland, with four resulting in losses including three sacks ... made seven stops vs. Lone State, with three coming behind the line of the scrimmage including two sacks; also credited with three QB hurries and a forced fumble ... produced four tackles for loss each vs. Centennial (to go along with four QB hurries), Heritage and Independence (forced fumble) ... selected District 5-5A Co-Defensive Lineman of the Year as a junior ... registered 32 tackles, with 11 for losses including four sacks, and 11 QB hurries in 2018 ... tallied five stops vs. Little Elm, with three resulting in losses including a sack, and two QB hurries ... accounted for a season-high six tackles, including one for a loss, and two QB hurries vs. Byron Nelson ... his four-year varsity totals include 119 career tackles, with 48 for losses including 18 sacks, 31 QB hurries and five forced fumbles



22

MATTHEW MOORE

LB • 6-0 • 220 • FR. • HS
KILLEEN, TEXAS (ELLISON HS)

Prior to UNT: Prepped at Killeen Ellison High School for coach Danny Servance ... led team to 5-5 record in 2022 ... finished with 129 tackles, including 93 solo stops, as a senior ... added 17.0 TFL and 3.0 sacks with three PBU and one forced fumble ... two-time first team All-District selection ... honorable mention All-Smoaky team ... had 113 tackles as a junior with one forced fumble and two fumble recoveries ... honorable mention TSWA all-state in 2021 ... KWTX Classroom Champion ... team captain ... also a track standout



77

KACI MOREKA

OL • 6-5 • 291 • SR. • 2L
ARLINGTON, TEXAS (TRINITY VALLEY CC)

2022: Played in 14 games with six starts ... took over as starter at left tackle against WKU following season-ending injury to Cole Brown ... part of UNT Offense that finished No. 25 nationally in rushing (199.86 ypg) ... offense was third in CUSA in scoring (33.8 ppg) and total offense (461.8 ypg) ... helped three different running backs post 100-yard games during the season for a total of seven games ... helped UNT set school record for rushing with 475 yards against LA Tech

2021: Made 10 appearances, including two starts at left guard ... Helped block for the best rushing offense in CUSA (233.5 ypg), a unit that ranked fifth nationally

Prior to UNT: Played in eight games at Trinity Valley Community College in 2020 ... Helped team to 6-2 record and was named honorable mention all-conference ... Spent two seasons at Northern Colorado where he played and started in 10 games at left tackle in 2019. ... Led the way for five games where the Bears rushed over 100 yards and three games over 150 ... Redshirted in 2018 ... Prepped at Arlington Martin HS

MOREKA CAREER STATISTICS

| OFFENSIVE | |
|-------------|------------|
| YEAR | G/GS |
| 2018 (TVCC) | Redshirted |
| 2019 (TVCC) | 10/10 |
| 2021 | 2/0 |
| 2022 | 14/6 |
| CAREER | 26/16 |

PLAYERS



PLAYERS



18
DORIAN MORRIS
WR • 5-10 • 190 • JR. • 2L
MESQUITE, TEXAS (POTEET HS)

2022: Played in one game ... had one carry for no gain against Rice

2021: Saw action in nine games, mostly as a returner ... Returned six kickoffs for 131 yards over nine appearances ... Returned one kick for 16 yards against UTEP on 11/13 ... Returned two kicks for 51 yards at Rice on 10/30 ... Returned two kicks for 42 yards against Marshall on 10/15 ... Returned one kick for 22 yards at SMU on 9/11

2020: Appeared in five games, mostly on special teams ... Returned his first career kickoff for 16 yards in the win vs. UTEP on 12/11 ... Made his season debut in the season-opening win vs. HBU on 9/5

2019: Redshirted his first year on campus after just appearing in three games ... Made his collegiate debut against Middle Tennessee on 10/19

High School: Rated a 3-star recruit by 247Sports, Rivals and 247Sports Composite and a 2-star recruit by ESPN ... Ranked the No. 147 athlete in the nation and the No. 236 recruit in Texas by ESPN ... Ranked the No. 175 cornerback in the nation and the No. 230 recruit in Texas by 247Sports Composite ... Ranked the No. 175 cornerback in the nation and the No. 223 recruit in Texas by 247Sports ... As a senior, played in only six games and had eight solo tackles, six assisted, eight passes defended and one interception ... Also competed in the 100-, 200- and 400-meter dashes, 4x100, 4x200 and 4x400 relays in high school ... Recorded at 4.45 seconds in the 40-yard dash and 10.69 seconds in the 100-meter dash ... Received offers from SMU, Navy, Louisiana Tech, Houston Baptist, Liberty, Tulane and Texas State.

MORRIS CAREER STATISTICS

| KICK RETURNS | | | | | | |
|---------------|-------------|----------|------------|-------------|----------|---------------------------|
| YEAR | G/GS | NO | YD | AVG | TD | LP/OPPONENT |
| 2019 | 3/0 | 0 | 0 | -- | 0 | -- |
| 2020 | 5/0 | 1 | 16 | 16.0 | 0 | 16/UTEP (12/11/20) |
| 2021 | 9/0 | 6 | 131 | 21.8 | 0 | 38/Marshall (10/15/21) |
| 2022 | 1/0 | 0 | 0 | 0 | 0 | -- |
| CAREER | 18/0 | 7 | 147 | 21.0 | 0 | 38/Marshall (2021) |




7
NICK NAKWAASAH
S • 5-11 • 199 • JR. • TR.
DALLAS, TEXAS (CENTRAL ARKANSAS)

2022: Missed season due to injury

Prior to UNT: Spent three seasons at Central Arkansas where he played in 14 games ... Saw action in seven games in 2021 and had 11 tackles on the year with one interception ... Interception was against ACU off future UNT teammate Stone Earle ... Played in eight games in 2020 with one interception, a pick off NDSU's Trey Lance that was selected in first round of 2021 NFL Draft by San Francisco ... Recorded 33 total tackles, including 22 solo stops ... Redshirted the 2019 season after playing in one game ... prepped at Bishop Dunne High in Dallas for coach Michael Johnson ... helped team to 11-3 record as a senior in 2018 ... finished year with 67 tackles and two interceptions ... rated a three-star prospect by 247 Sports

NAKWAASAH CAREER STATISTICS

| DEFENSIVE | | | | | | | | | | |
|---------------|-------------|-----------|-----------|-----------|--------------|------------|------------|----------|-------------|--|
| YEAR | G/GS | UT | AT | TT | TFL-YD | QBS-YD | FF/FR | PBU | INT-YD | |
| 2019 (UCA) | 1/0 | 2 | 0 | 2 | 0-0 | 0-0 | 0/0 | 0 | 0-0 | |
| 2020 (UCA) | 8/0 | 22 | 11 | 33 | 1.0-1 | 0-0 | 1/1 | 2 | 1-16 | |
| 2021 (UCA) | 7/0 | 3 | 3 | 1 | 1.0-2 | 0-0 | 0/0 | 2 | 1-1 | |
| 2022 | | | | | DNP - Injury | | | | | |
| CAREER | 14/0 | 32 | 14 | 46 | 1.0-3 | 0-0 | 1/1 | 4 | 2-17 | |



13
BRIAN NELSON II
CB • 6-0 • 183 • FR. • HS
PEARLAND, TEXAS (SHADOW CREEK HS)

High School: Standout player at Shadow Creek HS in Pearland, Texas under head coach Brad Butler ... Rated as a three-star prospect by 247Sports ... First Team All-District 23-6A selection ... Returned an interception 28 yards for a touchdown in a win over Bridgeland ... Racked up seven interceptions and broke up four passes in 12 games his senior season ... Chose UNT over Coastal Carolina, New Mexico and Old Dominion.



40
KALI NGUMA
K • 5-10 • 183 • FR. • HS
MISSION, TEXAS (SHARYLAND HS)

High School: Prior to UNT: Prepped at Sharyland High School in Mission, Texas ... played for coach Craig Krell ... helped team to 7-5 record ... Converted 27 field goals in high school ... scored 202 total points ... also served as team's punter ... averaged 38.0 yards per punt as a senior ... had 14 punts downed inside the 20 ... averaged 41 yards per punt as a junior with a long of 69 yards ... rated five stars by Kohl's Kicking ... No. 36 rated kicker nationally ... three-time all-district ... all-state honoree ... owns school record with 53-yard field goal ... also punted in high school ... competed at National Invitational Scholarship Camp and the Kohl's Texas Showcase ... selected to RGV All-Star Game ... also played soccer

PLAYERS



PLAYERS



54
FEBECHI Nwaiwu
OL • 6-4 • 316 • SO. • 1L
COPPELL, TEXAS (HS)

2022: Second Team Freshman All-American (The Athletic) ... Third Team Freshman All-American (CFN) ... C-USA All-Freshman Team (Coaches) ... Third Team All-CUSA (PFF, Phil Steele) ... Played in 14 games with 12 starts ... only games to not start were UTEP and Frisco Bowl ... part of UNT Offense that finished No. 25 nationally in rushing (199.86 ypg) ... offense was third in CUSA in scoring (33.8 ppg) and total offense (461.8 ypg) ... helped three different running backs post 100-yard games during the season for a total of seven games ... helped UNT set school record for rushing with 475 yards against LA Tech


2021: Appeared in two games for the Mean Green in 2021 and maintained a redshirt

High School: Prepped at Coppell High for coach Mike Dewitt... helped team to 6-4 record ... blocked for offense that averaged 374.0 yards per game ... team averaged 163.2 yards per game on the ground ... also competed in shot put and discus

NWAIWU CAREER STATISTICS

OFFENSIVE

| YEAR | G/GS |
|---------------|--------------|
| 2021 | 2/0 |
| 2022 | 14/12 |
| CAREER | 16/12 |



38
CADEN PARK
CB • 6-0 • 188 • R-FR. • RS
MCKINNEY, TEXAS (BOYD HS)

2022: Did not see action ... redshirted

Prior to UNT: Played at McKinney Boyd High for coach Joe McBride ... helped team to 8-3 record ... 49 catches for 807 yards and 10 TDs in nine games... also a standout baseball player



6
IKAIKA RAGSDALE
RB • 5-11 • 218 • JR. • 2L
LAS VEGAS, NEVADA (BISHOP GORMAN HS)

2022: Fourth Team All-CUSA (Phil Steele) ... Earl Campbell Tyler Rose Watch List ... Third team Preseason All-CUSA (Athlon) ... played in 13 games with seven starts ... finished eighth in CUSA with 755 rushing yards and seven touchdowns ... added 19 receptions for 135 yards and three scores ... 10 total touchdowns was sixth in the league ... 890 all-purpose yards was 23rd in CUSA ... three 100-yard rushing games (FAU, Rice, UTSA) ... also had 120 all-purpose yards in Frisco Bowl ... multiple touchdowns three times (WKU, Rice, Boise State) ... 119 yards on 16 carries with a touchdown against FAU ... 62 yards and a score against LA Tech ... 11 carries for 61 yards with a touchdown plus two catches for 12 yards and a score at WKU ... helped UNT set school record for rushing with 475 yards against LA Tech

2021: Honorable Mention All-CUSA (PFF) ... Rushed 100 times for 534 yards and five touchdowns with four receptions for 23 yards over 12 appearances with one start ... Made first career start against Miami in Frisco Football Classic and rushed for 23 yards on 11 carries ... Rushed 20 times for 146 yards and two touchdowns against UTSA on 11/27 ... Rushed 19 times for 102 yards and a touchdown at FIU on 11/20 ... Rushed twice for five yards with one reception for two yards against UTEP on 11/13 ... Rushed 15 times for 112 yards and two touchdowns with a 17-yard reception at Southern Miss. on 11/06 ... Rushed twice for five yards against Liberty on 10/23 ... Rushed three times for 25 yards against Marshall on 10/15 ... Rushed eight times for 40 yards with a four-yard reception at Louisiana Tech on 9/25 ... Rushed six times for 25 yards against UAB on 9/18 ... Rushed four times for 19 yards with a reception for no gain at SMU on 9/11 ... Rushed ten times for 32 yards against Northwestern State on 9/04

2020: Appeared in two games for the Mean Green ... Made his collegiate debut vs. Louisiana Tech on 12/3

High School: Rated a three-star prospect by 247Sports ... 247 ranks him as the no. 8 player in the state of Nevada ... Participated in the 2020 Polynesian Bowl ... Rushed 96 times for 756 yards as a senior while scoring 13 touchdowns ... Had 119 carries for 676 yards and 11 touchdowns as a junior ... Rushed 55 times for 437 yards and six touchdowns as a sophomore ... Held offers from Air Force, Arizona, BYU, Fresno State, Hawaii, New Mexico, Oregon and Southern Miss

RAGSDALE CAREER STATISTICS

RUSHING

| YEAR | G/GS | ATT | YD | AVG/A | TD | LP/OPPONENT |
|---------------|-------------|------------|-------------|------------|-----------|----------------------------|
| 2020 | 2/0 | 0 | 0 | 0 | 0 | -- |
| 2021 | 12/1 | 100 | 534 | 5.3 | 5 | 44/Southern Miss (11/6/21) |
| 2022 | 13/7 | 142 | 755 | 5.3 | 7 | 56/UTSA (12/2/22) |
| CAREER | 27/8 | 242 | 1289 | 5.3 | 12 | 56/UTSA (2022) |



PLAYERS



95
KORTLIN RAUSAW
DL • 6-3 • 275 • SO. • 1L
WYLIE, TEXAS (HS)

2022: Played in all 14 games ... 18 tackles, 1.5 TFL, 0.5 sack ... one fumble recovery ... at least one tackle in 12 games ... two stops against SMU ... 0.5 TFL against Texas Southern ... career-high four tackles, 1.0 TFL and half a sack at UTSA ... two stops at WKU ... two tackles against Rice ... one stop in Frisco Bowl against Boise State ... also had individual tackles against UNLV, Memphis, FAU, LA Tech, FIU and UAB


2021: Totaled four tackles over four appearances ... Had three tackles at Southern Miss. on 11/06 ... Had a tackle against Northwestern State on 9/04

2020: Had two tackles while appearing in four games ... Recorded his first career tackle and finished with two vs. Charlotte on 10/10 ... Made his collegiate debut in the season-opening win vs. HBU on 9/5

High School: Rated a three-star prospect by 247Sports, Rivals and ESPN ... The 247 Composite ranks him as the No. 219 player in the state of Texas and No. 86 strong side defensive end in the nation ... Two-time First Team All-District selection ... Three-time letter winner at Wylie HS, accounted for 112 total tackles in three varsity seasons ... Appeared in 11 games as a senior where he accounted for 53 tackles (32 solo, 21 assist), 5.0 TFL, 4.0 sacks, six quarterback hurries, two pass break-ups, two forced fumbles and four fumble recoveries ... As a junior, he returned his only career interception for a touchdown ... Also lettered in basketball and track and field ... President of Wylie High School's DECA chapter ... Held offers from Army, Boise State, Colorado, Hawaii, Iowa State, Southern Miss, Texas State, Tulane, Tulsa, UTEP and Houston Baptist.

RAUSAW CAREER STATISTICS

| DEFENSIVE | | | | | | | | | |
|---------------|-------------|----------|-----------|-----------|--------------|--------------|------------|----------|------------|
| YEAR | G/GS | UT | AT | TT | TFL-YD | QBS-YD | FF/FR | QBH | INT-YD |
| 2020 | 3/0 | 0 | 2 | 2 | 0-0 | 0-0 | 0/0 | 0 | 0-0 |
| 2021 | 4/0 | 0 | 4 | 4 | 0-0 | 0-0 | 0/0 | 0 | 0-0 |
| 2022 | 14/0 | 8 | 10 | 18 | 1.5-4 | 0.5-4 | 0/0 | 0 | 0-0 |
| CAREER | 21/0 | 8 | 16 | 24 | 1.5-4 | 0.5-4 | 0/0 | 0 | 0-0 |




99
NOAH RAUSCHENBERG
K • 6-0 • 198 • SR. • TR
TULSA, OKLA. (BAYLOR)

Prior to UNT: Played four seasons at Baylor ... played in 43 games as a kickoff specialist ... two-time first team Academic All-Big 12 ... has kicked off 243 times in his career ... totaled 180 touchbacks ... averaged more than 64 yards per kickoff in both 2021 and 2022 ... No. 1 rated kickoff specialist for 2022 according to Pro Football Focus ... rated eighth nationally in kickoff percentage in 2022 (76 percent) and third in 2021 (88.9 percent) ... converted four extra points in 2019 ... prep standout at Union High School in Tulsa, Okla., for coach Kirk Fridrich ... Helped team to 9-3 record and a 7-0 mark in district ... Owns every Union High School record including 185 career PATs ... Converted 10-of-16 field goals as a senior ... Had a long of 54 yards ... Also booted two field goals from 53 yards ... Connected on 52-of-54 PATs ... Had touchbacks of 50-of-65 kickoffs with an average of 67.95 yards per kickoff ... 2018 First-Team All-State selection ... As a junior, connected on 14-of-22 field goals with a long of 51 yards ... Hit 64-of-66 PAT attempts ... Averaged 64.76 yards on kickoffs as a junior ... Honorable Mention All-State in 2017 ... Five-star kicker according to Kohl's and Chris Sailer ... ESPN rated as No. 22 kicker nationally ... 247 Sports' No. 24 kicker in the country ... 2017 TX Fall Camp FG Champion ... 2018 TX Spring Camp FG Champion ... 2018 TX Spring Camp KO Champion ... 2018 TX Spring Camp Overall Champion ... 2018 Vegas XXXII Field Goal National Champion ... 2018 TOP 12 Camp Kickoff Champion .. 2018 TX Fall Camp Overall Champion

RAUSCHENBERG CAREER STATISTICS

| PLACE KICKING | | | | | | | |
|---------------|-----------|------------|--------------|------------|-------------|----------------|-------------|
| YEAR | GP | PAT-A | PCT. | FG-A | PCT. | TB-KO | TB PCT. |
| 2019 (BU) | 9 | 4-4 | 100.0 | 0-1 | .000 | 34-56 | .607 |
| 2020 (BU) | 8 | 0-0 | N/A | 0-1 | .000 | 18-33 | .545 |
| 2021 (BU) | 14 | 0-0 | N/A | 0-0 | N/A | 72-83 | .867 |
| 2022 (BU) | 13 | 0-0 | N/A | 0-0 | N/A | 57-75 | .760 |
| CAREER | 44 | 4-4 | 100.0 | 0-2 | .000 | 181-247 | .732 |



62
CADEN REEVES
OL • 6-3 • 315 • SO. • RS
ARGYLE, TEXAS (HS)

2022: Did not see game action ... missed season due to injury

2021: Did not appear for the Mean Green in 2021 and maintained a redshirt

High School: Played at Argyle High School under legendary head coach Todd Rodgers ... helped the Eagles win the state championship in 2020



PLAYERS



44

MAZIN RICHARDS


DL • 6-1 • 240 • SR. • 1L
BURLESON, TEXAS (EASTERN NEW MEXICO)

2022: First Team All-CUSA (PFF) ... Second Team All-CUSA (Coaches, PFN, Phil Steele) ... DCTF Second Team All-Texas College... played in 14 games with 14 starts ... 78 tackles with 12.5 TFL and 7.5 sacks ... sixth in CUSA in sacks ... fifth in tackles for loss ... 15th in tackles ... four tackles in UNT debut at UTEP ... five tackles with half sack against SMU ... five tackles and a sack in win over Texas Southern ... six tackles at UNLV ... five tackles and half sack at Memphis ... three stops and a TFL in win over FAU ... nine tackles with season-best three sacks vs. LA Tech ... career high 11 tackles with 2.5 TFL and 1.5 sacks at UTSA ... nine tackles at WKU ... Seven tackles and a sack at UAB ... seven tackles and a TFL in win over Rice ... three tackles and two tackles for loss in CUSA Championship

Prior to UNT: Spent three years at Eastern New Mexico University in Portales, New Mexico ... 2021 Lone Star Conference Defensive Lineman of the Year ... 2021 All-LSC First Team Offense ... Played in nine games with nine starts in 2021 as a sophomore ... Recorded 26 tackles (21 solo, five assisted)... Had 12.5 tackles for loss which was third in the conference... Recorded 8.5 sacks for a total loss of 57 yards throughout the season... Forced three fumbles... Had a season-high four sacks against Lincoln (CA) ... Recorded a season-high five tackles against Angelo State ... Division II did not compete in 2020 ... named a preseason All-American prior to the canceled 2020 season ... 2019 Second Team All-LSC selection... played in 12 games with six starts as a true freshman in 2019 ... Led the Lone Star Conference with 12.5 sacks on the year... Led the team with 14.5 tackles for a loss... Recorded four multi-sack games and received LSC Defensive Player of the Week honors after totaling six tackles and 3.5 sacks in the Hounds upset win over #21 Angelo State... Posted 3.0 sacks and an interception in the Hound's win over Texas A&M-Kingsville... Set the school record for sacks in a single season... Eight of his sacks came in the final five weeks of the season ... prepped at Burleson (Texas) Centennial HS for coaches Kyle Geller and Blake Meyer ... Set five defensive program records, including most sacks in a game (4), most sacks in a season (13), most sacks in a career (17), most tackles for loss in a season (24) and most tackles for loss in a career (35) ... Earned Second Team All-District honors and received All-State Honorable Mention following the 2018 campaign.

RICHARDS CAREER STATISTICS

| DEFENSIVE | | | | | | | | | | |
|---------------|----------------------|-----------|-----------|------------|-----------------|-----------------|------------|-----------|------------|--|
| YEAR | G/GS | UT | AT | TT | TFL-YD | QBS-YD | FF/FR | QBH | INT-YD | |
| 2019 (ENM) | 12/9 | 23 | 13 | 36 | 14.5-90 | 12.5-80 | 0/0 | 5 | 1-0 | |
| 2020 (ENM) | No Season - COVID-19 | | | | | | | | | |
| 2021 (ENM) | 9/6 | 21 | 5 | 26 | 11.5-69 | 8.5-57 | 3/0 | 4 | 0-0 | |
| 2022 | 14/14 | 55 | 23 | 78 | 12.5-68 | 7.5-50 | 0/0 | 5 | 0-0 | |
| CAREER | 35/29 | 99 | 41 | 140 | 38.5-227 | 28.5-187 | 3/0 | 14 | 1-0 | |



90

KAGHEN ROACH


DL • 6-5 • 257 • JR. • 1L
CELINA, TEXAS (BLINN COLLEGE)

2022: Played in 14 games ... four tackles on the year ... made UNT debut at UTEP with one tackle ... also had tackles against Texas Southern, Memphis and FIU

Prior to UNT: Played one season at Blinn College in Brenham, Texas for coach Ryan Mahon ... finished with 32 tackles, 14.0 TFL and 6.5 sacks ... 2021 SWJCFC All-Conference pick ... spent the 2020 season at Army ... played the 2019 season at Fork Union Military Academy ... prepped at Celina High School for coach Bill Elliott ... helped team to 7-5 record as a senior ... finished senior season with 66 tackles, 16 hurries, 22 tackles for loss, one forced fumble, two forced fumble recoveries, 11.5 sacks and three interceptions ... first team all-area selection ... honorable mention all-state ... also participated in track and field ... rated three stars by 247 Sports out of high school ... chose UNT over UTEP

ROACH CAREER STATISTICS

| DEFENSIVE | | | | | | | | | | |
|---------------|-------------|----------|-----------|-----------|----------------|---------------|------------|----------|------------|--|
| YEAR | G/GS | UT | AT | TT | TFL-YD | QBS-YD | FF/FR | QBH | INT-YD | |
| 2021 (BC) | 8/8 | 4 | 28 | 32 | 14.0-24 | 6.5-18 | 0/0 | -- | 0-0 | |
| 2022 | 14/0 | 1 | 3 | 4 | 0-0 | 0-0 | 0/0 | 0 | 0-0 | |
| CAREER | 22/0 | 5 | 31 | 36 | 14.0-24 | 6.5-18 | 0/0 | 0 | 0-0 | |



81

RICHARD ROCQUEMORE

WR • 5-10 • 176 • SO. • RS
MANSFIELD, TEXAS (ACU)


2022: Missed season due to injury

Prior to UNT: Spent two seasons at Abilene Christian, but did not see game action ... Prepped at Mansfield Legacy High School under coach was Chris Melson ... Had 19 receptions for 221 yards and two touchdowns as a senior ... Also ran track ... Teammate of current UNT running back Ayo Adeyi

PLAYERS



PLAYERS




4
CHANDLER ROGERS
QB • 6-0 • 195 • JR. • TR
MANSFIELD, TEXAS (ULM)

Prior to UNT: Spent two seasons at ULM from 2021-22 ... 24 games played with 18 starts ... passed for 3,704 yards and 24 touchdowns with 10 interceptions ... completed 331 of 501 passes (.661) ... 284 carries for 710 yards (2.5 ypc) and six touchdowns ... one reception for three yards and a touchdown ... saw action in 12 games in 2022 ... started all 12 games for the Warhawks ... passed for 2,403 yards and 15 touchdowns ... completed 216-of-320 passes with seven interceptions ... rushed for 353 yards and five touchdowns ... also had one receiving touchdown ... Ranked 13th in completion percentage with a 67.5 percent mark among all FBS passers ... Appeared in all 12 games in 2021, including six consecutive starts (2-4 record) in the middle of the season ... accounted for 1,678 yards total offense and 10 touchdowns ... completed 112-of-179 throws for 1,311 yards, nine TDs and three interceptions ... led the team in passing and total offense while finishing third in rushing with 139 carries for 367 yards and a score ... played 2020 season at Blinn Junior College in Brenham, Texas ... started four games at quarterback during the second half of the 2021 spring schedule at Blinn College in Brenham, Texas ... completed 56-of-116 passes (.483) for 750 yards with six touchdowns and four interceptions ... ranked second on the Buccaneers in rushing with 63 carries for 343 yards (5.4 avg.) and three scores ... recorded two 100-yard rushing games ... his three rushing TDs tied for the team lead ... redshirted at Southern Miss in 2019 ... saw action in two games for the Golden Eagles ... Prep standout for Coach Kirk Thor at Lake Ridge High School in Mansfield ... accounted for 3,394 yards total offense and 32 touchdowns as a senior in 2018 while leading the Eagles to the Class 6A Division II regional semifinals ... completed 164-of-256 passes (.640) for 2,190 yards, 20 TDs and 10 interceptions as a senior ... also led the team in rushing with 183 carries for 1,204 yards and 12 TDs in 2017 ... recorded five 200-yard passing games and six 100-yard rushing games as a senior ... ran 26 times for 142 yards and two TDs in the regional semifinals vs. Amarillo Tascosa ... hit 27-of-46 throws for 285 yards and three scores in the area round of the playoffs vs. Denton Guyer, including the game-winning 15-yard TD strike in the third overtime; produced 460 yards total offense, including 175 rushing yards ... amassed a career-best 510 yards total offense in a 34-29 win over DeSoto; connected on 28-of-36 passes for a career-high 435 yards and four scores, including the game-winning 35-yard toss with :06 left in the fourth quarter ... scored a career-best three rushing TDs vs. South Grand Prairie ... rolled up 417 yards total offense in the 2018 season opener vs. Union (Oklahoma); threw for 200 yards and three TDs with one interception and carried 25 times for a career-high 217 yards ... completed 56-of-97 passes (.577) for 944 yards, 11 TDs and five interceptions as a junior ... picked up 771 rushing yards on 104 attempts and scored four TDs in 2017 ... went 17-of-18 passing for a season-high 245 yards and four scores vs. Midlothian ... posted four 100-yard rushing games, including a 147-yard, two-TD performance vs. Mansfield Timberview ... finished his prep career with 6,182 yards total offense, 65 total TDs (34 passing and 31 rushing), 3,576 passing yards and 2,606 rushing yards

ROGERS CAREER STATISTICS

| PASSING | | | | | | | | | |
|---------------|--------------|------------|------------|-------------|-------------|-----------|-----------|--------------|-----------------------|
| YEAR | G/GS | CMP | ATT | PCT | YDS | INT | TD | EFF. | LP/OPPONENT |
| 2021 (ULM) | 12/6 | 115 | 181 | .635 | 1301 | 3 | 9 | 137.0 | 81/USA (10/23/21) |
| 2022 (ULM) | 12/12 | 216 | 320 | .675 | 2403 | 7 | 15 | 141.7 | 89/UL-L (9/24/22) |
| CAREER | 24/18 | 331 | 501 | .661 | 3704 | 10 | 24 | 140.0 | 89/UL-L (2022) |


| RUSHING | | | | | | |
|---------------|--------------|------------|------------|-------------|----------|--------------------------------|
| YEAR | G/GS | ATT | YD | AVG/A | TD | LP/OPPONENT |
| 2021 (ULM) | 12/6 | 139 | 357 | 2.57 | 1 | 24/Arkansas St. (11/13/21) |
| 2022 (ULM) | 12/12 | 145 | 353 | 2.43 | 5 | 34/Southern Miss (11/26/22) |
| CAREER | 24/18 | 284 | 710 | 2.50 | 6 | 34/Southern Miss (2022) |



22
LUKE ROSSLEY
WR • 5-11 • 178 • R-FR. • RS
HIGHLAND PARK, TEXAS (HS)

2022: Did not see game action ... redshirted

Prior to UNT: Prepped at Highland Park High for coach Randy Allen ... helped team to 10-2 record in 2021 ... tallied 24 catches for 269 yards and one touchdown as a senior



10
JACE RUDER
QB • 6-2 • 222 • SR. • 1L
NORTON, KANSAS (NORTH CAROLINA)

2022: Did not see action

2021: Played in eight games and started the first four games of season ... Completed 53 of 98 passes for 571 yards, three touchdowns and five interceptions with 25 rushes for 68 yards ... Completed one of two passes for 14 yards with three rushes for 20 yards at FIU on 11/20 ... Completed one attempt for 13 yards with a rush for three yards against Marshall on 10/15 ... Completed three of ten passes for 13 yards with two rushes for eight yards at Louisiana Tech on 9/25 ... Completed six of 13 passes for 34 yards, a touchdown and an interception with six rushes for -1 yard against UAB on 9/18 ... Completed 32 of 51 passes for 366 yards, a touchdown and two interceptions with ten rushes for 15 yards at SMU on 9/11 ... Completed ten of 21 passes for 131 yards, a touchdown and two interceptions with three rushes for 23 yards against Northwestern State on 9/04

Prior to UNT: Played three seasons at North Carolina ... saw action in six games from 2018-20 ... Saw snaps against Syracuse, Duke and Western Carolina in 2020 as the backup quarterback ... Played in only two games in 2019 before suffering a season-ending injury ... Redshirted the 2018 season ... prepped at Norton (Kansas) High School ... Four-star prospect who is ranked No. 12 nationally as a dual-threat quarterback and No. 190 overall by Rivals ... Rated as the No. 317 player in the country, the No. 16 dual-threat quarterback and the No. 1 player in Kansas by the 247Sports composite ... Considered the No. 23 quarterback and the top player in Kansas by ESPN.com ... Threw for 1,232 yards and 13 TDs and ran for 1,032 yards and 15 scores as a senior

RUDER CAREER STATISTICS

| PASSING | | | | | | | | | |
|---------------|-------------|-----------|------------|-------------|------------|----------|----------|--------------|----------------------|
| YEAR | G/GS | CMP | ATT | PCT | YDS | INT | TD | EFF. | LP/OPPONENT |
| 2018 (UNC) | 1/0 | 4 | 5 | 80.0 | 80 | 0 | 1 | 280.4 | 44/GT (11/3/18) |
| 2019 (UNC) | 2/0 | 1 | 2 | 50.0 | 7 | 0 | 0 | 79.4 | 7/Wake (9/13/19) |
| 2020 (UNC) | 3/0 | 2 | 3 | 66.7 | 11 | 0 | 0 | 97.5 | 8/Syracuse (9/12/20) |
| 2021 | 8/4 | 53 | 98 | 54.1 | 571 | 5 | 3 | 102.9 | 45/SMU (9/11/21) |
| 2022 | | | | | | | | DNP | |
| CAREER | 14/4 | 60 | 108 | 55.6 | 669 | 5 | 4 | 130.9 | 45/SMU (2021) |

| RUSHING | | | | | | |
|---------------|-------------|-----------|------------|------------|----------|------------------------------|
| YEAR | G/GS | ATT | YD | AVG/A | TD | LP/OPPONENT |
| 2018 (UNC) | 1/0 | 3 | 21 | 7.0 | 0 | 13/GT (11/3/18) |
| 2019 (UNC) | 2/0 | 4 | 22 | 5.5 | 0 | 22/Wake Forest (9/13/19) |
| 2020 (UNC) | 3/0 | 4 | -3 | -0.8 | 0 | 7/Duke (11/7/20) |
| 2021 | 8/4 | 25 | 68 | 2.7 | 0 | 13/Northwestern St. (9/4/21) |
| 2022 | | | | | | DNP |
| CAREER | 14/4 | 36 | 108 | 3.0 | 0 | 22/Wake Forest (2019) |

PLAYERS



PLAYERS



79
HOWARD SAMPSON
OL • 6-8 • 325 • R-FR. • RS
HUMBLE, TEXAS (HS)

2022: Played in two games ... redshirted ... made UNT debut against Texas Southern ... also saw snaps against FIU

Prior to UNT: Played at Humble High School for coach Marcus Schulz ... named second team All-District ... helped team to 11 wins as a sophomore ... also had offers from Grambling, Texas Southern and Texas State



56
DAMEON SMALLWOOD
OL • 6-3 • 318 • R-FR. • HS
DENISON, TEXAS (HS)

2022: Did not see game action ... redshirted

High School: Prepped at Denison High School under coach Brent Whitson ... Led team to 7-4 record ... first team all-district pick following junior and senior seasons ... three-star prospect according to ESPN ... rated No. 228 in Texas ... Rivals rates as three stars ... Earned three-star ranking from 247 Sports ... No. 219 in Texas ... also played basketball ... picked UNT over Liberty and New Mexico

SAMPSON CAREER STATISTICS

OFFENSIVE

| YEAR | G/GS |
|--------|------|
| 2022 | 2/0 |
| CAREER | 2/0 |



17
LANDON SIDES
WR • 5-11 • 179 • FR. • HS
DENTON, TEXAS (GUYER HS)

High School: Prepped at Denton Guyer High for coach Reed Heim ... led team to 14-1 record, including 7-0 in district as a senior ... helped team average 46 ppg ... finished the season with 60 receptions for 1,358 yards and 16 touchdowns ... multiple touchdowns in six games ... set Guyer single-season record for receiving yards ... season-high 183 yards on five catches and two TD against McKinney ... All-State honoree ... first team all-district selection ... Dallas Morning-News All-Area pick ... 14 catches for 295 yards and four scores during his junior season in 2021 ... rated three stars by 247 Sports ... Also competes in track and field ... Ran junior 100-meter times of 10.54 and 10.98 in Spring 2022 ... Texas 6A regional qualifier in the 300 hurdles (38.52PR) ... long jumped 22-9.5 and triple jumped 42-1 ... rated three stars by Dave Campbell's Texas Football ... earned three stars from 247 Sports ... No. 228 in Texas ... three-star prospect according to On3 ... No. 100 in Texas



15
JORDAN SMART
WR • 5-10 • 185 • JR. • 1L
ROUND ROCK, TEXAS (UT PERMIAN BASIN)

2022: Played in 11 games with one start ... 21 receptions for 331 yards and a touchdown ... long reception of 53 yards ... also rushed one time for four yards ... 46 kick return yards ... 381 all-purpose yards ... five receptions for 82 yards at Memphis ... five catches for 76 yards and a touchdown against FIU ... three receptions for 94 yards in Frisco Bowl against Boise State

Prior to UNT: Played two seasons at UT Permian Basin in Odessa, Texas ... played in 11 games in 2021 with 11 starts ... led the team with 45 receptions for 587 yards and eight touchdowns ... averaged 118 ypg over the final three games of season ... scored five times in last three games ... season-high 156 yards and two scores in win at Midwestern State ... played in two games in spring 2021 season ... prepped at Round Rock High School under coach Jeff Cheatham ... helped team to 6-4 record as a senior in 2019 ... finished season with 67 carries for 670 yards and 17 touchdowns ... had 34 receptions for 403 yards and two scores ... totaled more than 1,906 all-purpose yards with 31 touchdowns in high school career ... also returned kicks for Round Rock

SMART CAREER STATISTICS

RECEIVING

| YEAR | G/GS | REC | YD | AVG | TD | LP/OPPONENT |
|-------------|-------|-----|-----|------|----|-----------------------------|
| 2020 (UTPB) | 2/0 | 0 | 0 | -- | 0 | -- |
| 2021 (UTPB) | 11/11 | 45 | 587 | 13.0 | 8 | 69/at Midwestern St. |
| 2022 | 11/1 | 21 | 331 | 15.8 | 1 | 53/Boise State (12/17/22) |
| CAREER | 24/12 | 66 | 918 | 13.9 | 9 | 69/at Midwestern St. (2021) |



50
KADE SINK
LB • 6-1 • 211 • FR. • HS
FRIENDSWOOD, TEXAS (BAY AREA CHRISTIAN)

High School: Played linebacker and tight end for Bay Area Christian in League City, Texas for coach Les Rainey ... led team to 9-4 record a senior ... 116 tackles with five sacks and 12 tackles for loss in 2022 ... added one safety and two interceptions ... 23 receptions for 340 yards with four scores ... also rushed 10 times for 90 yards with a touchdown ... three-time all-state ... honored on all-state team as both a linebacker and tight end ... also competed in wrestling and track

PLAYERS



PLAYERS



36
JAYLEN SMITH
LB • 5-11 • 214 • JR. • 2L
HAMILTON, ONT. (ST. THOMAS MORE)

2022: Played in all 14 games, primarily on special teams ... 15 tackles and 2.0 TFL ... had tackles in eight different games ... two tackles and TFL against Texas Southern ... two tackles at UTSA ... four tackles and a TFL against FIU

2021: Totaled 14 tackles over 13 appearances, mostly on special teams ... Led UNT with 12 special teams tackles on the season ... Had two tackles against UTSA on 11/27 ... Had three tackles at FIU on 11/20 ... Had two tackles against UTEP on 11/13 ... Had a tackle at Southern Miss. on 11/06 ... Had a tackle at Rice on 10/30 ... Had a tackle against Liberty on 10/23 ... Had two tackles at Louisiana Tech on 9/25 ... Had a tackle against Northwestern State on 9/04


High School: Prepped at St. Thomas More in Oakdale, Connecticut ... Spent junior season at IMG Academy in Bradenton, Fla.

| SMITH CAREER STATISTICS | | | | | | | | | |
|-------------------------|------|----|----|----|--------|--------|-------|-----|--------|
| DEFENSIVE | | | | | | | | | |
| YEAR | G/GS | UT | AT | TT | TFL-YD | QBS-YD | FF/FR | PBU | INT-YD |
| 2021 | 13/0 | 8 | 6 | 14 | 0-0 | 0-0 | 0/0 | 0 | 0-0 |
| 2022 | 14/0 | 7 | 8 | 15 | 2.0-2 | 0-0 | 0/0 | 0 | 0-0 |
| CAREER | 27/0 | 15 | 14 | 29 | 2.0-2 | 0-0 | 0/0 | 0 | 0-0 |



13
JOSH SMITH
TE • 6-0 • 234 • SO. • JC
TAMPA, FLA. (COLLEGE OF THE CANYONS)

Prior to UNT: Spent one season at College of the Canyons in Santa Clarita, Calif. ... played for coach Ted Iacenda ... finished season with nine receptions for 106 yards and two touchdowns ... best game was four catches for 94 yards and two scores against Southwestern ... redshirted in 2021 at Independence Community College ... prepped at Gaither High in Tampa, Fla. for coach Kirk Karsen ... 20 receptions for 228 yards and four scores as a senior ... 14 catches for 215 yards with two touchdowns



91
KEITH SMITH
DL • 6-2 • 255 • FR. • HS
DALLAS, TEXAS (SOUTH OAK CLIFF HS)

High School: Starred for powerhouse South Oak Cliff in Dallas for coach Jason Todd ... helped team to 13-3 record and second-straight state title ... first team All-State ... 81 tackles, 25.0 TFL and 12.0 sacks as a senior ... forced two fumbles and recovered three fumbles ... first team all-district ... As a junior, registered 64 tackles, 19 TFL, five sacks, two forced fumbles, and three recoveries ... Helped South Oak Cliff to a 15-1 record and the Texas 5A D-II state championship ... rated three stars by ESPN ... No. 231 in Texas ... No. 94 defensive tackle in US ... earned three-star rating from 247 Sports ... No. 203 in Texas ... No. 131 defensive lineman nationally ... three-star ranking from Dave Campbell's Texas Football ... rated three stars by On3



11
PATRICK SMITH
S • 5-9 • 184 • R-FR. • RS
SUGAR LAND, TEXAS (CLEMENTS HS)

2022: Saw action in four games ... preserved redshirt ... made UNT debut against FAU ... also saw action against LA Tech, TUSA and WKU ... registered tackles against LA Tech and WKU.

High School: Prepped at Fort Bend Clements High School in Sugar Land, Texas for coach Bobby Darnell ... Helped team to 7-4 record in 2021 ... Led team to first playoff appearance since 2007 ... Named Texas District 20-6A Offensive MVP as a senior ... Selected first-team all-district selection at both WR and S ... Had 62 tackles with seven pass breakups, two forced fumbles, one fumble recovery and two interceptions ... Added two kick return touchdowns ... On offense, had 49 receptions for 890 yards and 10 touchdowns ... had more than 1,300 all-purpose yards and 13 total touchdowns ... Had 42 tackles and two interceptions as a junior ... rated three stars by Dave Campbell's Texas Football ... earned three star rating from ESPN ... No. 229 in Texas ... picked UNT over San Diego State, Air Force and Army

| SMITH CAREER STATISTICS | | | | | | | | | |
|-------------------------|------|----|----|----|--------|--------|-------|-----|--------|
| DEFENSIVE | | | | | | | | | |
| YEAR | G/GS | UT | AT | TT | TFL-YD | QBS-YD | FF/FR | PBU | INT-YD |
| 2022 | 4/0 | 0 | 2 | 2 | 0-0 | 0-0 | 0/0 | 0 | 0-0 |
| CAREER | 4/0 | 0 | 2 | 2 | 0-0 | 0-0 | 0/0 | 0 | 0-0 |

PLAYERS



PLAYERS



70
ISAAC SOHN
OL • 6-5 • 271 • FR. • HS
ALEDO, TEXAS (HS)

Prior to UNT: Anchored the offensive line at Aledo High for coach Tim Buchanan ... helped team to 15-2 record as a senior ... team won 2022 state championship ... second team All-State ... first team Academic All-State ... first team all-district ... rated three stars by 247 Sports ... No. 270 in Texas ... No. 125 interior offensive lineman in the country ... rated three stars by On3 ... No. 224 in Texas ... No. 103 offensive tackle nationally ... rated three stars by Dave Campbell's Texas Football ... No. 7 offensive tackle in Texas ... Primarily played left tackle as a junior ... Helped Aledo to a Texas 5A D-II third-round playoff appearance ... also throws the shot put and plays basketball



17
TAYLOR STARLING
CB • 5-9 • 163 • FR. • HS
DALLAS, TEXAS (SOUTH OAK CLIFF HS)

High School: Prepped at South Oak Cliff for coach Jason Todd ... helped team to 13-3 record and second-straight state title ... 74 tackles with three interceptions and three PBU as a senior ... first team All-District honoree ... rated three stars by 247 Sports ... No. 78 in Texas ... No. 59 corner nationally ... earned three-star rating from ESPN ... No. 176 in Texas ... No. 94 at corner in the country ... rated three stars by Dave Campbell's Texas Football ... No. 86 in Dallas Morning-News Top 100 for Class of 2023 ... three stars by On3 ... Played multiple DB spots and got limited offensive snaps at receiver as a junior ... 51 tackles with two interceptions in 2021 ... Helped South Oak Cliff to a 15-1 record and the Texas 5A D-II state title ... ran a 10.49 100 at the Texas 5A Region II meet in April 2022



41
COREY SWINEY
S • 5-10 • 186 • FR. • HS
PEARLAND, TEXAS (SHADOW CREEK HS)

High School: Prepped at Shadow Creek High in Pearland, Texas for coach Brad Butler ... helped team to 11-1 record as a senior ... 37 tackles and one fumble recovery ... second team all-district ... finished high school career with 115 tackles and 5.0 tackles for loss ... added six pass breakups ... four fumble recoveries and two forced fumbles ... returned one fumble for a touchdown




86
KADEN TAYLOR
WR • 5-9 • 160 • SO. • TR
AZLE, TEXAS (NORTHWESTERN OKLAHOMA ST.)

Prior to UNT: Spent the 2022 season at Northwestern Oklahoma State ... caught seven passes for 44 yards on the year ... also returned kicks, averaging 22.3 yards per return, including a 90-yard return for a touchdown ... prepped at Azle HS ... earned DFW Offensive Player of the Week honors from the Fort Worth Star-Telegram

TAYLOR CAREER STATISTICS

| RECEIVING | | | | | | |
|-----------|------|-----|----|-----|----|---------------------------|
| YEAR | G/GS | REC | YD | AVG | TD | LP/OPPONENT |
| 2022 | 7/0 | 7 | 44 | 6.3 | 0 | 14/Southern Ark. (9/2/22) |
| CAREER | 7/0 | 7 | 44 | 6.3 | 0 | 14/Southern Ark. (9/2/22) |



5
RIDGE TEXADA
CB • 5-8 • 181 • JR. • 2L
FRISCO, TEXAS (MCNEESE STATE)

2022: Played in 14 games with 12 starts ... First Team All-CUSA (Coaches, PFN) ... Third Team All-CUSA (PFF, Phil Steele) ... PFN Cornerback of the Year ... C-USA Defensive Player of the Week (10/3/22) ... 43 tackles and three interceptions on the year ... had three TFL ... led CUSA with 15 PBU ... four tackles at UTEP ... three tackles against SMU ... two PBU at Memphis ... four tackles and two interceptions against Florida Atlantic ... had four PBU in the game ... totaled 118 return yards and one touchdown against the Owls ... six tackles and a pick at UTSA ... three stops and a TFL at WKU ... six tackles against Rice ... three tackles in CUSA Championship game ... three tackles in Frisco Bowl against Boise State

2021: Played in 13 games with three starts ... Had 19 tackles, a TFL and two pass breakups ... Made a tackle at FIU on 11/20 ... Made six tackles and a pass breakup against UTEP on 11/13 ... Made three tackles at Southern Miss. on 11/6 ... Made seven tackles and a TFL at Rice on 10/30 in his first start of season ... Made a pass breakup against Liberty on 10/23 ... Made a tackle at Missouri on 10/9 ... Made a tackle at Northwestern State on 9/04

Prior to UNT: Played in seven games with one start as a corner at McNeese State in 2020 ... Finished with 10 tackles ... Season-best three tackles at Southeastern Louisiana on March 6 ... Played at Frisco Centennial High School for coach Matt Webb ... First Team All-District at both cornerback and wide receiver ... Led Frisco Centennial in receiving (437 yards) and total eight touchdowns (six receiving and two rushing) ... also picked off four passes

TEXADA CAREER STATISTICS

| DEFENSIVE | | | | | | | | | |
|------------|-------|----|----|----|--------|--------|-------|-----|--------|
| YEAR | G/GS | UT | AT | TT | TFL-YD | QBS-YD | FF/FR | PBU | INT-YD |
| 2020 (MSU) | 7/1 | 9 | 1 | 10 | 0-0 | 0-0 | 0/0 | 0 | 0-0 |
| 2021 | 13/3 | 12 | 7 | 19 | 1.0-2 | 0-0 | 0/0 | 2 | 0-0 |
| 2022 | 14/12 | 38 | 5 | 43 | 3.0-9 | 0-0 | 0/0 | 15 | 3-124 |
| CAREER | 34/16 | 59 | 13 | 72 | 4.0-11 | 0-0 | 0/0 | 17 | 3-124 |



PLAYERS



6
LORONZO THOMPSON
CB • 5-11 • 169 • JR. • 3L
FRIENDSWOOD, TEXAS (CLEAR BROOK HS)

2022: Saw action in 14 games, primarily on special teams ... had tackles in six games ... season-high two stops against FIU

2021: Played in nine games with one start ... caught one pass for a yard and a rush for 32 yards with a start at WR before switching to defense and having four tackles and a forced fumble ... Had a tackle and a forced fumble against UTSA on 11/27 ... Had a tackle against UTEP on 11/13 ... Had a tackle at Southern Miss. on 11/06 ... Had a tackle at Rice on 10/30 ... Caught a one-yard pass and rushed once for 31 yards at SMU on 9/11

2020: Appeared in all 10 games with three starts ... Recorded 13 tackles, 0.5 for loss and a pass break-up ... Started at wide receiver in the Myrtle Beach Bowl vs. Appalachian State on 12/21 and caught five balls for 44 yards and two touchdowns ... Had four tackles in the win vs. UTEP on 12/11 ... Had five tackles, 0.5 for loss and a pass break-up in his first career start vs. Louisiana Tech on 12/3 ... Had three tackles at UTSA on 11/28 ... Made his collegiate debut and recorded a tackle in the season-opening win vs. HBU on 9/5

High School: Rated a three-star prospect by 247Sports and ESPN ... 247 ranks him as the No. 218 player in the state of Texas and No. 222 receiver in the nation ... No. 76 on Vype Houston's Hot 100 2020 recruits ... 2019 Second Team All-District 24-6A ... Two-time letter winner at Clear Brook HS, hauled in 96 catches for 1,191 yards and 15 total touchdowns (12 receiving) in two varsity seasons ... Appeared in 10 games as a senior where he hauled in 42 catches for 578 yards (57.8 YPG) and six touchdowns, also accounted for two touchdowns on six carries and added 99 rushing yards ... As a junior he hauled in 54 catches for 613 yards (55.7 YPG) and six touchdowns, added 115 rushing yards on 27 carries with a touchdown ... Held offers from Baylor, ULM, Memphis, Southern Miss, Texas State, Tulsa, Utah and Utah State.

THOMPSON CAREER STATISTICS

| RECEIVING | | | | | | |
|---------------|-------------|----------|-----------|------------|----------|-----------------------------|
| YEAR | G/GS | REC | YD | AVG | TD | LP/OPPONENT |
| 2020 | 10/3 | 5 | 44 | 8.8 | 2 | 16/App. State (12/21/20) |
| 2021 | 9/1 | 1 | 1 | 1.0 | 0 | 1/SMU (9/11/21) |
| 2022 | 0/0 | 0 | 0 | 0.0 | 0 | N/A |
| CAREER | 19/4 | 6 | 45 | 7.5 | 2 | 16/App. State (2020) |

| DEFENSIVE | | | | | | | | | |
|---------------|-------------|-----------|-----------|-----------|--------------|------------|------------|----------|------------|
| YEAR | G/GS | UT | AT | TT | TFL-YD | QBS-YD | FF/FR | PBU | INT-YD |
| 2020 | 10/3 | 7 | 7 | 14 | 0.5-1 | 0-0 | 0/0 | 1 | 0-0 |
| 2021 | 9/1 | 3 | 1 | 4 | 0-0 | 0-0 | 1/0 | 0 | 0-0 |
| 2022 | 14/0 | 3 | 4 | 7 | 0-0 | 0-0 | 0/0 | 0 | 0-0 |
| CAREER | 33/4 | 13 | 12 | 25 | 0.5-1 | 0-0 | 1/0 | 1 | 0-0 |



29
CHRISTIAN TRAYLOR
CB • 5-8 • 188 • SO. • HS
ARLINGTON, TEXAS (MARTIN HS)

2022: Did not see game action.

High School: Prepped at Martin HS in Arlington under legendary head coach Bob Wagner ... finished his career with 86 tackles, 68 of which were solo stops in three seasons ... had three interceptions and two fumble recoveries in his career ... finished his senior season with 33 total tackles and three interceptions ... helped Martin finish 11-2 overall and win the 4-6A title his senior season.



51
FATAFEHI VAILEA
DL • 6-1 • 282 • SO. • 1L
OAKLAND, CALIF. (DESERT PINES HS)

2022: Played in 14 games with 11 starts ... Conference USA All-Freshman team ... 44 tackles, 1.5 TFL, 0.5 sacks ... also forced a fumble ... recorded at least two tackles in 11 games ... four stops against Texas Southern ... five tackles at Memphis ... five stops and half a sack against FAU ... season-best six tackles at UTSA and at UAB ... four tackles in CUSA Championship game ... three stops in Frisco Bowl against Boise State

2021: Did not appear for the Mean Green in 2021 ... redshirted

High School: Rated a three-star prospect by 247Sports Composite ... Rated by 247 as the No. 109 defensive tackle in the class of 2021 and No. 15 prospect in the state of Nevada ... Served as a run-stopper as a three-year letter winner for Desert Pines High School in Las Vegas ... Senior season was canceled due to COVID-19 concerns ... Registered 13 tackles and three tackles for loss in seven games as a junior in 2019 ... Four-time Academic Honor Roll ... Held offers from Charlotte, Idaho, Nevada, Northern Colorado and San Diego State ... Cousin Amini Silatolu played in the NFL for the Carolina Panthers and Chicago Bears

VAILEA CAREER STATISTICS

| DEFENSIVE | | | | | | | | | |
|---------------|--------------|-----------|-----------|-----------|--------------|--------------|------------|----------|------------|
| YEAR | G/GS | UT | AT | TT | TFL-YD | QBS-YD | FF/FR | QBH | INT-YD |
| 2022 | 14/11 | 15 | 29 | 44 | 1.5-7 | 0.5-5 | 1/0 | 1 | 0-0 |
| CAREER | 14/11 | 15 | 29 | 44 | 1.5-7 | 0.5-5 | 1/0 | 1 | 0-0 |

PLAYERS



PLAYERS



60

PAULA VAIPULU


OL • 6-3 • 300 • JR. • TR.
CHANNELVIEW, TEXAS (GEORGIA TECH)

Prior to UNT: Spent three seasons at Georgia Tech ... saw action in 18 games with nine starts during his time in Atlanta ... played in nine games with four starts in 2022 ... saw action in eight games in 2021 with five starts ... appeared in only one game in 2020 ... Prepped at Channelview High School for coach Averion Hurts ... Rated as a three-star prospect by Rivals, 247Sports and ESPN ... Tabbed as the No. 18-ranked center in the nation and a top 100 player in the state of Texas by 247Sports ... First-team all-district honoree ... Three-year letterwinner ... Team captain ... Selected to play in 2020 Polynesian Bowl, which will be played on Jan. 18, 2020 at Aloha Stadium in Honolulu, Hawaii and be televised nationally on CBS Sports Network ... cousin of UNT legend Manase Mose

VAIPULU CAREER STATISTICS

OFFENSIVE

| YEAR | G/GS |
|-----------|------|
| 2020 (GT) | 1/0 |
| 2021 (GT) | 8/5 |
| 2022 (GT) | 9/4 |
| CAREER | 18/9 |



43

JAX VAN ZANDT

LB • 6-0 • 219 • R-FR. • RS
ALABASTER, ALA. (THOMPSON HS)

2022: Missed season due to injury ... redshirted

High School: Starred at Thompson High School in Alabaster, Ala. for coach Mark Freeman ... Helped team to 13-1 record and Class 7A state championship as a senior ... Totaled 15 tackles for loss and four sacks as part of 85 total tackles ... Selected for Alabama-Mississippi All-Star Game ... Second team All-County honoree ... 102 tackles and 10.5 TFL as a junior ... Won three state titles at Thompson High ... Finished with 79 tackles and 9.5 TFL in 2019 ... Rated three stars by 247 Sports and the No. 68 player in Alabama ... ESPN's No. 59 player in Alabama ... Enrolled early in January 2022 ... Picked UNT over UAB and Maryland



72

ISAIAH VILLANUEVA

OL • 6-2 • 279 • R-FR. • RS
KATY, TEXAS (PAETOW HS)


2022: Saw action in one game ... redshirted ... made UNT debut against Texas Southern

High School: Starred at Paetow High in Katy, Texas, for coach BJ Gotte ... Helped lead program to a 15-1 record an 5A UIL State Championship in 2021 ... Paved the way for a pair of running backs who broke 1,000 yards

VILLANUEVA CAREER STATISTICS

OFFENSIVE

| YEAR | G/GS |
|--------|------|
| 2022 | 1/0 |
| CAREER | 1/0 |



8

DAMON WARD

WR • 5-11 • 210 • JR. • 2L
BEAUMONT, TEXAS (WEST BROOK HS)

2022: Saw action in 14 games with nine starts ... 26 receptions for 378 yards with three touchdowns ... long reception of 56 yards ... three receptions for 45 yards in opener with UTEP .. two catches for 26 yards and a touchdown at Memphis ... career-best four catches for 101 yards and a score at WKU ... six receptions for 58 yards with a touchdown at UAB ... two catches for 54 yards in Frisco Bowl against Boise State

2021: Played in 12 games with eight starts ... Caught 21 passes for 311 yards and two touchdowns ... Had season-high six receptions for 70 yards against Miami in Frisco Football Classic ... Caught one pass for 26 yards at FIU on 11/20 ... Caught three passes for 39 yards at Southern Miss. on 11/06 ... Caught four passes for 57 yards against Liberty on 10/23 ... Caught two passes for 17 yards against Marshall on 10/15 ... Caught two passes for 81 yards and a touchdown at Missouri on 10/09 ... Caught an eight-yard touchdown at Louisiana Tech on 9/25 ... Caught two passes for 13 yards against UAB on 9/18

2020: Did not appear for the Mean Green due to injury

2019: Redshirted during his first year on campus

High School: Rated a 3-star recruit by ESPN, 247Sports, Rivals and 247Sports Composite ... Ranked the No. 177 wide receiver in the nation and the No. 220 recruit in Texas by ESPN ... Ranked the No. 184 wide receiver in the nation and the No. 201 recruit in Texas by 247Sports Composite ... Ranked the No. 165 wide receiver in the nation and the No. 173 recruit in Texas by 247Sports ... As a senior, played in only two games and had three receptions for 40 yards ... Also competes in long jump and triple jump in high school ... Received offers from Louisiana-Monroe, New Mexico State, Southern Miss, UTEP and Sam Houston State.

D. WARD CAREER STATISTICS

RECEIVING

| YEAR | G/GS | REC | YD | AVG | TD | LP/OPPONENT |
|--------|------|-----|-----|------|----|---------------------------|
| 2019 | | | | | | DNP - Redshirted |
| 2020 | | | | | | DNP |
| 2021 | 12/8 | 21 | 311 | 14.8 | 2 | 77/Missouri (10/9/21) |
| 2022 | 14/9 | 26 | 378 | 14.5 | 3 | 56/Western Ky. (10/29/22) |
| CAREER | 12/8 | 21 | 311 | 14.8 | 2 | 77/Missouri (2021) |




PLAYERS



30
GRAYSON WARD
S • 5-6 • 188 • R-FR. • RS
AUBREY, TEXAS (HS)

2022: Did not see game action ... redshirted

High School: Played at Aubrey High for coach Keith Ivy ... helped Aubrey to a 12-2 record in 2021 ... also played baseball and basketball.



32
ETHAN WESLOSKI
LB • 6-1 • 229 • R-FR. • RS
MCKINNEY, TEXAS (BOYD HS)

2022: Played in two games ... made his UNT debut against FIU ... also saw action in UAB game

High School: Prepped at McKinney Boyd High School for coach Joe McBride Helped team to 8-3 record in 2021 ... finished with 146 tackles, 17 sacks and 42 TFL ... also had nine forced fumbles and two interceptions ... first team All-District ... also an academic all-district pick ... had 140 tackles, 12 TFL and four sacks in 2020 ... named district defensive player of the year ... also an all-district baseball player ... selected UNT over Air Force and Navy



27
HAROLD WEST
S • 6-1 • 188 • JR. • 2L
ARLINGTON, TEXAS (LAMAR HS)

2022: Saw action in 12 games ... registered tackles in seven games ... two tackles against Texas Southern, WKU and FIU

2021: Made 10 appearances as a freshman ... Totaled 13 tackles with an interception returned for 23 yards ... Made two tackles at Rice on 10/30 ... Made three tackles against Liberty on 10/23 ... Made four tackles and first career interception against Marshall on 10/15 ... Returned the pick for 23 yards against the Herd ... Made two tackles against Northwestern State on 9/04

High School: Rated a three-star prospect by 247Sports ... Rated by 247 as the No. 121 safety in the class of 2021 and No. 218 prospect in Texas ... Named the Defensive Player of the Week (10/4/20) by the Dallas Morning News for intercepting two passes in the second half of a win over Waxahachie ... His first interception of the night was returned for a 100-yard touchdown, and his second takeaway was returned another 90 yards ... He also collected 10 tackles in the game ... Held offers from Grambling State, Houston Baptist, Illinois State and Liberty

WEST CAREER STATISTICS

| DEFENSIVE | | | | | | | | | |
|-----------|------|----|----|----|--------|--------|-------|-----|--------|
| YEAR | G/GS | UT | AT | TT | TFL-YD | QBS-YD | FF/FR | PBU | INT-YD |
| 2021 | 10/0 | 10 | 3 | 13 | 0-0 | 0-0 | 0/0 | 0 | 1-23 |
| 2022 | 12/0 | 7 | 3 | 10 | 0-0 | 0-0 | 0/0 | 0 | 0-0 |
| CAREER | 22/0 | 17 | 6 | 23 | 0-0 | 0-0 | 0/0 | 0 | 1-23 |



93
DRUMANI WEST-ASOMA
DL • 6-3 • 223 • FR. • HS
MANSFIELD, TEXAS (HS)

High School: Played at Mansfield High for coach Gregory George ... helped team to 7-4 record as a senior



57
AUSTIN WILLIAMS
LB • 5-11 • 227 • SO. • HS
IRVING, TEXAS (HS)

High School: Prepped at Irving High School under head coach David Munoz ... Finished his career with 55 solo tackles, 1.0 sack, two fumble recoveries and two pass breakups ... Had 48 tackles, all solo his senior season.



4
DILLON WILLIAMS
S • 5-11 • 178 • SO. • 1L
NACOGDOCHES, TEXAS (HS)

2022: Saw action in three games ... earned redshirt

2021: Appeared in 11 games on special teams and as a reserve defensive back ... totaled seven tackles on the year ... Made one tackles at Southern Miss. on 11/06 ... Made three tackles against Liberty on 10/23 ... Made two tackles at Missouri on 10/09 ... Made a tackle at Louisiana Tech on 9/25

High School: Rated as a three-star prospect by the 247Sports Composite, as the 66th ranked safety prospect in the country, a top-120 prospect in the state of Texas (regardless of position), and ranks 848th among all 2021 prospects (regardless of position) ... Registered 28 tackles (22 solo), three tackles for loss and six interceptions as a senior at Nacogdoches High School ... Earned First Team All-District 9-5A honors (Division II) as a senior in 2020, and as a junior in 2019 ... Also lettered in Baseball and Track and Field ... Member of the Nacogdoches High School FCA

WILLIAMS CAREER STATISTICS

| DEFENSIVE | | | | | | | | | |
|-----------|------|----|----|----|--------|--------|-------|-----|--------|
| YEAR | G/GS | UT | AT | TT | TFL-YD | QBS-YD | FF/FR | PBU | INT-YD |
| 2021 | 11/0 | 6 | 1 | 7 | 1.0-1 | 0-0 | 0/0 | 0 | 0-0 |
| 2022 | 3/0 | 0 | 0 | 0 | 0-0 | 0-0 | 0/0 | 0 | 0-0 |
| CAREER | 14/0 | 6 | 1 | 7 | 1.0-1 | 0-0 | 0/0 | 0 | 0-0 |

PLAYERS



PLAYERS



1
LOGAN WILSON
S • 5-10 • 170 • JR. • 1L
DALLAS, TEXAS (ULM)

2022: Honorable mention All-CUSA (Coaches) ... named C-USA Defensive Player of the Week (10/31/22) ... played in 14 games with 10 starts ... finished season with 51 tackles and two interceptions ... had five PBU ... one forced fumble ... one recovered fumble ... made first start at Memphis ... seven tackles against LA Tech ... two PBU vs. FAU ... eight tackles at UTSA ... Five tackles and interception at WKU ... also had two PBU ... three tackles and a pick against FIU ... five tackles and a forced fumble at UAB ... nine tackles in CUSA Championship game against UTSA ... five tackles in Frisco Bowl versus Boise State

2021: Sat out to satisfy NCAA transfer policy

Prior to UNT: Spent 2020 season at ULM, but opted out after four games ... Redshirted the 2019 season at Kansas State ... Played for the Falcons under head coach Michael Johnson at Bishop Dunne High School in Dallas ... Totaled 75 tackles in his career to go along with eight interceptions ... Had a great senior campaign by carding 36 tackles and five picks en route to second team all-state and first team all-district honors ... Helped Bishop Dunne earn an 11-3 record and a state championship ... Rated a three-star prospect by 247 Sports and the No. 120 player in Texas


WILSON CAREER STATISTICS

| DEFENSIVE | | | | | | | | | |
|---------------|--------------|-----------|-----------|-----------|------------|------------|------------|----------|-------------|
| YEAR | G/GS | UT | AT | TT | TFL-YD | QBS-YD | FF/FR | PBU | INT-YD |
| 2019 (KSU) | | | | | Redshirted | | | | |
| 2020 (ULM) | | | | | DNP | | | | |
| 2021 | | | | | DNP | | | | |
| 2022 | 14/10 | 31 | 19 | 50 | 0-0 | 0-0 | 1/1 | 5 | 2-14 |
| CAREER | 14/10 | 31 | 19 | 50 | 0-0 | 0-0 | 1/1 | 5 | 2-14 |



89
WEST WILSON
TE • 6-1 • 248 • FR. • HS
ALLEN, TEXAS (LOVEJOY HS)

High School: Two-way star at Lovejoy High School for coach Chris Ross ... led team to 8-4 record ... played both tight end and defensive end ... first team All-District selection ... 4 catches, 60 yards and two touchdowns in nine games ... missed multiple games due to injury ... had 41 tackles, 8 TFL, 5 sacks and a fumble recovery as a junior ... also participated in track and field



82
DORIAN WINDLEY
WR • 5-7 • 177 • SO. • HS
IRVING, TEXAS (RANCHVIEW HS)

2022: Did not see game action

High School: Played at Ranchview High School in Carrollton under head coach Terry Smith ... Was an All-State selection as a defensive back ... Earned First Team All-District honors as both a WR and a DB ... Academic All-State selection ... Standout on both sides of the ball, playing in 21 games in his career ... Totaled 72 tackles, 2.0 sacks, seven interceptions, three fumble recoveries and two blocked kicks on defense ... Racked up 1,618 all-purpose yards in his career with 1,021 receiving yards and 20 total touchdowns.

PLAYERS



PLAYERS



21
KEVIN WOOD
LB • 5-10 • 213 • SR. • 4L
CONVERSE, TEXAS (JUDSON HS)

2022: Played in nine games with six starts ... 55 tackles with 1.5 TFL, one sack and one interception ... had three hurries and one PBU ... 11 tackles against LA Tech ... tallied 11 stops at UTSA ... six tackles and interception against FIU ... one sack against Rice ... seven tackles in CUSA Championship game

2021: Saw action in 11 games, including eight starts ... Totaled 52 tackles, 1.5 TFL, 0.5 sack, a forced fumble and a fumble recovery with two interceptions and a quarterback hurry ... Had four tackles and 0.5 sack against Miami in the Frisco Football Classic on 12/23 ... Made two tackles with an interception returned for 75 yards at FIU on 11/20 ... Made eight tackles, a quarterback hurry and caught an interception against UTEP on 11/13 ... Made nine tackles with a TFL at Southern Miss. on 11/06 ... Made four tackles at Louisiana Tech on 9/25 ... Made five tackles against UAB on 9/18 ... Made eight tackles at SMU on 9/11 ... Made eight tackles and forced a fumble against Northwestern State on 9/04

2020: Appeared in nine games, two of which were starts ... Finished with 48 tackles (25 solo, 23 assisted), 4.5 tackles for loss, three sacks, two quarterback hurries and an interception while ... Had a solo tackle and a quarterback hurry in the Myrtle Beach Bowl vs. Appalachian State on 12/21 ... Had eight tackles, a quarterback hurry and his first career interception in the win vs. UTEP on 12/11 ... Had three tackles vs. Louisiana Tech on 12/3 ... Had four tackles at UTSA on 11/28 ... Had seven tackles, five being solo and one tackle for loss in the win vs. Rice on 11/21 ... Had four tackles, 0.5 for loss and 0.5 a sack in the win at Middle Tennessee on 10/17 ... Had three tackles and 0.5 tackle for loss vs. Charlotte on 10/10 ... Had a career and team-high 13 tackles, six being solo and one tackle for loss vs. SMU on 9/19 ... Had five tackles with 1.5 being for loss in the season-opening win vs. HBU on 9/5

2019: Named to the Conference USA All-Freshman team ... Finished with 17 tackles, two tackles for loss, two fumble recoveries and a forced fumble while appearing in all 12 games and making one start ... Had two tackles, one being for loss and a fumble recovery vs. UAB on 11/30 ... Made his first career start at Rice on 11/23 ... Had six tackles, 0.5 being for loss and forced a fumble at Louisiana Tech on 11/9 ... Recovered a fumble for the first time in his career in the win vs. UTEP on 11/2 ... Had two tackles in the win vs. Middle Tennessee on 10/19 ... Recorded a tackle at Southern Miss on 10/12 ... Recorded one tackle in the win vs. UTSA on 9/21 ... Had four tackles at California on 9/14 ... Recorded his first career tackle at SMU on 9/7 ... Made his collegiate debut in the win against Abilene Christian on 8/31

High School: Rated a 3-star recruit by ESPN, 247Sports and 247Sports Composite ... Ranked the No. 47 inside linebacker in the nation and the No. 226 recruit in Texas by ESPN ... Ranked the No. 97 inside linebacker in the nation and the No. 303 recruit in Texas by 247Sports Composite ... Ranked the No. 60 inside linebacker in the nation and the No. 185 recruit in Texas by 247Sports ... As a senior, had 73 solo tackles, 34 assisted, 15 tackles for loss, 17 QB hurries, four sacks, one forced fumble, one blocked punt, one interception and two passes defended ... Recorded at 4.65 seconds in the 40-yard dash, 4.2 seconds in the shuttle, 33-inch vertical leap, 245-pound bench press ... As a senior, had 78 solo tackles, 38 assisted, 15 tackles for loss, 19 QB hurries, four sacks, one forced fumble, one blocked punt and one interception ... As a junior, had 113 tackles, seven for loss, three sacks and two interceptions and was named first-team All-District 27-6A ... Received offers from Liberty, New Mexico State and Texas State.

WOOD CAREER STATISTICS

| DEFENSIVE | | | | | | | | | | |
|---------------|--------------|-----------|-----------|------------|---------------|---------------|------------|----------|-------------|--|
| YEAR | G/GS | UT | AT | TT | TFL-YD | QBS-YD | FF/FR | QBH | INT-YD | |
| 2019 | 12/1 | 10 | 7 | 17 | 2.0-3 | 0-0 | 1/2 | 0 | 0-0 | |
| 2020 | 9/2 | 25 | 23 | 48 | 4.5-8 | 0.5-1 | 0/0 | 2 | 1-1 | |
| 2021 | 12/7 | 25 | 23 | 48 | 1.5-7 | 0.5-5 | 1/1 | 1 | 2-75 | |
| 2022 | 9/6 | 25 | 30 | 55 | 1.5-9 | 1.0-8 | 0/0 | 3 | 1-8 | |
| CAREER | 42/16 | 88 | 84 | 172 | 9.5-27 | 2.0-14 | 2/3 | 6 | 4-84 | |



35
CHRIS WRIGHT
DL • 6-3 • 230 • SO. • 1L
ALEDO, TEXAS (HS)


2022: Saw action in two games ... made UNT debut against Texas Southern ... had one tackle against FIU

2021: Did not appear for the Mean Green in 2021 to preserve a redshirt

High School: Rated a three-star prospect by 247Sports Composite ... Rated by 247 as the No. 95 DE in the class of 2021 and No. 279 prospect in Texas ... Registered 33 tackles (22 solo, 11 assisted), seven tackles for loss, two sacks and a forced fumble in two varsity seasons ... Recorded 24 total tackles and five tackles for loss as a junior on a State Championship team for Aledo ... Held offers from Hampton and Texas Southern

WRIGHT CAREER STATISTICS

| DEFENSIVE | | | | | | | | | | |
|---------------|------------|----------|----------|----------|------------|------------|------------|------------|------------|--|
| YEAR | G/GS | UT | AT | TT | TFL-YD | QBS-YD | FF/FR | QBH | INT-YD | |
| 2022 | 2/0 | 1 | 0 | 1 | 0-0 | 0-0 | 0-0 | 0-0 | 0-0 | |
| CAREER | 2/0 | 1 | 0 | 1 | 0-0 | 0-0 | 0-0 | 0-0 | 0-0 | |



36
CADEN YATES
LS • 6-1 • 213 • FR. • HS
ARGYLE, TEXAS (HS)

Prior to UNT: Major contributor on defense and special teams at Argyle High School ... played for coach Todd Rodgers ... helped team to 14-1 record ... 94 total tackles including 55 solo stops ... tallied 6.0 sacks and one forced fumble ... 12.0 tackles for loss ... honorable mention All-District ... also played baseball and soccer

PLAYERS



COACHING STAFF



ERIC MORRIS
HEAD COACH
TEXAS TECH, 2008

Eric Morris was named the 20th head coach in UNT Football history on December 13, 2022.

A record-setting offensive play-caller with extensive experience in the state of Texas, Morris came to Denton following one season as offensive coordinator and quarterbacks coach at Washington State. He previously served as head coach at Incarnate Word in San Antonio for four seasons from 2018-21.

In his first season with Washington State, Morris engineered an offense that ranked first in the Pac 12 and 10th nationally in red zone efficiency, scoring 91.5 percent of its trips inside the 20. The Cougars' 52 points at Stanford were the most scored in a conference game since 2019, and the most in a road conference game since 2018.

Under his guidance, quarterback Cameron Ward, who followed Morris from UIW, passed for 23 touchdowns (6th, Pac-12; 29th, FBS) and completed 298 passes (2nd, Pac-12; 10th, FBS). Ward posted five games with at least one rushing and one passing touchdown.

Ward finished the regular season with 3,094 passing yards and 23 touchdowns to go with 285 rushing yards and five scores. He completed 64.1 percent of his passes.

The Cougars also displayed a rejuvenated ground game, as Jaylen Jenkins became the first WSU freshman with 100 or more rushing yards in a game since 2005 with 130 against USC. Nakia Watson was the first rusher with consecutive 100-yards games following 166 at Stanford and 116 in a win over Arizona State.

In his UIW tenure, Morris was twice named the Southland Conference Coach of the Year (2018, 2021). He led the Cardinals to two conference titles (2018, 2021), twice reached the FCS playoffs, and left UIW as the program record holder for victories with 24.

During his time in San Antonio, Morris posted a 24-18 record and orchestrated an offense that finished in the top 10 nationally for total offense in three of his four seasons, including leading the nation in 2020-21 at 552.3 yards per game. His teams finished in the top five in scoring both of his final two seasons, third in 2020-21 (42.0 ppg) and fifth in 2021 at 39.5 ppg.

In 2021, Morris guided the Cardinals to the Southland Conference title, reached the NCAA FCS Second Round, and finished with a 10-3 record, the winningest record in program history. Morris mentored longtime pupil Ward, who finished the season garnering Stats Perform FCS All-America Second Team honors as well as being named to the Hero Sports 2021 Sophomore All-American Team. Ward also received Southland Conference Offensive Player of the Year honors after breaking UIW program records for most career passing touchdowns and career passing yards, Ward was also a finalist for the Walter Payton Award.

Morris also oversaw the development of wide receiver Taylor Grimes, who earned multiple All-American honors in 2021 and was named Southland Conference Newcomer of the Year after setting single-season records for receiving yards (1,145) and touchdown receptions (15).

Morris guided the Cardinals to one of the best turnarounds in the FCS, being named the 2018 American Football Coaches Association (AFCA) Regional Coach of the Year, the 2018 Southland Conference Coach of the Year, and an Eddie Robinson Award finalist. That season he guided UIW to a 6-4 regular season record, a conference championship and the program's first FCS Playoff appearance in his first season.

Prior to Incarnate Word, Morris spent five seasons (2013-17) as the offensive coordinator at his alma mater, Texas Tech. During that time, Morris helped the Red Raiders to three bowl games and guided one of the top offenses in the nation. From 2013-17, Texas Tech's offense scored over 30 points per game all five seasons, and all five years was ranked among the top 16 teams in total offense, including leading the nation in 2016 at 564.4 yards per game. The Tech offense was highlighted by quarterback Patrick Mahomes, who Morris recruited and coached in Lubbock.

COACHES & STAFF



COACHING STAFF

Morris, a native of Shallowater, Texas, returned to his roots in West Texas after spending the 2012 season as the inside receivers coach for former Tech head coach Mike Leach at Washington State.

Prior to Pullman, Morris spent two years at the University of Houston, first as an offensive graduate assistant in 2010 and then as the offensive quality control assistant in 2011. Before joining the coaching profession, Morris played in the Canadian Football League in 2009.

Morris was a versatile, all-round player during his four seasons as a Red Raider wide receiver (2005-08). He was an All-Big 12 punt returner as a senior and was also a member of the 2007 Academic All-Big 12 first team.

Morris arrived at Tech following a stellar prep career at Shallowater High School where he was named the Lubbock Avalanche-Journal All-South Plains Super Team Offensive Player of the Year as a senior in 2003.

Morris received his bachelor's degree in communications studies from Texas Tech in 2008. He and his wife, Maggie, are parents to two sons, Jack and George.

THE MORRIS FILE

PERSONAL

Born: October 26, 1985
Family: Wife: Maggie; Children: Jack and George

EDUCATION

High School: Shallowater (Texas)
College: Texas Tech, 2008 (B.A. in Communications)

PLAYING EXPERIENCE

Texas Tech (2004-08), wide receiver
Saskatchewan Roughriders (2009), wide receiver

COACHING EXPERIENCE

2010 Houston, Quality Control
2011 Houston, Graduate Assistant
2012 Washington State, Inside Wide Receivers
2013 Texas Tech, Co-OC/Inside Wide Receivers
2014 Texas Tech, Offensive Coordinator/Wide Receivers
2015-17 Texas Tech, Offensive Coordinator/Inside Wide Receivers
2018-21 Incarnate Word, Head Coach
2022 Washington State, Offensive Coordinator/Quarterbacks
2023- UNT, Head Coach

POSTSEASON EXPERIENCE

2004 Holiday Bowl (player, Texas Tech)
2006 Cotton (player, Texas Tech)
2008 Gator (player, Texas Tech)
2009 Cotton (player, Texas Tech)
2012 Ticket City (coach, Houston)
2013 Holiday (coach, Texas Tech)
2015 Texas (coach, Texas Tech)
2017 Birmingham (coach, Texas Tech)
2018 FCS Playoffs (coach, Incarnate Word)
2021 FCS Playoffs (coach, Incarnate Word)
2022 LA Bowl (coach, Washington State)*

*Did not coach

THE MORRIS WORKSHEET

| YEAR | SCHOOL | OVERALL | | CONFERENCE | |
|---------------|------------------|------------------|-----------------------------|-----------------------------|---------------------------|
| | | RECORD | POSTSEASON | RECORD | FINISH |
| 2018 | UIW | 6-5 | FCS 1st Round | 6-2 | t-1st (SLC) |
| 2019 | UIW | 5-7 | -- | 4-5 | t-6th (SLC) |
| 2020 | UIW | 3-3 | -- | 3-3 | t-3rd (SLC) |
| 2021 | UIW | 10-3 | FCS 2nd Round | 7-1 | 1st (SLC) |
| 2022 | UNT | | | | |
| TOTALS | 4 Seasons | 24-18 | 2 Playoff App. (1-2) | 20-11 | 2 Conf. Titles |
| | UIW | 4 Seasons | 24-18 | 2 Playoff App. (1-2) | 2 Southland Titles |



COACHING STAFF



DREW SVOBODA
ASSOCIATE HEAD COACH / SPECIAL TEAMS COORD.
STEPHEN F. AUSTIN, 1999

Drew Svoboda joined the UNT Football staff as Associate Head Coach and Special Teams Coordinator in December 2022.

Prior to UNT he spent two seasons at Alabama. In 2022, he served as senior special assistant to head coach Nick Saban as the Crimson Tide finished 11-2 and won the Sugar Bowl. He served as the Special Teams Coordinator and Tight Ends coach in 2021.

As Senior Special Assistant to the Head Coach, Svoboda was actively involved in a multitude of aspects of the Crimson Tide program, including offensive and special teams game and practice prep as well as statistical analytics, recruiting and evaluation of high school and transfer portal prospects.

In 2021 while coaching tight ends, Svoboda's unit accounted for 11 touchdowns and helped the Crimson Tide finish seventh in the country in both total offense and passing offense while finishing sixth nationally in scoring. Junior Cam Latu had 26 receptions for 410 yards and set the Alabama record for receiving touchdowns by a tight end with eight. Jahleel Billingsly added 17 receptions for 256 yards and three touchdowns.

As the Special Teams Coordinator, Svoboda led some of the best units in the country. The Tide's special teams units ranked first nationally in points scored with 164, including four touchdowns. UA tied for second nationally with two touchdowns on kickoffs returns.

Alabama also finished tied for second nationally in blocked punts with three, including two for touchdowns while ranking second in the SEC with 23 field goals made, fourth in kickoff return average (25.33 ypg) and fifth in kickoff coverage defense.

Junior transfer Jameson Williams proved to be one of the best kickoff returners in the nation, averaging 35.2 yards per return including a 100-yard touchdown. He is the only player in Alabama history to return two kicks for scores in the same game, housing two against Southern Mississippi.

Will Reichard led the SEC and ranked fifth nationally in scoring and was named to the Lou Groza Award Watch List, presented annually to the nation's top placekicker. The Tide's punting unit was one of the most efficient in the country as one of only eight teams who did not surrender a touchback with seven punts downed inside the 10-yard line.

In 2021, Svoboda was hired by the University of Memphis as the special teams coordinator. Svoboda coached the Tigers special teams units during spring practice before joining the Crimson Tide.

Prior to Memphis, Svoboda spent three seasons at Rice University in Houston. Serving multiple roles as both the running backs coach and the special teams coordinator.

At Rice in 2020, the Owls played five games in a pandemic shortened season with the special teams still producing at a high level. Svoboda's units ranked 14th nationally in total special teams grades by Pro Football Focus (PFF).

In 2019, the Svoboda led Special Teams ranked 4th nationally from Pro Football Focus (PFF). Rice was second in the conference and 18th nationally in ESPN's specialty teams efficiency rankings and their 63.1 rating was the third highest in program history. Faced with the challenge of replacing the 2018 C-USA Special Teams Player of the Year and future NFL All Pro Punter Jack Fox, Svoboda's replacement stepped up to the challenge. Former walk-on Chris Barnes earned second team all-conference honors while averaging 44.8 yard per punt. They were second in C-USA in both net punt and punt return defense, finishing 17th and 14th nationally in both categories. Future NFL WR, Austin Trammell ranked fourth in C-USA in punt returns while long snapper Cameron Riddle earned honorable mention All-Conference USA honors.

In 2018, Svoboda coached the Rice running backs to a few record setting performances. True freshman Juma Otoviano set the freshman single game rushing record in a 224-yard performance in the season finale. Senior Emmanuel Esukpa topped 100 yards in two of the first three games, including 173 yards in the season opener, the most by an Owl in an opener

THE SVOBODA FILE

PERSONAL

Hometown: Tomball, Texas
Family: Wife: Kristi; Children: Austyn and Jack

EDUCATION

High School: Tomball High School, Tomball, Texas
Alma Mater: Stephen F. Austin, 1999

PLAYING EXPERIENCE

1995-99 Stephen F. Austin, tight end/fullback

COACHING EXPERIENCE

2000 Caney Creek High, assistant coach
2001-04 Klein Collins High, assistant coach
2005-07 Oak Ridge High, assistant coach/offensive coordinator
2008-17 Klein Collins High, head coach
2018 Rice, running backs
2019-20 Rice, special teams coordinator
2021 Memphis, special teams coordinator
2021 Alabama, special teams coordinator
2022 Alabama, senior special assistant to head coach
2023- UNT, associate head coach/special teams coordinator

POSTSEASON EXPERIENCE

1995 FCS Playoffs (player, SFA)
2021 College Football Playoff (coach, Alabama)
2022 Sugar (coach, Alabama)

since the Doak Walker award winning Trevor Cobb had 191 in 1991. Fellow senior Austin Walter concluded his career joining Cobb as the only players in school history to have 1,500 yards rushing, 500 yards receiving and 1,000 kick return yards in their career before signing as a free agent with the San Francisco 49ers.

Prior to moving on to the college ranks, Svoboda served as the Head Coach and Athletic Director at Klein Collins High School located in the Greater Houston area for 10 seasons. He inherited a program that was 5-25 the previous 3 seasons prior to his arrival (2008) and led them to a 30-5 mark the next 3 years with back to back district championships. One of the biggest turnarounds in Texas High School football history.

A multiple time Texas High School Coach of the Year Winner, he posted a 93-24 record (.795 winning percentage) and led the Tigers to 5 district crowns along with three undefeated regular seasons while leading the Tigers to the State playoffs in eight of 10 seasons.

Inducted into the Greater Houston Football Coaches Hall of Honor in 2022, Svoboda has received numerous coaching honors, including being named Houston Texans NFL High School Coach of the Year, Dave Campbells Texas football 6A pre-season Coach of the Year, Vype Magazine Coach of the Year, 5-time 6A District coach of the year and the National Football Foundation's Houston TD Club Coach of the year finalist five times.

While at Klein Collins, Svoboda coached multiple players who reached the NFL such as Mike Goodson, Demetri Goodson, Matt Allen, Jordan Thomas, Frankie Griffin and Isaiah Spiller. He also sent over 70 players on to play collegiately during his time at Klein Collins.

Svoboda served terms as both the President and Vice President of the Greater Houston Football Coaches Association which include over 150 high schools and was also on the Board of Directors for the Texas High School Coaches Association (THSCA), serving as one of the Region Five Directors. He was also a Chairman for the selection committee of the THSCA all-star game. For his efforts, he was elected by his peers to be the head coach in the Bayou Bowl All Star game.

Svoboda began his coaching career at the high school level in the Greater Houston area as an offensive assistant/offensive coordinator at Caney Creek, Klein Collins and Oak Ridge High School.

Svoboda was a tight end and fullback and two-time Academic All-Southland Conference at Stephen F. Austin. He helped lead the Lumberjacks to the 1999 Southland Conference title. He is a 1995 graduate of Tomball high school, where he lettered in football and track.

Svoboda and his wife, Kristi, are the parents of two children, Austyn and Jack.



COACHING STAFF



CHRIS GILBERT
ASSISTANT HEAD COACH / TIGHT ENDS
ANGELO STATE, 1999

Chris Gilbert joined the UNT Football staff as assistant head coach and tight ends coach in December 2022.

Prior to North Texas, Gilbert spent two seasons as Director of High School Relations at Texas under head coach Steve Sarkisian. In that time, the Longhorns signed the top-rated class in the Big 12 and ranked inside the top five nationally both years.

He was also responsible for organizing appearances for head coach and staff members to present at events and clinics along with assisting the head coach and director of player personnel with roster management and prospect evaluation.

A graduate of South Oak Cliff High School, Gilbert had a long and successful history as a head coach in the Metroplex prior to transitioning to the college level. In 15 seasons as head coach, he posted a 121-58 record.

He most recently served as head football coach and athletic director at Lancaster from 2011-21 with an 89-36 record, the most in school history. In his final season in 2020, he led the Tigers to a 10-1 record and the area finals.

In Gilbert's first season at the helm of the program, the Tigers won nine games for the first time since 1940 and then advanced to the state championship game in 2012 for the first time in school history on the back of a 14-win season. Those 14 wins were a Lancaster single-season record.

During his ten seasons at Lancaster, 90 student-athletes earned college scholarships.

Gilbert served as head coach at Terrell for the 2009 and 2010 seasons. In that time, he led the program to 13 wins and a playoff appearance. The Tigers had won only five games total in the three previous seasons before his arrival.

A 1999 graduate of Angelo State, Gilbert received his first head coaching duty at South Oak Cliff in 2006 and compiled a record of 20-15 in three seasons and led the Golden Bears to three straight playoff appearances. He also had stops as an assistant at Dallas Carter, Greenville, and Bryan.

Gilbert was honored as District Coach of the Year in 2007, 2009, 2012, 2016 and 2020. A longtime member of the THSCA, Gilbert previously served on the Region 3 Board of Directors.

Gilbert and his wife Belinda have two children, Krislyn and Christopher II.

THE GILBERT FILE

PERSONAL

Hometown: Dallas, Texas
Family: Wife: Belinda; Children: Krislyn and Christopher II

EDUCATION

College: Angelo State, 1999

COACHING EXPERIENCE

1999-01 Edison Junior High, assistant coach
2001-02 Dallas Carter High, assistant coach
2002-04 Greenville High, assistant coach
2004-06 Bryan High, assistant coach
2006-09 South Oak Cliff High, head coach
2009-11 Terrell High, head coach/athletic director
2011-21 Lancaster High, head coach/athletic director
2021-22 Texas, director of high school relations
2023- UNT, assistant head coach/tight ends

POSTSEASON EXPERIENCE

2022 Alamo (coach, Texas)

COACHES & STAFF



COACHING STAFF



MATT CAPONI
DEFENSIVE COORDINATOR / CORNERS
MOUNT UNION, 2005

Matt Caponi joined the UNT Football staff as defensive coordinator and cornerbacks coach in December 2022.

A 17-year coaching veteran, Caponi spent the last four seasons mentoring the cornerbacks at Iowa State. In that time, he played a huge role in ISU's success, as the Cyclones made three bowl games and ranked in the top-three in the league in scoring defense every season of his tenure. The Cyclones finished No. 6 nationally (285.6 ypg) in total defense in 2022.

He reunited with Iowa State head coach Matt Campbell in 2019. The two Mount Union (Ohio) graduates were on staff together at Mount Union in 2005.

Caponi helped Iowa State to a historic 2020 season as it finished the regular season in first place in the Big 12 standings, made the Big 12 Championship game and qualified for a New Year's Six bowl for the first time in school history.

The Cyclones capped off the season with a 34-17 win over Oregon in the Fiesta Bowl. ISU's eight conference wins and nine overall wins eclipsed or tied school records, and the Cyclones earned their highest ranking in school history during the season (No. 6) and postseason (No. 9).

ISU's finished first in the league in total defense in 2022 (285.6) after two seasons in season 2020 (340.4) and 2021 (310.5). The Cyclones' defensive efforts ranked fourth (2022) and ninth (2021) nationally, the lowest outputs for the program since 1984.

Anthony Johnson Jr. emerged as one of the top corners in the Big 12 thanks to Caponi. He was a four-time All-Big 12 honoree and started 54 games in his career, the most in league history.

Prior to his arrival in Ames, Caponi was the defensive backs coach at West Virginia from 2016-18. The Mountaineers were one of the top defensive teams in the Big 12 during his tenure in Morgantown.

In 2018, Caponi mentored four players who earned All-Big 12 recognition, including Kenny Robinson Jr., who was a First-Team All-Big 12 selection after tying for third in the league in interceptions (4) and ranking fourth in the conference in tackles (77).

The 2017 defense ranked No. 16 nationally in most defensive three-and-outs per game and No. 24 in best third-down defense. Kyzir White, who was drafted in the fourth round of the NFL Draft by the Chargers, was named an honorable mention All-American and a Second-Team All-Big 12 pick. He tied for seventh in the Big 12 in tackles.

In his first year at WVU (2016), the Mountaineer defense ranked No. 24 nationally in fumbles recovered (11) and turnovers gained (25) and No. 35 in pass interceptions (14) and scoring defense (24.0). In Big 12 games, WVU's defense was No. 1 in scoring defense, total defense and fewest opponent first downs, No. 2 in rushing defense and No. 3 in third-down defense.

He came to West Virginia after serving as the safeties coach at Arizona for four years, first as a graduate assistant in 2012 and then as a full-time coach from 2013-15. Prior to Arizona, he spent one year as a graduate assistant at Pitt (2011) and was the defensive coordinator at Washington & Jefferson for three years (2008-11).

At W&J, Caponi worked with the linebackers in 2010 and oversaw the secondary for three years (2006-09). While he was on staff

THE CAPONI FILE

PERSONAL

Hometown: Pittsburgh, Penn.
Family: Wife: Kathleen; Children: Salvatore and Sienna

EDUCATION

Alma Mater: Mount Union, 2005

PLAYING EXPERIENCE

2001-03 Mount Union, safety

COACHING EXPERIENCE

2004 Mount Union, student assistant
2005 Mount Union, linebackers
2006-07 Washington & Jefferson, defensive backs
2008-10 Washington & Jefferson, defensive coordinator/defensive backs
2011 Pittsburgh, graduate assistant
2012 Arizona, graduate assistant
2013-15 Arizona, safeties
2016-18 West Virginia, defensive backs
2019-22 Iowa State, corners
2023- UNT, defensive coordinator/corners

POSTSEASON EXPERIENCE

2001 Stagg Bowl (player, Mount Union)
2002 Stagg Bowl (player, Mount Union)
2003 Stagg Bowl (player, Mount Union)
2004 NCAA Division II Playoffs (coach, Mount Union)
2005 Stagg Bowl (coach, Mount Union)
2006 NCAA Division III Playoffs (coach, Washington & Jefferson)
2007 NCAA Division III Playoffs (coach, Washington & Jefferson)
2008 NCAA Division III Playoffs (coach, Washington & Jefferson)
2009 NCAA Division III Playoffs (coach, Washington & Jefferson)
2011 BBVA Compass (coach, Pittsburgh)
2012 New Mexico (coach, Arizona)
2013 Advocate V100 (coach, Arizona)
2014 Fiesta (coach, Arizona)
2015 New Mexico (coach, Arizona)
2016 Russell Athletic (coach, West Virginia)
2017 Heart of Dallas (coach, West Virginia)
2018 Camping World (coach, West Virginia)
2019 Camping World (coach, Iowa State)
2020 Fiesta (coach, Iowa State)
2021 Cheez-It (coach, Iowa State)

in 2008, the Presidents advanced to the quarterfinals of the NCAA National Tournament.

He started his coaching career in 2004 as a student assistant at Mount Union and was the JV Coordinator and linebackers coach in 2005.

Caponi played for national powerhouse Mount Union, helping the Raiders to a 55-1 record and three NCAA Division III national championships. He was a team captain, a starting safety and earned second team all-conference honors as a senior.

The Pittsburgh, Penn., native graduated from Mount Union with a bachelor's degree in physical education in 2005. He and his wife, the former Kathleen Coyne, have a son, Salvatore, and a daughter, Sienna.

COACHES & STAFF



COACHING STAFF



JORDAN DAVIS
OFFENSIVE COORDINATOR / WIDE RECEIVERS
TEXAS TECH, 2014

Jordan Davis joined the UNT Football staff in December 2022 as Offensive Coordinator and Wide Receivers coach.

A native of Arlington, Davis spent the last seven seasons coaching under Morris at Texas Tech, UIW and Washington State. He played a key role on the Incarnate Word staff as Assistant Head Coach and Wide Receivers coach and was an analyst at Wazzu in 2022.

Davis arrived in Pullman having spent the past four seasons at the University of Incarnate Word under Morris. He joined the Cardinals staff in 2018 as the wide receivers coach in 2018 and was promoted to assistant head coach and wide receivers coach in 2020.

During the 2021 season, Davis coached wide receiver Taylor Grimes, who earned multiple All-American honors in 2021 and was named Southland Conference Newcomer of the Year after setting single-season records for receiving yards (1,145) and touchdown receptions (15). The prior season Davis mentored all-conference receiver Robert Ferrell, who led the team in catches (35), yards (474) and six touchdowns, the latter setting a school record in just six games due to the shortened season.

In Davis' second season with UIW in 2019, the Cardinals won five games and broke numerous program records. Davis guided WR Kam Williams to four consecutive 100-yard receiving games, with a season-best 146 and three touchdowns on six catches against Texas Southern. His four-consecutive 100-yard games rank second in program history, while his three TD catches against TSU tied a program record for a single-game.

Davis was part of a staff that engineered the most successful year in program history, marked by a Southland Conference championship and a berth to the FCS Playoffs. UIW, who was 1-10 overall and 1-7 in SLC action in 2017, had one of the best turnarounds in program history with a 6-4 record (six wins ties the program record).

Davis helped guide UIW to multiple season records, including total offense (5,315), total points (357), and touchdowns (48).

Senior wide receivers Kody Edwards (932 yards) and Phillip Baptiste (905 yards, first team All-SLC) each set records on the outside in 2018. Baptiste broke single season program records in receptions (59), receiving touchdowns (9), and receptions per game (5.36), while Edwards set program bests with five 100-yard receiving outings and 1,389 all-purpose yards. Edwards also broke the program record for career receiving yards (2,353) and receptions (140), and he tied the program record for receiving touchdowns (14).

THE DAVIS FILE

PERSONAL

Hometown: Arlington, Texas
Family: Wife: Lauren

EDUCATION

College: Texas Tech, 2014

PLAYING EXPERIENCE

Southwestern Oklahoma State (2011), wide receiver
Texas Tech (2012-14), wide receiver

COACHING EXPERIENCE

2016-17 Texas Tech, graduate assistant
2018-19 Incarnate Word, wide receivers
2020-21 Incarnate Word, assistant head coach/wide receivers
2022 Washington State, analyst
2023- UNT, offensive coordinator/wide receivers

POSTSEASON EXPERIENCE

2017 Birmingham (coach, Texas Tech)
2018 FCS Playoffs (coach, Incarnate Word)
2021 FCS Playoffs (coach, Incarnate Word)
2022 LA Bowl (coach, Washington State)*

Prior to UIW, Davis was an offensive graduate assistant at Texas Tech University, where he worked closely with Morris, then the offensive coordinator for the Red Raiders, during the 2016 and 2017 seasons.

In 2017, Davis helped guide TTU to a top-10 national ranking in passing offense. The Red Raiders also ranked 16th in passing offense, averaging 474.6 yards per game, including 333.7 yards through the air. Texas Tech played in the Birmingham Bowl to conclude the 2017 season.

Davis also helped the Red Raiders to a nation-leading 566.6 yards of total offense and 463 passing yards per game in 2016.

Prior to his time as a graduate assistant, Davis played for the Texas Tech for three years. He recorded 43 receptions for 398 yards and two touchdowns for the Red Raiders.


In 2011, Davis played for Southwestern Oklahoma State, where he appeared in 11 games and made 20 receptions for 225 yards with a team-leading three touchdowns.

Davis graduated from Texas Tech with a bachelor's degree in university studies in 2014 and a master's degree in interdisciplinary studies in 2017.

He is married to the former Lauren Wagner.



COACHING STAFF



SEAN BROPHY
ASSISTANT COACH / QUARTERBACKS
INCARNATE WORD, 2018

Sean Brophy joined the UNT Football staff as quarterbacks coach in December 2022. He spent 2022 as a graduate assistant at Washington State under North Texas head coach Eric Morris assisting with the quarterbacks.

During the 2021 season, his first in the coaching ranks, he served as an assistant wide receivers and quarterbacks coach at his alma mater, the University of Incarnate Word, under Morris and UNT offensive coordinator Jordan Davis.

In 2021, the Cardinals posted a 10-3 record, reached the FCS Playoffs for the second time in four seasons, while assisting in the development of current Cougar quarterback Cameron Ward, he threw for 4,648 yards and 47 touchdowns on the season.

Brophy was a three-year quarterback at UIW after transferring from Glendale Community College prior to the 2017 season. At UIW, he played for Morris for his final two seasons, helping the Cardinals to a Southland Conference title in 2018.

A native of Phoenix, Arizona, Brophy graduated with a bachelor's degree in English (2018) and a master's of business administration (2019).

THE BROPHY FILE

PERSONAL

Hometown: Phoenix, Arizona

EDUCATION

Alma Mater: Incarnate Word, 2018

PLAYING EXPERIENCE

2016 Glendale Community College, quarterback
2017-19 Incarnate Word, quarterback

COACHING EXPERIENCE

2021 Incarnate Word, quality control
2022 Washington State, graduate assistant
2023- UNT, quarterbacks

POSTSEASON EXPERIENCE

2018 FCS Playoffs (coach, Incarnate Word)
2021 FCS Playoffs (coach, Incarnate Word)
2022 LA Bowl (coach, Washington State)*

COACHES & STAFF



COACHING STAFF



PATRICK COBBS
ASSISTANT COACH / RUNNING BACKS
UNT, 2005

Former Mean Green and NFL running back **Patrick Cobbs**, a member of the North Texas Athletics Hall of Fame and the All-Century Football Team, was named running backs coach in February 2019. He was retained by new head coach Eric Morris in December 2022.

Cobbs served as assistant head coach during the 2022 season while coaching running backs. Under his leadership, the Mean Green finished second in Conference USA (26th, FBS) in rushing, averaging nearly 200 ypg. UNT had three of the top 14 rushers in CUSA - Ayo Adeyi (807 yards, 6th), Ikaika Ragsdale (755 yards, 8th) and Oscar Adaway III (583 yards, 14th).

In 2021, Cobbs mentored one of the top running back groups in the country. The Mean Green finished the season ranked No. 5 nationally in rushing offense (234.1 ypg) as DeAndre Torrey rushed for 1,215 yards on the year, the seventh-best single season total in UNT history.

The Mean Green rushed for 32 touchdowns on the season. That total was the second most for a UNT team and the most since 1951's program record 33. Torrey finished his career with 36 touchdowns on the ground, equaling Cobbs' career total from 2001-05.

Additionally, a trio of freshman rushers enjoyed strong campaigns as Ragsdale (534 yards, 5 TD), Adeyi (496 yards, 6 TD) and Isaiah Johnson (359 yards, 5 TD) all added to the potent ground attack.

In 2020, the Mean Green led Conference USA in rushing at 230.2 yards per game, a total that ranked 13th nationally. UNT's 18 rushing touchdowns in 10 games were second in the league. Torrey had 656 rushing yards and Adaway III tallied 572 yards on the ground.

Cobbs' running backs group averaged 135.2 yards per game and 4.1 yards per carry in his first season in Denton in 2019. While the group dealt with some key injuries, Tre Siggers, who shifted from safety, had a strong debut season at the position. He carried 152 times for 853 yards and six touchdowns, while averaging 5.6 yards per carry. Siggers earned Conference USA all-conference honorable mention status.

Cobbs joined the Mean Green staff following five seasons as the running backs coach at Denton Ryan High School, and he learned under coaching legends Bill Belichick and Nick Saban during his six-year NFL career.

THE COBBS FILE

PERSONAL

Hometown: Shawnee, Okla.
Family: Wife: Amanda; Children: Rush, Haylee, Dash, River & Rome

EDUCATION

College: UNT, 2005

PLAYING EXPERIENCE

UNT (2001-05), running back
New England Patriots (2006), running back
Pittsburgh Steelers (2006), running back
Miami Dolphins (2006-10), running back
New Orleans Saints (2011), running back

COACHING EXPERIENCE

2014-18 Denton (Texas) Ryan HS, running backs
2019- UNT, assistant head coach/running backs

POSTSEASON EXPERIENCE

2001 New Orleans Bowl (player, UNT)
2002 New Orleans Bowl (player, UNT)
2003 New Orleans Bowl (player, UNT)
2004 New Orleans Bowl (player, UNT)
2008 AFC Wild Card Round (player, Miami Dolphins)
2020 Myrtle Beach (coach, UNT)
2021 Frisco Football Classic (coach, UNT)
2022 Frisco (coach, UNT)

Cobbs was a four-year letterwinner at North Texas (2001-2005) and graduated as the program's all-time leading with 4,050 rushing yards and 36 rushing touchdowns. In 2003, Cobbs was the nation's leading rusher, posting 1,680 yards for a national-best average of 152.7 yards per game, and earned All-America and Sun Belt Offensive Player of the Year honors. He was part of four bowl teams with North Texas. Although his career record was eclipsed in 2011, he remains UNT's second-leading all-time rusher.

After graduating from UNT, the Shawnee, Oklahoma, native was signed as an undrafted free agent by the New England Patriots before being traded to the Pittsburgh Steelers. Later that season he joined the Miami Dolphins, where he spent six seasons and played in 54 games. Cobbs signed with the New Orleans Saints ahead of the 2011 season but did not appear due to injury.

Cobbs earned two degrees at North Texas, a bachelor's in applied arts and science and a bachelor's in sociology.

In 2010, Cobbs was inducted into the North Texas Athletics Hall of Fame, and in 2013 he was named to the North Texas All-Century Football Team. CBSSports.com named Cobbs to the Sun Belt Conference All-Decade Team.

Patrick and his wife Amanda have five children: Rush, Haylee, Dash, River and Rome.



COACHING STAFF



JON COOPER
ASSISTANT COACH / OFFENSIVE LINE
OKLAHOMA, 2000

Jon Cooper joined the UNT Football staff in January 2023. He comes to North Texas following one season at his alma mater, Oklahoma, as an offensive analyst in 2022.

He had a one-year stint at Western Carolina as offensive line coach in 2021 and served as the tight ends coach at Arkansas in 2020.

Cooper was the tight ends coach at UCF from 2018-19. During his two years in Orlando, the Knights went an impressive 22-4 including a 2018 American Athletic Conference championship, an undefeated regular season, a trip to the 2019 Fiesta Bowl and a spot in the final Associated Press poll (No. 11).

UCF's offense was one of the most productive in the nation each of Cooper's two seasons. The 2019 offense finished the regular season in the top 10 nationally in total offense (2nd - 540.5 ypg), scoring (5th - 43.4 ppg) and passing yards (8th - 316.7 ypg). The Knights' total offense set a school record and marked the second straight year under then head coach Josh Heupel the UCF offense gained more than 500 yards per game.

In 2018, the Knights scored 43.2 points per game, ranking sixth in the nation, and gained 522.7 yards per game to finish the season ranked fifth in the country. The UCF ground game set a program-best with 265.2 yards per game to finish eighth in the nation.

Cooper also had coaching stops at Missouri for two seasons and Utah State as a graduate assistant. At Mizzou, he worked as an offensive analyst with then-offensive coordinator Heupel. The Tigers' offense exploded to lead the Southeastern Conference in yards per game in 2017 (502.2 ypg) and points per game (37.5 ppg), while ranking second in passing yards (308.6 ypg).

In his final season in Columbia, Cooper helped the offensive line finish the year ranked eighth nationally in total offense, fifth in sacks allowed (13.0), 14th in scoring offense and passing yards, 18th in first downs (23.4 per game) and 16th in red zone offense (90.6% scoring).

He also spent one season at Utah State in 2015. Cooper began his coaching career at OU as a graduate assistant from 2013-14.

Originally from Fort Collins, Colorado, Cooper was a four-year starter at center for Oklahoma, earning Big 12 Offensive Line-man of the Year in his senior season in 2008 while blocking for Heisman Trophy winner Sam Bradford. During his playing days with the Sooners, he helped lead Oklahoma to a 42-12 overall record and a spot in the Bowl Championship Series National Championship game in his final season, while garnering two All-Big 12 selections and All-America honors as a senior.

THE COOPER FILE

PERSONAL

Hometown: Fort Collins, Colorado
Family: Wife: Julia; Children: Cage and Carter

EDUCATION

College: Oklahoma, 2009

PLAYING EXPERIENCE

2005-08 Oklahoma, offensive line
2009-11 Minnesota Vikings, offensive line
2012 Tennessee Titans, offensive line

COACHING EXPERIENCE

2013-14 Oklahoma, graduate assistant
2015 Utah State, graduate assistant
2016-17 Missouri, analyst
2018-19 UCF, tight ends
2020 Arkansas, tight ends
2021 Western Carolina, offensive line
2022 Oklahoma, analyst
2023- UNT, offensive line

POSTSEASON EXPERIENCE

2005 Holiday (player, Oklahoma)
2006 Fiesta (player, Oklahoma)
2007 Fiesta (player, Oklahoma)
2008 BCS National Championship (player, Oklahoma)
2009 NFC Championship (player, Minnesota Vikings)
2013 Sugar (coach, Oklahoma)
2014 Russell Athletic (coach, Oklahoma)
2015 Famous Idaho Potato (coach, Utah State)
2017 Texas (coach, Missouri)
2018 Fiesta (coach, UCF)
2019 Gasparilla (coach, UCF)
2020 Texas (coach, Arkansas)
2022 Cheez-It (coach, Oklahoma)

He spent four seasons in the NFL with Minnesota (2009-11) and Tennessee (2012). Cooper graduated from Oklahoma in 2009 with a bachelor's degree in human relations. He and his wife, Julia, have a son, Cage, and a daughter, Carter.

COACHES & STAFF



COACHING STAFF



DEMERICK GARY
ASSISTANT COACH / DEFENSIVE LINE
SMU, 2019

Demerick Gary joined the UNT Football staff as defensive line coach in January 2023.

Gary spent the 2022 season as a graduate assistant and assistant defensive line coach at Houston. The Cougars defense had 30 sacks and led The American with 94 tackles for loss.

Senior defensive lineman D'Anthony Jones was named first team All-American Athletic Conference. The senior was graded as the nation's third-best edge defender (90.8) by PFF.

Gary was a graduate assistant at Arkansas in 2021 and served on the coaching staff at North Crowley High School in 2020. He was named one of On3 Sports' Rising Stars in college football in 2022.

A native of South Dallas, Gary prepped at Kimball High School before going on to a standout career at SMU from 2016-19. He played in 49 games in his career before earning his degree in 2019.

THE GARY FILE

PERSONAL

Hometown: Dallas, Texas

EDUCATION

College: SMU, 2019

PLAYING EXPERIENCE

SMU (2016-19), defensive line

COACHING EXPERIENCE

| | |
|-------|-------------------------------------|
| 2020 | North Crowley High, assistant coach |
| 2021 | Arkansas, graduate assistant |
| 2022 | Houston, graduate assistant |
| 2023- | UNT, defensive line |

POSTSEASON EXPERIENCE

| | |
|------|-------------------------------|
| 2017 | Frisco (player, SMU) |
| 2019 | Boca Raton (player, SMU) |
| 2021 | Outback (coach, Arkansas) |
| 2022 | Independence (coach, Houston) |



COACHING STAFF



CLAY JENNINGS
ASSISTANT COACH / SAFETIES
UNT, 1997

North Texas letterman **Clay Jennings** returned to the UNT Football staff as safeties coach in January 2023. He was previously on staff from 2019-20 as cornerbacks coach.

Jennings served as defensive backs coach and passing game coordinator at Texas State in 2022. He was cornerbacks and nickels coach at UNLV in 2021.

One of the top secondary coaches in the country, Jennings arrived in Denton after spending the 2018 season on staff as the defensive backs coach at Texas Tech. Prior to his arrival in Lubbock, he was the co-defensive coordinator and secondary coach at Houston in 2017.

Jennings, who has spent 19 of his 27 years coaching in the state of Texas, also had stints a prior stint at Houston (2005-06) as well as Texas (2016), TCU (2008-13), Baylor (2007), and Sam Houston State (2001-02).

Jennings has been a part of several top defensive units in the country, from Arkansas in 2015, where the Razorbacks ranked 11th in the nation in scoring and total defensive, to TCU, which had three nation-leading defenses for three straight years from 2008 to 2010.

Jennings has tutored numerous NFL draft picks and free-agent selections during his career, including Tevin Mitchel (Arkansas), Alan Turner (Arkansas), Jason Verrett (TCU), Kevin White (TCU), Greg McCoy (TCU), Malcolm Williams (TCU), Rafael Priest (TCU), C.C. Brown (Louisiana), Michael Adams (Louisiana), Antwain Spann (Louisiana), Keith Davis (Sam Houston) and Jordan Babineaux (Southern Arkansas).

A 1997 UNT graduate, Jennings was a four-year letterwinner during his playing career at North Texas (1992-95) where he was part of the Mean Green's Southland Conference championship team in 1994. He began his coaching experience at North Texas as a student assistant in 1996.

He and his wife, Belinda, are the parents to two kids, Kirby and Kenzie.

THE JENNINGS FILE

PERSONAL

Hometown: Waco, Texas
Family: Wife: Belinda; Children: Kirby and Kenzie

EDUCATION

College: UNT, 1997

PLAYING EXPERIENCE

UNT (1992-95), defensive line

COACHING EXPERIENCE

1996 UNT, student assistant
1997 UNT, graduate assistant
1998 Morehouse College, secondary
1999 Morningside College, secondary
2000 Southern Arkansas, secondary
2001-02 Sam Houston State, secondary/recruiting coordinator
2003-04 Louisiana, secondary
2005-06 Houston, safeties
2007 Baylor, corners
2008-13 TCU, corners
2014-15 Arkansas, secondary
2016 Texas, defensive backs
2017 Houston, co-defensive coordinator/secondary
2018 Texas tech, defensive backs
2019-20 UNT, corners
2021 UNLV, corners and nickels
2022 Texas State, passing game coordinator/defensive backs
2023- UNT, safeties

POSTSEASON EXPERIENCE

1994 FCS Playoffs (player, UNT)
2001 FCS Playoffs (coach, Sam Houston St.)
2005 Fort Worth (coach, Houston)
2006 Liberty (coach, Houston)
2008 Poinsettia (coach, TCU)
2009 Fiesta (coach, TCU)
2011 Poinsettia (coach, TCU)
2012 Buffalo Wild Wings (coach, TCU)
2014 Texas (coach, Arkansas)
2015 Liberty (coach, Arkansas)
2017 Hawaii (coach, Houston)
2020 Myrtle Beach (coach, UNT)

COACHES & STAFF



COACHING STAFF



COLBY KRATCH
ASSISTANT COACH / LINEBACKERS
TOLEDO, 2013

Colby Kratch joined the UNT Football staff in December 2022. He serves as linebackers coach.

Kratch has spent the last six seasons on staff at Iowa State, most recently as assistant director of player personnel for the last five seasons since 2018. He was a graduate assistant on defense in 2017.

During his time in Ames, he helped ISU to five bowl games and the Cyclones became one of the Big 12's top defenses. Iowa State's last five recruiting classes were rated in the Top 50 according to 247Sports, including the 2022 group which is considered the best recruiting class in school history.

Prior to his arrival in Ames, Kratch spent two years (2015-16) as a graduate assistant at Michigan State, working primarily with the offensive line. The Spartans won the Big Ten Championship, compiled a 12-2 record and qualified for the College Football Playoff in his first season in East Lansing in 2015.

Kratch was a two-year letterwinner at tight end for Toledo (2011-12) after competing two years of junior college football at North Dakota State College of Science from 2009-10. He earned his bachelor's degree in broadcasting from Toledo in 2013.

Following graduation, Kratch was an offensive intern for the Rockets in 2014 and an offensive graduate assistant in 2013 on Matt Campbell's staff.

A native of Watertown, Minnesota, Kratch and his wife, Taylor, have a daughter, Colbie.

THE KRATCH FILE

PERSONAL

Hometown: Watertown, Minnesota
Family: Wife: Taylor; Children: Colbie

EDUCATION

College: Toledo, 2013

PLAYING EXPERIENCE

North Dakota State College of Science (2009-10), tight end
Toledo (2011-12), tight end

COACHING EXPERIENCE

2013-14 Toledo, graduate assistant
2015-16 Michigan State, graduate assistant
2017 Iowa State, graduate assistant
2018-22 Iowa State, assistant director of player personnel
2023- UNT, linebackers

POSTSEASON EXPERIENCE

2011 Military (player, Toledo)
2012 Famous Idaho Potato (player, Toledo)
2015 Cotton (coach, Michigan State)
2017 Liberty (coach, Iowa State)
2018 Camping World (coach, West Virginia)
2019 Camping World (coach, Iowa State)
2020 Fiesta (coach, Iowa State)
2021 Chez-It (coach, Iowa State)

COACHES & STAFF



SUPPORT STAFF



DEMARCUS AYERS
QUALITY CONTROL



ISAAC BAILS
GRADUATE ASSISTANT



BLAISE BENTSEN
GRADUATE ASSISTANT



TYLER BLOCK
ASSISTANT DIRECTOR,
VIDEO SERVICES



ROBBIE GORDON
QUALITY CONTROL




STEVEN JOHNSON
DIRECTOR,
FOOTBALL VIDEO



KAYLA JONES
DIRECTOR,
SPORTS NUTRITION




BRYAN KEGANS
HEAD STRENGTH &
CONDITIONING COACH



CONNOR KILLIAN
GRADUATE ASSISTANT



JOSH KIRKLAND
DIRECTOR,
PLAYER PERSONNEL




JASON MARTINEZ
ASSISTANT DIRECTOR,
PLAYER PERSONNEL



DR. RYAN MATTHIESEN
TEAM PHYSICIAN



GEORGE MATSAKIS
DIRECTOR,
FOOTBALL OPERATIONS




ZACH MCCARTHY
GRADUATE ASSISTANT




TIM MCCONNELL
SPECIAL TEAMS ANALYST



JOHN MORRIS
ASSISTANT STRENGTH COACH




DANTE OLIVER
ASSISTANT DIRECTOR,
FOOTBALL CREATIVE



JUSTIN OWENS
DIRECTOR,
RECRUITING



D'ANDRE PAYNE
DEFENSIVE ANALYST



ETHAN RUSSO
ASSISTANT DIRECTOR,
PLAYER DEVELOPMENT

COACHES & STAFF



SUPPORT STAFF




CHRISTINE SERRANO
ASSISTANT ATHLETIC TRAINER



JASON SMITH
OFFENSIVE ANALYST




JEFF SMITH
SENIOR ASSOCIATE AD,
SPORTS MEDICINE



DAYNE SOMMER
ASSISTANT STRENGTH
COACH



AUSTIN STEELE
RECRUITING ANALYST



ROLANDO SURITA
CHIEF OF STAFF




MIKE VILLA
ASSISTANT AD,
EQUIPMENT SERVICES



JUSTIN VOLENTINE
ASSISTANT DIRECTOR,
EQUIPMENT SERVICES



WHITNEY VOLENTINE
COORDINATOR,
RECRUITING OPERATIONS



EMILY WILDER
ASSOCIATE ATHLETIC TRAINER

COACHES & STAFF



2022 SEASON HONORS

OSCAR ADAWAY

Comeback Player of the Year Watch List

AYO ADEYI

CSC Academic All-District

ASHER ALBERDING

CSC Academic All-District

AUSTIN AUNE

Third Team All-CUSA (Phil Steele)
Honorable Mention All-CUSA (Coaches, PFN)
Burlsworth Trophy Nominee
HM Tyler Rose Player of the Week (9/13, 10/31, 11/7)
Manning Award Star of the Week (11/7/22)
CUSA Offensive Player of the Week (8/29/22)

GABE BLAIR

First Team All-CUSA (PFF, Phil Steele)
Fourth team Preseason All-CUSA (Athlon)

MIKE BLOESCH

Broyles Award Nominee

COLE BROWN

CSC Academic All-District
Third team Preseason All-CUSA (Phil Steele)

RODERICK BROWN

Second Team All-CUSA (PFN)
C-USA Preseason Watch List
Second team Preseason All-CUSA (Phil Steele)
Third team Preseason All-CUSA (Athlon)

RODERIC BURNS

PFF Offensive Team of the Week (10/24/22)
Biletnikoff Award Watch List
Earl Campbell Tyler Rose Watch List
C-USA Preseason Watch List
4th team Preseason All-CUSA (Athlon, Phil Steele)

JOHN DAVIS

First team Preseason All-CUSA (Phil Steele)

KD DAVIS

Fourth Team All-American (Phil Steele)
C-USA Defensive Player of the Year (Coaches)
C-USA Linebacker of the Year (PFN)
First Team All-CUSA (PFF, PFN, Coaches, Phil Steele)
C-USA Linebacker of the Year (PFN)
DCTF First Team All-Texas College
PFF National Team of the Week (10/28/22)
C-USA Defensive Player of the Week (10/17/22)
Shrine Bowl 1000
Rotary Lombardi Award Watch List
Bednarik Award Watch List
Nagurski Trophy Watch List
Butkus Award Watch List
Fourth team Preseason All-American (Phil Steele)
C-USA Preseason Watch List
Preseason Best Linebacker in Texas (DCTF)
First Team Preseason All-CUSA (Athlon, Phil Steele, Lindy's)
Preseason First team All-Texas College (DCTF)

JETT DUNCAN

Second Team All-CUSA (PFN)
CSC Academic All-District

SEAN-THOMAS FAULKNER

CSC Academic All-American
CSC Academic All-District
C-USA All-Academic Team
Wueffel Trophy Nominee

DESHAWN GADDIE

First Team All-CUSA (PFF)
Second Team All-CUSA (PFN, Phil Steele)
Honorable Mention All-CUSA (Coaches)
PFF National Team of the Week (8/31/22)
Second team Preseason All-CUSA (Athlon)

VAR'KEYES GUMMS

Second Team Freshman All-American (The Athletic, CFN)
First Team All-CUSA (Coaches)
Second Team All-CUSA (PFF, PFN)
Fourth Team All-CUSA (Phil Steele)
C-USA All-Freshman Team (Coaches)

JP HADLEY

Honorable Mention All-CUSA (Coaches)

KAYLON HORTON

First Team All-CUSA (Coaches, PFN, Phil Steele)
Third Team All-CUSA (PFF)
C-USA Special Teams Player of the Week (9/19)

ENOCH JACKSON

Fourth team Preseason All-CUSA (Athlon)

ISAIAH JOHNSON

Fourth team Preseason All-CUSA (Phil Steele)

CARSON KROPP

CSC Academic All-District

JA'MORI MACLIN

C-USA All-Freshman Team (Coaches)

ETHAN MOONEY

Second Team All-CUSA (PFF, Phil Steele)
Honorable Mention All-CUSA (Coaches, PFN)
Lou Groza Award Semifinalist
C-USA Preseason Watch List
Preseason First team All-Texas College (DCTF)

MANASE MOSE

First Team All-CUSA (Coaches)
Second Team All-CUSA (Phil Steele)
Honorable Mention All-CUSA (PFN)
DCTF First Team All-Texas College
PFF National Team of the Week (8/31/22)
Outland Trophy Watch List
C-USA Preseason Watch List
First Team Preseason All-CUSA (Athlon, Phil Steele, Lindy's)
Preseason Second Team All-Texas College (DCTF)
Polynesian Player of the Year Watch List

LARRY NIXON III

First Team All-CUSA (PFN)
DCTF Second Team All-Texas College
Fourth Team All-CUSA (Phil Steele)
Third team Preseason All-CUSA (Phil Steele)



2022 SEASON HONORS

FEBECHI NWAIWU

Second Team Freshman All-American (The Athletic)
Third Team Freshman All-American (CFN)
C-USA All-Freshman Team (Coaches)
Third Team All-CUSA (PFF, Phil Steele)

IKAIKA RAGSDALE

Fourth Team All-CUSA (Phil Steele)
Earl Campbell Tyler Rose Watch List
Third team Preseason All-CUSA (Athlon)

MAZIN RICHARDS

First Team All-CUSA (PFF)
Second Team All-CUSA (Coaches, PFN, Phil Steele)
DCTF Second Team All-Texas College

JAKE ROBERTS

CSC Academic All-District
Third Team All-CUSA (Phil Steele)
Honorable Mention All-CUSA (Coaches)
PFF National Team of the Week (8/31/22)

CAM ROBERTSON

C-USA All-Freshman Team (Coaches)

BERNARDO RODRIGUEZ

Ray Guy Watch List

JYAIRES SHORTER

Honorable Mention All-CUSA (Coaches)
Comeback Player of the Year Semi-Finalist
PFF National Team of the Week (9/24/22)

RIDGE TEXADA

C-USA Cornerback of the Year (PFN)
First Team All-CUSA (Coaches, PFN)
Third Team All-CUSA (PFF, Phil Steele)
C-USA Defensive Player of the Week (10/3/22)

FATAFEHI VAILEA

C-USA All-Freshman Team (Coaches)

LOGAN WILSON

Honorable Mention All-CUSA (Coaches)
C-USA Defensive Player of the Week (10/31/22)



2022 FINAL STATISTICS

Team Results

| Date | Opponent | | Score | Att. |
|--------------|----------------|---|-------|-------|
| * 08/27/2022 | at UTEP | W | 31-13 | 45971 |
| 09/03/2022 | SMU | L | 10-48 | 25306 |
| 09/10/2022 | Texas Southern | W | 59-27 | 15984 |
| 09/17/2022 | at UNLV | L | 27-58 | 19623 |
| 09/24/2022 | at Memphis | L | 34-44 | 23203 |
| * 10/01/2022 | Fla. Atlantic | W | 45-28 | 18274 |
| * 10/15/2022 | Louisiana Tech | W | 47-27 | 16590 |
| * 10/22/2022 | at UTSA | L | 27-31 | 27122 |
| * 10/29/2022 | at Western Ky. | W | 40-13 | 17194 |
| * 11/05/2022 | FIU | W | 52-14 | 22308 |
| * 11/12/2022 | at UAB | L | 21-41 | 18504 |
| * 11/26/2022 | Rice | W | 21-17 | 15688 |
| 12/02/2022 | at UTSA | L | 27-48 | 41412 |
| 12/17/2022 | vs Boise St. | L | 32-35 | 12211 |

Game Records

| Record | Overall | Home | Away | Neutral |
|----------------|---------|------|------|---------|
| ALL GAMES | 7-7 | 5-1 | 2-5 | 0-1 |
| CONFERENCE | 6-2 | 4-0 | 2-2 | 0-0 |
| NON-CONFERENCE | 1-5 | 1-1 | 0-3 | 0-1 |

Team Statistics

| | UNT | OPP |
|------------------------------------|--------------------|--------------------|
| First Downs | 307 | 328 |
| Rushing | 131 | 149 |
| Passing | 154 | 163 |
| Penalty | 22 | 16 |
| Rushing Yardage | 2798 | 2769 |
| Rushing attempts | 536 | 572 |
| Average per rush | 5.2 | 4.8 |
| Average per game | 199.9 | 197.8 |
| TDs Rushing | 24 | 26 |
| Passing Yardage | 3667 | 3669 |
| Comp-Att-Int | 241-432-16 | 309-487-8 |
| Average per pass | 8.5 | 7.5 |
| Average per catch | 15.2 | 11.9 |
| Average per game | 261.9 | 262.1 |
| TDs Passing | 34 | 24 |
| Total offense | 6465 | 6438 |
| Average per play | 6.7 | 6.1 |
| Average per game | 461.8 | 459.9 |
| Kick returns: #-Yards | 44-878 | 17-371 |
| Punt returns: #-Yards | 11-49 | 12-32 |
| Int returns: #-Yards | 8-149 | 16-404 |
| Fumbles-Lost | 11-6 | 17-8 |
| Penalties-Yards | 74-594 | 85-772 |
| Punts-Avg | 55-39.5 | 56-43.0 |
| Time of possession / game | 26:59 | 32:27 |
| 3rd-down conversion | 81/189 | 98/215 |
| 4rd-down conversion | 13/23 | 16/31 |
| PAT-attempts | (57-59) 97% | (53-54) 98% |
| 2-point conversion-attempts | (1-1) 100% | (1-1) 100% |

Rushing

| Player | gp | att | gain | loss | net | avg | td | lg | avg/g |
|------------------|-----------|------------|-------------|------------|-------------|------------|-----------|-----------|--------------|
| Ayo Adeyi | 12 | 112 | 813 | 6 | 807 | 7.2 | 4 | 92 | 67.3 |
| Ikaika Ragsdale | 13 | 142 | 774 | 19 | 755 | 5.3 | 7 | 56 | 58.1 |
| Oscar Adaway III | 9 | 118 | 611 | 28 | 583 | 4.9 | 5 | 35 | 64.8 |
| Isaiah Johnson | 10 | 54 | 249 | 3 | 246 | 4.6 | 3 | 28 | 24.6 |
| Stone Earle | 4 | 18 | 110 | 0 | 110 | 6.1 | 1 | 28 | 27.5 |
| Kaylon Horton | 13 | 7 | 102 | 7 | 95 | 13.6 | 2 | 66 | 7.3 |
| Preston Landis | 1 | 8 | 60 | 0 | 60 | 7.5 | 1 | 15 | 60.0 |
| Austin Aune | 14 | 44 | 138 | 86 | 52 | 1.2 | 1 | 16 | 3.7 |
| BK Jackson | 5 | 10 | 52 | 0 | 52 | 5.2 | 0 | 13 | 10.4 |
| Qualon Farrar | 4 | 10 | 52 | 3 | 49 | 4.9 | 0 | 19 | 12.3 |
| Jake Roberts | 14 | 1 | 10 | 0 | 10 | 10.0 | 0 | 10 | 0.7 |
| Jordan Smart | 11 | 1 | 4 | 0 | 4 | 4.0 | 0 | 4 | 0.4 |
| Roderic Burns | 14 | 1 | 3 | 0 | 3 | 3.0 | 0 | 3 | 0.2 |
| Grant Gunnell | 2 | 1 | 0 | 5 | -5 | -5.0 | 0 | 0 | -2.5 |
| Team | 14 | 8 | 0 | 23 | -23 | -2.9 | 0 | 0 | -1.6 |
| Total | 14 | 536 | 2978 | 180 | 2798 | 5.2 | 24 | 92 | 199.9 |
| Opponents | 14 | 572 | 3025 | 256 | 2769 | 4.8 | 26 | 59 | 197.8 |

Passing

| Player | gp | effic | comp-att-int | pct | yds | td | lg | avg/g |
|------------------|-----------|--------------|-------------------|-------------|-------------|-----------|-----------|--------------|
| Austin Aune | 14 | 148.1 | 232-411-15 | 56.4 | 3547 | 33 | 70 | 253.4 |
| Grant Gunnell | 2 | 92.2 | 4-9-1 | 44.4 | 75 | 0 | 34 | 37.5 |
| Stone Earle | 4 | 151.0 | 5-8-0 | 62.5 | 45 | 1 | 17 | 11.3 |
| Kaylon Horton | 13 | 0.0 | 0-1-0 | 0.0 | 0 | 0 | 0 | 0.0 |
| Damon Ward | 14 | 0.0 | 0-1-0 | 0.0 | 0 | 0 | 0 | 0.0 |
| Team | 14 | 0.0 | 0-2-0 | 0.0 | 0 | 0 | 0 | 0.0 |
| Total | 14 | 145.7 | 241-432-16 | 55.8 | 3667 | 34 | 70 | 261.9 |
| Opponents | 14 | 139.7 | 309-487-8 | 63.4 | 3669 | 24 | 75 | 262.1 |

Receiving

| Player | gp | no. | yds | avg | td | lg | avg/g |
|-------------------|-----------|------------|-------------|-------------|-----------|-----------|--------------|
| Roderic Burns | 14 | 40 | 676 | 16.9 | 1 | 70 | 48.3 |
| Var'Keyes Gumms | 14 | 34 | 458 | 13.5 | 5 | 54 | 32.7 |
| Jake Roberts | 14 | 28 | 394 | 14.1 | 3 | 70 | 28.1 |
| Damon Ward | 14 | 26 | 378 | 14.5 | 3 | 56 | 27.0 |
| Jyaire Shorter | 13 | 23 | 628 | 27.3 | 11 | 58 | 48.3 |
| Jordan Smart | 11 | 21 | 331 | 15.8 | 1 | 53 | 30.1 |
| Ikaika Ragsdale | 13 | 19 | 135 | 7.1 | 3 | 26 | 10.4 |
| Ja'Mori Maclin | 14 | 16 | 380 | 23.8 | 2 | 53 | 27.1 |
| Kaylon Horton | 13 | 12 | 131 | 10.9 | 1 | 51 | 10.1 |
| Isaiah Johnson | 10 | 8 | 44 | 5.5 | 2 | 13 | 4.4 |
| Oscar Adaway III | 9 | 5 | 29 | 5.8 | 1 | 11 | 3.2 |
| Tommy Bush | 12 | 3 | 34 | 11.3 | 1 | 15 | 2.8 |
| Bryson Jackson | 5 | 2 | 20 | 10.0 | 0 | 12 | 4.0 |
| Ayo Adeyi | 12 | 2 | 12 | 6.0 | 0 | 9 | 1.0 |
| Zhiglhli McMillan | 13 | 1 | 16 | 16.0 | 0 | 16 | 1.2 |
| Qualon Farrar | 4 | 1 | 1 | 1.0 | 0 | 1 | 0.3 |
| Total | 14 | 241 | 3667 | 15.2 | 34 | 70 | 261.9 |
| Opponents | 14 | 309 | 3669 | 11.9 | 24 | 75 | 262.1 |

Interceptions

| Player | no. | yds | avg | td | lg |
|------------------|-----------|------------|-------------|----------|-----------|
| Ridge Texada | 3 | 124 | 41.3 | 1 | 60 |
| Logan Wilson | 2 | 14 | 7.0 | 0 | 11 |
| Kevin Wood | 1 | 8 | 8.0 | 0 | 8 |
| Quinn Whitlock | 1 | 3 | 3.0 | 0 | 3 |
| KD Davis | 1 | 0 | 0.0 | 0 | 0 |
| Total | 8 | 149 | 18.6 | 1 | 60 |
| Opponents | 16 | 404 | 25.3 | 5 | 75 |

2022 REVIEW



2022 FINAL STATISTICS

| # | Player | gp | Tackles | | | | tfl/yds | Sacks | Pass defense | | | Fumbles | | blkd | |
|----|----------------------|----|---------|----|-----|---------|---------|---------|--------------|-----|--------|---------|------|------|--|
| | | | ua | a | tot | no-yds | | int-yds | brup | qbh | fr-yds | ff | kick | saf | |
| 1 | KD Davis | 14 | 72 | 67 | 139 | 3.5-17 | 1-12 | 1-0 | 1 | 4 | . | 1 | . | . | |
| 3 | Larry Nixon III | 14 | 51 | 54 | 105 | 2.5-10 | 1-7 | . | . | 5 | . | . | . | . | |
| 25 | Sean-Thomas Faulkner | 14 | 43 | 47 | 90 | 1-3 | . | . | 3 | . | 1-0 | . | . | . | |
| 44 | Mazin Richards | 14 | 55 | 23 | 78 | 12.5-68 | 7.5-50 | . | 1 | 5 | . | . | . | . | |
| 7 | Quinn Whitlock | 13 | 34 | 33 | 67 | 4-11 | . | 1-3 | 4 | 4 | . | . | . | . | |
| 2 | DeShawn Gaddie | 13 | 43 | 18 | 61 | . | . | . | 13 | 3 | 1-0 | 2 | . | . | |
| 21 | Kevin Wood | 9 | 25 | 30 | 55 | 1.5-9 | 1-8 | 1-8 | 1 | 3 | . | . | . | . | |
| 13 | Logan Wilson | 14 | 31 | 19 | 50 | . | . | 2-14 | 5 | . | 1-0 | 1 | . | . | |
| 51 | Fatafehi Vailea | 14 | 15 | 29 | 44 | 1.5-7 | 0.5-5 | . | . | 1 | . | 1 | . | . | |
| 26 | Ridge Texada | 14 | 38 | 5 | 43 | 3-9 | . | 3-124 | 15 | . | . | . | . | . | |
| 10 | Roderick Brown | 14 | 18 | 24 | 42 | 4.5-26 | 4-25 | . | . | 1 | 1-0 | . | . | . | |
| 5 | Tom Trieb | 12 | 26 | 11 | 37 | 9.5-27 | 2.5-14 | . | . | 1 | 1-0 | . | . | . | |
| 19 | Jordan Brown | 14 | 19 | 15 | 34 | 3-12 | 1-5 | . | . | 1 | . | . | . | . | |
| 22 | Keelan Crosby | 12 | 15 | 11 | 26 | . | . | . | . | . | . | . | . | . | |
| 42 | Sifa Leota | 14 | 9 | 14 | 23 | 4.5-14 | 2.5-11 | . | . | 5 | . | 1 | . | . | |
| 45 | Kadren Johnson | 13 | 7 | 12 | 19 | 3.5-27 | 3.5-27 | . | . | 1 | . | 1 | . | . | |
| 95 | Kortlin Rausaw | 14 | 8 | 10 | 18 | 1.5-4 | 0.5-4 | . | . | . | 1-0 | . | . | . | |
| 36 | Jaylen Smith | 14 | 7 | 8 | 15 | 2-2 | . | . | . | . | . | . | . | . | |
| 99 | Cam Robertson | 14 | 8 | 7 | 15 | 3-9 | 1-5 | . | 1 | 5 | . | 1 | . | . | |
| 24 | Zahodri Jackson | 12 | 8 | 3 | 11 | . | . | . | . | . | . | . | . | . | |
| 27 | Harold West | 12 | 7 | 3 | 10 | . | . | . | . | . | . | . | . | . | |
| 9 | Enoch Jackson | 10 | 4 | 3 | 7 | 1-1 | 1-1 | . | . | 2 | . | . | . | . | |
| 6 | Loranzo Thompson | 14 | 3 | 4 | 7 | . | . | . | . | . | . | . | . | . | |
| 20 | Alphie Guillory | 14 | 2 | 5 | 7 | . | . | . | . | . | . | . | . | . | |
| 15 | Carson Kropp | 14 | 1 | 4 | 5 | . | . | . | . | . | . | . | . | . | |
| 32 | Sele Selefuti | 4 | 1 | 3 | 4 | 1-1 | . | . | . | . | . | . | . | . | |
| 90 | Kaghen Roach | 14 | 1 | 3 | 4 | . | . | . | . | . | . | . | . | . | |
| 8 | John Davis | 1 | 2 | 1 | 3 | . | . | . | 1 | . | . | . | . | . | |
| 31 | Robert Johnson | 5 | 2 | . | 2 | . | . | . | . | . | . | . | . | . | |
| 11 | Patrick Smith | 4 | . | 2 | 2 | . | . | . | . | . | . | . | . | . | |
| 17 | Grant Gunnell | 2 | 1 | . | 1 | . | . | . | . | . | . | . | . | . | |
| 0 | Ethan Mooney | 14 | 1 | . | 1 | . | . | . | . | . | . | . | . | . | |
| 77 | Kaci Moreka | 13 | 1 | . | 1 | . | . | . | . | . | . | . | . | . | |
| 5 | Tommy Bush | 12 | 1 | . | 1 | . | . | . | . | . | . | . | . | . | |
| 87 | Jake Roberts | 14 | 1 | . | 1 | . | . | . | . | . | . | . | . | . | |
| 96 | Ta'Shoyn Johnson | 1 | 1 | . | 1 | . | . | . | . | . | . | . | . | . | |
| 6 | Ikaika Ragsdale | 13 | 1 | . | 1 | . | . | . | . | . | 1-0 | . | . | . | |
| 9 | Ja'Mori Maclin | 14 | 1 | . | 1 | . | . | . | . | . | . | 1 | . | . | |
| 15 | Jordan Smart | 11 | . | 1 | 1 | . | . | . | . | . | . | . | . | . | |
| 34 | Bryce Drummond | 12 | 1 | . | 1 | . | . | . | . | . | . | . | . | . | |
| 35 | Chris Wright | 2 | 1 | . | 1 | . | . | . | . | . | . | . | . | . | |
| 39 | Ayo Adeyi | 12 | 1 | . | 1 | . | . | . | . | . | . | . | . | . | |

2022 REVIEW



2022 FINAL STATISTICS

| Date | Opponent | Rushing | | | | Receiving | | | | Passing | | | | Kick Returns | | | | Punt Returns | | | | tot off | | |
|--------------------|----------------|------------|-------------|-----------|-----------|------------|-------------|-----------|-----------|------------|------------|-----------|-------------|--------------|-----------|-----------|------------|--------------|-----------|-----------|-----------|----------|-----------|-------------|
| | | no. | yds | td | lg | no. | yds | td | lg | cmp | att | int | yds | td | lg | no. | yds | td | lg | no. | yds | | td | lg |
| 08/27/2022 | at UTEP | 41 | 163 | 1 | 21 | 16 | 236 | 3 | 41 | 16 | 29 | 0 | 236 | 3 | 41 | 1 | 12 | 0 | 12 | 1 | 4 | 0 | 4 | 399 |
| 09/03/2022 | SMU | 47 | 202 | 1 | 35 | 16 | 220 | 0 | 53 | 16 | 34 | 2 | 220 | 0 | 53 | 3 | 44 | 0 | 21 | 0 | 0 | 0 | 0 | 422 |
| 09/10/2022 | Texas Southern | 48 | 348 | 4 | 59 | 13 | 259 | 4 | 70 | 13 | 24 | 1 | 259 | 4 | 70 | 4 | 84 | 0 | 38 | 3 | 26 | 0 | 10 | 607 |
| 09/17/2022 | at UNLV | 39 | 169 | 0 | 16 | 17 | 305 | 2 | 54 | 17 | 30 | 2 | 305 | 2 | 54 | 1 | 99 | 1 | 99 | 1 | 3 | 0 | 3 | 474 |
| 09/24/2022 | at Memphis | 30 | 102 | 1 | 21 | 27 | 371 | 3 | 41 | 27 | 50 | 2 | 371 | 3 | 41 | 5 | 118 | 0 | 40 | 2 | 6 | 0 | 6 | 473 |
| 10/01/2022 | Fla. Atlantic | 51 | 300 | 2 | 53 | 15 | 181 | 3 | 34 | 15 | 21 | 1 | 181 | 3 | 34 | 5 | 81 | 0 | 23 | 1 | 5 | 0 | 5 | 481 |
| 10/15/2022 | Louisiana Tech | 47 | 475 | 4 | 92 | 11 | 196 | 2 | 51 | 11 | 21 | 1 | 196 | 2 | 51 | 1 | 14 | 0 | 14 | 0 | 0 | 0 | 0 | 671 |
| 10/22/2022 | at UTSA | 21 | 22 | 0 | 5 | 15 | 325 | 3 | 58 | 15 | 31 | 1 | 325 | 3 | 58 | 3 | 46 | 0 | 20 | 1 | 1 | 0 | 1 | 347 |
| 10/29/2022 | at Western Ky. | 36 | 196 | 2 | 39 | 22 | 345 | 3 | 56 | 22 | 30 | 0 | 345 | 3 | 56 | 2 | 41 | 0 | 26 | 0 | 0 | 0 | 0 | 541 |
| 11/05/2022 | FIU | 42 | 209 | 2 | 33 | 25 | 414 | 5 | 70 | 25 | 35 | 2 | 414 | 5 | 70 | 3 | 58 | 0 | 25 | 1 | 0 | 0 | 0 | 623 |
| 11/12/2022 | at UAB | 29 | 105 | 2 | 30 | 15 | 159 | 1 | 53 | 15 | 32 | 0 | 159 | 1 | 53 | 2 | 56 | 0 | 28 | 0 | 0 | 0 | 0 | 264 |
| 11/26/2022 | Rice | 30 | 159 | 1 | 36 | 16 | 203 | 2 | 45 | 16 | 29 | 0 | 203 | 2 | 45 | 2 | 42 | 0 | 21 | 0 | 0 | 0 | 0 | 362 |
| 12/02/2022 | at UTSA | 35 | 172 | 2 | 56 | 14 | 194 | 1 | 51 | 14 | 30 | 2 | 194 | 1 | 51 | 6 | 45 | 0 | 35 | 1 | 4 | 0 | 4 | 366 |
| 12/17/2022 | vs Boise St. | 40 | 176 | 2 | 18 | 19 | 259 | 2 | 53 | 19 | 36 | 2 | 259 | 2 | 53 | 6 | 138 | 0 | 46 | 0 | 0 | 0 | 0 | 435 |
| North Texas | | 536 | 2798 | 24 | 92 | 241 | 3667 | 34 | 70 | 241 | 432 | 16 | 3667 | 34 | 70 | 44 | 878 | 1 | 99 | 11 | 49 | 0 | 10 | 6465 |
| Opponents | | 572 | 2769 | 26 | 59 | 309 | 3669 | 24 | 75 | 309 | 487 | 8 | 3669 | 24 | 75 | 17 | 371 | 0 | 48 | 12 | 32 | 0 | 16 | 6438 |

North Texas Averages

| Games | Avg/ rush | Avg/ catch | Pass effic | KR avg | PR avg | All purpose avg/game | Total offense avg/game |
|-------|-----------|------------|------------|--------|--------|----------------------|------------------------|
| 14 | 5.2 | 15.2 | 145.7 | 20.0 | 4.5 | 538.6 | 461.8 |

| Date | Opponent | Tackles | | | | Sacks no-yds | Fumble | | Pass Defense | | | blkd kick | PAT attempts | | | off | | |
|--------------------|----------------|------------|------------|-------------|-----------------|---------------|----------|-------------|---------------|-----------|-----------|-----------|--------------|----------|----------|----------|-----------|------------|
| | | ua | a | total | tfl-yds | | ff | fr-yds | int-yds | qbh | brup | | kick | kick | rush | rcv | saf | t/o |
| 08/27/2022 | at UTEP | 40 | 18 | 58 | 2.0-7 | 1-5 | 1 | 1-0 | 0-0 | 8 | 5 | 0 | 4-4 | 0 | 0 | 0 | 7 | 31 |
| 09/03/2022 | SMU | 40 | 22 | 62 | 4.0-18 | 1-10 | 1 | 2-0 | 0-0 | 1 | 1 | 0 | 1-1 | 0 | 0 | 0 | 3 | 10 |
| 09/10/2022 | Texas Southern | 37 | 44 | 81 | 5.0-19 | 2-15 | 1 | 1-0 | 0-0 | 8 | 0 | 0 | 8-8 | 0 | 0 | 0 | 7 | 59 |
| 09/17/2022 | at UNLV | 42 | 44 | 86 | 3.0-9 | 1-6 | 0 | 0-0 | 0-0 | 0 | 0 | 0 | 3-3 | 0 | 0 | 0 | 0 | 27 |
| 09/24/2022 | at Memphis | 40 | 30 | 70 | 5.0-23 | 3-14 | 1 | 0-0 | 1-3 | 3 | 4 | 0 | 4-4 | 0 | 0 | 0 | 0 | 34 |
| 10/01/2022 | Fla. Atlantic | 32 | 28 | 60 | 4.0-20 | 1-10 | 0 | 0-0 | 2-118 | 4 | 10 | 0 | 6-6 | 0 | 0 | 0 | 14 | 45 |
| 10/15/2022 | Louisiana Tech | 44 | 30 | 74 | 8.0-40 | 7-39 | 1 | 0-0 | 0-0 | 3 | 6 | 0 | 5-6 | 0 | 0 | 0 | 0 | 47 |
| 10/22/2022 | at UTSA | 47 | 56 | 103 | 7.0-38 | 4-28 | 0 | 0-0 | 1-6 | 2 | 2 | 0 | 3-3 | 0 | 0 | 0 | 3 | 27 |
| 10/29/2022 | at Western Ky. | 43 | 30 | 73 | 5.0-24 | 2-17 | 1 | 1-0 | 1-11 | 3 | 8 | 0 | 4-5 | 0 | 0 | 0 | 10 | 40 |
| 11/05/2022 | FIU | 41 | 14 | 55 | 2.0-2 | 0-0 | 1 | 1-0 | 2-11 | 5 | 3 | 0 | 7-7 | 0 | 0 | 0 | 14 | 52 |
| 11/12/2022 | at UAB | 41 | 36 | 77 | 3.0-9 | 1-7 | 1 | 1-0 | 0-0 | 0 | 1 | 0 | 3-3 | 0 | 0 | 0 | 7 | 21 |
| 11/26/2022 | Rice | 30 | 52 | 82 | 6.0-24 | 2-14 | 0 | 1-0 | 1-0 | 1 | 1 | 0 | 3-3 | 0 | 0 | 0 | 0 | 21 |
| 12/02/2022 | at UTSA | 48 | 44 | 92 | 6.0-18 | 2-9 | 1 | 0-0 | 0-0 | 0 | 2 | 0 | 3-3 | 0 | 0 | 0 | 0 | 27 |
| 12/17/2022 | vs Boise St. | 41 | 22 | 63 | 3.0-6 | 0-0 | 0 | 0-0 | 0-0 | 3 | 2 | 0 | 3-3 | 1 | 0 | 0 | 0 | 32 |
| North Texas | | 566 | 470 | 1036 | 63.0-257 | 27-174 | 9 | 8-0 | 8-149 | 41 | 45 | 0 | 57-59 | 1 | 0 | 0 | 65 | 473 |
| Opponents | | 552 | 362 | 914 | 57.0-179 | 11-71 | 6 | 6-14 | 16-404 | 38 | 62 | 6 | 53-54 | 0 | 1 | 1 | 90 | 444 |

| Date | Opponent | Punting | | | | | | | | Field Goals | | | Kickoffs | | | | | |
|------------|----------------|---------|-----|------|------|------|----|----|-----|-------------|--------|------|----------|-----|-----|------|----|----|
| | | no. | yds | avg | long | blkd | tb | fc | 50+ | i20 | md-att | long | blkd | no. | yds | avg | tb | ob |
| 08/27/2022 | at UTEP | 3 | 102 | 34.0 | 40 | 0 | 0 | 3 | 0 | 2 | 1-1 | 28 | 0 | 6 | 388 | 64.7 | 5 | 0 |
| 09/03/2022 | SMU | 5 | 206 | 41.2 | 45 | 0 | 0 | 4 | 0 | 1 | 1-2 | 33 | 1 | 3 | 194 | 64.7 | 2 | 0 |
| 09/10/2022 | Texas Southern | 2 | 80 | 40.0 | 44 | 0 | 0 | 1 | 0 | 2 | 1-1 | 43 | 0 | 10 | 650 | 65.0 | 10 | 0 |
| 09/17/2022 | at UNLV | 2 | 30 | 15.0 | 30 | 1 | 0 | 0 | 0 | 0 | 2-2 | 31 | 0 | 6 | 375 | 62.5 | 4 | 0 |
| 09/24/2022 | at Memphis | 8 | 329 | 41.1 | 54 | 0 | 0 | 6 | 1 | 3 | 2-2 | 36 | 0 | 6 | 339 | 56.5 | 2 | 1 |
| 10/01/2022 | Fla. Atlantic | 5 | 204 | 40.8 | 43 | 0 | 0 | 4 | 0 | 0 | 1-1 | 43 | 0 | 8 | 507 | 63.4 | 5 | 1 |
| 10/15/2022 | Louisiana Tech | 2 | 86 | 43.0 | 45 | 0 | 0 | 0 | 0 | 0 | 2-2 | 30 | 0 | 9 | 570 | 63.3 | 6 | 0 |
| 10/22/2022 | at UTSA | 5 | 196 | 39.2 | 48 | 1 | 0 | 3 | 0 | 1 | 2-2 | 49 | 0 | 6 | 390 | 65.0 | 6 | 0 |
| 10/29/2022 | at Western Ky. | 5 | 203 | 40.6 | 50 | 0 | 0 | 2 | 1 | 3 | 2-2 | 39 | 0 | 7 | 439 | 62.7 | 5 | 0 |
| 11/05/2022 | FIU | 2 | 102 | 51.0 | 52 | 0 | 0 | 0 | 2 | 0 | 1-1 | 29 | 0 | 9 | 580 | 64.4 | 6 | 0 |



2022 FINAL STATISTICS

| Date | Opponent | Punting | | | | | | | | | | Field Goals | | | Kickoffs | | | |
|--------------------|--------------|-----------|-------------|-------------|-----------|----------|----------|-----------|-----------|-----------|--------------|-------------|----------|-----------|-------------|-------------|-----------|----------|
| | | no. | yds | avg | long | blkd | tb | fc | 50+ | i20 | md-att | long | blkd | no. | yds | avg | tb | ob |
| 11/12/2022 | at UAB | 3 | 107 | 35.7 | 45 | 0 | 0 | 2 | 0 | 3 | 0-1 | 0 | 0 | 4 | 260 | 65.0 | 4 | 0 |
| 11/26/2022 | Rice | 6 | 232 | 38.7 | 40 | 0 | 0 | 2 | 0 | 1 | 0-1 | 0 | 1 | 4 | 244 | 61.0 | 1 | 0 |
| 12/02/2022 | at UTSA | 3 | 141 | 47.0 | 56 | 0 | 0 | 2 | 1 | 1 | 2-2 | 24 | 0 | 6 | 390 | 65.0 | 6 | 0 |
| 12/17/2022 | vs Boise St. | 4 | 152 | 38.0 | 49 | 0 | 0 | 3 | 0 | 2 | 1-1 | 27 | 0 | 6 | 384 | 64.0 | 4 | 0 |
| North Texas | | 55 | 2170 | 39.5 | 56 | 2 | 0 | 32 | 5 | 19 | 18-21 | 49 | 2 | 90 | 5710 | 63.4 | 66 | 2 |
| Opponents | | 56 | 2410 | 43.0 | 64 | 0 | 3 | 18 | 13 | 22 | 19-25 | 46 | 0 | 88 | 4885 | 55.5 | 30 | 1 |

PASSING GAME-BY-GAME

| #2 Austin Aune | Comp | Att | Int | Pct | Yards | TD | Long | Sacked | Effic. |
|----------------|------------|------------|-----------|-------------|-------------|-----------|-----------|--------------|--------------|
| UTEP | 16 | 29 | 0 | 55.2 | 236 | 3 | 41 | 0-0 | 157.7 |
| SMU | 14 | 29 | 2 | 48.3 | 186 | 0 | 53 | 0-0 | 88.4 |
| Texas Southern | 11 | 20 | 0 | 55.0 | 218 | 4 | 70 | 0-0 | 212.6 |
| UNLV | 17 | 29 | 2 | 58.6 | 305 | 2 | 54 | 1-10 | 155.9 |
| Memphis | 27 | 49 | 2 | 55.1 | 371 | 3 | 41 | 2-15 | 130.7 |
| Fla. Atlantic | 14 | 20 | 1 | 70.0 | 180 | 3 | 34 | 2-4 | 185.1 |
| Louisiana Tech | 11 | 20 | 1 | 55.0 | 196 | 2 | 51 | 0-0 | 160.3 |
| UTSA | 15 | 31 | 1 | 48.4 | 325 | 3 | 58 | 2-11 | 161.9 |
| Western Ky. | 20 | 28 | 0 | 71.4 | 322 | 3 | 56 | 1-7 | 203.4 |
| FIU | 25 | 34 | 2 | 73.5 | 414 | 5 | 70 | 0-0 | 212.6 |
| UAB | 15 | 32 | 0 | 46.9 | 159 | 1 | 53 | 2-19 | 98.9 |
| Rice | 16 | 29 | 0 | 55.2 | 203 | 2 | 45 | 0-0 | 136.7 |
| UTSA | 14 | 29 | 2 | 48.3 | 194 | 1 | 51 | 0-0 | 102.1 |
| Boise St. | 17 | 32 | 2 | 53.1 | 238 | 1 | 53 | 0-0 | 113.4 |
| Totals | 232 | 411 | 15 | 56.4 | 3547 | 33 | 70 | 10-66 | 148.1 |

| #3 Stone Earle | Comp | Att | Int | Pct | Yards | TD | Long | Sacked | Effic. |
|----------------|----------|----------|----------|-------------|-----------|----------|-----------|------------|--------------|
| Fla. Atlantic | 1 | 1 | 0 | 100.0 | 1 | 0 | 1 | 0-0 | 108.4 |
| Western Ky. | 2 | 2 | 0 | 100.0 | 23 | 0 | 14 | 0-0 | 196.6 |
| FIU | 0 | 1 | 0 | 0.0 | 0 | 0 | 0 | 0-0 | 0.0 |
| Boise St. | 2 | 4 | 0 | 50.0 | 21 | 1 | 17 | 0-0 | 176.6 |
| Totals | 5 | 8 | 0 | 62.5 | 45 | 1 | 17 | 0-0 | 151.0 |

| #8 Damon Ward | Comp | Att | Int | Pct | Yards | TD | Long | Sacked | Effic. |
|----------------|----------|----------|----------|------------|----------|----------|----------|------------|------------|
| Louisiana Tech | 0 | 1 | 0 | 0.0 | 0 | 0 | 0 | 0-0 | 0.0 |
| Totals | 0 | 1 | 0 | 0.0 | 0 | 0 | 0 | 0-0 | 0.0 |

| #17 Grant Gunnell | Comp | Att | Int | Pct | Yards | TD | Long | Sacked | Effic. |
|-------------------|----------|----------|----------|-------------|-----------|----------|-----------|------------|-------------|
| SMU | 2 | 5 | 0 | 40.0 | 34 | 0 | 33 | 1-5 | 97.1 |
| Texas Southern | 2 | 4 | 1 | 50.0 | 41 | 0 | 34 | 0-0 | 86.1 |
| Totals | 4 | 9 | 1 | 44.4 | 75 | 0 | 34 | 1-5 | 92.2 |

| #41 Kaylon Horton | Comp | Att | Int | Pct | Yards | TD | Long | Sacked | Effic. |
|-------------------|----------|----------|----------|------------|----------|----------|----------|------------|------------|
| UTSA | 0 | 1 | 0 | 0.0 | 0 | 0 | 0 | 0-0 | 0.0 |
| Totals | 0 | 1 | 0 | 0.0 | 0 | 0 | 0 | 0-0 | 0.0 |

2022 REVIEW



2022 FINAL STATISTICS

RUSHING/RECEIVING GAME-BY-GAME

Rushing

| Player | No-Yds/TD | UTEP | SMU | TSU | UNLV | Mem | FAU | LATech | UTSA | WestKy | FIU | UAB | Rice | UTSA | Boise |
|------------------|-----------|---------|----------|----------|---------|---------|----------|----------|---------|---------|---------|---------|----------|----------|---------|
| Ikaika Ragsdale | 142-755/7 | 7-10/0 | 6-23/0 | DNP | 5-16/0 | 3-26/0 | 16-119/1 | 7-62/1 | 4-10/0 | 11-61/1 | 11-30/0 | 17-74/0 | 17-122/1 | 17-108/1 | 21-94/2 |
| Oscar Adaway III | 118-583/5 | 6-23/1 | 20-117/1 | 17-85/2 | 14-73/0 | 12-46/0 | 16-71/0 | 16-113/1 | 10-20/0 | 7-35/0 | DNP | DNP | DNP | DNP | DNP |
| Ayo Adeyi | 112-807/4 | 17-80/0 | 10-42/0 | 10-135/1 | 11-73/0 | 6-30/0 | 6-75/0 | 7-122/1 | 2-2/0 | 10-72/1 | 7-59/1 | DNP | DNP | 12-50/0 | 14-67/0 |
| Isaiah Johnson | 54-246/3 | 7-37/0 | 8-34/0 | DNP | 6-11/0 | - | 6-17/1 | 13-77/0 | - | DNP | DNP | 5-25/1 | 7-42/0 | 2-3/1 | DNP |
| Austin Aune | 44-52/1 | 3-15/0 | 1-6/0 | 3-15/0 | 2--11/0 | 6--3/0 | 4-9/0 | 1-4/0 | 4--10/0 | 3--5/0 | 3-20/0 | 7-6/1 | 2--6/0 | 3-12/0 | 2-0/0 |
| Stone Earle | 18-110/1 | DNP | DNP | DNP | DNP | DNP | 2-10/0 | DNP | DNP | 3-20/0 | 11-60/1 | DNP | DNP | DNP | 2-20/0 |
| BK Jackson | 10-52/0 | DNP | DNP | 5-28/0 | 1-7/0 | DNP | DNP | DNP | DNP | DNP | 4-17/0 | - | - | DNP | DNP |
| Qualon Farrar | 10-49/0 | DNP | DNP | 5-25/0 | DNP | DNP | DNP | DNP | DNP | DNP | 5-24/0 | - | DNP | DNP | - |
| Preston Landis | 8-60/1 | DNP | DNP | 8-60/1 | DNP | DNP | DNP | DNP | DNP | DNP | DNP | DNP | DNP | DNP | DNP |
| Kaylon Horton | 7-95/2 | DNP | - | - | - | 2-3/1 | - | 3-97/1 | 1-0/0 | - | - | - | - | - | 1--5/0 |
| Jake Roberts | 1-10/0 | - | - | - | - | - | - | - | - | 1-10/0 | - | - | - | - | - |
| Jordan Smart | 1-4/0 | DNP | DNP | DNP | - | - | - | - | - | - | - | - | 1-4/0 | - | - |
| Roderic Burns | 1-3/0 | - | - | - | - | - | - | - | - | 1-3/0 | - | - | - | - | - |
| Dorian Morris | 1-0/0 | DNP | DNP | DNP | DNP | DNP | DNP | DNP | DNP | DNP | DNP | DNP | 1-0/0 | DNP | DNP |
| Grant Gunnell | 1--5/0 | DNP | 1--5/0 | - | DNP | DNP | DNP | DNP | DNP | DNP | DNP | DNP | DNP | DNP | DNP |

Receiving

| Player | No-Yds/TD | UTEP | SMU | TSU | UNLV | Mem | FAU | LATech | UTSA | WestKy | FIU | UAB | Rice | UTSA | Boise |
|-------------------|-----------|--------|--------|--------|--------|--------|--------|--------|---------|---------|--------|--------|--------|--------|--------|
| Roderic Burns | 40-676/1 | 3-72/0 | 4-35/0 | 1-70/1 | 5-98/0 | 6-58/0 | 3-69/0 | - | 6-139/0 | 1-25/0 | 4-57/0 | 1-5/0 | 2-16/0 | 1-6/0 | 3-26/0 |
| Var'Keyes Gumms | 34-458/5 | - | 2-38/0 | 3-28/1 | 2-71/1 | 1-7/0 | 3-22/0 | 4-59/1 | 3-92/1 | 2-30/0 | 5-42/1 | 3-8/0 | 3-41/0 | 2-13/0 | 1-7/0 |
| Jake Roberts | 28-394/3 | 4-54/1 | 3-41/0 | - | 1-8/0 | 3-25/0 | 1-20/0 | 1-24/0 | 1-19/1 | 5-47/0 | 1-70/0 | 2-23/0 | 1-11/0 | 3-31/0 | 2-21/1 |
| Damon Ward | 26-378/3 | 3-45/0 | - | 3-37/0 | 2-18/0 | 2-26/1 | - | 1-7/0 | 1-7/0 | 4-101/1 | 1-12/0 | 6-58/1 | - | 1-13/0 | 2-54/0 |
| Jyaire Shorter | 23-628/11 | DNP | 2-29/0 | 2-32/1 | 4-90/0 | 2-38/1 | 3-52/3 | 1-51/1 | 1-58/0 | 1-10/0 | 2-92/2 | 1-53/0 | 1-45/1 | 2-48/1 | 1-30/1 |
| Jordan Smart | 21-331/1 | DNP | DNP | DNP | - | 5-82/0 | 2-7/0 | 1-29/0 | 2-9/0 | 1-10/0 | 5-76/1 | - | 1-19/0 | 1-5/0 | 3-94/0 |
| Ikaika Ragsdale | 19-135/3 | - | 1-1/0 | DNP | - | 1-1/0 | - | 2-16/0 | - | 2-12/1 | 3-13/1 | 1-7/0 | 5-59/1 | - | 4-26/0 |
| Ja'Mori Maclin | 16-380/2 | 2-25/0 | 1-53/0 | 3-80/1 | - | 3-81/1 | - | - | - | 2-61/0 | 3-55/0 | 1-5/0 | - | 1-20/0 | - |
| Kaylon Horton | 12-131/1 | DNP | - | - | - | 1-24/0 | 1-8/0 | - | - | 3-40/1 | 1--3/0 | - | 1-4/0 | 3-58/0 | 2-0/0 |
| Isaiah Johnson | 8-44/2 | 1-9/1 | 2-11/0 | DNP | 1-13/0 | - | 1-2/0 | - | 1-1/1 | DNP | DNP | - | 2-8/0 | - | DNP |
| Oscar Adaway III | 5-29/1 | - | - | - | 2-7/1 | 1-11/0 | 1-1/0 | 1-10/0 | - | - | DNP | DNP | DNP | DNP | DNP |
| Tommy Bush | 3-34/1 | 1-7/1 | 1-12/0 | - | DNP | 1-15/0 | - | - | DNP | - | - | - | - | - | - |
| Bryson Jackson | 2-20/0 | 1-8/0 | - | 1-12/0 | - | - | DNP | DNP | DNP | DNP | DNP | DNP | DNP | DNP | DNP |
| Ayo Adeyi | 2-12/0 | - | - | - | - | 1-3/0 | - | - | - | 1-9/0 | - | DNP | DNP | - | - |
| Zhigilil McMillan | 1-16/0 | 1-16/0 | - | - | - | DNP | - | - | - | - | - | - | - | - | - |
| Qualon Farrar | 1-1/0 | DNP | DNP | - | DNP | DNP | DNP | DNP | DNP | DNP | - | - | DNP | DNP | 1-1/0 |

KICKING GAME-BY-GAME

#0 MOONEY, Ethan

| Date | Opponent | Punting | Kickoffs | Field Goals | PAT attempts | off |
|------------|----------------|--------------|-------------------|--------------|--------------------|------------|
| | | no. yds tb | no. yds tb | made-att | kick:rush:rcv:saf | pts |
| 08/27/2022 | at UTEP | 0 0 0 | 6 388 5 | 1-1 | 4-4 0 0 0 | 7 |
| 09/03/2022 | SMU | 0 0 0 | 3 194 2 | 1-2 | 1-1 0 0 0 | 4 |
| 09/10/2022 | Texas Southern | 0 0 0 | 10 650 10 | 1-1 | 8-8 0 0 0 | 11 |
| 09/17/2022 | at UNLV | 0 0 0 | 5 324 4 | 2-2 | 3-3 0 0 0 | 9 |
| 09/24/2022 | at Memphis | 0 0 0 | 6 339 2 | 2-2 | 4-4 0 0 0 | 10 |
| 10/01/2022 | Fla. Atlantic | 0 0 0 | 8 507 5 | 1-1 | 6-6 0 0 0 | 9 |
| 10/15/2022 | Louisiana Tech | 0 0 0 | 4 253 3 | 2-2 | 2-2 0 0 0 | 8 |
| 10/22/2022 | at UTSA | 0 0 0 | 6 390 6 | 2-2 | 3-3 0 0 0 | 9 |
| 10/29/2022 | at Western Ky. | 0 0 0 | 7 439 5 | 2-2 | 4-5 0 0 0 | 10 |
| 11/05/2022 | FIU | 0 0 0 | 9 580 6 | 1-1 | 7-7 0 0 0 | 10 |
| 11/12/2022 | at UAB | 0 0 0 | 4 260 4 | 0-1 | 3-3 0 0 0 | 3 |
| 11/26/2022 | Rice | 0 0 0 | 4 244 1 | 0-1 | 3-3 0 0 0 | 3 |
| 12/02/2022 | at UTSA | 0 0 0 | 6 390 6 | 2-2 | 3-3 0 0 0 | 9 |
| 12/17/2022 | vs Boise St. | 0 0 0 | 6 384 4 | 1-1 | 3-3 0 0 0 | 6 |
| | | 0 0 0 | 84 5342 63 | 18-21 | 54-55 0 0 0 | 108 |

#32 RODRIGUEZ, Bernardo

| Date | Opponent | Punting | Kickoffs | Field Goals |
|------------|----------------|------------------|---------------|-------------|
| | | no. yds tb | no. yds tb | made-att |
| 08/27/2022 | at UTEP | 3 102 0 | 0 0 0 | 0-0 |
| 09/03/2022 | SMU | 5 206 0 | 0 0 0 | 0-0 |
| 09/10/2022 | Texas Southern | 2 80 0 | 0 0 0 | 0-0 |
| 09/17/2022 | at UNLV | 1 30 0 | 1 51 0 | 0-0 |
| 09/24/2022 | at Memphis | 8 329 0 | 0 0 0 | 0-0 |
| 10/01/2022 | Fla. Atlantic | 5 204 0 | 0 0 0 | 0-0 |
| 10/15/2022 | Louisiana Tech | 2 86 0 | 0 0 0 | 0-0 |
| 10/22/2022 | at UTSA | 4 173 0 | 0 0 0 | 0-0 |
| 10/29/2022 | at Western Ky. | 5 203 0 | 0 0 0 | 0-0 |
| 11/05/2022 | FIU | 2 102 0 | 0 0 0 | 0-0 |
| 11/12/2022 | at UAB | 3 107 0 | 0 0 0 | 0-0 |
| 11/26/2022 | Rice | 6 232 0 | 0 0 0 | 0-0 |
| 12/02/2022 | at UTSA | 3 141 0 | 0 0 0 | 0-0 |
| 12/17/2022 | vs Boise St. | 4 152 0 | 0 0 0 | 0-0 |
| | | 53 2147 0 | 1 51 0 | 0-0 |

#47 CAYTON, Chris

| Date | Opponent | Tackles | Sacks | Fumble | Pass Defense | blkd | PAT attempts | off | | | | | |
|------------|----------------|--------------|--------------|------------|--------------|------------|--------------|--------------|------------|------------|------------|-----|-----|
| | | ua a total | tfi-yds | no-yds | ff fr-yds | int-yds | qbh brup | kick | kick | rush | rcv | saf | pts |
| 10/15/2022 | Louisiana Tech | 0 0 0 | 0-0-0 | 0-0 | 0 0-0 | 0-0 | 0 0 | 0 3-4 | 0 0 | 0 0 | 0 3 | | |
| | | 0 0 0 | 0-0-0 | 0-0 | 0-0 | 0-0 | 0 0 | 0 3-4 | 0 0 | 0 0 | 0 3 | | |

| Date | Opponent | Punting | Kickoffs | Field Goals |
|------------|----------------|--------------|----------------|-------------|
| | | no. yds tb | no. yds tb | made-att |
| 10/15/2022 | Louisiana Tech | 0 0 0 | 5 317 3 | 0-0 |
| | | 0 0 0 | 5 317 3 | 0-0 |

2022 REVIEW



2022 FINAL STATISTICS

Total Tackles

| Player | S-A | Total | UTEP | SMU | TSU | UNLV | Mem | FAU | LATech | UTSA | WestKy | FIU | UAB | Rice | UTSA | Boise |
|----------------------|-------|-------|------|-----|-----|------|-----|-----|--------|------|--------|-----|-----|------|------|-------|
| KD Davis | 72-67 | 139 | 5-3 | 5-2 | 6-4 | 6-2 | 6-4 | 4-6 | 11-8 | 6-6 | 3-3 | 4-3 | 3-5 | 4-9 | 5-9 | 4-3 |
| Larry Nixon III | 51-54 | 105 | 4-1 | 3-3 | 6-9 | 3-3 | 3-3 | 4-6 | 1-0 | 2-3 | 4-1 | 0-3 | 3-9 | 6-7 | 4-3 | 8-3 |
| Sean-Thomas Faulkner | 43-47 | 90 | 2-1 | 1-1 | 3-3 | 5-6 | 1-5 | 4-2 | 2-2 | 6-3 | 3-3 | 1-0 | 5-7 | 1-5 | 6-5 | 3-4 |
| Mazin Richards | 55-23 | 78 | 2-2 | 3-2 | 4-1 | 1-5 | 4-1 | 3-0 | 9-0 | 7-4 | 6-3 | 3-0 | 4-3 | 5-2 | 3-0 | 1-0 |
| Quinn Whitlock | 34-33 | 67 | 4-3 | 2-1 | - | 2-7 | 2-4 | 2-2 | 1-2 | DNP | 5-3 | 4-0 | 3-1 | 2-3 | 4-6 | 3-1 |
| DeShawn Gaddie | 43-18 | 61 | 4-1 | 2-1 | 2-3 | 6-2 | 3-2 | 1-2 | 2-0 | 2-2 | 4-1 | 2-0 | 4-1 | DNP | 6-3 | 5-0 |
| Kevin Wood | 25-30 | 55 | 0-3 | DNP | DNP | DNP | DNP | DNP | 5-6 | 3-8 | 3-3 | 5-1 | 3-2 | 2-1 | 2-5 | 2-1 |
| Logan Wilson | 31-19 | 50 | - | - | - | 1-3 | 2-0 | 2-0 | 4-3 | 4-4 | 3-2 | 2-1 | 4-1 | 0-1 | 6-3 | 3-1 |
| Fatafehi Vailea | 15-29 | 44 | 2-0 | 0-2 | 1-3 | 1-2 | 3-2 | 2-3 | 0-1 | 0-6 | 1-0 | - | 2-4 | 0-2 | 1-3 | 2-1 |
| Ridge Texada | 38-5 | 43 | 4-0 | 3-0 | 3-0 | 2-0 | 1-1 | 4-0 | 1-0 | 5-1 | 3-0 | - | 3-0 | 3-3 | 3-0 | 3-0 |
| Roderick Brown | 18-24 | 42 | 2-1 | 1-1 | 2-2 | 2-1 | 1-1 | 0-2 | 3-1 | 1-5 | 1-1 | - | - | 0-1 | 3-5 | 2-3 |
| Tom Trieb | 26-11 | 37 | 1-0 | 6-1 | 1-1 | 3-1 | DNP | DNP | 0-2 | 1-0 | 1-1 | 2-0 | 3-1 | 3-2 | 3-0 | 2-2 |
| Jordan Brown | 19-15 | 34 | 2-0 | 1-0 | 2-7 | 3-2 | 6-2 | - | 1-0 | - | 0-1 | 2-0 | 2-0 | 0-3 | - | - |
| Keelan Crosby | 15-11 | 26 | 2-0 | 5-1 | 1-2 | 1-3 | DNP | DNP | 0-1 | 6-3 | 0-1 | - | - | - | - | - |
| Sifa Leota | 9-14 | 23 | - | - | 1-2 | 0-1 | 1-0 | 0-3 | 1-0 | 1-3 | 1-0 | 2-0 | - | 1-3 | 1-1 | 0-1 |
| Kadren Johnson | 7-12 | 19 | 1-0 | 0-2 | - | 0-1 | 2-0 | 0-2 | 0-3 | 1-2 | 3-0 | - | DNP | 0-1 | - | 0-1 |
| Kortlin Rausaw | 8-10 | 18 | - | 1-1 | 0-1 | 1-0 | 1-0 | 1-0 | 1-0 | 0-4 | 0-2 | 1-0 | 1-0 | 1-1 | - | 0-1 |
| Cam Robertson | 8-7 | 15 | - | 0-2 | 1-1 | 1-1 | 2-1 | - | 1-0 | - | 1-1 | 1-0 | 1-0 | - | 0-1 | - |
| Jaylen Smith | 7-8 | 15 | - | 1-0 | 1-1 | 0-2 | 0-2 | 1-0 | - | 1-1 | 0-1 | 3-1 | - | - | - | - |
| Zahodri Jackson | 8-3 | 11 | - | 1-0 | 1-0 | 3-1 | DNP | DNP | - | - | - | - | - | 2-2 | - | 1-0 |
| Harold West | 7-3 | 10 | 0-1 | 1-0 | 1-1 | - | - | 1-0 | DNP | DNP | 1-1 | 2-0 | - | - | - | 1-0 |
| Enoch Jackson | 4-3 | 7 | 2-1 | - | DNP | DNP | DNP | 1-0 | - | 1-1 | - | - | - | 0-1 | - | DNP |
| Loronzo Thompson | 3-4 | 7 | - | - | 0-1 | 0-1 | 1-0 | - | 1-0 | - | - | 1-1 | 0-1 | - | - | - |
| Alphie Guillory | 2-5 | 7 | - | - | - | - | - | - | - | - | - | 2-1 | 0-1 | 0-3 | - | - |
| Carson Kropp | 1-4 | 5 | - | - | - | - | 0-1 | - | - | - | 0-1 | 1-2 | - | - | - | - |
| Sele Selefuti | 1-3 | 4 | DNP | 1-2 | 0-1 | DNP | - | DNP | DNP | DNP | DNP | - | DNP | DNP | DNP | DNP |
| Kaghen Roach | 1-3 | 4 | 1-0 | - | 0-1 | - | 0-1 | - | - | - | - | 0-1 | - | - | - | - |
| John Davis | 2-1 | 3 | 2-1 | DNP | DNP | DNP | DNP | DNP | DNP | DNP | DNP | DNP | DNP | DNP | DNP | DNP |
| Robert Johnson | 2-0 | 2 | DNP | - | - | 1-0 | - | 1-0 | DNP | DNP | DNP | DNP | DNP | DNP | DNP | DNP |
| Patrick Smith | 0-2 | 2 | DNP | DNP | DNP | DNP | DNP | - | 0-1 | - | 0-1 | DNP | DNP | DNP | DNP | DNP |
| Ethan Mooney | 1-0 | 1 | - | 1-0 | - | - | - | - | - | - | - | - | - | - | - | - |
| Tommy Bush | 1-0 | 1 | - | 1-0 | - | DNP | - | - | - | DNP | - | - | - | - | - | - |
| Ikaika Ragsdale | 1-0 | 1 | - | - | DNP | - | - | - | - | - | - | - | - | - | - | 1-0 |
| Ja'Mori Maclin | 1-0 | 1 | - | - | - | - | - | - | - | - | - | 1-0 | - | - | - | - |
| Grant Gunnell | 1-0 | 1 | DNP | - | 1-0 | DNP | DNP | DNP | DNP | DNP | DNP | DNP | DNP | DNP | DNP | DNP |
| Bryce Drummond | 1-0 | 1 | DNP | DNP | - | - | 1-0 | - | - | - | - | - | - | - | - | - |
| Chris Wright | 1-0 | 1 | DNP | DNP | - | DNP | DNP | DNP | DNP | DNP | DNP | 1-0 | DNP | DNP | DNP | DNP |
| Ayo Adeyi | 1-0 | 1 | - | - | - | - | - | 1-0 | - | - | - | - | DNP | DNP | - | - |
| Kaci Moreka | 1-0 | 1 | - | - | - | - | - | - | - | - | - | - | - | - | 1-0 | DNP |
| Jake Roberts | 1-0 | 1 | - | 1-0 | - | - | - | - | - | - | - | - | - | - | - | - |
| Ta'Shoyn Johnson | 1-0 | 1 | DNP | DNP | DNP | DNP | DNP | DNP | DNP | DNP | DNP | 1-0 | DNP | DNP | DNP | DNP |
| Jordan Smart | 0-1 | 1 | DNP | DNP | DNP | - | - | - | - | - | - | - | - | 0-1 | - | - |
| Bryce Linder | 0-1 | 1 | DNP | - | DNP | DNP | DNP | - | DNP | DNP | DNP | DNP | - | 0-1 | DNP | DNP |

2022 REVIEW



2022 FINAL STATISTICS

SACKS GAME-BY-GAME

| Player | UA-A | Total | UTEP | SMU | TSU | UNLV | Mem | FAU | LATech | UTSA | WestKy | FIU | UAB | Rice | UTSA | Boise |
|-----------------|------|-------|------|-------|-------|------|-------|-------|--------|--------|--------|-----|-----|------|------|-------|
| Mazin Richards | 6-3 | 7.5 | - | 0.5-5 | 1-7 | - | 0.5-4 | - | 3-14 | 1.5-13 | - | - | 1-7 | - | - | - |
| Roderick Brown | 3-2 | 4 | - | - | - | 1-6 | 0.5-4 | - | 2.5-15 | - | - | - | - | - | - | - |
| Kadren Johnson | 3-1 | 3.5 | 1-5 | - | - | - | - | 0.5-5 | - | - | 2-17 | - | DNP | - | - | - |
| Tom Trieb | 2-1 | 2.5 | - | - | - | - | DNP | DNP | 0.5-5 | - | - | - | - | - | 2-9 | - |
| Sifa Leota | 2-1 | 2.5 | - | - | 0.5-4 | - | 1-1 | - | - | - | - | - | - | 1-6 | - | - |
| Enoch Jackson | 1-0 | 1 | - | - | DNP | DNP | DNP | - | - | 1-1 | - | - | - | - | - | DNP |
| Jordan Brown | 1-0 | 1 | - | - | - | - | 1-5 | - | - | - | - | - | - | - | - | - |
| Kevin Wood | 1-0 | 1 | - | DNP | DNP | DNP | DNP | DNP | - | - | - | - | - | 1-8 | - | - |
| Cam Robertson | 1-0 | 1 | - | - | - | - | - | - | 1-5 | - | - | - | - | - | - | - |
| KD Davis | 0-2 | 1 | - | 0.5-5 | - | - | - | - | - | 0.5-7 | - | - | - | - | - | - |
| Larry Nixon III | 0-2 | 1 | - | - | 0.5-4 | - | - | - | - | 0.5-3 | - | - | - | - | - | - |
| Fatafehi Vailea | 0-1 | 0.5 | - | - | - | - | - | 0.5-5 | - | - | - | - | - | - | - | - |
| Kortlin Rausaw | 0-1 | 0.5 | - | - | - | - | - | - | - | 0.5-4 | - | - | - | - | - | - |

TACKLES FOR LOSS GAME-BY-GAME

| Player | UA-A | Total | UTEP | SMU | TSU | UNLV | Mem | FAU | LATech | UTSA | WestKy | FIU | UAB | Rice | UTSA | Boise |
|----------------------|------|-------|-------|-------|-------|-------|--------|-------|--------|--------|--------|-------|-------|-------|-------|-------|
| Mazin Richards | 11-3 | 12.5 | - | 0.5-5 | 1.0-7 | - | 0.5-4 | 1.0-1 | 3.0-14 | 2.5-19 | - | - | 1.0-7 | 1.0-5 | 2.0-6 | - |
| Tom Trieb | 9-1 | 9.5 | - | 2.0-7 | - | 1.0-2 | DNP | DNP | 0.5-5 | - | 1.0-1 | - | 1.0-1 | 1.0-1 | 2.0-9 | 1.0-1 |
| Roderick Brown | 3-3 | 4.5 | - | - | - | 1.0-6 | 0.5-4 | - | 2.5-15 | - | - | - | - | - | 0.5-1 | - |
| Sifa Leota | 3-3 | 4.5 | - | - | 1.0-5 | - | 1.0-1 | - | - | 0.5-1 | - | 1.0-1 | - | 1.0-6 | - | - |
| Quinn Whitlock | 4-0 | 4.0 | - | - | - | 1.0-1 | - | 1.0-5 | - | DNP | 1.0-2 | - | - | 1.0-3 | - | - |
| Kadren Johnson | 3-1 | 3.5 | 1.0-5 | - | - | - | - | 0.5-5 | - | - | 2.0-17 | - | DNP | - | - | - |
| KD Davis | 1-5 | 3.5 | - | 0.5-5 | - | - | 0.5-2 | - | 0.5-0 | 0.5-7 | - | - | - | 1.0-1 | - | 0.5-2 |
| Jordan Brown | 3-0 | 3.0 | - | - | 1.0-2 | - | 2.0-10 | - | - | - | - | - | - | - | - | - |
| Ridge Texada | 3-0 | 3.0 | - | - | - | - | - | 1.0-4 | - | - | 1.0-4 | - | - | - | - | 1.0-1 |
| Cam Robertson | 2-2 | 3.0 | - | - | - | - | 0.5-2 | - | 1.0-5 | - | - | - | 1.0-1 | - | 0.5-1 | - |
| Larry Nixon III | 1-3 | 2.5 | - | - | 0.5-4 | - | - | - | - | 0.5-3 | - | - | - | - | 1.0-1 | 0.5-2 |
| Jaylen Smith | 2-0 | 2.0 | - | - | 1.0-1 | - | - | - | - | - | - | 1.0-1 | - | - | - | - |
| Kevin Wood | 1-1 | 1.5 | - | DNP | DNP | DNP | DNP | DNP | 0.5-1 | - | - | - | - | 1.0-8 | - | - |
| Fatafehi Vailea | 1-1 | 1.5 | 1.0-2 | - | - | - | - | 0.5-5 | - | - | - | - | - | - | - | - |
| Kortlin Rausaw | 0-3 | 1.5 | - | - | 0.5-0 | - | - | - | - | 1.0-4 | - | - | - | - | - | - |
| Enoch Jackson | 1-0 | 1.0 | - | - | DNP | DNP | DNP | - | - | 1.0-1 | - | - | - | - | - | DNP |
| Sean-Thomas Faulkner | 1-0 | 1.0 | - | - | - | - | - | - | - | 1.0-3 | - | - | - | - | - | - |
| Sele Selefuti | 1-0 | 1.0 | DNP | 1.0-1 | - | DNP | - | DNP | DNP | DNP | DNP | - | DNP | DNP | DNP | DNP |



2022 FINAL STATISTICS

GAME-BY-GAME OFFENSIVE STARTERS

| OPPONENT | WR | WR | WR/TE | TE | RB | QB | LT | LG | C | RG | RT |
|-----------------|---------|---------|--------------|-----------|------------|------|----------|-------|------|---------|--------|
| at UTEP | Burns | Ward | Maclin (WR) | Roberts | Ragsdale | Aune | C. Brown | Blair | Mose | Carroll | Duncan |
| SMU | Burns | Ward | Gumms (TE) | Roberts | I. Johnson | Aune | C. Brown | Blair | Mose | Nwaiwu | Duncan |
| Texas Southern | Shorter | Ward | Bush (WR) | Roberts | Adaway | Aune | C. Brown | Blair | Mose | Nwaiwu | Duncan |
| at UNLV | Burns | Ward | Shorter (WR) | Roberts | Ragsdale | Aune | C. Brown | Blair | Mose | Nwaiwu | Duncan |
| at Memphis | Burns | Shorter | Gumms (TE) | Roberts | Adaway | Aune | C. Brown | Blair | Mose | Nwaiwu | Duncan |
| FAU | Smart | Shorter | Horton (WR) | Alberding | I. Johnson | Aune | C. Brown | Blair | Mose | Nwaiwu | Duncan |
| LA Tech | Burns | Shorter | Gumms (TE) | Roberts | Ragsdale | Aune | C. Brown | Blair | Mose | Nwaiwu | Duncan |
| at UTSA | Burns | Shorter | Gumms (TE) | Roberts | Adeyi | Aune | C. Brown | Blair | Mose | Nwaiwu | Duncan |
| at WKU | Burns | Shorter | Ward (WR) | Roberts | Adeyi | Aune | Moreka | Blair | Mose | Nwaiwu | Duncan |
| FIU | Burns | Shorter | Ward (WR) | Roberts | Adeyi | Aune | Moreka | Blair | Mose | Nwaiwu | Duncan |
| at UAB | Burns | Shorter | Gumms (TE) | Roberts | Ragsdale | Aune | Moreka | Blair | Mose | Nwaiwu | Duncan |
| Rice | Burns | Shorter | Ward (WR) | Roberts | Ragsdale | Aune | Moreka | Blair | Mose | Nwaiwu | Duncan |
| vs. UTSA ^ | Burns | Shorter | Ward (WR) | Roberts | Ragsdale | Aune | Moreka | Blair | Mose | Nwaiwu | Duncan |
| vs. Boise St. @ | Burns | Ward | Gumms (TE) | Roberts | Ragsdale | Aune | Moreka | Blair | Mose | Carroll | Duncan |

GAME-BY-GAME DEFENSIVE STARTERS

| OPPONENT | DE | NG | DT | DEVIL | MLB | WLB | EAGLE | CB | S | S | CB |
|-------------------|------------|----------|------------|----------|----------|-------|----------|------------|----------|--------|------------|
| at UTEP | Trieb | R. Brown | E. Jackson | Richards | KD Davis | Wood | Whitlock | Gaddie | Faulkner | Crosby | J. Davis |
| SMU | Trieb | R. Brown | E. Jackson | Richards | KD Davis | Nixon | Whitlock | Gaddie | Faulkner | Crosby | Texada |
| Texas Southern | Richards | R. Brown | Trieb | Leota | KD Davis | Nixon | Whitlock | Gaddie | Faulkner | Crosby | Texada |
| at UNLV | Trieb | R. Brown | Vailea | Richards | KD Davis | Nixon | Whitlock | Gaddie | Faulkner | Crosby | Z. Jackson |
| at Memphis | K. Johnson | R. Brown | Vailea | Richards | KD Davis | Nixon | Whitlock | Gaddie | Faulkner | Wilson | Texada |
| FAU | K. Johnson | R. Brown | Vailea | Richards | KD Davis | Nixon | Whitlock | Gaddie | Faulkner | Wilson | Texada |
| LA Tech | K. Johnson | R. Brown | Vailea | Richards | KD Davis | Wood | Whitlock | Gaddie | Faulkner | Wilson | Texada |
| at UTSA | K. Johnson | R. Brown | Vailea | Richards | KD Davis | Wood | Faulkner | Gaddie | Crosby | Wilson | Texada |
| at WKU | K. Johnson | R. Brown | Vailea | Richards | KD Davis | Wood | Whitlock | Gaddie | Faulkner | Wilson | Texada |
| FIU | K. Johnson | R. Brown | Vailea | Richards | KD Davis | Wood | Whitlock | Gaddie | Faulkner | Wilson | Texada |
| at UAB | Trieb | R. Brown | Vailea | Richards | KD Davis | Wood | Whitlock | Gaddie | Faulkner | Wilson | Texada |
| Rice | K. Johnson | R. Brown | Vailea | Richards | KD Davis | Wood | Whitlock | Z. Jackson | Faulkner | Wilson | Texada |
| vs. UTSA ^ | K. Johnson | R. Brown | Vailea | Richards | KD Davis | Nixon | Whitlock | Gaddie | Faulkner | Wilson | Texada |
| vs. Boise State @ | Trieb | R. Brown | Vailea | Richards | KD Davis | Nixon | Whitlock | Gaddie | Faulkner | Wilson | Texada |

^ - 2022 Ryan C-USA Championship Game (San Antonio, TX)

@ - 2022 Frisco Bowl (Frisco, TX)



2022 FINAL STATISTICS

North Texas - Game Highs

| | | |
|------------------|------|-----------------------------|
| RUSHES | 51 | Fla. Atlantic (10/01/2022) |
| YARDS RUSHING | 475 | Louisiana Tech (10/15/2022) |
| YARDS PER RUSH | 10.1 | Louisiana Tech (10/15/2022) |
| TD RUSHES | 4 | Louisiana Tech (10/15/2022) |
| | 4 | Texas Southern (09/10/2022) |
| PASS ATTEMPTS | 50 | at Memphis (09/24/2022) |
| PASS COMPLETIONS | 27 | at Memphis (09/24/2022) |
| YARDS PASSING | 414 | FIU (11/05/2022) |
| YARDS PER PASS | 11.8 | FIU (11/05/2022) |
| TD PASSES | 5 | FIU (11/05/2022) |
| TOTAL PLAYS | 81 | SMU (09/03/2022) |
| TOTAL OFFENSE | 671 | Louisiana Tech (10/15/2022) |
| YARDS PER PLAY | 9.9 | Louisiana Tech (10/15/2022) |
| POINTS | 59 | Texas Southern (09/10/2022) |
| SACKS BY | 7 | Louisiana Tech (10/15/2022) |
| FIRST DOWNS | 34 | Texas Southern (09/10/2022) |
| PENALTIES | 9 | Fla. Atlantic (10/01/2022) |
| PENALTY YARDS | 69 | Fla. Atlantic (10/01/2022) |
| TURNOVERS | 3 | FIU (11/05/2022) |
| | 3 | at Memphis (09/24/2022) |
| | 3 | SMU (09/03/2022) |
| PUNTS | 8 | at Memphis (09/24/2022) |
| PUNTING AVG | 51.0 | FIU (11/05/2022) |
| LONG PUNT | 56 | at UTSA (12/02/2022) |
| PUNTS INSIDE 20 | 3 | at UAB (11/12/2022) |
| | 3 | at Western Ky. (10/29/2022) |
| | 3 | at Memphis (09/24/2022) |
| LONG PUNT RETURN | 10 | Texas Southern (09/10/2022) |

North Texas - Individual Game Highs

| | | |
|---------------------|------|---|
| RUSHES | 21 | Ikaika Ragsdale vs Boise St. (N) (12/17/2022) |
| YARDS RUSHING | 135 | Ayo Adeyi vs Texas Southern (09/10/2022) |
| TD RUSHES | 2 | Ikaika Ragsdale vs Boise St. (N) (12/17/2022) |
| | 2 | Oscar Adaway III vs Texas Southern (09/10/2022) |
| LONG RUSH | 92 | Ayo Adeyi vs Louisiana Tech (10/15/2022) |
| PASS ATTEMPTS | 49 | Austin Aune at Memphis (09/24/2022) |
| PASS COMPLETIONS | 27 | Austin Aune at Memphis (09/24/2022) |
| YARDS PASSING | 414 | Austin Aune vs FIU (11/05/2022) |
| TD PASSES | 5 | Austin Aune vs FIU (11/05/2022) |
| LONG PASS | 70 | Austin Aune vs FIU (11/05/2022) |
| | 70 | Austin Aune vs Texas Southern (09/10/2022) |
| RECEPTIONS | 6 | Damon Ward at UAB (11/12/2022) |
| | 6 | Roderic Burns at UTSA (10/22/2022) |
| | 6 | Roderic Burns at Memphis (09/24/2022) |
| YARDS RECEIVING | 139 | Roderic Burns at UTSA (10/22/2022) |
| TD RECEPTIONS | 3 | Jyaire Shorter vs Fla. Atlantic (10/01/2022) |
| LONG RECEPTION | 70 | Jake Roberts vs FIU (11/05/2022) |
| | 70 | Roderic Burns vs Texas Southern (09/10/2022) |
| PUNTS | 8 | Bernardo Rodriguez at Memphis (09/24/2022) |
| PUNTING AVG | 51.0 | Bernardo Rodriguez vs FIU (11/05/2022) |
| LONG PUNT | 56 | Bernardo Rodriguez at UTSA (12/02/2022) |
| PUNTS INSIDE 20 | 3 | Bernardo Rodriguez at UAB (11/12/2022) |
| | 3 | Bernardo Rodriguez at Western Ky. (10/29/2022) |
| | 3 | Bernardo Rodriguez at Memphis (09/24/2022) |
| LONG PUNT RETURN | 10 | Roderic Burns vs Texas Southern (09/10/2022) |
| LONG KICKOFF RETURN | 99 | Kaylon Horton at UNLV (09/17/2022) |
| TACKLES | 19 | KD Davis vs Louisiana Tech (10/15/2022) |
| SACKS | 3 | Mazin Richards vs Louisiana Tech (10/15/2022) |
| TACKLES FOR LOSS | 3 | Mazin Richards vs Louisiana Tech (10/15/2022) |



GAME RECAPS

NORTH TEXAS at UTEP

SUN BOWL • EL PASO, TEXAS
AUG. 27, 2022 • ATTENDANCE: 45,971

POSTGAME NOTES

- The Mean Green win extends their lead in the all-time series with UTEP to 20-8-3, and is their sixth straight win over UTEP, dating back to 2017.
- The season opener against C-USA foe UTEP marked the first in-conference opener for the Mean Green since 2005, when they faced Middle Tennessee and pulled off a road victory.
- The win marked the first time since 2009 the Mean Green have opened the season on the road with a double-digit win (won 20-10 at Ball State).
- When the Mean Green went to the halftime break up 14-13, it marked the first time UNT has led UTEP at halftime in El Paso since 1980.
- The Mean Green win marked the sixth straight season-opening victory.
- The win gave UNT its sixth straight win over a Conference USA opponent after winning its final five regular season games in 2021.

SCORING SUMMARY

| | | | | | | |
|------|---|----|----|---|----|----|
| UNT | 0 | 14 | 14 | 3 | -- | 31 |
| UTEP | 0 | 13 | 0 | 0 | -- | 13 |

| | | |
|-----------|------|---|
| 2nd 13:58 | UTEP | Tyrin Smith 32 Yd pass from Gavin Hardison (Gavin Baechle Kick) |
| 10:02 | UNT | Tommy Bush 7 Yd pass from Austin Aune (Ethan Mooney Kick) |
| 5:14 | UTEP | Gavin Baechle 29 Yd Field Goal |
| 1:52 | UNT | Oscar Adaway III 8 Yd Run (Ethan Mooney Kick) |
| :07 | UTEP | Gavin Baechle 26 Yd Field Goal |
| 3rd 10:27 | UNT | Isaiah Johnson 9 Yd pass from Austin Aune (Ethan Mooney Kick) |
| 4:32 | UNT | Jake Roberts 11 Yd pass from Austin Aune (Ethan Mooney Kick) |
| 4th 8:05 | UNT | Ethan Mooney 28 Yd Field Goal |

STATISTICS

| TEAM STATS | UNT | UTEP |
|----------------------------|----------|----------|
| FIRST DOWNS | 24 | 22 |
| RUSHES-YARDS (NET) | 41-163 | 30-107 |
| PASSING YDS (NET) | 236 | 293 |
| Passes Att-Comp-Int | 29-16-0 | 48-21-0 |
| TOTAL OFFENSE PLAYS-YARDS | 70-399 | 78-400 |
| Fumble Returns-Yards | 1-0 | 1-0 |
| Punt Returns-Yards | 1-4 | 0-0 |
| Kickoff Returns-Yards | 1-12 | 1-22 |
| Interception Returns-Yards | 0-0 | 0-0 |
| Punts (Number-Avg) | 3-34.0 | 1-45.0 |
| Fumbles-Lost | 1-1 | 1-1 |
| Penalties-Yards | 6-65 | 5-50 |
| Possession Time | 31:23 | 28:37 |
| Third-Down Conversions | 6-for-12 | 7-for-18 |
| Fourth-Down Conversions | 1-for-1 | 2-for-6 |
| Red-Zone Scores-Chances | 5-for-5 | 2-for-3 |
| Sacks By: Number-Yards | 1-5 | 0-0 |

INDIVIDUAL STATISTICS

RUSHING: UNT-Adeyi, Ayo 17-80; Johnson, Isaiah 7-37; Adaway III, Oscar 6-23; Aune, Austin 3-15; Ragsdale, Ikaika 7-10; TEAM 1-minus 2. UTEP-Awatt,Ronald 10-36; Hardison,Gavin 10-29; Hankins,Deion 8-27; Smith,Tyrin 1-14; Brownholtz,Calv 1-1.

PASSING: UNT-Aune, Austin 16-29-0-236. UTEP-Hardison,Gavin 21-48-0-293.

RECEIVING: UNT-Roberts, Jake 4-54; Burns, Roderic 3-72; Ward, Damon 3-45; Maclin, Ja'Mori 2-25; McMillan, Zhig 1-16; Johnson, Isaiah 1-9; Jackson, Bryton 1-8; Bush, Tommy 1-7. UTEP-Flores,Reynaldo 8-122; Smith,Tyrin 7-127; Akharaiyi,Kelly 3-29; Tupou,James 1-8; Dawn Jr.,Walter 1-6; Awatt,Ronald 1-1.

INTERCEPTIONS: UNT-None. UTEP-None.

SACKS: UNT - Johnson, Kadren 1.0-5. UTEP - None

TACKLES (Total): UNT-Davis, KD 5-3; Whitlock, Quinn 4-3; Nixon III, Larr 4-1; Gaddie, DeShawn 4-1; Texada, Ridge 4-0; Richards, Mazin 2-2; Davis, John 2-1; Faulkner, Sean- 2-1; Jackson,Enoch 2-1; Brown, Roderick 2-1; Wood, Kevin 0-3; Crosby, Keelan 2-0; Vailea, Fatafeh 2-0; Brown, Jordan 2-0; Roach, Kagen 1-0; Johnson, Kadren 1-0; Trieb, Tom 1-0; West, Harold 0-1. UTEP-Knight,Tyrice 7-4; Hylton,Kobe 7-2; Barnes,Dennis 3-4; Allen, Josiah 5-1; Prince,Justin 4-2; Wilson Jr.,Jero 2-2; Taylor,Jadrian 2-1; Thompson,Bryton 2-1; James,Ty'Reke 2-0; Wallerstedt,Cal 1-1; Moss,Kelton 1-1; Williams,Daylon 1-0; Baptist,Darius 1-0; Trotter,Deshaun 1-0; Rudolph,Jalen 1-0; Thompson,Blake 0-1; Neal,James 0-1; Stewart,Keenan 0-1; Amaewhule,Prais 0-1; Hagopian,Joe 0-1.

SMU vs. NORTH TEXAS

APOGEE STADIUM • DENTON, TEXAS
SEPT. 3, 2022 • ATTENDANCE: 25,306

POSTGAME NOTES

- The loss for the Mean Green drops their all-time record against SMU to 6-35-1 and 4-3 in Denton. It was the 100-year anniversary of the series with SMU, with the first game being played in 1922.
- Sophomore RB Isaiah Johnson (Lubbock, Texas), redshirt freshman OL Febechi Nwaiwu (Coppell, Texas) and redshirt freshman TE Var'keyes Gumms (Houston, Texas) all made their first career starts.
- Sophomore RB Oscar Adaway (North Little Rock, Ark.) rushed for 117 yards, one shy of a career-high, and a touchdown. He finished just one yard shy of setting a new career-high which was set on Sept. 5, 2020 against Houston Baptist.
- Adaway scored a touchdown on a 35-yard rush in the second quarter for his fifth career touchdown. He rushed for over 100 yards for his fourth career 100-yard game and his first since having 101 on Nov. 28, 2020 against UTSA.
- Senior OL Manase Mose (Trinity, Texas) made his 50th consecutive career start, tying the UNT career record for total starts and consecutive starts. With a start next week against Texas Southern, Mose will surpass Andy Brewster (2001-04) for the most starts in program history

SCORING SUMMARY

| | | | | | | |
|-----|----|----|---|----|----|----|
| SMU | 14 | 17 | 7 | 10 | -- | 48 |
| UNT | 0 | 10 | 0 | 0 | -- | 10 |

| | | |
|-----------|-----|---|
| 1st 7:04 | SMU | Tre Siggers 9 Yd Run (Rogers Kick) |
| 3:05 | SMU | Tyler Lavine 5 Yd Run (Rogers Kick) |
| 2nd 11:14 | UNT | Ethan Mooney 33 Yd Field Goal |
| 10:58 | SMU | Jordan Kerley 51 Yd pass from Tanner Mordecai (Rogers Kick) |
| 4:52 | SMU | Collin Rogers 39 Yd Field Goal |
| 2:08 | UNT | Oscar Adaway III 35 Yd Run (Ethan Mooney Kick) |
| 1:57 | SMU | Roderick Daniels Jr. 75 Yd pass from Tanner Mordecai (Rogers Kick) |
| 3rd 3:54 | SMU | Rashee Rice 24 Yd pass from Tanner Mordecai (Rogers Kick) |
| 4th 14:16 | SMU | Kelvontay Dixon 8 Yd pass from Tanner Mordecai (Jahari Rogers Kick) |
| 6:47 | SMU | Collin Rogers 32 Yd Field Goal |

STATISTICS

| TEAM STATS | SMU | UNT |
|----------------------------|---------|---------|
| FIRST DOWNS | 23 | 21 |
| RUSHES-YARDS (NET) | 32-150 | 47-202 |
| PASSING YDS (NET) | 426 | 220 |
| Passes Att-Comp-Int | 25-34-0 | 16-34-2 |
| TOTAL OFFENSE PLAYS-YARDS | 66-576 | 81-422 |
| Fumble Returns-Yards | 0-0 | 1-0 |
| Punt Returns-Yards | 1-(-7) | 0-0 |
| Kickoff Returns-Yards | 1-48 | 3-44 |
| Interception Returns-Yards | 2-28 | 0-0 |
| Punts (Number-Avg) | 4-45.8 | 5-40.2 |
| Fumbles-Lost | 2-2 | 2-1 |
| Penalties-Yards | 4-42 | 6-40 |
| Possession Time | 23:56 | 33:53 |
| Third-Down Conversions | 7-of-13 | 6-of-18 |
| Fourth-Down Conversions | 0-of-0 | 1-of-3 |
| Red-Zone Scores-Chances | 4-of-4 | 1-of-4 |
| Sacks By: Number-Yards | 1-5 | 1-10 |

INDIVIDUAL STATISTICS

RUSHING: SMU-Siggers,Tre 12-54; McDaniel,TJ 6-41; Wheaton,Camar 6-41; Stone,Preston 1-8; Lavine,Tyler 1-5; Epton, Jr.,Bran 3-5; Upshaw,Austin 1-3; Mordecai,Tanner 2-minus 7. UNT-Adaway III, Osc 20-117; Adeyi, Ayo 10-42; Johnson, Isaiah 8-34; Ragsdale, Ikaika 6-23; Aune, Austin 1-6; Gunnell, Grant 1-minus 5; TEAM 1-minus 15.

PASSING: SMU-Mordecai, Tanner 23-32-0-432; Stone,Preston 2-2-0-minus 6. UNT-Aune, Austin 14-29-2-186; Gunnell, Grant 2-5-0-34.

RECEIVING: SMU-Rice,Rashee 8-166; Kerley,Jordan 4-103; Daniels, Jr.,Ro 2-76; Haskin,Gage 2-41; Maryland,RJ 2-19; Dixon,Kelvontay 2-15; Upshaw,Austin 2-6; Siggers,Tre 1-4; Redding,Ben 1-2; Knox,Teddy 1-minus 6. UNT-Burns, Roderic 4-35; Roberts, Jake 3-41; Gumms, Var'Keye 2-38; Shorter, Jyaira 2-29; Johnson, Isaiah 2-11; Maclin, Ja'Mori 1-53; Bush, Tommy 1-12; Ragsdale, Ikaika 1-1.

INTERCEPTIONS: SMU-Roberts,Nick 1-27; Wright,Stephon 1-1. UNT-None.

FUMBLES: SMU-Siggers,Tre 1-1; Kerley,Jordan 1-1. UNT-TEAM 1-0; Burns, Roderic 1-1.

SACKS: SMU - Burns, Keke 1.0-5. UNT - Davis, KD 0.5-5; Richards, Mazin 0.5-5.

TACKLES (Total): SMU-Phillips, Jr.,J 5-3; Slade-Matautia, 2-6; Rogers,Jahari 4-1; Aho,Junior 2-3; Reid,Shanon 4-0; Johnson,Ar'mani 3-1; Roberson, Jr.,R 2-2; Paul,Nelson 2-2; Adimora,Chris 2-2; Roberts,Nick 1-3; Crossley,Brando 2-1; Cromartie,Chace 2-1; Palmer,Deuce 2-1; Burns,Ja'Qwondis 0-3; Burns,Keke 2-0; Moses,Ahmad 2-0; Wiley,Gary 1-1; Smith,Isaiah 1-1; Chatman,Elijah 1-1; Nwokobia,Isaiah 0-2; Jones,Jayden 1-0; Westfall,Sam 1-0; Levelston,DeVer 1-0; Hall,Kevaris 1-0; Wright,Stephon 0-1; Brown,Darren 0-1. UNT-Trieb, Tom 6-1; Davis, KD 5-2; Crosby, Keelan 5-1; Nixon III, Larr 3-3; Richards, Mazin 3-2; Texada, Ridge 3-0; Gaddie, DeShawn 2-1; Whitlock, Quinn 2-1; Selefut, Sele 1-2; Rausaw, Kortlin 1-1; Brown, Roderick 1-1; Faulkner, Sean- 1-1; Vailea, Fatafeh 0-2; Robertson, Cam 0-2; Johnson, Kadren 0-2; Smith, Jaylen 1-0; Bush, Tommy 1-0; Brown, Jordan 1-0; West, Harold 1-0; Jackson, Zahodri 1-0; Roberts, Jake 1-0; Mooney, Ethan 1-0.



GAME RECAPS

NORTH TEXAS vs. TEXAS SOUTHERN

APOGEE STADIUM • DENTON, TEXAS
SEPT. 10, 2022 • ATTENDANCE: 15,984

POSTGAME NOTES

- The 59 points scored marked the most for the Mean Green since scoring 77 points against Nicholls State on Sept. 20, 2014.
- The 59 points marked the 24th time in the Seth Littrell era the Mean Green have scored at least 40 points.
- The 45 points scored in the first half was the most for the Mean Green since scoring 49 points in the first half in a win over Nicholls State on Sept. 20, 2014.
- The win puts head coach Seth Littrell at 39-39 in his Mean Green tenure, and he is in sixth place on the program's all-time wins list – behind fifth-place Hayden Fry (40).
- Sophomore running back Ayo Adeyi had his first career 100-yard game with 135 yards on just 10 carries.

SCORING SUMMARY

| TEXAS SOUTHERN | 3 | 14 | 7 | 3 | -- | 27 |
|----------------|----|----|---|---|----|----|
| UNT | 10 | 35 | 7 | 7 | -- | 59 |

| | | |
|-----------|-----|--|
| 1st 08:59 | UNT | Mooney, Ethan 43 yd field goal |
| 06:37 | UNT | Adeyi, Ayo 59 yd run (Mooney, Ethan kick) |
| 02:09 | TSU | Garcia III, Rich 24 yd field goal |
| 2nd 14:34 | UNT | Maclin, Ja'Mori 35 yd pass from Aune, Austin (Mooney, Ethan kick) |
| 13:02 | TSU | Owens, LaDarius 39 yd run (Garcia III, Rich kick) |
| 11:57 | UNT | Shorter, Jyairé 26 yd pass from Aune, Austin (Mooney, Ethan kick) |
| 09:34 | TSU | Bennett, AJ 18 yd pass from Body, Andrew (Garcia III, Rich kick) |
| 08:48 | UNT | Burns, Roderic 70 yd pass from Aune, Austin (Mooney, Ethan kick) |
| 05:19 | UNT | Adaway III, Oscar 3 yd run (Mooney, Ethan kick) |
| 00:32 | UNT | Adaway III, Oscar 1 yd run (Mooney, Ethan kick) |
| 3rd 09:24 | UNT | Gumms, Var'Keyes 14 yd pass from Aune, Austin (Mooney, Ethan kick) |
| 05:54 | TSU | Howard, Jacorey 1 yd run (Garcia III, Rich kick) |
| 4th 09:05 | UNT | Landis, Preston 10 yd run (Mooney, Ethan kick) |
| 03:11 | TSU | Garcia III, Rich 39 yd field goal |

STATISTICS

| TEAM STATS | TSU | UNT |
|----------------------------|---------|---------|
| FIRST DOWNS | 27 | 59 |
| RUSHES-YARDS (NET) | 47-219 | 48-348 |
| PASSING YDS (NET) | 239 | 259 |
| Passes Att-Comp-Int | 19-29-0 | 13-24-1 |
| TOTAL OFFENSE PLAYS-YARDS | 76-458 | 72-607 |
| Fumble Returns-Yards | 0-0 | 0-0 |
| Punt Returns-Yards | 0-0 | 3-26 |
| Kickoff Returns-Yards | 0-0 | 4-84 |
| Interception Returns-Yards | 1-20 | 0-0 |
| Punts (Number-Avg) | 5-36.8 | 2-40.0 |
| Fumbles-Lost | 1-1 | 0-0 |
| Penalties-Yards | 10-119 | 5-58 |
| Possession Time | 32:09 | 27:51 |
| Third-Down Conversions | 6-of-14 | 4-of-9 |
| Fourth-Down Conversions | 0-of-1 | 1-of-1 |
| Red-Zone Scores-Chances | 4-of-4 | 4-of-5 |
| Sacks By: Number-Yards | 0-0 | 2-0-15 |

INDIVIDUAL STATISTICS

RUSHING: Texas Southern-Owens, LaDarius 10-94; Body, Andrew 14-45; Howard, Jacorey 9-36; Ford, Da'Veon 3-27; Franklin, Domini 4-13; Harris, Kevin 4-7; TEAM 1-minus 1; Hill, Tison 2-minus 2. North Texas-Adeyi, Ayo 10-135; Adaway III, Oscar 17-85; Landis, Preston 8-60; Jackson, BK 5-28; Farrar, Qualon 5-25; Aune, Austin 3-15.

PASSING: Texas Southern-Body, Andrew 19-29-0-239. North Texas-Aune, Austin 11-19-0-218; Gunnell, Grant 2-3-1-41.

RECEIVING: Texas Southern-Morton, Derek 7-115; Leary, Trenton 3-43; Bennett, AJ 3-40; Achane, Tavaris 2-13; Turner, Tajarian 1-13; Williams, Jarvis 1-12; Wells, Perry 1-2; Masters, Randy 1-1. North Texas-Maclin, Ja'Mori 3-80; Ward, Damon 3-37; Gumms, Var'Keyes 3-28; Shorter, Jyairé 2-32; Burns, Roderic 1-70; Jackson, Bryson 1-12.

INTERCEPTIONS: Texas Southern-Cotton, Nik 1-20. North Texas-None.

FUMBLES: Texas Southern-Owens, LaDarius 1-1. North Texas-None.

SACKS: Texas Southern-None. North Texas-Nixon III, Larry 0.5-4; Leota, Sifa 0.5-4; Richards, Mazin 1.0-7.

TACKLES (Total): Texas Southern-Anderson, Demont 4-2; Williams, Jacob 5-0; George, Charles 3-2; Williams, Cedric 4-0; Cotton, Nik 4-0; Muhammad, Alijah 2-2; Cole, Nicholas 3-0; Hamilton, Isaiah 3-0; Harris, Nahamani 2-1; Spraggins, Kesho 2-1; Cooper, Tarik 1-2; Tucker, Derrick 2-0; Bogerty, Isaiah 2-0; Goynes, Xavier 2-0; Williams, Javious 1-1; Pippens, Vi-ramon 1-1; Wells, Perry 1-1; Simmons, Canary 1-1; McGraw, Jadrin 1-1; Henderson, Calvi 1-0; Bossier, Atravon 1-0; Garcia III, Rich 1-0; Fuller, Raheme 1-0; Hardman, Josiah 1-0; Harris, Kevin 1-0; Charlo, Kenien 0-1; Taylor, Nicholas 0-1; Chance, Isaiah 0-1. North Texas-Nixon III, Larry 6-9; Davis, KD 6-4; Brown, Jordan 2-7; Faulkner, Sean-Thomas 3-3; Richards, Mazin 4-1; Gaddie, DeShawn 2-3; Brown, Roderick 2-2; Vailea, Fatafehi 1-3; Texada, Ridge 3-0; Crosby, Keelan 1-2; Leota, Sifa 1-2; Trieb, Tom 1-1; West, Harold 1-1; Smith, Jaylen 1-1; Robertson, Cam 1-1; Jackson, Zahodri 1-0; Gunnell, Grant 1-0; Thompson, Leronzo 0-1; Selefu, Sele 0-1; Roach, Kaghen 0-1; Rausaw, Kortlin 0-1.

NORTH TEXAS at UNLV

ALLEGIANT STADIUM • LAS VEGAS, NEVADA
SEPT. 17, 2022 • ATTENDANCE: 19,623

POSTGAME NOTES

- Junior DB Kaylor Horton had a 99-yard kickoff return for a touchdown for his fourth career touchdown (Two KR, one PR, one receiving) and his first with the Mean Green.
- It was the first kickoff return for a touchdown by a UNT player since Deion Hair-Griffin had a 96-yard TD on August 31, 2019 against ACU.
- Sophomore RB Oscar Adaway scored a receiving touchdown in the second quarter for his first career receiving TD. Adaway has now scored a touchdown in four consecutive games to start the season and has five overall (four rushing, one receiving).
- He is the first UNT player to score a touchdown in four straight games to start a season since Jaelon Darden found the end zone in every game of 2020.
- Junior QB Austin Aune finished the game 17 for 29 with 305 yards and two touchdowns. Aune now has nine touchdown passes this season to eight different receivers.
- Junior WR Roderic Burns caught a season-high five passes for 98 yards in the contest. Burns has now caught at least one pass in 20 consecutive games for the Mean Green.

SCORING SUMMARY

| UNT | 10 | 10 | 7 | 0 | -- | 27 |
|------|----|----|----|----|----|----|
| UNLV | 9 | 14 | 14 | 21 | -- | 58 |

| | | |
|-----------|------|--|
| 1st 11:36 | UNLV | Williams, Kyle 23 yd pass from Brumfield, Doug (Gutierrez, Danie kick) |
| 11:21 | UNT | Horton, Kaylor 99 yd kickoff return (Mooney, Ethan kick) |
| 08:17 | UNLV | TEAM safety |
| 01:49 | UNT | Mooney, Ethan 31 yd field goal |
| 2nd 08:43 | UNLV | Robbins, Aidan 2 yd run (Gutierrez, Danie kick) |
| 07:18 | UNLV | Robbins, Aidan 33 yd run (Gutierrez, Danie kick) |
| 02:48 | UNT | Adaway III, Osc 7 yd pass from Aune, Austin (Mooney, Ethan kick) |
| 00:00 | UNT | Mooney, Ethan 20 yd field goal |
| 3rd 11:55 | UNLV | Brumfield, Doug 29 yd run (Gutierrez, Danie kick) |
| 11:09 | UNT | Gumms, Var'Keye 54 yd pass from Aune, Austin (Mooney, Ethan kick) |
| 07:08 | UNLV | Brumfield, Doug 8 yd run (Gutierrez, Danie kick) |
| 4th 12:42 | UNLV | Robbins, Aidan 1 yd run (Gutierrez, Danie kick) |
| 07:01 | UNLV | White, Ricky 9 yd pass from Brumfield, Doug (Gutierrez, Danie kick) |
| 00:42 | UNLV | Oliver, Cameron 20 yd interception return (Gutierrez, Danie kick) |

STATISTICS

| TEAM STATS | UNT | UNLV |
|----------------------------|----------|----------|
| FIRST DOWNS | 20 | 28 |
| RUSHES-YARDS (NET) | 39-169 | 51-365 |
| PASSING YDS (NET) | 305 | 211 |
| Passes Att-Comp-Int | 17-30-2 | 21-27-0 |
| TOTAL OFFENSE PLAYS-YARDS | 69-474 | 78-576 |
| Fumble Returns-Yards | 0-0 | 0-0 |
| Punt Returns-Yards | 1-3 | 0-0 |
| Kickoff Returns-Yards | 1-99 | 2-48 |
| Interception Returns-Yards | 0-0 | 2-20 |
| Punts (Number-Avg) | 2-58.0 | 4-46.0 |
| Fumbles-Lost | 0-0 | 0-0 |
| Penalties-Yards | 3-25 | 6-50 |
| Possession Time | 21:18 | 38:42 |
| Third-Down Conversions | 3-for-11 | 9-for-15 |
| Fourth-Down Conversions | 1-for-4 | 2-for-2 |
| Red-Zone Scores-Chances | 3-for-5 | 4-for-4 |
| Sacks By: Number-Yards | 1-6 | 1-10 |

INDIVIDUAL STATISTICS

RUSHING: North Texas-Adeyi, Ayo 11-73; Adaway III, Osc 14-73; Ragsdale, Ikaika 5-16; Johnson, Isaiah 6-11; Jackson, BK 1-7; Aune, Austin 2-minus 11. UNLV-Robbins, Aidan 29-227; Brumfield, Doug 12-100; Reese, Courtney 7-37; Young-Humphrey 3-1.

PASSING: North Texas-Aune, Austin 17-29-2-305; TEAM 0-1-0-0. UNLV-Brumfield, Doug 21-27-0-211.

RECEIVING: North Texas-Burns, Roderic 5-98; Shorter, Jyairé 4-90; Gumms, Var'Keyes 2-71; Ward, Damon 2-18; Adaway III, Osc 2-7; Johnson, Isaiah 1-13; Roberts, Jake 1-8. UNLV-Williams, Kyle 8-69; White, Ricky 7-76; Williams, Nick 2-59; Weimer, Jeff 2-3; Zeon III, Shelto 1-5; Robbins, Aidan 1-minus 1.

INTERCEPTIONS: North Texas-None. UNLV-Oliver, Cameron 1-20; Morgan, Jordyn 1-0.

FUMBLES: North Texas-None. UNLV-None.

SACKS: North Texas-Brown, Roderick 1.0-6. UNLV-Williams, Jerree 1.0-10.

TACKLES (Total): North Texas-Faulkner, Sean 6-6; Whitlock, Quinn 2-7; Gaddie, DeShawn 6-2; Davis, KD 6-2; Nixon III, Larr 4-3; Richards, Mazin 1-5; Brown, Jordan 3-2; Trieb, Tom 3-1; Jackson, Zahodr 3-1; Wilson, Logan 1-3; Crosby, Keelan 1-3; Brown, Roderick 2-1; Vailea, Fatafehi 1-2; Texada, Ridge 2-0; Robertson, Cam 1-1; Smith, Jaylen 0-2; Rausaw, Kortlin 1-0; Johnson, Robert 1-0; Johnson, Kadren 0-1; Leota, Sifa 0-1; Thompson, Leron 0-1. UNLV-Aj-ake, Austin 3-9; Baldwin, Johnath 6-1; Williams, Jerree 5-2; Beaudry, Kyle 4-3; Williams, Nohl 3-4; Morgan, Jordyn 4-2; Thompkins, Fred 3-2; Oliver, Cameron 4-0; Plant Jr., Adam 1-3; Malakius, Tavis 0-4; Muavesi, Waisale 1-2; Shelton, Elijah 1-2; McDuffie, Marsel 1-1; Enimare, Eliel 1-0; Williams, Kris 0-1.



GAME RECAPS

NORTH TEXAS at MEMPHIS

SIMMONS BANK LIBERTY STADIUM • MEMPHIS, TENN.
SEPT. 24, 2022 • ATTENDANCE: 23,203

POSTGAME NOTES

- Senior OL Manase Mose (Euleess, Texas) made his 53rd straight start and is the program's all-time leader for most career starts at North Texas. The center has started every game of his career and is in his fifth season with the Mean Green.
- Junior defensive lineman Kadren Johnson (Lewisville, Texas) and sophomore defensive back Logan Wilson (Dallas) made their first career starts for the Mean Green.
- Junior AP player Kaylon Horton (Houston) finished the day with one catch for 24 yards and a 5-yard touchdown run and 132 all-purpose yards with his 105 yards in kickoff returns.
- It was the fifth touchdown of Horton's career and first rushing score. Horton has now scored on a kickoff return, punt return, rush and reception.

SCORING SUMMARY

| UNT | 10 | 3 | 7 | 14 | -- | 34 |
|---------|----|----|---|----|----|----|
| MEMPHIS | 6 | 14 | 7 | 17 | -- | 44 |

| | | |
|-----------|-----|---|
| 1st 11:21 | UNT | Mooney, Ethan 25 yd field goal |
| 03:30 | MEM | Prieskorn,Caden 9 yd pass from Henigan (Howard,Chris kick failed) |
| 02:12 | UNT | Shorter, Jyaire 20 yd pass from Aune (Mooney, Ethan kick) |
| 2nd 11:50 | MEM | Ivory,Javon 18 yd pass from Henigan (Howard,Chris kick) |
| 07:39 | MEM | Thomas,Brandon 2 yd run (Howard,Chris kick) |
| 00:00 | UNT | Mooney, Ethan 36 yd field goal |
| 3rd 13:35 | MEM | Allen,Jaylon 39 yd INT return (Howard,Chris kick) |
| 07:38 | UNT | Ward, Damon 11 yd pass from Aune (Mooney, Ethan kick) |
| 4th 14:20 | MEM | Xavien Cullens 0 yd INT return (Howard,Chris kick) |
| 11:33 | MEM | Thomas,Brandon 2 yd run (Howard,Chris kick) |
| 10:50 | UNT | Maclin, Ja'Mori 41 yd pass from Aune (Mooney, Ethan kick) |
| 04:16 | MEM | Howard,Chris 36 yd field goal |
| 02:31 | UNT | Horton, Kaylon 5 yd run (Mooney, Ethan kick) |

STATISTICS

| TEAM STATS | UNT | MEM |
|----------------------------|----------|----------|
| FIRST DOWNS | 23 | 19 |
| RUSHES-YARDS (NET) | 30-102 | 44-193 |
| PASSING YDS (NET) | 371 | 141 |
| Passes Att-Comp-Int | 27-50-2 | 19-29-1 |
| TOTAL OFFENSE PLAYS-YARDS | 80-473 | 73-334 |
| Fumble Returns-Yards | 0-0 | 0-0 |
| Punt Returns-Yards | 2-6 | 2-16 |
| Kickoff Returns-Yards | 5-118 | 3-81 |
| Interception Returns-Yards | 1-3 | 2-39 |
| Punts (Number-Avg) | 8-40.4 | 8-49.2 |
| Fumbles-Lost | 1-1 | 1-0 |
| Penalties-Yards | 3-24 | 4-36 |
| Possession Time | 27:15 | 32:45 |
| Third-Down Conversions | 3-for-15 | 2-for-12 |
| Fourth-Down Conversions | 0-for-1 | 0-for-1 |
| Red-Zone Scores-Chances | 5-for-5 | 5-for-5 |
| Sacks By: Number-Yards | 3-14 | 2-15 |

INDIVIDUAL STATISTICS

RUSHING: North Texas-Adaway III, Oscar 12-46; Adeyi, Ayo 6-30; Ragsdale, Ikaika 3-26; Horton, Kaylon 2-3; TEAM 1-0; Aune, Austin 6-minus 3. Memphis-Thomas,Brandon 15-84; Henigan,Seth 10-54; Martin,Asa 8-37; Ducker,Jevyon 9-27; TEAM 2-minus 9.

PASSING: North Texas-Aune, Austin 27-49-2-371; TEAM 0-1-0-0. Memphis-Henigan,Seth 19-29-1-141.

RECEIVING: North Texas-Burns, Roderic 6-58; Smart, Jordan 5-82; Maclin, Ja'Mori 3-81; Roberts, Jake 3-25; Shorter, Jyaire 2-38; Ward, Damon 2-26; Horton, Kaylon 1-24; Bush, Tommy 1-15; Adaway III, Oscar 1-11; Gumms, Var'Keyes 1-7; Adeyi, Ayo 1-3; Ragsdale, Ikaika 1-1. Memphis-Prieskorn,Caden 4-22; Martin,Asa 4-20; Drake,Koby 3-41; Lewis,Eddie 2-18; Rogers,Gabriel 2-7; Ivory,Javon 1-18; Taylor,Roc 1-8; Thomas,Brandon 1-4; Hassell,John 1-3.

INTERCEPTIONS: North Texas-Whitlock, Quinn 1-3. Memphis-Allen,Jaylon 1-39; Cullens,Xavier 1-0.

SACKS: North Texas-Brown, Jordan 1.0-5; Leota, Sifa 1.0-1; Richards, Mazin 0.5-4; Brown, Roderick 0.5-4. Memphis-Ducksworth, Wardalis 1.0-8; Allen, Jaylon 1.0-7.

TACKLES (Total): North Texas-Davis, KD 6-4; Brown, Jordan 6-2; Nixon III, Larry 3-3; Whitlock, Quinn 2-4; Faulkner, Sean-Thomas 1-5; Richards, Mazin 4-1; Gaddie, DeShawn 3-2; Vailea, Fatafehi 3-2; Robertson, Cam 2-1; Wilson, Logan 2-0; Johnson, Kadren 2-0; Texada, Ridge 1-1; Brown, Roderick 1-1; Smith, Jaylen 0-2; Drummond, Bryce 1-0; Rausaw, Kortlin 1-0; Leota, Sifa 1-0; Thompson, Loronzo 1-0; Kropp, Carson 0-1; Roach, Kaghen 0-1. Memphis-Johnson,Quindell 7-2; Cullens,Xavier 4-4; Evans,Cincir 5-2; Rubin,Greg 4-2; Cantin-Arku,Geo 4-1; Hastings,Josh 3-1; Whitlow Jr.,Wil 2-2; Ducksworth,Ward 2-1; Williams,Joel 2-0; Ross,Davion 1-1; Hamilton,Cormon 1-1; Murray,Tyler 1-1; Allen,Jaylon 1-1; Smith,Cameron 1-0; Norwood,Joe 1-0; Barnett,Julian 1-0; Brockington,Zy 0-1; Oliver,Sylvonta 0-1; Jackson,Cam'Ron 0-1.

FAU vs. NORTH TEXAS

APOGEE STADIUM • DENTON, TEXAS
OCT. 1, 2022 • ATTENDANCE: 18,274

POSTGAME NOTES

- The Mean Green have now won six of the last eight matchups with FAU dating back to 2010.
- The win puts head coach Seth Littrell at 40-41 in his Mean Green tenure and moves into a tie for fifth on the program's all-time wins list with Hayden Fry
- In the Littrell era, the Mean Green are now 25-0 when scoring at least 40 points
- DB Ridge Texada had two interceptions including a 58-yd return for a touchdown. It was the first interception return for a touchdown for UNT since Kemon Hall's against Arkansas on Sept. 15, 2018. He was the first UNT player with two interceptions since DeShawn Gaddie in 2020 vs. UTEP.

SCORING SUMMARY

| FAU | 7 | 14 | 0 | 7 | -- | 28 |
|-----|---|----|----|---|----|----|
| UNT | 7 | 21 | 14 | 3 | -- | 45 |

| | | |
|-----------|-----|--|
| 1st 11:17 | UNT | Shorter, Jyaire 25 yd pass from (Mooney, Ethan kick) |
| 07:46 | FAU | Perry,N'Kosi 12 yd run (Suarez,Morgan kick) |
| 2nd 14:56 | UNT | Shorter, Jyaire 2 yd pass from (Mooney, Ethan kick) |
| 05:36 | UNT | Shorter, Jyaire 25 yd pass from (Mooney, Ethan kick) |
| 03:24 | FAU | Young,Teja 64 yd INT: INT: (Suarez,Morgan kick) |
| 00:09 | FAU | McCammon,Larry 35 yd pass from (Suarez,Morgan kick) |
| 3rd 09:56 | UNT | Ragsdale, Ikaika 1 yd run (Mooney, Ethan kick) |
| 08:23 | UNT | Johnson, Isaiiah 1 yd run (Mooney, Ethan kick) |
| 4th 14:44 | FAU | Wester,LaJohnta 13 yd pass from (Suarez,Morgan kick) |
| 03:59 | UNT | Mooney, Ethan 43 yd field goal |
| 2nd 09:22 | UNT | Texada, Ridge 58 yd INT: INT: (Mooney, Ethan kick) |

STATISTICS

| TEAM STATS | FAU | UNT |
|----------------------------|----------|---------|
| FIRST DOWNS | 24 | 21 |
| RUSHES-YARDS (NET) | 29-137 | 51-300 |
| PASSING YDS (NET) | 295 | 181 |
| Passes Att-Comp-Int | 26-50-2 | 15-21-1 |
| TOTAL OFFENSE PLAYS-YARDS | 432 | 481 |
| Fumble Returns-Yards | 0-0 | 2-1 |
| Punt Returns-Yards | 0-(-1) | 1-5 |
| Kickoff Returns-Yards | 1-12 | 5-81 |
| Interception Returns-Yards | 1-64 | 2-60 |
| Punts (Number-Avg) | 6-43.2 | 5-40.8 |
| Fumbles-Lost | 0-0 | 2-1 |
| Penalties-Yards | 3-14 | 9-69 |
| Possession Time | 26:26 | 33:34 |
| Third-Down Conversions | 8-for-19 | 4-of-12 |
| Fourth-Down Conversions | 1-for-2 | 1-for-1 |
| Red-Zone Scores-Chances | 2-for-4 | 3-for-3 |
| Sacks By: Number-Yards | 2-4 | 1-10 |

INDIVIDUAL STATISTICS

RUSHING: Fla. Atlantic-McCammon,Larry 15-79; Mobley,Zuberi 7-27; Perry,N'Kosi 5-27; Posey,Javon 1-5; Wester,La-Johnta 1-minus 1. North Texas-Ragsdale, Ikaika 16-119; Adeyi, Ayo 6-75; Adaway III, Oscar 16-71; Johnson, Isaiiah 6-17; Earle, Stone 2-10; Aune, Austin 4-9; TEAM 1-minus 1.

PASSING: Fla. Atlantic-Perry,N'Kosi 26-50-2-295. North Texas-Aune, Austin 14-20-1-180; Earle, Stone 1-1-0-1.

RECEIVING: Fla. Atlantic-Wester,LaJohntay 10-113; Burton,Je'Quan 6-61; Edrine,Jahmal 4-42; Young,Jordan 3-31; McCammon,Larry 2-43; Johnson,Tony 1-5. North Texas-Burns, Roderic 3-69; Shorter, Jyaire 3-52; Gumms, Var'Keyes 3-22; Smart, Jordan 2-7; Roberts, Jake 1-20; Horton, Kaylon 1-8; Johnson, Isaiiah 1-2; Adaway III, Oscar 1-1.

INTERCEPTIONS: Fla. Atlantic-Young,Teja 1-64. North Texas-Texada, Ridge 2-118.

SACKS: Fla. Atlantic-Jones,Chris 1.0-2; Latrell,Jean 1.0-2.

TACKLES (Total): Fla. Atlantic-Young,Teja 8-3; Adams,Armani 6-2; Toombs,Dwight 6-2; Jean,Latrell 5-0; Williams,Eddie 2-3; McRae,Jaleel 4-0; McKithen,Justin 4-0; Wester,Jaylen 3-0; Jones,Chris 2-1; Merrifield,Jaco 1-2; Hill,Jahbari 2-0; Joseph,Morven 1-1; Hawthorne,Decar 0-2; Pettway,Jamie 1-0; McBride,Courtne 1-0; Dean,Kelvin 1-0; Boselli,Adam 1-0; Krakue,Marlon 1-0; Wansley,Amari 1-0; Perry,N'Kosi 1-0; Mungin,Romain 1-0; McCammon,Larry 1-0; Hill,Daedae 0-1; Moore,Josh 0-1; Williams,Jayden 0-1; Joyner,Jaylen 0-1. North Texas-Davis, KD 4-6; Nixon III, Larry 4-6; Faulkner, Sean-Thomas 4-2; Vailea, Fatafehi 2-3; Texada, Ridge 4-0; Whitlock, Quinn 2-2; Richards, Mazin 3-0; Gaddie, DeShawn 1-2; Leota, Sifa 0-3; Wilson, Logan 2-0; Johnson, Kadren 0-2; Brown, Roderick 0-2; Johnson, Robert 1-0; Smith, Jaylen 1-0; Jackson,Enoch 1-0; Rausaw,Kortlin 1-0; West, Harold 1-0; Adeyi, Ayo 1-0.



GAME RECAPS

NORTH TEXAS vs. LA TECH

APOGEE STADIUM • DENTON, TEXAS
OCT. 15, 2022 • ATTENDANCE: 16,590

POSTGAME NOTES

- The win was the eighth straight against a Conference USA foe, dating back to last season, which is the longest for the Mean Green in the C-USA era and longest since they won 26 straight Sun Belt games from Oct. 13, 2001-Sept. 10, 2005.
- The eight straight conference wins puts UNT third nationally for longest active conference winning streak.
- The Mean Green's 475 rushing yards set a new program rushing record for a single game. The total is the fifth-most in Conference USA history and the second most by a FBS team thus far in 2022.
- The win moves UNT to 4-3 on the season, marking the first time since 2017 the team has been 4-3 after seven games and the first time since 2017 the Mean Green have started Conference USA play 3-0.

SCORING SUMMARY

| | | | | | | |
|---------|----|----|----|----|----|----|
| LA TECH | 3 | 14 | 10 | 0 | -- | 27 |
| UNT | 14 | 13 | 7 | 13 | -- | 47 |

| | | |
|-----------|-----|--|
| 1st 11:54 | UNT | Ragsdale, Ikaika 1 yd run (Cayton,Chris kick) |
| 06:35 | LT | Buchanan,Buck 46 yd field goal |
| 03:52 | UNT | Shorter, Jyaire 51 yd pass from Aune, Austin (Cayton,Chris kick) |
| 2nd 13:15 | UNT | Adeyi, Ayo 92 yd run (Cayton,Chris kick) |
| 10:10 | LT | Magee,Tahj 34 yd pass from McNeil,Parker (Barnes,Jacob kick) |
| 04:34 | UNT | Adaway III, Oscar 1 yd run (Cayton,Chris kick blocked) |
| 02:11 | LT | Garner,Greg 1 yd run (Barnes,Jacob kick) |
| 3rd 09:47 | LT | Barnes,Jacob 23 yd field goal |
| 04:59 | UNT | Gumms, Var'Keyes 20 yd pass from Aune, Austin (Mooney, Ethan kick) |
| 01:19 | LT | Harris,Tre 58 yd pass from McNeil,Parker (Barnes,Jacob kick) |
| 4th 13:02 | UNT | Mooney, Ethan 30 yd field goal |
| 10:18 | UNT | Horton, Kaylon 66 yd run (Mooney, Ethan kick) |
| 01:18 | UNT | Mooney, Ethan 20 yd field goal |

STATISTICS

| TEAM STATS | LT | UNT |
|----------------------------|---------|---------|
| FIRST DOWNS | 22 | 27 |
| RUSHES-YARDS (NET) | 38-80 | 47-475 |
| PASSING YDS (NET) | 424 | 196 |
| Passes Att-Comp-Int | 26-37-0 | 11-21-1 |
| TOTAL OFFENSE PLAYS-YARDS | 75-504 | 68-671 |
| Fumble Returns-Yards | 0-0 | 0-0 |
| Punt Returns-Yards | 0-0 | 0-0 |
| Kickoff Returns-Yards | 2-22 | 1-14 |
| Interception Returns-Yards | 1-0 | 0-0 |
| Punts (Number-Avg) | 4-41.2 | 2-43.0 |
| Fumbles-Lost | 2-0 | 1-0 |
| Penalties-Yards | 9-86 | 8-67 |
| Possession Time | 33:22 | 25:06 |
| Third-Down Conversions | 8-of-17 | 5-of-12 |
| Fourth-Down Conversions | 1-of-2 | 3-of-3 |
| Red-Zone Scores-Chances | 2-2 | 5-5 |
| Sacks By: Number-Yards | 0-0 | 7.0-39 |

INDIVIDUAL STATISTICS

RUSHING: Louisiana Tech-Crosby,Marquis 9-46; Thornton,Charvi 6-25; Harris,Tre 2-14; Garner,Greg 8-12; Allen,Cyrus 1-8; Magee,Tahj 1-0; McNeil,Parker 11-minus 25. North Texas-Adeyi, Ayo 7-122; Adaway III, Oscar 16-113; Horton, Kaylon 3-97; Johnson, Isaiah 13-77; Ragsdale, Ikaika 7-62; Aune, Austin 1-4.

PASSING: Louisiana Tech-McNeil,Parker 26-37-0-424. North Texas-Aune,Austin 11-20-1-196; Ward, Damon 0-1-0-0.

RECEIVING: Louisiana Tech-Harris,Smoke 10-156; Harris,Tre 6-129; Magee,Tahj 4-58; Allen,Cyrus 2-40; Maxwell,Kyle 2-23; Jones,Nate 1-11; Thornton,Charvi 1-7. North Texas-Gumms, Var'Keyes 4-59; Ragsdale, Ikaika 2-16; Shorter, Jyaire 1-51; Smart, Jordan 1-29; Roberts, Jake 1-24; Adaway III, Oscar 1-10; Ward, Damon 1-7.

INTERCEPTIONS: Louisiana Tech-Williamson,BeeJay 1-0. North Texas-None.

SACKS: Louisiana Tech-None. North Texas-Richards, Mazin 3-0; Brown, Roderick 2-1; Trieb, Tom 0-1; Robertson, Cam 1-0.

TACKLES (Total): Louisiana Tech-Cole,Jaiden 7-2; Williamson,BeeJay 5-3; Singleton,Cecil 5-2; Morrison,Khiry 4-1; Carabin,Maki 4-0; Davis,Hugh 3-1; Roberts,Willie 2-2; Mason,Myles 2-2; Lyles,Rasheed 3-0; Hall,Deshon 2-1; Rose,Keivie 1-1; Fisher,Kershawn 1-1; Turner,Marquall 1-0; Brooks,Myles 1-0; Burnett,J'Dan 1-0; TEAM 1-0; Clark,Mykol 0-1; Washington,Jori 0-1; Mason,Joseph 0-1; Ard,Christian 0-1. North Texas-Davis, KD 11-8; Wood, Kevin 5-6; Richards, Mazin 9-0; Wilson, Logan 4-3; Brown, Roderick 3-1; Faulkner, Sean-Thomas 2-2; Whitlock, Quinn 1-2; Johnson,Kadren 0-3; Gaddie, DeShawn 2-0; Trieb, Tom 0-2; Thompson, Loronzo 1-0; Nixon III, Larry 1-0; Robertson, Cam 1-0; Leota, Sifa 1-0; Brown, Jordan 1-0; Rausaw, Kortlin 1-0; Texada, Ridge 1-0; Vailea, Fatafehi 0-1; Crosby, Keelan 0-1; Smith, Patrick 0-1.

NORTH TEXAS at UTSA

ALAMODOME • SAN ANTONIO, TEXAS
OCT. 22, 2022 • ATTENDANCE: 27,122

POSTGAME NOTES

- The Mean Green loss evens the all-time series 5-5, after North Texas entered the game having won four of the previous five meetings against the Roadrunners.
- After rushing for a program record 475 yards last week, North Texas rushed for 22 yards as a team in the loss.
- Since 2000, the Mean Green are 0-29 in games where they failed to rush for 50 yards.
- North Texas has 16 touchdown-scoring drives of less than two minutes this season, including two on Saturday.
- Senior LB KD Davis (Ennis, Texas) finished the day with 12 tackles, including six solo stops, a half-sack and a half-tackle for-loss. He now has 41 tackles over the past three games.

SCORING SUMMARY

| | | | | | | |
|------|---|---|---|----|----|----|
| UNT | 6 | 0 | 7 | 14 | -- | 27 |
| UTSA | 0 | 3 | 7 | 21 | -- | 31 |

| | | |
|-----------|------|--|
| 1st 13:11 | UNT | Mooney, Ethan 49 yd field goal |
| 00:08 | UNT | Mooney, Ethan 40 yd field goal |
| 2nd 03:21 | UTSA | Sackett,Jared 32 yd field goal |
| 3rd 09:26 | UTSA | Brady,Brenden 3 yd run (Sackett,Jared kick) |
| 08:06 | UNT | Roberts, Jake 19 yd pass from Aune, Austin (Mooney, Ethan kick) |
| 4th 13:09 | UTSA | Brady,Brenden 1 yd run (Sackett,Jared kick) |
| 09:35 | UNT | Gumms, Var'Keyes 44 yd pass from Aune, Austin (Mooney, Ethan kick) |
| 02:36 | UTSA | Cephus,Joshua 6 yd pass from Harris, Frank (Sackett,Jared kick) |
| 01:38 | UNT | Johnson, Isaiah 1 yd pass from Aune, Austin (Mooney, Ethan kick) |
| 00:15 | UTSA | Clark,De'Corian 10 yd pass from Harris, Frank (Sackett,Jared kick) |

STATISTICS

| TEAM STATS | UNT | UTSA |
|----------------------------|---------|---------|
| FIRST DOWNS | 13 | 32 |
| RUSHES-YARDS (NET) | 21-22 | 54-257 |
| PASSING YDS (NET) | 325 | 238 |
| Passes Att-Comp-Int | 31-15-1 | 40-27-1 |
| TOTAL OFFENSE PLAYS-YARDS | 52-347 | 94-495 |
| Fumble Returns-Yards | 0-0 | 0-0 |
| Punt Returns-Yards | 1-1 | 1-2 |
| Kickoff Returns-Yards | 3-46 | 0-0 |
| Interception Returns-Yards | 1-6 | 1-0 |
| Punts (Number-Avg) | 5-39.2 | 3-45.7 |
| Fumbles-Lost | 0-0 | 1-0 |
| Penalties-Yards | 8-68 | 5-45 |
| Possession Time | 21:40 | 38:20 |
| Third-Down Conversions | 7-15 | 10-18 |
| Fourth-Down Conversions | 2-2 | 5-6 |
| Red-Zone Scores-Chances | 2-2 | 4-6 |
| Sacks By: Number-Yards | 4-28 | 2-11 |

INDIVIDUAL STATISTICS

RUSHING: North Texas-Adaway III, Oscar 10-20; Ragsdale, Ikaika 4-10; Adeyi, Ayo 2-2; Horton, Kaylon 1-0; Aune, Austin 4-minus 10. UTSA-Brady,Brenden 19-112; Harris, Frank 16-75; Barnes,Kevorian 10-54; Smith,Trelon 6-3; TEAM 1-minus 1; Cephus,Joshua 2-minus 9.

PASSING: North Texas-Aune, Austin 15-31-1-325. UTSA-Harris, Frank 27-39-1-238; Franklin,Zakhar 0-1-0-0.

RECEIVING: North Texas-Burns, Roderic 6-139; Gumms, Var'Keye 3-92; Smart, Jordan 2-9; Shorter, Jyaire 1-58; Roberts, Jake 1-19; Ward, Damon 1-7; Johnson, Isaiah 1-1. UTSA-Cephus,Joshua 11-88; Clark,De'Corian 6-54; Franklin,Zakhar 6-21; Cardenas,Oscar 3-57; Dishman,Dan 1-18.

INTERCEPTIONS: North Texas-Texada, Ridge 1-6. UTSA-Mayfield Jr.,Co 1-0.

SACKS: North Texas-Richards, Mazin 1-1; Jackson, Enoch 1-0; Rausaw, Kortlin 0-1; Davis, KD 0-1; Nixon III, Larr 0-1. UTSA-Taylor,Dadrian 1-0; Bell II,Trumane 1-0.

TACKLES (Total): North Texas-Davis, KD 6-6; Richards, Mazin 7-4; Wood, Kevin 3-8; Faulkner, Sean-Thomas 6-3; Crosby, Keelan 6-3; Wilson, Logan 4-4; Texada, Ridge 5-1; Brown, Roderick 1-5; Vailea, Fatafehi 0-6; Nixon III, Larry 2-3; Gaddie, DeShawn 2-2; Leota, Sifa 1-3; Rausaw, Kortlin 0-4; Johnson,Kadren 1-2; Smith, Jaylen 1-1; Jackson, Enoch 1-1; Trieb, Tom 1-0. UTSA-Chatman,Climo 4-5; Nwachuku,Kelech 4-1; Mayfield Jr.,Co 3-1; Fortune,Nicktro 2-2; Ligon, Jamal 1-3; Taylor,Dadrian 1-2; Griffin,Dywan 2-0; Robinson,Ken 1-1; Simon,Asyrus 0-2; Morris,Avery 0-2; Player,Xavier 0-2; French,Martaviu 0-2; Harmanson,Trevo 0-2; Booker-Brown,Ni 0-2; Taylor,Donyai 1-0; Smith,Trelon 1-0; Bell II,Trumane 1-0; Clayton,Christi 0-1; Leonard,Tai 0-1; McDougle,Lamont 0-1; Robinson,Jimmor 0-1; Baty,Walker 0-1; Clark,De'Corian 0-1; Moore,Trey 0-1.

2022 REVIEW

GAME RECAPS

NORTH TEXAS at WKU

HOUCHEHS INDUSTRIES-LT SMITH STADIUM • BOWLING GREEN, KY.

OCT. 29, 2022 • ATTENDANCE: 17,194

POSTGAME NOTES

- UNT has now won nine of its last 10 Conference USA games.
- The Mean Green win gives them a 5-4 nod in the all-time series, and it's the first UNT win in the last five meetings between the schools.
- The Mean Green improved to 27-0 in the Seth Littrell era when scoring at least 40 points and 16-0 when holding the opponent to less than 20 points.
- North Texas has 18 touchdown-scoring drives of less than two minutes this season, including two against WKU.
- The UNT defense on the road this season has not allowed the opponent to get out of the gate quickly. The Mean Green have only allowed 15 total points in the first quarter of their four road games, an average of just 3.8 points.

SCORING SUMMARY

| | | | | | | |
|-----|----|---|---|----|----|----|
| UNT | 17 | 3 | 0 | 20 | -- | 40 |
| WKU | 7 | 6 | 0 | 0 | -- | 13 |

| | | | |
|-----|-------|-----|---|
| 1st | 11:39 | UNT | Horton, Kaylon 28 yd pass from Aune, Austin (Mooney, Ethan kick) |
| | 08:24 | UNT | Ward, Damon 56 yd pass from Aune, Austin (Mooney, Ethan kick) |
| | 05:44 | WKU | Simon, Joshua 5 yd pass from Reed, Austin (Narveson, Brayden kick) |
| | 01:30 | UNT | Mooney, Ethan 39 yd field goal |
| 2nd | 14:51 | WKU | Narveson, Brayden 43 yd field goal |
| | 01:28 | WKU | Narveson, Brayden 32 yd field goal |
| | 00:00 | UNT | Mooney, Ethan 20 yd field goal |
| 4th | 14:11 | UNT | Ragsdale, Ikaika 5 yd pass from Aune, Austin (Mooney, Ethan kick blocked) |
| | 08:57 | UNT | Adeyi, Ayo 39 yd run (Mooney, Ethan kick) |
| | 02:08 | UNT | Ragsdale, Ikaika 11 yd run (Mooney, Ethan kick) |

STATISTICS

| TEAM STATS | UNT | WKU |
|----------------------------|---------|---------|
| FIRST DOWNS | 25 | 23 |
| RUSHES-YARDS (NET) | 36-196 | 30-146 |
| PASSING YDS (NET) | 340 | 320 |
| Passes Att-Comp-Int | 30-21-0 | 49-29-1 |
| TOTAL OFFENSE PLAYS-YARDS | 66-536 | 79-466 |
| Fumble Returns-Yards | 1-0 | 0-0 |
| Punt Returns-Yards | 0-0 | 2-1 |
| Kickoff Returns-Yards | 2-41 | 2-42 |
| Interception Returns-Yards | 1-11 | 0-0 |
| Punts (Number-Avg) | 5-40.6 | 4-46.0 |
| Fumbles-Lost | 0-0 | 2-1 |
| Penalties-Yards | 5-40 | 9-72 |
| Possession Time | 29:05 | 30:55 |
| Third-Down Conversions | 5 of 12 | 8 of 17 |
| Fourth-Down Conversions | 0 of 0 | 1 of 2 |
| Red-Zone Scores-Chances | 3 of 3 | 2 of 3 |
| Sacks By: Number-Yards | 2-17 | 1-7 |

INDIVIDUAL STATISTICS

RUSHING: North Texas-Adeyi, Ayo 10-72; Ragsdale, Ikaika 11-61; Adaway III, Oscar 7-35; Earle, Stone 3-20; Roberts, Jake 1-10; Burns, Roderic 1-3; Aune, Austin 3-minus 5. Western Ky.-Sanders, L.T. 13-76; Ervin-Poindexter 11-53; Mathison, Michael 1-13; Reed, Austin 4-4.

PASSING: North Texas-Aune, Austin 20-28-0-322; Earle, Stone 2-2-0-23. Western Ky.-Reed, Austin 29-49-1-320.

RECEIVING: North Texas-Roberts, Jake 5-47; Ward, Damon 4-101; Horton, Kaylon 3-40; Maclin, Ja'Mori 2-61; Gumms, Var'Keyes 2-30; Ragsdale, Ikaika 2-12; Burns, Roderic 1-25; Smart, Jordan 1-10; Shorter, Jyaire 1-10; Adeyi, Ayo 1-9. Western Ky.-Corley, Malachi 8-97; Hall, Jaylen 6-96; Davis, Daewood 5-63; Mathison, Michael 4-58; Ervin-Poindexter 2-1; Simon, Joshua 1-5; Sanders, L.T. 1-2; Beljan, Joey 1-0; Smith, Dalvin 1-minus 2.

INTERCEPTIONS: North Texas-Wilson, Logan 1-11. Western Ky.-None.

SACKS: North Texas-Johnson, Kadren 2.0-17. Western Ky.-Evans, Ja'Quies 1.0-7

TACKLES (Total): North Texas-Richards, Mazin 6-3; Whitlock, Quinn 5-3; Faulkner, Sean-Thomas 3-3; Wood, Kevin 3-3; Davis, KD 3-3; Nixon III, Larry 4-1; Gaddie, DeShawn 4-1; Wilson, Logan 3-2; Texada, Ridge 3-0; Brown, Jordan 0-3; Johnson, Kadren 2-0; West, Harold 1-1; Brown, Roderick 1-1; Trieb, Tom 1-1; Robertson, Cam 1-1; Rausaw, Kortlin 0-2; Leota, Sifa 1-0; Vailea, Fatafeh 1-0; Smith, Jaylen 0-1; Smith, Patrick 0-1; Burns, Roderic 0-1; Thompson, Loranzo 0-1; Crosby, Keelan 0-1; Kropp, Carson 0-1. Western Ky.-Evans, Ja'Quies 7-8; Oliver, Kaleb 4-1; Simpkins, Kendri 4-1; Smith, Derrick 4-1; Stout, Upton 4-0; Hunter, Jaden 3-1; Shipp, Darius 3-1; Hailassie, Kahle 3-1; Hernandez, Loren 2-0; Jones, Junwan 1-1; Brathwaite, Jr. 1-1; Ignotti, Will 1-1; Goodrum, Daron 1-1; Thompson, Terrio 1-0; Walker, Dante 1-0; Martin, Brodrick 1-0; Mathison, Michael 1-0; Smith, Dalvin 1-0; Allen, Taique 0-1.

FIU vs. NORTH TEXAS

APOGEE STADIUM • DENTON, TEXAS

NOV. 5, 2022 • ATTENDANCE: 22,308

POSTGAME NOTES

- The Mean Green are now bowl eligible for the sixth time in Littrell's seven seasons at the helm.
- North Texas has 22 touchdown-scoring drives of less than two minutes this season, including four on Saturday.
- UNT's 45 first-half points tied for the most this season with its Sept. 10 game against Texas Southern.
- The 24 first-quarter points was the most for a UNT team since scoring 24 against Idaho State on Nov. 11, 1995, in a game UNT won 41-38.
- After last year's 49-7 win over FIU, UNT has a combined margin of victory of 80 points in its past two games against FIU.
- North Texas scored a touchdown 50 seconds into the game to mark the fastest score for the Mean Green since Nov. 2, 2019, when Mason Fine threw a touchdown pass 17 seconds into the game against UTEP.
- Twelve UNT players have now caught touchdown receptions this year after Jordan Smart joined the club on Saturday.

SCORING SUMMARY

| | | | | | | |
|-----|----|----|---|---|----|----|
| FIU | 0 | 14 | 0 | 0 | -- | 14 |
| UNT | 24 | 21 | 0 | 7 | -- | 52 |

| | | | |
|-----|-------|-----|--|
| 1st | 14:10 | UNT | Adeyi, Ayo 2 yd run (Mooney, Ethan kick) |
| | 11:10 | UNT | Smart, Jordan 45 yd pass from Aune, Austin (Mooney, Ethan kick) |
| | 06:38 | UNT | Mooney, Ethan 29 yd field goal |
| | 01:08 | UNT | Gumms, Var'Keyes 10 yd pass from Aune, Austin (Mooney, Ethan kick) |
| 2nd | 12:47 | UNT | Shorter, Jyaire 57 yd pass from Aune, Austin (Mooney, Ethan kick) |
| | 10:54 | UNT | Ragsdale, Ikaika 6 yd pass from Aune, Austin (Mooney, Ethan kick) |
| | 08:06 | FIU | Wilson Jr., EJ 2 yd run (Gabriel, Chase kick) |
| | 03:44 | FIU | Peterson, Reggie 79 yd interception return (Gabriel, Chase kick) |
| | 01:13 | UNT | Shorter, Jyaire 35 yd pass from Aune, Austin (Mooney, Ethan kick) |
| 4th | 08:22 | UNT | Earle, Stone 1 yd run (Mooney, Ethan kick) |

STATISTICS

| TEAM STATS | FIU | UNT |
|----------------------------|---------|----------|
| FIRST DOWNS | 14 | 52 |
| RUSHES-YARDS (NET) | 25-113 | 42-209 |
| PASSING YDS (NET) | 145 | 414 |
| Passes Att-Comp-Int | 22-39-2 | 25-35-2 |
| TOTAL OFFENSE PLAYS-YARDS | 64-248 | 77-623 |
| Fumble Returns-Yards | 0-0 | 0-0 |
| Punt Returns-Yards | 2-11 | 1-0 |
| Kickoff Returns-Yards | 3-51 | 3-58 |
| Interception Returns-Yards | 2-79 | 2-11 |
| Punts (Number-Avg) | 9-40.8 | 2-51.0 |
| Fumbles-Lost | 1-0 | 2-1 |
| Penalties-Yards | 4-32 | 3-20 |
| Possession Time | 26:03 | 33:57 |
| Third-Down Conversions | 5 of 16 | 12 of 15 |
| Fourth-Down Conversions | 2 of 2 | 0 of 0 |
| Red-Zone Scores-Chances | 1-2 | 5-6 |
| Sacks By: Number-Yards | 0-0 | 0-0 |

INDIVIDUAL STATISTICS

RUSHING: FIU-James, Grayson 4-37; Patterson, Anton 7-33; Joseph, Lexington 5-21; Wilson Jr., EJ 4-9; Chambers, Tyrese 1-8; Owens, Kejon 3-3; Carlson, Haden 1-2. North Texas-Earle, Stone 11-60; Adeyi, Ayo 7-59; Ragsdale, Ikaika 11-30; Farrar, Qualon 5-24; Aune, Austin 3-20; Jackson, BK 4-17; TEAM 1-minus 1.

PASSING: FIU-James, Grayson 19-35-2-130; Carlson, Haden 3-4-0-15. North Texas-Aune, Austin 25-34-2-414; Earle, Stone 0-1-0-0.

RECEIVING: FIU-Hooker, Artez 5-30; Joseph, Lexington 5-11; Chambers, Tyrese 3-21; Bracey, Jalen 2-8; Fairweather, Riv 1-39; Patterson, Dean 1-15; McDonald, Jackson 1-12; Berry Jr., Jay 1-4; Wilson Jr., EJ 1-3; Fournet, Ross 1-3; Patterson, Anton 1-minus 1. North Texas-Smart, Jordan 5-76; Gumms, Var'Keyes 5-42; Burns, Roderic 4-57; Maclin, Ja'Mori 3-55; Ragsdale, Ikaika 3-13; Shorter, Jyaire 2-92; Roberts, Jake 1-70; Ward, Damon 1-12; Horton, Kaylon 1-minus 3.

INTERCEPTIONS: FIU-Peterson, Reggie 1-78; Cole, Adrian 1-0. North Texas-Wood, Kevin 1-8.

SACKS: FIU-None. North Texas-None.

TACKLES (Total): FIU-Daniel, D'Verik 6-1; Cole, Adrian 6-0; Peterson, Reggie 2-4; Hill, Demetrius 4-1; Howard, Jake 4-1; Manuel, Donovan 3-2; Strickland, Davo 2-2; Potts, Jamal 3-0; Passmore, Jeremy 1-2; Bernadel, Gaetha 1-2; Guerard, Jordan 1-2; Masses, Hezekiah 2-0; Nobles, Alex 2-0; Davis, Keegan 2-0; Volmar, Andrew 1-1; TEAM 1-0; Matias, Lucas 1-0; Hall, Dorian 1-0; Mitchell, Kris 1-0; Brumfield, Kyran 1-0; Perkins, Joe 1-0; O'Neal, Travonte 0-1; Kinsler, Latarie 0-1. North Texas-Davis, KD 4-3; Wood, Kevin 5-1; Whitlock, Quinn 4-0; Smith, Jaylen 3-1; Richards, Mazin 3-0; Wilson, Logan 2-1; Guillory, Alphia 2-1; Kropp, Carson 1-2; Nixon III, Larry 0-3; Brown, Jordan 2-0; Leota, Sifa 2-0; West, Harold 2-0; Gaddie, DeShawn 2-0; Trieb, Tom 2-0; Thompson, Loranzo 1-1; Robertson, Cam 1-0; Maclin, Ja'Mori 1-0; Wright, Chris 1-0; Faulkner, Sean-Thomas 1-0; Johnson, Ta'Shoyan 1-0; Rausaw, Kortlin 1-0; Roach, Kaghen 0-1.



GAME RECAPS

NORTH TEXAS at UAB

PROTECTIVE STADIUM • BIRMINGHAM, ALA.
NOV. 12, 2022 • ATTENDANCE: 18,504

POSTGAME NOTES

- The Mean Green loss drops them to 1-6 all-time in the series with UAB, and UNT has now lost four straight in the series with the last Mean Green win coming in Denton on Sept. 23, 2017.
- The Mean Green are now 33-7 when leading at the half in the Seth Littrell era.
- Senior kicker Ethan Mooney (Fort Worth) went 0-for-1 on field goal attempts and 3-for-3 on extra points. Mooney now has 313 career points – tying him on the career all-time list with Trevor Moore (2014-17).
- Junior QB Austin Aune (Argyle, Texas) finished 15 for 32 for 159 yards, a touchdown pass and a rushing touchdown. His 18-yard touchdown pass to Damon Ward Jr., with 10:02 to play in the second quarter was 29th of the season to tie him for second on the single-season list with Mason Fine (2019).

SCORING SUMMARY

| | | | | | | |
|-----|----|----|----|----|----|----|
| UNT | 0 | 21 | 0 | 0 | -- | 21 |
| UAB | 14 | 3 | 10 | 14 | -- | 41 |

| | | | |
|-----|-------|-----|--|
| 1st | 11:32 | UAB | McBride,DeWayne 3 yd run (Quinn,Matt kick) |
| | 04:26 | UAB | McBride,DeWayne 1 yd run (Quinn,Matt kick) |
| 2nd | 13:40 | UNT | Aune, Austin 5 yd run (Mooney, Ethan kick) |
| | 10:02 | UNT | Ward, Damon 18 yd pass from (Mooney, Ethan kick) |
| | 06:17 | UNT | Johnson, Isaiah 1 yd run (Mooney, Ethan kick) |
| | 01:49 | UAB | Quinn,Matt 24 yd field goal |
| 3rd | 08:08 | UAB | Quinn,Matt 39 yd field goal |
| | 03:10 | UAB | Shropshire,Trea 2 yd pass from (Quinn,Matt kick) |
| 4th | 07:55 | UAB | McBride,DeWayne 1 yd run (Quinn,Matt kick) |
| | 00:54 | UAB | Brown Jr.,Jermaine 1 yd run (Quinn,Matt kick) |

STATISTICS

| TEAM STATS | UNT | UAB |
|----------------------------|---------|---------|
| FIRST DOWNS | 14 | 24 |
| RUSHES-YARDS (NET) | 29-105 | 51-271 |
| PASSING YDS (NET) | 159 | 227 |
| Passes Att-Comp-Int | 15-32-0 | 15-23-0 |
| TOTAL OFFENSE PLAYS-YARDS | 61-264 | 74-498 |
| Fumble Returns-Yards | 0-0 | 0-0 |
| Punt Returns-Yards | 0-0 | 1-(-4) |
| Kickoff Returns-Yards | 2-56 | 0-0 |
| Interception Returns-Yards | 0-0 | 0-0 |
| Punts (Number-Avg) | 3-35.7 | 0-0 |
| Fumbles-Lost | 1-1 | 1-1 |
| Penalties-Yards | 1-5 | 4-35 |
| Possession Time | 22:33 | 37:37 |
| Third-Down Conversions | 7-15 | 13-17 |
| Fourth-Down Conversions | 1-3 | 1-2 |
| Red-Zone Scores-Chances | 3-3 | 6-6 |
| Sacks By: Number-Yards | 1-7 | 2-19 |

INDIVIDUAL STATISTICS

RUSHING: North Texas-Ragsdale, Ikaika 17-74; Johnson, Isaiah 5-25; Aune, Austin 7-6. UAB-Brown Jr.,Jermaine 24-150; McBride,DeWayne 21-120; Hopkins,Dylan 5-1; TEAM 1-0.

PASSING: North Texas-Aune, Austin 15-32-0-159. UAB-Hopkins,Dylan 15-23-0-227.

RECEIVING: North Texas-Ward, Damon 6-58; Gumbs, Var'Keyes 3-8; Roberts, Jake 2-23; Shorter, Jyaire 1-53; Ragsdale, Ikaika 1-7; Maclin, Ja'Mori 1-5; Burns, Roderic 1-5. UAB-Shropshire,Trea 5-66; Farrier II,Fred 3-41; Rudolph,Samario 3-32; Jones,TJ 2-7; Palmer,Tejhaun 1-75; Brown Jr.,Jermaine 1-6.

INTERCEPTIONS: North Texas-None. UAB-None.

SACKS: North Texas-Richards,Mazin 1.0-7. UAB-Bynum,Devodric 1.0-11; Harrell,Kyle 1.0-8.

TACKLES (Total): North Texas-Faulkner, Sean-Thomas 5-7; Nixon III, Larry 3-9; Davis, KD 3-5; Richards, Mazin 4-3; Vailea, Fatafehi 2-4; Wilson, Logan 4-1; Gaddie, DeShawn 4-1; Wood, Kevin 3-2; Trieb, Tom 3-1; Whitlock, Quinn 3-1; Texada, Ridge 3-0; Brown, Jordan 2-0; Robertson, Cam 1-0; Rausaw, Kortlin 1-0; Thompson, Loronzo 0-1; Guillory, Alphi 0-1. UAB-Taylor,Tyler 2-7; Bynum,Devodric 7-1; Wilder,Noah 3-3; Swoopes,Keondre 1-3; McWilliams,Fish 2-1; Miller,Damien 1-2; Daniels,CD 1-2; Ellis,Reynard 1-2; Thomas V,Starli 1-2; Boler,Will 1-2; Cash,Grayson 2-0; Harrell,Kyle 2-0; Tuazama,Drew 1-1; Fairbanks II,Mi 1-1; Key,Jaylen 1-1; Dempsey,Colby 1-0; Burkhardt,Reese 1-0.

NORTH TEXAS vs. RICE

APOGEE STADIUM • DENTON, TEXAS
NOV. 26, 2022 • ATTENDANCE: 15,688

POSTGAME NOTES

- The win puts UNT in the Conference USA Championship Game, set for Friday night in San Antonio against UTSA. It will mark the program's second appearance in the C-USA title game with a chance to earn the first conference championship since 2004.
- Junior QB Austin Aune (Argyle, Texas) finished 16 for 29 for 203 yards and two touchdown passes. His 31 passing touchdowns ties Mason Fine's single-season program record, which was set in 2017.
- Senior LB KD Davis (Ennis, Texas) finished the day with 13 tackles, including four solo stops, a tackle for-loss, QB hurry and his first career interception to ice the game. Davis now has 407 career tackles and is 11 tackles behind all-time program leader Byron Gross (1987-90), who finished his career with 418 total tackles.
- Redshirt freshman TE Var'Keyes Gumbs (Houston) finished with three catches for 41 yards. Gumbs' three catches give him 31 on the season to put him at No. 2 on the program's all-time, single-season list for most receptions by a tight end in UNT history behind only Jason Pirtle (2017-21), who had 41 in 2021. Gumbs' 438 yards is the most receiving yards in a season by a tight end in UNT history.

SCORING SUMMARY

| | | | | | | |
|------|---|----|---|---|----|----|
| RICE | 0 | 14 | 0 | 3 | -- | 17 |
| UNT | 7 | 7 | 0 | 7 | -- | 21 |

| | | | |
|-----|-------|------|---|
| 1st | 01:28 | UNT | Shorter, Jyaire 45 yd pass from (Mooney, Ethan kick) |
| 2nd | 07:18 | RICE | West,Uriah 1 yd run (VanSickle,Chris kick) |
| | 04:26 | UNT | Ragsdale, Ikaika 7 yd run (Mooney, Ethan kick) |
| | 02:36 | RICE | Walker,Braylen 48 yd pass from (VanSickle,Chris kick) |
| 4th | 14:19 | RICE | VanSickle,Chris 24 yd field goal |
| | 10:35 | UNT | Ragsdale, Ikaika 6 yd pass from (Mooney, Ethan kick) |

STATISTICS

| TEAM STATS | RICE | UNT |
|----------------------------|---------|---------|
| FIRST DOWNS | 19 | 16 |
| RUSHES-YARDS (NET) | 44-186 | 30-159 |
| PASSING YDS (NET) | 229 | 203 |
| Passes Att-Comp-Int | 22-13-1 | 29-16-0 |
| TOTAL OFFENSE PLAYS-YARDS | 66-415 | 59-362 |
| Fumble Returns-Yards | 0-0 | 0-0 |
| Punt Returns-Yards | 3-13 | 0-0 |
| Kickoff Returns-Yards | 1-21 | 2-42 |
| Interception Returns-Yards | 0-0 | 1-0 |
| Punts (Number-Avg) | 3-45.7 | 6-36.5 |
| Fumbles-Lost | 3-1 | 0-0 |
| Penalties-Yards | 5-50 | 3-30 |
| Possession Time | 35:42 | 24:17 |
| Third-Down Conversions | 4-13 | 8-15 |
| Fourth-Down Conversions | 1-2 | 0-0 |
| Red-Zone Scores-Chances | 2-3 | 2-2 |
| Sacks By: Number-Yards | 0-0 | 2-14 |

INDIVIDUAL STATISTICS

RUSHING: Rice-Otioviano,Juma 14-94; Montgomery,Came 11-49; Padgett,AJ 14-26; West,Uriah 5-17. North Texas-Ragsdale, Ikaika 17-122; Johnson, Isaiah 7-42; Smart, Jordan 1-4; Morris, Dorian 1-0; TEAM 2-minus 3; Aune, Austin 2-minus 6.

PASSING: Rice-Padgett,AJ 13-22-1-229. North Texas-Aune, Austin 16-29-0-203.

RECEIVING: Rice-Esdale,Isaiah 5-69; Walker,Braylen 4-77; Rozner,Bradley 2-28; Otioviano,Juma 1-48; West,Uriah 1-7. North Texas-Ragsdale, Ikaika 5-59; Gumbs, Var'Keyes 3-41; Burns, Roderic 2-16; Johnson, Isaiah 2-8; Shorter, Jyaire 1-45; Smart, Jordan 1-19; Roberts, Jake 1-11; Horton, Kayton 1-4.

INTERCEPTIONS: Rice-None. North Texas-Davis, KD 1-0.

SACKS: Rice-None. North Texas-Leota, Sifa 1.0-6; Wood, Kevin 1.0-8.

TACKLES (Total): Rice-Nyakwol,George 7-4; Morrison,Myron 6-2; Chamberlain,Tre 3-4; Conti,Chris 2-4; Taylor,Gabriel 2-3; Boenisch,Blake 1-2; Carroll,De'Bray 2-0; Lockhart,Kirk 2-0; Pearcy,Josh 1-1; Titre,Quent 1-1; Floyd,Izeya 0-2; McCord,Miles 1-0; Schuman,Trey 1-0; Orji,Kenneth 0-1. North Texas-Nixon III, Larr 6-7; Davis, KD 4-9; Richards, Mazin 5-2; Texada, Ridge 3-3; Faulkner, Sean- 1-5; Trieb, Tom 3-2; Whitlock, Quinn 2-3; Jackson, Zahodri 2-2; Leota, Sifa 1-3; Wood, Kevin 2-1; Guillory, Alphi 0-3; Brown, Jordan 0-3; Rausaw, Kortlin 1-1; Vailea, Fatafehi 0-2; Wilson, Logan 0-1; Smart, Jordan 0-1; Johnson,Kadren 0-1; Linder, Bryce 0-1; Jackson,Enoch 0-1; Brown, Roderic 0-1.

2022 REVIEW



GAME RECAPS

NORTH TEXAS vs. UTSA

CONFERENCE USA CHAMPIONSHIP GAME
ALAMODOME • SAN ANTONIO, TEXAS
DEC. 2, 2022 • ATTENDANCE: 41,412

POSTGAME NOTES

- Junior QB Austin Aune (Argyle, Texas) finished 14 for 29 for 194 yards, two interceptions and a touchdown pass. His 36-yard touchdown pass to Jyaire Shorter with 8:42 to play in the third quarter was his 32nd of the season and 55th of his career. It broke Mason Fine's single-season program record of 31, which was set in 2017.
- Junior WR Jyaire Shorter (Killeen, Texas) finished with two catches for 48 yards and a touchdown. Twenty of Shorter's 22 catches this season have gone for a first down or a touchdown (10 touchdowns).
- Senior OL Manase Mose (Euleess, Texas) made his 61st straight start and is the program's all-time leader for most career starts at North Texas. The center has started every game of his career and is in his fifth season with the Mean Green.
- Senior LB KD Davis (Ennis, Texas) finished the day with 14 tackles, including five solo stops. Davis now has 421 career tackles and passed Byron Gross (1987-90), who finished his career with 418 total tackles, to become the program's all-time tackles leader.

SCORING SUMMARY

| | | | | | | |
|------|---|----|----|----|----|----|
| UNT | 7 | 3 | 10 | 7 | -- | 27 |
| UTSA | 7 | 17 | 10 | 14 | -- | 48 |

| | | | |
|-----|-------|------|---|
| 1st | 12:04 | UTSA | Barnes, Kevorian 27 yd run (Sackett, Jared kick) |
| | 08:09 | UNT | Ragsdale, Ikaika 2 yd run (Mooney, Ethan kick) |
| 2nd | 10:34 | UNT | Mooney, Ethan 22 yd field goal |
| | 08:25 | UTSA | Harris, Frank 11 yd run (Sackett, Jared kick) |
| | 01:12 | UTSA | Sackett, Jared 42 yd field goal |
| | 00:11 | UTSA | Franklin, Zakhari 32 yd pass from Harris, Frank (Sackett, Jared kick) |
| 3rd | 12:26 | UNT | Mooney, Ethan 24 yd field goal |
| | 10:33 | UTSA | Franklin, Zakhari 14 yd pass from Harris, Frank (Sackett, Jared kick) |
| | 08:42 | UNT | Shorter, Jyaire 36 yd pass from Aune, Austin (Mooney, Ethan kick) |
| | 01:47 | UTSA | Sackett, Jared 43 yd field goal |
| 4th | 13:34 | UNT | Johnson, Isaiah 1 yd run (Mooney, Ethan kick) |
| | 11:09 | UTSA | Franklin, Zakhari 39 yd pass from Harris, Frank (Sackett, Jared kick) |
| | 04:07 | UTSA | Cardenas, Oscar 16 yd pass from Harris, Frank (Sackett, Jared kick) |

STATISTICS

| TEAM STATS | UNT | UTSA |
|----------------------------|---------|---------|
| FIRST DOWNS | 19 | 32 |
| RUSHES-YARDS (NET) | 35-172 | 47-227 |
| PASSING YDS (NET) | 194 | 344 |
| Passes Att-Comp-Int | 14-30-2 | 33-38-0 |
| TOTAL OFFENSE PLAYS-YARDS | 65-366 | 85-571 |
| Fumble Returns-Yards | 0-0 | 0-0 |
| Punt Returns-Yards | 1-4 | 0-0 |
| Kickoff Returns-Yards | 6-45.0 | 9-45.8 |
| Interception Returns-Yards | 0-0 | 2-27 |
| Punts (Number-Avg) | 3-47.0 | 2-41.5 |
| Fumbles-Lost | 0-0 | 2-0 |
| Penalties-Yards | 8-39 | 9-69 |
| Possession Time | 22:17 | 37:43 |
| Third-Down Conversions | 2-of-10 | 7-of-14 |
| Fourth-Down Conversions | 2-of-3 | 2-of-3 |
| Red-Zone Scores-Chances | 4-4 | 4-5 |
| Sacks By: Number-Yards | 2-9 | 0-0 |

INDIVIDUAL STATISTICS

RUSHING: North Texas-Ragsdale, Ikaika 17-108; Adeyi, Ayo 12-50; Aune, Austin 3-12; Johnson, Isaiah 2-3; TEAM 1-minus 1. UTSA-Barnes, Kevorian 28-175; Harris, Frank 16-49; Cobbs, Kaedric 1-5; TEAM 2-minus 2.

PASSING: xx North Texas-Aune, Austin 14-29-2-194; Horton, Kaylon 0-1-0-0. UTSA-Harris, Frank 32-37-0-341; Cephus, Joshua 1-1-0-3.

RECEIVING: North Texas-Horton, Kaylon 3-58; Roberts, Jake 3-31; Shorter, Jyaire 2-48; Gumms, Var'Keyes 2-13; MacLin, Ja'Mori 1-20; Ward, Damon 1-13; Burns, Roderic 1-6; Smart, Jordan 1-5. UTSA-Cephus, Joshua 11-84; Franklin, Zakhari 10-144; Cardenas, Oscar 6-84; Ogle-Kellogg, Ty 2-13; Dishman, Dan 2-9; Barnes, Kevorian 1-7; Harris, Frank 1-3.

INTERCEPTIONS: North Texas-None. UTSA-Chattman, Cliffo 1-27; Robinson, Ken 1-0.

SACKS: North Texas-Trieb, Tom 2-0. UTSA-None.

TACKLES (Total): North Texas-Davis, KD 5-9; Faulkner, Sean 6-5; Whitlock, Quinn 4-6; Gaddie, DeShawn 6-3; Wilson, Logan 6-3; Brown, Roderic 3-5; Nixon III, Larry 4-3; Wood, Kevin 2-5; Vailea, Fatafeh 1-3; Richards, Mazin 3-0; Trieb, Tom 3-0; Texada, Ridge 3-0; Leota, Sifa 1-1; Moreka, Kaci 1-0; Robertson, Cam 0-1. UTSA-Chattman, Cliffo 6-3; Harmanson, Trevon 6-3; Mayfield Jr., Co 5-1; Ligon, Jamal 4-2; Moore, Trey 2-3; Nwachuku, Kelech 3-0; Robinson, Ken 2-1; Taylor, Dadrion 2-0; Fortune, Nicktro 2-0; Evans, Joe 1-1; Sandell, Tate 1-0; French, Martavi 1-0; Shockey, Ryan 1-0; Taylor, Donyai 1-0; Dabon, Je'Vaun 1-0; Pewee, Owen 0-1; Wakefield, Kyle 0-1; Brown, Brandon 0-1; Booker-Brown, Ni 0-1; Cooper, Camron 0-1; Simon, Asyrus 0-1; McDougle, Lamont 0-1; Leonard, Tai 0-1.

NORTH TEXAS vs. BOISE STATE

FRISCO BOWL
TOYOTA STADIUM • FRISCO, TEXAS
DEC. 17, 2022 • ATTENDANCE: 12,211

POSTGAME NOTES

- The 435 yards of total offense set a new program record for most total yards in a bowl game, eclipsing the previous high of 410 from the 2016 Heart of Dallas Bowl.
- Junior QB Austin Aune (Argyle, Texas) finished 17 for 32 for 238 yards, two interceptions and a touchdown pass. His 238 passing yards gave him 7,324 in his career and put him fourth place on the program's all-time passing yardage list. Aune's touchdown pass in the third quarter was his 34th touchdown responsible-for to set a new single-season record for quarterbacks.
- Sophomore RB Ikaika Ragsdale (Las Vegas, Nevada) had 21 carries for 94 yards and a pair of touchdowns. He became one of just three UNT players to have multiple rushing touchdowns in a bowl game, joining Patrick Cobbs (2003) and Breelan Chancellor (2014).
- Senior LB KD Davis (Ennis, Texas) finished the day with five tackles, including three solo stops and a half-tackle for-loss. Davis ended his career with 426 tackles and is the program's all-time tackles leader.

SCORING SUMMARY

| | | | | | | |
|-------------|---|---|----|---|----|----|
| UNT | 3 | 7 | 14 | 8 | -- | 32 |
| BOISE STATE | 0 | 6 | 22 | 7 | -- | 35 |

| | | | |
|-----|-------|-------|--|
| 1st | 09:24 | UNT | Mooney, Ethan 27 yd field goal |
| 2nd | 09:58 | BOISE | Dalmas, Jonah 24 yd field goal |
| | 07:38 | UNT | Ragsdale, Ikaika 1 yd run (Mooney, Ethan kick) |
| | 04:43 | BOISE | Dalmas, Jonah 37 yd field goal |
| 3rd | 12:40 | BOISE | Green, Taylen 3 yd run (Hutton, Mason pass from Riddle, Connor) |
| | 08:32 | UNT | Roberts, Jake 17 yd pass from Earle, Stone (Mooney, Ethan kick) |
| | 06:35 | BOISE | McAlister, Eric 24 yd pass from Green, Taylen (Dalmas, Jonah kick) |
| | 05:14 | UNT | Shorter, Jyaire 30 yd pass from Aune, Austin (Mooney, Ethan kick) |
| | 00:25 | BOISE | Green, Taylen 19 yd run (Dalmas, Jonah kick) |
| 4th | 12:05 | BOISE | Jeanty, Ashton 1 yd run (Dalmas, Jonah kick) |
| | 08:17 | UNT | Ragsdale, Ikaika 5 yd run (Aune, Austin rush) |

STATISTICS

| | UNT | BOISE |
|----------------------------|---------|---------|
| FIRST DOWNS | 23 | 23 |
| RUSHES-YARDS (NET) | 40-176 | 50-318 |
| PASSING YDS (NET) | 259 | 137 |
| Passes Att-Comp-Int | 36-19-2 | 22-13-0 |
| TOTAL OFFENSE PLAYS-YARDS | 76-435 | 72-455 |
| Fumble Returns-Yards | 0-0 | 0-0 |
| Punt Returns-Yards | 0-0 | 0-0 |
| Kickoff Returns-Yards | 6-138 | 1-24 |
| Interception Returns-Yards | 0-0 | 2-90 |
| Punts (Number-Avg) | 4-38.0 | 4-31.2 |
| Fumbles-Lost | 1-0 | 0-0 |
| Penalties-Yards | 6-43 | 8-59 |
| Possession Time | 27:43 | 32:17 |
| Third-Down Conversions | 9-of-18 | 5-of-13 |
| Fourth-Down Conversions | 2-of-3 | 1-of-2 |
| Red-Zone Scores-Chances | 4-4 | 5-6 |
| Sacks By: Number-Yards | 0-0 | 0-0 |

INDIVIDUAL STATISTICS

RUSHING: North Texas-Ragsdale, Ikaika 21-94; Adeyi, Ayo 14-67; Earle, Stone 2-20; Aune, Austin 2-0; Horton, Kaylon 1-minus 5. Boise-St.-Jeanty, Ashton 28-178; Green, Taylen 12-119; Holani, George 7-24; TEAM 3-minus 3.

PASSING: North Texas-Aune, Austin 17-32-2-238; Earle, Stone 2-4-0-21. Boise-St.-Green, Taylen 13-22-0-137.

RECEIVING: North Texas-Ragsdale, Ikaika 4-26; Smart, Jordan 3-94; Burns, Roderic 3-26; Ward, Damon 2-54; Roberts, Jake 2-21; Horton, Kaylon 2-0; Shorter, Jyaire 1-30; Gumms, Var'Keye 1-7; Farrar, Qualon 1-1. Boise-St.-Caples, Latrel 6-87; Bowens, Billy 2-13; Holani, George 2-minus 2; McAlister, Eric 1-24; Jeanty, Ashton 1-10; Smith, Riley 1-5.

INTERCEPTIONS: North Texas-None. Boise-St.-Noa, Ezekiel 1-52; Clark, Jaylen 1-38

SACKS: North Texas-None. Boise-St.-None

TACKLES (UA-A): North Texas-Nixon III, Larr 8-2; Gaddie, DeShawn 6-0; Wilson, Logan 4-1; Davis, KD 3-2; Trieb, Tom 3-2; Faulkner, Sean 3-1; Wood, Kevin 3-0; Texada, Ridge 3-0; Vailea, Fatafeh 2-1; Brown, Roderic 1-2; Whitlock, Quinn 2-0; Leota, Sifa 1-1; Jackson, Zahodr 1-0; West, Harold 1-0; Smith, Patrick 1-0; Ragsdale, Ikaika 1-0; Richards, Mazin 1-0; Rausaw, Kortlin 1-0; Linder, Bryce 0-1; Williams, Dilli 0-1. Boise-St.-Teubner, Alexand 8-5; Schramm, DJ 7-4; Robinson, Rodney 6-3; Oladipo, Seyi 5-4; Hunter, Gabe 2-5; Noa, Ezekiel 3-3; Cravens, Jackson 1-4; Callahan, Michae 1-3; Hogans, Cortez 1-3; Obichere, Divine 1-2; Mallock, Scott 1-1; LeBeauf, Tyric 1-1; Dalmas, Jonah 1-0; Del Rio, Jusus 1-0; Misa, Dishawn 1-0; Mikita, Ethan 1-0; Fely, Braxton 0-1; Crowe, Tyler 0-1; Gums, Herbert 0-1; Dudley, Kaden 0-1.

2022 REVIEW



ALL-TIME RESULTS

THE J.W. PENDER ERA 3-4 CAREER

1913 (0-1)

L..... TCU..... 0-13

1914 (3-3)

L..... TCU 0-40
L..... at SE Oklahoma 0-39
W at Burleson College 25-0
W DALLAS UNIVERSITY 13-2
L..... TERRELL ACADEMY 0-6
W at Sam Houston 18-0

THE J.W. ST. CLAIR ERA 20-10-2 CAREER

1915 (4-1)

W at Sam Houston 6-0
W DECATUR BAPTIST 75-0
W at Texas State 14-0
W at Decatur Baptist 53-0
L..... at Dallas University 0-6

1916 (4-3-1)

W SE OKLAHOMA 6-0
W at Decatur Baptist 12-0
L..... at Dallas University 0-42
L..... at Trinity 7-12
T at Texas State 0-0
W THORP SPRINGS 48-0
L..... MERIDIAN 12-13
W EAST TEXAS STATE 40-7

1917 (6-1)

10/1 L..... at Burleson College 0-14
10/8 W..... at Hardin Simmons 14-8
10/15 W..... SE OKLAHOMA 27-0
10/29 W..... at Austin College 19-13
11/5 W..... at Decatur Baptist 48-0
11/19 W..... DALLAS UNIVERSITY 13-0
11/23 W..... MERIDIAN 25-7

1918 (1-2-1)

L..... AUSTIN COLLEGE 7-9
L..... at TCU 0-39
T at SE Oklahoma 7-7
W DECATUR BAPTIST 25-3

1919 (5-3)

10/4 W..... at TCU 14-6
10/11 W..... DALLAS UNIVERSITY 87-6
10/18 W..... at Tarleton State 44-0
10/25 W..... SE OKLAHOMA 53-6
11/1 L..... at Hardin-Simmons 0-23
11/8 L..... at Burleson College 0-16
11/15 L..... at Austin College* 0-1
11/22 W..... at Edmond Normal 35-6
*Forfeit

THE THERON J. FOUTS ERA 23-14-2 CAREER

1920 (7-1)

W at Burleson College 48-12
W at Hardin-Simmons 7-6
W OKLAHOMA BAPTIST 29-0
W MERIDIAN 41-0
W SE OKLAHOMA 47-0
L..... at Tarleton State 7-20
W BAYLOR FRESHMAN 28-0
W TEXAS STATE 20-6

1921 (3-3)

W UTA 41-6
L..... HARDIN-SIMMONS 0-6
L..... TARLETON STATE 0-13
W at Wesley College 33-6
W BURLESON COLL 61-12
L..... at Texas State 0-14

1922 (5-2-1; 3-0 TIAA)

L..... Baylor 0-55
L..... at SMU 0-66
W at Burleson College 13-9
T at UTA 7-7
W East Texas State* 30-0
W TRINITY* 13-6
W UTA 6-0
W TEXAS STATE* 16-13

1923 (3-5; 3-1 TIAA)

L..... at SMU 0-41
L..... at Baylor 7-33
L..... UTA 12-30
L..... at Trinity* 0-6
W SAM HOUSTON* 18-6
W WEST TEXAS A&M 14-6
L..... at Austin College 0-28
W at Texas State* 12-7

1924 (5-3-1; 4-1-1 TIAA)

L..... at SMU 3-7
L..... at Baylor 0-30
W at Decatur Baptist 15-3
W at Daniel Baker* 10-0
L..... TEXAS STATE* 6-10
W at Sam Houston 7-0
W at Hardin-Simmons* 12-7
W at West Texas A&M* 14-7
T TRINITY* 0-0

THE JOHN B. REID ERA 16-18-3 CAREER

1925 (6-4; 4-2 TIAA)

9/26 L..... at SMU 0-48
10/3 L..... at Baylor 6-20
10/10 W..... at Decatur Baptist 27-0
10/17 W..... at Stephen F. Austin 10-0
10/23 W..... EAST TEXAS STATE* 33-13
10/30 W..... at West Texas A&M* 6-0
11/6 L..... at Hardin-Simmons* 0-10
11/11 W..... DANIEL BAKER* 13-8
11/19 W..... at Texas State* 10-6
11/26 L..... TRINITY* 6-16

1926 (5-3-1; 3-0-1 TIAA)

9/24 L..... at SMU 0-42
..... W..... DECATUR BAPTIST 16-0
..... W..... at Stephen F. Austin 9-6
10/23 L..... ABILENE CHRISTIAN 10-13
10/30 W..... WEST TEXAS A&M* 16-3
..... T..... HARDIN SIMMONS* 7-7
..... W..... at East Texas State* 21-7
11/18 W..... TEXAS STATE* 13-12
..... L..... at Trinity* 7-14

1927 (1-6-2; 0-3-2 TIAA)

L..... at SMU 0-68
L..... at Hardin-Simmons 0-14
W DECATUR BAPTIST 12-0
T STEPHEN F. AUSTIN* 12-12
L..... ABILENE CHRISTIAN* 0-33
L..... at Texas State* 0-38
L..... at McMurry 0-15
T EAST TEXAS STATE* 7-7
L..... at Trinity* 0-37

1928 (4-5; 2-2 TIAA)

L..... at SMU 6-33
L..... at Baylor 0-40
W DECATUR BAPTIST 33-0
W at Stephen F. Austin 14-7
W TEXAS STATE* 17-0
L..... at Texas A&M 0-44
L..... at East Texas State* 12-13
L..... MCMURRY* 0-2
W at Austin College* 6-0

THE JACK SISCO ERA 74-37-10 CAREER

1929 (4-3-2; 3-0-1 TIAA)

L..... at SMU 3-13
L..... at TCU 0-25
W at Decatur Baptist 97-0
W STEPHEN F. AUSTIN* 31-0
W at Trinity* 7-0
L..... at Baylor 0-32
W EAST TEXAS STATE* 34-0
T at Texas State* 0-0
T at Sam Houston 6-6

1930 (5-4-1; 4-1 TIAA)

9/20 L..... TCU 0-47
9/27 L..... at Baylor 0-33
10/3 L..... at Austin College 0-6
10/10 T..... at Southwestern 13-13
10/17 W..... TRINITY* 9-6
10/24 W..... at Abilene Christian 20-12
11/1 W..... at Stephen F. Austin* 13-6
11/11 W..... at East Texas State* 19-0
11/18 L..... at Sam Houston* 0-13
11/28 W..... TEXAS STATE* 13-0

TIAA CONFERENCE CHAMPIONS

1931 (8-3; 4-0 TIAA)

9/19 L..... at TCU 6-33
9/26 L..... at SMU 0-13
10/2 W..... AUSTIN COLLEGE 21-6
10/9 W..... at Southwestern 25-0
10/17 L..... TRINITY 0-7
10/23 W..... at Abilene Christian 6-0
10/31 W..... STEPHEN F. AUSTIN 33-0
11/11 W..... at East Texas State* 13-0
11/16 W..... SAM HOUSTON* 19-0
11/25 W..... at Texas State* 20-0
12/8 W..... DANIEL BAKER* 32-13

LONE STAR CONFERENCE CHAMPIONS

1932 (8-1-1; 5-0 LSC)

L..... at TCU 2-14
T at SMU 0-0
W AUSTIN COLLEGE 54-0
W at Southwestern 20-0
W ABILENE CHRISTIAN 13-0
W STEPHEN F. AUSTIN* 31-0
W at Sam Houston* 7-6
W at East Texas State* 27-6
W at Trinity* 20-0
W TEXAS STATE* 6-0

1933 (3-4-2; 2-2-1 LSC)

W at SMU 7-0
L..... TCU 0-13
T SOUTHWESTERN 0-0
L..... at Abilene Christian 0-6
W at Stephen F. Austin* 22-6
L..... at Sam Houston* 7-19
L..... EAST TEXAS STATE* 0-6
W TRINITY* 13-0
T at Texas State* 0-0

HISTORY

ALL-TIME RESULTS

1934 (5-4; 2-2 LSC)

| | | | |
|-------|-------|---------------------------------|------|
| 9/22 | | L.....at SMU..... | 0-33 |
| 9/29 | | L.....at TCU..... | 0-27 |
| 10/5 | | W.....at Southwestern..... | 6-0 |
| 10/15 | | W.....ABILENE CHRISTIAN..... | 6-0 |
| 10/26 | | W.....STEPHEN F. AUSTIN*..... | 14-0 |
| 11/1 | | L.....at Sam Houston*..... | 0-7 |
| 11/9 | | L.....at East Texas State*..... | 0-3 |
| 11/16 | | W.....TRINITY..... | 21-9 |
| 11/23 | | W.....at Texas State*..... | 3-0 |

LONE STAR CONFERENCE CO-CHAMPIONS

1935 (5-3; 3-1 LSC)

| | | | |
|-------|-------|----------------------------------|-------|
| 9/21 | | L.....at SMU..... | 0-29 |
| 9/28 | | L.....at TCU..... | 11-28 |
| 10/4 | | W.....SOUTHWESTERN..... | 34-0 |
| 10/11 | | T.....at Abilene Christian..... | 13-13 |
| 10/25 | | L.....at Stephen F. Austin*..... | 7-9 |
| 11/1 | | W.....SAM HOUSTON*..... | 20-0 |
| 11/8 | | W.....EAST TEXAS STATE*..... | 30-6 |
| 11/15 | | W.....at Trinity..... | 13-8 |
| 11/22 | | W.....at Texas State*..... | 6-0 |

LONE STAR CONFERENCE CHAMPIONS

1936 (6-2-1; 4-0 LSC)

| | | | |
|-------|-------|---------------------------------|------|
| 9/26 | | L.....at SMU..... | 0-6 |
| 10/3 | | L.....at Southwestern..... | 7-12 |
| 10/9 | | W.....ABILENE CHRISTIAN..... | 18-0 |
| 10/16 | | W.....STEPHEN F. AUSTIN*..... | 27-7 |
| 10/22 | | T.....at Austin College..... | 0-0 |
| 10/30 | | W.....at Sam Houston*..... | 27-7 |
| 11/6 | | W.....at East Texas State*..... | 6-0 |
| 11/13 | | W.....TRINITY..... | 26-6 |
| 11/20 | | W.....TEXAS STATE*..... | 14-0 |

1937 (4-4-2; 2-1-1 LSC)

| | | | |
|-------|-------|----------------------------------|-------|
| 9/18 | | L.....AUSTIN COLLEGE..... | 0-6 |
| 9/25 | | L.....at SMU..... | 3-14 |
| 10/1 | | L.....SOUTHWESTERN..... | 6-7 |
| 10/8 | | W.....ABILENE CHRISTIAN..... | 22-14 |
| 10/16 | | T.....at McMurry..... | 0-0 |
| 10/23 | | T.....at Stephen F. Austin*..... | 6-6 |
| 10/29 | | W.....SAM HOUSTON*..... | 13-6 |
| 11/5 | | W.....at Texas State*..... | 10-3 |
| 11/12 | | W.....at Trinity..... | 14-7 |
| 11/20 | | L.....EAST TEXAS STATE*..... | 0-20 |

1938 (7-4; 2-2 LSC)

| | | | |
|-------|-------|---------------------------------|------|
| 9/18 | | W.....at Howard Payne..... | 13-0 |
| 9/24 | | L.....at SMU..... | 7-34 |
| 10/1 | | W.....at Southwestern..... | 27-6 |
| 10/8 | | L.....at Abilene Christian..... | 0-6 |
| 10/14 | | W.....MCMURRY..... | 46-7 |
| 10/21 | | W.....STEPHEN F. AUSTIN*..... | 27-6 |
| 10/28 | | L.....at Sam Houston*..... | 0-18 |
| 11/4 | | W.....at Texas State*..... | 7-6 |
| 11/12 | | W.....at Austin College..... | 32-2 |
| 11/19 | | L.....at East Texas State*..... | 3-7 |
| 12/2 | | W.....PITTSBURG STATE..... | 28-0 |

LONE STAR CONFERENCE CHAMPIONS

1939 (6-1; 4-0 LSC)

| | | | |
|-------|-------|----------------------------------|-------|
| 9/23 | | W.....at Abilene Christian..... | 9-0 |
| 10/7 | | L.....at SMU..... | 0-16 |
| 10/20 | | W.....at Stephen F. Austin*..... | 14-0 |
| 10/29 | | W.....SAM HOUSTON*..... | 24-13 |
| 11/3 | | W.....at Texas State*..... | 26-0 |
| 11/11 | | W.....AUSTIN COLLEGE..... | 27-0 |
| 11/18 | | W.....EAST TEXAS STATE*..... | 16-13 |

LONE STAR CONFERENCE CHAMPIONS

1940 (6-3; 4-0 LSC)

| | | | |
|-------|-------|---------------------------------|-------|
| 9/21 | | L.....at Abilene Christian..... | 13-19 |
| 9/28 | | L.....at Baylor..... | 20-27 |
| 10/5 | | L.....at SMU..... | 7-20 |
| 10/11 | | W.....ARK-MONTICELLO..... | 79-0 |
| 10/18 | | W.....STEPHEN F. AUSTIN*..... | 27-0 |
| 10/25 | | W.....at Sam Houston*..... | 7-6 |
| 11/1 | | W.....TEXAS STATE*..... | 22-0 |
| 11/8 | | W.....AUSTIN COLLEGE..... | 14-0 |
| 11/16 | | W.....at East Texas State*..... | 10-7 |

LONE STAR CONFERENCE CHAMPIONS

1941 (7-1; 4-0 LSC)

| | | | |
|-------|-------|----------------------------------|------|
| 9/27 | | L.....at SMU..... | 0-54 |
| 10/4 | | W.....at Hardin-Simmons..... | 7-3 |
| 10/10 | | W.....ARKANSAS A&M..... | 60-0 |
| 10/17 | | W.....at Stephen F. Austin*..... | 28-0 |
| 10/24 | | W.....SAM HOUSTON*..... | 19-0 |
| 10/31 | | W.....at Texas State*..... | 10-6 |
| 11/7 | | W.....AUSTIN COLLEGE..... | 26-6 |
| 11/15 | | W.....EAST TEXAS STATE*..... | 15-8 |

THE LLOYD RUSSELL ERA

1942 (3-5; 1-2 LSC)

| | | | |
|-------|-------|--------------------------------|-------|
| 9/18 | | L.....at Howard Payne..... | 0-14 |
| 9/26 | | L.....at SMU..... | 7-26 |
| 10/3 | | L.....at Hardin-Simmons..... | 0-34 |
| 10/10 | | W.....FORT HOOD..... | 47-0 |
| 10/24 | | L.....at Sam Houston..... | 20-21 |
| 10/30 | | W.....TEXAS STATE..... | 10-6 |
| 11/6 | | W.....AUSTIN COLLEGE..... | 32-12 |
| 11/13 | | L.....at East Texas State..... | 7-16 |

1943-45

(North Texas did not have a football team because of World War II)

THE ODUS MITCHELL ERA

1946 (7-3-1; 4-1 LSC)

| | | | |
|-------|-------|----------------------------------|-------|
| 9/21 | | L.....at Texas A&M..... | 0-47 |
| 9/28 | | W.....AUSTIN COLLEGE..... | 14-0 |
| 10/5 | | L.....at Abilene Christian..... | 0-6 |
| 10/12 | | W.....at Fort Sam Houston..... | 23-7 |
| 10/19 | | L.....SAM HOUSTON*..... | 0-12 |
| 10/26 | | W.....at Stephen F. Austin*..... | 9-0 |
| 11/2 | | W.....at Texas State*..... | 6-0 |
| 11/9 | | T.....at McMurry..... | 7-7 |
| 11/16 | | W.....at Houston*..... | 7-3 |
| 11/23 | | W.....EAST TEXAS STATE*..... | 47-7 |
| 12/21 | | W.....Pacific^..... | 14-13 |

LONE STAR CONFERENCE CHAMPIONS

1947 (10-2; 6-0 LSC)

| | | | |
|-------|-------|---------------------------------|-------|
| 9/13 | | W.....at Midwestern..... | 27-6 |
| 9/20 | | W.....BROOKE GEN. HOSP..... | 44-0 |
| 9/27 | | L.....at Arkansas..... | 0-12 |
| 10/4 | | W.....at Florida..... | 20-12 |
| 10/18 | | W.....STEPHEN F. AUSTIN*..... | 13-7 |
| 10/25 | | W.....at Sam Houston*..... | 27-0 |
| 11/1 | | W.....TEXAS STATE*..... | 27-7 |
| 11/7 | | W.....at Trinity*..... | 33-7 |
| 11/15 | | W.....HOUSTON*..... | 33-0 |
| 11/22 | | W.....at East Texas State*..... | 12-6 |
| 11/27 | | W.....at Chattanooga*..... | 14-7 |
| 1/1 | | L.....at Nevada #..... | 6-13 |

Salad Bowl (Phoenix, Ariz.)

1948 (6-4; 4-2 LSC)

| | | | |
|-------|-------|----------------------------------|-------|
| 9/17 | | L.....at Oklahoma City..... | 6-14 |
| 9/25 | | W.....RANDOLPH FIELD..... | 86-0 |
| 10/2 | | W.....at West Texas A&M..... | 20-7 |
| 10/9 | | L.....at #19 Nevada..... | 7-48 |
| 10/16 | | W.....at Stephen F. Austin*..... | 19-6 |
| 10/23 | | W.....SAM HOUSTON*..... | 37-7 |
| 10/30 | | L.....at Texas State*..... | 14-24 |
| 11/6 | | W.....TRINITY*..... | 27-12 |
| 11/13 | | L.....at Houston*..... | 6-8 |
| 11/20 | | W.....EAST TEXAS ST.*..... | 27-7 |

1949 (8-4; 2-1 GCC)

| | | | |
|-------|-------|--------------------------------|-------|
| 9/10 | | W.....at Howard Payne..... | 34-14 |
| 9/17 | | L.....at Hardin-Simmons..... | 7-13 |
| 9/24 | | L.....at Arkansas..... | 19-33 |
| 9/30 | | W.....at Oklahoma City..... | 26-7 |
| 10/8 | | L.....MIDWESTERN*..... | 17-20 |
| 10/15 | | W.....STEPHEN F. AUSTIN..... | 25-6 |
| 10/22 | | W.....at Sam Houston..... | 41-14 |
| 10/29 | | W.....TEXAS STATE..... | 41-7 |
| 11/5 | | W.....at Trinity*..... | 32-21 |
| 11/12 | | W.....HOUSTON*..... | 28-23 |
| 11/19 | | W.....at East Texas State..... | 59-6 |
| 11/24 | | L.....at Nevada..... | 7-28 |

GULF COAST CONFERENCE CO-CHAMPIONS

1950 (7-2-1; 2-0-1 GCC)

| | | | |
|-------|-------|--------------------------------|-------|
| 9/16 | | L.....at #13 Kentucky..... | 0-25 |
| 9/23 | | W.....at East Texas State..... | 42-20 |
| 9/30 | | L.....at Arkansas..... | 6-50 |
| 10/7 | | W.....at SW Oklahoma..... | 76-6 |
| 10/13 | | T.....at Midwestern*..... | 7-7 |
| 10/21 | | W.....at Chattanooga..... | 19-14 |
| 11/4 | | W.....TRINITY*..... | 35-6 |
| 11/11 | | W.....at Houston*..... | 16-13 |
| 11/18 | | W.....NEVADA..... | 34-21 |
| 11/25 | | W.....at Fresno State..... | 31-12 |

GULF COAST CONFERENCE CHAMPIONS

1951 (8-4; 1-1 GCC)

| | | | |
|-------|-------|------------------------------|-------|
| 9/15 | | W.....at Lamar..... | 54-6 |
| 9/22 | | W.....at UTEP..... | 33-0 |
| 9/29 | | W.....at Sul Ross..... | 62-6 |
| 10/5 | | W.....EAST TEXAS STATE..... | 48-7 |
| 10/12 | | W.....at West Texas A&M..... | 42-14 |
| 10/19 | | L.....CARSWELL AFB..... | 6-13 |
| 10/27 | | L.....at Pacific..... | 0-34 |
| 11/3 | | W.....at Trinity..... | 32-0 |
| 11/10 | | W.....MIDWESTERN..... | 61-0 |
| 11/17 | | W.....FRESNO STATE..... | 62-0 |
| 11/22 | | L.....at UT-Chattanooga..... | 20-32 |
| 12/5 | | L.....HOUSTON..... | 14-20 |

GULF COAST CONFERENCE CHAMPIONS

1952 (7-3; 1-1 GCC)

| | | | |
|-------|-------|---------------------------------|-------|
| 9/20 | | W.....at UTEP..... | 27-14 |
| 9/27 | | W.....NORTH DAKOTA #..... | 55-0 |
| 10/4 | | L.....at Dayton..... | 14-20 |
| 10/11 | | L.....at Mississippi State..... | 0-14 |
| 10/18 | | L.....HARDIN-SIMMONS..... | 13-28 |
| 10/25 | | W.....at Memphis..... | 38-14 |
| 11/1 | | W.....TRINITY*..... | 34-7 |
| 11/8 | | W.....TEXAS TECH..... | 34-19 |
| 11/15 | | W.....CARSWELL AFB..... | 28-14 |
| 11/22 | | W.....at Midwestern*..... | 33-7 |

First game at Fouts Field





ALL-TIME RESULTS

1953 (3-6-1; 1-1 GCC)

| | | | | |
|-------|--------------|--------------------------|-------|-------|
| 9/26 | L..... | ARIZONA STATE | | 0-14 |
| 10/3 | L..... | at #11 Mississippi State | | 6-21 |
| 10/9 | W..... | SAN DIEGO NAVY | | 27-12 |
| 10/17 | W..... | MIDWESTERN* | | 39-7 |
| 10/24 | L..... | at UTEP | | 21-26 |
| 10/31 | T..... | at San Jose State | | 13-13 |
| 11/7 | L..... | at #12 Mississippi | | 7-40 |
| 11/14 | W..... | WEST TEXAS A&M | | 38-6 |
| 11/21 | L..... | at Hardin-Simmons | | 10-14 |
| 11/28 | L..... | at Trinity* | | 6-14 |

1954 (4-6; 1-1 GCC)

| | | | | |
|-------|--------------|----------------------|-------|-------|
| 9/17 | L..... | at #10 Mississippi | | 12-35 |
| 10/2 | W..... | SOUTHERN MISS | | 15-7 |
| 10/9 | W..... | HARDIN-SIMMONS | | 20-7 |
| 10/15 | L..... | at UT-Chattanooga | | 19-20 |
| 10/23 | L..... | UTEP | | 0-6 |
| 10/30 | L..... | SAN JOSE STATE | | 20-27 |
| 11/6 | L..... | at Mississippi State | | 26-48 |
| 11/13 | W..... | at Arizona State | | 20-13 |
| 11/20 | L..... | TRINITY* | | 0-13 |
| 11/24 | W..... | at Midwestern* | | 19-0 |

GULF COAST CONFERENCE CO-CHAMPIONS

1955 (5-4-1; 2-0 GCC)

| | | | | |
|-------|--------------|----------------------|-------|-------|
| 9/24 | T..... | at UTEP | | 7-7 |
| 10/1 | L..... | at Mississippi | | 0-33 |
| 10/8 | L..... | at S. Mississippi | | 0-26 |
| 10/15 | W..... | Hardin-Simmons \$ | | 30-19 |
| 10/22 | W..... | MIDWESTERN* | | 40-13 |
| 10/29 | L..... | at Mississippi State | | 7-20 |
| 11/5 | L..... | CHATTANOOGA | | 6-14 |
| 11/12 | W..... | MCMURRY | | 38-21 |
| 11/19 | W..... | EMPORIA STATE | | 62-0 |
| 12/3 | W..... | TRINITY* | | 7-6 |

\$ game played in Odessa, TX

GULF COAST CONFERENCE CO-CHAMPIONS

1956 (7-2-1; 2-0-1 GCC)

| | | | | |
|-------|--------------|--------------------|-------|-------|
| 9/22 | L..... | at #13 Mississippi | | 0-45 |
| 9/29 | L..... | at Arizona State | | 7-27 |
| 10/6 | W..... | SAN DIEGO NAVY | | 65-6 |
| 10/13 | W..... | at Midwestern* | | 14-7 |
| 10/20 | W..... | UTEP | | 13-6 |
| 10/26 | W..... | at Youngstown | | 19-12 |
| 11/3 | T..... | TRINITY* | | 7-7 |
| 11/10 | W..... | MCMURRY | | 23-7 |
| 11/17 | W..... | ABILENE CHRISTIAN* | | 20-7 |
| 11/24 | W..... | at Chattanooga | | 20-7 |

1957 (5-5; 2-2 MVC)

| | | | | |
|-------|--------------|----------------------|-------|-------|
| 9/21 | L..... | at UTEP | | 13-14 |
| 9/28 | L..... | OKLAHOMA STATE* | | 19-25 |
| 10/5 | L..... | DRAKE* | | 6-19 |
| 10/12 | L..... | at Abilene Christian | | 20-28 |
| 10/19 | W..... | at Tulsa* | | 14-12 |
| 10/26 | W..... | at San Jose State | | 12-6 |
| 11/2 | L..... | at Trinity* | | 13-26 |
| 11/9 | W..... | UT-CHATTANOOGA | | 12-0 |
| 11/16 | W..... | YOUNGSTOWN | | 68-13 |
| 11/23 | W..... | MCMURRY | | 14-7 |

MISSOURI VALLEY CONFERENCE CHAMPIONS

1958 (7-2-1; 2-1-1)

| | | | | |
|-------|--------------|-------------------|-------|-------|
| 9/20 | W..... | UTEP | | 26-8 |
| 9/27 | L..... | at Oklahoma State | | 14-21 |
| 10/4 | W..... | NEW MEXICO STATE | | 43-12 |
| 10/11 | W..... | at Drake | | 42-0 |
| 10/18 | W..... | at BYU | | 12-6 |
| 10/25 | W..... | TULSA* | | 8-7 |
| 11/1 | T..... | CINCINNATI* | | 8-8 |
| 11/8 | L..... | at Wichita State* | | 13-15 |
| 11/15 | W..... | HOUSTON* | | 10-6 |
| 11/22 | W..... | at Louisville | | 21-10 |

MISSOURI VALLEY CONFERENCE CHAMPIONS

1959 (9-2; 3-1 MVC)

| | | | | |
|-------|--------------|----------------------|-------|-------|
| 9/17 | W..... | at Hardin-Simmons | | 46-24 |
| 9/26 | W..... | at UTEP | | 31-7 |
| 10/3 | W..... | WEST TEXAS A&M | | 28-6 |
| 10/10 | W..... | at Cincinnati* | | 21-6 |
| 10/17 | W..... | PENSACOLA NAVY | | 43-0 |
| 10/24 | W..... | at Houston* | | 7-6 |
| 10/31 | W..... | WICHITA STATE* | | 12-0 |
| 11/7 | W..... | LOUISVILLE (NT: #20) | | 39-7 |
| 11/14 | L..... | at Tulsa* (NT: #16) | | 6-17 |
| 11/21 | W..... | DRAKE | | 62-2 |
| 12/31 | L..... | at New Mexico State^ | | 8-28 |

^ Sun Bowl (El Paso, Texas)

1960 (2-6-1; 0-3 MVC)

| | | | | |
|-------|--------------|-------------------|-------|-------|
| 9/24 | T..... | UTEP | | 16-16 |
| 10/1 | L..... | CINCINNATI* | | 0-21 |
| 10/8 | L..... | MEMPHIS | | 0-44 |
| 10/15 | L..... | at West Texas A&M | | 6-14 |
| 10/22 | W..... | DRAKE | | 29-7 |
| 10/29 | L..... | HOUSTON | | 16-41 |
| 11/5 | W..... | HARDIN-SIMMONS | | 26-19 |
| 11/12 | L..... | at Tulsa* | | 8-12 |
| 11/19 | L..... | at Wichita State* | | 6-34 |

1961 (5-4-1; 1-2 MVC)

| | | | | |
|-------|--------------|-------------------|-------|-------|
| 9/23 | W..... | at Hardin-Simmons | | 9-7 |
| 9/30 | W..... | BRIGHAM YOUNG | | 41-30 |
| 10/7 | T..... | NEW MEXICO STATE | | 14-14 |
| 10/14 | L..... | WICHITA STATE* | | 14-26 |
| 10/21 | W..... | TULSA* | | 23-12 |
| 10/28 | L..... | at Cincinnati* | | 9-21 |
| 11/4 | W..... | DRAKE | | 28-21 |
| 11/11 | L..... | at Memphis | | 0-41 |
| 11/18 | L..... | LOUISVILLE | | 0-20 |
| 11/25 | W..... | at UTEP | | 24-14 |

1962 (6-4; 2-1 MVC)

| | | | | |
|-------|-------------|----------------------|-------|-------|
| 9/22 | W..... | UTEP | | 19-6 |
| 9/29 | L..... | MEMPHIS | | 6-14 |
| 10/6 | W..... | HARDIN-SIMMONS | | 29-8 |
| 10/13 | L..... | at Tulsa* | | 0-34 |
| 10/20 | W..... | CINCINNATI* | | 14-8 |
| 10/27 | L..... | at New Mexico State | | 12-48 |
| 11/3 | W..... | at Wichita State* | | 9-7 |
| 11/10 | W..... | WEST TEXAS A&M | | 20-13 |
| 11/17 | L..... | at Louisville | | 10-14 |
| 11/24 | W..... | at Southern Illinois | | 55-30 |

1963 (3-6; 2-2 MVC)

| | | | | |
|-------|--------------|----------------------|-------|-------|
| 9/21 | L..... | at UTEP | | 7-34 |
| 9/28 | W..... | LOUISVILLE* | | 26-6 |
| 10/5 | L..... | at West Texas A&M | | 16-38 |
| 10/12 | L..... | at Memphis | | 0-21 |
| 10/19 | L..... | TULSA* | | 21-22 |
| 10/26 | W..... | WICHITA STATE* | | 7-3 |
| 11/2 | L..... | at Abilene Christian | | 6-20 |
| 11/9 | L..... | at Cincinnati* | | 7-39 |
| 11/16 | W..... | HARDIN-SIMMONS | | 18-12 |

1964 (2-7-1; 1-3 MVC)

| | | | | |
|-------|--------------|----------------------|-------|-------|
| 9/19 | T..... | UTEP | | 0-0 |
| 9/26 | L..... | BOWLING GREEN | | 7-21 |
| 10/3 | W..... | at Louisville* | | 22-0 |
| 10/10 | L..... | WEST TEXAS A&M | | 13-21 |
| 10/17 | L..... | NEW MEXICO STATE | | 7-13 |
| 10/24 | L..... | at San Diego Marines | | 3-16 |
| 10/31 | W..... | at Southern Illinois | | 14-13 |
| 11/7 | L..... | CINCINNATI* | | 6-27 |
| 11/14 | L..... | at Tulsa* | | 0-47 |
| 11/21 | L..... | at Wichita State* | | 6-14 |

1965 (3-7; 2-2 MVC)

| | | | | |
|-------|--------------|---------------------|-------|-------|
| 9/18 | L..... | at UTEP | | 15-61 |
| 9/25 | W..... | PARSONS COLLEGE | | 26-7 |
| 10/2 | L..... | LOUISVILLE* | | 21-29 |
| 10/9 | L..... | at Tampa | | 14-17 |
| 10/16 | L..... | TULSA* | | 20-27 |
| 10/23 | L..... | at #1 Arkansas\$ | | 20-55 |
| 10/30 | W..... | at Cincinnati* | | 28-24 |
| 11/6 | W..... | WICHITA STATE* | | 24-21 |
| 11/13 | L..... | MEMPHIS | | 0-28 |
| 11/20 | L..... | at New Mexico State | | 13-43 |

\$ Played in Little Rock, Ark.

MISSOURI VALLEY CONFERENCE CHAMPIONS

1966 (8-2; 3-1 MVC)

| | | | | |
|-------|-------------|-------------------|-------|-------|
| 9/17 | W..... | NEW MEXICO STATE | | 25-21 |
| 9/24 | W..... | UTEP | | 12-9 |
| 10/1 | W..... | at Louisville* | | 20-19 |
| 10/8 | W..... | TAMPA | | 41-6 |
| 10/15 | L..... | at Tulsa* | | 27-30 |
| 10/22 | W..... | SOUTHERN ILLINOIS | | 53-6 |
| 10/29 | L..... | at Drake | | 13-17 |
| 11/5 | W..... | CINCINNATI* | | 35-13 |
| 11/12 | W..... | at Wichita State* | | 30-13 |
| 11/19 | W..... | UT-CHATTANOOGA | | 42-7 |

THE ROD RUST ERA 29-32-1 CAREER

MISSOURI VALLEY CONFERENCE CHAMPIONS

1967 (7-1-1; 4-0 MVC)

| | | | | |
|-------|--------------|----------------------|-------|-------|
| 9/23 | W..... | DRAKE | | 31-0 |
| 9/30 | W..... | LOUISVILLE* | | 30-28 |
| 10/7 | T..... | at New Mexico State | | 31-31 |
| 10/14 | W..... | COLORADO STATE | | 21-10 |
| 10/21 | W..... | at Southern Illinois | | 37-0 |
| 10/28 | W..... | at Cincinnati* | | 34-14 |
| 11/11 | W..... | WICHITA STATE* | | 20-14 |
| 11/18 | W..... | TULSA* | | 54-12 |
| 11/25 | L..... | at Memphis | | 20-29 |



ALL-TIME RESULTS

1968 (8-2; 4-1 MVC)

| | | |
|-------|-------------------------|-------|
| 9/21 | W.....NEW MEXICO STATE | 47-20 |
| 9/28 | W.....at Colorado State | 17-12 |
| 10/5 | L.....MEMPHIS* | 12-30 |
| 10/12 | W.....N. MICHIGAN | 17-3 |
| 10/19 | W.....at Tulsa* | 20-17 |
| 10/26 | L.....at #16 Arkansas | 15-17 |
| 11/2 | W.....CINCINNATI* | 55-34 |
| 11/9 | W.....at UTEP | 34-31 |
| 11/16 | W.....at Louisville* | 36-14 |
| 11/23 | W.....at Wichita State* | 44-6 |

1969 (7-3; 4-1 MVC)

| | | |
|-------|---------------------------|-------|
| 9/20 | W.....LOUISIANA | 40-6 |
| 9/27 | L.....at Memphis* | 13-15 |
| 10/4 | L.....at Drake | 23-27 |
| 10/11 | W.....WEBER STATE | 35-13 |
| 10/18 | W.....at New Mexico State | 30-12 |
| 10/25 | W.....LOUISVILLE* | 31-13 |
| 11/1 | W.....at Cincinnati* | 31-30 |
| 11/8 | W.....WICHITA STATE* | 47-0 |
| 11/15 | W.....TULSA* | 42-16 |
| 11/22 | L.....at San Diego State | 24-42 |

1970 (3-8; 1-3 MVC)

| | | |
|-------|-------------------------|-------|
| 9/12 | L.....at BYU | 7-10 |
| 9/19 | L.....SAN DIEGO STATE | 0-23 |
| 9/26 | L.....at Louisville* | 2-13 |
| 10/3 | W.....DRAKE | 37-13 |
| 10/10 | L.....at Tampa | 7-18 |
| 10/17 | W.....at West Texas A&M | 11-10 |
| 10/24 | L.....MEMPHIS* | 7-28 |
| 10/31 | L.....NEW MEXICO STATE | 31-32 |
| 11/7 | L.....CINCINNATI | 10-30 |
| 11/21 | W.....at Wichita State* | 41-24 |
| 12/5 | L.....at Tulsa* | 20-26 |

1971 (3-8; 3-2 MVC)

| | | |
|--|----------------------------|-------|
| 9/10 | L.....BYU % | 13-41 |
| 9/18 | L.....at Weber State | 0-20 |
| 9/25 | L.....at New Mexico State* | 0-10 |
| 10/9 | L.....AKRON | 6-20 |
| 10/16 | W.....LOUISVILLE* # | 20-17 |
| 10/23 | L.....at Arkansas | 21-60 |
| 10/30 | W.....DRAKE* | 21-12 |
| 11/6 | L.....at Cincinnati | 7-40 |
| 11/13 | L.....at Memphis* | 8-47 |
| 11/20 | W.....WICHITA STATE* # | 31-10 |
| 12/4 | L.....at San Diego State | 28-44 |
| % game played at Cotton Bowl (Dallas, Texas) | | |
| # game played at Texas Stadium (Irving, Texas) | | |

1972 (1-10; 0-7 MVC)

| | | |
|--------------------------------|---------------------------|-------|
| 9/16 | L.....at Long Beach State | 21-24 |
| 9/23 | L.....SAN DIEGO STATE # | 0-25 |
| 9/30 | L.....at Drake* | 8-54 |
| 10/7 | L.....at Wichita State* | 6-23 |
| 10/14 | L.....at Louisville* | 6-56 |
| 10/21 | L.....MEMPHIS* # | 6-7 |
| 10/28 | L.....at #18 Arkansas | 16-42 |
| 11/4 | W.....CINCINNATI # | 27-25 |
| 11/11 | L.....NEW MEXICO ST* | 22-36 |
| 11/18 | L.....W. TEXAS ST* # | 14-17 |
| 11/25 | L.....at Tulsa* | 22-45 |
| # game played at Texas Stadium | | |

THE HAYDEN FRY ERA 40-23-3 CAREER

MISSOURI VALLEY CONFERENCE CHAMPIONS

1973 (5-5-1; 5-1 MVC)

| | | |
|--|----------------------------|-------|
| 9/8 | L.....UTA # | 7-31 |
| 9/15 | L.....at Memphis | 3-24 |
| 9/22 | W.....WEST TEXAS A&M* | 32-15 |
| 9/29 | T.....LONG BEACH STATE | 0-0 |
| 10/13 | W.....at Louisville* | 7-6 |
| 10/20 | W.....DRAKE* | 19-7 |
| 10/27 | W.....at New Mexico State* | 27-7 |
| 11/3 | L.....at Cincinnati | 3-52 |
| 11/10 | W.....WICHITA STATE* | 31-21 |
| 11/17 | L.....TULSA* | 15-24 |
| 11/24 | L.....at San Diego State | 9-56 |
| # game played at Texas Stadium (Irving, Texas) | | |

1974 (2-7-2; 1-3-2 MVC)

| | | |
|--|---------------------------|-------|
| 9/14 | L.....SMU # | 6-7 |
| 9/21 | L.....at Tulsa | 6-31 |
| 9/28 | L.....LAMAR | 7-27 |
| 10/5 | T.....at Drake* | 24-24 |
| 10/12 | L.....LOUISVILLE* | 10-24 |
| 10/19 | W.....NEW MEXICO STATE* | 24-19 |
| 10/26 | L.....MEMPHIS | 0-41 |
| 11/2 | W.....#20 SAN DIEGO STATE | 14-9 |
| 11/9 | T.....at Wichita State* | 10-10 |
| 11/16 | L.....at West Texas A&M* | 14-21 |
| 11/23 | L.....LONG BEACH STATE | 19-35 |
| # game played at Texas Stadium (Irving, Texas) | | |

1975 (7-4)

| | | |
|--|-----------------------------|-------|
| 9/4 | W.....UTA # | 27-14 |
| 9/13 | W.....at Drake | 7-3 |
| 9/20 | L.....at San Diego State | 12-30 |
| 9/27 | L.....at #17 Oklahoma State | 7-61 |
| 10/4 | L.....at Memphis | 19-21 |
| 10/11 | W.....HOUSTON # | 28-0 |
| 10/18 | L.....at Mississippi State | 12-15 |
| 10/25 | W.....at Tennessee | 21-14 |
| 11/8 | W.....CAL POLY POMONA | 27-17 |
| 11/15 | W.....at New Mexico State | 24-20 |
| 11/29 | W.....WEST TEXAS A&M | 16-15 |
| # game played at Texas Stadium (Irving, Texas) | | |

1976 (7-4)

| | | |
|--|------------------------------|-------|
| 9/4 | L.....at Mississippi State + | 0-7 |
| 9/11 | W.....UTA | 24-7 |
| 9/18 | L.....at #19 Texas | 14-17 |
| 9/25 | L.....SMU# | 31-38 |
| 10/2 | L.....at Oklahoma State | 10-16 |
| 10/9 | W.....at Cal Poly Pomona | 21-10 |
| 10/16 | W.....at West Texas A&M | 10-7 |
| 10/23 | W.....at New Mexico State | 25-14 |
| 10/30 | W.....at Louisiana Tech\$ | 14-8 |
| 11/13 | L.....FLORIDA STATE | 20-21 |
| 11/20 | W.....DRAKE | 63-0 |
| + game forfeited to North Texas | | |
| # game played at Texas Stadium (Irving, Texas) | | |
| \$ game played in Shreveport, La. | | |

1977 (10-1)

| | | |
|--|----------------------------------|-------|
| 9/3 | L.....at #16 Mississippi State + | 15-17 |
| 9/10 | W.....at UTEP | 41-10 |
| 9/17 | W.....SMU # | 24-13 |
| 9/24 | W.....WEST TEXAS A&M | 31-20 |
| 10/1 | W.....at Richmond | 47-14 |
| 10/8 | W.....at Southern Miss | 27-14 |
| 10/15 | W.....UTA # | 15-6 |
| 10/22 | W.....at Memphis State | 20-19 |
| 10/29 | L.....at #20 Florida State | 14-35 |
| 11/5 | W.....NEW MEXICO STATE | 45-17 |
| 11/19 | W.....at Louisiana Tech | 41-14 |
| # game played at Texas Stadium (Irving, Texas) | | |
| + game forfeited to North Texas | | |

1978 (9-2)

| | | |
|--------------------------------|---------------------------|-------|
| 9/2 | W.....UTEP | 49-0 |
| 9/9 | L.....MISSISSIPPI STATE # | 5-17 |
| 9/16 | W.....UTA # | 28-23 |
| 9/23 | W.....at New Mexico State | 22-21 |
| 9/30 | W.....OKLAHOMA STATE # | 12-7 |
| 10/7 | W.....at West Texas A&M | 35-0 |
| 10/14 | L.....at #12 Texas | 16-26 |
| 10/28 | W.....at Louisiana Tech | 16-14 |
| 11/4 | W.....SOUTHERN MISS | 25-12 |
| 11/11 | W.....ULM | 28-6 |
| 11/18 | W.....MEMPHIS | 41-24 |
| # game played at Texas Stadium | | |

THE JERRY MOORE ERA 11-11 CAREER

1979 (5-6)

| | | |
|--|-------------------------|-------|
| 9/1 | W.....UTEP | 35-0 |
| 9/8 | L.....at Oklahoma State | 7-25 |
| 9/15 | W.....UTA # | 19-14 |
| 9/22 | L.....#18 SMU # | 9-20 |
| 9/29 | L.....at Kansas | 18-37 |
| 10/6 | L.....at Southern Miss | 10-30 |
| 10/13 | W.....NEW MEXICO STATE | 21-7 |
| 10/20 | W.....WEST TEXAS A&M | 28-14 |
| 10/27 | L.....at Memphis | 0-22 |
| 11/3 | W.....at Louisiana Tech | 19-17 |
| 11/17 | L.....at East Carolina | 16-49 |
| # game played at Texas Stadium (Irving, Texas) | | |

1980 (6-5)

| | | |
|--|---------------------------|-------|
| 9/6 | W.....at UTA | 31-14 |
| 9/13 | L.....SMU # | 9-28 |
| 9/20 | W.....at UTEP | 35-15 |
| 9/27 | L.....at Houston | 20-24 |
| 10/4 | W.....LOUISIANA | 22-20 |
| 10/11 | L.....at Tulsa | 27-28 |
| 10/18 | W.....at Memphis | 29-10 |
| 11/1 | W.....at New Mexico State | 38-28 |
| 11/8 | L.....at #13 BYU | 23-41 |
| 11/15 | W.....ULM | 26-18 |
| 11/22 | L.....at Miami | 8-26 |
| # game played at Texas Stadium (Irving, Texas) | | |



ALL-TIME RESULTS

THE BOB TYLER ERA 2-9 CAREER

1981 (2-9)

| | | |
|-------|------------------------------|-------|
| 9/5 | L.....at Kentucky..... | 6-28 |
| 9/12 | L.....SMU#..... | 7-34 |
| 9/19 | L.....at #9 Texas..... | 10-23 |
| 9/26 | L.....at Louisiana..... | 11-34 |
| 10/3 | L.....OKLAHOMA STATE %..... | 0-9 |
| 10/10 | W.....NEW MEXICO STATE..... | 38-16 |
| 10/24 | L.....UTA%..... | 6-7 |
| 10/31 | L.....SOUTHERN MISS..... | 0-22 |
| 11/7 | L.....at Auburn..... | 0-20 |
| 11/14 | W.....at ULM..... | 17-14 |
| 11/28 | L.....at San Jose State..... | 16-28 |

game played at Texas Stadium (Irving, Texas)
% game played at Cotton Bowl (Dallas, Texas)

THE CORKY NELSON ERA 48-52-1 CAREER

1982 (2-9)

| | | |
|-------|--------------------------------|-------|
| 9/4 | L.....at Baylor..... | 17-21 |
| 9/11 | L.....at Oklahoma State..... | 6-27 |
| 9/18 | L.....ULM..... | 15-38 |
| 9/25 | L.....LOUISIANA..... | 14-31 |
| 10/2 | L.....at #7 SMU #..... | 10-38 |
| 10/9 | W.....at UTA..... | 17-3 |
| 10/23 | L.....at West Texas A&M..... | 22-24 |
| 10/30 | L.....NEW MEXICO..... | 17-20 |
| 11/6 | L.....at New Mexico State..... | 19-30 |
| 11/13 | W.....at Richmond..... | 22-13 |
| 11/20 | L.....#20 TULSA..... | 20-38 |

game played at Texas Stadium (Irving, Texas)

SOUTHLAND CONFERENCE CHAMPIONS

1983 (8-4; 5-1 SLC)

| | | |
|-------|-------------------------------|-------|
| 9/3 | W.....WEST TEXAS A&M..... | 32-3 |
| 9/10 | L.....at Oklahoma State..... | 13-20 |
| 9/17 | W.....NEW MEXICO STATE..... | 49-3 |
| 9/24 | L.....at #2 Texas..... | 6-26 |
| 10/1 | W.....at New Mexico..... | 18-8 |
| 10/8 | W.....at Arkansas State*..... | 17-0 |
| 10/15 | W.....at McNeese State*..... | 17-10 |
| 10/22 | L.....LOUISIANA TECH*..... | 18-25 |
| 10/29 | W.....LAMAR*..... | 10-0 |
| 11/5 | W.....at ULM*..... | 27-7 |
| 11/12 | W.....UTA*..... | 52-15 |
| 11/19 | L.....at Nevada #..... | 17-20 |

NCAA Div. I-AA Playoffs

1984 (2-9; 1-5 SLC)

| | | |
|-------|-------------------------------|-------|
| 9/1 | W.....ANGELO STATE..... | 7-3 |
| 9/15 | L.....at Lamar*..... | 6-10 |
| 9/22 | L.....at #13 SMU #..... | 6-24 |
| 9/29 | L.....at Louisiana Tech*..... | 12-17 |
| 10/6 | L.....at Arkansas State*..... | 9-14 |
| 10/13 | L.....MCNEESE STATE*..... | 7-26 |
| 10/20 | L.....at TCU..... | 3-34 |
| 10/27 | L.....TEXAS STATE..... | 19-27 |
| 11/3 | L.....at Kentucky..... | 7-31 |
| 11/10 | W.....ULM*..... | 10-3 |
| 11/17 | L.....at UTA*..... | 0-22 |

game played at Texas Stadium (Irving, Texas)

1985 (4-6-1; 2-3-1 SLC)

| | | |
|-------|---------------------------------|-------|
| 9/7 | W.....NORTHWESTERN STATE..... | 34-14 |
| 9/14 | L.....at #8 Oklahoma State..... | 9-10 |
| 9/21 | L.....at Texas Tech..... | 7-28 |
| 9/28 | W.....at Kansas State..... | 22-10 |
| 10/5 | L.....LOUISIANA TECH*..... | 8-33 |
| 10/12 | L.....at Arkansas State*..... | 0-56 |
| 10/19 | L.....at TCU..... | 10-14 |
| 10/26 | T.....at McNeese State*..... | 0-0 |
| 11/9 | W.....LAMAR*..... | 20-0 |
| 11/16 | L.....at ULM*..... | 17-18 |
| 11/23 | W.....UTA*..... | 23-20 |

1986 (6-4; 3-2 SLC)

| | | |
|-------|-------------------------------|-------|
| 9/6 | W.....at Texas State..... | 7-0 |
| 9/20 | L.....at #16 Texas A&M..... | 28-48 |
| 9/27 | W.....MCNEESE STATE*..... | 21-13 |
| 10/4 | L.....at Louisiana Tech*..... | 10-17 |
| 10/11 | W.....NORTHWESTERN STATE..... | 24-3 |
| 10/18 | W.....at TCU..... | 24-20 |
| 10/25 | W.....at Lamar*..... | 33-13 |
| 11/1 | L.....at UNLV..... | 26-27 |
| 11/8 | L.....ARKANSAS STATE*..... | 21-43 |
| 11/15 | W.....ULM*..... | 28-20 |

1987 (7-5; 5-1 SLC)

| | | |
|-------|-----------------------------------|-------|
| 9/5 | L.....at #1 Oklahoma..... | 14-69 |
| 9/12 | W.....TEXAS STATE*..... | 20-3 |
| 9/19 | W.....at Northwestern State*..... | 15-13 |
| 9/26 | W.....at McNeese State*..... | 38-16 |
| 10/3 | W.....ABILENE CHRISTIAN..... | 26-3 |
| 10/10 | W.....at Sam Houston.*..... | 41-24 |
| 10/17 | L.....at TCU..... | 10-19 |
| 10/31 | W.....at Stephen F. Austin*..... | 16-14 |
| 11/7 | L.....at Arkansas State..... | 20-27 |
| 11/14 | L.....at ULM*..... | 23-24 |
| 11/21 | L.....LOUISIANA TECH..... | 10-5 |
| 11/28 | L.....at ULM #..... | 9-30 |

NCAA Div. I-AA Playoffs (Monroe, La.)

1988 (8-4; 4-2 SLC)

| | | |
|-------|----------------------------------|-------|
| 9/3 | W.....at Texas Tech..... | 29-24 |
| 9/17 | W.....ARKANSAS STATE..... | 49-21 |
| 9/24 | L.....at Texas..... | 24-27 |
| 10/1 | W.....E. WASHINGTON..... | 51-0 |
| 10/8 | W.....ULM*..... | 26-23 |
| 10/15 | W.....MCNEESE STATE*..... | 37-0 |
| 10/22 | W.....at Sam Houston*..... | 24-3 |
| 10/29 | L.....at Stephen F. Austin*..... | 10-17 |
| 11/5 | L.....NORTHWESTERN STATE*..... | 17-25 |
| 11/12 | W.....at Texas State*..... | 30-10 |
| 11/19 | W.....at Rice..... | 33-17 |
| 11/25 | L.....at Marshall #..... | 0-7 |

NCAA Div. I-AA Playoffs (Huntington, W.Va.)

1989 (5-6; 2-4 SLC)

| | | |
|-------|-----------------------------------|-------|
| 9/9 | W.....ABILENE CHRISTIAN..... | 35-19 |
| 9/16 | W.....MURRAY STATE..... | 28-14 |
| 9/23 | W.....at Arkansas State..... | 20-17 |
| 9/30 | L.....at Kansas State..... | 17-20 |
| 10/7 | L.....at Northwestern State*..... | 7-30 |
| 10/14 | L.....STEPHEN F. AUSTIN*..... | 16-35 |
| 10/21 | L.....SAM HOUSTON.*..... | 6-14 |
| 10/28 | L.....at SMU..... | 9-35 |
| 11/4 | W.....at McNeese State*..... | 31-19 |
| 11/11 | L.....TEXAS STATE*..... | 20-25 |
| 11/18 | W.....at ULM*..... | 28-25 |

1990 (6-5; 2-4 SLC)

| | | |
|-------|----------------------------------|-------|
| 9/8 | W.....ALCORN STATE..... | 20-7 |
| 9/15 | W.....ABILENE CHRISTIAN..... | 38-6 |
| 9/22 | L.....at #12 Texas A&M..... | 8-40 |
| 9/29 | L.....NORTHWESTERN STATE*..... | 18-28 |
| 10/6 | W.....SMU..... | 14-7 |
| 10/13 | W.....at Stephen F. Austin*..... | 31-24 |
| 10/20 | L.....MCNEESE STATE*..... | 14-16 |
| 10/27 | L.....at Sam Houston*..... | 14-26 |
| 11/2 | W.....ARKANSAS STATE..... | 35-26 |
| 11/10 | W.....at Texas State*..... | 16-15 |
| 11/24 | L.....ULM*..... | 15-16 |

THE DENNIS PARKER ERA 11-21-1 CAREER

1991 (3-7-1; 2-5 SLC)

| | | |
|-------|-----------------------------------|-------|
| 9/7 | W.....ABILENE CHRISTIAN..... | 24-0 |
| 9/14 | L.....at #9 Oklahoma..... | 2-40 |
| 9/21 | L.....at Nevada..... | 0-72 |
| 9/28 | T.....MISSOURI STATE..... | 21-21 |
| 10/12 | L.....at Northwestern State*..... | 10-24 |
| 10/19 | W.....STEPHEN F. AUSTIN*..... | 18-14 |
| 10/26 | L.....SAM HOUSTON.*..... | 6-14 |
| 11/2 | L.....at McNeese State*..... | 3-41 |
| 11/9 | W.....at Nicholls State*..... | 24-19 |
| 11/16 | L.....TEXAS STATE*..... | 6-38 |
| 11/23 | L.....at ULM*..... | 21-44 |

1992 (4-7; 3-4 SLC)

| | | |
|-------|----------------------------------|-------|
| 9/5 | W.....ABILENE CHRISTIAN..... | 41-0 |
| 9/12 | L.....at SMU..... | 14-28 |
| 9/19 | L.....at Missouri State..... | 10-35 |
| 9/26 | L.....at Texas..... | 15-33 |
| 10/10 | L.....NORTHWESTERN STATE...* | 34-37 |
| 10/17 | W.....at Stephen F. Austin*..... | 21-11 |
| 10/24 | L.....at Sam Houston.*..... | 14-34 |
| 10/31 | L.....MCNEESE STATE*..... | 25-26 |
| 11/7 | W.....NICHOLLS STATE*..... | 31-3 |
| 11/14 | W.....at Texas State*..... | 13-10 |
| 11/21 | L.....ULM*..... | 25-47 |

1993 (4-7; 2-5 SLC)

| | | |
|-------|--------------------------------|-------|
| 9/4 | L.....at #8 Nebraska..... | 14-76 |
| 9/11 | L.....at Northern Arizona..... | 23-24 |
| 9/18 | W.....MISSOURI STATE..... | 34-33 |
| 9/25 | W.....ABILENE CHRISTIAN..... | 33-13 |
| 10/9 | W.....TEXAS STATE*..... | 35-28 |
| 10/16 | L.....at McNeese State*..... | 17-18 |
| 10/23 | L.....NORTHWESTERN STATE*..... | 37-38 |
| 10/30 | L.....at Sam Houston.*..... | 14-24 |
| 11/6 | L.....STEPHEN F. AUSTIN*..... | 27-29 |
| 11/13 | W.....NICHOLLS STATE*..... | 63-21 |
| 11/20 | L.....at ULM..... | 31-61 |

HISTORY



ALL-TIME RESULTS

THE MATT SIMON ERA CAREER 18-26-1

SOUTHLAND CONFERENCE CHAMPIONS

1994 (7-4-1; 5-0-1 SLC)

| | | | | | |
|-------|-------|--------|------------------------|-------|-------|
| 9/1 | | W..... | ABILENE CHRISTIAN | | 48-0 |
| 9/10 | | W..... | at Missouri State | | 26-20 |
| 9/24 | | L..... | MONTANA | | 17-21 |
| 10/1 | | L..... | at Oklahoma State | | 34-36 |
| 10/8 | | W..... | at Texas State* | | 27-14 |
| 10/15 | | W..... | MCNEESE STATE* | | 38-17 |
| 10/22 | | W..... | at Northwestern State* | | 28-25 |
| 10/29 | | W..... | SAM HOUSTON* | | 21-16 |
| 11/4 | | T..... | at Stephen F. Austin* | | 33-33 |
| 11/12 | | W..... | at Nicholls State* | | 31-17 |
| 11/19 | | L..... | at ULM | | 20-38 |
| 11/26 | | L..... | at Boise State # | | 20-24 |

NCAA Div. I-AA Playoffs (Boise, Idaho)

1995 (2-9)

| | | | | | |
|-------|-------|--------|-----------------|-------|-------|
| 9/2 | | L..... | at Missouri | | 7-28 |
| 9/9 | | L..... | KANSAS # | | 10-27 |
| 9/16 | | W..... | OREGON STATE | | 30-27 |
| 9/23 | | L..... | at #10 Oklahoma | | 10-51 |
| 10/7 | | L..... | at Nevada | | 24-56 |
| 10/14 | | L..... | UAB | | 14-19 |
| 10/21 | | L..... | at LSU | | 7-49 |
| 10/28 | | L..... | at Alabama | | 19-38 |
| 11/4 | | L..... | at UNLV | | 24-34 |
| 11/11 | | W..... | IDAHO STATE | | 41-38 |
| 11/18 | | L..... | at Louisville | | 14-57 |

game played at Texas Stadium (Irving, Texas)

1996 (5-6; 3-2 BIG WEST)

| | | | | | |
|-------|-------|--------|----------------------|-------|-------|
| 9/7 | | W..... | ILLINOIS STATE | | 20-14 |
| 9/14 | | L..... | at #18 Arizona State | | 7-52 |
| 9/21 | | L..... | at Texas A&M | | 0-55 |
| 9/28 | | L..... | ARMY# | | 10-27 |
| 10/5 | | W..... | at Northern Illinois | | 24-21 |
| 10/12 | | L..... | VANDERBILT | | 7-19 |
| 10/19 | | W..... | NEW MEXICO STATE* | | 13-0 |
| 10/26 | | L..... | NEVADA* | | 13-40 |
| 11/2 | | L..... | at Utah State* | | 13-21 |
| 11/9 | | W..... | at Boise State* | | 30-27 |
| 11/16 | | W..... | IDAHO* | | 24-17 |

game played at Texas Stadium (Irving, Texas)

1997 (4-7; 2-3 BIG WEST)

| | | | | | |
|-------|-------|--------|----------------------|-------|-------|
| 8/30 | | L..... | at Vanderbilt | | 12-29 |
| 9/6 | | L..... | at Oregon State | | 7-33 |
| 9/13 | | W..... | INDIANA STATE | | 41-6 |
| 9/20 | | W..... | at Texas Tech | | 30-27 |
| 9/27 | | L..... | #22 TEXAS A&M# | | 10-36 |
| 10/4 | | L..... | at Idaho* | | 17-30 |
| 10/18 | | L..... | BOISE STATE* | | 14-17 |
| 10/25 | | L..... | at Nevada* | | 10-65 |
| 11/8 | | W..... | at New Mexico State* | | 26-15 |
| 11/15 | | L..... | at Army | | 14-25 |
| 11/22 | | W..... | UTAH STATE* | | 51-48 |

#game played at Texas Stadium (Irving, Texas)

THE DARRELL DICKEY ERA 42-64 CAREER

1998 (3-8; 3-2 BIG WEST)

| | | | | | |
|-------|-------|--------|-------------------|-------|-------|
| 9/5 | | L..... | at Oklahoma | | 9-37 |
| 9/12 | | L..... | TEXAS TECH # | | 0-30 |
| 9/19 | | L..... | at Arizona State | | 15-34 |
| 9/26 | | L..... | at #17 Texas A&M | | 9-28 |
| 10/10 | | W..... | at Boise State* | | 21-13 |
| 10/17 | | W..... | NEVADA* | | 27-21 |
| 10/24 | | L..... | HOUSTON | | 9-31 |
| 10/31 | | L..... | IDAHO* | | 23-41 |
| 11/7 | | L..... | at Kansas | | 14-23 |
| 11/14 | | L..... | at Utah State* | | 27-28 |
| 11/21 | | W..... | NEW MEXICO STATE* | | 19-11 |

game played at Texas Stadium (Irving, Texas)

1999 (2-9; 1-5 BIG WEST)

| | | | | | |
|-------|-------|--------|----------------------|-------|-------|
| 9/2 | | L..... | UNLV | | 3-26 |
| 9/11 | | L..... | at LSU | | 0-52 |
| 9/18 | | W..... | at Texas Tech | | 21-14 |
| 10/2 | | L..... | at Baylor | | 10-23 |
| 10/9 | | L..... | at Idaho* | | 10-28 |
| 10/16 | | W..... | BOISE STATE* | | 17-10 |
| 10/23 | | L..... | ARKANSAS STATE* | | 10-14 |
| 10/30 | | L..... | at Nevada* | | 28-41 |
| 11/13 | | L..... | at TCU | | 3-27 |
| 11/20 | | L..... | at New Mexico State* | | 9-22 |
| 11/27 | | L..... | UTAH STATE* | | 7-34 |

2000 (3-8; 1-4 BIG WEST)

| | | | | | |
|-------|-------|--------|--------------------|-------|-------|
| 8/31 | | L..... | BAYLOR | | 7-20 |
| 9/9 | | L..... | at Texas Tech | | 7-13 |
| 9/16 | | L..... | at UNLV | | 0-38 |
| 9/23 | | L..... | at #4 Kansas State | | 10-55 |
| 10/5 | | W..... | SAMFORD | | 41-6 |
| 10/14 | | L..... | UTAH STATE* | | 12-17 |
| 10/21 | | L..... | at Boise State* | | 0-59 |
| 10/28 | | W..... | at Louisiana | | 13-0 |
| 11/4 | | L..... | IDAHO* | | 14-16 |
| 11/11 | | L..... | at Arkansas State* | | 28-53 |
| 11/18 | | W..... | NEW MEXICO STATE* | | 30-23 |

SUN BELT CONFERENCE CO-CHAMPIONS

2001 (5-7; 5-1 SBC)

| | | | | | |
|-------|-------|--------|----------------------|-------|-------|
| 9/1 | | L..... | TCU | | 5-19 |
| 9/8 | | L..... | at #3 Oklahoma | | 10-37 |
| 9/22 | | L..... | TEXAS TECH # | | 14-42 |
| 9/29 | | L..... | at South Florida | | 10-28 |
| 10/6 | | L..... | at ULM* | | 17-19 |
| 10/13 | | W..... | MIDDLE TENNESSEE* | | 24-21 |
| 10/20 | | W..... | ARKANSAS STATE* | | 45-0 |
| 11/3 | | W..... | at New Mexico State* | | 22-20 |
| 11/10 | | W..... | LOUISIANA* | | 42-17 |
| 11/17 | | W..... | at Idaho* | | 50-27 |
| 12/1 | | L..... | at Troy | | 16-18 |
| 12/18 | | L..... | Colorado State^ | | 20-45 |

game played at Texas Stadium (Irving, Texas)

^ New Orleans Bowl

(Louisiana Superdome, New Orleans, La.)

SUN BELT CONFERENCE CHAMPIONS

2002 (8-5; 6-0 SBC)

| | | | | | |
|-------|-------|--------|----------------------|-------|-------|
| 8/31 | | L..... | at #4 Texas | | 0-27 |
| 9/7 | | W..... | NICHOLLS STATE | | 23-0 |
| 9/14 | | L..... | at Alabama | | 7-33 |
| 9/21 | | L..... | at TCU | | 10-16 |
| 9/28 | | L..... | at Arizona | | 9-14 |
| 10/5 | | L..... | SOUTH FLORIDA | | 17-24 |
| 10/19 | | W..... | at Arkansas State* | | 13-10 |
| 10/26 | | W..... | at Louisiana* | | 27-0 |
| 11/2 | | W..... | ULM* | | 41-2 |
| 11/9 | | W..... | IDAHO* | | 10-0 |
| 11/16 | | W..... | NEW MEXICO STATE* | | 38-27 |
| 11/23 | | W..... | at Middle Tennessee* | | 30-20 |
| 12/17 | | W..... | Cincinnati^ | | 24-19 |

^ New Orleans Bowl

(Louisiana Superdome, New Orleans, La.)

SUN BELT CONFERENCE CHAMPIONS

2003 (9-4; 7-0 SBC)

| | | | | | |
|-------|-------|--------|----------------------|-------|-------|
| 8/30 | | L..... | at #1 Oklahoma | | 3-37 |
| 9/6 | | W..... | BAYLOR | | 52-14 |
| 9/13 | | L..... | at Air Force | | 21-34 |
| 9/20 | | L..... | at Arkansas* | | 7-31 |
| 9/27 | | W..... | LOUISIANA* | | 44-23 |
| 10/11 | | W..... | at Idaho* | | 24-14 |
| 10/18 | | W..... | UTAH STATE* | | 37-27 |
| 10/25 | | W..... | at Middle Tennessee* | | 33-28 |
| 10/30 | | W..... | TROY | | 21-0 |
| 11/8 | | W..... | at ULM* | | 28-26 |
| 11/15 | | W..... | ARKANSAS STATE* | | 58-14 |
| 11/17 | | W..... | at New Mexico State* | | 13-10 |
| 12/16 | | L..... | Memphis^ | | 17-27 |

^ New Orleans Bowl

(Louisiana Superdome, New Orleans, La.)

SUN BELT CONFERENCE CHAMPIONS

2004 (7-5; 7-0 SBC)

| | | | | | |
|-------|-------|--------|--------------------|-------|-------|
| 9/4 | | L..... | at #7 Texas | | 0-65 |
| 9/11 | | L..... | FLORIDA ATLANTIC | | 13-20 |
| 9/18 | | L..... | at Colorado | | 21-52 |
| 9/25 | | L..... | at Baylor | | 14-37 |
| 10/2 | | W..... | MIDDLE TENNESSEE* | | 30-21 |
| 10/9 | | W..... | at Utah State* | | 31-23 |
| 10/23 | | W..... | NEW MEXICO ST* | | 36-26 |
| 10/30 | | W..... | ULM* | | 45-30 |
| 11/5 | | W..... | at Louisiana* | | 27-17 |
| 11/13 | | W..... | IDAHO* | | 51-29 |
| 11/18 | | W..... | at Arkansas State* | | 31-7 |
| 12/14 | | L..... | Southern Miss. ^ | | 10-31 |

^ Wyndham New Orleans Bowl

(Louisiana Superdome, New Orleans, La.)

2005 (2-9; 2-5 SBC)

| | | | | | |
|-------|-------|--------|------------------------|-------|-------|
| 9/10 | | W..... | at Middle Tennessee* | | 14-7 |
| 9/17 | | L..... | TULSA | | 2-54 |
| 9/24 | | L..... | at Kansas State | | 7-54 |
| 10/4 | | L..... | TROY* | | 10-13 |
| 10/15 | | W..... | at FIU* | | 13-10 |
| 10/22 | | L..... | at Louisiana Tech | | 14-40 |
| 10/29 | | L..... | at #7 LSU | | 3-56 |
| 11/5 | | L..... | Louisiana* | | 28-31 |
| 11/12 | | L..... | at Florida Atlantic* ^ | | 23-26 |
| 11/19 | | L..... | ULM* | | 19-24 |
| 11/26 | | L..... | ARKANSAS STATE* | | 24-31 |

^ - Played at Dolphins Stadium (Miami, Fla.)

HISTORY



ALL-TIME RESULTS

2006 (3-9; 2-5 SBC)

| | | | |
|-------|--------|-------------------------|------------|
| 9/2 | L..... | at #3 Texas..... | 7-56 |
| 9/9 | W..... | SMU..... | 24-6 |
| 9/16 | L..... | at Tulsa..... | 3-28 |
| 9/23 | L..... | at Akron..... | 13-33 |
| 9/30 | L..... | MIDDLE TENNESSEE*..... | 0-35 |
| 10/7 | W..... | FIU*..... | 25-22(70T) |
| 10/21 | L..... | at Arkansas State*..... | 10-29 |
| 10/28 | L..... | at Troy*..... | 6-14 |
| 11/4 | L..... | LOUISIANA TECH..... | 31-34 |
| 11/11 | W..... | at Louisiana*..... | 16-7 |
| 11/18 | L..... | FLORIDA ATLANTIC*..... | 16-17 |
| 11/25 | L..... | at ULM*..... | 3-23 |

THE TODD DODGE ERA 6-37 CAREER

2007 (2-10; 1-6 SBC)

| | | | |
|-------|--------|-------------------------|-------|
| 9/1 | L..... | at #8 Oklahoma..... | 10-79 |
| 9/8 | L..... | at SMU..... | 31-45 |
| 9/22 | L..... | FLORIDA ATLANTIC*..... | 20-30 |
| 9/29 | L..... | at Arkansas..... | 7-66 |
| 10/6 | L..... | at Louisiana*..... | 29-38 |
| 10/13 | W..... | ULM*..... | 31-21 |
| 10/20 | L..... | at Troy*..... | 7-45 |
| 10/27 | L..... | MIDDLE TENNESSEE*..... | 29-48 |
| 11/10 | L..... | NAVY..... | 62-74 |
| 11/15 | L..... | at Arkansas State*..... | 27-31 |
| 11/24 | W..... | WESTERN KENTUCKY..... | 27-26 |
| 12/1 | L..... | at FIU*..... | 19-38 |

2008 (1-11; 0-7 SBC)

| | | | |
|-------|--------|---------------------------|-------|
| 8/30 | L..... | at Kansas St..... | 6-45 |
| 9/6 | L..... | TULSA..... | 26-56 |
| 9/13 | L..... | at #7 LSU..... | 3-41 |
| 9/27 | L..... | at Rice..... | 20-77 |
| 10/4 | L..... | FIU*..... | 10-42 |
| 10/11 | L..... | Louisiana*..... | 30-59 |
| 10/18 | L..... | at ULM*..... | 23-35 |
| 10/25 | L..... | TROY*..... | 17-45 |
| 11/1 | W..... | at Western Kentucky..... | 51-40 |
| 11/8 | L..... | at Florida Atlantic*..... | 13-46 |
| 11/22 | L..... | at Middle Tennessee*..... | 13-52 |
| 11/29 | L..... | ARKANSAS STATE*..... | 28-33 |

2009 (2-10; 1-7 SBC)

| | | | |
|-------|--------|-------------------------|-------------|
| 9/3 | W..... | at Ball State..... | 20-10 |
| 9/12 | L..... | OHIO..... | 30-31 (20T) |
| 9/19 | L..... | at #4 Alabama..... | 7-53 |
| 9/26 | L..... | MIDDLE TENNESSEE*..... | 21-37 |
| 10/10 | L..... | at Louisiana*..... | 34-38 |
| 10/17 | L..... | FLORIDA ATLANTIC*..... | 40-44 |
| 10/24 | L..... | at Troy*..... | 26-50 |
| 10/31 | W..... | WESTERN KENTUCKY*..... | 68-49 |
| 11/7 | L..... | ULM*..... | 6-33 |
| 11/14 | L..... | at FIU*..... | 28-35 |
| 11/21 | L..... | ARMY..... | 13-17 |
| 11/28 | L..... | at Arkansas State*..... | 26-30 |

2010 (3-9; 3-6 SBC)

| | | | |
|-------|--------|---------------------------|-------|
| 9/4 | L..... | at Clemson..... | 10-35 |
| 9/11 | L..... | RICE..... | 31-32 |
| 9/18 | L..... | at Army..... | 0-24 |
| 9/25 | W..... | at Florida Atlantic*..... | 21-17 |
| 10/2 | L..... | Louisiana*..... | 27-28 |
| 10/9 | L..... | ARKANSAS STATE*..... | 19-24 |
| 10/16 | L..... | FIU*..... | 10-34 |
| 10/30 | W..... | at Western Kentucky*..... | 33-6 |
| 11/6 | L..... | TROY*..... | 35-41 |
| 11/13 | W..... | at Middle Tennessee*..... | 23-17 |
| 11/20 | L..... | at ULM*..... | 37-49 |
| 11/27 | L..... | KANSAS STATE..... | 41-49 |

-Mike Canales Interim HC- 2-3

THE DAN MCCARNEY ERA 22-32 CAREER

2011 (5-7; 4-4 SBC)

| | | | |
|-------|--------|-------------------------|-------|
| 9/1 | L..... | at FIU*..... | 16-41 |
| 9/10 | L..... | HOUSTON..... | 23-48 |
| 9/17 | L..... | at #2 Alabama..... | 0-41 |
| 9/24 | W..... | INDIANA..... | 24-21 |
| 10/1 | L..... | at Tulsa..... | 24-41 |
| 10/8 | W..... | FLORIDA ATLANTIC*..... | 31-17 |
| 10/15 | L..... | at Louisiana*..... | 10-30 |
| 10/22 | W..... | ULM*..... | 38-21 |
| 10/29 | L..... | at Arkansas State*..... | 14-37 |
| 11/12 | W..... | at Troy*..... | 38-33 |
| 11/19 | L..... | WESTERN KENTUCKY*..... | 21-31 |
| 12/3 | W..... | MIDDLE TENNESSEE*..... | 59-7 |

2012 (4-8; 3-5 SBC)

| | | | |
|-------|--------|-----------------------------|-------|
| 9/1 | L..... | at No. 1 LSU..... | 14-41 |
| 9/8 | W..... | TEXAS SOUTHERN..... | 34-7 |
| 9/15 | L..... | at No. 14 Kansas State..... | 21-35 |
| 9/22 | L..... | TROY*..... | 7-14 |
| 9/29 | W..... | at Florida Atlantic*..... | 20-14 |
| 10/6 | L..... | at Houston..... | 21-44 |
| 10/16 | L..... | Louisiana*..... | 30-23 |
| 10/27 | L..... | at Middle Tennessee*..... | 21-38 |
| 11/3 | L..... | ARKANSAS STATE*..... | 19-37 |
| 11/10 | W..... | SOUTH ALABAMA*..... | 24-14 |
| 11/17 | L..... | at ULM*..... | 16-42 |
| 11/24 | L..... | at Western Kentucky*..... | 24-25 |

2013 (9-4; 6-2 C-USA)

| | | | |
|---|--------|-------------------------|-------|
| 8/31 | W..... | IDAHO..... | 40-6 |
| 9/7 | L..... | at Ohio..... | 21-27 |
| 9/14 | W..... | BALL STATE..... | 34-27 |
| 9/21 | L..... | at No. 9 Georgia..... | 21-45 |
| 10/5 | L..... | at Tulane*..... | 21-24 |
| 10/12 | L..... | MIDDLE TENNESSEE*..... | 34-7 |
| 10/19 | W..... | at Louisiana Tech*..... | 28-13 |
| 10/26 | W..... | at Southern Miss*..... | 55-14 |
| 10/31 | W..... | RICE*..... | 28-16 |
| 11/9 | W..... | UTEP*..... | 41-7 |
| 11/23 | L..... | UTSA*..... | 13-21 |
| 11/30 | W..... | at Tulsa*..... | 42-10 |
| 1/1 | W..... | UNLV^..... | 36-14 |
| ^ Heart of Dallas Bowl (Cotton Bowl, Dallas, TX) | | | |

2014 (4-8; 2-6 C-USA)

| | | | |
|-------|--------|------------------------|-------|
| 8/30 | L..... | at No. 24 Texas..... | 7-38 |
| 9/6 | W..... | SMU..... | 43-6 |
| 9/11 | L..... | LOUISIANA TECH*..... | 21-42 |
| 9/20 | W..... | NICHOLLS..... | 77-3 |
| 10/4 | L..... | at Indiana..... | 24-49 |
| 10/11 | L..... | at UAB*..... | 21-56 |
| 10/18 | L..... | SOUTHERN MISS*..... | 20-30 |
| 10/25 | L..... | at Rice*..... | 21-41 |
| 11/8 | W..... | FLORIDA ATLANTIC*..... | 31-10 |
| 11/15 | L..... | at UTEP*..... | 17-35 |
| 11/22 | W..... | FIU*..... | 17-14 |
| 11/29 | L..... | at UTSA*..... | 27-34 |

2015 (1-11; 1-7 C-USA)

| | | | |
|-------|--------|---------------------------|-------|
| 9/12 | L..... | at SMU..... | 13-31 |
| 9/19 | L..... | RICE*..... | 24-38 |
| 9/26 | L..... | at Iowa..... | 16-62 |
| 10/3 | L..... | at Southern Miss*..... | 14-49 |
| 10/10 | L..... | PORTLAND STATE..... | 7-66 |
| 10/15 | L..... | WESTERN KENTUCKY*..... | 28-55 |
| 10/24 | L..... | at Marshall*..... | 13-30 |
| 10/31 | W..... | UTSA*..... | 30-23 |
| 11/7 | L..... | at Louisiana Tech*..... | 13-56 |
| 11/14 | L..... | at Tennessee..... | 0-24 |
| 11/21 | L..... | at Middle Tennessee*..... | 7-41 |
| 11/28 | L..... | UTEP*..... | 17-20 |

-Mike Canales Interim HC- 1-6

THE SETH LITTELL ERA 44-44 CAREER

2016 (5-8; 3-5 C-USA)

| | | | |
|---|--------|---------------------------|------------|
| 9/3 | L..... | SMU..... | 21-34 |
| 9/10 | W..... | BETHUNE-COOKMAN..... | 41-20 |
| 9-17 | L..... | at #23 Florida..... | 0-32 |
| 9/24 | W..... | at Rice*..... | 42-35(20T) |
| 10/1 | L..... | MIDDLE TENNESSEE*..... | 13-30 |
| 10/8 | W..... | MARSHALL*..... | 38-21 |
| 10/22 | W..... | at Army..... | 35-18 |
| 10/29 | L..... | at UTSA*..... | 17-31 |
| 11/5 | L..... | LOUISIANA TECH*..... | 24-45 |
| 11/12 | L..... | at Western Kentucky*..... | 7-45 |
| 11/19 | W..... | SOUTHERN MISS*..... | 29-23 |
| 11/26 | W..... | at UTEP*..... | 24-52 |
| 12/27 | L..... | Army^..... | 31-38(OT) |
| ^ Zaxby's Heart of Dallas Bowl (Cotton Bowl, Dallas, TX) | | | |

2017 (9-5; 7-1 C-USA)

| | | | |
|---|--------|---------------------------|-------|
| 9/2 | W..... | LAMAR..... | 59-14 |
| 9/9 | L..... | at SMU..... | 32-54 |
| 9/16 | L..... | at Iowa..... | 14-31 |
| 9/23 | W..... | UAB*..... | 46-43 |
| 9/30 | W..... | at Southern Miss*..... | 43-28 |
| 10/14 | W..... | UTSA*..... | 29-26 |
| 10/21 | L..... | at Florida Atlantic*..... | 31-69 |
| 10/28 | W..... | OLD DOMINION*..... | 45-38 |
| 11/4 | W..... | at Louisiana Tech*..... | 24-23 |
| 11/11 | W..... | UTEP*..... | 45-10 |
| 11/18 | W..... | ARMY..... | 52-49 |
| 11/25 | W..... | at Rice*..... | 30-14 |
| 12/2 | L..... | at Florida Atlantic&..... | 17-41 |
| 12/16 | L..... | Troy^..... | 30-50 |
| & Conference USA Championship Game ^ R+L Carriers New Orleans Bowl (Mercedes-Benz SuperDome, New Orleans, LA) | | | |

2018 (9-4; 5-3 C-USA)

| | | | |
|--|--------|-------------------------|-------|
| 9/1 | W..... | SMU..... | 46-23 |
| 9/8 | W..... | INCARNATE WORD..... | 58-16 |
| 9/15 | W..... | at Arkansas..... | 44-17 |
| 9/22 | W..... | at Liberty..... | 47-7 |
| 9/29 | L..... | LOUISIANA TECH*..... | 27-29 |
| 10/6 | W..... | at UTEP*..... | 27-24 |
| 10/13 | W..... | SOUTHERN MISS*..... | 30-7 |
| 10/20 | L..... | at UAB*..... | 21-29 |
| 10/27 | W..... | RICE*..... | 41-17 |
| 11/10 | L..... | at Old Dominion*..... | 31-34 |
| 11/15 | W..... | FLORIDA ATLANTIC*..... | 41-38 |
| 11/24 | W..... | at UTSA*..... | 24-21 |
| 12/15 | L..... | No. 23 Utah State^..... | 13-52 |
| ^ New Mexico Bowl (Dreamstyle Stadium, Albuquerque, NM) | | | |

2019 (4-8; 3-5 C-USA)

| | | | |
|-------|--------|-------------------------|-------|
| 8/31 | W..... | ABILENE CHRISTIAN..... | 51-31 |
| 9/7 | L..... | at SMU..... | 27-49 |
| 9/14 | L..... | at California..... | 17-23 |
| 9/21 | W..... | UTSA*..... | 45-3 |
| 9/28 | L..... | HOUSTON..... | 25-46 |
| 10/12 | L..... | at Southern Miss*..... | 27-45 |
| 10/19 | W..... | MIDDLE TENNESSEE*..... | 33-30 |
| 10/26 | L..... | at Charlotte*..... | 38-39 |
| 11/2 | W..... | UTEP*..... | 52-26 |
| 11/9 | L..... | at Louisiana Tech*..... | 17-52 |
| 11/23 | L..... | at Rice*..... | 14-20 |
| 11/30 | L..... | UAB*..... | 21-26 |



ALL-TIME RESULTS

2020 (4-6; 3-4 C-USA)

| | | | | |
|-------|--------------|----------------------|-------|-----------|
| 9/5 | W..... | HOUSTON BAPTIST | | 57-31 |
| 9/19 | L..... | SMU | | 35-65 |
| 9/26 | | at Houston | | Canceled% |
| 10/3 | L..... | SOUTHERN MISS* | | 31-41 |
| 10/10 | L..... | CHARLOTTE* | | 21-49 |
| 10/17 | W..... | at Middle Tennessee* | | 52-35 |
| 11/14 | | at UAB* | | Canceled% |
| 11/21 | W..... | RICE* | | 27-17 |
| 11/28 | L..... | at UTSA* | | 17-49 |
| 12/3 | L..... | LOUISIANA TECH* | | 31-42 |
| 12/11 | W..... | at UTEP#* | | 45-43 |
| 12/21 | L..... | Appalachian State^ | | 28-56 |

^ Myrtle Beach Bowl (Conway, S.C.)

% Games were canceled due to COVID-19 pandemic

#Game was played in Denton but was a home game for UTEP due to COVID-19

2021 (6-7; 5-3 C-USA)

| | | | | |
|-------|--------------|-------------------|-------|------------|
| 9/4 | W..... | NORTHWESTERN ST | | 44-14 |
| 9/11 | L..... | at SMU | | 12-35 |
| 9/18 | L..... | UAB* | | 6-40 |
| 9/25 | L..... | at LA Tech* | | 17-24 |
| 10/9 | L..... | at Missouri | | 35-48 |
| 10/15 | L..... | MARSHALL* | | 21-49 |
| 10/23 | L..... | LIBERTY | | 26-35 |
| 10/30 | W..... | at Rice* | | 30-24 (OT) |
| 11/6 | W..... | at Southern Miss* | | 38-14 |
| 11/13 | W..... | UTEP* | | 20-17 |
| 11/20 | W..... | at FIU* | | 49-7 |
| 11/27 | W..... | #15 UTSA* | | 45-23 |
| 12/23 | L..... | Miami (OH)^ | | 14-27 |

^ Frisco Football Classic (Frisco, Texas)

2022 (7-7; 6-2 C-USA)

| | | | | |
|-------|--------------|----------------------|-------|-------|
| 8/27 | W..... | at UTEP* | | 31-13 |
| 9/3 | L..... | SMU | | 10-48 |
| 9/10 | W..... | TEXAS SOUTHERN | | 59-27 |
| 9/17 | L..... | at UNLV | | 27-58 |
| 10/9 | L..... | at Memphis | | 34-44 |
| 10/1 | W..... | FLORIDA ATLANTIC* | | 45-28 |
| 10/15 | W..... | LA TECH* | | 47-27 |
| 10/22 | L..... | at UTSA* | | 27-31 |
| 10/29 | W..... | at Western Kentucky* | | 40-13 |
| 11/5 | W..... | FIU* | | 52-14 |
| 11/20 | L..... | at UAB* | | 21-41 |
| 11/27 | W..... | RICE* | | 21-17 |
| 12/2 | L..... | at UTSA& | | 27-48 |
| 12/17 | L..... | Boise State^ | | 32-35 |

- Phil Bennett Interim HC - 0-1

& Conference USA Championship Game

^ Frisco Bowl (Frisco, Texas)

KEY

Home games in CAPS

* Conference Game



YEARLY RECORDS

EARLY YEARS (1913-1921)

| YEAR | HEAD COACH | RECORD |
|------|----------------|--------|
| 1913 | J.W. Pender | 0-1 |
| 1914 | J.W. Pender | 3-3 |
| 1915 | J.W. St. Clair | 4-1 |
| 1916 | J.W. St. Clair | 4-3-1 |
| 1917 | J.W. St. Clair | 6-1-0 |
| 1918 | J.W. St. Clair | 1-2-1 |
| 1919 | J.W. St. Clair | 5-3-0 |
| 1920 | Theron Fouts | 7-1-0 |
| 1921 | Theron Fouts | 3-3-0 |

TEXAS INTERCOLLEGIATE ATHLETIC ASSOC. (1922-1931)

| YEAR | HC | OVERALL | TIAA | FINISH |
|------|--------------|---------|-------|--------|
| 1922 | Theron Fouts | 5-2-1 | 3-0 | NA |
| 1923 | Theron Fouts | 3-5-0 | 3-1 | 2nd |
| 1924 | Theron Fouts | 5-3-1 | 4-1-1 | 2nd |
| 1925 | John Reid | 6-4-0 | 4-2 | 4th |
| 1926 | John Reid | 5-3-1 | 3-0-1 | 2nd |
| 1927 | John Reid | 1-6-2 | 0-3-2 | 8th |
| 1928 | John Reid | 4-5-0 | 2-2 | 5th |
| 1929 | Jack Sisco | 4-3-2 | 3-0-1 | 2nd |
| 1930 | Jack Sisco | 5-4-1 | 4-1 | 3rd |
| 1931 | Jack Sisco | 8-3-0 | 4-0 | 1st |

LONE STAR CONFERENCE (1932-1942)

| YEAR | HC | OVERALL | LSC | FINISH |
|------|---------------|---------|-------|--------|
| 1932 | Jack Sisco | 8-1-1 | 5-0 | 1st |
| 1933 | Jack Sisco | 3-4-2 | 2-2-1 | 3rd |
| 1934 | Jack Sisco | 5-4-0 | 2-2 | T2nd |
| 1935 | Jack Sisco | 5-3-1 | 3-1 | T1st |
| 1936 | Jack Sisco | 6-2-1 | 4-0 | 1st |
| 1937 | Jack Sisco | 4-4-2 | 2-1-1 | 2nd |
| 1938 | Jack Sisco | 7-4-0 | 2-2 | 3rd |
| 1939 | Jack Sisco | 6-1-0 | 4-0 | 1st |
| 1940 | Jack Sisco | 6-3-0 | 4-0 | 1st |
| 1941 | Jack Sisco | 7-1-0 | 4-0 | 1st |
| 1942 | Lloyd Russell | 3-5-0 | 1-2 | 3rd |
| 1946 | Odus Mitchell | 7-3-1 | 4-1 | 1st |
| 1947 | Odus Mitchell | 10-2-0 | 6-0 | 1st |
| 1948 | Odus Mitchell | 6-4-0 | 4-2 | 2nd |

GULF COAST CONFERENCE (1949-1956)

| YEAR | HC | OVERALL | GCC | FINISH |
|------|---------------|---------|-------|--------|
| 1949 | Odus Mitchell | 8-4-0 | 2-1 | 2nd |
| 1950 | Odus Mitchell | 7-2-1 | 2-0-1 | T1st |
| 1951 | Odus Mitchell | 8-4-0 | 2-0 | 1st |
| 1952 | Odus Mitchell | 7-3-0 | 2-0 | 1st |
| 1953 | Odus Mitchell | 3-6-1 | 1-1 | 2nd |
| 1954 | Odus Mitchell | 4-6-0 | 1-1 | 2nd |
| 1955 | Odus Mitchell | 5-4-1 | 2-0 | T1st |
| 1956 | Odus Mitchell | 7-2-1 | 2-0-1 | T1st |

MISSOURI VALLEY CONFERENCE (1957-1974)

| YEAR | HC | OVERALL | MVC | FINISH |
|------|---------------|---------|-------|--------|
| 1957 | Odus Mitchell | 5-5-0 | 2-2 | 2nd |
| 1958 | Odus Mitchell | 7-2-1 | 2-1-1 | 1st |
| 1959 | Odus Mitchell | 9-2-0 | 3-1 | 1st |
| 1960 | Odus Mitchell | 2-6-1 | 0-3 | 4th |
| 1961 | Odus Mitchell | 5-4-1 | 1-2 | 2nd |
| 1962 | Odus Mitchell | 6-4-0 | 2-1 | 2nd |
| 1963 | Odus Mitchell | 3-6-0 | 2-2 | 3rd |
| 1964 | Odus Mitchell | 2-7-1 | 1-3 | 4th |
| 1965 | Odus Mitchell | 3-7-0 | 2-2 | 3rd |
| 1966 | Odus Mitchell | 8-2-0 | 3-1 | 1st |
| 1967 | Rod Rust | 7-1-1 | 4-0 | 1st |
| 1968 | Rod Rust | 8-2-0 | 4-1 | 2nd |
| 1969 | Rod Rust | 7-3-0 | 4-1 | 2nd |
| 1970 | Rod Rust | 3-8-0 | 1-3 | 4th |
| 1971 | Rod Rust | 3-8-0 | 3-2 | 2nd |
| 1972 | Rod Rust | 1-10-0 | 0-7 | 8th |
| 1973 | Hayden Fry | 5-5-1 | 5-1 | 1st |
| 1974 | Hayden Fry | 2-7-2 | 1-3-2 | 6th |

DIVISION I-A INDEPENDENT (1975-1982)

| YEAR | HC | OVERALL | CONF. | FINISH |
|------|--------------|---------|-------|--------|
| 1975 | Hayden Fry | 7-4-0 | NA | NA |
| 1976 | Hayden Fry | 7-4-0 | NA | NA |
| 1977 | Hayden Fry | 10-1-0 | NA | NA |
| 1978 | Hayden Fry | 9-2-0 | NA | NA |
| 1979 | Jerry Moore | 5-6-0 | NA | NA |
| 1980 | Jerry Moore | 6-5-0 | NA | NA |
| 1981 | Bob Tyler | 2-9-0 | NA | NA |
| 1982 | Corky Nelson | 2-9-0 | NA | NA |

SOUTHLAND CONFERENCE (1983-1994)

| YEAR | HC | OVERALL | SLC | FINISH |
|------|---------------|---------|-------|--------|
| 1983 | Corky Nelson | 8-4-0 | 5-1 | 1st |
| 1984 | Corky Nelson | 2-9-0 | 1-5 | 6th |
| 1985 | Corky Nelson | 4-6-1 | 2-3-1 | 5th |
| 1986 | Corky Nelson | 6-4-0 | 3-2 | 2nd |
| 1987 | Corky Nelson | 7-5-0 | 5-1 | 2nd |
| 1988 | Corky Nelson | 8-4-0 | 4-2 | 3rd |
| 1989 | Corky Nelson | 5-6-0 | 2-4 | 5th |
| 1990 | Corky Nelson | 6-5-0 | 2-4 | 6th |
| 1991 | Dennis Parker | 3-7-1 | 2-5 | 6th |
| 1992 | Dennis Parker | 4-7-0 | 3-4 | 5th |
| 1993 | Dennis Parker | 4-7-0 | 2-5 | 5th |
| 1994 | Matt Simon | 7-4-1 | 5-0-1 | 1st |

DIVISION I-A INDEPENDENT (1995)

| YEAR | HC | OVERALL | CONF. | FINISH |
|------|------------|---------|-------|--------|
| 1995 | Matt Simon | 2-9-0 | NA | NA |

BIG WEST CONFERENCE (1996-2000)

| YEAR | HC | OVERALL | BWC | FINISH |
|------|----------------|---------|-----|--------|
| 1996 | Matt Simon | 5-6-0 | 3-2 | 3rd |
| 1997 | Matt Simon | 4-7-0 | 2-3 | 4th |
| 1998 | Darrell Dickey | 3-8-0 | 3-2 | 2nd |
| 1999 | Darrell Dickey | 2-9-0 | 1-5 | 7th |
| 2000 | Darrell Dickey | 3-8-0 | 1-4 | T4th |

SUN BELT CONFERENCE (2001-2012)

| YEAR | HC | OVERALL | SBC | FINISH |
|------|----------------|---------|-----|--------|
| 2001 | Darrell Dickey | 5-7 | 5-1 | T1st |
| 2002 | Darrell Dickey | 8-5 | 6-0 | 1st |
| 2003 | Darrell Dickey | 9-4 | 7-0 | 1st |
| 2004 | Darrell Dickey | 7-5 | 7-0 | 1st |
| 2005 | Darrell Dickey | 2-9 | 2-5 | 8th |
| 2006 | Darrell Dickey | 3-9 | 2-5 | 7th |
| 2007 | Todd Dodge | 2-10 | 1-6 | 7th |
| 2008 | Todd Dodge | 1-11 | 0-7 | 8th |
| 2009 | Todd Dodge | 2-10 | 1-7 | 8th |
| 2010 | Todd Dodge | 1-6 | 1-3 | NA |
| 2010 | Mike Canales | 2-3 | 2-3 | T6th |
| 2011 | Dan McCarney | 5-7 | 4-4 | 5th |
| 2012 | Dan McCarney | 4-8 | 3-5 | T6th |

CONFERENCE USA (2013-2022)

| YEAR | HC | OVERALL | CUSA | FINISH |
|------|---------------|---------|------|--------|
| 2013 | Dan McCarney | 9-4 | 6-2 | T2nd |
| 2014 | Dan McCarney | 4-8 | 2-6 | T10th |
| 2015 | Dan McCarney | 0-5 | 0-2 | NA |
| 2015 | Mike Canales* | 1-6 | 1-5 | 12th |
| 2016 | Seth Littrell | 5-8 | 3-5 | T8th |
| 2017 | Seth Littrell | 9-5 | 7-1 | 2nd |
| 2018 | Seth Littrell | 9-4 | 5-3 | T4th |
| 2019 | Seth Littrell | 4-8 | 3-5 | T8th |
| 2020 | Seth Littrell | 4-6 | 3-4 | 8th |
| 2021 | Seth Littrell | 6-7 | 5-3 | T4th |
| 2022 | Seth Littrell | 7-7 | 6-2 | 2nd |

HISTORY



COACHING RECORDS

ALL-TIME COACHING RECORD BY VICTORY

| COACH | YEARS | TENURE | RECORD | PCT. |
|--------------------|-------|---------|----------|------|
| 1. Odus Mitchell | 21 | 1946-66 | 122-85-9 | .586 |
| 2. Jack Sisco | 13 | 1929-41 | 74-37-10 | .653 |
| 3. Corky Nelson | 9 | 1982-90 | 48-52-1 | .480 |
| 4. Seth Littrell | 7 | 2016-22 | 44-44 | .500 |
| 5. Darrell Dickey | 9 | 1998-06 | 42-64 | .396 |
| 6. Hayden Fry | 6 | 1973-78 | 40-23-3 | .629 |
| 7. Rod Rust | 6 | 1967-72 | 29-32-1 | .476 |
| 8. Theron Fouts | 5 | 1920-24 | 23-14-2 | .615 |
| 9. Dan McCarney | 5 | 2011-15 | 22-32 | .407 |
| 10. J.W. St. Clair | 5 | 1915-19 | 20-10-2 | .656 |

BY WIN PERCENTAGE

| COACH | YEARS | TENURE | RECORD | PCT. |
|-------------------|-------|---------|----------|------|
| 1. J.W. St. Clair | 5 | 1915-19 | 20-10-2 | .656 |
| 2. Jack Sisco | 13 | 1929-41 | 74-37-10 | .653 |
| 3. Hayden Fry | 6 | 1973-78 | 40-23-3 | .629 |
| 4. Theron Fouts | 5 | 1920-24 | 23-14-2 | .615 |
| 5. Odus Mitchell | 21 | 1946-66 | 122-85-9 | .586 |

CONSECUTIVE WINNING SEASONS

| COACH | SEASONS | YEARS |
|------------------|---------|---------|
| 1. Odus Mitchell | 7 | 1946-52 |
| 2. Jack Sisco | 4 | 1929-32 |
| Jack Sisco | 4 | 1938-41 |
| Hayden Fry | 4 | 1975-78 |
| 5. Corky Nelson | 3 | 1986-88 |
| J.W. St. Clair | 3 | 1915-17 |
| Jack Sisco | 3 | 1934-36 |
| Rod Rust | 3 | 1967-69 |
| Darrell Dickey | 3 | 2002-04 |

MOST WINNING SEASONS

| COACH | SEASONS |
|------------------|---------|
| 1. Odus Mitchell | 14 |
| 2. Jack Sisco | 10 |
| 3. Corky Nelson | 5 |
| 4. Hayden Fry | 4 |
| J.W. St. Clair | 4 |
| 6. Rod Rust | 3 |
| Theron Fouts | 3 |
| Darrell Dickey | 3 |

CONFERENCE TITLES

| COACH | TITLES |
|-------------------|--------|
| 1. Odus Mitchell | 10 |
| 2. Jack Sisco | 7 |
| 3. Darrell Dickey | 4 |
| 4. Hayden Fry | 1 |
| Corky Nelson | 1 |
| Rod Rust | 1 |
| Matt Simon | 1 |

ALL-TIME COACHING RECORDS

| COACH | YEARS | TENURE | RECORD | PCT. |
|----------------|-------|------------|----------|------|
| J.W. Pender | 2 | 1913-14 | 3-4 | .429 |
| J.W. St. Clair | 5 | 1915-19 | 20-10-2 | .656 |
| Theron Fouts | 5 | 1920-24 | 23-14-2 | .615 |
| John Reid | 4 | 1925-28 | 16-18-3 | .473 |
| Jack Sisco | 13 | 1929-41 | 74-37-10 | .653 |
| Lloyd Russell | 1 | 1942 | 3-5 | .375 |
| Odus Mitchell | 21 | 1946-66 | 122-85-9 | .586 |
| Rod Rust | 6 | 1967-72 | 29-32-1 | .476 |
| Hayden Fry | 6 | 1973-78 | 40-23-3 | .629 |
| Jerry Moore | 2 | 1979-80 | 11-11 | .500 |
| Bob Tyler | 1 | 1981 | 2-9 | .182 |
| Corky Nelson | 9 | 1982-90 | 48-52-1 | .480 |
| Dennis Parker | 3 | 1991-93 | 11-21-1 | .480 |
| Matt Simon | 4 | 1994-97 | 18-26-1 | .411 |
| Darrell Dickey | 9 | 1998-06 | 42-64 | .396 |
| Todd Dodge | 4 | 2007-10 | 6-37 | .140 |
| Mike Canales* | 2 | 2010, 2015 | 3-9 | .250 |
| Dan McCarney | 5 | 2011-15 | 22-32 | .407 |
| Seth Littrell | 6 | 2016-22 | 44-44 | .500 |
| Phil Bennett* | 1 | 2022 | 0-1 | .000 |

* Interim Head Coach

SERIES RECORDS

TULANE
UNT TRAILS 0-1
DATE LOCATION W/L SCORE
10/5/13 New Orleans* L 21-24
* - Conference USA Game
New Orleans: UNT trails 0-1

TULSA
UNT TRAILS 7-17
DATE LOCATION W/L SCORE
10/19/57 Tulsa W 14-12
10/25/58 Denton^ W 8-7
11/14/59 Tulsa^ L 6-17
11/12/60 Tulsa^ L 8-12
10/21/61 Denton^ W 23-12
10/13/62 Tulsa^ L 0-34
10/19/63 Denton^ L 21-22
11/14/64 Tulsa^ L 0-47
10/16/65 Denton^ L 20-27
10/15/66 Tulsa^ L 27-30
11/18/67 Denton^ W 54-12
10/19/68 Tulsa^ W 20-17
11/15/69 Denton^ W 42-16
12/5/70 Tulsa^ L 20-26
11/25/72 Tulsa^ L 22-45
11/17/73 Denton^ L 15-24
9/21/74 Tulsa^ L 6-31
10/11/80 Tulsa L 27-28
11/20/82 Denton L 20-38
9/17/05 Denton L 2-54
9/16/06 Tulsa L 3-28
9/6/08 Denton L 26-56
10/11/11 Tulsa L 24-41
11/30/13 Tulsa* W 42-10
* - Conference USA Game
^ - Missouri Valley Conference Game
Denton: UNT trails 4-6
Tulsa: UNT trails 3-11

UAH
UNT TRAILS 1-6
DATE LOCATION W/L SCORE
10/14/95 Denton L 14-19
10/11/14 Birmingham* L 21-56
9/23/17 Denton* W 46-43
10/20/18 Birmingham* L 21-29
11/30/19 Denton* L 21-26
9/18/21 Denton* L 6-40
11/12/22 Birmingham* L 21-41
* - Conference USA Game
Denton: UNT trails 1-3
Birmingham: UNT trails 0-3

ULM
UNT TRAILS 13-16
DATE LOCATION W/L SCORE
11/11/78 Denton W 28-6
11/15/80 Denton W 26-18
11/14/81 Monroe W 17-14
9/18/82 Denton L 15-38
11/5/83 Monroe^ W 27-7
11/10/84 Denton^ W 10-3
11/16/85 Monroe^ L 17-18
11/15/86 Denton^ W 28-20
11/14/87 Monroe^ L 23-24
11/28/87 Monroe& L 9-30
10/8/88 Denton^ W 26-23
11/18/89 Monroe^ W 28-25
11/24/90 Denton^ L 15-16
11/23/91 Monroe^ L 21-44
11/21/92 Denton^ L 25-47
11/20/93 Monroe^ L 31-61
11/19/94 Monroe L 20-38
10/6/01 Monroe* L 17-19
11/2/02 Denton* W 41-2
11/8/03 Monroe* W 28-26
10/30/04 Denton* W 45-30
11/19/05 Denton* L 19-24
11/25/06 Monroe* L 3-23
10/13/07 Denton* W 31-21
10/18/08 Monroe* L 23-35
11/7/09 Denton* L 6-33
11/20/10 Monroe* L 37-49
10/22/11 Denton* W 38-21
11/17/12 Monroe* L 16-42
* - Sun Belt Conference Game
^ - Southland Conference Game
& - NCAA Div. I-AA Playoffs (Monroe, La.)
Denton: UNT leads 9-5
Monroe: UNT trails 4-11

UNLV
UNT TRAILS 1-5
DATE LOCATION W/L SCORE
11/1/86 Las Vegas L 26-27
11/4/95 Las Vegas L 24-34
9/2/99 Denton L 3-26
9/16/00 Las Vegas L 0-38
1/1/14 Dallas& W 36-14
9/17/22 Las Vegas L 27-58
& - Heart of Dallas Bowl (Cotton Bowl), Dallas, Texas
Denton: UNT trails 0-1
Las Vegas: UNT trails 0-4
Neutral: UNT leads 1-0
Dallas: UNT leads 1-0

USF
UNT TRAILS 0-2
DATE LOCATION W/L SCORE
9/29/01 Tampa L 10-28
10/5/02 Denton L 17-24
Denton: UNT trails 0-1
Tampa: UNT trails 0-1

UTA
UNT LEADS 11-4-1
DATE LOCATION W/L SCORE
1921 Denton W 41-6
1922 Arlington T 7-7
1922 Denton W 6-0
1923 Denton L 12-30
9/8/73 Irving# L 7-31
9/4/75 Irving# W 27-14
9/11/76 Denton W 24-7
10/15/77 Irving# W 15-6
9/16/78 Irving# W 28-23
9/15/79 Irving# W 19-14
9/6/80 Arlington W 31-14
10/24/81 Dallas! L 6-7
10/9/82 Arlington W 17-3
11/12/83 Denton* L 52-15
11/17/84 Arlington* W 0-22
11/23/85 Denton* W 23-20
* - Southland Conference Game
- game played at Texas Stadium (Irving, Texas)
! - game played at Cotton Bowl (Dallas, Texas)
Denton: UNT leads 5-1
Arlington: UNT leads 2-1-1
Neutral: UNT leads 4-2
Irving: UNT leads 4-1
Dallas: UNT trails 0-1

UTEP
UNT LEADS 20-8-3
DATE LOCATION W/L SCORE
9/22/51 El Paso W 33-0
9/20/52 El Paso W 27-14
10/24/53 El Paso L 21-26
10/23/54 Denton L 0-6
9/24/55 El Paso T 7-7
10/20/56 Denton W 13-6
9/21/57 El Paso L 13-14
9/20/58 Denton W 26-8
9/26/59 El Paso W 31-7
9/24/60 Denton T 16-16
11/25/61 El Paso W 24-14
9/22/62 Denton W 19-6
9/21/63 El Paso L 7-34
9/19/64 Denton T 0-0
9/18/65 El Paso L 15-61
9/24/66 Denton W 12-9
11/9/68 El Paso W 34-31
9/10/77 El Paso W 41-10
9/2/78 Denton W 49-0
9/1/79 Denton W 35-0
9/20/80 El Paso W 35-15
11/9/13 Denton* W 41-7
11/15/14 El Paso* L 17-35
11/28/15 Denton* L 17-20
11/26/16 El Paso* L 24-52
11/11/17 Denton* W 45-10
10/6/18 El Paso* W 27-24
11/2/19 Denton* W 52-26
12/11/20 Denton*# W 45-43
11/13/21 Denton* W 20-17
8/27/22 El Paso* W 31-13
* - Conference USA Game
- played in Denton but was a home game for UTEP due to COVID-19 pandemic
Denton: UNT leads 11-2-2
El Paso: UNT leads 9-6-1

UTSA
UNT TRAILS 5-6
DATE LOCATION W/L SCORE
11/23/13 Denton* L 13-21
11/29/14 San Antonio* L 27-34
10/31/15 Denton* W 30-23
10/29/16 San Antonio* L 17-31
10/14/17 Denton* W 29-26
11/24/18 San Antonio* W 24-21
9/21/19 Denton* W 45-3
11/28/20 San Antonio* L 17-49
11/27/21 Denton* W 45-23
10/22/22 San Antonio* L 27-31
12/2/22 San Antonio& L 27-48
* - Conference USA Game
& - Conference USA Championship Game
Denton: UNT leads 4-1
San Antonio: UNT trails 1-5

UTAH STATE
UNT TRAILS 3-5
DATE LOCATION W/L SCORE
11/2/96 Logan^ L 13-21
11/22/97 Denton^ W 51-48
11/14/98 Logan^ L 27-28
11/27/99 Denton^ L 7-34
10/14/00 Denton^ L 12-17
10/18/03 Denton* W 37-27
10/9/04 Logan* W 31-23
12/15/18 Albuquerque& L 13-52
* - Sun Belt Conference Game
^ - Big West Conference Game
& - New Mexico Bowl (Dreamstyle Stadium, Albuquerque, N.M.)
Denton: Tied 2-2
Logan: UNT trails 1-2
Neutral: UNT trails 0-1
Albuquerque: UNT trails 0-1

VANDERBILT
UNT TRAILS 0-2
DATE LOCATION W/L SCORE
10/12/96 Denton L 7-19
8/30/97 Nashville L 12-29
Denton: UNT trails 0-1
Nashville: UNT trails 0-1

WEBER STATE
SERIES TIED 1-1
DATE LOCATION W/L SCORE
10/11/69 Denton W 35-13
9/18/71 Ogden L 0-20
Denton: UNT leads 1-0
Ogden: UNT trails 0-1

WESLEY COLLEGE
UNT LEADS 1-0
DATE LOCATION W/L SCORE
1921 AWAY W 33-6
AWAY: UNT leads 1-0

HISTORY



SERIES RECORDS

WEST TEXAS A&M

UNT LEADS 17-6

| DATE | LOCATION | W/L | SCORE |
|----------|-----------|-----|-------|
| 1923 | Denton | W | 14-6 |
| 1924 | AWAY | W | 14-7 |
| 10/30/25 | AWAY | W | 6-0 |
| 10/30/26 | Denton | W | 16-3 |
| 10/2/48 | Canyon | W | 20-7 |
| 10/12/51 | Amarillo | W | 42-14 |
| 11/14/53 | Denton | W | 38-6 |
| 10/3/59 | Denton | W | 28-6 |
| 10/15/60 | Canyon | L | 6-14 |
| 11/10/62 | Denton | W | 20-13 |
| 10/5/63 | Canyon | L | 16-38 |
| 10/10/64 | Denton | L | 13-21 |
| 10/17/70 | Canyon | W | 11-10 |
| 11/18/72 | Irving# * | L | 14-17 |
| 9/22/73 | Denton* | W | 32-15 |
| 11/16/74 | Canyon* | L | 14-21 |
| 11/29/75 | Denton | W | 16-15 |
| 10/16/76 | Canyon | W | 10-7 |
| 9/24/77 | Denton | W | 31-20 |
| 10/7/78 | Canyon | W | 35-0 |
| 10/20/79 | Denton | W | 28-14 |
| 10/23/82 | Canyon | L | 22-24 |
| 9/3/83 | Denton | W | 32-3 |

* - Missouri Valley Conference Game

- game played at Texas Stadium (Irving, Texas)

Denton: UNT leads 10-1

Canyon/Amarillo: UNT leads 7-4

Neutral: UNT trails 0-1

Irving: UNT trails 0-1

WKU

UNT LEADS 5-4

| DATE | LOCATION | W/L | SCORE |
|----------|----------------|-----|-------|
| 11/24/07 | Denton | W | 27-26 |
| 11/1/08 | Bowling Green | W | 51-40 |
| 10/31/09 | Denton^ | W | 68-49 |
| 10/30/10 | Bowling Green^ | W | 33-6 |
| 11/19/11 | Denton^ | L | 21-31 |
| 11/24/12 | Bowling Green^ | L | 24-25 |
| 10/15/15 | Denton* | L | 28-55 |
| 11/12/16 | Bowling Green* | L | 7-45 |
| 10/29/22 | Bowling Green* | W | 40-13 |

* - Conference USA Game

^ - Sun Belt Conference Game

Denton: Tied 2-2

Bowling Green: UNT leads 3-2

WICHITA STATE

UNT LEADS 11-5-1

| DATE | LOCATION | W/L | SCORE |
|----------|-----------|-----|-------|
| 11/8/58 | Wichita* | L | 13-15 |
| 10/31/59 | Denton* | W | 12-0 |
| 11/19/60 | Wichita* | L | 6-34 |
| 10/14/61 | Denton* | L | 14-26 |
| 11/3/62 | Wichita* | W | 9-7 |
| 10/26/63 | Denton* | W | 7-3 |
| 11/21/64 | Wichita* | L | 6-14 |
| 11/6/65 | Denton* | W | 24-21 |
| 11/12/66 | Wichita* | W | 30-13 |
| 11/11/67 | Denton* | W | 20-14 |
| 11/23/68 | Wichita* | W | 44-6 |
| 11/8/69 | Denton* | W | 47-0 |
| 11/21/70 | Wichita* | W | 41-24 |
| 11/20/71 | Irving# * | W | 31-10 |
| 10/7/72 | Wichita* | L | 6-23 |
| 11/10/73 | Denton* | W | 31-21 |
| 11/9/74 | Wichita* | T | 10-10 |

* - Missouri Valley Conference Game

- game played at Texas Stadium (Irving, Texas)

Denton: UNT leads 6-1

Wichita: Tied 4-4-1

Neutral: UNT leads 1-0

Irving: UNT leads 1-0

YOUNGSTOWN STATE

UNT LEADS 2-0

| DATE | LOCATION | W/L | SCORE |
|----------|------------|-----|-------|
| 10/26/56 | Youngstown | W | 19-12 |
| 11/16/57 | Denton | W | 68-13 |

Denton: UNT leads 1-0

Youngstown: UNT leads 1-0

HISTORY



UNT VS. FBS CONFERENCES

ACC

| TEAM | ALL | H | A | N |
|----------------|--------------|------------|------------|------------|
| Boston College | 0-0 | 0-0 | 0-0 | 0-0 |
| Clemson | 0-1 | 0-0 | 0-1 | 0-0 |
| Duke | 0-0 | 0-0 | 0-0 | 0-0 |
| Florida State | 0-2 | 0-1 | 0-1 | 0-0 |
| Georgia Tech | 0-0 | 0-0 | 0-0 | 0-0 |
| Louisville | 10-7 | 4-3 | 5-4 | 1-0 |
| Miami (FL) | 0-1 | 0-0 | 0-1 | 0-0 |
| North Carolina | 0-0 | 0-0 | 0-0 | 0-0 |
| N.C. State | 0-0 | 0-0 | 0-0 | 0-0 |
| Pittsburgh | 0-0 | 0-0 | 0-0 | 0-0 |
| Syracuse | 0-0 | 0-0 | 0-0 | 0-0 |
| Virginia | 0-0 | 0-0 | 0-0 | 0-0 |
| Virginia Tech | 0-0 | 0-0 | 0-0 | 0-0 |
| Wake Forest | 0-0 | 0-0 | 0-0 | 0-0 |
| TOTALS | 10-11 | 4-4 | 5-7 | 1-0 |

AMERICAN

| TEAM | ALL | H | A | N |
|------------------|-----------------|--------------|----------------|-------------|
| Charlotte | 0-2 | 0-1 | 0-1 | 0-0 |
| East Carolina | 0-1 | 0-0 | 0-1 | 0-0 |
| Florida Atlantic | 6-8 | 4-4 | 2-3 | 0-1 |
| Memphis | 4-17 | 1-6 | 3-9 | 0-2 |
| Navy | 0-1 | 0-1 | 0-0 | 0-0 |
| Rice | 8-5 | 4-2 | 4-3 | 0-0 |
| SMU | 6-35-1 | 4-3 | 1-25-1 | 1-7 |
| Temple | 0-0 | 0-0 | 0-0 | 0-0 |
| Tulane | 0-1 | 0-0 | 0-1 | 0-0 |
| Tulsa | 7-17 | 4-6 | 3-11 | 0-0 |
| UAB | 1-6 | 1-3 | 0-3 | 0-0 |
| USF | 0-2 | 0-1 | 0-1 | 0-0 |
| UTSA | 5-6 | 4-1 | 1-5 | 0-0 |
| TOTALS | 37-101-1 | 22-28 | 14-63-1 | 1-10 |

BIG 12

| TEAM | ALL | H | A | N |
|----------------|----------------|---------------|--------------|------------|
| Baylor | 1-12 | 1-2 | 0-10 | 0-0 |
| BYU | 2-3 | 1-0 | 1-2 | 0-1 |
| Cincinnati | 9-7-1 | 3-3-1 | 4-4 | 2-0 |
| Houston | 7-8 | 3-5 | 3-3 | 1-0 |
| Iowa State | 0-0 | 0-0 | 0-0 | 0-0 |
| Kansas | 0-3 | 0-0 | 0-2 | 0-1 |
| Kansas State | 1-6 | 0-1 | 1-5 | 0-0 |
| Oklahoma | 0-7 | 0-0 | 0-7 | 0-0 |
| Oklahoma State | 1-10 | 0-1 | 0-8 | 1-1 |
| TCU | 2-16 | 0-5 | 2-11 | 0-0 |
| Texas | 0-10 | 0-0 | 0-10 | 0-0 |
| Texas Tech | 4-4 | 1-0 | 3-2 | 0-2 |
| UCF | 0-0 | 0-0 | 0-0 | 0-0 |
| West Virginia | 0-0 | 0-0 | 0-0 | 0-0 |
| TOTALS | 27-86-1 | 9-17-1 | 14-64 | 4-5 |

BIG TEN

| TEAM | ALL | H | A | N |
|----------------|------------|------------|------------|------------|
| Illinois | 0-0 | 0-0 | 0-0 | 0-0 |
| Indiana | 0-0 | 0-0 | 0-0 | 0-0 |
| Iowa | 0-2 | 0-0 | 0-2 | 0-0 |
| Maryland | 0-0 | 0-0 | 0-0 | 0-0 |
| Michigan | 0-0 | 0-0 | 0-0 | 0-0 |
| Michigan State | 0-0 | 0-0 | 0-0 | 0-0 |
| Minnesota | 0-0 | 0-0 | 0-0 | 0-0 |
| Nebraska | 0-1 | 0-0 | 0-1 | 0-0 |
| Northwestern | 0-0 | 0-0 | 0-0 | 0-0 |
| Ohio State | 0-0 | 0-0 | 0-0 | 0-0 |
| Penn State | 0-0 | 0-0 | 0-0 | 0-0 |
| Purdue | 0-0 | 0-0 | 0-0 | 0-0 |
| Rutgers | 0-0 | 0-0 | 0-0 | 0-0 |
| Wisconsin | 0-0 | 0-0 | 0-0 | 0-0 |
| TOTALS | 0-3 | 0-0 | 0-3 | 0-0 |

CONFERENCE USA

| TEAM | ALL | H | A | N |
|-----------------------|----------------|----------------|----------------|------------|
| Florida International | 5-5 | 3-2 | 2-3 | 0-0 |
| Jacksonville State | 0-0 | 0-0 | 0-0 | 0-0 |
| Liberty | 1-1 | 0-1 | 1-0 | 0-0 |
| LA Tech | 8-13 | 2-7 | 3-6 | 3-0 |
| Middle Tennessee | 10-7 | 5-4 | 5-3 | 0-0 |
| New Mexico State | 22-9-2 | 13-4 | 9-4-2 | 0-1 |
| Sam Houston | 18-11-1 | 9-5 | 9-6-1 | 0-0 |
| UTEP | 20-8-3 | 11-2-2 | 9-6-1 | 0-0 |
| TOTALS | 84-54-6 | 43-25-2 | 38-28-4 | 3-1 |

MID-AMERICAN

| TEAM | ALL | H | A | N |
|-------------------|------------|------------|------------|------------|
| Akron | 0-2 | 0-1 | 0-1 | 0-0 |
| Ball State | 2-0 | 1-0 | 1-0 | 0-0 |
| Bowling Green | 0-1 | 0-1 | 0-0 | 0-0 |
| Buffalo | 0-0 | 0-0 | 0-0 | 0-0 |
| Central Michigan | 0-0 | 0-0 | 0-0 | 0-0 |
| Eastern Michigan | 0-0 | 0-0 | 0-0 | 0-0 |
| Kent State | 0-0 | 0-0 | 0-0 | 0-0 |
| Miami (Ohio) | 0-1 | 0-0 | 0-1 | 0-0 |
| Northern Illinois | 1-0 | 0-0 | 1-0 | 0-0 |
| Ohio | 0-2 | 0-1 | 0-1 | 0-0 |
| Toledo | 0-0 | 0-0 | 0-0 | 0-0 |
| Western Michigan | 0-0 | 0-0 | 0-0 | 0-0 |
| TOTALS | 3-6 | 1-3 | 2-3 | 0-0 |

MOUNTAIN WEST

| TEAM | ALL | H | A | N |
|-----------------|----------------|------------|---------------|------------|
| Air Force | 0-1 | 0-0 | 0-1 | 0-0 |
| Boise State | 3-4 | 1-1 | 2-2 | 0-1 |
| Colorado State | 2-1 | 1-0 | 1-0 | 0-1 |
| Fresno State | 2-0 | 1-0 | 1-0 | 0-0 |
| Hawai`i | 0-0 | 0-0 | 0-0 | 0-0 |
| Nevada | 2-9 | 2-1 | 0-7 | 0-1 |
| New Mexico | 1-1 | 0-1 | 1-0 | 0-0 |
| San Diego State | 1-6 | 1-1 | 0-4 | 0-1 |
| San Jose State | 1-2-1 | 0-1 | 1-1-1 | 0-0 |
| UNLV | 1-5 | 0-1 | 0-4 | 1-0 |
| Utah State | 3-5 | 2-2 | 1-2 | 0-1 |
| Wyoming | 0-0 | 0-0 | 0-0 | 0-0 |
| TOTALS | 16-34-1 | 8-8 | 7-21-1 | 1-5 |

PAC-12

| TEAM | ALL | H | A | N |
|------------------|------------|------------|------------|------------|
| Arizona | 0-1 | 0-0 | 0-1 | 0-0 |
| Arizona State | 1-4 | 0-1 | 1-3 | 0-0 |
| California | 0-1 | 0-0 | 0-1 | 0-0 |
| Colorado | 0-1 | 0-0 | 0-1 | 0-0 |
| Oregon | 0-0 | 0-0 | 0-0 | 0-0 |
| Oregon State | 1-1 | 1-0 | 0-1 | 0-0 |
| Stanford | 0-0 | 0-0 | 0-0 | 0-0 |
| UCLA | 0-0 | 0-0 | 0-0 | 0-0 |
| USC | 0-0 | 0-0 | 0-0 | 0-0 |
| Utah | 0-0 | 0-0 | 0-0 | 0-0 |
| Washington | 0-0 | 0-0 | 0-0 | 0-0 |
| Washington State | 0-0 | 0-0 | 0-0 | 0-0 |
| TOTALS | 2-8 | 1-1 | 1-7 | 0-0 |

SEC

| TEAM | ALL | H | A | N |
|-------------------|-------------|------------|-------------|------------|
| Alabama | 0-4 | 0-0 | 0-4 | 0-0 |
| Arkansas | 1-9 | 0-0 | 1-3 | 0-6 |
| Auburn | 0-1 | 0-0 | 0-1 | 0-0 |
| Florida | 1-1 | 0-0 | 1-1 | 0-0 |
| Georgia | 0-1 | 0-0 | 0-1 | 0-0 |
| Kentucky | 0-3 | 0-0 | 0-3 | 0-0 |
| LSU | 0-5 | 0-0 | 0-5 | 0-0 |
| Mississippi State | 2-6 | 0-0 | 2-5 | 0-1 |
| Missouri | 0-2 | 0-0 | 0-2 | 0-0 |
| Ole Miss | 0-4 | 0-0 | 0-3 | 0-1 |
| South Carolina | 0-0 | 0-0 | 0-0 | 0-0 |
| Tennessee | 1-1 | 0-0 | 1-1 | 0-0 |
| Texas A&M | 0-7 | 0-0 | 0-6 | 0-1 |
| Vanderbilt | 0-2 | 0-1 | 0-1 | 0-0 |
| TOTALS | 5-46 | 0-1 | 5-36 | 0-9 |

SUN BELT

| TEAM | ALL | H | A | N |
|-------------------|----------------|--------------|----------------|------------|
| Appalachian State | 0-1 | 0-0 | 0-0 | 0-1 |
| Arkansas State | 8-14 | 4-6 | 3-8 | 1-0 |
| Coastal Carolina | 0-0 | 0-0 | 0-0 | 0-0 |
| Georgia Southern | 0-0 | 0-0 | 0-0 | 0-0 |
| Georgia State | 0-0 | 0-0 | 0-0 | 0-0 |
| James Madison | 0-0 | 0-0 | 0-0 | 0-0 |
| Louisiana | 9-8 | 5-4 | 4-4 | 0-0 |
| Marshall | 1-3 | 1-1 | 0-2 | 0-0 |
| Old Dominion | 1-1 | 1-0 | 0-1 | 0-0 |
| South Alabama | 1-0 | 1-0 | 0-0 | 0-0 |
| Southern Miss | 8-8 | 4-3 | 4-4 | 0-1 |
| Texas State | 29-7-3 | 13-4 | 16-3-3 | 0-0 |
| Troy | 2-9 | 1-4 | 1-4 | 0-1 |
| ULM | 13-16 | 9-5 | 4-11 | 0-0 |
| TOTALS | 72-67-3 | 39-27 | 32-37-3 | 1-3 |

INDEPENDENTS

| TEAM | ALL | H | A | N |
|---------------|------------|------------|------------|------------|
| Army | 2-5 | 1-1 | 1-2 | 0-2 |
| Massachusetts | 0-0 | 0-0 | 0-0 | 0-0 |
| Notre Dame | 0-0 | 0-0 | 0-0 | 0-0 |
| UCONN | 0-0 | 0-0 | 0-0 | 0-0 |
| Massachusetts | 0-0 | 0-0 | 0-0 | 0-0 |
| TOTALS | 2-5 | 1-1 | 1-2 | 0-2 |

HISTORY



NATIONAL RANKINGS HISTORY

The following is a list of all games in the history of UNT football in which either UNT or its opponent was ranked nationally by the *Associated Press* at the time of the game.

UNT AS A RANKED TEAM

| Date | Team | NT Ranking | Result | Location |
|---------------|----------------|-----------------------|----------|-------------------|
| Nov. 7, 1959 | Louisville | No. 20 (AP) | W, 39-7 | Denton, Texas |
| Nov. 14, 1959 | Tulsa | No. 16 (AP) | L, 16-7 | Tulsa, Oklahoma |
| Nov. 19, 1977 | Louisiana Tech | No. 14 (Coaches Poll) | W, 41-14 | Ruston, Louisiana |

Totals: 2-1, Home: 1-0, Away: 1-1

UNT VS. RANKED OPPONENTS

| Date | Team | Ranking | Result | Location |
|----------------|--------------------|---------|----------|---------------------------------|
| Oct. 9, 1948 | at Nevada | No. 19 | L, 48-7 | Renov, Nevada |
| Sept. 16, 1950 | at Kentucky | No. 13 | L, 25-0 | Lexington, Kentucky |
| Nov. 7, 1953 | at Ole Miss | No. 12 | L, 35-12 | Oxford, Mississippi |
| Oct. 3, 1953 | at Mississippi St. | No. 11 | L, 21-6 | Starkville, Mississippi |
| Sept. 17, 1954 | at Ole Miss | No. 10 | L, 35-12 | Oxford, Mississippi |
| Sept. 22, 1956 | at Ole Miss | No. 13 | L, 45-0 | Oxford, Mississippi |
| Oct. 23, 1965 | at Arkansas | No. 1 | L, 55-20 | Little Rock, Arkansas |
| Oct. 26, 1968 | at Arkansas | No. 16 | L, 17-15 | Fayetteville, Arkansas |
| Oct. 28, 1972 | at Arkansas | No. 18 | L, 42-16 | Fayetteville, Arkansas |
| Nov. 2, 1974 | vs. San Diego St. | No. 20 | W, 14-9 | Denton, Texas |
| Sept. 27, 1975 | at Oklahoma St. | No. 17 | L, 61-7 | Stillwater, Oklahoma |
| Sept. 18, 1976 | at Texas | No. 19 | L, 17-14 | Austin, Texas |
| Sept. 3, 1977 | at Mississippi St. | No. 16 | L, 17-15 | Starkville, Mississippi** |
| Oct. 29, 1977 | at Florida St. | No. 20 | L, 35-14 | Tallahassee, Florida |
| Oct. 14, 1978 | at Texas | No. 12 | L, 26-16 | Austin, Texas |
| Sept. 22, 1979 | at SMU | No. 18 | L, 20-9 | Irving, Texas (Texas Stadium)\$ |
| Nov. 8, 1980 | at BYU | No. 13 | L, 41-23 | Provo, Utah |
| Sept. 19, 1981 | at Texas | No. 9 | L, 23-10 | Austin, Texas |
| Oct. 2, 1982 | at SMU | No. 7 | L, 38-10 | Irving, Texas (Texas Stadium)\$ |
| Nov. 20, 1982 | vs. Tulsa | No. 20 | L, 38-20 | Denton, Texas |
| Sept. 24, 1983 | at Texas | No. 2 | L, 26-6 | Austin, Texas |
| Sept. 22, 1984 | at SMU | No. 7 | L, 24-6 | Irving, Texas (Texas Stadium)\$ |
| Sept. 14, 1985 | at Oklahoma St. | No. 8 | L, 10-9 | Stillwater, Oklahoma |
| Sept. 20, 1986 | at Texas A&M | No. 16 | L, 48-28 | College Station, Texas |
| Sept. 5, 1987 | at Oklahoma | No. 1 | L, 69-14 | Norman, Oklahoma |
| Sept. 22, 1990 | at Texas A&M | No. 12 | L, 40-8 | College Station, Texas |
| Sept. 14, 1991 | at Oklahoma | No. 9 | L, 40-2 | Norman, Oklahoma |
| Sept. 4, 1993 | at Nebraska | No. 8 | L, 76-14 | Lincoln, Nebraska |
| Sept. 23, 1995 | at Oklahoma | No. 10 | L, 51-10 | Norman, Oklahoma |
| Sept. 14, 1996 | at Arizona St. | No. 18 | L, 52-7 | Tempe, Arizona |
| Sept. 27, 1997 | vs. Texas A&M | No. 22 | L, 36-10 | Irving, Texas (Texas Stadium)# |
| Sept. 26, 1998 | at Texas A&M | No. 17 | L, 28-9 | College Station, Texas |
| Sept. 23, 2000 | at Kansas St. | No. 4 | L, 55-10 | Manhattan, Kansas |
| Sept. 8, 2001 | at Oklahoma | No. 3 | L, 37-10 | Norman, Oklahoma |
| Aug. 31, 2002 | at Texas | No. 4 | L, 27-0 | Austin, Texas |
| Aug. 30, 2003 | at Oklahoma | No. 1 | L, 37-3 | Norman, Oklahoma |
| Sept. 4, 2004 | at Texas | No. 7 | L, 65-0 | Austin, Texas |
| Oct. 29, 2005 | at LSU | No. 7 | L, 56-3 | Baton Rouge, Louisiana |
| Sept. 2, 2006 | at Texas | No. 3 | L, 56-7 | Austin, Texas |
| Sept. 1, 2007 | at Oklahoma | No. 8 | L, 79-10 | Norman, Oklahoma |
| Sept. 13, 2008 | at LSU | No. 7 | L, 41-3 | Baton Rouge, Louisiana |
| Sept. 19, 2009 | at Alabama | No. 4 | L, 53-7 | Tuscaloosa, Alabama |
| Sept. 17, 2011 | at Alabama | No. 2 | L, 41-0 | Tuscaloosa, Alabama |
| Sept. 1, 2012 | at LSU | No. 1 | L, 41-14 | Baton Rouge, Louisiana |
| Sept. 15, 2012 | at Kansas State | No. 14 | L, 35-21 | Manhattan, Kansas |
| Sept. 21, 2013 | at Georgia | No. 9 | L, 45-21 | Athens, Georgia |
| Aug. 30, 2014 | at Texas | No. 24 | L, 38-7 | Austin, Texas |
| Sept. 17, 2016 | at Florida | No. 23 | L, 32-0 | Gainesville, Florida |
| Nov. 27, 2021 | vs. UTSA | No. 15 | W, 45-23 | Denton, Texas |
| Dec. 2, 2022 | at UTSA | No. 23 | L, 48-27 | San Antonio, Texas^ |

- North Texas home game

\$ - SMU home game

** - Game later forfeited to North Texas**

^ - Conference USA Championship Game

Totals: 2-48 Home: 2-2, Away: 0-46

HISTORY



MISCELLANEOUS HISTORY

LAST TIME RECORD WAS...

| | | | |
|-------|-------|-------|-------|
| 0-1: | 2016 | 5-0: | 1959 |
| 0-2: | 2015 | 5-1: | 2018 |
| 0-3: | 2015 | 5-2: | 1994 |
| 0-4: | 2015 | 5-3: | 2017 |
| 0-5: | 2015 | 5-4: | 2022 |
| 0-6: | 2015 | 5-5: | 2002 |
| 0-7: | 2015 | 5-6: | 2021 |
| 0-8: | 2008 | 5-7: | 2016 |
| 0-9: | Never | 5-8: | 2016 |
| 0-10: | Never | | |
| 0-11: | Never | | |
| | | | |
| 1-0: | 2022 | 6-0: | 1959 |
| 1-1: | 2022 | 6-1: | 2018 |
| 1-2: | 2021 | 6-2: | 2018 |
| 1-3: | 2021 | 6-3: | 2017 |
| 1-4: | 2021 | 6-4: | 2022 |
| 1-5: | 2021 | 6-5: | 2022 |
| 1-6: | 2021 | 6-6: | 2021 |
| 1-7: | 2015 | 6-7: | 2021 |
| 1-8: | 2015 | 7-0: | 1959 |
| 1-9: | 2015 | 7-1: | 1977 |
| 1-10: | 2015 | 7-2: | 2018 |
| 1-11: | 2015 | 7-3: | 2018 |
| | | 7-4: | 2013 |
| | | 7-5: | 2022 |
| | | 7-6: | 2022 |
| | | 7-7: | 2022 |
| | | | |
| | | 8-0: | 1959 |
| | | 8-1: | 1959 |
| | | 8-2: | 1978 |
| | | 8-3: | 2018 |
| | | 8-4: | 2013 |
| | | 8-5: | 2002 |
| | | | |
| | | 9-0: | Never |
| | | 9-1: | 1947 |
| | | 9-2: | 1978 |
| | | 9-3: | 2018 |
| | | 9-4: | 2018 |
| | | 9-5: | 2017 |
| | | | |
| | | 10-0: | Never |
| | | 10-1: | 1977 |
| | | 10-2: | 1947 |
| | | | |
| | | 11-0: | Never |
| | | 11-1: | Never |
| | | | |
| | | 12-0: | Never |

LAST TIME CONFERENCE RECORD WAS...

| | | | |
|-------|-------|------|-------|
| 0-1: | 2021 | 4-0: | 2004 |
| 0-2: | 2021 | 4-1: | 2022 |
| 0-3: | 2021 | 4-2: | 1988 |
| 0-4: | 2015 | 4-3: | 2021 |
| 0-5: | 2008 | 4-4: | 2011 |
| 0-6: | 2008 | | |
| 0-7: | 2008 | 5-0: | 2004 |
| 0-8: | Never | 5-1: | 2022 |
| | | 5-2: | 2022 |
| | | 5-3: | 2021 |
| | | | |
| 1-0: | 2022 | 6-0: | 2004 |
| 1-1: | 2019 | 6-1: | 2017 |
| 1-2: | 2020 | 6-2: | 2022 |
| 1-3: | 2021 | | |
| 1-4: | 2015 | 7-0: | 2004 |
| 1-5: | 2015 | 7-1: | 2017 |
| 1-6: | 2015 | | |
| 1-7: | 2015 | 8-0: | Never |
| 1-8: | 2015 | | |
| 1-9: | 2015 | 2-0: | 2022 |
| 1-10: | 2015 | 2-1: | 2019 |
| 1-11: | 2015 | 2-2: | 2020 |
| | | 2-3: | 2021 |
| | | 2-4: | 2020 |
| | | 2-5: | 2014 |
| | | 2-6: | 2014 |
| | | | |
| | | 3-0: | 2022 |
| | | 3-1: | 2022 |
| | | 3-2: | 2019 |
| | | 3-3: | 2021 |
| | | 3-4: | 2020 |
| | | 3-5: | 2019 |

LONGEST WINNING STREAKS

| W | TIME PERIOD | ENDED |
|----|-------------------------------------|--|
| 1. | 9 1932-33 | at TCU (L, 0-13, 9/29/1933) |
| 2. | 8 9/27/2003-11/17/2003 | vs. Memphis (L, 17-27, 12/16/03) |
| | 8 9/17/1959-11/7/1959 | at Tulsa (L, 6-17, 11/14/59) |
| | 8 10/4/1947-11/27/1947 | vs. Nevada (L, 6-13, 1/1/48) |
| 5. | 7 4x (Most recent: 10/2-11/18/2004) | vs. Southern Miss (L, 10-31, 12/14/04) |

LONGEST LOSING STREAKS

| L | TIME PERIOD | ENDED |
|----|-------------------------|------------------------------------|
| 1. | 8 11/29/2014-10/24/2015 | UTSA (W, 30-23, 10/31/15) |
| | 8 8/30/2008-10/25/2008 | at WKU (W, 51-40, 11/1/08) |
| | 8 9/15/1984-11/3/1984 | ULM (W, 10-3, 11/10/84) |
| 4. | 7 9/16/1972-10/28/1972 | vs. Cincinnati (W, 27-25, 11/4/72) |
| | 7 10/22/2005-9/2/2006 | SMU (W, 24-6, 9/9/06) |

LONGEST SCORING STREAKS

| G | TIME PERIOD | Record |
|----|-------------------------|---------|
| 1. | 86 9/24/2016-present | 43-43 |
| 2. | 55 9/24/2011-11/7/2015 | 23-32 |
| | 55 9/28/1991-9/14/1996 | 19-33-2 |
| 4. | 45 10/7/2006-9/11/2010 | 7-38 |
| 5. | 41 11/20/1965-9/12/1970 | 30-10-1 |
| | 41 9/29/1956-9/24/1960 | 28-10-3 |
| 6. | 40 9/11/1976-10/20/1979 | 30-10 |

HOTTEST HOME GAMES*

| | DATE | OPPONENT | TEMPERATURE |
|-----|---------|-------------------------------|-------------|
| 1. | 8/31/13 | Idaho [^] | 103 |
| 2. | 8/31/00 | Baylor | 101 |
| 3. | 9/4/21 | Northwestern St. [^] | 97 |
| 4. | 9/22/12 | Troy | 96 |
| | 9/17/05 | Tulsa | 96 |
| | 9/7/85 | ULM | 96 |
| 7. | 9/28/19 | Houston | 94 |
| | 9/11/10 | Rice | 94 |
| | 9/1/84 | Angelo State | 94 |
| 10. | 9/3/22 | SMU [^] | 93 |
| | 9/21/19 | UTSA | 93 |
| | 9/1/18 | SMU [^] | 93 |
| | 9/3/83 | West Texas A&M | 93 |

HOTTEST ROAD GAME: at Oklahoma (9/5/1998) - 105 Degrees

* - All Since 1980 season

[^] - Home Opener

OVERTIME HISTORY

Overall: 3-2 (.667)

One Overtime: 1-1 (.500)

Double Overtime: 1-1 (.500)

Seven Overtime: 1-0 (1.000)

Home: 1-1 (.500)

Away: 2-0 (1.000)

Neutral: 0-1 (.000)

FINAL RANKINGS

UPI
1977 - 16th

DIV. 1-AA
1983 - 4th
1987 - 16th
1988 - 12th
1994 - 18th

GAME-BY-GAME OT HISTORY

| Date | Opponent | Result (OT) |
|------------|----------|----------------------------|
| 10/7/2006 | FIU | W, 25-22 (7OT)* |
| 9/12/2009 | Ohio | L, 30-31 (2OT) |
| 9/24/2016 | at Rice | W, 42-35 (2OT) |
| 12/27/2016 | vs. Army | L, 31-38 [^] (OT) |
| 10/30/2021 | at Rice | W, 30-24 (OT) |

*NCAA Record prior to OT rule changes implemented in 2019

[^]2016 Heart of Dallas Bowl (Dallas, TX)



HOMECOMING HISTORY

NORTH TEXAS IN HOMECOMING GAMES (50-24-1)

| YEAR | SCORE |
|------|-------------------------------|
| 1946 | UNT 47, East Texas St. 7 |
| 1947 | UNT 33, Houston 0 |
| 1948 | UNT 27, East Texas St. 7 |
| 1949 | UNT 28, Houston 23 |
| 1950 | UNT 34, Nevada 21 |
| 1951 | UNT 61, Midwestern St. 0 |
| 1952 | UNT 34, Texas Tech 19 |
| 1953 | UNT 38, West Texas St. 6 |
| 1954 | UTEP 6, UNT 0 |
| 1955 | UT-Chattanooga 14, UNT 6 |
| 1956 | UNT 7, Trinity 7 |
| 1957 | UNT 12, UT-Chattanooga 0 |
| 1958 | UNT 8, Tulsa 7 |
| 1959 | UNT 12, Wichita State 0 |
| 1960 | UNT 26, Hardin-Simmons 19 |
| 1961 | UNT 23, Tulsa 12 |
| 1962 | UNT 14, Cincinnati 8 |
| 1963 | UNT 7, Wichita State 3 |
| 1964 | Cincinnati 27, UNT 6 |
| 1965 | UNT 24, Wichita State 21 |
| 1966 | UNT 35, Cincinnati 13 |
| 1967 | UNT 20, Wichita State 14 |
| 1968 | UNT 55, Cincinnati 34 |
| 1969 | UNT 27, Wichita State 0 |
| 1970 | Cincinnati 30, UNT 10 |
| 1971 | UNT 21, Drake 12 |
| 1972 | New Mexico St. 36, UNT 22 |
| 1973 | UNT 31, Wichita State 21 |
| 1974 | UNT 24, New Mexico St. 19 |
| 1975 | UNT 27, Cal Poly Pomona 17 |
| 1976 | Florida State 21, UNT 20 |
| 1977 | UNT 45, New Mexico St. 17 |
| 1978 | UNT 25, S. Mississippi 12 |
| 1979 | UNT 28, West Texas St. 14 |
| 1980 | UNT 26, ULM 18 |
| 1981 | UNT 38, New Mexico St. 16 |
| 1982 | New Mexico 20, UNT 17 |
| 1983 | UNT 10, Lamar 0 |
| 1984 | UNT 10, ULM 3 |
| 1985 | Louisiana Tech 33, UNT 8 |
| 1986 | Arkansas State 43, UNT 21 |
| 1987 | UNT 41, Sam Houston 24 |
| 1988 | UNT 37, McNeese St. 0 |
| 1989 | S.F. Austin 35, UNT 16 |
| 1990 | McNeese State 16, UNT 14 |
| 1991 | UNT 18, S.F. Austin 14 |
| 1992 | UNT 37, Northwestern State 34 |
| 1993 | UNT 35, Texas State 28 |
| 1994 | UNT 38, McNeese St. 17 |
| 1995 | UAB 19, UNT 14 |
| 1996 | Nevada 40, UNT 13 |
| 1997 | Boise State 17, UNT 14 |
| 1998 | UNT 27, Nevada 21 |
| 1999 | Arkansas State 14, UNT 10 |
| 2000 | Utah State 17, UNT 12 |
| 2001 | UNT 24, Middle Tennessee 21 |

| YEAR | SCORE |
|------|-----------------------------|
| 2002 | UNT 41, ULM 2 |
| 2003 | UNT 37, Utah State 27 |
| 2004 | UNT 36, New Mexico St. 26 |
| 2005 | ULM 24, UNT 19 |
| 2006 | UNT 25, FIU 22 |
| 2007 | Middle Tennessee 38, UNT 28 |
| 2008 | Troy 45, UNT 17 |
| 2009 | Florida Atlantic 44, UNT 40 |
| 2010 | FIU 34, UNT 10 |
| 2011 | UNT 38, ULM 21 |
| 2012 | Arkansas State 37, UNT 19 |
| 2013 | UNT 41, UTEP 7 |
| 2014 | UNT 31, Florida Atlantic 10 |
| 2015 | Portland State 66, UNT 7 |
| 2016 | Louisiana Tech 45, UNT 24 |
| 2017 | UNT 45, UTEP 10 |
| 2018 | UNT 41, Rice 17 |
| 2019 | UNT 52, UTEP 26 |
| 2020 | UNT 27, Rice 17 |
| 2021 | UNT 20, UTEP 17 |
| 2022 | UNT 52, FIU 14 |

HOMECOMING FACTS

| | |
|-----------------------------------|------------------------------------|
| Most Common Opponent: | Wichita State — 6 games |
| Most Victories Against: | Wichita State — 6 wins |
| Longest Winning Streak: | 8 (1956-63 & 1946-53) |
| Longest Losing Streak: | 4 (2007-10) |
| Largest Margin of Victory: | 61 (61-0) — Midwestern State, 1951 |
| Largest Margin of Defeat: | 59 (7-66) — Portland State, 2015 |

HOMECOMING OPPONENTS

| OPPONENT | G | W-L-T | PCT. |
|--------------------|---|-------|-------|
| Arkansas State | 3 | 0-3 | .000 |
| Boise State | 1 | 0-1 | .000 |
| Cal Poly Pomona | 1 | 1-0 | 1.000 |
| Cincinnati | 5 | 3-2 | .600 |
| Drake | 1 | 1-0 | 1.000 |
| East Texas State | 2 | 2-0 | 1.000 |
| FIU | 3 | 2-1 | .667 |
| Florida Atlantic | 2 | 1-1 | .500 |
| Florida State | 1 | 0-1 | .000 |
| Hardin-Simmons | 1 | 1-0 | 1.000 |
| Houston | 2 | 2-0 | 1.000 |
| Lamar | 1 | 1-0 | 1.000 |
| LA Tech | 2 | 0-2 | .000 |
| McNeese State | 3 | 2-1 | .667 |
| Middle Tennessee | 2 | 1-1 | .500 |
| Midwestern State | 1 | 1-0 | 1.000 |
| Nevada | 3 | 2-1 | .667 |
| New Mexico | 1 | 0-1 | .000 |
| New Mexico State | 5 | 4-1 | .800 |
| Northwestern State | 1 | 1-0 | 1.000 |
| Portland State | 1 | 0-1 | .000 |
| Rice | 2 | 2-0 | 1.000 |
| Southern Miss | 1 | 1-0 | 1.000 |
| Stephen F. Austin | 2 | 1-1 | .500 |
| Sam Houston | 1 | 1-0 | 1.000 |
| Texas State | 1 | 1-0 | 1.000 |
| Texas Tech | 1 | 1-0 | 1.000 |
| Trinity | 1 | 0-0-1 | .500 |
| Troy | 1 | 0-1 | .000 |
| Tulsa | 2 | 2-0 | 1.000 |
| UAB | 1 | 0-1 | .000 |
| ULM | 5 | 4-1 | .800 |
| UT-Chattanooga | 2 | 1-1 | .500 |
| Utah State | 2 | 1-1 | .500 |
| UTEP | 4 | 4-0 | 1.000 |
| West Texas A&M | 2 | 2-0 | 1.000 |
| Wichita State | 6 | 6-0 | 1.000 |

HISTORY



BOWL GAME HISTORY

UNT IN BOWL GAMES (3-11)

| YEAR | BOWL | OPPONENT | SCORE | W-L | UNT COACH | DATE | NOTES |
|------|-------------------------|-------------------|------------|-----|----------------|------------|---|
| 1946 | Optimist | Pacific | 14-13 | W | Odus Mitchell | 12/21/1946 | North Texas wins first ever bowl appearance on a 9 yd TD with :09 left |
| 1947 | Salad | Nevada | 13-6 | L | Odus Mitchell | 1/1/1948 | Mean Green held scoreless over final three quarters |
| 1959 | Sun | New Mexico St. | 28-8 | L | Odus Mitchell | 12/31/1959 | UNT fumbled seven times, four times in since the 25-yard line |
| 2001 | New Orleans | Colorado State | 45-20 | L | Darrell Dickey | 12/17/2001 | North Texas falls in first bowl appearance in 42 years |
| 2002 | New Orleans | Cincinnati | 24-19 | W | Darrell Dickey | 12/17/2002 | Five different players with INT, Kevin Galbreath rushes for 130 yards |
| 2003 | New Orleans | Memphis | 27-17 | L | Darrell Dickey | 12/16/2003 | Patrick Cobbs totals 114 yards, 2 TD but UNT fell behind early |
| 2004 | New Orleans | Southern Miss | 31-10 | L | Darrell Dickey | 12/14/2004 | Mean Green held to only 78 rushing yards and 156 passing yards in loss |
| 2013 | Heart of Dallas | UNLV | 36-14 | W | Dan McCarney | 1/1/2014 | UNT scores 22 fourth quarter points to rally over the Rebels |
| 2016 | Heart of Dallas | Army | 38-31 (OT) | L | Seth Littrell | 12/27/2016 | UNT ties game with :28 left, but falls in OT |
| 2017 | New Orleans | Troy | 50-30 | L | Seth Littrell | 12/16/2017 | QB Fine passes for 303 yards, 3 TD in loss |
| 2018 | New Mexico | Utah State | 52-13 | L | Seth Littrell | 12/15/2018 | Star QB Fine leaves with injury, UNT falls behind 38-7 at half |
| 2020 | Myrtle Beach | Appalachian State | 56-28 | L | Seth Littrell | 12/21/2020 | App State piles up 500 rushing yards and six touchdowns |
| 2021 | Frisco Football Classic | Miami (Ohio) | 27-14 | L | Seth Littrell | 12/23/2021 | Mean Green held to season low 89 rushing yards in loss. |
| 2022 | Frisco Bowl | Boise State | 35-32 | L | Phil Bennett* | 12/17/2022 | UNT sets bowl record with 435 yards of total offense but falls short late |

* - Interim Head Coach



BOWL GAME RECAPS

1946 OPTIMIST BOWL

NORTH TEXAS 14, PACIFIC 13

Dec. 21, 1946 • Robertson Stadium • Houston, Texas

Louis Reinzi caught a nine-yard touchdown pass from Billy Dinkle on fourth down with nine seconds left and Dinkle's point after carried the Eagles to a thrilling 14-13 win over the University of the Pacific in the first Optimist Bowl.

It was a significant game for several reasons, not the least being the final game as head coach at Pacific for the famous Amos Alonzo Stagg. It also capped the first season for Eagle head coach Odus Mitchell.

The winning score capped a 67-yard drive by the Eagles. North Texas led 7-0 at the half thanks to a 58-yard interception return for a touchdown by Ned McNeil.

The Eagles won despite being out-gained 274 to 94. The Eagles also had to play most of the game without starting quarterback Fred McCain, who was kicked out of the game in the first quarter for fighting.

For Stagg, the inventor of the T-formation, it was the only bowl game that he would coach during his 57 years as a college coach. Stagg became a head coach at Springfield College in 1890 and amassed a career record of 329-190-35, which ranks third among all college coaches in career games coached. His Hall of Fame career came to a close with a loss at the hands of the Eagles.

GAME STATISTICS

| | | | | | |
|-------------------|---|---|---|---|---|
| Pacific 13 | 0 | 0 | 7 | 6 | - |
| North Texas 14 | 0 | 7 | 0 | 7 | - |

UNT - Ned McNeil 58 interception (Billy Dinkle kick), 2nd
COP - John Rhode 19 pass from Bruce Orvis (Waits kick), 3rd
COP - Heck 22 pass from Klein (Waits kick failed), 4th
UNT - Louis Reinzi 9 pass from Billy Dinkle (Dinkle kick), 4th

1948 SALAD BOWL

NEVADA 13, NORTH TEXAS 6

Jan. 1, 1948 • Montgomery Stadium • Phoenix, Arizona

The Eagles made their second consecutive post-season bowl appearance in Odus Mitchell's second season as head coach, but this time it was NTSC that came out on the short end of a close decision.

Bill Cromer, who intercepted a Stan Heath pass to start the drive, gave the Eagles the early first-quarter lead as his four-yard run put NTSC up 6-0. The touchdown was set up by a 45-yard pass from Fred McCain to Joe Abbey.

Heath rebounded from his first-quarter mistake to hook up with Tommy Kalmanir on a 94-yard pass play in the second quarter to grab a 7-6 halftime lead.

Neither team scored in the third quarter and early in the fourth quarter the Wolf Pack mounted what would become the game-winning drive. The drive culminated with Nevada fullback Ernie Zeno scoring on fourth down and a foot.

The Eagles tried to rally and got into Wolf Pack territory, but a long pass from Zeke Martin to Abbey failed to connect and the Eagles went down to defeat.

Although the Eagles lost their last game, it was an outstanding season as NTSC won its second consecutive Lone Star Conference title.

GAME STATISTICS

| | | | | | |
|------------------|---|---|---|---|---|
| North Texas 6 | 6 | 0 | 0 | 0 | - |
| Nevada 13 | 0 | 7 | 0 | 6 | - |

UNT - Bill Cromer 4 run (kick failed), 1st
UN - Tommy Kalmanir 94 pass from Stan Heath (Bob Corley kick), 2nd
UN - Ernie Zeno 1 run (kick failed), 4th

1959 SUN BOWL

NEW MEXICO ST. 28, NORTH TEXAS 8

Dec. 31, 1959 • Kidd Field • El Paso, Texas

The New Mexico State Aggies took advantage of several NTSC turnovers to beat the Eagles in the Sun Bowl.

North Texas lost four fumbles inside the Aggie 25-yard line and six of seven fumbles overall. NTSC could mount a score only on a 51-yard punt return by Billy Christle on the final play of the third quarter.

The second UNT fumble of the first quarter came on the Aggie 24-yard line with New Mexico State up 7-0. Down 14-0, the Eagles drove to the Aggie four-yard line before losing a fumble. New Mexico State then drove 96 yards on 13 plays to increase the lead to 21-0.

As the half ended, the Eagles had a drive stall on the Aggie 10-yard line. On NTSC's second drive of the third quarter, the Eagles lost a fumble on the Aggie 10-yard line.

New Mexico State struck on its next possession following the Christle punt return for a score to build the lead to 28-8. Two more fourth-quarter drives ended in frustration as the Eagles fumbled the ball away on the Aggie eight-yard line and had another drive stall on the Aggie 37-yard line.

GAME STATISTICS

| | | | | | | |
|------------------|----|---|---|---|---|----|
| North Texas | 0 | 0 | 8 | 0 | - | 8 |
| New Mexico State | 14 | 7 | 0 | 7 | - | 28 |

NM - Atkins 57 pass from Johnson (Gaiters run), 1st
NM - Rudzik fumble recovery in end zone (run failed), 1st
NM - Kelly 15 pass from Johnson (Villanueva kick), 2nd
UNT - Christle 51 punt return (Duty pass to Perkins), 3rd
NM - Gaiters 44 run (Villanueva kick), 4th

HISTORY



BOWL GAME RECAPS

2001 NEW ORLEANS BOWL COLORADO STATE 45, NORTH TEXAS 20

Dec. 17, 2001 • The Superdome • New Orleans, La.

Colorado State exhibited its bowl game experience, overpowering North Texas 45-20 in the inaugural New Orleans Bowl before 27,004 at the Superdome.

The Rams, who were making their fourth straight bowl game appearance, scored in every quarter to hold off the Mean Green, which won the Sun Belt Conference's first-ever football title and was playing in the school's first bowl game in 42 years.

Colorado State had four rushing touchdowns and quarterback Bradlee Van Pelt threw for another as the Rams (7-5) racked up 246 yards on the ground and passed for 129. They also intercepted one North Texas pass, recovered a fumble and blocked a Mean Green punt attempt that resulted in another score.

After North Texas had trimmed the CSU lead to 10 at 24-14 at halftime, the Rams scored in the third quarter when a Jason Ball punt was blocked and recovered in the end zone by game's Most Valuable Player, Ram defensive back Justin Gallimore.

Colorado State later scored twice in the fourth quarter on drives of 67 and 70 yards before North Texas's Justin Claborn blocked a Ram punt to set up the Mean Green's final TD drive.

North Texas sophomore quarterback Scott Hall completed 13 of 30 passes with two touchdowns, and junior running back Kevin Galbreath rushed 22 times for 108 yards.

GAME STATISTICS

| | | | | | | |
|----------------|----|----|---|----|---|----|
| Colorado State | 17 | 7 | 7 | 14 | - | 45 |
| North Texas | 0 | 14 | 0 | 6 | - | 20 |

CSU - Brad Svoboda 2 run, 1st
 CSU - Kent Naughton, 1st
 CSU - Jose Ochoa 8 pass from Van Pelt, 1st
 UNT - Dustin Dean 5 pass from Hall, 2nd
 CSU - Van Pelt 6 run, 2nd
 UNT - Ja'Mel Branch 42 pass from Hall, 2nd
 CSU - Justin Gallimore blocked punt for TD, 3rd
 CSU - Chad Dixon 2 run, 4th
 CSU - Michael Vomhof 20 run, 4th
 UNT - Andy Blount 13 pass from Bridges, 4th

2002 NEW ORLEANS BOWL NORTH TEXAS 24, CINCINNATI 19

Dec. 17, 2002 • The Superdome • New Orleans, La.

Five different Mean Green players came up with interceptions and running back Kevin Galbreath rushed for 130 yards and a touchdown to earn MVP honors as North Texas battled past Cincinnati, 24-19, to capture the second annual New Orleans Bowl.

In winning the school's first bowl game since 1946, North Texas broke out to a 24-7 third-quarter lead before holding off a fourth-quarter comeback effort by the Conference USA champion Bearcats.

North Texas got outstanding efforts in all phases of the game. The defense came up with a season-best five interceptions while the offense rode the legs of Galbreath for his eighth 100-yard rushing performance of the season.

And on special teams, Ja'Mel Branch set up a touchdown with a 36-yard kickoff return, Patrick Cobbs had a 50-yard kickoff return and punter Brad Kadlubar nailed five of seven punts inside the 20-yard line.

Junior defensive back Jeremy Pearl highlighted the Mean Green's defensive play, returning his first career interception 27 yards for a touchdown in the second quarter that gave North Texas the lead for good.

Also pulling down interceptions for the Mean Green were defensive backs Don McGee and Markeith Knowlton in the first quarter, linebacker Chris Hurd in the second and linebacker Cody Spencer in the third.

Galbreath took home the game's Most Valuable Player trophy after rushing 28 times for 130 yards and one touchdown. North Texas redshirt freshman quarterback Andrew Smith threw for 126 yards with one interception of his own.

GAME STATISTICS

| | | | | | | |
|-------------|---|----|---|---|---|----|
| Cincinnati | 7 | 0 | 6 | 6 | - | 19 |
| North Texas | 3 | 14 | 7 | 0 | - | 24 |

UC - Keith 6 pass from Guidugli, 1st
 UNT - Nick Bazaldua 30 FG, 1st
 UNT - Patrick Cobbs 27 run, 2nd
 UNT - Jeremy Pearl 20 interception return, 2nd
 UNT - Kevin Galbreath 35 run, 3rd
 UC - Rufin 29 FG, 3rd
 UC - Rufin 33 FG, 3rd
 UC - Callicott 43 fumble return, 4th

2003 NEW ORLEANS BOWL MEMPHIS 27, NORTH TEXAS 17

Dec. 16, 2003 • The Superdome • New Orleans, La.

North Texas' bid to win its second straight New Orleans Bowl fell short with a 27-17 loss to Memphis at the Superdome.

With the loss, North Texas' win streak was snapped at eight games and its overall bowl record dropped to 2-4.

The Mean Green took the game's opening kickoff and marched 51 yards before settling for a 47-yard field goal to begin the scoring in the opening quarter.

Memphis responded with a 66-yard touchdown drive to take a lead it would never relinquish with 6:57 to play in the first quarter. The Tigers added another touchdown and a field goal in the second quarter to take a 17-3 halftime lead.

North Texas cut the lead to seven twice in the second half, both on touchdown runs by Sun Belt Conference Offensive Player of the Year Patrick Cobbs. Cobbs broke a 35-yard touchdown late in the third quarter to cut the lead to 17-10, but Memphis came back with a touchdown of its own in the fourth quarter to seal the victory.

Cobbs led all rushers with 110 yards and two touchdowns and secured his place as the nation's leading rusher and nation's leading scorer. It was Cobbs' ninth straight game with over 100 yards rushing.

North Texas also held Memphis to just 88 yards rushing, which was the Tiger's lowest output of the season and the eighth Mean Green opponent held below the century mark of the year.

GAME STATISTICS

| | | | | | | |
|-------------|---|----|---|----|---|----|
| Memphis | 7 | 10 | 0 | 10 | - | 27 |
| North Texas | 3 | 0 | 7 | 7 | - | 17 |

UNT - Nick Bazaldua 46 FG, 1st
 MEM - Danny Wimprine 7 run, 1st
 MEM - Chris Kelley 10 pass from Danny Wimprine, 2nd
 MEM - Stephen Gostkowski 21 FG, 2nd
 UNT - Patrick Cobbs 35 run, 3rd
 MEM - LaKendus Cole 5 run, 4th
 UNT - Patrick Cobbs 2 run, 4th
 MEM - Stephen Gostkowski 32 FG, 4th



BOWL GAME RECAPS

2004 NEW ORLEANS BOWL SOUTHERN MISS 31, NORTH TEXAS 10

Dec. 14, 2004 • The Superdome • New Orleans, La.

Southern Miss quarterback Dustin Almond passed for 247 yards and all-America linebacker Michael Boley returned an interception for a touchdown in a 31-10 win over North Texas in the Wyndham New Orleans Bowl.

The North Texas offense was held to 78 yards rushing and 156 yards passing. Quarterback Scott Hall was sacked a season-high five times and was intercepted twice after having just two total interceptions in 11 regular-season games.

North Texas' standout freshman running back Jamario Thomas was held to 92 yards rushing, his lowest total since a Sept. 25 loss at Baylor. He finished his freshman campaign with 1,801 yards, the third-most by a freshman in NCAA history.

Sophomore Johnny Quinn led the team in receptions with eight, including an 11-yard touchdown pass to end the game. Quinn's fumble after a punt return led to the Golden Eagles' final score with two minutes to play in the game.

The Golden Eagles' offense scored only seven points in the second half despite putting up 173 yards of total offense. Darren McCaleb missed two field goals in the third quarter from distances of 33 and 42 yards.

North Texas won the turnover battle, 2-0, in the first half but was only able to convert on one of those opportunities. Senior Andy Blount recovered a fumble by kickoff returnman John Eubanks at NT's 19-yard line, which led to a Nick Bazaldua field goal from 24 yards.

It was the fourth straight trip to the New Orleans Bowl for North Texas after it completed a perfect 7-0 record in the Sun Belt Conference.

GAME STATISTICS

| | | | | | | |
|---------------|----|---|---|----|---|----|
| Southern Miss | 14 | 3 | 0 | 14 | - | 31 |
| North Texas | 0 | 3 | 0 | 7 | - | 10 |

- USM - Graves 37 pass from Dustin Almond, 1st
- USM - Dustin Almond 1 run, 1st
- UNT - Nick Bazaldua 24 FG, 2nd
- USM - Darren McCaleb 45 FG, 2nd
- USM - Michael Boley 62 Int, 4th
- USM - Moore 1 run, 4th
- UNT - Johnny Quinn 11 pass from Scott Hall, 4th

2014 HEART OF DALLAS BOWL NORTH TEXAS 36, UNLV 14

Jan. 1, 2014 • Cotton Bowl Stadium • Dallas, Texas

For the first time in eleven years and the first time on New Year's Day in program history, the North Texas football team is a bowl champion.

In a game that epitomized the 2013-14 North Texas season, the Mean Green fell behind early but showed its boundless resiliency, methodically taking control of the game, battering the UNLV offense into submission, getting an efficient performance from senior quarterback Derek Thompson, and scoring a Heart of Dallas bowl-record 22 fourth-quarter points to roll to a 36-14 victory at the Cotton Bowl.

Thompson completed 21-of-30 passes for 256 yards and two touchdowns and no interceptions, and earned the game's Most Valuable Player award, while Brelan Chancellor scored two touchdowns on reverses, both in the fourth-quarter assault that sealed the win.

Early on, however, UNLV's read-option offense sorely tested the Mean Green defense. The Rebels came into the game averaging 31 points and 423 yards a game, and backed up those stats on their opening drive with a 95-yard scoring march for a 7-0 lead.

Wide receivers Chancellor and Carlos Harris then sparked the offense and moved the Mean Green to the UNLV three with three reverses, something North Texas practiced again and again in the lead-up to the game. Antoine Jimmerson scored from a yard out to tie the game.

With the game tied 7-7 at halftime, North Texas took complete control in the second half. UNLV had 192 yards of total offense in the first half, but just 20 in the third quarter and 50 in the fourth period, while the Mean Green offense found its legs.

The Mean Green took the lead for the first time on its first drive of the second half, a march capped by a Thompson-to-Drew Miller seven-yard touchdown pass and a 14-7 lead.

Chancellor, who had 181 all-purpose yards to shatter the North Texas career and single-season records, scored on a three-yard run, then Thompson dropped a perfect pass into Darnell Smith for a 34-yard score and a commanding 28-7 lead. Chancellor finished the North Texas scoring with another wide-receiver reverse, this one from 15 yards out.

GAME STATISTICS

| | | | | | | |
|-------------|---|---|---|----|---|----|
| UNLV | 7 | 0 | 0 | 7 | - | 14 |
| North Texas | 7 | 0 | 7 | 22 | - | 36 |

- UNLV - Sullivan 9 yd catch, 3:00, 1st
- UNT - Jimmerson 1 yd run, 3:55, 1st
- UNT - Miller 7 yd catch, 5:11, 3rd
- UNT - Chancellor 3 yd run, 4:44, 4th
- UNT - Smith 34 yd catch, 5:31, 4th
- UNLV - Rice Jr. 13 yd catch, 1:54, 4th
- UNT - Chancellor 15 yd run, 1:39, 4th

2016 HEART OF DALLAS BOWL ARMY 38, NORTH TEXAS 31 (OT)

Dec. 27, 2016 • Cotton Bowl Stadium • Dallas, Texas

North Texas senior quarterback Alec Morris, who threw for a career-high three touchdowns, completing 26 of 38 for 304 yards, rallied the Mean Green from a 17-point deficit and directed a drive to set up a game-tying field goal with 28 seconds left in the game, while the NT defense made key stops in the fourth quarter to keep the rally alive.

Ultimately, however, the game turned on the ability of Army's triple-option offense to make first downs. The Black Knights rushed for 480 yards, converting 11-of-17 third downs and two-of-four fourth downs, including the pivotal fourth and goal from the 3-yard line in overtime that lifted Army to a 38-31 victory.

North Texas fell behind 24-7, rallied to within three points before halftime, then again fell behind by double-digits, 31-21, in the third quarter. But the Mean Green got a fumble recovery from Kenny Buyers to set up a touchdown pass from Morris to Tyler Wilson, and got another defensive stop to set up a 50-yard drive that ended with a 37-yard field goal by Trevor Moore with 28 seconds to play to force overtime.

OT, however, went the way of much of the day. Army, which threw only four passes all day, completed a 15-yard pass to set up a first and goal from the North Texas 8-yard-line. After NT's Joshua Wheeler made a stop on Army on third and goal, the Black Knights eschewed a field goal on fourth down from the 3, depending on its powerful run game to punch in the go-ahead score on a run by Jordan Asberry.

Just as it did at the Heart of Dallas Bowl three years ago, North Texas fell behind on the opening possession of the game. Army's ground game chewed up 75 yards - all on running plays - for a touchdown. North Texas, however, responded to Army's methodical march with a more dynamic drive, powered by a 22-yard pass from Alec Morris to Turner Smiley and a 22-yard touchdown run by Jeffery Wilson.

The Mean Green got back in the game before halftime. The rally started with a screen to Jeffery Wilson that went for 22 yards and a touchdown to cut the lead to 24-14.

Starting from the NT 32, Morris quickly worked North Texas down field. He threw to Tyler Wilson for 23 yards, scrambled for 15 yards, then hit Rico Bussey, Jr., with a 27-yard touchdown pass to cut the gap to 24-21 at intermission.

Six plays later, Black Knight quarterback Ahmad Bradshaw, who was named the game's most valuable player, burst 65 yards for a touchdown to push the lead to 31-21.

On the next play, Morris connected with Tyler Wilson for a touchdown to cut the margin to 31-28.

The North Texas defense shut out Army in the fourth quarter, but the Mean Green's final hope needed one more stop from its beleaguered defense, and it got it when Wheeler stuffed Army on fourth down at the North Texas 30 with 2:25 to play.

GAME STATISTICS

| | | | | | | |
|-------------|----|----|---|---|---|----|
| Army | 12 | 12 | 7 | 0 | 7 | 38 |
| North Texas | 7 | 14 | 7 | 3 | 0 | 31 |

- Army - Woolfolk 5 yd run (kick failed), 9:18, 1st
- UNT - J. Wilson 22 yd run (Moore kick), 6:35, 1st
- Army - Campbell 70 yd run, (Bradshaw rush failed) 4:56, 1st
- Army - Woolfolk 1 yd run (Bradshaw rush failed), 13:05, 2nd
- Army - Davidson 6 yd run (Mendenhall pass failed), 6:37 2nd
- UNT - J. Wilson 22 yd pass from Morris (Moore kick), 2:26, 2nd
- UNT - Bussey, Jr. 27 yd pass from Morris (Moore kick), 0:10, 2nd
- Army - Bradshaw 65 yd run (Wilson kick), 7:41, 3rd
- UNT - T. Wilson 18 yd pass from Morris (Moore kick), 0:45, 3rd
- UNT - Moore 37 yd FG, 0:28, 4th
- Army - Asberry 3 yd run (Wilson kick), OT

HISTORY



BOWL GAME RECAPS

2017 NEW ORLEANS BOWL

TROY 50, NORTH TEXAS 30

Dec. 16, 2017 • The Superdome • New Orleans, La.

North Texas spent the afternoon digging itself out of one hole after another, but couldn't find the consistency on offense or defense to make the comebacks stick or to keep Troy from continually adding to the Mean Green's climb in a 50-30 loss to the Trojans at the Mercedes-Benz Superdome.

In a gutty performance in the face of a savage pass rush, Mason Fine passed for 303 yards and three touchdowns but was sacked six times.

The Mean Green got off to a disastrous start, falling behind 15-0 in the first five minutes, then spent much of the first half just trying to stay in the game. The Trojans rolled through the Mean Green defense, needing just four minutes for a nine-play, 80-yard touchdown drive for a 7-0 lead.

The Mean Green's first possession ended in a sack of Mason Fine and a fumble, recovered by Troy at the UNT 14-yard line, and the Trojans quickly tacked on a second touchdown and a two-point conversion for a 15-0 lead.

It was the defense that ignited North Texas. The Mean Green defense got a stop when Wheeler sacked Trojan QB Brandon Silvers to force a punt, and the North Texas offense showed life. The Mean Green overcame three third-and-long situations on a 75-yard drive, including on a 33-yard pass to Rico Bussey, Jr., and on a 12-yard touchdown pass to Bussey to pull UNT within 15-7.

Back came Troy, stunning North Texas with a 55-yard rumble by 250-pound running back Josh Anderson to set up the Trojan's third score of the game and push the advantage to 22-7, and the Trojans were on the verge of blowing the game open when they stopped the Mean Green on fourth and 2 at the Troy 31 and immediately drove deep into North Texas territory again.

The turnaround started with a high snap from center that sailed over Silver's head, and the Mean Green's Colton McDonald scooped up the loose ball and returned it 56 yards for a touchdown. Next, North Texas stopped a pair of Troy possessions with an interception by McClain, then another QB stop by Wheeler to force a Troy punt. Six plays later, Fine threw a 13-yard touchdown pass to Michael Lawrence, bringing North Texas within 22-20. And suddenly the blowout was a game.

North Texas got the ball to start the second half, but a Fine pass intended for Lawrence was punched into the air and intercepted by Troy's Reese Hunter, and the Trojans scored three plays later. Troy next struck with a 59-yard touchdown pass to push the UNT deficit to 36-20.

The Mean Green's last hopes were extinguished late in the third quarter when Fine was sacked for the fourth time and lost a fumble that Troy recovered at the NT 13, setting up another Trojan touchdown and a 43-23 lead.

From that point, Troy was able to launch wave after wave of attacks on Fine, who was battered and wounded but kept returning to the game, throwing his last TD pass with 27 seconds to play.

GAME STATISTICS

| | | | | | | |
|-------------|----|----|----|---|---|----|
| Troy | 15 | 7 | 21 | 7 | - | 50 |
| North Texas | 7 | 13 | 3 | 7 | - | 30 |

Troy - Anderson 1 yd run (Sumpter kick), 10:55, 1st
 Troy - Anderson 2 yd run (Johnson pass from Silvers), 9:21, 1st
 UNT - Bussey, Jr. 12 yd pass from Fine, (Moore kick), 0:55, 1st
 Troy - Willis 7 yd pass from Silvers (Sumpter kick), 14:24, 2nd
 UNT - McDonald 56 yd fumble return (Fine rush failed), 5:49, 2nd
 UNT - Lawrence 13 yd pass from Fine (Moore kick), 0:49, 2nd
 Troy - Silvers 2 yd run (Sumpter kick), 13:33, 3rd
 Troy - McCormick 59 yd pass from Silvers (Sumpter kick), 10:28, 3rd
 UNT - Moore 24 yd FG, 4:26, 3rd
 Troy - Johnson 20 yd pass from Silvers, 2:02, 3rd
 Troy - Willis 10 yd pass from Silvers (Sumpter kick), 4:07, 4th
 UNT - Smiley 17 yd pass from Fine (Moore kick), 0:28, 4th

2018 NEW MEXICO BOWL

NO. 23 UTAH STATE 52, NORTH TEXAS 13

Dec. 15, 2018 • Dreamstyle Stadium • Albuquerque, N.M.

No. 23 Utah State used a balanced, up-tempo offense and a ball-hawking defense to overwhelm North Texas in Saturday's New Mexico Bowl, 52-13.

The Aggies hit big plays again and again, on the ground and through the air, scoring on plays of 72, 26, 37 and 67 yards in the opening half to take control.

The Mean Green kept pace with Utah State (11-2) through most of the first quarter. North Texas trailed 7-0 when it lost Fine to an injury suffered as he scrambled for yards. Fine, limping noticeably, returned to lead a scoring drive capped by a 2-yard DeAndre Torrey touchdown run to tie the game at 7-7, and defensive back Nate Brooks thwarted an Aggie scoring threat with his sixth interception of the year, a pick of a Love fade pass into the corner of the UNT end zone, to keep the game close.

But the Aggies relentless attack kept piling up yards. By the 12:08 mark of the second quarter, Utah State had more than 100 yards passing and rushing and built a 21-7 lead, the first time North Texas has trailed this year by more than one score.

North Texas narrowly avoided turnovers on bad shotgun snaps, the second of which aggravated Fine's injury sending him to the bench and forcing UNT to punt from its own end zone. Utah State quickly took advantage of good field position and struck again, this time on a screen pass turned into a 37-yard touchdown and a 28-7 lead.

The Aggie lead grew to 38-7 by halftime, matching the most points North Texas allowed in a game this year.

In Fine's absence, North Texas used three quarterbacks, redshirt senior Quinn Shanbour and true freshmen Jason Bean and Kason Martin. Martin had the most success, completing 7 of 12 for 110 yards and opening the second half with the fastest scoring drive in New Mexico Bowl history when he hit Jalen Guyton for a 75-yard touchdown.

It was Martin's first career TD throw, and the North Texas defense followed with stops on consecutive Utah State drives to give rise to thoughts of a comeback.

But the rally hopes didn't survive the third quarter. Torrey and Martin limped off with a leg injuries, the Aggies came up their fourth interception of the game, and Utah State grabbed another big chunk of yards on a 38-yard pass to set up a 3-yard touchdown run and a 45-13 lead.

GAME STATISTICS

| | | | | | | |
|-------------|----|----|---|---|---|----|
| Utah State | 14 | 24 | 7 | 7 | - | 52 |
| North Texas | 7 | 0 | 6 | 0 | - | 13 |

Troy - Anderson 1 yd run (Sumpter kick), 10:55, 1st
 USU - Vaughns 72 yd pass from Love (Eberle kick), 14:20, 1st
 UNT - Torrey 2 yd run (Hedlund kick), 2:52, 1st
 USU - Bright 26 yd run (Eberle kick), 1:59, 1st
 USU - Love 9 yd run (Eberle kick), 12:08, 2nd
 USU - Vaughns 37 yd pass from Love (Eberle kick), 9:43, 2nd
 USU - Greene 67 yd pass from Love (Eberle kick), 8:55, 2nd
 USU - Eberle 42 yd FG, 0:00, 2nd
 UNT - Guyton 75 yd pass from Martin (Hedlund kick blocked) 14:50, 3rd
 USU - Bright 3 yd run (Eberle kick), 5:01, 3rd
 USU - Tarver 13 yd pass from Love (Eberle kick), 8:30, 4th

2020 MYRTLE BEACH BOWL

APPALACHIAN STATE 56, NORTH TEXAS 28

Dec. 23, 2020 • Brooks Stadium • Conway, S.C.

In several ways, the cards were stacked against North Texas on Monday in its Myrtle Beach Bowl showdown with Appalachian State, but despite a 56-28 loss for the Mean Green, there were a few bright spots heading into the offseason.

Tre Siggers led the way on the ground for the Mean Green, picking up a season-high 120 yards on 17 carries, while Oscar Adaway III added 97 yards on 26 carries. Bean completed 21 of 36 pass attempts for a career-high 251 yards, two touchdowns and an interception that led to the Mountaineers' final touchdown of the game early in the fourth quarter. The Mean Green totaled 497 yards - just shy of their season average of 515 yards per game, which was seventh in the nation entering the game.

After an inspired start to the game by UNT's defense, the Appalachian State running game began to take over in the form of big, explosive plays.

Just when North Texas seemingly grabbed some momentum and pulled to within 28-14 with a 4-yard touchdown run from Adaway III with 27 seconds left in the first half, Appalachian State struck back in a hurry.

On the Mountaineers' ensuing possession, Cameron Peoples broke off a 64-yard touchdown run to instead send Appalachian State (9-3) into the halftime break with a 35-14 lead. That was after Appalachian State's Marcus Williams Jr., reeled off a 70-yard touchdown run on the Mountaineers' previous possession.

Peoples added a 62-yard touchdown run with 2:58 left in the third quarter to put the Mountaineers up 42-21. Peoples had 23 carries for 319 yards and five touchdowns. Williams Jr., finished with 101 yards and a score on six carries.

In all, Appalachian State's big plays on the ground killed the Mean Green, as the Mountaineers had three one-play scoring drives that featured touchdown runs of 70, 64 and 62 yards, respectively.

GAME STATISTICS

| | | | | | | |
|-------------------|----|----|---|----|---|----|
| Appalachian State | 14 | 21 | 7 | 14 | - | 56 |
| North Texas | 0 | 14 | 7 | 7 | - | 28 |

ASU - Pearson 22 yd pass from Williams (Staton kick), 10:54, 1st
 ASU - Peoples 3 yd run (Staton kick), 3:07, 1st
 UNT - Thompson 16 yd pass from Martin (Mooney kick), 13:41, 2nd
 ASU - Pearson 11 yd pass from Thomas (Staton kick), 6:04, 2nd
 ASU - Williams Jr. 70 yd run (Staton kick), 2:29, 2nd
 UNT - Adaway 4 yd run (Mooney kick), 0:27, 2nd
 ASU - Peoples 64 yd run (Staton kick), 0:11, 2nd
 UNT - Ogunmakin 34 yd pass from Bean (Mooney kick) 6:14, 3rd
 ASU - Peoples 62 yd run (Staton kick), 2:58, 3rd
 ASU - Peoples 1 yd run (Staton kick), 14:16, 4th
 ASU - Peoples 11 yd run (Staton kick), 9:03, 4th
 UNT - Thompson 7 yd pass from Bean (Mooney kick), 6:12, 4th





BOWL HISTORY

2021 FRISCO FOOTBALL CLASSIC

MIAMI (OH) 27, NORTH TEXAS 14

Dec. 23, 2021 • Toyota Stadium • Frisco, Texas

After a five-game winning streak to close the season gained bowl eligibility for the North Texas football team, the Mean Green came up short on Thursday in the Frisco Football Classic, falling 27-14 to Miami (Ohio).

The Mean Green (6-7) flipped their identity to a power rushing team early in the season and entered the game with the nation's fourth-ranked rushing offense but were unable to find their footing on the ground against the Redhawks (7-6).

Leading rusher DeAndre Torrey did not play in the game, and UNT's trio of talented freshman backs totaled just 61 rushing yards, while sophomore quarterback Austin Aune led the team with 28 yards and a touchdown on the ground.

Late in the first quarter after a 70-yard Bernardo Rodriguez punt flipped the field in UNT's favor, the Mean Green defense forced a punt and the offense made the most of the chance.

UNT went on a 10-play, 90-yard drive that was capped by Aune's 2-yard touchdown run that put the Mean Green up 14-10 with 11:32 to play in the second quarter.

From that point, not much went UNT's way as the Redhawks outgained UNT 426-317 and held the ball for almost 17 more minutes than UNT.

The Mean Green's last gasp effort came with 9:18 remaining in the game, when an Aune pass fell incomplete on fourth-and-goal with the Mean Green looking to pull within one score early in the fourth quarter.

GAME STATISTICS

| | | | | | | |
|-------------|----|----|---|---|---|----|
| Miami (OH) | 10 | 10 | 7 | 0 | - | 27 |
| North Texas | 7 | 7 | 0 | 0 | - | 14 |

- MIA - Nicholson 48 yd FG, 12:27, 1st
- UNT - Johnson 1 yd run (Mooney kick), 8:06, 1st
- MIA - Tracy 8 yd run (Nicholson kick), 3:59, 1st
- UNT - Aune 2yd rn (Mooney kick), 11:32, 2nd
- MIA - Nicholson 36 yd FG, 6:52, 2nd
- MIA - Davis 5 yd pass from Gabbert (Nicholson kick), 4:08, 2nd
- MIA - Muersch 11 yd pass from Gabbert (Nicholson kick), 11:31, 3rd

2022 FRISCO BOWL

BOISE STATE 35, NORTH TEXAS 32

Dec. 17, 2022 • Toyota Stadium • Frisco, Texas

The Mean Green had a chance to tie or win the game in the closing minutes of the 2022 Frisco Bowl on Saturday night at Toyota Stadium but fell short despite putting up a UNT bowl record 435 yards of total offense in a 35-32 loss to Boise State.

UNT (7-7) forced a punt to take possession with 1:20 to play down three points but failed to get a first down as Boise State improved to 10-4 on the season after an undefeated run through the Mountain West.

In his final collegiate game, quarterback Austin Aune completed 17 of 32 pass attempts for 238 yards, a touchdown and a pair of interceptions, while the program's all-time leading tackler, linebacker KD Davis, finished his UNT career with five tackles before leaving the game in the final minutes with an injury.

Senior center Manase Mose set the NCAA record for consecutive starts with his 62nd straight start to break a tie with Coastal Carolina's Trey Carter (2017-21).

Sophomore running back Ikaika Ragsdale led the UNT ground effort with 21 carries for 94 yards and two touchdowns to become just the third player in UNT history to have multiple rushing touchdowns in a bowl game, joining Patrick Cobbs (2003) and Brelan Chancellor (2014).

Defensive coordinator Phil Bennett was making his second career appearance in a bowl game as an interim head coach and came up just short of a second bowl victory as an interim coach.

GAME STATISTICS

| | | | | | | |
|-------------|---|---|----|---|---|----|
| Boise State | 0 | 6 | 22 | 7 | - | 35 |
| North Texas | 3 | 7 | 14 | 8 | - | 32 |

- UNT - Mooney 27 yd FG, 9:24, 1st
- BSU - Dalmas 24 yd FG, 9:58, 2nd
- UNT - Ragsdale 1 yd run (Mooney kick), 7:38, 2nd
- BSU - Dalmas 37 yd FG, 4:43, 2nd
- BSU - Green 3 yd run (Hutton pass 2pt), 12:40, 3rd
- UNT - Roberts 17 yd pass from Earle (Mooney kick), 8:32, 3rd
- BSU - McAllister 24 yd pass from Green (Dalmas kick), 6:35, 3rd
- UNT - Shorter 30 yd pass from Aune (Mooney kick), 5:14, 3rd
- BSU - Green 19 yd run (Dalmas kick), 0:25, 3rd
- BSU - Jeanty 1 yd run (Dalmas kick), 12:05, 4th
- UNT - Ragsdale 5 yd run (Aune rush 2pt), 8:17, 4th

HISTORY



COLLEGE FOOTBALL HALL OF FAME

"MEAN" JOE GREENE (PLAYER, 1966-68)

INDUCTED: 1984

Charles Edward Joseph Greene was better known by his nickname "Mean Joe" Greene. The 6-4, 270-pound tackle acquired this moniker as a reference to his school's nickname, the North Texas State University Mean Green. During the three seasons Greene played defensive tackle for North Texas, the Mean Green posted a 23-5-1 record. In his 29 games at defensive tackle, North Texas State held the opposition to 2,507 yards gained on 1,276 rushes, a per-carry average of less than two yards per attempt. His collegiate coach, Rod Rust, said of the 1968 consensus All-America, "There are two factors behind Joe's success. First, he has the ability to make the big defensive play and turn the tempo of a game around. Second, he has the speed to be an excellent pursuit player." A pro scout said, "He's tough and mean and comes to hit people. He has good killer instincts. He's mobile and hostile." He was drafted in the first round by the Pittsburgh Steelers and became part of the "Steel Curtain" defense that won four Super Bowls. Greene is also a member of the Pro Football Hall of Fame, being inducted in 1987.

HAYDEN FRY (COACH, 1973-78)

INDUCTED: 2003

For 37-years one of the most recognizable faces in college football was that of Hayden Fry. But Fry is remembered for more than his dark glasses and square jaw. When he retired, his 232 wins placed him tenth on the all-time list. After coaching on the high school level, and for two years as a college assistant, he received his first collegiate head coaching job at Southern Methodist. His wide-open style fit the Southwest Conference as he led the 1966 Mustangs to their first SWC title since 1948. Among his achievements at SMU was recruiting Jerry LeVias, the first African-American player in the SWC. In six seasons at North Texas, Fry won 40 games including 19 in his last two seasons. Before his arrival, the school had won seven games in the previous four seasons. Fry is best known for sparking a resurgence at Iowa, where his teams were 143-89-6 over 20 seasons. In 1981, he coached the Hawkeyes to their first winning season in 19 years with a Big-Ten co-championship and a birth in the Rose Bowl, the school's first bowl appearance in 23 years. Fry won two other Big Ten titles sending the Hawkeyes to Pasadena. At Iowa, he had ten ranked teams and made 14 bowl appearances.



ALL-AMERICANS

| YEAR | NAME | POSITION (ACCOLADE) |
|------|------------------|--|
| 2022 | KD Davis | Linebacker (Fourth Team, Phil Steele) |
| 2020 | Jaelon Darden | Wide Receiver (ESPN; First team, Pro Football Focus and FWAAs; Second team, AP, Sporting News, AFCA, The Athletic) |
| 2010 | Lance Dunbar | Running Back (Honorable Mention, Sports Illustrated) |
| 2009 | Lance Dunbar | Running Back (Honorable Mention, Sports Illustrated) |
| 2007 | Casey Fitzgerald | Wide Receiver (Honorable Mention, Sports Illustrated) |
| 2004 | Jamario Thomas | Running Back (First Team, CBS Sportsline; Third team, AP) |
| 2003 | Patrick Cobbs | Running Back (Honorable Mention, Sports Illustrated) |
| 2002 | Brandon Kennedy | Defensive Line (Third-team, College Football News) |
| 1997 | John Baker | Punter (Third team, AP) |
| 1996 | Toby Gowin | Punter (Third team, AP) |
| 1990 | Scott Bowles | Offensive Line (First team, Div. I-AA) |
| 1990 | Mike Davis | Defensive Line (First team, Kodak) |
| 1990 | Byron Gross | Linebacker (First team, Div. I-AA) |
| 1990 | Bart Helsley | Punter (First team, Div. I-AA) |
| 1988 | Rex Johnson | Defensive Line (First team, Kodak) |
| 1983 | Rayford Cooks | Defensive Line (First team, Kodak) |
| 1983 | Ronnie Hickman | Defensive Line (First team, Kodak) |
| 1982 | Marvin Walker | Receiver (Second Team, AP) |
| 1977 | Walter Chapman | Defensive Line (Third-Team, AP) |
| 1969 | Cedric Hardman | Defensive Line (HM All-America) |
| 1968 | Joe Greene | Defensive Tackle (Consensus first team) |
| 1966 | John Love | Receiver (HM All-America) |
| 1959 | Abner Haynes | Halfback (Time Magazine) |
| 1959 | Bill Carrico | Guard (Williamson All-America) |
| 1955 | Don Baker | Quarterback (Third team, Little All-America) |
| 1954 | Charlie McGinty | End (Williamson All-America) |
| 1953 | Ralph Reynolds | Halfback (HM All-America) |
| 1952 | Kenneth Bahnsen | Fullback (Honorable Mention AP) |
| 1951 | Kenneth Bahnsen | Fullback (Honorable Mention AP) |
| 1951 | Quincy Armstrong | Center (First team, Williamson) |
| 1951 | Ray Renfro | Halfback (First Team AP) |
| 1950 | Jim Eagle | Guard (HM Little All-America) |

| YEAR | NAME | POSITION (ACCOLADE) |
|------|----------------|-------------------------------------|
| 1948 | Richard Nutt | Halfback (Williamson) |
| 1947 | Felton Whitlow | Tackle (AP) |
| 1946 | Jim Cooper | Center (HM Little All-America) |
| 1946 | Billy Dinkle | Halfback (HM Little All-America) |
| 1939 | Johnie Riola | Quarterback (HM Little All-America) |
| 1932 | Ted Wright | Quarterback (Grantland Rice) |

ALL-AMERICANS BY POSITION

OFFENSE

BACKFIELD

| | |
|------|-----------------|
| 2010 | Lance Dunbar |
| 2009 | Lance Dunbar |
| 2004 | Jamario Thomas |
| 2003 | Patrick Cobbs |
| 1959 | Abner Hayes |
| 1953 | Ralph Reynolds |
| 1952 | Kenneth Bahnsen |
| 1951 | Kenneth Bahnsen |
| 1951 | Ray Renfro |
| 1948 | Richard Nutt |
| 1946 | Billy Dinkle |

CENTER

| | |
|------|------------------|
| 1951 | Quincy Armstrong |
| 1946 | Jim Cooper |

GUARD

| | |
|------|--------------|
| 1959 | Bill Carrico |
| 1950 | Jim Eagle |

TACKLE

| | |
|------|----------------|
| 1990 | Scott Bowles |
| 1947 | Felton Whitlow |

QUARTERBACK

| | |
|------|--------------|
| 1955 | Don Baker |
| 1939 | Johnie Riola |
| 1932 | Ted Wright |

RECEIVER

| | |
|------|------------------|
| 2020 | Jaelon Darden |
| 2007 | Casey Fitzgerald |
| 1966 | John Love |
| 1982 | Marvin Walker |

TIGHT END

DEFENSE

SECONDARY

END

| | |
|------|-----------------|
| 1954 | Charlie McGinty |
|------|-----------------|

GUARD

LINE

| | |
|------|-----------------|
| 2002 | Brandon Kennedy |
| 1990 | Mike Davis |
| 1988 | Rex Johnson |
| 1983 | Rayford Cooks |
| 1983 | Ronnie Hickman |
| 1977 | Walter Chapman |
| 1969 | Cedric Hardman |

LINEBACKER

| | |
|------|-------------|
| 2022 | KD Davis |
| 1990 | Byron Gross |

SAFETY

TACKLE

| | |
|------|------------|
| 1968 | Joe Greene |
|------|------------|

SPECIAL TEAMS

PUNTER

| | |
|------|--------------|
| 1997 | John Baker |
| 1996 | Toby Gowin |
| 1990 | Bart Helsley |

PLACE KICKER

FRESHMAN ALL-AMERICANS

| | | |
|------|-----------------|---|
| 2022 | Var'Keyes Gumms | Tight End (The Athletic & Sporting News, Second Team Freshman All-American) |
| 2022 | Febechi Nwaiwu | Offensive Line (The Athletic & Sporting News, Third Team Freshman All-American) |
| 2014 | Trevor Moore | Placekicker (Sports Illustrated, Freshman All-American Team) |
| 2007 | Giovanni Vizza | Quarterback (Scout.com & Sporting News, Honorable Mention Freshman All-American) |
| 2007 | Craig Robertson | Defensive Lineman (Scout.com, Honorable Mention Freshman All-American) |

HISTORY



ALL-CONFERENCE (C-USA)

- 2022 KD Davis, LB (Defensive POTY, 1st team)
Var'Keyes Gummies, TE (1st team, freshman)
Manase Mose, OL (1st team)
Ridge Texada, DB (1st team)
Kaylon Horton, KR (1st team)
Mazin Richards, LB (2nd team)
Austin Aune, QB (honorable mention)
DeShawn Gaddie, DB (honorable mention)
JP Hadley, LS (honorable mention)
Ethan Mooney, K (honorable mention)
Jake Roberts, TE (honorable mention)
Jyaire Shorter, WR (honorable mention)
Logan Wilson, DB (honorable mention)
Ja'Mori Maclin, WR (freshman team)
Febechi Nwaiwu, OL (freshman team)
Cam Robertson, DL (freshman team)
Fatafehi Vailea, DL (freshman team)
- 2021 KD Davis, LB (1st team)
DeAndre Torrey, RB (2nd team)
Manase Mose, OL (2nd team)
Dion Novil, DL (2nd team)
Jacob Brammer, OL (honorable mention)
Nate Durham, LS (honorable mention)
Ethan Mooney, K (honorable mention)
Grayson Murphy, DE (honorable mention)
Jason Pirtle, TE (honorable mention)
Ayo Adeyi, RB (freshman team)
Gabe Blair, OL (freshman team)
Roderick Brown, DL (freshman team)
- 2020 Jaelon Darden, WR (C-USA MVP, 1st team)
Dion Novil, DL (1st team)
Jacob Brammer, OL (2nd team)
DeAndre Torrey, RB (honorable mention)
Anterrius Gray, OL (honorable mention)
Manase Mose, OL (honorable mention)
Jason Pirtle, TE (honorable mention)
KD Davis, LB (honorable mention)
Makyle Sanders, S (honorable mention)
Bernardo Rodriguez, P (honorable mention)
Nate Durham, DS (honorable mention)
Deion Hair-Griffin, KR (honorable mention)
Gabriel Murphy, DL (freshman team)
Grayson Murphy, DE (freshman team)
Jake Roberts, TE (freshman team)
Upton Stout, DB (freshman team)
- 2019 Jaelon Darden, WR (1st team)
Mason Fine, QB (2nd team)
Elex Woodworth, OL (2nd team)
Deion Hair-Griffin, KR (2nd team)
Tre Siggers, RB (honorable mention)
LaDarius Hamilton, DE (honorable mention)
Jason Pirtle, TE (honorable mention)
Jyaire Shorter, WR (hm, freshman)
Dion Novil, DL (honorable mention)
KD Davis, LB (honorable mention)
Tyreke Davis, LB (honorable mention)
Ethan Mooney, K (honorable mention)
Alvin Kenworthy, P (honorable mention)
Nate Durham, DS (honorable mention)
Dayton LeBlanc, DL (freshman team)
Kevin Wood, LB (freshman team)

- 2018 Rico Bussey, Jr., WR (1st team)
Kemon Hall, CB (1st team)
E.J. Ejiya, LB (1st team)
Cole Hedlund, K (1st team)
LaDarius Hamilton, DL (1st team)
Mason Fine, QB (2nd team)
Nate Brooks, CB (2nd team)
DeAndre Torrey, RB (2nd team)
Sosaia Mose, OL (honorable mention)
Manase Mose, OL (hm, freshman team)
Brandon Garner, LB (honorable mention)
Khairi Muhammad, S (honorable mention)
Alvin Kenworthy, P (honorable mention)
DeAndre Torrey, KR (honorable mention)
Keegan Brewer, PR (honorable mention)
Nate Durham, DS (honorable mention)
- 2017 Mason Fine, QB (1st team)
Jalen Guyton, WR (2nd team)
Trevor Moore, K (2nd team)
Jeffery Wilson, RB (2nd team)
E.J. Ejiya, LB (honorable mention)
T.J. Henson, OL (honorable mention)
Michael Lawrence, WR (honorable mention)
Kishawn McClain, S (honorable mention)
Sosaia Mose, OL (honorable mention)
Jordan Murray, OL (honorable mention)
Elex Woodworth, OL (honorable mention)
Roderick Young, DL (honoable mention)
Joe Ozougwu, LB (freshman team)
- 2016 Eric Keena, P (1st team)
Kishawn McClain, S (2nd team)
Sam Rice, OL (honorable mention)
Jordan Murray, OL (honorable mention)
Joshua Wheeler, LB (honorable mention)
Eric Jenkins, CB (honorable mention)
Nate Brooks, CB (honorable mention)
Trevor Moore, K (honorable mention)
Tyler Wilson, KR (honorable mention)
Mason Fine, QB (freshman team)
LaDarius Hamilton, LB (freshman team)
- 2015 Kaydon Kirby, OL (honorable mention)
Chris Miles, OL (freshman team)
Nate Brooks, DB (freshman team)
- 2014 Derek Akunne, LB (1st team)
Cyril Lemon, OL (1st team)
James Jones, DB (2nd team)
Carlos Harris, WR (honorable mention)
Antonio Johnson, OL (honorable mention)
Eric Keena, P (honorable mention)
Trevor Moore, K (honorable mention)
Chad Polk, DL (honorable mention)
Kishawn McClain (freshman team)
Trevor Moore, K (freshman team)
- 2013 Brelan Chancellor, KR/PR (1st team)
Cyril Lemon, OL (1st team)
Zach Orr, LB (1st team)
Marcus Trice, DB (1st team)
Aaron Bellazin, DE (1st team)
Brelan Chancellor, WR (2nd team)
Mason Y'Barbo, OL (2nd team)
Richard Abbe, DT (honorable mention)
Derek Akunne, LB (honorable mention)
Brandin Byrd, RB (honorable mention)
Kenny Buyers, DB (honorable mention)
Lairamie Lee, DB (honorable mention)
Darnell Smith, WR (honorable mention)
Kaydon Kirby, OL (freshman team)
Blake Macek, P (freshman team)

ALL-CONFERENCE (SBC)

- 2012 Aaron Fortberry, OL (1st team)
Will Atterberry, P (2nd team)
Zach Orr, LB (2nd team)
Zac Whitfield, DB (2nd team)
Cyril Lemon, OL (honorable mention)
Mason Y'Barbo (honorable mention)
- 2011 Lance Dunbar, RB (1st team)
Matt Tomlinson, OL (1st team)
Will Atterberry, P (1st team)
Zach Orr, LB (2nd team)
Brandon Akpunku, DE (2nd team)
Cyril Lemon (honorable mention)
Brelan Chancellor (honorable mention)
- 2010 Lance Dunbar, RB (1st team)
Victor Gill, OL (1st team)
Craig Robertson, LB (1st team)
Esteban Santiago, OL (1st team)
Zach Olen, K (1st team)
Brelan Chancellor, WR (honorable mention)
- 2009 Lance Dunbar, RB (1st team)
Jamaal Jackson, WR (2nd team)
Esteban Santiago, OL (2nd team)
Kelvin Drake, OL (honorable mention)
Craig Robertson, LB (honorable mention)
- 2008 Casey Fitzgerald, WR (1st team)
Truman Spencer, P (1st team)
Tobe Nwigwe, LB (2nd team)
Cam Montgomery, RB (honorable mention)
Craig Robertson, LB (honorable mention)
- 2007 Giovanni Vizza, K (Freshman of the Year)
Casey Fitzgerald, WR (1st team)
Jeremiah Chapman, DL (1st team)
Kelvin Drake, C (2nd team)
Craig Robertson, LB (honorable mention)
Brandon Jackson, WR (honorable mention)
- 2006 Johnny Quinn, WR (1st team)
Dylan Lineberry, OL (1st team)
Jeremiah Chapman, DL (2nd team)
Truman Spencer, P (2nd team)
Maurice Holman, LB (honorable mention)
Aaron Weathers, DB (honorable mention)
- 2005 Patrick Cobbs, RB (1st team)
Dylan Lineberry, OL (1st team)
Johnny Quinn, WR (2nd team)
Jeremiah Chapman, DL (2nd team)
Phillip Graves, LB (2nd team)
Aaron Weathers, DB (2nd team, Newcomer OTY)
Maurice Holman, LB (honorable mention)
Nick Bazaldua, K (honorable mention)
- 2004 Jamario Thomas, RB (1st team, POTY)
Andy Brewster, C (1st team)
Andy Blount, TE (1st team)
Adrian Awasom, DL (1st team)
Jonas Buckles, DB (1st team)
Nick Bazaldua, K (1st team)
Johnny Quinn, AP (1st team)
Johnny Quinn, WR (2nd team)
Dylan Lineberry OG (2nd team, Newcomer OTY)
Evan Cardwell, DL (2nd team)
Michael Pruitt, DL (2nd team)
Markeith Knowlton DB (2nd team)
Lonnie Chambers, OG (2nd team)
Scott Hall, QB (2nd team)

- 2003 Brandon Kennedy DL (1st team, POTY)
Patrick Cobbs, RB (1st team, Offensive POTY)
Chris Hurd, LB (1st team, Defensive POTY)
Nick Zuniga, OG (1st team)
Andy Brewster, C (1st team)
Scott Hall, QB (1st team)
Adrian Awasom DL (1st team)
Cody Spencer, LB (1st team)
Craig Jones, DB (1st team)
Jonas Buckles, DB (1st team)
Taylor Casey, LB (2nd team)
Brad Kadlubar, P (2nd team)

- 2002 Brandon Kennedy, DL (1st team, POTY)
J.R. Randle, OT (1st team)
Nick Zuniga, OG (1st team)
Jeff Muenchow, TE (1st team)
Kevin Galbreath, RB (1st team)
Darrell Daniels, DL (1st team)
Taylor Casey, LB (1st team)
Cody Spencer, LB (1st team)
Craig Jones, DB (1st team)
Don McGee, DB (1st team)
Matt Turney, OL (2nd team)
Adrian Awasom, DL (2nd team)
Chris McIver, DL (2nd team)
Jonas Buckles, DB (2nd team)
Brad Kadlubar, P (2nd team)
Ja'Mel Branch, ST (2nd team)

- 2001 J. R. Randle, OT (1st team)
Nick Zuniga, OG (1st team)
Jeff Muenchow, TE (1st team)
Kevin Galbreath, RB (1st team, Newcomer OTY)
Brandon Kennedy, DT (1st team)
Brad Kassell, LB (1st team)
Jonas Buckles, FS (1st team)
Jason Ball, K, P (1st team)
George Marshall, WR (2nd team)
Alex Pahulu, DT (2nd team)
Ron Paris, DE (2nd team)
Craig Jones, SS (2nd team)
Cody Spencer, LB (2nd team)
Matt Turney, OT (2nd team)

ALL-CONFERENCE (BWC)

- 2000 Brad Kassell, LB (1st team)
Lawrence Ellis, DB (1st team)
Nick Zuniga, OL (2nd team)
Brandon Kennedy, DL (2nd team)
Chris McIver, DL (2nd team)
Corry Pertile LB, (2nd team)
J.R. Randle OL, (honorable mention)
- 1999 Corbin Montgomery, DL (1st team)
John Baker, P (1st team)
Brad Kassell, LB (2nd team)
Jason Ball, K, (2nd team)
Ja'Quay Wilburn, RB, (2nd team)
Broderick McGrew, WR (2nd team)
Andy Lott, OL (2nd team)
Vinnie Patterson OL (honorable mention)
J.R. Randle, OL (honorable mention)
Fred Fertile LB (honorable mention)
Jeff Rogers LB (honorable mention)
Ramone Archie, DB (honorable mention)
- 1998 Phillip Armour, C (1st team)
Brian Waters, DT (1st team)
Phillip Littlejohn, DB (1st team)
Broderick McGrew RS (1st team)
Ramone Archie, DB (2nd team)
Brad Winn, OL, DB (2nd team)
Corbin Montgomery DL (2nd team)
John Baker P (2nd team)
Scott Blank, DL (honorable mention)
Fred Fertile LB (honorable mention)



HONORS

1997 Phillip Armour, C (1st team)
Scott Blank, DL (1st team)
Benny Cherry, LB (1st team)
John Baker, P (1st team)
Garrett Courtney, K (1st team)
Broderick McGrew, WR (2nd team)
Hut Allred, RB (honorable mention)

1996 Phillip Armour, C (1st team)
Benny Cherry, LB (1st team)
Toby Gowin, P (1st team)
Dhati Lewis, DB (2nd team)
Scott Murphy, DL (2nd team)
Brad Spinks, DL (2nd team)
Brett Renfro, LB (2nd team)
Avery Wright, DB (2nd team)

ALL-CONFERENCE (SLC)

1994 Mitch Maher, QB (1st team)
David Brown, WR (1st team)
Luis Silva, TE (1st team)
Willis Hudson, DT (1st team)
Troy Redwine, WR (2nd team)
Brad Smith (2nd team)
Stan Thomas (2nd team)
Dmitri Markham (2nd team)
Anthony Bridges (2nd team)
John Luker (2nd team)
Gerald Farley (2nd team)

1993 Mitch Maher, QB (2nd team)
Terrance Brown, RB (2nd team)
Troy Redwine, WR (2nd team)
Luis Silva (2nd team)
Scott Dukatnik (2nd team)
Wayne Walker (2nd team)

1992 Richard DeFelice (2nd team)
Terrance Brown, RB (2nd team)
Mitch Maher, QB (2nd team)
Tomur Barnes (2nd team)
Russell McMillan (2nd team)

1991 Brad Koch (2nd team)

1990 Scott Davis, QB (1st team)
Byron Gross, LB (2nd team)
Eric Pegram, RB (2nd team)
Paul Gallamore (2nd team)
Bryan Paxton (2nd team)
Clay Bode (2nd team)
Mike Davis (2nd team)

1989 Keith Chapman, K (1st team)
Roderick Manning, DE (1st team)
Byron Gross, LB (1st team)
Eric Pegram, RB (1st team)
Tony Cook, RB (1st team)

1988 Scott Davis, QB (1st team)
Marcus Camper, WR (1st team)
Scott Bowles, OT (1st team)
Zane Paschall, OT (1st team)
Keith Chapman, PK (1st team)
Rex Johnson, DT (1st team)
Kim Phillips, CB (1st team)
Bron Beal, P (1st team)
Roderick Manning (2nd team)
Byron Gross, LB (2nd team)

1987 Bron Beal, P (1st team)
Darrin Collins, FB (1st team)
Scott Bowles, OT (1st team)
Dwight Poole, OG (1st team)
Kendal Nelson, OC (1st team)
Gordon McFeders, DT (1st team)
Tom Middaugh, DT (1st team)
Marcus Camper, WR (2nd team)

Zane Paschall (2nd team)
Keith Chapman, K (2nd team)
Joe Walker (2nd team)
Byron Gross, LB (2nd team)
Kenneth Biggers (2nd team)

1986 Mike Rhone, S (1st team)
Ed Fleming, LB (1st team)
Lance White, LB (1st team)
Mike Minter, DT (1st team)
John Lott, OG (1st team)
Bron Beal, P (1st team)
Randy Bentley (2nd team)
Kim Phillips (2nd team)

1985 Monty Moon (2nd team)
Mike Minter, LB (2nd team)
Jerry Pickens (2nd team)
Matt Tiemann (2nd team)

1984 John Starnes, P (1st team)
Jay Saad, LB (1st team)
Lance White, LB (2nd team)

1983 Greg Carter, QB (1st team)
Dan Reeder, OG (1st team)
Ronnie Hickman, LB (1st team)
Rayford Cooks, DT (1st team)
Lester Harper, LB (1st team)
John Starnes, P (1st team)
Tim Wasson, (2nd team)
Cederick Nelson (2nd team)
Jay Saad, LB (2nd team)
Andre Mosley (2nd team)

ALL-CONFERENCE (MVC)

1974 Walter Chapman, DT (1st team)

1973 J.C. Garrett, DL (1st team)
Don Dunlap, DB (1st team)
Ted Gosline, DB (1st team)

1972 David Yaeger, P (1st team)

1971 David Yaeger, P (1st team)

1970 Leonard Dunlap, DB (1st team)
Dralves Edwards, WR (1st team)
Glenn Tucker, LB (1st team)

1969 Bernie Barbour, DB (1st team)
Cedric Hardman, DE (1st team)
Glen Holloway, OG (1st team)
Barry Moore, WR (1st team)
Steve Ramsey, QB (1st team)
Ron Shanklin, WR (1st team)
Steve Atchley, LB (2nd team)
Mike Marr, OG (2nd team)
Willie Parker, C (2nd team)

1968 Barry Moore, WR (1st team)
Glen Holloway, OG (1st team)
Steve Ramsey, QB (1st team)
Leo Taylor, RB (1st team)
Joe Greene, DT (1st team)
James Ivy, LB (1st team)

1967 Charles Beatty, CB (1st team)
Ed Brantley, OT (1st team)
Paul Draper, OC (1st team)
Lindy Endsley, NG (2nd team)
Joe Greene, DT (2nd team)
Johnny Mata, LB (2nd team)
Steve Ramsey, QB (2nd team)
James Russell, WR (2nd team)
Ron Shanklin, WR (2nd team)
Bob Tucker, DE (2nd team)

1966 Ed Brantley, OT (1st team)
Paul Draper, OC (1st team)
Joe Greene, DT (1st team)
Burkley Harkless, NG (1st team)
John Love, WR (1st team)
James Russell, WR (1st team)
Billy Woods, CB (1st team)

1965 Burkley Harkless, NG (1st team)
Henry Holland, DE (1st team)
John Love, WR (1st team)
Tom Price, S (1st team)
Ronnie Romike, OT (1st team)
James Russell, WR (1st team)
Bob Sanders, OC (1st team)

1964 Carl Lockhart, CB (1st team)
James Moore, DT (1st team)
Bob Sanders, OC (1st team)

1963 Dwain Bean, RB (1st team)
James Moore, DT (1st team)

1962 Dwain Bean, RB (1st team)
Richard Farris, OG (1st team)
Bobby Price, OT (1st team)

1961 Billy Christle, RB (1st team)
Bobby Smith, RB (1st team)

1960 Arthur Perkins, FB (1st team)
Bill Weaver, G (1st team)

1959 Bill Carrico, G (1st team)
George Herring, T (1st team)
Abner Haynes, RB (1st team)

1958 Bill Carrico, G (1st team)
Vernon Cole, (1st team)
Abner Haynes, RB, (1st team)
Fred Way (1st team)

1956 Dennis Shaw, E (1st team)
Mickey Koonce, T (1st team)
Tommy Smith, T, (2nd team)
Ray Toole, QB, (2nd team)
Mac Reynolds, E, (2nd team)

1955 Dennis Shaw, E (1st team)
Tommy Runnels, B (2nd team)
Buzz Stansel, C (2nd team)
Garland Warren, T (2nd team)

1953 Lawrence Strickland, C (1st team)
Ken Hall, E (1st team)
Ralph Reynolds, B (1st team)

1952 Kenneth Bahnsen, B (1st team)
Ray McGallion, LB (1st team)
Charlie Qualls, T (1st team)
Lawrence Strickland, C (1st team)
Gene Verkerk, G (1st team)

1951 Ray Renfro, B (1st team)
Quincy Armstrong, C (1st team)
Kenneth Bahnsen, B (1st team)
Zeke Martin, QB (2nd team)
Wendell Swann, E (2nd team)
Jim Brewer, T (2nd team)
Bill Bishop, T (2nd team)
Glen Wood, G (2nd team)

1950 Zeke Martin, QB (1st team)
Wendell Swann, E (1st team)
Jim Brewer, T (1st team)
Bill Bishop, T (1st team)
Glen Wood, G (1st team)
Quincy Armstrong, C (1st team)
Kenneth Bahnsen, B (1st team)

1949 Zeke Martin, QB (1st team)

ALL-CONFERENCE (LSC)

1947 A.D. Cate, G (1st team)
Dick Lindsay, T (1st team)
Richard Nutt, B (1st team)
Jim Cooper, C (1st team)
Bill Cromer, B (1st team)
Joe Abbey, E (1st team)
Felton Whitlow, G (1st team)

1946 Jim Cooper, C (1st team)
Billy Dinkle, B (1st team)
Felton Whitlow, T (1st team)

1941 Eugene Wood (1st team)
Benny Graham (1st team)
Durwood Mumford (1st team)
Forrest Covin (1st team)

1940 Bill Sheffield, C (1st team)
Forrest Covin, E (1st team)
Boyce Nall, G (1st team)
Doyle Walker, T (1st team)
Johnnie Riola, QB (1st team)

1939 Bill Sheffield, C (1st team)
Cecil Phillips, T (1st team)
Boyce Nall, G (1st team)
I.T. James, B (1st team)
Johnnie Riola, QB (1st team)

1938 Johnny Shoemaker, B (1st team)
L.W. Killian, B (1st team)
Albert Dudley, T (1st team)

1937 Lanier Hester, QB (1st team)
Albert Dudley, T (1st team)

1936 P.B. Stovall, T (1st team)
Robert Shepard, G (1st team)
Kermit Boaz, E (1st team)
Johnny Stovall, B (1st team)
Lanier Hester, QB (1st team)

1934 Charley Cox, B (1st team)
James Nichols, T (1st team)
Winlon Knowles, C (1st team)
Willard Sutton, G (1st team)

1933 Charley Cox, G (1st team)
James Nichols, T (1st team)

1932 James Nichols, T (1st team)





HONORS

ALL-CONFERENCE 4X

| | |
|---------|-----------------|
| 1987-90 | Byron Gross |
| 1999-02 | J.R. Randle |
| 2000-03 | Brandon Kennedy |
| 2001-04 | Jonas Buckles |
| 2011-14 | Cyril Lemon |
| 2018-22 | KD Davis |
| | Manase Mose |

ALL-CONFERENCE 3X

| | |
|---------|-------------------|
| 1932-34 | James Nichols |
| 1949-51 | Zeke Martin |
| 1950-52 | Kenneth Bahnsen |
| 1965-67 | James Russell |
| 1966-68 | Joe Greene |
| 1967-69 | Steve Ramsey |
| 1986-88 | Bron Beal |
| 1992-94 | Mitch Maher |
| 1996-98 | Phillip Armour |
| | John Baker |
| 1997-99 | Broderick McGrew |
| 1999-01 | Brad Kassell |
| 2001-03 | Nick Zuniga |
| | Craig Jones |
| | Cody Spencer |
| 2002-04 | Adrian Awasom |
| 2004-06 | Johnny Quinn |
| 2005-07 | Jeremiah Chapman |
| 2008-10 | Craig Robertson |
| 2009-11 | Lance Dunbar |
| 2010-13 | Brelan Chancellor |
| | Zach Orr |
| 2014-17 | Trevor Moore |
| 2017-19 | Mason Fine |
| 2018-21 | DeAndre Torrey |
| 2019-21 | Jason Pirtle |
| | Dion Novil |

COACH OF THE YEAR

MISSOURI VALLEY

| | |
|------|---------------|
| 1958 | Odus Mitchell |
| 1966 | Odus Mitchell |
| 1967 | Rod Rust |
| 1973 | Hayden Fry |

SOUTHLAND

| | |
|------|--------------|
| 1983 | Corky Nelson |
| 1994 | Matt Simon |

SUN BELT

| | |
|------|----------------|
| 2001 | Darrell Dickey |
| 2002 | Darrell Dickey |
| 2003 | Darrell Dickey |
| 2004 | Darrell Dickey |

PLAYER OF THE YEAR

SOUTHLAND

| | |
|------|-------------|
| 1994 | Mitch Maher |
|------|-------------|

SUN BELT

| | |
|------|-----------------|
| 2002 | Brandon Kennedy |
| 2003 | Brandon Kennedy |
| 2004 | Jamario Thomas |

CONFERENCE USA

| | |
|------|---------------|
| 2020 | Jaelon Darden |
|------|---------------|

OFFENSIVE POY

CONFERENCE USA

| | |
|------|------------|
| 2017 | Mason Fine |
| 2018 | Mason Fine |

SUN BELT

| | |
|------|----------------|
| 2004 | Jamario Thomas |
| 2003 | Patrick Cobbs |

SOUTHLAND

| | |
|------|-------------|
| 1988 | Scott Davis |
| 1983 | Greg Carter |

DEFENSIVE POY

CONFERENCE USA

| | |
|------|----------|
| 2022 | KD Davis |
|------|----------|

SUN BELT

| | |
|------|-----------------|
| 2001 | Brad Kassell |
| 2002 | Brandon Kennedy |
| 2003 | Chris Hurd |

SOUTHLAND

| | |
|------|------------|
| 1986 | Ed Fleming |
|------|------------|

MISSOURI VALLEY

| | |
|------|--------------|
| 1973 | J.C. Garrett |
|------|--------------|

SPECIAL TEAMS POY

CONFERENCE USA

| | |
|------|-------------------|
| 2017 | Brelan Chancellor |
|------|-------------------|

FRESHMAN OF THE YEAR

SUN BELT

| | |
|------|----------------|
| 2001 | Ja'Mel Branch |
| 2004 | Jamario Thomas |
| 2007 | Giovanni Vizza |

SOUTHLAND

| | |
|------|-------------|
| 1987 | Scott Davis |
|------|-------------|

NEWCOMER OF THE YEAR

CONFERENCE USA

| | |
|------|--------------|
| 2017 | Jalen Guyton |
|------|--------------|

SUN BELT

| | |
|------|------------------|
| 2001 | Kevin Galbreath] |
| 2004 | Dylan Lineberry |
| 2005 | Aaron Weathers |

SOUTHLAND

| | |
|------|----------------|
| 1992 | Terrance Brown |
|------|----------------|

MISSOURI VALLEY

| | |
|------|----------------|
| 1974 | Ken Washington |
|------|----------------|

ACADEMIC ALL-AMERICAN

COSIDA/CSC

| | |
|------|----------------------------|
| 1975 | Pete Morris, LB |
| 1976 | Pete Morris, LB |
| 1998 | John Baker, P (2nd) |
| 2005 | Patrick Cobbs, RB (2nd) |
| 2022 | Sean-Thomas Faulkner (1st) |

NCAA POSTGRAD SCHOLARSHIP

| | |
|------|------------------|
| 2005 | Nick Bazaldua, K |
| 1976 | Pete Morris, LB |
| 1967 | Paul Draper, C |



MEAN GREEN IN THE NFL

As of June 22, 2023

ABBEY, Joe, E – Chicago Bears (1948), New York Bulldogs (1949)

ARMOUR, Phil, C – Indianapolis Colts (2000)

ARMSTRONG, Quincy, C – Cleveland Browns (1954)

AWASOM, Adrian, DE – New York Giants (2005-07), Minnesota Vikings (2011)

BAHNSEN, Ken, FB – San Francisco 49ers (1953)

BAKER, John, P – St. Louis Rams (2000-01)

BARNES, Tomur, DB – Houston Oilers (1994-96), Minnesota Vikings (1996), Washington Redskins (1996), Tennessee Titans (1997)

BATTLE, Ron, TE – Los Angeles Rams (1981-82)

BEATTY, Chuck, DB – Pittsburgh Steelers (1969-72), St. Louis Cardinals (1972)

BIRDSONG, Craig, DB – Houston Oilers (1987)

BISHOP, Bill, DT/T – Chicago Bears (1952-60), Minnesota Vikings (1961)

BROOKS, Nate, DB – Miami Dolphins (2019), Baltimore Ravens (2020)

COBBS, Patrick, RB – Miami Dolphins (2006-10)

COOKS, Rayford, DE – Houston Oilers (1987)

COOPER, Jim, C/LB – Brooklyn Dodgers (1948)

DARDEN, Jaelon, WR – Tampa Bay Buccaneers (2021-22), Cleveland Browns (2022-Present)

DAVIDSON, Greg, C – Houston Oilers (1980-82)

DUNBAR, Lance, RB – Dallas Cowboys (2012-16), Los Angeles Rams (2017)

DUNLAP, Lenny, DB – Baltimore Colts (1971), San Diego Chargers (1972-74), Detroit Lions (1975)

ELLIOTT, Tony, NT – New Orleans Saints (1982-88)

GARZA, Dan, E – New York Yankees (1949-51)

GIPSON, Thomas, DT – Oakland Raiders (1971)

GOWIN, Toby, P – Dallas Cowboys (1997-99), New Orleans Saints (2000-02), Dallas Cowboys (2003), New York Jets (2004)

GREENE, Joe, DT – Pittsburgh Steelers (1969-81)

GUYTON, Jalen, WR – Los Angeles Chargers (2019-22)

HALL, Kemon, DB – Los Angeles Chargers (2021-22)

HAMILTON, LaDarius, LB – Green Bay Packers (2021-22)

HARDMAN, Cedrick, DE – San Francisco 49ers (1970-79), Oakland Raiders (1980-81)

HAYNES, Abner, RB – Dallas Texans (1960-62), Kansas City Chiefs (1963-64), Denver Broncos (1965-66), Miami Dolphins (1967), New York Jets (1967)

HAYNES, Louis, LB – Kansas City Chiefs (1982-83)

HOLLOWAY, Glen, G – Chicago Bears (1970-73), Cleveland Browns (1974)

HOLTZMAN, Glenn, OL/DL – Los Angeles Rams (1955-58)

KASELL, Brad, LB – Tennessee Titans (2002-05), New York Jets (2006-07)

KNIGHT, Curt, PK – Washington Redskins (1969-73)

LEWIS, Reggie, DL – Tampa Bay Buccaneers (1979-80)

LOCKHART, Spider, DB – New York Giants (1965-75)

LOTT, John, OL – Pittsburgh Steelers (1987)

LOVE, John, WR/K – Washington Redskins (1967), Los Angeles Rams (1972)

LOWE, Lloyd, DB – Chicago Bears (1953-54)

MCWATTERS, Bill, FB – Minnesota Vikings (1964)

MINTER, Michael, DL – Pittsburgh Steelers (1987)

MORRIS, Donnie Joe, RB – Kansas City Chiefs (1974)

MUGG, Garvin, T – Detroit Lions (1945)

MURRAY, Jordan, T – Indianapolis Colts (2022)

OLAWALE, Jamize, FB – Oakland Raiders (2012-17), Dallas Cowboys (2018-19)

ORR, Zach, LB – Baltimore Ravens (2014-16)

PARKER, Buddy, FB – Detroit Lions (1935-36), Chicago Cardinals (1937-43)

PARKER, Willie, OL – Buffalo Bills (1973-79), Detroit Lions (1980)

PEGRAM, Erric, RB – Atlanta Falcons (1991-94), Pittsburgh Steelers (1995-96), New York Giants (1997), San Diego Chargers (1997)

PERKINS, Art, FB – Los Angeles Rams (1962-63)

PHILLIPS, Kim, DB – New Orleans Saints (1989), Buffalo Bills (1990)

PRUETT, Perry, DB – New England Patriots (1971)

RAMSEY, Steve, QB – New Orleans Saints (1970), Denver Broncos (1971-76)

REECE, Beasley, DB – Dallas Cowboys (1976), New York Giants (1977-83), Tampa Bay Buccaneers (1983-84)

RENFRO, Dean, RB – Baltimore Colts (1955)

RENFRO, Ray, HB – Cleveland Browns (1952-63)

ROBERTSON, Craig, LB – Cleveland Browns (2012-15), New Orleans Saints (2016-20)

RUNNELS, Tommy, HB – Washington Redskins (1956-57)

SANDERS, Bob, LB – Atlanta Falcons (1967)

SCALES, Hurles, DB – Chicago Bears (1974), St. Louis Cardinals (1974), Green Bay Packers (1975)

SHANKLIN, Ron, WR – Pittsburgh Steelers (1970-74), Chicago Bears (1976)

SHEPARD, Charlie, HB/DB – Pittsburgh Steelers (1956)

SMITH, Bobby, HB – Buffalo Bills (1964-65), Pittsburgh Steelers (1966)

SMITH, JT, WR – Washington Redskins (1978), Kansas City Chiefs (1978-84), St. Louis/Arizona Cardinals (1985-90)

SPENCER, Cody, LB – Tennessee Titans (2004-05), New York Jets (2006-08)

STARNES, John, P – Atlanta Falcons (1987)

STRICKLAND, Larry, C – Chicago Bears (1954-59)

SWILLEY, Dennis, OL – Minnesota Vikings (1977-87)

WASHINGTON, Fred, T – Washington Redskins (1968)

WATERS, Brian, G – Kansas City Chiefs (2000-10), New England Patriots (2011), Dallas Cowboys (2013)

WHITAKER, Creston, WR – New Orleans Saints (1972)

WHITFIELD, A.D., RB – Dallas Cowboys (1965), Washington Redskins (1966-68)

WILSON, Jeffery, RB – San Francisco 49ers (2018-22), Miami Dolphins (2022)

WITTE, Mark, TE – Tampa Bay Buccaneers (1983-85), Detroit Lions (1987)

WOMBLE, Royce, HB – Baltimore Colts (1954-57), Los Angeles Chargers (1960)

WRIGHT, Ted, HB – Boston Redskins (1934-35), Brooklyn Dodgers (1935)

HISTORY



NFL DRAFT PICKS

| EARLY DRAFT ERA | | | 1936-59 | |
|-----------------|----|------|---------------------|---------------------|
| YEAR | RD | PICK | NAME, POS. | TEAM |
| 1948 | 8 | 64 | Jim Cooper, C | Pittsburgh Steelers |
| | 27 | 253 | Felton Whitlow, T | Pittsburgh Steelers |
| 1949 | 13 | 125 | R.R. Walston, G | Pittsburgh Steelers |
| | 18 | 175 | Dick Nutt, B | New York Giants |
| | 21 | 206 | A.D. Cate, G | New York Giants |
| 1950 | 25 | 326 | Jim Eagles, C | Philadelphia Eagles |
| 1951 | 23 | 268 | Cecil Martin, B | Washington Redskins |
| | 26 | 314 | Quincy Armstrong, C | New York Giants |
| 1952 | 4 | 48 | Ray Renfro, B | Cleveland Browns |
| | 8 | 90 | Bill Bishop, T | Chicago Bears |
| | 16 | 185 | Jim Brewer, G | Philadelphia Eagles |
| 1953 | 13 | 150 | Larry Strickland, C | Chicago Bears |
| | 21 | 248 | Ken Bahnsen, E | San Francisco 49ers |
| | 28 | 335 | Ray Verkick, T | Cleveland Browns |
| 1954 | 11 | 123 | Ken Hall, E | Green Bay Packers |
| | 21 | 248 | John Cavaglieri, T | Washington Redskins |
| | 22 | 263 | Ralph Reynolds, B | San Francisco 49ers |
| | 26 | 310 | Glenn Holtzman, T | Los Angeles Rams |
| 1955 | 2 | 25 | Dean Renfro, B | Cleveland Browns |
| | 8 | 95 | Gene Verkerk, T | Chicago Bears |
| | 9 | 98 | Charlie McGinty, E | Chicago Cardinals |
| | 18 | 208 | Charlie Shepard, B | Baltimore Colts |
| 1956 | 11 | 127 | Dennis Shaw, E | Baltimore Colts |
| | 14 | 168 | Tom Runnels, B | Los Angeles Rams |
| 1958 | 21 | 242 | Ray Toole, B | Chicago Cardinals |
| | 25 | 295 | Bill Groce, B | Pittsburgh Steelers |
| | 28 | 335 | Garland Warren, C | San Francisco 49ers |
| 1959 | 11 | 129 | Ed Gray, T | Chicago Bears |
| | 16 | 187 | Bill Carrico, G | Pittsburgh Steelers |

| AFL AND NFL DRAFT ERA | | | 1960-66 | |
|-----------------------|-----|------|--------------------|---------------------|
| YEAR | RD | PICK | NAME, POS. | TEAM |
| 1960 | 1* | -- | Abner Haynes, RB | Dallas Texans |
| | 1* | -- | Bill Carrico, G | Denver Broncos |
| | 5 | 55 | Abner Haynes, RB | Pittsburgh Steelers |
| | 14 | 158 | Sammy Stanger, C | Los Angeles Rams |
| 1962 | 4 | 44 | Art Perkins, RB | Los Angeles Rams |
| | 8 | 100 | Dick Farris, G | Los Angeles Rams |
| | 18* | 143 | Art Perkins, FB | Houston Oilers |
| | 23* | 184 | Dick Farris, G | San Diego Chargers |
| 1963 | 19 | 260 | Bob Price, C | San Francisco 49ers |
| | 15* | 117 | Winston Freeman, E | Denver Broncos |
| 1964 | 7 | 94 | Bobby Smith, FB | Pittsburgh Steelers |
| | 8 | 103 | Bill McWatters, RB | Minnesota Vikings |
| | 11* | 81 | Bobby Smith, HB | Buffalo Bills |
| | 12 | 167 | Dwain Bean, B | Green Bay Packers |
| 1965 | 12 | 165 | Jim Moore, LB | Detroit Lions |
| | 13 | 169 | Carl Lockhart, DB | New York Giants |
| 1966 | 5 | 80 | Martin Kahn, T | Atlanta Falcons |
| | 9 | 126 | Bob Sanders, C | Atlanta Falcons |

| COMMON DRAFT ERA | | | 1967-69 | |
|------------------|----|------|-------------------|---------------------|
| YEAR | RD | PICK | NAME, POS. | TEAM |
| 1967 | 3 | 69 | Vidal Carlin, QB | St. Louis Cardinals |
| | 7 | 172 | John Love, WR | Washington Redskins |
| 1968 | 8 | 213 | Lindon Endsley, C | Kansas City Chiefs |
| | 8 | 219 | Ed Brantley, T | Cincinnati Bengals |
| | 9 | 221 | Henry Holland, C | Atlanta Falcons |
| | 10 | 273 | James Russell, E | Cincinnati Bengals |
| 1969 | 1 | 4 | Joe Greene, DT | Pittsburgh Steelers |
| | 7 | 160 | Chuck Beatty, DB | Pittsburgh Steelers |
| | 13 | 322 | Michael Shook, DB | Washington Redskins |
| | 16 | 400 | Billy Wood, DB | Denver Broncos |

| MODERN DRAFT ERA | | | 1970-PRESENT | |
|------------------|----|------|----------------------|----------------------|
| YEAR | RD | PICK | NAME, POS. | TEAM |
| 1970 | 1 | 9 | Cedrick Hardman, DE | San Francisco 49ers |
| | 2 | 28 | Ronnie Shanklin, WR | Pittsburgh Steelers |
| | 5 | 126 | Steve Ramsey, QB | New Orleans Saints |
| | 10 | 235 | Glen Holloway, G | Chicago Bears |
| | 16 | 391 | Robert Helterbran, G | Chicago Bears |
| 1971 | 1 | 26 | Lenny Dunlap, DB | Baltimore Colts |
| | 3 | 75 | Willie Parker, C | San Francisco 49ers |
| | 9 | 222 | Wilmur Levels, DB | Cleveland Browns |
| | 14 | 357 | Tom Gipson, DT | Oakland Raiders |
| | 16 | 400 | Glenn Tucker, LB | Washington Redskins |
| 1972 | 13 | 324 | Steve Sullivan, T | New York Jets |
| 1973 | 14 | 355 | Hurles Scales, DB | Cincinnati Bengals |
| 1975 | 14 | 348 | Stan Blackmon, TE | Green Bay Packers |
| 1976 | 9 | 264 | Beasley Reece, DB | Dallas Cowboys |
| | 15 | 431 | Mel Davis, DE | Pittsburgh Steelers |
| 1979 | 3 | 78 | Reginald Lewis, DE | Tampa Bay Buccaneers |
| 1981 | 7 | 175 | Ron Battle, TE | Los Angeles Rams |
| 1982 | 4 | 100 | Louis Haynes, LB | Kansas City Chiefs |
| | 5 | 114 | Tony Elliot, DE | New Orleans Saints |
| 1983 | 11 | 297 | Mark Witte, TE | Tampa Bay Buccaneers |
| 1989 | 3 | 79 | Kim Phillips, DB | New Orleans Saints |
| 1991 | 6 | 145 | Erric Pegram, RB | Atlanta Falcons |
| | 6 | 165 | Scott Bowles, T | San Francisco 49ers |
| 1995 | 6 | 205 | Anthony Bridges, DB | Arizona Cardinals |
| 2004 | 6 | 182 | Cody Spencer, LB | Oakland Raiders |
| 2021 | 4 | 129 | Jaelon Darden, WR | Tampa Bay Buccaneers |

*AFL



NFL NOTABLES

FORMER MEAN GREEN IN THE SUPER BOWL (12 APPEARANCES)

| | | |
|--------|---------------------|-----------------------|
| VII: | Curt Knight, K | Washington Commanders |
| IX: | Joe Greene, DT | *Pittsburgh Steelers |
| | Ron Shanklin, WR | *Pittsburgh Steelers |
| X: | Joe Greene, DT | *Pittsburgh Steelers |
| XIII: | Joe Greene, DT | *Pittsburgh Steelers |
| XIV: | Joe Greene, DT | *Pittsburgh Steelers |
| XV: | Cedrick Hardman, DE | *Las Vegas Raiders |
| XXX: | Erric Pegram, RB | Pittsburgh Steelers |
| XXXVI: | John Baker, P | St. Louis Rams |
| XLVI: | Brian Waters, G | New England Patriots |
| XXXV: | Adrian Awasom, DL | *New York Giants |
| LIV: | Jeff Wilson, RB | San Francisco 49ers |

* – Team won Super Bowl | † – Injured; did not play

FORMER MEAN GREEN TO WIN WALTER PAYTON NFL MAN OF THE YEAR

| | | |
|-------|-----------------|---------------------|
| 1979: | Joe Green, DT | Pittsburgh Steelers |
| 2009: | Brian Waters, G | Kansas City Chiefs |

FORMER MEAN GREEN IN THE PRO BOWL (33 SELECTIONS)

| | | |
|-------|---------------------|-----------------------|
| 1953: | Ray Renfro, HB/FL | Cleveland Browns |
| 1954: | Bill Bishop, DT | Chicago Bears |
| 1956: | Larry Strickland, C | Chicago Bears |
| 1957: | Ray Renfro, HB/FL | Cleveland Browns |
| 1960: | Ray Renfro, HB/FL | Cleveland Browns |
| 1961: | Abner Haynes, HB | Kansas City Chiefs |
| 1962: | Abner Haynes, HB | Kansas City Chiefs |
| 1964: | Abner Haynes, HB | Kansas City Chiefs |
| 1965: | Bobby Smith, HB | Buffalo Bills |
| 1966: | Spider Lockhart, DB | New York Giants |
| 1968: | Spider Lockhart, DB | New York Giants |
| 1969: | Joe Greene, DT | Pittsburgh Steelers |
| 1970: | Joe Greene, DT | Pittsburgh Steelers |
| 1971: | Joe Greene, DT | Pittsburgh Steelers |
| | Cedrick Hardman, DE | San Francisco 49ers |
| | Curt Knight, K | Washington Commanders |
| 1972: | Joe Greene, DT | Pittsburgh Steelers |
| 1973: | Joe Greene, DT | Pittsburgh Steelers |
| | Ron Shanklin, WR | Pittsburgh Steelers |
| 1974: | Joe Greene, DT | Pittsburgh Steelers |
| 1975: | Joe Greene, DT | Pittsburgh Steelers |
| | Cedrick Hardman, DE | San Francisco 49ers |
| 1976: | Joe Greene, DT | Pittsburgh Steelers |
| 1978: | Joe Greene, DT | Pittsburgh Steelers |
| 1979: | Joe Greene, DT | Pittsburgh Steelers |
| 1980: | J.T. Smith, WR/RET | Kansas City Chiefs |
| 1988: | J.T. Smith, WR/RET | Arizona Cardinals |
| 2004: | Brian Waters, G | Kansas City Chiefs |
| 2005: | Brian Waters, G | Kansas City Chiefs |
| 2006: | Brian Waters, G | Kansas City Chiefs |
| 2008: | Brian Waters, G | Kansas City Chiefs |
| 2010: | Brian Waters, G | Kansas City Chiefs |
| 2011: | Brian Waters, G | New England Patriots |

* selected but did not play due to injury | ** selected but did not play due to Super Bowl

HISTORY

PRO FOOTBALL HALL OF FAME

JOE GREENE • DEFENSIVE LINE

Inducted in 1987 ... Played 13 years for the Pittsburgh Steelers ... four-time Super Bowl champion (IX, X, XIII, XIV) ... two-time NFL Defensive Player of the Year (1972, 1974) ... NFL Defensive Rookie of the Year (1969) ... NFL Man of the Year (1979) ... Eight-time All-Pro (1971-77, 1979) ... 10-time Pro Bowl (1969-76, 1978-79) ... NFL 1970s All-Decade Team ... NFL 75th Anniversary All-Time Team ... NFL 100th Anniversary All-Time Team ... Pittsburgh Steelers No. 75 retired ... Pittsburgh Steelers All-Time Team ... Pittsburgh Steelers Hall of Honor ... 77.5 career sacks

A 1968 consensus All-America at North Texas State, Joe Greene was Pittsburgh's No. 1 pick in the 1969 National Football League Draft. Almost from his first game, the 6-4, 275-pounder showed the superstar talents that established him as the defensive foundation in coach Chuck Noll's program that produced four AFC titles and four Super Bowl victories in the 1970s.

Playing left tackle, Greene was named the NFL Defensive Rookie of the Year in 1969 when he received the first of his 10 Pro Bowl invitations. He was named All-NFL five times and earned all-conference recognition 11 consecutive years from 1969 to 1979. In both 1972 and 1974, when Greene was selected as the NFL Defensive Player of the Year, he played a major role in his team's success.

He had career-high 11 sacks in 1972 when Pittsburgh reached the playoffs for the only the second time in franchise history and first since 1947. In a must-win game against Houston that season, Greene recorded five sacks and a fumble recovery that assured a 9-3 victory for the injury-riddled Steelers.

In 1974, Pittsburgh won its first AFC championship, followed by Super Bowl IX. That year, Greene developed the new tactic of lining up at a sharp angle between the guard and center to disrupt the opposition's blocking assignments. Against both Oakland in the AFC title game and Minnesota in Super Bowl IX, Greene was virtually unstoppable. His pass interception and a critical fumble recovery at the Pittsburgh 5-yard line were major factors in the demise of the Vikings.

Greene was armed with speed, quickness, strength and great determination, and at the peak of his career he could dominate a game almost single-handedly. A natural leader, he captained the Steelers' defensive unit beginning in 1977. Greene opened his career with a 91-game streak that was interrupted by injury in 1975. Durable, he played in 181 of a possible 190 regular-season games.



ALL-PRO SELECTIONS

“MEAN” JOE GREENE

Greene played for the Pittsburgh Steelers from 1969-81. He was a Pro Bowl selection 10 times and was the NFL Rookie of the Year in 1969. He recorded 66 quarterback sacks in his career and is regarded as one of the greatest defensive tackles in the history of the NFL. The anchor of the famed “Steel Curtain” defense that led the Pittsburgh Steelers to four Super Bowl titles, he was inducted into the NFL Hall of Fame in 1987. Greene was inducted into the National Football Foundation College Football Hall of Fame in 1983. He was the fourth player selected in the 1969 NFL Draft after earning All-America honors at North Texas in 1968.

ABNER HAYNES

Haynes made his mark at North Texas as one of the first African-Americans to play college football in the southwest in 1957. He was an All-America pick in 1959 and signed with the Dallas Texans of the AFL after leading North Texas to the Sun Bowl. He was named AFL Player of the Year in 1960 and helped the Texans to the 1962 AFL Title. Haynes rushed for over 4,500 yards during his pro career and was an AFL All-Star from 1960-63. He had his number retired by the Kansas City Chiefs in 1988 and received the NCAA Silver Anniversary Award in 1985. In 2008, he was inducted into the Texas Sports Hall of Fame.

BRIAN WATERS

Waters was one of the top offensive linemen in the NFL for several years, making four trips to the Pro Bowl and being named All-Pro twice. He was the recipient of the prestigious Walter Payton NFL Man of Year Award in 2009, being recognized for his charitable contributions in addition to his performance on the field. Waters was an undrafted free agent in 1999 before signing with and spending the majority of his career with the Kansas City Chiefs (2000-2010), while also spending time with the New England Patriots (2011) and Dallas Cowboys (2013). Waters was inducted into the Kansas City Chiefs Ring of Honor during the 2019 NFL season.

RAY RENFRO

Renfro spent 12 years in the National Football League, all with the Cleveland Browns from 1952-1963. Renfro was a three-time selection to the Pro Bowl in 1953, 57 and 1960. He was drafted 48th overall in the 1952 NFL draft after a successful career at North Texas where he was named first team All-America running back by the Associated Press in 1951.

ZACH ORR

Orr was named a 2016 Associated Press Second Team All-Pro selection in just his third season in the NFL. Originally signed as an undrafted free agent, Orr combined for 30 tackles during his first two seasons in Baltimore. He burst onto the scene as a starter in 2016 and led the Ravens in tackles with 132 (91 solo), while also posting three interceptions, a forced fumble and two fumble recoveries in 15 appearances. His 132 total tackles tied for ninth-most in the NFL. Unfortunately, Orr was forced to retire at the age of 24, due to a congenital neck condition prior to the 2017 season.

J.T. SMITH

Smith earned his reputation in the NFL as one of the premiere punt returners of his time. Smith was selected to two Pro Bowl games and was once named first team All-Pro for his returning prowess, which he led the league with in both 1979 and 1980. He also led the NFL in receptions in 1987 as a member of the St. Louis Rams. Smith played 13 years with three different teams, including seven years with the Kansas City Chiefs, where he finished as the team’s all-time leader in punt returns.

CEDRIC HARDMAN

Hardman played 12 years in the NFL, 10 with the San Francisco 49ers and two with the Oakland Raiders. Hardman was a first round draft pick (ninth overall) of the 49ers in 1970 and was a two-time Pro Bowl selection in 1971 and 1975. He is still the all-time sacks leader for the 49ers and was a member of the Raiders 1981 Super Bowl Championship team.



NFL BREAKDOWN

ARIZONA CARDINALS

DRAFT CHOICES

| YEAR | RND | PICK | NAME, POS. |
|------|-----|------|---------------------|
| 1955 | 9 | 98 | Charlie McGinty, E |
| 1958 | 21 | 242 | Ray Toole, B |
| 1967 | 3 | 69 | Vidal Carlin, QB |
| 1995 | 6 | 205 | Anthony Bridges, DB |

ALL-TIME ROSTER

| NAME, POS. | YEARS |
|-------------------|---------|
| Chuck Beatty, DB | 1972 |
| Buddy Parker, FB | 1937-43 |
| Hurles Scales, DB | 1974 |
| JT Smith, WR | 1985-90 |

ATLANTA FALCONS

DRAFT CHOICES

| YEAR | RND | PICK | NAME, POS. |
|------|-----|------|------------------|
| 1966 | 5 | 80 | Martin Kahn, T |
| 1966 | 9 | 126 | Bob Sanders, C |
| 1968 | 9 | 221 | Henry Holland, C |
| 1991 | 6 | 145 | Erric Pegram, RB |

ALL-TIME ROSTER

| NAME, POS. | YEARS |
|------------------|---------|
| Erric Pegram, RB | 1991-94 |
| Bob Sanders, LB | 1967 |
| John Starnes, P | 1987 |

BALTIMORE RAVENS

DRAFT CHOICES

| YEAR | RND | PICK | NAME, POS. |
|------|-----|------|------------|
| None | | | |

ALL-TIME ROSTER

| NAME, POS. | YEARS |
|-----------------|---------|
| Nate Brooks, DB | 2020 |
| Zach Orr, LB | 2014-16 |

BUFFALO BILLS

DRAFT CHOICES

| YEAR | RND | PICK | NAME, POS. |
|------|-----|------|-----------------|
| 1964 | 11* | 81 | Bobby Smith, HB |

ALL-TIME ROSTER

| NAME, POS. | YEARS |
|-------------------|---------|
| Willie Parker, OL | 1973-79 |
| Kim Phillips, DB | 1990 |
| Bobby Smith, HB | 1964-65 |

CAROLINA PANTHERS

DRAFT CHOICES

| YEAR | RND | PICK | NAME, POS. |
|------|-----|------|------------|
| None | | | |

ALL-TIME ROSTER

| NAME, POS. | YEARS |
|------------|-------|
| None | |

CHICAGO BEARS

DRAFT CHOICES

| YEAR | RND | PICK | NAME, POS. |
|------|-----|------|----------------------|
| 1952 | 8 | 90 | Bill Bishop, T |
| 1953 | 13 | 150 | Larry Strickland, C |
| 1955 | 8 | 95 | Gene Verkerk, T |
| 1959 | 11 | 129 | Ed Gray, T |
| 1970 | 10 | 235 | Glen Holloway, G |
| 1970 | 16 | 391 | Robert Helterbran, G |

ALL-TIME ROSTER

| NAME, POS. | YEARS |
|---------------------|---------|
| Joe Abbey, D | 1948 |
| Bill Bishop, DT/T | 1952-60 |
| Glen Holloway, G | 1970-73 |
| Lloyd Lowe, DB | 1953-54 |
| Hurles Scales, DB | 1974 |
| Ron Shanklin, WR | 1976 |
| Larry Strickland, C | 1954-59 |

CINCINNATI BENGALS

DRAFT CHOICES

| YEAR | RND | PICK | NAME, POS. |
|------|-----|------|-------------------|
| 1968 | 8 | 219 | Ed Brantley, T |
| 1968 | 10 | 273 | James Russell, E |
| 1973 | 14 | 355 | Hurles Scales, DB |

ALL-TIME ROSTER

| NAME, POS. | YEARS |
|------------|-------|
| None | |

CLEVELAND BROWNS

DRAFT CHOICES

| YEAR | RND | PICK | NAME, POS. |
|------|-----|------|-------------------|
| 1952 | 4 | 48 | Ray Renfro, B |
| 1953 | 28 | 335 | Ray Verkick, T |
| 1955 | 2 | 25 | Dean Renfro, B |
| 1971 | 9 | 222 | Wilbur Levels, DB |

All-Time Roster

| NAME, POS. | YEARS |
|---------------------|---------|
| Quincy Armstrong, C | 1954 |
| Jaelon Darden, WR | 2022 |
| Glen Holloway, G | 1974 |
| Ray Renfro, HB | 1952-63 |
| Craig Robertson, LB | 2012-15 |

DALLAS COWBOYS

DRAFT CHOICES

| YEAR | RND | PICK | NAME, POS. |
|------|-----|------|-------------------|
| 1976 | 9 | 264 | Beasley Reece, DB |

ALL-TIME ROSTER

| NAME, POS. | YEARS |
|--------------------|---------------|
| Lance Dunbar, RB | 2012-16 |
| Toby Gowin, P | 1997-99, 2003 |
| Jamize Olawale, FB | 2018-19 |
| Beasley Reece, DB | 1976 |
| Brian Waters, G | 2013 |
| A.D. Whitfield, RB | 1965 |

DENVER BRONCOS

DRAFT CHOICES

| YEAR | RND | PICK | NAME, POS. |
|------|-----|------|--------------------|
| 1960 | 1* | -- | Bill Carrico, G |
| 1963 | 15* | 117 | Winston Freeman, E |
| 1969 | 16 | 400 | Billy Wood, DB |

ALL-TIME ROSTER

| NAME, POS. | YEARS |
|------------------|---------|
| Abner Haynes, RB | 1965-66 |
| Steve Ramsey, QB | 1971-76 |

DETROIT LIONS

DRAFT CHOICES

| YEAR | RND | PICK | NAME, POS. |
|------|-----|------|---------------|
| 1965 | 12 | 165 | Jim Moore, LB |

ALL-TIME ROSTER

| NAME, POS. | YEARS |
|-------------------|---------|
| Lenny Dunlap, DB | 1971 |
| Garvin Mugg, T | 1945 |
| Buddy Parker, FB | 1935-36 |
| Willie Parker, OL | 1980 |
| Mark Witte, TE | 1987 |

GREEN BAY PACKERS

DRAFT CHOICES

| YEAR | RND | PICK | NAME, POS. |
|------|-----|------|-------------------|
| 1954 | 11 | 123 | Ken Hall, E |
| 1964 | 12 | 167 | Dwain Bean, B |
| 1975 | 14 | 348 | Stan Blackmon, TE |

ALL-TIME ROSTER

| NAME, POS. | YEARS |
|-----------------------|---------|
| LaDarius Hamilton, LB | 2021-22 |
| Hurles Scales, DB | 1975 |

HOUSTON TEXANS

DRAFT CHOICES

| YEAR | RND | PICK | NAME, POS. |
|------|-----|------|------------|
| None | | | |

All-Time Roster

| NAME, POS. | YEARS |
|------------|-------|
| None | |

INDIANAPOLIS COLTS

DRAFT CHOICES

| YEAR | RND | PICK | NAME, POS. |
|------|-----|------|--------------------|
| 1955 | 18 | 208 | Charlie Shepard, B |
| 1956 | 11 | 127 | Dennis Shaw, E |
| 1971 | 1 | 26 | Lenny Dunlap, DB |

ALL-TIME ROSTER

| NAME, POS. | YEARS |
|-------------------|---------|
| Phil Armour, C | 2000 |
| Lenny Dunlap, DB | 1971 |
| Jordan Murray, OT | 2022 |
| Dean Renfro, RB | 1955 |
| Royce Womble, HB | 1954-57 |

HISTORY



NFL BREAKDOWN

JACKSONVILLE JAGUARS

DRAFT CHOICES

| YEAR | RND | PICK | NAME, POS. |
|------|-----|------|------------|
| None | | | |

ALL-TIME ROSTER

| NAME, POS. | YEARS |
|------------|-------|
| None | |

KANSAS CITY CHIEFS

DRAFT CHOICES

| YEAR | RND | PICK | NAME, POS. |
|------|-----|------|-------------------|
| 1960 | 1* | -- | Abner Haynes, RB |
| 1968 | 8 | 213 | Lindon Endsley, C |
| 1982 | 4 | 100 | Louis Haynes, LB |

ALL-TIME ROSTER

| NAME, POS. | YEARS |
|-----------------------|---------|
| Abner Haynes, RB | 1960-64 |
| Louis Haynes, LB | 1982-83 |
| Donnie Joe Morris, RB | 1974 |
| JT Smith, WR | 1978-84 |
| Brian Waters, G | 2000-10 |

LAS VEGAS RAIDERS

DRAFT CHOICES

| YEAR | RND | PICK | NAME, POS. |
|------|-----|------|------------------|
| 1971 | 14 | 357 | Tom Gipson, DT |
| 2004 | 6 | 182 | Cody Spencer, LB |

ALL-TIME ROSTER

| NAME, POS. | YEARS |
|---------------------|---------|
| Thomas Gipson, DT | 1971 |
| Cedrick Hardman, DE | 1980-81 |
| Jamize Olawale, FB | 2012-17 |

LOS ANGELES CHARGERS

DRAFT CHOICES

| YEAR | RND | PICK | NAME, POS. |
|------|-----|------|----------------|
| 1962 | 23* | 184 | Dick Farris, G |

ALL-TIME ROSTER

| NAME, POS. | YEARS |
|------------------|---------|
| Lenny Dunlap, DB | 1971 |
| Jalen Guyton, WR | 2019-22 |
| Kemon Hall, DB | 2021-22 |
| Erric Pegram, RB | 1997 |
| Royce Womble, HB | 1960 |

LOS ANGELES RAMS

DRAFT CHOICES

| YEAR | RND | PICK | NAME, POS. |
|------|-----|------|-------------------|
| 1954 | 26 | 310 | Glenn Holtzman, T |
| 1956 | 14 | 168 | Tom Runnels, B |
| 1960 | 14 | 158 | Sammy Stanger, C |
| 1962 | 4 | 44 | Art Perkins, RB |
| 1962 | 8 | 100 | Dick Farris, G |
| 1981 | 7 | 175 | Ron Battle, TE |

ALL-TIME ROSTER

| NAME, POS. | YEARS |
|------------------------|---------|
| John Baker, P | 2000-01 |
| Ron Battle, TE | 1981-82 |
| Lance Dunbar, RB | 2017 |
| Glenn Holtzmann, OL/DL | 1955-58 |
| John Love, WR/K | 1972 |
| Art Perkins, FB | 1962-63 |

MIAMI DOLPHINS

DRAFT CHOICES

| YEAR | RND | PICK | NAME, POS. |
|------|-----|------|------------|
| None | | | |

ALL-TIME ROSTER

| NAME, POS. | YEARS |
|-------------------|---------|
| Nate Brooks, DB | 2019 |
| Patrick Cobbs, RB | 2006-10 |
| Abner Haynes, RB | 1967 |
| Jeff Wilson, RB | 2022 |

MINNESOTA VIKINGS

DRAFT CHOICES

| YEAR | RND | PICK | NAME, POS. |
|------|-----|------|--------------------|
| 1964 | 8 | 103 | Bill McWatters, RB |

ALL-TIME ROSTER

| NAME, POS. | YEARS |
|--------------------|---------|
| Adrian Awasom, DE | 2011 |
| Tomur Barnes, DB | 1996 |
| Bill Bishop, DT/T | 1961 |
| Bill McWatters, FB | 1964 |
| Dennis Swiley, OL | 1977-87 |

NEW ENGLAND PATRIOTS

DRAFT CHOICES

| YEAR | RND | PICK | NAME, POS. |
|------|-----|------|------------|
| None | | | |

ALL-TIME ROSTER

| NAME, POS. | YEARS |
|------------------|-------|
| Perry Pruett, DB | 1971 |
| Brian Waters, G | 2011 |

NEW ORLEANS SAINTS

DRAFT CHOICES

| YEAR | RND | PICK | NAME, POS. |
|------|-----|------|------------------|
| 1970 | 5 | 126 | Steve Ramsey, QB |
| 1982 | 5 | 114 | Tony Elliot, DE |
| 1989 | 3 | 79 | Kim Phillips, DB |

ALL-TIME ROSTER

| NAME, POS. | YEARS |
|----------------------|---------|
| Tony Elliott, NT | 1982-88 |
| Toby Gowin, P | 2000-02 |
| Kim Phillips, DB | 1989 |
| Steve Ramsey, QB | 1970 |
| Craig Robertson, LB | 2016-20 |
| Creston Whitaker, WR | 1972 |

NEW YORK GIANTS

DRAFT CHOICES

| YEAR | RND | PICK | NAME, POS. |
|------|-----|------|---------------------|
| 1949 | 18 | 175 | Dick Nutt, B |
| 1949 | 21 | 206 | A.D. Cate, G |
| 1951 | 26 | 314 | Quincy Armstrong, C |
| 1965 | 13 | 169 | Carl Lockhart, DB |

ALL-TIME ROSTER

| NAME, POS. | YEARS |
|---------------------|---------|
| Adrian Awasom, DE | 2005-07 |
| Spider Lockhart, DB | 1965-75 |
| Erric Pegram, RB | 1997 |
| Beasley Reece, DB | 1977-83 |

NEW YORK JETS

DRAFT CHOICES

| YEAR | RND | PICK | NAME, POS. |
|------|-----|------|-------------------|
| 1972 | 13 | 324 | Steve Sullivan, T |

ALL-TIME ROSTER

| NAME, POS. | YEARS |
|------------------|---------|
| Toby Gowin, P | 2004 |
| Abner Haynes, RB | 1967 |
| Brad Kassell, LB | 2006-07 |
| Cody Spencer, LB | 2006-08 |

PHILADELPHIA EAGLES

DRAFT CHOICES

| YEAR | RND | PICK | NAME, POS. |
|------|-----|------|---------------|
| 1950 | 25 | 326 | Jim Eagles, C |
| 1952 | 16 | 185 | Jim Brewer, G |

ALL-TIME ROSTER

| NAME, POS. | YEARS |
|------------|-------|
| None | |



NFL BREAKDOWN

PITTSBURGH STEELERS

DRAFT CHOICES

| YEAR | RND | PICK | NAME, POS. |
|------|-----|------|---------------------|
| 1948 | 8 | 64 | Jim Cooper, C |
| 1948 | 27 | 253 | Felton Whitlow, T |
| 1949 | 13 | 125 | R.R. Walston, G |
| 1958 | 25 | 295 | Bill Groce, B |
| 1959 | 16 | 187 | Bill Carrico, G |
| 1960 | 5 | 55 | Abner Haynes, RB |
| 1964 | 7 | 94 | Bobby Smith, FB |
| 1969 | 1 | 4 | Joe Greene, DT |
| 1969 | 7 | 160 | Chuck Beatty, DB |
| 1970 | 2 | 28 | Ronnie Shanklin, WR |
| 1976 | 15 | 431 | Mel Davis, DE |

ALL-TIME ROSTER

| NAME, POS. | YEARS |
|------------------------|---------|
| Chuck Beatty, DB | 1969-72 |
| Joe Greene, DT | 1969-81 |
| John Lott, OL | 1987 |
| Michael Minter, DL | 1987 |
| Erric Pegram, RB | 1995-96 |
| Ron Shanklin, WR | 1970-74 |
| Charlie Shepard, HB/DB | 1956 |
| Bobby Smith, HB | 1966 |

SAN FRANCISCO 49ERS

DRAFT CHOICES

| YEAR | RND | PICK | NAME, POS. |
|------|-----|------|---------------------|
| 1953 | 21 | 248 | Ken Bahnsen, E |
| 1954 | 22 | 263 | Ralph Reynolds, B |
| 1958 | 28 | 335 | Garland Warren, C |
| 1963 | 19 | 260 | Bob Price, G |
| 1970 | 1 | 9 | Cedrick Hardman, DE |
| 1971 | 3 | 75 | Willie Parker, C |
| 1991 | 6 | 165 | Scott Bowles, T |

ALL-TIME ROSTER

| NAME, POS. | YEARS |
|---------------------|---------|
| Ken Bahnsen, FB | 1953 |
| Cedrick Hardman, DE | 1970-79 |
| Jeffery Wilson, RB | 2018-22 |

SEATTLE SEAHAWKS

DRAFT CHOICES

| YEAR | RND | PICK | NAME, POS. |
|------|-----|------|------------|
| None | | | |

ALL-TIME ROSTER

| NAME, POS. | YEARS |
|------------|-------|
| None | |

TAMPA BAY BUCCANEERS

DRAFT CHOICES

| YEAR | RND | PICK | NAME, POS. |
|------|-----|------|--------------------|
| 1979 | 3 | 78 | Reginald Lewis, DE |
| 1983 | 11 | 297 | Mark Witte, TE |
| 2021 | 4 | 129 | Jaelon Darden, WR |

ALL-TIME ROSTER

| NAME, POS. | YEARS |
|-------------------|---------|
| Jaelon Darden, WR | 2021-22 |
| Reggie Lewis, DL | 1979-80 |
| Beasley Reece, DB | 1983-84 |
| Mark Witte, TE | 1983-85 |

TENNESSEE TITANS

DRAFT CHOICES

| YEAR | RND | PICK | NAME, POS. |
|------|-----|------|-----------------|
| 1962 | 18* | 143 | Art Perkins, FB |

ALL-TIME ROSTER

| NAME, POS. | YEARS |
|--------------------|-------------|
| Tomur Barnes, DB | 1994-96, 97 |
| Craig Birdsong, DB | 1987 |
| Rayford Cooks, DE | 1987 |
| Greg Davidson, C | 1980-82 |
| Brad Kassell, LB | 2002-05 |
| Cody Spencer, LB | 2004-05 |

WASHINGTON COMMANDERS

DRAFT CHOICES

| YEAR | RND | PICK | NAME, POS. |
|------|-----|------|--------------------|
| 1951 | 23 | 268 | Cecil Martin, B |
| 1954 | 21 | 248 | John Cavaglieri, T |
| 1967 | 7 | 172 | John Love, WR |
| 1969 | 13 | 322 | Michael Shook, DB |
| 1971 | 16 | 400 | Glenn Tucker, LB |

ALL-TIME ROSTER

| NAME, POS. | YEARS |
|--------------------|---------|
| Tomur Barnes, DB | 1994-96 |
| Curt Knight, PK | 1969-73 |
| John Love, WR/K | 1967 |
| Tommy Runnels, HB | 1956-57 |
| JT Smith, WR | 1978 |
| Fred Washington, T | 1968 |
| A.D. Whitfield, RB | 1966-68 |
| Ted Wright, HB | 1934-35 |

HISTORY



LETTERWINNERS

NOTE: In the event of corrections, please email Taylor.Bryan@unt.edu.

A

Joe Abbey, 1947
 Richard Abbe, 2010, 2011, 2012, 2013
 Chance Adair, 1996, 1997, 1998, 1999
 Oscar Adaway, 2020, 2022
 Adryan Adams, 2008, 2009
 Joe Adams, 1961, 1962
 Joshua Adebayo, 2018
 Ayodele Adedipe, 2010, 2011
 Ayo Adeyi, 2021, 2022
 Kartey Agbottah, 2006, 2007, 2008
 Craig Agnew, 1982-83
 J.B. Airhart, 1927
 Brandon Akpunku, 2008, 2009, 2010, 2011
 Derek Akunne, 2011, 2012, 2013, 2014
 Asher Alberding, 2020, 2021, 2022
 Josh Alexander, 2005
 Anthony Allen, 1991
 Brad Allen, 1990, 91
 Joe Allen, 1969
 Lee Allen, 1965-66
 Hut Allred, 1994, 1996, 1997, 1998
 Alfred Anderson, 1981, 1982, 1983
 Billy Anderson, 1968
 Courtney Anderson, 1974
 Robert Anderson, 1965, 1966
 Stacey Anderson, 1992, 1993
 Ward Anderson, 1939
 Chandler Anthony, 2018, 2019
 LaChris Anyiam, 2010, 2012, 2013
 Ramone Archie, 1998, 99
 Ronnie Arendall, 1956
 Nick Arizaga, 1978, 1979, 1980
 Phillip Armour, 1995, 1996, 1997, 1998
 Quincy Armstrong, 1949, 1950
 Tony Armstrong, 1974
 Bob Arnold, 1945, 1946, 1948
 Leke Asenuga, 2022
 Vernon Ashton, 1940, 1941
 Steve Atchley, 1968, 1969
 Earl Atkins, 1929, 1930, 1931
 John Atkins, 1975
 Shavod Atkinson, 2009, 2010
 Will Atterberry, 2009, 2010, 2011, 2012
 Jason Attaway, 1997, 1998, 1999
 Meredith Atwell, 1925, 1926
 Don Audas, 1956, 1957
 Austin Aune, 2020, 2021, 2022
 Adrian Awasom, 2001, 2002, 2003, 2004

B

Frank Babb, 1975, 1976, 1977, 1978
 Blake Bahner, 1978, 1979
 Gene Bahnsen, 1951, 1952, 1953
 Kenneth Bahnsen, 1949, 1950, 1951
 Mike Bailey, 1964
 Tyler Bailey, 2006, 2007, 2008, 2009
 Chase Baine, 2010, 2011
 Don Baker, 1951, 1952, 1953, 1954
 John Baker, 1997, 1998, 1999
 Tony Baker, 1986, 1987
 Glen Balch, 1921
 Cordale Baldwin, 2003
 Jack Ball, 1982, 1983
 Jason Ball, 1999, 2000, 2001
 Wes Ballou, 1968, 1969
 Michahel Banogu, 2014, 2015
 Ajani Banks, 2006
 Starsky Banks, 1996, 1997, 1998, 1999
 Chris Barber, 2002
 Matt Barber, 1984
 Bernie Barbour, 1967, 1968, 1969
 Clarence Barnes, 1970
 Nelson Barnes, 1976, 1978, 1979, 1980
 Tomur Barnes, 1991
 Isaac Barnett, 1989, 1990
 Creighton Barr, 2015, 2016, 2017
 Harold Bartlett, 1946, 1947
 Mark Bartlett, 1983, 1984
 J. Horace Bass, 1919
 Ronnie Battle, 1977, 1978, 1980
 Dee Baukman, 2016, 2017

Richard Baxter, 1980, 1981
 Nick Bazaldua, 2002, 2003, 2004, 2005
 Bron Beal, 1985, 1986, 1987, 1988
 Blake Bean, 2015
 Dwain Bean, 1962, 1963
 Jason Bean, 2019, 2020
 Jeremy Bean, 2011
 Jeff Beard, 1979, 1980, 1981
 Charles Beatty, 1966, 1967, 1968
 Mark Beaty, 1975, 1976, 1977, 1978
 Russell Beck, 2001, 2002, 2003, 2004
 James Beckam, 1918
 Jake Beckham, 1942
 Aaron Bellazin, 2010, 2011, 2012, 2013
 Bruce Bell, 1975, 1976
 Sam Bell, 1945, 1946
 Ronnie Bell, 1965, 1966
 Frank Belkin, 1922, 1923, 1925
 Allen Bennett, 1964
 Jonah Bense, 2001, 2002
 Bobby Benton, 1967
 George Benz, 1949, 1950
 John Berry, 1913
 Milton Bessent, 1951
 Kenneth Biggers, 1984, 1985, 1987
 Anthony Biggs, 1983
 Craig Birdsong, 1984, 1985
 Bill Bishop, 1949, 1950
 E.B. Bishop, 1925, 1926, 1927
 Joe Bishop, 1975
 John Bishop, 1972
 Roy Bishop, 2002, 2003
 Judie Bitner, 1954
 Stan Blackmon, 1974
 Gabe Blair, 2021, 2022
 Scott Blank, 1997, 1998
 Bob Blanks, 1920
 Andy Blount, 2001, 2002, 2003, 2004
 Robert Blowers, 1990
 Kermit Boaz, 1934, 1935, 1936
 Clay Bode, 1987, 1988, 1989, 1990
 Ben Boehnke, 1954, 1955
 Carroll Boland, 1964, 1965, 1966
 Aaron Bonds, 1970, 1971
 Wayne Bonner, 1945
 Mike Boone, 1995, 1996, 1997
 Ron Boston, 1996, 1997
 Bobby Bottles, 1976
 Ryan Boutwell, 2010, 2011, 2012, 2013
 Don Bowen, 1965
 Toby Bowen, 1979, 1980, 1981
 James Bower, 1963, 1964, 1965
 Phillip Bowers, 1952
 Jeff Bowles, 1994
 John Bowles, 1972, 1973
 Scott Bowles, 1987, 1988, 1989, 1990
 Charles Bowlin, 1951, 1952
 Ben Boyd, 1992
 Merle Boyd, 1960, 1961, 1962
 Richard Boyd, 1938
 Sidney Bradford, 1986, 1987, 1988
 O.L. Bradford, 1934
 D'Andre Bradley, 2015
 Dode Bradley, 1917, 1918
 Matt Bradshaw, 2001, 2002, 2003
 Bob Brady, 1942
 Chris Brainard, 2009
 E.M. Bralley, 1914
 Jacob Brammer, 2018, 2019, 2020, 2021
 Ja'Mel Branch, 2001, 2002, 2003, 2005
 Claude Brannan, 1919, 1921
 Ed Brantley, 1965, 1966, 1967
 Bill Brashier, 1949, 1950, 1951
 George Bray, 1970
 Jim Braymer, 1954, 1955, 1956
 Billy Brewer, 1985, 1986, 1987
 Carl Brewer, 1986, 1988
 Grady Brewer, 2022
 James Brewer, 1949, 1950
 Keegan Brewer, 2018
 N.H. Brewer, 1923
 Andy Brewster, 2001, 2002, 2003, 2004
 Jim Brewster, 1968, 1969
 Eric Bridges, 2000, 2001, 2002
 Richard Bridges, 1998, 1999, 2000, 2001
 Mike Briscoe, 1969, 1970

Phil Broadus, 1980, 1981, 1982, 1983
 David Brooks, 1991, 1992
 Nate Brooks, 2015, 2016, 2017, 2018
 Andy Broome, 1974
 Charles Brown, 2005, 2007, 2008
 Chris Brown, 1990, 1991, 1992, 1993
 Cole Brown, 2019, 2020, 2021, 2022
 David Brown, 1991, 1992, 1993, 1994
 Detraevon Brown, 2021
 Greg Brown, 2008, 2009, 2010, 2011
 Jeff Brown, 1975, 1976, 1977
 Jeremy Brown, 2004, 2005, 2006
 Jeremy Brown, 2012
 John Brown, 1974
 Jordan Brown, 2020, 2021, 2022
 Kevin Brown, 1979
 Lawrence Brown, 2006, 2007
 Roderick Brown, 2021, 2022
 Azel Browning, 1927, 1928, 1929
 L.L. Browning, 1926
 Jason Bruner, 2011
 Randy Bruns, 1980, 1981
 J.H. Buckingham, 1914
 Jonas Buckles, 2001, 2002, 2003, 2004
 Jimmy Burch, 1961, 1962, 1963
 Lonnie Burgess, 1982, 1983
 Bobby Burk, 1990
 Raymond Burks, 2012
 Hardy Burke, 1964, 1965, 1966
 Ken Burkhalter, 1960, 1961
 Jimmy Burkholder, 1973, 1974, 1975, 1976
 C.K. Burns, 1937
 David Burns, 1991, 1992
 Roderic Burns, 2020, 2021, 2022
 Beau Burruss, 2007
 Blake Burruss, 2004, 2005, 2006
 David Busby, 2012
 Antoine Bush, 2006, 2007, 2008, 2009
 Rico Bussey, Jr., 2017, 2018
 Bert Butaud, 1949, 1950
 Kenny Buyers, 2012, 2013, 2014, 2016
 Joey Byerly, 2004
 Daxton Byers, 2022
 Aubrey Byerly, 1970, 1971, 1972
 Brett Byland, 1990, 1991, 1992
 Chris Bynes, 2011, 2012
 Brandin Byrd, 2010, 2011, 2012, 2013
 Hal Byrd, 1958, 1959

C

Brendan Campbell, 2012, 2013
 Byron Campbell, 2001
 W.M. Campbell, 1913
 Kip Camp, 1951, 1952
 Marcus Camper, 1985, 1986, 1987, 1988
 Tevinn Cantly, 2009, 2010, 2011, 2012
 Jeff Cantrell, 1985, 1986, 1987, 1988
 Carl Caldwell, 2014
 Chris Cardwell, 1984, 1985, 1987
 Evan Cardwell, 2001, 2002, 2003, 2004
 Darius Carey, 2009, 2010
 Vidal Carlin, 1965, 1966
 Brian Carlson, 2006, 2007
 Silakivai Carmichael, 2020
 C. L. Carr, 1941, 1942
 Herby Carr, 1963, 1964
 Bill Carrico, 1958, 1959
 Daizion Carroll, 2019, 2020, 2021
 Greg Carter, 1981, 1982, 1983
 Kenneth Carter, 1951
 Tyrone Carter, 2002, 2004, 2005, 2006
 Jordan Case, 1978, 1979
 Taylor Casey, 2000, 2001, 2002, 2003
 Walter Casey, 1987, 1988, 1989, 1990
 Dick Caskey, 1917
 Chris Cassidy, 2020
 Tory Castillo, 1993, 1994, 1995, 1996
 John Castrese, 1997
 A.D. Cate, 1946, 1947, 1948
 James Cate, 1932, 1933
 John Cavaglieri, 1951
 Mike Cavender, 1969
 George Cecil, 1973, 1974
 Andy Chambers, 1964
 Bruce Chambers, 1976, 1977, 1978, 1979

Lonnie Chambers, 2003, 2004
 Terry Champagne, 1976, 1977, 1978
 Ken Chambliss, 1981
 Winston Chance, 1946
 Brelan Chancellor, 2010, 2011, 2012, 2013
 Jimmy Chaney, 2005
 Jeremiah Chapman, 2004, 2005, 2006, 2007
 Joe Chapman, 1922, 1923
 Keith Chapman, 1985, 1986, 1987, 1988
 Walter Chapman, 1973, 1974, 1975, 1977
 John Chappell, 1977
 David Chapple, 2020
 Carlen Charleston, 1980, 1981, 1982, 1983
 Desmon Chatman, 2006
 Aaron Chavers, 2003, 2004
 John Chelf, 2014
 Benny Cherry, 1993, 1994, 1996, 1997
 Willie Cherry, 1965, 1966
 Will Chinn, 1997, 2000
 Tim Christian, 1994, 1995, 1996, 1997
 Bill Christie, 1959, 1960, 1961
 Caleb Chumley, 2017, 2018
 John Chupp, 1992
 Justin Claborn, 2000, 2001, 2002, 2003
 Billy Ray Clark, 1949, 1950
 Richard Clark, 1990
 Colton Clay, 2011
 Dominic Clay, 1997
 Ervin Clay, 1939, 1940, 1941
 Lee Clay, 2002, 2003
 J.D. Clayton, 1940
 Raymond Clement, 1958, 1959, 1960
 Charles Clemmons, 1974, 1975
 Fred Clotiaux, 1949, 1950
 James Clotiaux, 1948
 Fred Cobbs, 1918, 1919
 John Cobb, 1918
 Patrick Cobbs, 2001, 2002, 2003, 2005
 Chris Coit, 1998
 Charlie Cole, 1956, 1957
 Mack Cole, 2008
 Vernon Cole, 1957, 1958, 1959
 Anthony Coleman, 1994, 1995, 1996
 Tubby Coleman, 1995, 1996, 1997, 1998
 Tim Collier, 1988
 A.V. Collins, 1946, 1947, 1948
 Bill Collins, 1913, 1914, 1916
 Carrol Collins, 1936, 1937
 Danny Collins, 1970
 Darrin Collins, 1986, 1987, 1988
 David Collins, 2006
 Milton Collins, 1978, 1979
 Williams Collins, 1918, 1919
 Caleb Colvin, 2018, 2019, 2020, 2021
 Jared Combs, 2015, 2016
 George Compton, 1913
 Luke Conder, 2000, 2001, 2002, 2003
 Robert Conrad, 1999, 2000, 2002
 DaWaylon Cook, 2008, 2009
 J.F. Cook, 1942
 S. T. Cook, 1918
 Stanley Cook, 1985
 Tony Cook, 1987, 1988, 1989, 1990
 Rayford Cooks, 1980, 1981, 1982, 1983
 Mike Cooksey, 1973, 1976
 Chad Cooley, 2004, 2005, 2006
 Carter Cooper, 1980, 1981
 Hank Cooper, 1964
 Jerome Cooper, 1985, 1986, 1987, 1988
 Jim Cooper, 1946, 1947
 W.A. Cooper, 1915, 1918, 1919, 1920
 Roderick Cotton, 2004
 Mack Cope, 1961, 1962
 Chase Corley, 1998
 Zeb Cornist, 1998, 1999
 Roderick Cotton, 2005, 2006, 2007
 John County, 1991, 1992, 1993
 Garret Courtney, 1997, 1998
 Forrest Covin, 1939, 1940, 1941
 TaRon Covington, 2004, 2005
 Herman Cowley, 1927, 1928, 1929
 Billy Cox, 1976, 1977
 Boyd Cox, 1951
 Charles Cox, 1932, 1933, 1934
 Deavin Cox, 2004, 2005, 2006, 2007
 LeRoy Crabtree, 1927, 1928, 1929



LETTERMEN

Richard Crawford, 1967, 1968
William Crawford, 1927, 1928
Kervin Crenshaw, 1993
Dalton Criswell, 1942
Winton Criswell, 1951, 1952
Jimmy Croft, 1977, 1978, 1979, 1980
Bill Cromer, 1947
Cedric Cromer, 1993, 1994, 1995, 1996
Keelan Crosby, 2018, 2020, 2021, 2022
Mike Crowell, 1974
Chuck Crowsey, 1980, 1981
Alton Crum, 1959, 1960
Noel Crum, 1989, 1990, 1991, 1992
Fatty Cuest, 1917
Eric Cuffee, 1984, 1985
TJ Culberson, 2003, 2004
Mack Cumby, 1974, 1976
J.B. Cunningham, 1915
Wilburn Curnutt, 1946
Hal Curry, 1942
Byron Curtis, 1999, 2000
Zac Cypert, 1979, 1980, 1981

D

C.R. Daffern, 1956
Benige Daniels, 1933, 1934, 1935
Bobby Daniels, 1979, 1980, 1981, 1982
Darrell Daniels, 2001, 2002
Jeff Daniels, 1994
John Darby, 1956, 1957, 1958
Jaelon Darden, 2017, 2018, 2019, 2020
Matthew Dash, 2015
Jacob Daulong, 2022
Ryan Davenport, 2005, 2006, 2007, 2008
Danny David, 1984
Beau Davidson, 2004, 2005, 2006
Bryan Davidson, 1991
Christian Davidson, 2007, 2008, 2009
Greg Davidson, 1976, 1977, 1978, 1979
G.H. Davidson, 1923
Guy Davidson, 1919, 1920, 1921, 1922
Brady Davis, 1981, 1982, 1983
Calvin Davis, 1995, 1996, 1997
Chad Davis, 2013, 2014, 2015, 2016
Dirk Davis, 1984, 1985
Frank Davis, 1972, 1973
Jake Davis, 2017
John Davis, Jr., 2020, 2021
KD Davis, 2018, 2019, 2020, 2021, 2022
Leandre Davis, 2019
Marquese Davis, 2008
Melvin Davis, 1973, 1974, 1975
Mike Davis, 1989, 1990
Scott Davis, 1987, 1988, 1989, 1990
Trey Davis, 2000, 2001, 2002
Tyreke Davis, 2017, 2018, 2019, 2020, 2021
Wallace Davis, 1921, 1922, 1923, 1924
Duane Day, 1958, 1959
Germaine Dawson, 2005, 2006, 2007, 2008
Dustin Dean, 1998, 1999, 2000, 2001
Trent Deans, 2009, 2010, 2011
David Deaton, 1972, 1973, 1974
Grady Deaton, 1916, 1917
Erwin Debose, 1945, 1946, 1948
Richard Defelice, 1991, 1992, 1993
Ira DeFoor, 1941
Horace DeFord, 1949, 1950
Brent DeGroot, 1999, 2000, 2001
Robbie Deheck, 2008, 2009
Ivan Delgado, 2011, 2012
Robert DeLong, 1951, 1952
John Delaney, 1918
Chacory Demart, 1995, 1996
Norman Denney, 1957, 1959
Wiley Denson, 1961
Jesse DeSoto, 2007, 2008, 2009
Sam Dibrell, 2007, 2008
Kevin Dickerson, 2008, 2009
Steve Dieb, 1977, 1978, 1979
Dennis Dillard, 1973, 1974, 1975, 1976
Malik Dilonga, 2014, 2015, 2016
Billy Dinkle, 1947
E.C. Ditttrich, 1935
Larry Dixon, 1976, 1977, 1978, 1979
Demario Dixon, 2010

Lester Dixon, 1985
Preston Dixon, 1984, 1985, 1986, 1987
Ray Dodds, 1949, 1950
Riley Dodge, 2009, 2010
Odell Dodson, 1922, 1923
Mike Dooley, 1974, 1975, 1976
Kenneth Dotson, 2020
Ryan Downing, 2010, 2011
Kelvin Drake, 2006, 2007, 2009, 2010
Paul Draper, 1966, 1967
Kirk Drew, 1949, 1950
Bryce Drummond, 2022
Erwin DuBose, 1948, 1949
Albert Dudley, 1937, 1938
Charles Duffey, 1949, 1950
Kam Duhon, 2017
Scott Dukatnik, 1990, 1991, 1992, 1993
Lance Dunbar, 2008, 2009, 2010, 2011
Jett Duncan, 2020, 2021, 2022
Blake Dunham, 2012, 2014
Donald Dunlap, 1973, 1974
Leonard Dunlap, 1969, 1970
Steve Dunn, 1971
John Dunsworth, 1924
Nate Durham, 2018, 2019, 2020, 2021
Raifu Durodoye, 2005, 2006, 2007
Robert Duty, 1958, 1959, 1960

E

Jim Eagle, 1946, 1947, 1948
Shawn Early, 2002, 2003, 2004
Gary Easley, 1974, 1975
Loren Easley, 2019
Red Echols, 1928, 1929, 1930
A. G. Edens, 1941
Dralves Edwards, 1970, 1971
John Edwards, 1971
Leland Edwards, 1935, 1936
E.J. Ejiya, 2016, 2017, 2018
Henry Eke, 2006
Jack Elder, 1931, 1933
Lester Elder, 1932
David Eliff, 1979, 1980
Howard Ellenburg, 1937
Tony Elliott, 1980, 1981
David Ellis, 1964
Mike Ellis, 1975
Sed Ellis, 2013, 2014, 2015
Lawrence Ellis, 1997, 1998, 1999, 2000
Jerry Ellison, 1971, 1972
Marquis Ellison, 2005
Fred Ende, 1973, 1974, 1975
Lindy Endsley, 1966, 1967
Kent Englehardt, 1991, 1992, 1993
Bryce English, 2018
Lee English, 1978, 1979, 1980, 1981
Trey Enterline, 2015, 2016
Donald Ericks, 1989, 1990
Brad Eskridge, 1987, 1988
Zed Evans, 2013
Andy Everest, 1974, 1975, 1976
A.J. Ezzard, 2015

F

Mack Faggett, 1980, 1981, 1982, 1983
Tim Faison, 2018
Darrin Faler, 1996, 1997
Tim Falgout, 1962, 1963
Luther Fambro, 1945, 1946, 1947, 1948,
Gerald Farley, 1994, 1995
Eugene Farmer, 1990
Richard Farris, 1961, 1962
Sean-Thomas Faulkner, 2021, 2022
Don Fechtman, 1974, 1976, 1977
Coleman Feeley, 2008, 2010, 2012
Joe Ferguson, 1962, 1963
Cedric Fernandes, 2015, 2017, 2018
Guy Fernandez, 2005
Herb Ferrill, 1946, 1947, 1948
Lewis Fields, 1988, 1989, 1990
Reggie Finch, 1991, 1992
Mason Fine, 2016, 2017, 2018, 2019
Robert Finklea, 1964, 1965
Cortney Finney, 2015, 2016
Mike Fisher, 1981, 1983

Robert Fisher, 1968
Casey Fitzgerald, 2005, 2006, 2007, 2008
Mike Flanagan, 1989, 1990
Ed Fleming, 1985
Ronnie Fleming, 1971, 1972
Noe Flores, 1959, 1960, 1961
Andy Flusche, 2014, 2015, 2016, 2017
Ken Fontno, 1971
Willie Forbes, 2015
Charles Ford, 1989, 1990, 1991
Edsel Ford, 1987, 1988
Steven Ford, 2011
Tony Ford, 1972, 1973, 1974
Nance Formagus, 1940, 1941
Aaron Fortenberry, 2009, 2010, 2011, 2012
Avery Fortenberry, 2015
Joel Foster, 2003, 2004, 2006
Rudy Forti, 1994, 1995
Tommy Fouts, 1937
Guy Fowler, 1964, 1965
Lyndon Fox, 1969, 1970, 1971
Jimmy Franklin, 1969, 1970, 1971, 1972
Troy Franklin, 2008
Fred Freeman, 1928, 1929
Winston Freeman, 1960, 1961, 1962
Ulysses Fromm, 1922, 1923
Asher Frow, 2019
Kelly Fry, 1975, 1976, 1977
Randy Fry, 1975, 1976
Zach Fry, 1973, 1974
Randall Fuller, 1990, 1991
Bobby Furrh, 1946, 1948
Brian Futrell, 1998, 1999

G

DeShawn Gaddie, 2019, 2020, 2021, 2022
Frank Gaines, 2010
Kevin Galbreath, 2001, 2002
Paul Gallamore, 1988, 1989, 1990
Nick Gallo, 2022
Bob Gandy, 1949, 1950
Judge Gambill, 1927
Bernard Gantt, 1913
Randy Gardner, 2000, 2001, 2002
Brandon Garner, 2015, 2016, 2017, 2018
J.C. Garrett, 1973
Dan Garza, 1942
Tony Gates, 1996, 1997, 1998, 1999
Mike Gattis, 1967, 1968
Adkins Gay, 1933
Clayton George, 1990, 1991, 1992, 1993
Jaxon Gibbs, 2019
James Gibson, 1966, 1967, 1968
LeRoy Gibson, 1942, 1946
Travis Gibson, 1990, 1991, 1992, 1993
Joe Gieb, 1942, 1945, 1946
Troy Gilbert, 1961
James Victor Gill, 2007, 2008, 2009, 2010
Richard Gill, 1968, 1969
Steve Gilliland, 1994
Conor Gilmartin Donohue, 2010
Eddrick Gilmore, 2005, 2007, 2008, 2009
Tom Gipson, 1969, 1970
Lennis Givens, 1970
Bryan Glass, 2007, 2008
Rex Glendenning, 1976, 1977, 1978
John Glenn, 1952
Tommy Glenn, 1965, 1966
Bill Glover, 1935
Chris Glover, 1988
Sam Golden, 1971, 1972, 1973
Philip Gonzales, 1962, 1963, 1964
Buck Goode, 1918, 1919, 1920
Charles Goodson, 1960
Derek Gordon, 1998, 1999
Fred Gordon, 1977, 1978
Robbie Gordon, 2007, 2008, 2009, 2010
Terian Goree, 2015, 2016
Ted Gosline, 1971, 1972, 1973
Brian Gothard, 1991, 1992
Toby Gowin, 1993, 1994, 1995, 1996
Benny Graham, 1940, 1941
Brad Graham, 2010, 2011
Jeff Graham, 1994, 1995, 1996
Wynne Graham, 1916, 1917

S.M. Granstaff, 1936
Robert Grant, 1996, 1997
Phillip Graves, 2003, 2004, 2005, 2006
Anterrious Gray, 2020
Dennis Gray, 1964
Edgar Gray, 1956, 1957, 1958
James Gray, 2015, 2016
Tommy Gray, 1949, 1950, 1951
Dominique Green, 2005, 2006
Ollie Green, 1973, 1974, 1975, 1976
Shawn Green, 1997
Thomas Green, 1986, 1987
Charles Greene, 1967
DeLon Greene, 1990, 1991, 1992
Joe Greene, 1966, 1967, 1968
Major Greene, 1987, 1988, 1989, 1990
Harold Greer, 1970
Josh Greer, 2014, 2015
I.B. Griffith, 1920, 1924, 1925
Coylin Grimes, 1994, 1995, 1996, 1997
Robert Griswold, 1967
Bill Groce, 1957, 1958, 1959
Byron Gross, 1987, 1988, 1989, 1990
Sterling Guest, 1995, 1996
Alphie Guillory, 2021, 2022
Josh Gullely, 1995
Var'Keyes Gumms, 2022
Garrett Gunter, 2015
Jalen Guyton, 2017, 2018

H

Glynn Hachtel, 1969, 1970, 1971
JP Hadley, 2022
Eugene Haecker, 1957, 1959
Marvin Hagan, 1977, 1978
David Hagerman, 1977, 1978, 1979
Greg Hahn, 1972
Deion Hair-Griffin, 2018, 2019, 2020
Cory Hall, 2002
Kemon Hall, 2017, 2018
Ken Hall, 1951, 1952
Rodney Hall, 1994, 1995
Scott Hall, 2000, 2001, 2003, 2004
Jimmy Hamic, 1991
Dick Hamilton, 1958, 1959
James Hamilton, 2008, 2009, 2010, 2011
LaDarius Hamilton, 2016, 2017, 2018, 2019
Hugh Hamm, 1978, 1979
Brad Hammit, 1973, 1975, 1976
Bill Hammond, 1951
Lateef Hampton, 1996, 1997
John Hansard, 1919, 1920, 1921
Artie Hanson, 1942
Bob Hardie, 1951, 1952
Cedric Hardman, 1968, 1969
T. K. Hardy, 1949, 1950
Burkley Harkless, 1965, 1966
Dominique Harrison, 2019
Hayden Harrison, 2019
Robert Harmon, 2004, 2005, 2006
Gabe Haro, 1999, 2000, 2001
Lester Harper, 1980, 1981, 1982
Lee Harrington, 1973, 1974
Bob Harris, 1930, 1931
Carlos Harris, 2012, 2013, 2014, 2015
Jeff Harris, 1997, 1998, 1999, 2000
Kevin Harris, 1982, 1983
Sidney Harris, 1974, 1975
E.B. Harriss, 1925, 1926
Allan Harrison, 2003, 2004
Hayden Harrison, 2018
Bo Harrison, 1994, 1995, 1996, 1997
Tommy Harrison, 2001, 2002, 2003, 2004
Paul Hartsfield, 1991, 1992
Aaron Harvey, 2003
Nick Harvey, 2019
Pete Harvey, 1978, 1979, 1980, 1981
Richard Harvey, 1949, 1950, 1951
Gerry Hawkins, 1960, 1961, 1962
Carl Hayes, 1970
Mike Hayner, 1971, 1972
Abner Haynes, 1957, 1958, 1959
Charles Haynes, 1967
Howard Haynes, 1931, 1932
Louis Haynes, 1979, 1980, 1981



LETTERMEN

Jack Hays, 1952, 1953
Lynn Heathman, 1988
Clyde Hebert, 1970, 1971, 1972
Cole Hedlund, 2018
Don Helms, 1931
Bart Helsley, 1989, 1990
Bob Helterbran, 1968, 1969
Jack Hemby, 1967
Keronna Henderson, 2005, 2006, 2007, 2008
Ralph Henderson, 1978, 1979, 1980
R.C. Hendrix, 1975, 1976
Rick Hendrix, 1979
Chad Henkleman, 1993, 1994, 1995
Mike Henry, 1975, 1976, 1977
Randy Henry, 1967
T.J. Henson, 2016, 2017
George Herring, 1957, 1958, 1959
Wilson Herring, 1931, 1932
Julian Herron, 2010, 2011
Darron Hester, 1998, 1999
Lanier Hester, 1935, 1936, 1937
Fred Hickman, 1949, 1950
Michael Hickmon, 1999, 2000, 2001, 2002
Gary Hicks, 1966
Shawn Hicks, 1991, 1992
Olvis Hicks, 1940
Cliff Higgs, 2005, 2006, 2007
Michael High, 1991, 1992, 1993, 1994
Wayne Hightower, 1947
Kameron Hill, 2021
Kylie Hill, 2008, 2009
Morcellius Hill, 1995, 1996, 1997
Royce Hill, 2008, 2009, 2010, 2011
Rusty Hill, 1980, 1981, 1982
L.W. Hillian, 1936, 1937
Richard Hinch, 1971, 1972
Greg Hirsch, 1993, 1994
George Hoagland, 1952, 1953
Ian Hobbs, 2000, 2002, 2003
Preshie Hodge, 1971
Byron Hoffereck, 1986, 1987
Robert Hoffman, 1995
Joe Holbert, 1935, 1936
Clint Holden, 1988
Gabe Holivay, 2008, 2009
Henry Holland, 1965, 1966, 1967
Kendrick Hollie, 1996, 1997, 1998
J.T. Hollins, 1974, 1975, 1976
Chuck Holloway, 1959, 1960, 1961
Glen Holloway, 1967, 1968, 1969
Aaron Holly, 1999, 2000
Louis Holman, 1971, 1972, 1973
Maurice Holman, 2005, 2006, 2007
Johnnie Holmes, 1980, 1981, 1982, 1983
Glenn Holtzman, 1952, 1953
Demonte Hood, 2016
Dennis Hopovac, 2003, 2004, 2005, 2006
Nick Hoppe, 1999, 2000
Chris Hornbeak, 1993, 1994, 1995, 1996
Kaylor Horton, 2022
Randy Horton, 1989, 1990
Christian Hosley, 2017, 2018
Kevin Howard, 2000, 2001, 2002, 2004
Oscar Howard, 1965
Tom Howarth, 1928, 1928, 1929
Maxwell Howe, 1941
Kyle Howell, 2019, 2020, 2021
Tom Howey, 1979, 1980, 1981, 1982
Willie Hubbard, 2012
Tommie Hudgins, 1946
Randy Hudson, 1985
Willis Hudson, 1993, 1994, 1995
Roy Huffines, 1919
Bill Hughes, 1917
Bobby Hughes, 1951, 1952
Griff Hughes, 1952
Michael Hughes, 1980, 1982, 1983
Willie Hughes, 1989, 1990, 1991, 1992
Ronald Hull, 2006
Rex Humbarger, 1971, 1972, 1974
Roy Humphrey, 1968
Ray Hundley, 1922, 1923, 1924, 1925
David Hunt, 1982, 1983, 1985
Steve Hunt, 1995, 1996, 1997
W.A. Hunter, 1940
Chris Hurd, 2000, 2001, 2002, 2003

Leslie Hurley, 1997
Eli Hutchison, 2004, 2005

I
Norm Ingebritsen, 1951, 1952
Glenn Ingram, 1966
Warren Isaac, 1972, 1973, 1974
Willy Ivery, 2015, 2016
James Ivy, 1966, 1967, 1968

J
Mike Jacko, 1981, 1982, 1983
Bernard Jackson, 1978, 1979
BK Jackson, 2022
Brandon Jackson, 2004, 2005, 2006, 2007
Bryson Jackson, 2021
Enoch Jackson, 2021, 2022
Hilbert Jackson, 2011, 2012, 2013
Jamaal Jackson, 2009, 2010
Kelvin Jackson, 2009, 2010
Quinetin Jackson, 2017, 2018
Rashad Jackson, 2015
Roland Jackson, 1992, 1993, 1994, 1995
Ty Jackson, 1999, 2000, 2001
Vance Jackson, 1973
Zahodri Jackson, 2022
Coy Jacobs, 1992, 1993
H.G. James, 1913, 1914
I.T. James, 1937, 1939
Leonard James, 1938
Sean January, 2010, 2011
Harlan Jefferson, 1980, 1981, 1982, 1983
Eric Jenkins, 2016, 2017
Lavelle Jenkins, 1974, 1975
Clay Jennings, 1992, 1993, 1994, 1995
Leonard Jeter, 1963
Antoinne Jimmerson, 2012, 2013, 2014, 2015
Dick Johns, 1936, 1937
Antonio Johnson, 2011, 2012, 2013, 2014
Bill Johnson, 1986, 1987, 1988
Brandon Johnson, 2013
Breece Johnson, 2007, 2008, 2010, 2011
Cam Johnson, 2017, 2018, 2019, 2020
Charles A. Johnson, 1971, 1972, 1973
Charles Johnson, 1975
Clifford Johnson, 1938
Churn Johnson, 1919
D.O. Johnson, 2013
Evan Johnson, 2017, 2018, 2019
Forlando Johnson, 2010, 2011
Garvin Johnson, 1925
Isaiah Johnson, 2020, 2021, 2022
Joe Johnson, 1996, 1997, 1998
J.J. Johnson, 2008, 2009, 2011
Julius Johnson, 1936, 1937, 1938
Kadren Johnson, 2022
Marvin Johnson, 1922, 1923,
Rex Johnson, 1987, 1988
Richard Johnson, 1951, 1952
Robert Johnson, 2022
Roderick Johnson, 2007, 2008
Ta'Shoyn Johnson, 2020, 2022
Tillman Johnson, 2014, 2015, 2016, 2017
Tony Johnson, 2013, 2015
Tre Johnson, 2015
Andrew Jones, 1995, 1996, 1997
Andrew Jones, 2015
Calvin Jones, 1919
Cooper Jones, 2013, 2014
Craig Jones, 2000, 2001, 2002, 2003
James Jones, 2013, 2014
Lowell Jones, 1928
Malcolm Jones, 1976, 1977, 1979, 1980
Mike Jones, 1975, 1976, 1977
Ronnie Jones, 1963, 1964
Steve Jones, 1965
Terry Jones, 1985
Jonathan Jusiewicz, 2002

K
Brad Kadlubar, 2002, 2003, 2004
Martin Kahn, 1963, 1964, 1965
Brad Kassell, 1998, 1999, 2000, 2001
Jeff Katon, 1985, 1986, 1987, 1988

Xzavior Kautai, 2022
Josh Kay, 1999, 2000
Buck Keahey, 1916, 1917, 1918
Eric Keena, 2014, 2015, 2016
Trey Keenan, 2016
Tom Kelly, 1978
Fred Kelsay, 1918, 1919
Jolley Kelsay, 1935, 1936
Horace Kembell, 1942, 1945, 1946
Bill Kemplin, 1947, 1948
Brandon Kennedy, 2000, 2001, 2002, 2003
Alvin Kenworthy, 2018, 2019
Paul Kerestine, 1978, 1979
David Kervin, 1972, 1973
Iseed Khoury, 1975, 1976, 1977
Darvin Kidsy, 2013, 2014, 2015
Don King, 1977, 1978
Garry King, 1973, 1975, 1976, 1977
Jamie King, 2017, 2018, 2019
Leon King, 1957
Bill Kirbie, 1959, 1960, 1961
Kaydon Kirby, 2013, 2014, 2015
David Kirk, 1973, 1975
Frank Klein, 1957, 1958, 1959
Harold Knight, 1963
Jeremy Knott, 2008, 2009
Sidney Knowles, 1922, 1923, 1924
Wenton Knowles, 1932, 1934
Markeith Knowlton, 2001, 2002, 2003, 2004
Brad Koch, 1990, 1991
Marc Koke, 1995, 1996, 1997
Troy Kokjohn, 2008, 2009, 2010, 2011
Mickey Koonce, 1954, 1955
Ted Koonce, 1940, 1941
Tony Krasniqi, 2017
Kail Krider, 2007
Carson Kropp, 2021, 2022
J.B. Kuehl, 1942
Julian Kuehl, 1946, 1948
Will Kuehne, 2020
Dennis Kuithe, 1980, 1981, 1982, 1983
Herb Kunz, 1991
Rich Kuranda, 1988
Larry Kuykendall, 1973, 1974
Roy Kyle, 1940

L
Dennis Lackey, 1967
Dan LaGrasta, 1951, 1952, 1953
Charles Laine, 1951, 1952, 1953
Bill Lalicker, 1945, 1946, 1947, 1948
Bill Lammes, 1949, 1950
David Lancaster, 1961
Chris Land, 2000
Charles Langford, 1919, 1920
James Langston, 1986, 1987
Bobby Lankford, 1951
Melvin Lark, 1976, 1977, 1978, 1979
Bill Lawhorn, 1949, 1950
Jack Lawless, 1949, 1950
Pete Lawless, 1947, 1948
Frank Lawlis, 1960, 1961
Clark Lawrence, 1972, 1973
Michael Lawrence, 2016, 2017, 2018, 2019
James Leatherwood, 1964
Dayton LeBlanc, 2019, 2020, 2021
Christian Lee, 2021, 2022
Greg Lee, 1984, 1985
Lairamie Lee, 2011, 2012, 2013, 2014
Laymonde Lee, 1995, 1996, 1997, 1998
Marlon Lee, 1999, 2000
Robbie Legg, 1985, 1986, 1987, 1988
William LeMasters, 2018, 2019
Jim Lemming, 1977, 1978, 1979, 1980
Dennis Lemmons, 1973, 1974
Cyril Lemon, 2011, 2012, 2013, 2014
Sifa Leota, 2022
Nick Leppo, 2010
Wilmer Levels, 1969, 1970
Ralph Lewerenz, 1982, 1982, 1983
B. J. Lewis, 2007, 2009, 2010
Dhati Lewis, 1996, 1997
George Lewis, 1976, 1977
Glenn Lewis, 1977, 1978
Henry Lewis, 1925

Reginald Lewis, 1975, 1976, 1977, 1978
Robert Lewis, 2012, 2013
Eric Lichty, 2007
Peter Linck, 1962, 1963, 1964
Alexander Lincoln, 2011, 2012, 2013, 2014
Dick Lindsay, 1945, 1946, 1947, 1948
Mike Linehan, 2018, 2019
Jay Linville, 1982, 1983
Dylan Lineberry, 2004, 2005, 2006
Bernie Little, 1974, 1975, 1976
Ret Little, 1967, 1968, 1970
Phillip Littlejohn, 1995, 1996, 1997, 1998
James Littlepage, 1961, 1962, 1963
Jeff LoCaste, 1977, 1978, 1979
Carl Lockhart, 1962, 1963, 1964
Tim Loftin, 1975, 1976, 1977
Bob London, 1928, 1929, 1930
Jack London, 1920
Audie Long, 1963, 1964, 1965
Rondy Long, 1990
Roy Loren, 2006
Alex Lott, 2008, 2009, 2010
Andy Lott, 1998, 1999
David Lott, 1954, 1955, 1956
John Lott, 1984, 1985
John Love, 1965, 1966
Chris Loving, 2014, 2015
Lloyd Lowe, 1948, 1949, 1950
Weldon Lucas, 1929, 1930
Noel Luna, 2007
H.H. Lundon, 1921
Khatib Lyles, 2020, 2021, 2022
Jarrod Lynn, 2014, 2015
Richard Lynn, 1919
Greg Lyssy, 1980, 1981, 1982

M
Greg Mabra, 1991
Blake Macek, 2013, 2014, 2015
Dominique Mackey, 2001, 2003, 2004
Ja'Mori Maclin, 2022
Marshall Magill, 1913, 1914
Dave Maggard, 1932, 1933
David Magnenat, 1960, 1961, 1962
Colt Mahan, 2006, 2007, 2008
Mitch Maher, 1991, 1992, 1993, 1994
Cannon Maki, 2015, 2016, 2017, 2018
Henderson Malone, 1931, 1932
Onel Malone, 1928, 1929
Ed Maltony, 1954, 1955
Roderick Manning, 1986, 1987, 1988
Rogdrick Manor, 1994, 1995
Michael Marr, 1967, 1968, 1969
George Marshall, 2000, 2001, 2002
Gordon Marshall, 1975
Jamal Marshall, 2012, 2013, 2014, 2015
Mike Marshall, 2011, 2012, 2013
Cecil Martin, 1947, 1948, 1950
Elbert Martin, 1931
Jarrod Martin, 1998
Kason Martin, 2020
Paul Martin, 1974, 1975, 1976, 1977
Roger Martin, 1934, 1935, 1936
Wesley Martin, 1937
J.D. Martinez, 1987, 1988, 1990
Ernie Marvel, 1948, 1949, 1950, 1951
Daryl Mason, 2012, 2013, 2014
Corie Massey, 2000, 2002
Johnny Mata, 1966, 1967
Jeremi Mathis, 2009
Travis Matlock, 2000
Greg Matthews, 1990, 1991, 1992, 1993
Paul Matthews, 1934
Jason May, 2003, 2005
Sean Mayes, 1990, 1991, 1992, 1993
Riley Mayfield, 2017, 2018
Dan McAlister, 1918, 1919, 1920
Cougar McBride, 2001
Fred McCain, 1945, 1946, 1947, 1948
Kishawn McClain, 2014, 2015, 2016, 2017
Bob McClendon, 1951, 1952
Sam McClure, 1926, 1927, 1929, 1930
Benny McCollum, 1959, 1960
L.L. McCombs, 1924, 1925
D'Leon McCord, 2010, 2011

HISTORY



LETTERMEN

Brandon McCoy, 2010, 2011, 2012, 2013
Steve McCoy, 1969
Glen McCracken, 1915, 1918
Davontae McCrae, 2020
Cole McCrary, 2020, 2021
Loren McCray, 1919, 1920, 1921
Maurice McCray, 1922, 1923, 1924
James McCurin, 1977, 1978
James McDaniel, 1938, 1939, 1940
Kevin McDaniel, 1991
Colton McDonald, 2017
Ed McDonald, 1969, 1970
Danny McElroy, 1982, 1983
Ray McFarland, 1980
Gordon McFeders, 1984, 1985, 1986, 1987
Ray McGallion, 1949, 1950, 1951
Don McGee, 1999, 2000, 2001, 2002
Randal McGee, 1949, 1950
John McGill, 1988, 1989, 1990
Bill McGinnis, 1960
Charlie McGinty, 1951, 1952, 1953
David McGinty, 1986, 1987, 1988
Efrum McGowan, 1981, 1982, 1983
Broderick McGrew, 1996, 1997, 1998, 1999
James McIngvale, 1972, 1973
Leland McIntyre, 1939, 1940
Chris McIver, 1999, 2000, 2001, 2002
Dan McIver, 2000
Dwyer McKeith, 1997
Shawn McKinney, 2013
Vertis McKinney, 1994, 1995
LaDarrin McLane, 1997, 1998, 1999, 2000
Shane McLaughlin, 1991, 1993, 1994, 1995
Mitch McManus, 1981, 1982, 1983
Darrian McMillan, 2019
Russell McMillan, 1990, 1991, 1992
Zhighil McMillian, 2022
Arther McNac, 2003, 2004
Darrien McNair, 2015
Mark McNeely, 1978
Jim McNeill, 1927
Ned McNeill, 1945, 1946, 1947, 1948
Andrew McNulty, 2011, 2014, 2015
Bill McWatters, 1962
Lloyd McWhirter, 1941
Daniel Meager, 2005, 2006, 2007, 2008
Connor Means, 2017
Matt Menard, 2007, 2008
Derek Mendoza, 2004, 2005, 2006, 2007
Tony Merriwether, 1980, 1981, 1982, 1983
Leonard Mershon, 1937, 1938
Tom Middaugh, 1984, 1985, 1986, 1987
Albert Mikeška, 1941, 1941
Chris Miles, 2015, 2016
Ben Miller, 2000, 2001, 2002
Carl Miller, 1922, 1923, 1924, 1925
Chris Miller, 2002, 2003, 2004, 2005
Drew Miller, 2011, 2012, 2013
Don Miller, 1976
Jackie Miller, 1971
Joseph Miller, 2005, 2006, 2007, 2008
Kevin Miller, 1985, 1986, 1987, 1988
Ron Miller, 1976
Chuck Mills, 1968, 1969
Jason Mills, 1994, 1995, 1996, 1997
Andy Milum-Lott, 1998
Calvin Minor, 2014, 2015, 2016
Mike Minter, 1984, 1985
James Mitchell, 2003, 2004, 2005, 2006
Julius Mitchell, 1976, 1977, 1978, 1979
Mark Mitchell, 1994
Joe Milton, 1969, 1970
Joey Missildine, 1991, 1992
Shields Mitchell, 1949
Walter Mitchell, 1937, 1938
James Moffitt, 1969
Mark Molampy, 2001
Art Molina, 1981-82
Chris Moncrief, 1972
Brandon Monroe, 2004, 2005, 2006, 2007
Byron Monroe, 2013
Charles Monroe, 1987, 1988, 1989, 1990
Cam Montgomery, 2008, 2009
Carl Montgomery, 1941
Corbin Montgomery, 1997, 1998
Jalen Montgomery, 2015

Wes Montgomery, 1987, 1988
Health Moody, 1997, 1998, 1999, 2000
Monty Moon, 1984, 1985, 1986, 1988
Ethan Mooney, 2018, 2019, 2020, 2021, 2022
Barry Moore, 1968, 1969
Ben Moore, 1952, 1953
Curtis Moore, 1965, 1967
Elbert Moore, 1927, 1928
Jameel Moore, 2016, 2018, 2019
James Moore, 1962, 1963, 1964
John C. Moore, 1918
J.D. Moore, 1931, 1932
Kevin Moore, 2003, 2004
Red Moore, 1917
Rodney Moore, 1981, 1982, 1983
Sid Moore, 2014, 2015
Trevor Moore, 2014, 2015, 2016, 2017
U.G. Moore, 1928
Kaci Moreka, 2021, 2022
Thomas Moreland, 2007
David Morgan, 1997, 1998, 1999
Velton Morgan, 1989, 1990
Alec Morris, 2016
Alex Morris, 2018, 2019, 2020
David Morris, 1977, 1978, 1979, 1980
Dorian Morris, 2021
Peter Morriss, 1973, 1975, 1976
Marty Morrison, 1976, 1977, 1978, 1979
Manase Mose, 2018, 2019, 2020, 2021, 2022
Sosaia Mose, 2017, 2018, 2019
Andre Mosely, 1980, 1981, 1982, 1983
Wendall Mosely, 1990, 1991
Dale Moses, 1979, 1980, 1981, 1982
Micah Mosley, 2007, 2008, 2009, 2010
Bill Moss, 1959
Howard Moss, 1973, 1974, 1975
Wayne Mueller, 1961, 1962, 1963
Jeff Muenchow, 1999, 2000, 2001, 2002
Garvin Mugg, 1942
Khairi Muhammad, 2016, 2017, 2018, 2019
Troy Mullins, 1932, 1933
Durwood Mumford, 1941, 1947
Gabriel Murphy, 2020, 2021
Grayson Murphy, 2020, 2021
Scott Murphy, 1995, 1996
Charles Murray, 1977, 1978
Jordan Murray, 2015, 2016, 2017, 2018
Tom Murskie, 1964, 1965
Milton Musick, 1942
Zachary Muzzy, 2004, 2005, 2006
Roy Myers, 1968, 1969
Terence Myracle, 1926
Williams Myers, 1918, 1919, 1920, 1925

N
Boyce Nail, 1938, 1939, 1940
Paul Nance, 1979, 1980, 1981, 1982
Chris Neal, 2007, 2008, 2009
David Neale, 1964, 1965
Butch Neasley, 1967, 1969
Brian Nelson, 2007
Gordon Nelson, 1963
John Ed Nelson, 1964
Kendell Nelson, 1984, 1985, 1986, 1987
Tommy Nelson, 1971
Chris Nevins, 2003, 2004
Roy Newman, 1951, 1953
Jonathan Newton, 1978, 1979
James Nichols, 1932, 1933, 1934
Larry Nixon III, 2019, 2020, 2021, 2022
Winton Noah, 1924, 1925, 1926
Damion Nobles, 2003, 2004
H.C. Nolte, 1942
Levene Norman, 1972, 1973
Ed Norris, 1940
Dion Novil, 2018, 2019, 2020, 2021
Latif Nurudeen, 2007, 2008
Richard Nutt, 1947, 1948
Febechi Nwaiwu, 2022
Joel Nwigwe, 2002, 2003, 2005, 2006
Tobe Nwigwe, 2006, 2008, 2009
Larry Nyquist, 1956

O
K.C. Obi, 2009, 2010, 2011, 2012
Jimmy Odoms, 1975, 1976, 1977, 1978
Walter O'Farrell, 1949, 1950
Bill Oglesby, 1942, 1945, 1946, 1947
E.O. Oglesby, 1914, 1915
Ford Oglesby, 1913, 1914, 1915
Austin Ogunmakin, 2019, 2020
Jamize Olawale, 2010, 2011
Zach Olen, 2010, 2011, 2012, 2013
Mike Oliphant, 1976, 1977, 1978, 1979
Joe Oliver, 1958, 1959, 1960
Ivan Oliver, 1922, 1923, 1924
Ken O'Neill, 1971, 1972
Sutton Orenbaum, 1940, 1941
Austin Orr, 2013, 2014, 2015
Zach Orr, 2010, 2011, 2012, 2013
Brent Osborn, 2012
Chris Osborne, 1979
Michael Outlaw, 2009, 2011
Bobby Owen, 1972, 1973, 1974, 1975
Ed Owens, 1984, 1985, 1986, 1987
Sam Owusu-Hemeng, 2007, 2008, 2009
Joe Ozougwu, 2017, 2018, 2019

P
Sam Pack, 1972
Alex Pahulu, 2000, 2001
Jery Pair, 1959
Ron Paris, 1998, 1999, 2000, 2001
Brian Parish, 2019
Sam Parker, 2000, 2001
Walt Parker, 1938, 1939
W.E. Parker, 1938
Willie Parker, 1969, 1970
Montrell Parks, 2001, 2002
Terry Parks, 1959, 1960
Zane Paschall, 1985, 1986, 1987, 1988
Blake Patterson, 2017
Ephraim Patterson, 2005
Vince Patterson, 1996, 1997, 1998, 1999
Zach Paul, 2013
Bryan Paxton, 1989, 1990
Crillon Payne, 1938, 1939
Robert Peachey, 2006
Jeremy Pearl, 2001, 2002, 2003
Charles Peck, 1967
Erric Pegrarn, 1988, 1989, 1990
Homer Pegrarn, 1933, 1934, 1935
Reggie Pegrarn, 2013, 2014
John Pegues, 1974
Shelton Pendarves, 1971, 1972, 1973
Robert Penn, 1988
A. J. Penson, 2007, 2008, 2009, 2010
Robert Pentecost, 1936
Arthur Perkins, 1959, 1960, 1961
James Perry, 1978, 1979, 1980
Corry Pertile, 1997, 1998, 1999, 2000
Fred Pertile, 1997, 1998, 1999, 2000
Steve Petcavage, 1976
Andre Phillips, 1996, 1997, 1998
Cecil Phillips, 1939
James Phillips, 1936
Jeremy Phillips, 2009, 2010, 2011, 2012
Kevin Phillips, 1986, 1987
Kim Phillips, 1986, 1987, 1988
Matt Phillips, 2005, 2006, 2007, 2008
Rudolph Phillips, 1977, 1978, 1979, 1980
Jerry Pickens, 1983
Paul Pierson, 1931, 1932, 1933
Mike Pirkle, 1960, 1961, 1962
Jason Pirtle, 2017, 2019, 2020, 2021
Steve Piskor, 1990, 1991
Chase Pistole, 2005
Rex Pitts, 1965
D'Andre Plantin, 2019
Lynrick Plesant, 2011, 2012, 2013
Sam Pogue, 1949, 1950, 1951
Chad Polk, 2012, 2013, 2014, 2015
T.A. Pollan, 1920, 1921, 1925
Matt Ponce, 2009
Gene Pool, 1985, 1986, 1987, 1988
Lawrence Pool, 1929, 1930
Dwight Poole, 1985, 1986, 1987
Marcell Porter, 2015
Ted Pospisil, 1967, 1968
James Potts, 1913, 1914
Tommie Powell, 1971

Frank Powers, 1940, 1941
Andrew Power, 2011, 2012
J.W. Powledge, 1914
Ashton Preston, 2015, 2016, 2017
Thomas Preston III, 2019
Bobby Price, 1961, 1962
Greg Price, 1993, 1994
Tom Price, 1964, 1965, 1966
Larry Priestley, 1965
Walter Priestley, 2001, 2002, 2003, 2004
Daniel Prior, 2009, 2010, 2011, 2013
Perry Pruett, 1968, 1969, 1970
Michael Pruitt, 2003, 2004
Sky Pruitt, 2004, 2005, 2006
Joe Mack Pryor, 1957, 1958
Ryan Pullin, 1991
Jim Puryear, 1952, 1953
John Pyszynski, 1970, 1971

Q
Charles Qualls, 1949, 1950, 1951
Mark Quinlan, 1968, 1969
Johnny Quinn, 2003, 2004, 2005, 2006

R
Ikaika Ragsdale, 2021, 2022
Howard Ramey, 1957
Kelly Ramsey, 1995
Steve Ramsey, 1967, 1968, 1969
J.R. Randle, 1999, 2000, 2001, 2002
Willie Ransom, 2005
Kortlin Rausaw, 2022
David Ray, 1975, 1976, 1977
Glen Ray, 1975, 1976
Justin Ray, 1993, 1994, 1995, 1996
Bob Reams, 1947, 1948
Jay Record, 1980, 1981
Troy Redwine, 1993, 1994, 1995
Beasley Reece, 1973, 1974, 1975
Charles Reece, 1990, 1991
Dan Reeder, 1981, 1982, 1983
DeWayne Reeder, 1984, 1985
Gene Reese, 1967
Tony Reese, 1965, 1968
Barrett Reeves, 1942
Otis Reeves, 1935, 1937
Wylie Reinhardt, 2014, 2015, 2016
Brett Renfro, 1993, 1994, 1995, 1996
Dean Renfro, 1951, 1952, 1953
John Renfro, 1954, 1955
Ray Renfro, 1949, 1950, 1951
Zene Renfro, 1979, 1980, 1981, 1982
Ryan Renfro, 2014, 2015
Rex Repass, 1934, 1935, 1937
Tye Rexrode, 2006
Mac Reynolds, 1954, 1955, 1956
Ralph Reynolds, 1951, 1952
Mike Rhone, 1984, 1985, 1986, 1987
Clay Rice, 1928
Don Rice, 1971
Ronny Rice, 1957, 1958, 1959
Sam Rice, 2015, 2016
Jeff Richards, 1930
Mazin Richards, 2022
Bobby Richardson, 1960
Marvin Richardson, 1982, 1983
Paul Richardson, 1942
Charles Ricks, 1937, 1938
Chris Ridgeway, 2000
Louis Rienzi, 1945, 1946, 1947, 1948
James Riggs, 1939, 1940
Frank Riley, 1922, 1923, 1926
Ron Riley, 1996, 1997
Todd Rimbey, 1995, 1996
Johnnie Riola, 1938, 1939, 1940
Dallas Rish, 1930, 1932, 1933
Thomas Ritchey, 1966
Kaghan Roach, 2022
John Roady, 1922, 1923
Ralph Roberson, 1985, 1986, 1987, 1988
Ray Roberson, 1949, 1950
Sam Roberson, 2008, 2009
Jake Roberts, 2021, 2022
Jarrian Roberts, 2013, 2014, 2015, 2016
Jordan Roberts, 2018

HISTORY



LETTERMEN

Nathan Roberts, 2000
 Cam Robertson, 2022
 Craig Robertson, 2007, 2008, 2009, 2010
 Ed Robertson, 1946
 Evan Robertson, 2006
 Foster Robinson, 1913
 Jerry Robinson, 1972
 Taylor Robinson, 2016, 2017, 2018, 2019
 Willie Robinson, 2015, 2016
 Jeff Rodgers, 1997, 1998, 1999, 2000
 Bernardo Rodriguez, 2020, 2021, 2022
 A.B. Rogers, 1933
 Bill Rogers, 1949, 1950, 1951
 James Roller, 1977
 Rex Rollins, 2013, 2015
 Scott Rollins, 1997, 1998, 1999
 Eryn Roman, 2007
 Ronnie Romike, 1963, 1964, 1965
 Chad Rose, 2005, 2006, 2008
 Morris Rose, 1958, 1959
 Steve Rose, 1965, 1968
 Draylen Ross, 2006, 2008, 2009, 2010
 Richard Ross, 1978
 Forrest Rucker, 2009
 Jace Ruder, 2021
 Nick Ruggerie, 1940
 Ramon Ruiz, 1956
 Tommy Runnels, 1952, 1953, 1954
 James Russell, 1965, 1966, 1967
 Jerry Russell, 1956, 1957
 Kyle Russo, 2008
 O'Keeron Rutherford, 2015, 2016, 2017
 Earl Rutledge, 1913, 1914
 Bill Ryan, 1961, 1962, 1963
 John Ryan, 2000, 2001, 2002

S

Jay Saad, 1982, 1983
 Tuulau Sa'afii, 2019
 Steve Sakis, 1972
 Kregg Sanders, 1987, 1988
 Makyle Sanders, 2017, 2018, 2019, 2020, 2021
 Robert Sanders, 1964, 1965
 Esteban Santiago, 2007, 2008, 2009, 2010
 Kendrick Sapp, 1996, 1997, 1998, 1999
 Konockus Sashington, 2012
 Hurlis Scales, 1971, 1972
 John Schilleci, 2013, 2014, 2015, 2016
 Johnny Schindler, 1984, 1985
 Herbert Schulze, 1960, 1961, 1962
 Paul Schulze, 1980, 1981, 1982
 Casey Schutzza, 2010, 2011
 Fred Scott, 2013, 2014, 2015, 2016
 Clare Seay, 1931, 1932
 Gayle Sebastian, 1933
 Bryant Seidle, 2006, 2008, 2009
 J.R. Selexman, 1990
 W.B. Self, 1942
 Ken Selph, 1961, 1962, 1963
 Quinn Shanbour, 2017, 2018
 Fritz Shankles, 1915
 Ronnie Shanklin, 1967, 1968, 1969
 Joe Sharp, 1942
 Dennis Shaw, 1954, 1955
 Jerrell Shaw, 1957, 1958
 Bruce Shaw, 1942
 Rick Shaw, 1971, 1972, 1973
 Floyd Shawver, 1929, 1931
 Bill Sheffield, 1938, 1939, 1940
 Charles Shepard, 1951, 1952, 1953, 1954
 John Shepherd, 1974
 DeWayne Sheppard, 1987, 1988
 Robert Sheppard, 1934, 1935, 1936
 Jim Sherburn, 1956, 1957, 1958
 Strickland Shoefner, 1941
 Harold Shoemaker, 1936, 1942
 Johnny Shoemaker, 1936, 1938
 Michael Shook, 1967, 1968
 John Shorter, 2008, 2009, 2010, 2011
 Jyaire Shorter, 2019, 2022
 Phil Shotland, 1971, 1972, 1973
 Paul Shotwell, 1975, 1976, 1977
 Dan Shurley, 1992, 1993
 Tre Siggers, 2018, 2019, 2020
 Fred Sigler, 1928, 1929

Luis Silva, 1991, 1992, 1993, 1994
 Bruce Simmons, 1957, 1958
 James Simmons, 1922, 1923, 1924
 Charles Simpson, 1981, 1982, 1983
 Deonte Simpson, 2019, 2020
 Ilias Simpson, 2003, 2004
 Richard Sims, 1984, 1985
 Walter Sims, 1976, 1977, 1978
 Mike Sizelove, 1981, 1983
 Ted Sizemore, 1920
 George Skipper, 1954
 Fred Slack, 1921, 1922, 1923, 1924
 Phillip Slater, 1956, 1957
 Jordan Smart, 2022
 Rudolph Smart, 1927, 1928
 Ted Smart, 1926
 Turner Smiley, 2014, 2015, 2016, 2017
 A.J. Smith, 2015
 Andrew Smith, 2002, 2003
 Basil Smith, 1942
 Bert Smith, 1917
 Brad Smith, 1993, 1994
 Brian Smith, 1994, 1995
 Bobby Smith, 1961, 1962, 1963
 Charlie Smith, 1978, 1979, 1980, 1981
 DaMarcus Smith, 2015
 Dan Smith, 1959, 1961
 Darnell Smith, 2012, 2013
 Don Smith, 1954, 1955, 1956
 Ellery Smith, 1990
 Garry Smith, 1974, 1975
 Gary Smith, 1975, 1976, 1977
 Ira Smith, 2009, 2010
 Isiah Smith, 2007, 2008
 James Smith, 1970, 1971
 James F. Smith, 1945, 1946, 1947, 1948
 Jaylen Smith, 2021
 J.T. Smith, 1974, 1975, 1976, 1977
 Kelvin Smith, 2016, 2017, 2018, 2019
 Ken Smith, 1975, 1976, 1977
 LaJaylin Smith, 2012
 Larry Smith, 1974, 1975
 Lou Smith, 1986, 1987, 1988
 Marcus Smith, 2013, 2014, 2015
 Mark Smith, 1980
 Nic Smith, 2017, 2018, 2019, 2020
 Raymond Smith, 1929, 1930, 1931
 Royce Smith, 1973, 1976
 Tanner Smith, 2011, 2012, 2013, 2014
 Todd Smith, 1983, 1984, 1985
 Tommy Smith, 1954, 1955
 Whit Smith, 1979, 1980
 John Snead, 1954, 1955
 C.B. Snyder, 1920
 Harrison Sorge, 2015
 Weston Squire, 2009, 2010, 2011
 Cecil Sountagg, 1931, 1932
 Mike South, 1990, 1991
 Bill Spencer, 1966
 Cody Spencer, 2000, 2001, 2002, 2003
 Richard Spencer, 1966
 Thomas Spencer, 2000
 Truman Spencer, 2005, 2006, 2007, 2008
 Brad Spinks, 1993, 1994, 1995, 1996
 Charles Sportsman, 1924, 1925
 Carl Sprock, 1983, 1984, 1985
 Spencer Stack, 1999, 2000, 2001
 Tom Standifer, 1914
 Sammy Stanger, 1957, 1958, 1959
 Bobby Stansel, 1954
 C.H. Starnes, 1913, 1914
 John Starnes, 1981, 1982, 1983
 Steve Stephenson, 1917
 Ron Sterling, 1998, 1999
 Joe Stevenson, 1978, 1979, 1980
 Montey Stevenson, 2004, 2005, 2006, 2007
 Doug Stewart, 1954
 Jonathan Stewart, 2007, 2008
 Matt Stewart, 1980, 1981, 1982
 Lawrence Stickland, 1951, 1952
 Brock Stickler, 2005, 2006, 2007, 2008
 Billy Still, 1995, 1997
 Michael Stojkovic, 2011
 Gaines Stovall, 1963, 1964
 Johnnie Stovall, 1934, 1935
 P.B. Stovall, 1935, 1936

Bob Stout, 1972, 1973
 Upton Stout, 2020
 Tyler Stradford, 2010
 Kel Straubmueller, 2017
 Jim Stuart, 1949, 1950
 Arthur Stubblefield, 2007
 Mike Sturm, 1969
 Jerry Suhler, 1965, 1966, 1967
 Steve Sullivan, 1969, 1970, 1971
 Larry Sullivant, 1960, 1961, 1962
 Nicholas Summerfield, 2012
 Lloyd Sutton, 1970
 Willard Sutton, 1933, 1934, 1935
 Lawrence Svehlak, 1961, 1962
 Wendell Swann, 1949, 1950
 Sammy Swierc, 1974, 1975, 1976
 Jim Swords, 1968, 1969
 Marquis Sykes, 2007, 2008

T

Jimmie Tallant, 1935, 1936
 Elmer Tampke, 1924, 1926, 1927, 1928
 R.A. Tampke, 1921
 Jarrell Tarpley, 1984, 1985, 1987, 1988
 Ed Tasby, 1970, 1971
 Arichie Tatum, 1980
 Kiev Tatum, 1987, 1988
 Ulaiaisi Tauaalo, 2015, 2016, 2017, 2018
 Tony Taveras, 2007
 Leo Taylor, 1968, 1969
 Weldon Taylor, 1933, 1934, 1935
 Willie Taylor, 2009, 2010, 2011
 Harold Teal, 1954, 1955
 Kerry Tecklenburg, 1980, 1981, 1982, 1983
 Derrick Teegarden, 2013, 2014
 Darius Terrell, 2013, 2014
 Darrell Terrell, 1978, 1979, 1980
 George Terrell, 1951
 Scott Terry, 1991
 Ridge Texada, 2021, 2022
 Weston Thaggard, 2002, 2003, 2004
 Theon Thetford, 1957, 1958
 Isaac Thomas, 2005, 2006, 2007, 2008
 Jalen Thomas, 2017
 Jamario Thomas, 2004, 2005, 2006, 2007
 Larry Thomas, 1962, 1963, 1964
 Mike Thomas, 1999
 Richard Thomas, 1990
 Stan Thomas, 1993, 1994
 Kevin Thomas, 1986, 1987
 Derek Thompson, 2009, 2011, 2012, 2013
 Doyle Thompson, 1930
 Lonzon Thompson, 2020, 2021, 2022
 Micah Thompson, 2013, 2014, 2015
 Mike Thompson, 1982, 1983
 Thaddeus Thompson, 2015, 2016
 Wade Thompson, 1925, 1926
 James Thorne, 1971
 Chris Thornton, 2019
 Michael Thrash, 2002, 2003
 Matt Tiemann, 1984
 Oran Tipps, 1918
 Andy Todd, 1990, 1991, 1992, 1993
 Matt Tomlinson, 2009, 2010, 2011
 Ray Toole, 1956, 1957
 F. H. Toombs, 1915
 DeAndre Torrey, 2018, 2019, 2020, 2021
 Trent Touchstone, 1988, 1989
 Marcus Trice, 2012, 2013
 Bob Tricks, 1969, 1970
 Tom Frieb, 2022
 Everett Truitt, 1980, 1981, 1982
 Andrew Tucker, 2014, 2015, 2016, 2017
 Glenn Tucker, 1969, 1970
 Robert Tucker, 1966, 1967
 Nathan Tune, 2007, 2008, 2009, 2010
 Charles Turner, 1935, 1936
 Darius Turner, 2016
 R.E. Turner, 1925
 Reginald Turner, 1973
 Matt Turney, 1999, 2000, 2001, 2002
 Teashaun Turpin, 2020, 2021
 Jff Tutson, 1988, 1989, 1990

U

Wayne Ulmer, 1962

V

Fatafahi Vailea, 2022
 Greg Van Ness, 1973
 Don Vardell, 1966, 1967, 1968
 Les Varner, 1973
 Jack Vaughn, 1931, 1932, 1933
 George Veit, 1952, 1953, 1954
 Adam Venegas, 2005, 2006, 2007
 Gene Verkerk, 1951, 1952
 Ray Verkerk, 1951, 1952, 1953
 Danny Vick, 1980, 1981, 1982, 1983
 Harold Vick, 1937
 Brian Vickers, 1991
 Don Vickers, 1962
 Reb Villard, 1917
 Leon Vinyard, 1937, 1938, 1939
 Giovanni Vizza, 2007, 2008

W

Robert Waddle, 1994, 1995, 1996, 1997
 James Wade, 1963, 1964, 1965
 Sheldon Wade, 2013, 2014
 Jack Wages, 1954
 A.J. Waight, 1964
 Bruce Walker, 1990, 1991
 De Walker, 1937, 1938, 1939
 Doyle Walker, 1939, 1940
 Joe Walker, 1984, 1985, 1986, 1987
 Marvin Walker, 1979, 1980, 1981, 1982
 Prentiss Walker, 1929, 1930, 1932
 Reece Walker, 1991
 Tony Walker, 1989, 1990
 Wayne Walker, 1990, 1991, 1992, 1993
 Anthony Wallace, 2014, 2015
 Charles Wallace, 1964
 Henry Wallace, 1924
 Robert Wallace, 1964, 1965
 Sir Calvin Wallace, 2014, 2015
 James Walton, 1989, 1990
 David Warhime, 1982, 1983
 Damon Ward, 2021
 Frank Ward, 1989, 1990
 Freddie Warner, 1911
 Garland Warren, 1954, 1955, 1956
 Justin Warren, 1999, 2000
 Steve Warren, 2005, 2006, 2008, 2009
 Shawn Wash, 1987, 1988, 1989, 1990
 Burks Washington, 1975, 1976, 1977, 1978
 Fred Washington, 1966, 1967
 Ken Washington, 1974, 1975, 1976, 1977
 Corey Washington, 2006, 2007
 Lorenza Washington, 1992, 1993, 1994, 1995
 Brian Waters, 1995, 1996, 1997, 1998
 Maurice Waters, 1942
 Dan Watson, 1995, 1996
 Dutton Watson, 2014
 Terry Watson, 1994, 1995
 Bobby Way, 1957, 1958, 1959
 Fred Way, 1952, 1953
 Aaron Weathers, 2005, 2006, 2007
 Bill Weaver, 1959, 1960, 1961
 John Weber, 2010
 Mendel Weiss, 1994, 1995
 Jeff Webb, 1974, 1975
 Phil Wells, 1966, 1968
 Steve Wells, 1977, 1978, 1979
 Bill Wendler, 1972, 1973, 1974
 Bernard West, 1977, 1978, 1979
 Damon West, 1995
 Harold West, 2021, 2022
 I.M. West, 1918, 1920, 1921
 Phil West, 1986, 1987
 W.B. West, 1921
 Walter West, 1925
 Joshua Wheeler, 2016, 2017
 Ray Whisenhunt, 1916, 1922, 1923
 Danny Whitaker, 1976, 1977, 1978, 1979
 Charles White, 1990, 1991, 1992
 Dee White, 1992, 1993, 1994
 Donald White, 1993, 1994, 1995
 Greg White, 2018, 2019, 2020



LETTERMEN

Kyle White, 2009
Lance White, 1984, 1985, 1986
Robert Whitehead, 1998, 1999, 2000
A.D. Whitfield, 1962, 1963, 1964
Zac Whitfield, 2012, 2013, 2014, 2015
Quinn Whitlock, 2020, 2021, 2022
Felton Whitlow, 1945, 1946, 1947
Lewis Whitson, 1958, 1959, 1960
Ralph Widacki, 1962, 1963
Derrick Wiggins, 1987, 1988
Ja'Quay Wilburn, 1997, 1998, 1999, 2000
Terrence Wilburn, 1995
J.A. Wilkerson, 1917, 1921
Keith Wilkerson, 1989, 1990, 1991, 1992
Michael Wilkerson, 1973, 1974, 1975, 1976
Walter Wilkerson, 1918
Wayne Wilkins, 1968
Collin Williams, 1974, 1975
Craig Williams, 1986, 1987, 1988
Dajon Williams, 2014
Darren Williams, 2008, 2009
Darrell Williams, 1996, 1997, 1998, 1999
Dillion Williams, 2021
Freck Williams, 1920
John Williams, 1947, 1948
Mit Williams, 1913
Pete Williams, 1968
Steve Williams, 1985
Victor Williams, 1966, 1967
Welby Williams, 1939, 1940
Zach Williams, 2020
Ray Williamson, 1960, 1961
Homer Willis, 1922, 1923
Eugene Wilson, 1931, 1932, 1933
Jamaal Wilson, 2010, 2011
James Wilson, 1980, 1981, 1982, 1983
Jeffery Wilson, 2014, 2015, 2016, 2017
Jimmy Wilson, 1954, 1955
Kelon Wilson, 1994, 1995, 1996
Logan Wilson, 2022
Neal Wilson, 1964
Noel Wilson, 1928, 1930, 1931
Tyler Wilson, 2016
Woodrow Wilson, 1934, 1935, 1936
Woody Wilson, 2006
Ernest Winfrey, 1954
Brad Winn, 1997, 1998
Albert Wirz, 1931, 1932, 1933
Lee Wise, 1952
John Withers, 1973
Mark Witte, 1979, 1980, 1981, 1982
Paul Wleczyk, 1980, 1981, 1982
Jimmy Wolff, 1965
Greg Womble, 1979, 1980
Royce Womble, 1949, 1950
David Wood, 1978, 1979, 1980
Eugene Wood, 1940, 1941
Glen Wood, 1949, 1950
Kevin Wood, 2019, 2020, 2021, 2022
Aaron Woodard, 1996, 1997
Steve Woodard, 1987, 1988
Billy Woods, 1966
Elmer Woods, 1924
Fred Woods, 1969, 1970, 1971
Sears Woods, 1975
Detrion Woodson, 1996, 1997, 1998, 1999
Dave Woodward, 1962, 1963
Elex Woodworth, 2016, 2017, 2018, 2019
B. Wynn Wooley, 1913
Brad Woosley, 2000, 2001
Mayfield Workman, 1938
Avery Wright, 1993, 1994, 1995, 1996
Donovan Wright, 2000, 2001, 2002
James Wright, 1961, 1962
J. N. Wright, 1954, 1955, 1956
Ted Wright, 1931, 1932
Weldon Wright, 1954, 1955
Will Wright, 2010, 2011, 2012, 2013
Bob Wyatt, 1969, 1970, 1971
Koryee Wyatt, 2002, 2003
Anthony Wyche, 2016, 2018

Mason Y'Barbo, 2011, 2012, 2013, 2014
Carlos Yearwood, 1997, 1998
Todd Yocum, 1982, 1983
Shane York, 1997, 1998
Bill Young, 1972, 1973, 1974
Charles Young, 1978, 1979, 1980, 1981
Cudjoe Young, 2018
Jay Young, 1997, 1998
Jerry Young, 1954, 1955, 1956
Roderick Young, 2015, 2016, 2017, 2018

Z

James Zaleski, 1959, 1960
Nick Zuniga, 2000, 2001, 2002, 2003

Y

David Yaeger, 1971, 1972
Jim Yarber, 1974, 1975
Terrell Yarborough, 1932, 1933, 1934

HISTORY



STADIUM HISTORIES

DATCU Stadium is the home of Mean Green football and the centerpiece of the Mean Green Athletic Village.

Opened in 2011, DATCU Stadium was designed by the same team that created the spectacular Dallas Cowboys' AT&T Stadium, award-winning architects HKS Sports and Entertainment Group and Manhattan Construction, and they brought some of the same touches to Denton. DATCU features two huge, state-of-the-art video boards, 21 luxury suites, 750 club seats, high-tech facilities for broadcast and print media, banquet rooms and an 1,800-square-foot team apparel store.

The stadium seats 30,850 in a horseshoe-shaped bowl, putting fans close to the action and offering excellent sight lines from every seat. A spacious concourse runs under the seats and boasts 23 concession stands for food and drink vendors. DATCU is also home to the North Texas Ticket Office, located on the west side next to Gate 2.

At the open end of the horseshoe is the giant high-definition scoreboard and videoboard with a display screen measuring 27 feet high and 47 feet wide, directly behind the south end zone and towering over the Mean Green's tunnel entrance to the field. A second videoboard, 15 feet high and 27 feet wide, stands behind the corner of the north end zone.

Behind the north end zone is one of DATCU Stadium's two signature features, giant wing-shaped grandstands which echo the shape of the Mean Green's eagle logo. The tips of the grandstand's wings reach 106 feet above the playing field.

DATCU's other distinguishing characteristic is its unique green ecological design. DATCU Stadium is the first newly-constructed college football stadium in the nation to be awarded a LEED Platinum Certification, the highest level of Leadership in Energy and Environmental Design status.

The United States Green Building Council evaluated the stadium and awarded the certification, signifying DATCU Stadium's use of renewable and recycled materials, reduced energy and water consumption and decreased CO2 emissions. Three wind turbines were constructed next to the stadium in 2012 and provide approximately half a million kilowatt hours per year for the North Texas Eagle Point power grid while eliminating the emission of 323 metric tons of CO2.

"A football stadium is not the typical LEED-Platinum candidate," said HKS project manager Greg Whittemore.. "It took creative thinking on the parts of the design and construction teams in conjunction with the UNT System and North Texas Athletics. Today, DATCU Stadium's LEED Platinum status is a testament to the team's dedication to sustainability."

Originally named Mean Green Stadium, it was renamed to Apogee Stadium when ResNet provider Apogee Telecom, Inc. purchased the naming rights in 2011. It was again renamed in the summer of 2023 when the Denton-Area Teachers Credit Union purchased the naming rights.

Fouts Field was home to North Texas football for 59 years, and was the site of some great moments and home to great players. Its days as the venue for North Texas football ended after the 2010 season, when the Mean Green moved into DATCU Stadium.

Though Mean Green fans and alumni complained of its shortcomings, Fouts, like DATCU, was once the dream of a North Texas athletic director. Theron J. Fouts, who was football coach, athletic director, dean of men and founder of the track and field program at North Texas, drove the campaign to build the stadium. Work began in 1951 and the stadium opened in 1952.

The stadium was originally called Eagle Stadium, but the name was changed to honor Fouts after he retired in 1954.

North Texas won its first game at Fouts, against North Dakota, and went on to win the Gulf Coast Conference championship, the first of 14 league championships won by the Mean Green during their tenure at Fouts. North Texas won 11 conference titles prior to moving to Fouts.

The stadium's seating capacity was upgraded in 1994 to 30,500 by the addition of grandstands behind the north endzone. The renovated stadium saw North Texas win four-straight league titles from 2001 to 2004, including a thrilling game in 2002 against New Mexico State in which the Mean Green clinched its second Sun Belt Conference championship.

NORTH TEXAS HOME STADIUMS

| STADIUM (YEARS) | GAMES | W | L | T | PCT |
|----------------------------|-------|-----|-----|---|------|
| Fouts Field (1952-2010) | 262 | 155 | 100 | 7 | .605 |
| DATCU Stadium (2011-Pres.) | 71 | 46 | 25 | 0 | .648 |
| TOTALS (69 seasons) | 333 | 201 | 125 | 7 | .614 |

NOTES

In its time at Fouts, North Texas had a .605 winning percentage, going 155-100-7, and the Fouts turf was home to such legendary players as "Mean" Joe Greene, the NFL Hall of Famer and four-time Super Bowl champion considered the greatest defensive tackle in the history of the game, and Abner Haynes, AFL Player of the Year and Rookie of the Year in 1960. In all, more than 100 North Texas football players graduated from Fouts to the National Football League.

Fouts' star power extended beyond Mean Green football. The stadium was also a destination for film crews and was a location for such productions as the television movie *The Jesse Owens Story*. But Fouts may be best known in Hollywood as the home of the Texas State Armadillos in 1991's *Necessary Roughness*, starring Scott Bakula, Hector Elizondo, Fred Thompson, Larry Miller, Sinbad, Rob Schneider and supermodel Kathy Ireland.

The demolition of Fouts was completed in early 2019. The end-zone seats and students' grandstand on the east side of the stadium was razed in summer 2013, followed by the west side of the stadium in winter 2018-19.



STADIUM HISTORIES

YEARLY HOME STADIUM ATTENDANCE 1971-PRES.

| YEAR | G | TOTAL | AVG. |
|------|---|---------|--------|
| 2022 | 6 | 114,150 | 19,025 |
| 2021 | 6 | 100,013 | 16,669 |
| 2020 | 6 | 41,490 | 6,915* |
| 2019 | 6 | 128,150 | 21,358 |
| 2018 | 6 | 140,131 | 23,355 |
| 2017 | 6 | 134,174 | 22,362 |
| 2016 | 6 | 119,269 | 19,878 |
| 2015 | 5 | 68,155 | 13,631 |
| 2014 | 6 | 115,627 | 19,271 |
| 2013 | 6 | 126,182 | 21,030 |
| 2012 | 5 | 94,634 | 18,927 |
| 2011 | 6 | 113,186 | 18,864 |
| 2010 | 6 | 106,306 | 17,718 |
| 2009 | 6 | 109,367 | 18,228 |
| 2008 | 5 | 84,778 | 16,956 |
| 2007 | 5 | 88,672 | 17,734 |
| 2006 | 5 | 78,249 | 15,685 |
| 2005 | 5 | 82,232 | 16,446 |
| 2004 | 5 | 75,921 | 15,184 |
| 2003 | 5 | 93,469 | 18,694 |
| 2002 | 5 | 76,302 | 15,260 |
| 2001 | 5 | 73,844 | 14,769 |
| 2000 | 5 | 70,900 | 14,180 |
| 1999 | 4 | 55,010 | 13,752 |
| 1998 | 5 | 62,400 | 12,480 |
| 1997 | 4 | 78,818 | 19,704 |
| 1996 | 6 | 85,404 | 14,234 |
| 1995 | 4 | 69,502 | 17,376 |
| 1994 | 4 | 78,068 | 19,517 |
| 1993 | 6 | 51,578 | 8,596 |
| 1992 | 5 | 34,728 | 6,946 |
| 1991 | 4 | 33,808 | 8,452 |
| 1990 | 6 | 88,700 | 14,783 |
| 1989 | 5 | 71,447 | 14,289 |
| 1988 | 5 | 76,595 | 15,319 |
| 1987 | 4 | 55,055 | 13,764 |
| 1986 | 4 | 50,920 | 12,730 |
| 1985 | 4 | 40,600 | 10,150 |
| 1984 | 4 | 44,500 | 11,125 |
| 1983 | 5 | 60,400 | 12,080 |
| 1982 | 4 | 36,375 | 9,094 |
| 1981 | 4 | 49,976 | 12,494 |
| 1980 | 2 | 29,600 | 14,800 |
| 1979 | 3 | 43,500 | 14,500 |
| 1978 | 6 | 106,100 | 17,683 |
| 1977 | 4 | 78,397 | 19,599 |
| 1976 | 4 | 44,689 | 11,172 |
| 1975 | 3 | 35,530 | 11,843 |
| 1974 | 7 | 67,783 | 9,683 |
| 1973 | 6 | 71,941 | 11,990 |
| 1972 | 5 | 30,000 | 6,000 |
| 1971 | 5 | 52,350 | 10,470 |

*COVID-19 crowd restrictions in place

SEASON ATTENDANCE

TOTAL ATTENDANCE (HOME GAMES ONLY)

| | ATT. | YEAR | G | AVG. |
|-----|---------|------|---|--------|
| 1. | 140,131 | 2018 | 6 | 23,355 |
| 2. | 134,174 | 2017 | 6 | 22,362 |
| 3. | 128,150 | 2019 | 6 | 21,358 |
| 4. | 126,182 | 2013 | 6 | 21,030 |
| 5. | 119,269 | 2016 | 6 | 19,878 |
| 6. | 115,627 | 2014 | 6 | 19,271 |
| 7. | 114,150 | 2022 | 6 | 19,025 |
| 8. | 113,186 | 2011 | 6 | 18,864 |
| 9. | 109,367 | 2009 | 6 | 18,228 |
| 10. | 106,306 | 2010 | 6 | 17,718 |

AVERAGE ATTENDANCE (HOME GAMES ONLY)

| | AVG. | YEAR | G | ATT. |
|-----|--------|------|---|---------|
| 1. | 23,355 | 2018 | 6 | 140,131 |
| 2. | 22,362 | 2017 | 6 | 134,174 |
| 3. | 21,358 | 2019 | 6 | 128,150 |
| 4. | 21,030 | 2013 | 6 | 126,182 |
| 5. | 19,878 | 2016 | 6 | 119,269 |
| 6. | 19,704 | 1997 | 4 | 78,818 |
| 7. | 19,599 | 1977 | 4 | 78,397 |
| 8. | 19,517 | 1994 | 4 | 78,068 |
| 9. | 19,271 | 2014 | 6 | 115,627 |
| 10. | 19,025 | 2022 | 6 | 114,150 |

STADIUM FIRSTS

Groundbreaking: January 2010

Cost: \$78 million

First Game: Sept. 10, 2011

First Opponent: Houston

First National Anthem: UNT alumnus Pat Boone

First Play: 55-yard kickoff return from UNT's Brelan Chancellor

First Score: UNT quarterback Andrew McNulty on an 10-yard run in the first quarter vs. Houston

SINGLE-GAME ATTENDANCE

HOME STADIUMS SINCE 1971

| | ATT. | OPPONENT | DATE |
|-----|--------|-----------------|----------------|
| 1. | 30,123 | Houston* | Sept. 28, 2019 |
| 2. | 30,105 | Louisiana Tech* | Sept. 29, 2018 |
| 3. | 29,519 | SMU* | Sept. 1, 2018 |
| 4. | 29,437 | Baylor | Sept. 6, 2003 |
| 5. | 28,315 | Baylor | Aug. 31, 2000 |
| 6. | 28,075 | Houston* | Sept. 10, 2011 |
| 7. | 26,392 | Army* | Nov. 18, 2017 |
| 8. | 26,119 | UTEP* | Nov. 9, 2013 |
| 9. | 26,108 | UTEP* | Nov. 11, 2017 |
| 10. | 26,012 | Navy | Nov. 10, 2007 |

* At DATCU Stadium

HISTORY



STADIUM RECORDS AT DATCU

STADIUM RECORDS

| | | |
|----------------------------|--------|---|
| Passing Yards | 458 | Case Keenum, Houston vs. North Texas, Sept. 10, 2011 |
| Passing Touchdowns | 7 | Mason Fine, North Texas vs. UTEP, Nov. 2, 2019 |
| Rushing Yards | 313 | Lance Dunbar, North Texas vs. Middle Tennessee, Dec. 3, 2011 |
| Rushing Touchdowns | 4 | Lance Dunbar, North Texas vs. Middle Tennessee, Dec. 3, 2011 |
| Receiving Yards | 244 | Jaelon Darden, North Texas vs. Charlotte, Oct. 10, 2020 |
| Receiving Touchdowns | 4 | Jaelon Darden, North Texas vs. UTEP, Dec. 11, 2020 |
| | 4 | Carlos Henderson, Louisiana Tech vs. North Texas, Nov. 5, 2016 |
| Kick Return Yards | 286 | Brelan Chancellor, North Texas vs. Houston, Sept. 10, 2011 |
| All-purpose Yards | 332 | Brelan Chancellor, North Texas vs. Houston, Sept. 10, 2011 |
| Penalty Yds for a UNT opp. | 95 | Western Kentucky vs. North Texas, Nov. 19, 2011 |
| Longest Pass Play | 93 yds | Andrew McNulty to Carlos Harris, North Texas vs. Rice, Sept. 19, 2015 |
| Longest Rush Play | 92 yds | DeAndre Torrey, North Texas vs. Florida Atlantic, Nov. 15, 2018 |
| Longest Field Goal | 52 yds | Zach Olen, North Texas vs. FAU, Oct. 8, 2011 |
| Longest Punt | 73 yds | Kyle Greenwell, UAB vs. UNT, Sept. 18, 2021 |

NORTH TEXAS RECORDS AT DATCU

INDIVIDUAL

RUSHES

Lance Dunbar vs. MTSU, 2011 40

YARDS RUSHING

Lance Dunbar vs. MTSU, 2011 313

TD RUSHES

Lance Dunbar vs. MTSU, 2011 4

LONGEST RUSH

DeAndre Torrey vs. FAU, 2018 92

PASS ATTEMPTS

Mason Fine vs. Houston, 2016 55

PASS COMPLETIONS

Mason Fine vs. SMU, 2018 40

YARDS PASSING

Mason Fine vs. SMU, 2018 444

TD PASSES

Mason Fine vs. UTEP, 2019 7

LONGEST PASS

Andrew McNulty (to Carlos Harris)
vs Rice, 2015 93

RECEPTIONS

Carlos Harris vs. Southern Miss, 2014 15

TD RECEPTIONS

Jaelon Darden vs. UTEP, 2020 4

FIELD GOALS

Trevor Moore vs. SMU, 2014 5

LONGEST FIELD GOAL

Zach Olen vs. FAU, 2011 52

LONGEST PUNT

Will Atterberry vs. WKU, 2011 70

LONGEST PUNT RETURN

Darvin Kidsy vs. Nicholls 75

LONGEST KICKOFF RETURN

DeAndre Torrey vs. SMU, 2018 96

TACKLES

KD Davis vs. LA Tech, 2022 19

SACKS

Aaron Bellazin vs. UTEP, 2013 3.0

Chad Polk vs. Nicholls, 2014 3.0

Tillman Johnson vs. Nicholls, 2014 3.0

Jarrian Roberts vs. Rice, 2015 3.0

Mazin Richards vs. LA Tech, 2022 3.0

TEAM

RUSHES

69 vs. MTSU, 2011

YARDS RUSHING

475 vs. LA Tech, 2022

TD RUSHES

7 vs. MTSU, 2011

PASS ATTEMPTS

58 vs. Houston, 2019

PASS COMPLETIONS

40 vs. SMU, 2018

YARDS PASSING

461 vs. SMU, 2018

TOUCHDOWN PASSES

7 vs. UTEP, 2019

TOTAL OFFENSE

721 vs. Houston Baptist, 2020

POINTS

77 vs. Nicholls, 2014

FIRST DOWNS

34 vs. SMU (2018) and Texas Southern (2022)



UNT ATHLETICS HALL OF FAME

The North Texas Athletics Hall of Fame was established in 1981 to acknowledge former athletes, coaches, and administrators whose accomplishments have brought credit to the University of North Texas and had a special impact on Mean Green athletics.

Abbey, Duane (TF, 1937) – 1999
 Abbey, Joe (FB/MBB, 1949) – 2001
 Adams, Alysha (TF, 2011) – 2018
 Adams, Bill (TF, 1948) – 2004
 Armstrong, Quincy (FB, 1952) – 1993
 Awasom, Adrian – (FB, 2004) – 2022
 Bahnsen, Ken (FB, 1953) – 1991
 Baker, John (FB, 2000) – 2015
 Barns, Fred (TN, 1939) – 1993
 Bean, Dwain (FB, 1964) – 1997
 Beatty, Chuck (FB, 1969) – 2003
 Bishop, Bill (FB, 1952) – 1998
 Black, Ramona (WBB, 1991) – 2017
 Blakely, Bill (Coach) – 2002
 Boaz, Kermit (FB, 1937) – 1990
 Bowles, Scott (FB, 1991) – 2015
 Brashier, Bill (FB/Coach, 1952) – 2000
 Brewer, James (TF/FB/Coach, 1951) – 1995
 Brewster, Andy (FB, 2005) – 2015
 Brock, J.B. (MBB/TF) – 1990
 Brown, Delmer (TF) – 1985
 Brown, Elmer (TF) – 1985
 Buckles, Jonas (FB, 2005) – 2015
 Campbell, Clara (WBB, 1987) – 2000
 Camper, Marcus (FB, 1989) – 2019
 Cantler, Mallory (SB, 2011) – 2018
 Carlin, Vidal (FB, 1967) – 2006
 Carrico, Bill (FB, 1960) – 1993
 Case, Jordan (FB, 1980) – 2001
 Chapman, Walter (FB, 1978) – 2012
 Chancellor, Brelan (FB, 2013) – 2022
 Chrisman, Alvin (TF, 1941) – 1986
 Chrisman, Doyle (TF, 1941) – 1988
 Clark, David (TF, 1960) – 1988
 Cobb, Fred (MG, 1920) – 1987
 Cobbs, Patrick (FB, 2005) – 2010
 Cole, Vernon (QB, 1960) – 1993
 Collins, Ross (MBB, 1947) – 1983
 Conrad, Joe (MG, 1952) – 1995
 Cooper, Bill (FB/Coach, 1920) – 1993
 Cooper, Jim (FB, 1948) – 2013
 Cowley, Herman (FB/MBB, 1930) – 1988
 Davey, Krista (WSOC, 2000) – 2005
 Davis, Chris (MBB, 2003) – 2008
 Davis, Melvin (MBB, 1978) – 2018
 Davis, Scott (FB, 1991) – 1999
 Davis, Willie (MBB, 1968) – 1996
 Defoor, Ira (FB/TF, 1948) – 2004
 Dickey, Darrell (Coach) – 2017
 Dinkle, Billy (FB, 1949) – 2009
 Draper, Paul (FB, 1968) – 2017
 Dunbar, Lance (FB, 2012) – 2016
 Dunham, George (Broadcaster) – 2014
 Dunlap, Leonard (FB, 1971) – 2014
 Eagle, Jim (FB, 1950) – 1995
 Elder, Jack (FB/TF, 1934) – 1992
 Eschenbrenner, Bill (MGOLF, 1960) – 2006
 Everest, Andy (Coach/Admin) – 2004
 Fambro, Luther (FB/TF, 1949) – 1998
 Ferrill, Herb (FB/MG/Coach, 1949) – 1989
 Fitzgerald, Casey (FB, 2009) – 2019
 Fouts, Theron (FB/TF/Admin) – 1985
 Fry, Hayden (FB/Admin) – 1997
 Galbreath, Kevin (FB, 2003) – 2010
 Gale, Jimmy (Coach) – 2009
 Garland, Ken (TF/Coach) – 1997
 Goldsmith, Max (TF) – 1991
 Gowin, Toby (FB, 1997) – 2003
 Graham, Fred (Admin) – 1996
 Granger, John (MG) – 1999
 Greene, Joe (FB, 1969) – 1981
 Greenwood, Bobby (MG, 1963) – 2002
 Gross, Byron (FB, 1991) – 2004
 Hagler, Mike (TF, 1957) – 2010
 Hall, Scott (FB, 2005) – 2013
 Hamilton, Joe (MBB, 1970) – 1989
 Hardman, Cedrick (FB, 1970) – 2001
 Harkless, Burkley (FB, 1967) – 2005
 Harriss, Beulah (Coach/Admin) – 1987
 Hayes, E.O. "Doc" (MBB, 1928) – 1986

Haynes, Abner (FB, 1960) – 1986
 Hester, Lanier (FB/MBB, 1938) – 1997
 Hicks, Olvis (TF/FB, 1941) – 1999
 Hicks, Pat (MBB, 1983) – 2015
 Hocking, Leana (TF) – 1992
 Hodges, Kelsey (WSOC, 2014) – 2019
 Hodlen, Rachel (WSOC, 2016) – 2022
 Holloway, Glen (FB, 1970) – 2003
 Hulsebosh, Jessica (VB, 2007) – 2022
 Hutyra, Heather (WSOC, 2008) – 2013
 Hopkins, Freddie (MBB, 1956) – 1983
 Imel, Dale (TF, 1955) – 2003
 Jackson, Amber (WBB, 2009) – 2019
 Jackson, Bernard (FB) – 1998
 January, Don (MG, 1953) – 1981
 Jerden, Cecil (TF, 1931) – 1994
 Johnson, Charles (MBB/Coach, 1952) – 1992
 Johnson, Christy (WSOC, 2001) – 2007
 Johnston, Walter "Weasel" (MBB, 1977) – 2014
 Jones, Isalene (WBB, 1984) – 1996
 Juett, Kendall (WSOC, 2010) – 2017
 Kassell, Brad (FB, 2002) – 2008
 Kelley, Ken (TF, 1955) – 2008
 Kelley, Pat (MBB, 1953) – 2003
 Kennedy, Brandon (FB, 2004) – 2012
 Kerestine, Jackie (WSOC, 2015) – 2020
 Khoury, Isead (FB/MSOC, 1978) – 2001
 Kinder, Royal (TF, 1938) – 1994
 Kuehne, Ernie (McCain Award) – 2013
 Levarity, Rudy (TF, 1982) – 2005
 Lindsay, Dick (FB, 1950) – 2006
 Linscomb, Ron (TF, 1965) – 2012
 Lockhart, Carl (FB/TF, 1965) – 1992
 Love, John (FB, 1967) – 1992
 Lovelace, Don and Patty (McCain Award) – 2017
 Lowe, Loyd (FB/TF, 1951) – 2001
 Lowe, Richard (Coach) – 2006
 Lucas, Weldon (TF/FB, 1931) – 1989
 Lyons, Kenneth (MBB, 1983) – 1993
 Magee, Doyle (TF, 1967) – 1998
 Maher, Mitch (FB, 1995) – 2000
 Marginas, Corina (VB, 2004) – 2009
 Marin, Marilyn (WSOC, 2004) – 2008
 Martin, Zeke (FB, 1951) – 1989
 Mata, Johnny (FB, 1967) – 2020
 Maxwell, Billy (MG, 1952) – 1989
 McAlister, Dan (FB/MBB/TF) – 1985
 McBee, Rives (Golf, 1962) – 2022
 McCain, Fred (FB/Coach/Admin, 1949) – 1987
 McClure, Sam (FB/TF/Coach, 1931) – 1990
 McNatt, Al and Darlene (McCain Award) – 2019
 McNatt, Jim (McCain Award) – 2015
 Menchaca, Richard (TF, 1962) – 1999
 Menefee, Bill (MBB, 1943) – 1994
 Mercer, Bill (Broadcaster) – 1990
 Miller, Ron (MBB, 1967) – 2016
 Mitchell, Jalie (WBB, 2002) – 2007
 Mitchell, Odus (Coach) – 1981
 Moore, Barry (FB, 1970) – 2002
 Moore, G.A. (FB, 1962) – 2002
 Moore, J.D. (FB/MBB/TF, 1933) – 1991
 Morris, L.B. (FB/MBB/TF) – 1991
 Moturi, Ben (TF) – 2010
 Mudd, Jim (MBB) – 1990
 Muller-Winslow, Katya (SB, 2008) – 2020
 Myracle, Terrance (FB/MBB/TN/Coach, 1927) – 1988
 Nelson, Corky (Coach) – 2013
 Nelson, Judy Buckles (Coach) – 2014
 Noah, Winton "Pop" (Coach) – 1983
 Orr, Zach (FB, 2014) – 2019
 Parker, Walt (FB, 1940) – 1995
 Parker, Willie (FB, 1971) – 2014
 Patterson, Paul (TF, 1955) – 2001
 Pegram, Erric (FB, 1991) – 1999
 Pina, Melinda (WSOC, 2005) – 2011
 Ramsey, Steve (FB, 1970) – 1988
 Quinn, Johnny (FB, 2007) – 2011
 Ratliff, Jesse (MBB, 1994) – 2001
 Reades, Rosalyn (WBB, 2002) – 2007
 Redwine, Troy (FB, 1996) – 2006
 Reece, Beasley (FB, 1976) – 1997
 Renfro, Dean (FB, 1955) – 2000
 Renfro, Ray (FB, 1952) – 1981
 Rideout, Blaine (TF, 1940) – 1990
 Rideout, Wayne (TF, 1940) – 1981
 Riley, Pat (BOXING) – 2003

Riola, Johnie (FB, 1941) – 1998
 Risinger, Lisa (WBB, 1979) – 1992
 Robertson, Craig (FB, 2011) – 2016
 Rodriguez, Victor (TF, 1955) – 2006
 Runnells, Tommy (FB, 1955) – 1991
 Russell, James (FB, 1967) – 2018
 Russell, Ruben (MBB, 1967) – 1994
 Rutherford, Bennie (MBB, 1950) – 2007
 Ryan, G. Brint (McCain Award) – 2015
 Sammel, Gwynn (WTEN, 1982) – 2018
 Savage, John (MBB, 1964) – 1988
 Schmidt, Bill (TF, 1970) – 1988
 Shands, Pete (Coach) – 1983
 Shanklin, Ron (FB, 1970) – 1986
 Shepard, Charles (FB, 1955) – 2005
 Shepard, Robert (FB, 1937) – 1991
 Sisco, Jack (Coach) – 1985
 Slack, Fred (FB/TF, 1925) – 1996
 Slinker, Tina (Coach) – 2020
 Smith, Andrew (FB, 2006) – 2016
 Smith, Bobby (FB, 1962) – 1992
 Smith, C. Dan (FB, 1962) – 2012
 Smith, J.T. (FB, 1978) – 1991
 Spencer, Cody (FB, 2004) – 2013
 Sportsman, Charles "Choc" (Coach) – 1981
 St. Clair, J.W. (Coach) – 2019
 Stovall, Johnny (FB, 1936) – 1981
 Stovall, P.B. (FB, 1937) – 1986
 Stroup, Francis (MBB/S&D, 1929) – 1987
 Thomas, Jamario (FB, 2008) – 2012
 Thompson, Derek (FB, 2013) – 2020
 Thompson, Tristan (MBB, 2011) – 2020
 Turner, Charlie (FB/MBB, 1937) – 1987
 Vineyard, Leon (FB/MBB, 1940) – 1991
 Walker, Dee (FB/Coach, 1941) – 2002
 Walters, Cody (TF, 1954) – 2011
 Walters, Dennis (MG, 1971) – 2000
 Waters, Brian (FB, 1999) – 2005
 Waters, Susan (SB, 2007) – 2016
 Washington, Burks (FB, 1979) – 2004
 Washington, Ken (FB, 1978) – 1996
 Watson, Calvin (MBB, 2007) – 2016
 Way, Bobby (FB, 1960) – 2011
 Weaver, Jimmy (TF, 1958) – 1996
 Westheimer, Jerome "Bruzzy" (MGOLF, 1965) – 2015
 Whetzle, Dick (MGOLF, 1958) – 2015
 Whitaker, Crest (MBB/TF, 1970) – 1994
 White, Josh (MBB, 2011) – 2017
 White, Lance (FB, 1987) – 2005
 Whitlow, Felton (FB, 1948) – 1998
 Wilburn, Ja'Quay (FB, 2001) – 2009
 Williams, Ken (MBB, 1978) – 1997
 Williams, Welby (FB/TF, 1941) – 1995
 Winfield, Leroy (WBB, 1969) – 1994
 Womack, Ray (TF, 1948) – 2000
 Womble, Royce (FB/TF, 1952) – 2004
 Worrell, Tony (MBB, 1988) – 2000
 Wright, Ted (FB, 1933) – 1981
 Zuniga, Nick (FB, 2003) – 2022

HISTORY



INDIVIDUAL RECORDS

RUSHING

ATTEMPTS

GAME

- 41 — Jamario Thomas vs. ULM, 2004 [218 yards]
- 41 — Ja'Quay Wilburn vs. New Mexico St., 2000 [172 yards]

SEASON

- 307 — Patrick Cobbs, 2003 [1,680 yards]

CAREER

- 825 — Patrick Cobbs, 2001-05 [4,100 yards]

YARDS

GAME

- 313 — Lance Dunbar vs. Middle Tennessee, 2011 [40 att.]

SEASON

- 1,801 — Jamario Thomas, 2004 [285 att.]
- Quarterback: 569 — Vernon Cole, 1959 [105 att.]

CAREER

- 4,224 — Lance Dunbar, 2008-11 [782 att.]

YARDS PER ATTEMPT

GAME (MIN. 5 ATTEMPTS)

- 36.2 — Ray Renfro vs. Midwestern State, 1951

SEASON (MIN. 75 ATTEMPTS)

- 7.5 — Ray Renfro, 1951 [127 for 959 yards]

SEASON (MIN. 125 ATTEMPTS)

- 7.5 — Ray Renfro, 1951 [127 for 959 yards]

CAREER (MIN. 200 ATTEMPTS)

- 6.8 — Ray Renfro, 1948-51 [230 for 1,556 yards]

CAREER (MIN. 300 ATTEMPTS)

- 5.7 — Jeffery Wilson, 2014-17 [562 for 3,205 yards]

CAREER (MIN. 400 ATTEMPTS)

- 5.7 — Jeffery Wilson, 2014-17 [562 for 3,205 yards]

YARDS PER GAME

SEASON

- 150.00 — Jamario Thomas, 2004 [1,801 in 12 games]

CAREER (SINCE 2000)

- 103.02 — Lance Dunbar, 2008-11 [782 for 4,224 yards]

100-YARD GAMES

SEASON

- 10 — Patrick Cobbs, 2003 [10 games]

CAREER

- 21 — Patrick Cobbs, 2001-05 [48 games]
- Lance Dunbar, 2008-11 [41 games]

CONSECUTIVE 100-YARD GAMES

SEASON

- 10 — Patrick Cobbs, 2003

CAREER

- 10 — Patrick Cobbs, 2003

TOUCHDOWNS

GAME

- 4 — Lance Dunbar vs. Middle Tennessee, 2011
- Lance Dunbar vs. Louisiana, 2009
- Jamario Thomas vs. Idaho, 2004*
- Patrick Cobbs vs. ULM, 2002
- Scott Davis vs. E. Washington, 1988

SEASON

- 19 — Patrick Cobbs, 2003 [307 att.]

CAREER

- 41 — Lance Dunbar, 2008-11 [782 att.]

PASSING

ATTEMPTS

GAME

- 64 — Daniel Meager vs. SMU, 2007 [46 comp.]

SEASON

- 511 — Mason Fine, 2017 [324 comp.]

CAREER

- 1,655 — Mason Fine, 2016-19 [1,039 comp.]

COMPLETIONS

GAME

- 46 — Daniel Meager vs. SMU, 2007 [64 att.]

SEASON

- 324 — Mason Fine, 2017 [511 att.]

CAREER

- 1,039 — Mason Fine, 2016-19 [1,655 att.]

COMPLETION PERCENTAGE

GAME (MIN. 10 ATTEMPTS)

- 89.3 — Derek Thompson vs. Kansas State, 2012 [25-of-28]

SEASON (MIN. 125 ATTEMPTS)

- 67.7 — Riley Dodge, 2009 [205-of-303]

SEASON (MIN. 250 ATTEMPTS)

- 67.7 — Riley Dodge, 2009 [205-of-303]

CAREER (MIN. 500 ATTEMPTS)

- 62.8 — Mason Fine, 2016-19 [1,039-of-1655]

YARDS

GAME

- 601 — Daniel Meager vs. SMU, 2007 [46-of-67]

SEASON

- 4,052 — Mason Fine, 2017 [324-of-511]
- Freshman: 2,388 — Giovanni Vizza, 2007 [223-of-383]
- Sophomore: 4,052 — Mason Fine, 2017 [324-of-511]
- Junior: 3,793 — Mason Fine, 2018 [291-of-402]
- Senior: 3,547 — Austin Aune, 2022 [232-of-411]

CAREER

- 12,505 — Mason Fine, 2016-19 [1,039-of-1,655]

TOUCHDOWNS

GAME

- 7 — Giovanni Vizza vs. Navy, 2007 [50 att.]

SEASON

- 34 — Austin Aune, 2022 [411 att.]

CAREER

- 93 — Mason Fine, 2016-19 [1,655 att.]

INTERCEPTIONS

GAME

- 6 — Scott Davis vs. Stephen F. Austin, 1988
- Steve Ramsey vs. Memphis, 1968
- Steve Ramsey vs. Drake, 1969

SEASON

- 31 — Steve Ramsey, 1969

CAREER

- 67 — Steve Ramsey, 1967-69

200-YARD GAMES

SEASON

- 10 — Mitch Maher, 1994

CAREER

- 36 — Mason Fine, 2016-19 [49 games]

CONSECUTIVE GAMES

- 10 — Mitch Maher, 1994

300-YARD GAMES

SEASON

- 5 — Mason Fine, 2019 [12 games]

CAREER

- 18 — Mason Fine, 2016-19 [49 games]

CONSECUTIVE GAMES

- 3 — Mason Fine, 2019

400-YARD GAMES

SEASON

- 2 — Mason Fine, 2018 [13 games]

CAREER

- 3 — Mason Fine, 2016-19 [49 games]

CONSECUTIVE GAMES

- 2 — Mason Fine, 2018

CONSECUTIVE GAMES WITH TD PASS

SEASON

- 12 — Mason Fine, 2018; Austin Aune, 2022

CAREER

- 23 — Mason Fine, 2017-18 [Sept. 23, 2017-Nov. 24, 2018]

INTERCEPTIONS

GAME

- 6 — 3 times. most recently; Scott Davis vs. SFA, 1988

SEASON

- 31 — Steve Ramsey, 1969 [414 att.]

CAREER

- 67 — Steve Ramsey, 1967-69 [1,015 att.]

300-YARD GAMES

SEASON

- 7 — Mason Fine, 2017 [14 games]

CAREER

- 18 — Mason Fine, 2016-19 [49 games]

400-YARD GAMES

SEASON

- 2 — Mason Fine, 2018 [13 games]

CAREER

- 3 — Mason Fine, 2016-19 [49 games]



INDIVIDUAL RECORDS

RECEIVING

RECEPTIONS

GAME

22 — Marvin Walker vs. Tulsa, 1982

SEASON

113 — Casey Fitzgerald, 2008 [1,119 yards]

Junior: 111 — Casey Fitzgerald, 2007 [1,322 yards]

Senior: 113 — Casey Fitzgerald, 2008 [1,119 yards]

CAREER

230 — Jaelon Darden, 2017-20 [2,782 yards]

YARDS

GAME

327 — Casey Fitzgerald vs. SMU, 2007 [18 rec.]

SEASON

1,322 — Casey Fitzgerald, 2007 [111 rec.]

CAREER

2,782 — Jaelon Darden, 2017-20 [230 rec.]

YARDS PER RECEPTION

SEASON (MIN. 20 RECEPTIONS)

31.60 — A.V. Collins [30 for 949]

CAREER (MIN. 50 RECEPTIONS)

22.76 — Jyaire Shorter, 2018-22 [58 for 1,320]

TOUCHDOWNS

GAME

5 — Casey Fitzgerald vs. Navy, 2007 [13 rec.]

SEASON

19 — Jaelon Darden, 2020 [74 rec.]

CAREER

38 — Jaelon Darden, 2017-20 [230 rec.]

100-YARD GAMES

SEASON

6 — Jaelon Darden, 2020 [10 games]

CAREER

11 — John Love, 1965-66

11 — Barry Moore, 1968-69

TOTAL OFFENSE

TOTAL PLAYS

GAME

73 — Giovanni Vizza vs. Louisiana, 2007

SEASON

618 — Mason Fine, 2017

CAREER

1,980 — Mason Fine, 2016-19

TOTAL YARDS

GAME

597 — Daniel Meager vs. SMU, 2007 [-4 rush/601 pass]

SEASON

4,068 — Mason Fine, 2017

Freshman: 2,687 — Giovanni Vizza, 2007

Sophomore: 4,068 — Mason Fine, 2017

Junior: 3,813 — Mason Fine, 2018

Senior: 3,599 — Austin Aune, 2022

CAREER

12,561 — Mason Fine, 2016-19

YARDS PER PLAY

SEASON (MIN. 50 PLAYS)

7.92 — Austin Aune, 2020 [1,679 in 212 plays]

CAREER (MIN. 300 PLAYS)

7.37 — Austin Aune, 2019-22 [7,730 in 1,047 plays]

TD RESPONSIBILITY (PASSING AND RUSHING)

GAME

8 — Giovanni Vizza vs. Navy, 2007 [0 rush/8 pass]

SEASON

34 — Austin Aune, 2022 [1 rush/33 pass]

CAREER

100 — Mason Fine, 2016-19 [7 rush/93 pass]

ALL-PURPOSE

NET YARDS

GAME

332 — Brelan Chancellor vs. Houston, 2011

SEASON

181.5 — Jamario Thomas, 2004 [10 games]

CAREER

131.2 — Lance Dunbar, 2008-11 [41 games]

SCORING

POINTS SCORED

GAME

45 — Fred Cobb vs. Dallas University, 1919

SEASON

126 — Patrick Cobbs, 2003 [21 TD]

CAREER

294 — Lance Dunbar, 2008-11 [49 TD]

POINTS SCORED, KICKING

GAME

18 — Garrett Courtney vs. Utah State, 1997 [5 FG, 3 PAT]

SEASON

115 — Trevor Moore, 2017 [20 FG, 55 PAT]

CAREER

331 — Ethan Mooney, 2018-22 [52 FG, 175 PAT]

TOUCHDOWNS

GAME

6 — Fred Cobbs vs. U. Dallas, 1919

6 — Bill Collins vs. Thorp Springs College, 1916

SEASON

21 — Patrick Cobbs, 2003

CAREER

49 — Lance Dunbar, 2008-11

FIELD GOALS MADE

LONGEST

62 — Iseed Khoury vs. Richmond, 1977

GAME

5 — Trevor Moore vs. SMU, 2014

Denis Hopovac vs. FIU, 2006

Garrett Courtney, vs. Utah State, 1997

SEASON

20 — Trevor Moore, 2017 [22 att.]

CAREER

53 — Trevor Moore, 2014-17 [66 att.]

FIELD GOALS ATTEMPTED

GAME

9 — Denis Hopovac vs. FIU, 2007

SEASON

27 — Keith Chapman [19 made]

CAREER

71 — Keith Chapman [49 made]

FIELD GOAL PERCENTAGE

SEASON (MIN. 20 ATTEMPTS)

90.9 — Trevor Moore, 2017 [20-of-22]

CAREER (MIN. 20 ATTEMPTS)

80.3 — Trevor Moore, 2014-17 [53-of-66]

PAT KICKS MADE

GAME

11 — Trevor Moore vs. Nicholls State, 2014

SEASON

55 — Trevor Moore, 2017

CAREER

175 — Ethan Mooney, 2018-22 [177 att.]

PAT KICKS ATTEMPTED

GAME

11 — Trevor Moore vs. Nicholls State, 2014

SEASON

55 — Trevor Moore, 2017 [55 made]

Ethan Mooney, 2022 [54 made]

CAREER

177 — Ethan Mooney, 2018-22 [175 made]

PAT KICK PERCENTAGE

SEASON

1.000 — 9 times, last by Ethan Mooney, 2020 [38-of-38]

CAREER

1.000 — Trevor Moore, 2014-17 [154-of-154]

CONSECUTIVE PAT KICKS MADE

SEASON

55 — Trevor Moore, 2017

CAREER

154 — Trevor Moore, 2014-17



INDIVIDUAL RECORDS

PUNTING

PUNTS

GAME

14 — David Yaeger vs. Drake, 1972

SEASON

89 — Toby Gowin, 1996 [3,946 yards]

CAREER

286 — John Starnes, 1981-84 [11,345 yards]

YARDS

PLAY

92 — Toby Gowin vs. Vanderbilt, 1996

GAME

518 — David Yaeger vs. Weber State, 1971

SEASON

3,946 — Toby Gowin, 1996 [89 punts]

CAREER

11,345 — John Starnes, 1981-84 [286 punts]

YARDS PER PUNT

GAME

54.50 — Jerry Pair vs. West Texas State, 1959

SEASON

47.20 — John Baker, 1997 [62 for 2,925 yards]

CAREER

44.20 — Eric Keena, 2014-16 [175 for 7,729 yards]

70-PLUS-YARD PUNTS

GAME

1 — 16 times, most recently; Alvin Kenworthy vs. SMU, 2019

SEASON

2 — 3 times, most recently; Truman Spencer, 2007

CAREER

2 — 5 times, most recently; Truman Spencer, 2005-08

DEFENSE

TOTAL TACKLES

GAME (SINCE 2000)

21 — Chris Hurd vs Air Force, 2003

SEASON (SINCE 1977)

143 — Trent Touchstone, 1989

CAREER (SINCE 1977)

428 — KD Davis, 2018-22

SOLO TACKLES

GAME (SINCE 2000)

14 — Kishawn McClain vs. Rice, 2015

SEASON (SINCE 1977)

88 — Trent Touchstone, 1989

CAREER (SINCE 1977)

386 — Byron Gross, 1987-90

ASSISTED TACKLES

GAME (SINCE 2000)

16 — KD Davis vs. Rice, 2021

SEASON (SINCE 1977)

71 — Byron Gross, 1990

CAREER (SINCE 2000)

228 — KD Davis, 2018-22

TACKLES FOR LOSS

GAME (SINCE 2000)

6 — Brandon Kennedy vs. Idaho, 2002

SEASON (SINCE 1996)

25 — E.J. Ejiya, 2018

CAREER (SINCE 1996)

61 — Brandon Kennedy, 2000-03

SACKS

GAME (SINCE 1998)

3 — 7 times, most recently; Mazin Richards vs. LA Tech, 2022

SEASON (SINCE 1983)

14.5 — Willis Hudson, 1994

CAREER (SINCE 1983)

24.0 — Willis Hudson, 1991-95

INTERCEPTIONS

GAME

3 — 11 times, most recently; Ken Fontno vs. Wichita State, 1971

SEASON

10 — Bill Brashier, 1951

CAREER

19 — Bill Brashier, 1949-51

INTERCEPTION RETURN YARDS

PLAY

100 — Don Baker vs. Midwestern State, 1955
J.T. Smith vs. LA Tech, 1976

GAME

128 — Ret Little vs. Louisville, 1967 [2 int.]

SEASON

250 — Leonard Dunlap, 1969 [3 int.]

CAREER

382 — Leonard Dunlap, 1969-70 [13 int.]

INTERCEPTION RETURNS FOR TD

GAME

1 — 19 times, most recently; Ridge Texada vs. FAU, 2022

SEASON

3 — Leonard Dunlap, 1969

CAREER

3 — Leonard Dunlap, 1969-70 [13 int.]

PASSES DEFENDED

GAME (SINCE 2000)

7 — Royce Hill vs. Florida Atlantic, 2011

SEASON (SINCE 2000)

21 — Ridge Texas, 2022

CAREER (SINCE 2000)

30 — Jonas Buckles, 2001-04

BLOCKED KICKS

GAME (SINCE 2000)

2 — Aaron Oeathers vs. Arkansas State, 2007

SEASON (SINCE 2000)

3 — Aaron Weathers, 2007

3 — Marcus Trice, 2013

CAREER (SINCE 2000)

5 — Aaron Weathers, 2005-07



INDIVIDUAL RECORDS

KICK RETURNS

PUNT RETURNS

GAME

7 — Bernie Barbour vs. Wichita State, 1967

SEASON

36 — Bernie Barbour, 1969 [371 yards];
J.T Smith, 1976 [380 yards]

CAREER

100 — JT Smith, 1974-77 [858 yards]

PUNT RETURN YARDS

PLAY

91 — Bill Woods, 1966
Richard Nutt vs. Houston, 1948

GAME

132 — Darvin Kidsy vs. Nicholls, 2014 [3 returns]

SEASON

386 — Brelan Chancellor, 2013 [24 returns]

CAREER

945 — Bernie Barbour, 1967-69 [94 returns]

YARDS PER PUNT RETURN

GAME

90.00 — Keegan Brewer vs. Arkansas, 2018 [1 return]

SEASON (MIN. 10 RETURNS)

17.60 — Billy Woods, 1966 [20 for 351 yards]

CAREER (MIN. 20 RETURNS)

20.04 — Abner Hayes, 1957-59 [21 for 421 yards]

PUNT RETURN TOUCHDOWNS

SEASON

3 — Bill Woods, 1966

CAREER

3 — Bill Woods, 1966
Marcus Camper, 1985-88

LONGEST PUNT RETURN

PLAY

91 — Bill Woods, 1966
Richard Nutt vs. Houston, 1948

PLAY, MODERN ERA

90 — Keegan Brewer vs. Arkansas, 2018

KICKOFF RETURNS

GAME

9 — Brelan Chancellor vs. Houston, 2011

SEASON

50 — Brelan Chancellor, 2011

CAREER

125 — Brelan Chancellor, 2010-13

KICKOFF RETURN YARDS

PLAY

100 — Darvin Kidsy vs. Rice, 2014;
Broderick McGrew vs. Utah State, 1998;
Johnny Stovall vs. Sam Houston, 1936

GAME

285 — Brelan Chancellor vs. Houston, 2011 [9 returns]

SEASON

1,094 — Brelan Chancellor, 2011 [50 returns]

CAREER

3,031 — Brelan Chancellor, 2010-13 [125 returns]

YARDS PER KICKOFF RETURN

SEASON (MIN. 10 RETURNS)

40.75 — Deion Hair-Griffin, 2019 [12 for 489 yards]

CAREER (MIN. 25 RETURNS)

29.53 — Deion Hair-Griffin, 2018-20 [32 for 945 yards]

KICKOFF RETURN TOUCHDOWNS

GAME (SINCE 2000)

1 — 7 times, most recently; Kaylon Horton vs. UNLV, 2022

SEASON

2 — Michael High, 1993; Brelan Chancellor, 2010

CAREER

3 — Brelan Chancellor, 2010-13

LONGEST KICKOFF RETURN

PLAY

100 — Darvin Kidsy vs. Rice, 2014;
Broderick McGrew vs. Utah State, 1998;
Johnny Stovall vs. Sam Houston, 1936

TOTAL KICK RETURNS

GAME (SINCE 2000)

10 — Brelan Chancellor vs. Houston, 2011 [1 punt/9 kickoff]

SEASON (SINCE 2000)

61 — Brelan Chancellor, 2011 [11 punt/50 kickoff]

CAREER (SINCE 2000)

164 — Brelan Chancellor, 2010-13 [45 punt/125 kickoff]

TOTAL KICK RETURN YARDS

GAME (SINCE 2000)

286 — Brelan Chancellor vs. Houston, 2011

SEASON (SINCE 2000)

1,094 — Brelan Chancellor, 2011

CAREER (SINCE 2000)

3,031 — Brelan Chancellor, 2010-13

MISC.

CONSECUTIVE STARTS

CAREER

62 — Manase Mose, 2018-22*

* - NCAA Record

TOTAL STARTS

CAREER

62 — Manase Mose, 2018-22



TEAM RECORDS

RUSHING

ATTEMPTS

GAME

Most: 73 — vs. New Mexico Stste, 1958; vs. San Diego State, 1971

(SINCE 2000)

Fewest: 17 — at Iowa, 2017 [112 yards]

SEASON

Most: 639 — 2021 [3,043 yards]

(SINCE 2000)

Fewest: 370 — 2008 [1528 yards]

YARDS

GAME

Most: 475 — vs. LA Tech, 2022

(SINCE 2000)

Fewest: -13 — at Florida, 2016 [28 att.]

SEASON

Most: 3,207 — 1951 [609 att.]

(SINCE 2000)

Fewest: 1,404 — 2006 [437 att.]

TOUCHDOWNS

GAME

9 — vs. Decatur Baptist, 1929

SEASON

Most: 33 — 1951 [609 att.]

(SINCE 2000)

Fewest: 5 — 2006 [437 att.]

YARDS PER GAME

SEASON

Most: 290.8 — 1959 [3,079 in 11 games]

Fewest: 49.9 — 1966 [499 in 10 games]

YARDS PER ATTEMPT

SEASON (SINCE 2000)

Most: 5.29 — 2009 [2,223 on 420 att.]

Fewest: 4.04 — 2006 [2,786 on 690 att.]

PASSING

ATTEMPTS

GAME

Most: 65 — vs. Southwest Louisiana, 1969
(SINCE 2000)

Fewest: 5 — Louisiana-Monroe, 2002 [2 comp.]

SEASON

Most: 553 — 2007 [330 comp.]

(SINCE 2000)

Fewest: 209 — 2000 [98 comp.]

COMPLETIONS

GAME (SINCE 2000)

Most: 46 — vs. SMU, 2007 [64 att.]

Fewest: 2 — vs. Middle Tennessee, 2011 [7 att.]; vs. ULM, 2002 [5 att.]

SEASON (SINCE 2000)

Most: 330 — 2007 [553 att.]

Fewest: 98 — twice, 2002 [217 att.]; 2000 [209 att.]

COMPLETION PERCENTAGE

GAME (SINCE 2000)

89.30 — at Kansas State, 2012 [25-of-28]

SEASON (SINCE 2000)

High: 67.07 — 2009 [277-of-413]

Low: 45.16 — 2002 [98-of-217]

YARDS

GAME

Most: 601 — vs. SMU, 2007 [46-of-64]

(SINCE 2000)

Fewest: 15 — at Texas, 2014 [17 att.]

SEASON

Most: 4,086 — 2017 [328-of-520]

Fewest: 335 — 1961 [completions and attempts unknown]

YARDS PER GAME

SEASON

Most: 306.8 — 2018 [3,989 yards in 13 games]

Fewest: 209.90 — 1964 [2,099 yards in 10 games]

TOUCHDOWNS

GAME

8 — vs. Navy, 2007 [50 att.]

SEASON

Most: 34 — 2022 [432 att.]

(SINCE 2000)

Fewest: 7 — 2000 [209 att.]

INTERCEPTIONS

GAME

6 — 3 times. most recently; vs. Stephen F. Austin, 1988

SEASON

Most: 31 — 1969 [414 att.]

(SINCE 2000)

Fewest: 4 — 2004 [250 att.]

INTERCEPTION PERCENTAGE

SEASON (SINCE 2000)

.016 — 2004 [4 in 250 attempts]

TOTAL OFFENSE

TOTAL PLAYS

GAME

Most: 99 — vs. New Mexico State, 1970

(SINCE 2000)

Fewest: 46 — at Iowa, 2017

SEASON (SINCE 2000)

Most: 1,037 — 2017

Fewest: 646 — 2000

TOTAL YARDS

GAME (SINCE 2000)

Most: 768 — at Middle Tennessee, 2020

Fewest: 53 — at Florida, 2016

SEASON (SINCE 2000)

Most: 6,465 — 2022

Fewest: 2,657 — 2000

YARDS PER PLAY

SEASON (SINCE 2000)

Most: 6.67 — 2022 [6,645 yards on 968 plays]

Fewest: 4.04 — 2006 [2,786 yards on 690 plays]

YARDS PER GAME

SEASON (SINCE 2000)

Most: 513.20 — 2020 [5,132 yards in 10 games]

Fewest: 209.90 — 1964 [2,099 yards in 10 games]

TOUCHDOWNS (PASSING AND RUSHING)

SEASON (SINCE 2000)

Most: 63 — 2017

Fewest: 15 — 2006

FIRST DOWNS

GAME (SINCE 2000)

Most: 34 — vs. SMU, 2018

Fewest: 4 — at Texas, 2004, at Kansas State, 2000

SEASON (SINCE 2000)

Most: 340 — 2017

Fewest: 124 — 2000

FUMBLES

GAME

12 — vs. Southern Miss, 1981

SEASON

Most: 48 — 1984

Fewest: 2 — 2012

FUMBLES LOST

GAME (SINCE 2000)

3 — vs. 11 times, most recently; Southern Miss, 2020

SEASON (SINCE 2000)

Most: 17 — 2002

Fewest: 4 — 2021 and 2012

SCORING

GAME

97 — vs. Decatur Baptist, 1929

GAME, MODERN ERA

77 — vs. Nicholls State, 2014

SEASON

497 — 2017 [14 games]

FEWEST POINTS SCORED

GAME

0 — 38 times; last at Florida, 2016

SEASON

31 — 1927 [9 games]

POINTS PER GAME

SEASON

Most: 36.2 — 1951 [434 points in 12 games]

Fewest: 3.4 — 1927 [31 points in 9 games]

TOUCHDOWNS

SEASON

64 — 1951

FIELD GOALS MADE

GAME

5 — three times; last vs. SMU, 2014

SEASON

20 — 2017 [22 att.]

FIELD GOALS ATTEMPTED

GAME

9 — vs. FIU, 2006 [5 made]

SEASON

27 — 1989 [19 made]



TEAM RECORDS

PAT KICKS MADE

GAME

11 – vs. Nicholls State, 2014

SEASON

57 – 2022 [59 att.]

PAT KICKS ATTEMPTED

GAME

11 – vs. Nicholls State, 2014

SEASON

59 – 2022 [57 made]

CONSECUTIVE PAT KICKS MADE

MULTIPLE SEASONS

154 – 2014-17

PUNTING

PUNTS

GAME

Most: 14 – vs. Drake, 1972

(SINCE 2000)

Most: 12 – at Texas, 2004, at Kansas State, 2005

SEASON

Most: 89 – 1996

Fewest: 10 – 1953

(SINCE 2000)

Most: 75 – 2000 and 2005

Fewest: 37 – 2020

YARDS PER PUNT

GAME

54.50 – vs. West Texas State, 1959

GAME (SINCE 2000)

54.00 – vs. Miami (OH), 2021 [5 for 270 yards]

SEASON

High: 47.20 – 1997 [62 for 2,925 yards]

Low: 30.30 – 1960 [14 for 424 yards]

(SINCE 2000)

High: 43.90 – 2021 [61 for 2,675 yards]

Low: 36.00 – 2000 [81 for 2,912 yards]

MISCELLANEOUS

PENALTIES

GAME

Most: 17 – vs. Marshall, 2021, Arkansas State, 2003

Fewest: 1 – five times; last vs. UAB, 2022 [5 yards]

SEASON (SINCE 2000)

Most: 114 – 2003 [1,130 yards]

Fewest: 52 – 2012 [520 yards]

PENALTY YARDS

GAME (SINCE 2000)

Most: 183 – Arkansas State, 2003 [17 penalties]

Fewest: 1 – vs. Army 2017 [1 penalty]

SEASON (SINCE 2000)

Most: 1,130 – 2003 [114 penalties]

Fewest: 497 – 2011 [60 penalties]

WINS

SEASON

10 – 1947 [10-2]; 1977 [10-1]

LOSSES

SEASON

11 – 2015 [1-11]; 2008 [1-11]

KICK RETURNS

PUNT RETURNS

GAME

7 – vs. Wichita State, 1967

SEASON

38 – 2014 [298 yards]

PUNT RETURN YARDS

GAME

161 – vs. Nicholls State, 2014

SEASON

457 – 2013 [32 returns]

YARDS PER PUNT RETURN

SEASON

39.30 – 1957 [4 returns/157 yards]

KICKOFF RETURNS

GAME

11 – at Arkansas, 2007 [215 yards]

SEASON

85 – 2008 [1,576 yards]

KICKOFF RETURN YARDS

GAME

286 – Houston, 2011 [9 returns]

SEASON

1,576 – 2008 [85 returns]

YARDS PER KICKOFF RETURN

SEASON (SINCE 2000)

24.50 – 2013 [35 returns/858 yards]

DEFENSE

TOTAL PLAYS

GAME (SINCE 2000)

Fewest: 43 – vs. SMU, 2018 [256 yards]

Most: 100 – at Rice, 2016 [491 yards]

SEASON (SINCE 2000)

Fewest: 751 – 2020 [5,227 yards]

Most: 1,059 – 2022 [6,445 yards]

TOTAL YARDS ALLOWED

GAME (SINCE 2000)

Fewest: 147 – vs. Florida International, 2014 [55 att.]

Most: 804 – at Florida Atlantic, 2017 [83 att.]

SEASON

Fewest: 1,821 – 1967

Most: 6,445 – 2022

TOTAL YARDS PER GAME ALLOWED

SEASON

Fewest: 178.6 – 1959 [1,965 yards/11 games]

Most: 502.5 – 2015 [6,031 yards/12 games]

YARDS PER PLAY ALLOWED

SEASON (SINCE 2000)

Fewest: 4.3 – 2002 [13 games]

Most: 7.1 – 2008 [12 games]

POINTS ALLOWED

GAME

Fewest: 0 – 124 times [last vs. Troy, 2003]

Most: 79 – at Oklahoma, 2007

SEASON

Fewest: 26 – 1932 [10 games]

Most: 571 – 2008 [12 games]

POINTS ALLOWED PER GAME

SEASON

Fewest: 2.2 – 1932 [26 points in 10 games]

Most: 47.5 – 2008 [571 points/12 games]

TOUCHDOWNS ALLOWED

SEASON (SINCE 2000)

Fewest: 23 – 2002 [13 games]

Most: 78 – 2008 [12 games]

SAFETIES

GAME

3 – vs. UL-Lafayette, 2003

SEASON

4 – 2003 [13 games]

SHUTOUTS

SEASON

7 – 1932 [10 games]

SEASON (SINCE 2000)

3 – 2002 [13 games]

RUSHING ATTEMPTS ALLOWED

GAME (SINCE 2000)

Fewest: 14 – vs. SMU, 2014 [8 yards]

Most: 73 – vs. Army, 2016 [481 yards]

SEASON (SINCE 2000)

Fewest: 382 – 2001 [1,401 yards]

Most: 590 – 2017 [2,835 yards]

RUSHING YARDS PER ATTEMPT

GAME (SINCE 2000)

Fewest: 0.2 – vs. SMU, 2018 [19-for-4 yards]

Most: 10.07 – vs. UTSA, 2020 [44-for-443 yards]

SEASON (SINCE 2000)

Fewest: 2.9 – 2003 [464-for-1361; 13 games]

Most: 6.1 – 2020 [12 games]

RUSHING YARDS ALLOWED

GAME (SINCE 2000)

Fewest: 4 – vs. SMU [19 att.]

Most: 572 – vs. Navy, 2007 [57 att.]

SEASON

Fewest: 513 – 1966

Fewest, Since 2000: 1,361 – 2003

Most: 3,114 – 2016

RUSHING YARDS PER GAME ALLOWED

SEASON

Fewest: 49.9 – 1966 [499 yards/10 games]

Fewest, Since 2000: 117.0 – 2006 [1,404 yards/12 games]

Most: 290.8 – 1959 [3,079 yards/11 games]



TEAM RECORDS

RUSHING TOUCHDOWNS ALLOWED

GAME

9 – vs. Decatur Baptist, 1929

SEASON (SINCE 2000)

Fewest: 7 – 2006 [437 att.]

Most: 33 – 1951 [NA att.]

Most, Since 2000: 32 – 2021 [635 att.]

PASS ATTEMPTS ALLOWED

GAME

Fewest: 5 – Louisiana-Monroe, 2002 [2 comp.]

Most: 65 – vs. Southwest Louisiana, 1969

SEASON (SINCE 2000)

Fewest: 209 – 2000 [98 comp.]

Most: 553 – 2007 [330 comp.]

PASSING YARDS PER ATTEMPT ALLOWED

SEASON (SINCE 2000)

Fewest: 6.0 – 2002 [13 games]

Most: 8.6 – 2005 [11 games]

PASSING YARDS PER COMPLETION ALLOWED

SEASON (SINCE 2000)

Fewest: 10.3 – 2000 [11 games]

Most: 14.3 – 2016 [13 games]

PASS COMPLETIONS ALLOWED

GAME (SINCE 2000)

Fewest: 2 – vs. Middle Tennessee, 2011 [7 att.]

Most: 46 – vs. SMU, 2007 [64 att.]

SEASON (SINCE 2000)

Fewest: 98 – vs twice, 2002 [217 att.]; 2000 [209 att.]

Most: 330 – 2007 [553 att.]

PASSING YARDS ALLOWED

GAME

Fewest, Since 2000: 15 – at Texas, 2014 [17 att.]

Most: 601 – vs. SMU, 2007 [46-of-64]

SEASON

Fewest: 335 – 1961 [completions and attempts unknown]

Most: 4,086 – 2017 [328-of-520]

PASSING YARDS PER GAME ALLOWED

SEASON (SINCE 2000)

Fewest: 209.90 – 1964 [2,099 yards in 10 games]

Most: 513.20 – 2020 [5,132 yards in 10 games]

TOUCHDOWN PASSES ALLOWED

GAME

8 – vs. Navy, 2007 [50 att.]

SEASON

Fewest, Since 2000: 7 – 2000 [209 att.]

Most: 33 – 2019 [454 att.]

SACKS

GAME

10 – vs. Nicholls State, 2014

SEASON

45 – 2002

INTERCEPTIONS

GAME

7 – vs. Wichita State, 1971

SEASON

Fewest: 4 – 2015 and 2019

Most: 32 – 1978

INTERCEPTION RETURN YARDS

GAME

180 – vs. Drake, 1969

SEASON

497 – 1978

INTERCEPTION RETURNS FOR TD

GAME (SINCE 2000)

2 – three times; most recently, vs. Nicholls State, 2014

SEASON (SINCE 2000)

2 – six times; most recently, 2018 [18 int.]

FUMBLES FORCED

GAME (SINCE 2000)

6 – vs. FIU, 2005

SEASON (SINCE 2000)

17 – 2013 & 2022

FUMBLES RECOVERED

GAME (SINCE 2000)

6 – at Florida International, 2005

SEASON (SINCE 2000)

17 – 2011

FUMBLE RETURNS FOR TD

SEASON (SINCE 2000)

3 – 2011

TURNOVERS FORCED

GAME (SINCE 2000)

8 – at Florida International, 2005 [2 int., 6 fumbles]

SEASON (SINCE 2000)

Fewest: 9 – 2020 [7 int., 2 fumbles]

Most: 34 – 2021 [18 int., 16 fumbles]

MISC.

PUNTS BY OPPONENT

GAME (SINCE 2000)

Fewest: 0 – five times; most recently, vs. UAB, 2022

Most, Game: 12 – at Tulsa, 2013 [35.5 avg.]

SEASON (SINCE 2000)

Fewest: 38 – 2020 [42.1 avg.]

Most: 83 – 2002 [39.6 avg.]

PUNTING AVERAGE BY OPPONENT

SEASON (SINCE 2000)

Lowest: 34.4 – 2006 [47 punts, 1,617 yards]

Highest: 43.7 – 2021 [68 punts, 2,972 yards]

BLOCKED KICKS

SEASON

7 – 2013 [placements and punts]

FIRST DOWNS

GAME (SINCE 2000)

Fewest: 4 – at Texas, 2004; at Kansas State, 2000

Most: 34 – twice; vs. SMU, 2018; vs. Texas So., 2022

SEASON (SINCE 2000)

Fewest: 124 – 2000 [11 games]

Most: 340 – 2017 [14 games]

FIRST DOWNS BY OPPONENT

GAME

Fewest: 3 – vs. New Mexico State, 1964

Most: 37 – at LA Tech, 2019; at FAU, 2017

SEASON

Fewest: 103 – 1958 [10 games]

Most: 329 – 2022 [14 games]

PENALTIES BY OPPONENT

GAME (SINCE 2000)

Fewest: 1 – several times [last vs. UTSA, 2019]

Most: 17 – vs. South Florida, 2002 [137 yards]

SEASON

Fewest: 33 – 1959 [272 yards]

Most, Since 2000: 127 – 2002 [1,046 yards]

PENALTY YARDS BY OPPONENT

GAME (SINCE 2000)

Fewest: 5 – three times [last vs. Middle Tennessee, 2015]

Most: 140 – at Louisiana-Monroe, 2008 [14 penalties]

SEASON (SINCE 2000)

Fewest: 461 – 2019 [56 penalties]

Most: 1,046 – 2002 [127 penalties]



INDIVIDUAL LEADERS

RUSHING

ATTEMPTS

CAREER LEADERS

| PLAYER | SEASONS | YDS | AVG | ATT |
|------------------------|---------|-------|------|-----|
| 1. Patrick Cobbs | 2001-05 | 4,100 | 4.96 | 825 |
| 2. Lance Dunbar | 2008-11 | 4,224 | 5.40 | 782 |
| 3. Jamario Thomas | 2004-07 | 3,496 | 5.24 | 667 |
| 4. Ja'Quay Wilburn | 1997-00 | 3,120 | 4.82 | 647 |
| 5. DeAndre Torrey | 2018-21 | 3,228 | 5.30 | 609 |
| 6. Jeffery Wilson | 2014-17 | 3,205 | 5.70 | 562 |
| 7. Kevin Galbreath | 2001-02 | 2,523 | 4.52 | 558 |
| 8. Darrin Collins | 1986-89 | 2,220 | 4.08 | 544 |
| 9. Ken Washington (QB) | 1974-77 | 1,273 | 2.39 | 532 |
| 10. Scott Davis (QB) | 1987-90 | 1,513 | 2.84 | 531 |

SEASON LEADERS

| PLAYER | SEASONS | YDS | AVG | ATT |
|--------------------|---------|-------|------|-----|
| 1. Patrick Cobbs | 2003 | 1,680 | 5.47 | 307 |
| 2. Kevin Galbreath | 2001 | 1,225 | 4.28 | 286 |
| 3. Jamario Thomas | 2004 | 1,801 | 6.31 | 285 |
| 4. Lance Dunbar | 2010 | 1,553 | 5.66 | 274 |
| 5. Kevin Galbreath | 2002 | 1,298 | 4.77 | 272 |
| 6. Bernard Jackson | 1978 | 1,453 | 5.40 | 269 |
| Lance Dunbar | 2011 | 1,115 | 4.14 | 269 |
| 8. Malcolm Jones | 1980 | 1,144 | 4.50 | 254 |
| 9. DeAndre Torrey | 2021 | 1,215 | 4.89 | 248 |
| 10. Leo Taylor | 1968 | 1,017 | 4.13 | 246 |

YARDS

CAREER LEADERS

| PLAYER | SEASONS | ATT | AVG | YDS |
|-------------------------|------------|-----|------|-------|
| 1. Lance Dunbar | 2008-11 | 782 | 5.40 | 4,224 |
| 2. Patrick Cobbs | 2001-05 | 825 | 4.96 | 4,100 |
| 3. Jamario Thomas | 2004-07 | 667 | 5.24 | 3,496 |
| 4. DeAndre Torrey | 2018-21 | 609 | 5.30 | 3,228 |
| 5. Jeffery Wilson | 2014-17 | 562 | 5.70 | 3,205 |
| 6. Ja'Quay Wilburn | 1997-00 | 647 | 4.82 | 3,120 |
| 7. Kevin Galbreath | 2001-02 | 558 | 4.52 | 2,523 |
| 8. Bernard Jackson | 1977-80 | 429 | 5.25 | 2,256 |
| 9. Darrin Collins | 1986-89 | | | 2,220 |
| 10. Brandin Byrd | 2010-13 | 461 | 4.77 | 2,202 |
| 11. Ken Bahnsen | 1950-52 | | | 2,095 |
| 12. Terrance Brown | 1992-93 | 468 | 4.43 | 2,077 |
| 13. Hut Allred | 1994-98 | 466 | 4.21 | 1,964 |
| 14. Abner Hayes | 1957-59 | 345 | 5.40 | 1,864 |
| 15. Antoine Jimmerson | 2011-15 | 405 | 4.57 | 1,851 |
| 16. Tommy Gray | 1950-52 | 341 | 5.18 | 1,767 |
| 17. Malcolm Jones | 1979-80 | | | 1,642 |
| 18. Michael Jones | 1974-77 | | | 1,627 |
| 19. Eric Pegram | 1988-90 | | | 1,613 |
| 20. Leo Taylor | 1968-69 | 396 | 3.94 | 1,562 |
| 21. Ray Renfro | 1949-51 | 230 | 6.70 | 1,556 |
| 22. Scott Davis (QB) | 1987-90 | 531 | 2.85 | 1,513 |
| 23. Dwain Bean | 1962-63 | 292 | 4.88 | 1,427 |
| 24. Ralph Reynolds | 1952-53 | | | 1,331 |
| 25. Nic Smith | 2017-20 | 274 | 4.81 | 1,318 |
| 26. Tre Siggers | 2017-20 | 237 | 5.53 | 1,311 |
| 27. Ayo Adeyi | 2021-Pres. | 196 | 6.64 | 1,303 |
| 28. Ikaika Ragsdale | 2020-Pres. | 242 | 5.32 | 1,289 |
| 29. Ken Washington (QB) | 1974-77 | 532 | 2.39 | 1,273 |
| 30. Cam Montgomery | 2007-09 | 237 | 5.08 | 1,206 |
| 31. Dean Renfro | 1952-54 | | | 1,204 |
| 32. Tommy Runnels | 1952-55 | 208 | 5.72 | 1,191 |

SEASON LEADERS

| PLAYER | SEASON | ATT | AVG | YDS |
|--------------------|--------|-----|------|-------|
| 1. Jamario Thomas | 2004 | 285 | 6.31 | 1,801 |
| 2. Patrick Cobbs | 2003 | 307 | 5.47 | 1,680 |
| 3. Lance Dunbar | 2010 | 174 | 5.66 | 1,553 |
| 4. Bernard Jackson | 1978 | 269 | 5.40 | 1,453 |
| 5. Lance Dunbar | 2009 | 200 | 6.89 | 1,378 |
| 6. Kevin Galbreath | 2002 | 272 | 4.77 | 1,298 |
| 7. Kevin Galbreath | 2001 | 286 | 4.28 | 1,225 |
| 8. DeAndre Torrey | 2021 | 248 | 4.89 | 1,215 |
| Jeffery Wilson | 2017 | 188 | 6.46 | 1,215 |
| 10. Patrick Cobbs | 2005 | 231 | 4.99 | 1,154 |
| 11. Malcolm Jones | 1980 | 254 | 4.50 | 1,144 |
| 12. Lance Dunbar | 2011 | 269 | 4.14 | 1,115 |
| 13. Terrance Brown | 1993 | 235 | 4.68 | 1,101 |
| 14. Brandin Byrd | 2013 | 202 | 5.32 | 1,075 |

YEARLY LEADERS

| YEAR | PLAYER | ATT | YDS | AVG | TD |
|------|------------------|-----|-------|------|----|
| 1950 | Ken Bahnsen | 145 | 829 | 5.71 | 10 |
| 1951 | Ray Renfro | 127 | 959 | 7.55 | 9 |
| 1952 | Tommy Gray | 140 | 829 | 5.92 | 10 |
| 1953 | Dean Renfro | 101 | 700 | 6.93 | 7 |
| 1954 | Dean Renfro | 97 | 499 | 5.14 | 2 |
| 1955 | Tommy Runnels | 83 | 570 | 6.86 | 6 |
| 1956 | Ben Boehnke | 107 | 483 | 4.51 | 3 |
| 1957 | Abner Hayes | 112 | 441 | 3.93 | 4 |
| 1958 | Abner Hayes | 117 | 495 | 4.23 | 7 |
| 1959 | Abner Hayes | 116 | 730 | 6.29 | 14 |
| 1960 | Arthur Perkins | 101 | 441 | 4.36 | 3 |
| 1961 | Bobby Smith | 120 | 541 | 4.50 | 7 |
| 1962 | Dwain Bean | 140 | 657 | 4.69 | 8 |
| 1963 | Dwain Bean | 152 | 770 | 5.06 | 4 |
| 1964 | A.D. Whitfield | 148 | 592 | 4.00 | 2 |
| 1965 | Willie Cherry | 75 | 397 | 5.29 | 4 |
| 1966 | Willie Cherry | 75 | 218 | 2.90 | 7 |
| 1967 | Vic Williams | 157 | 606 | 3.85 | 7 |
| 1968 | Leo Taylor | 246 | 1,017 | 4.13 | 9 |
| 1969 | Leo Taylor | 150 | 545 | 3.63 | 5 |
| 1970 | Nap Landry | 64 | 191 | 2.98 | 2 |
| 1971 | Fred Woods | 121 | 417 | 3.44 | 4 |
| 1972 | Charles Johnson | 164 | 685 | 4.17 | 5 |
| 1973 | Reggie Turner | 105 | 366 | 3.48 | 3 |
| 1974 | John Brown | 152 | 674 | 4.43 | 3 |
| 1975 | Sears Woods | 131 | 446 | 3.40 | 7 |
| 1976 | Michael Jones | 86 | 411 | 4.77 | 4 |
| 1977 | Michael Jones | 187 | 940 | 5.02 | 12 |
| 1978 | Bernard Jackson | 269 | 1,453 | 5.40 | 6 |
| 1979 | Bernard Jackson | 152 | 749 | 4.92 | 5 |
| 1980 | Malcolm Jones | 254 | 1,144 | 4.50 | 7 |
| 1981 | C. Charleston | 106 | 420 | 3.96 | 1 |
| 1982 | Bobby Daniels | 127 | 455 | 3.58 | 1 |
| 1983 | Nathan Williams | 164 | 691 | 4.21 | 2 |
| 1984 | Monty Moon | 106 | 464 | 4.37 | 2 |
| 1985 | Monty Moon | 119 | 507 | 4.26 | 1 |
| 1986 | Darrin Collins | 125 | 603 | 4.82 | 5 |
| 1987 | Darrin Collins | 208 | 851 | 4.09 | 5 |
| 1988 | Scott Davis (QB) | 160 | 439 | 2.74 | 11 |
| 1989 | Eric Pegram | 119 | 513 | 4.31 | 5 |
| 1990 | Eric Pegram | 212 | 957 | 4.51 | 5 |
| 1991 | Travis Gibson | 85 | 370 | 4.35 | 1 |
| 1992 | Terrance Brown | 233 | 976 | 4.18 | 10 |
| 1993 | Terrance Brown | 235 | 1,101 | 4.68 | 10 |
| 1994 | Eteka Huckaby | 97 | 435 | 4.48 | 3 |
| 1995 | Bo Harrison | 161 | 455 | 2.82 | 2 |
| 1996 | Hut Allred | 210 | 907 | 4.31 | 4 |
| 1997 | Ja'Quay Wilburn | 112 | 594 | 5.30 | 3 |
| 1998 | Ja'Quay Wilburn | 128 | 754 | 5.89 | 3 |
| 1999 | Ja'Quay Wilburn | 234 | 1,016 | 4.34 | 2 |
| 2000 | Ja'Quay Wilburn | 173 | 756 | 4.36 | 4 |
| 2001 | Kevin Galbreath | 264 | 1,119 | 4.23 | 4 |
| 2002 | Kevin Galbreath | 272 | 1,298 | 4.77 | 9 |

RECORDS



INDIVIDUAL LEADERS

| YEAR | PLAYER | ATT | YDS | AVG | TD |
|------|--------------------|-----|-------|------|----|
| 2003 | Patrick Cobbs | 307 | 1,680 | 5.47 | 19 |
| 2004 | Jamario Thomas | 285 | 1,801 | 6.31 | 17 |
| 2005 | Patrick Cobbs | 231 | 1,154 | 4.99 | 6 |
| 2006 | Jamario Thomas | 181 | 668 | 3.69 | 2 |
| 2007 | Jamario Thomas | 112 | 666 | 5.94 | 8 |
| 2008 | Cam Montgomery | 170 | 928 | 5.45 | 9 |
| 2009 | Lance Dunbar | 200 | 1,378 | 6.89 | 17 |
| 2010 | Lance Dunbar | 274 | 1,552 | 5.66 | 13 |
| 2011 | Lance Dunbar | 269 | 1,115 | 4.14 | 10 |
| 2012 | Brandin Byrd | 205 | 875 | 4.26 | 4 |
| 2013 | Brandin Byrd | 202 | 1,075 | 5.32 | 11 |
| 2014 | Antoinne Jimmerson | 120 | 589 | 4.90 | 5 |
| 2015 | Jeffery Wilson | 155 | 830 | 5.35 | 1 |
| 2016 | Jeffery Wilson | 169 | 936 | 5.53 | 14 |
| 2017 | Jeffery Wilson | 188 | 1,215 | 6.46 | 16 |
| 2018 | DeAndre Torrey | 175 | 977 | 5.58 | 15 |
| 2019 | Tre Siggers | 152 | 853 | 5.61 | 6 |
| 2020 | DeAndre Torrey | 113 | 656 | 5.80 | 6 |
| 2021 | DeAndre Torrey | 248 | 1,125 | 4.53 | 13 |
| 2022 | Ayo Adeyi | 112 | 807 | 7.21 | 4 |

TOUCHDOWNS

CAREER LEADERS

| PLAYER | SEASONS | ATT | YDS | TD |
|---------------------|---------|-----|-------|----|
| 1. Lance Dunbar | 2008-11 | 782 | 4,224 | 41 |
| 2. Patrick Cobbs | 2001-05 | 825 | 4,100 | 36 |
| DeAndre Torrey | 2018-21 | 609 | 3,228 | 36 |
| 4. Jeffery Wilson | 2014-17 | 562 | 3,205 | 32 |
| 5. Scott Davis (QB) | 1987-90 | | 1,513 | 29 |
| 6. Jamario Thomas | 2004-07 | 667 | 3,496 | 27 |
| 7. Ken Bahnsen | 1950-52 | | 2,095 | 26 |
| 8. Terrance Brown | 1992-93 | 468 | 2,077 | 20 |
| 9. Michael Jones | 1974-77 | | 1,627 | 19 |
| Abner Hayes | 1957-59 | 345 | 1,864 | 19 |

SEASON LEADERS

| PLAYER | SEASON | ATT | YDS | TD |
|-------------------|--------|-----|-------|----|
| 1. Patrick Cobbs | 2003 | 307 | 1,680 | 19 |
| 2. Lance Dunbar | 2009 | 200 | 1,378 | 17 |
| Jamario Thomas | 2004 | 285 | 1,801 | 17 |
| 4. Jeffery Wilson | 2017 | 188 | 1,215 | 16 |
| 5. DeAndre Torrey | 2018 | 175 | 977 | 15 |
| 6. Jeffery Wilson | 2016 | 169 | 936 | 14 |
| 7. Lance Dunbar | 2010 | 274 | 1,552 | 13 |
| DeAndre Torrey | 2021 | 248 | 1,125 | 13 |
| 9. Michael Jones | 1977 | 187 | 940 | 12 |
| 10. Abner Hayes | 1959 | 116 | 730 | 11 |
| Scott Davis (QB) | 1990 | 201 | 643 | 11 |
| Scott Davis (QB) | 1988 | 160 | 439 | 11 |
| Brandin Byrd | 2013 | 202 | 1,075 | 11 |

YARDS PER GAME

CAREER LEADERS (SINCE 2001) MINIMUM 10 GAMES

| PLAYER | SEASONS | G | YDS | YPG |
|--------------------|------------|----|-------|--------|
| 1. Lance Dunbar | 2008-11 | 41 | 4,224 | 103.02 |
| 2. Kevin Galbreath | 2001-02 | 25 | 2,523 | 100.92 |
| 3. Jamario Thomas | 2004-07 | 40 | 3,496 | 87.40 |
| 4. Patrick Cobbs | 2001-05 | 49 | 4,100 | 83.67 |
| 5. Jeffery Wilson | 2014-17 | 41 | 3,205 | 78.17 |
| 6. DeAndre Torrey | 2018-21 | 44 | 3,228 | 73.36 |
| 7. Oscar Adaway | 2019-Pres. | 19 | 1,197 | 63.00 |
| 8. Ayo Adeyi | 2021-Pres. | 22 | 1,303 | 59.55 |
| 9. Loren Easley | 2018-19 | 11 | 629 | 57.18 |
| 10. Tre Siggers | 2017-20 | 26 | 1,311 | 50.42 |

SEASON LEADERS (SINCE 2001)

| PLAYER | SEASON | G | YDS | YPG |
|--------------------|--------|----|-------|--------|
| 1. Jamario Thomas | 2004 | 10 | 1,801 | 180.10 |
| 2. Patrick Cobbs | 2003 | 11 | 1,680 | 152.72 |
| 3. Lance Dunbar | 2010 | 12 | 1,553 | 129.41 |
| 4. Lance Dunbar | 2009 | 12 | 1,378 | 114.83 |
| 5. Jeffery Wilson | 2017 | 11 | 1,215 | 110.45 |
| 6. Patrick Cobbs | 2005 | 11 | 1,154 | 104.90 |
| 7. Kevin Galbreath | 2001 | 12 | 1,225 | 102.08 |
| 8. DeAndre Torrey | 2021 | 12 | 1,215 | 101.25 |
| 9. Kevin Galbreath | 2002 | 13 | 1,298 | 99.84 |
| 10. Lance Dunbar | 2011 | 12 | 1,115 | 92.91 |

YARDS PER ATTEMPT

CAREER LEADERS MINIMUM 175 ATTEMPTS

| PLAYER | SEASONS | YDS | ATT | AVG |
|-------------------|------------|-------|-----|------|
| 1. Ray Renfro | 1948-51 | 1,556 | 230 | 6.76 |
| 2. Ayo Adeyi | 2021-Pres. | 1,303 | 196 | 6.64 |
| 3. Tommy Runnels | 1952-55 | 1,191 | 208 | 5.72 |
| 4. Dean Renfro | 1952-54 | 1,204 | 213 | 5.65 |
| 5. Jeffery Wilson | 2014-17 | 3,205 | 562 | 5.70 |
| 6. Tommy Gray | 1950-52 | 1,767 | 314 | 5.62 |
| 7. Tre Siggers | 2017-20 | 1,311 | 237 | 5.53 |
| 8. Ralph Reynolds | 1952-53 | 1,331 | 242 | 5.50 |
| 9. Oscar Adaway | 2019-Pres. | 1,197 | 221 | 5.42 |
| 10. Lance Dunbar | 2008-11 | 4,224 | 782 | 5.40 |

SEASON LEADERS MINIMUM 80 ATTEMPTS

| PLAYER | SEASON | ATT | YDS | AVG |
|-------------------|--------|-----|-------|------|
| 1. Ray Renfro | 1951 | 127 | 959 | 7.55 |
| 2. Ayo Adeyi | 2022 | 112 | 807 | 7.21 |
| 2. Dean Renfro | 1953 | 101 | 700 | 6.93 |
| 3. Lance Dunbar | 2009 | 200 | 1,378 | 6.89 |
| 4. Tommy Runnels | 1955 | 83 | 570 | 6.86 |
| 5. Jeffery Wilson | 2017 | 188 | 1,215 | 6.46 |
| 6. Jamario Thomas | 2004 | 285 | 1,801 | 6.32 |
| 7. Abner Hayes | 1959 | 116 | 730 | 6.29 |
| 8. Ralph Reynolds | 1952 | 123 | 758 | 6.16 |
| 9. Jamario Thomas | 2007 | 112 | 666 | 5.95 |
| 10. Ayo Adeyi | 2021 | 84 | 496 | 5.90 |

100-YARD GAMES

CAREER LEADERS

| PLAYER | SEASONS | ATT | YDS | 100 |
|--------------------|---------|-----|-------|-----|
| 1. Patrick Cobbs | 2001-05 | 825 | 4,100 | 21 |
| Lance Dunbar | 2008-11 | 782 | 4,224 | 21 |
| 3. DeAndre Torrey | 2018-21 | 609 | 3,228 | 16 |
| 4. Kevin Galbreath | 2001-02 | 558 | 2,523 | 15 |
| 5. Jamario Thomas | 2004-07 | 667 | 3,496 | 13 |
| 6. Bernard Jackson | 1978-79 | 429 | 2,256 | 12 |
| Ja'Quay Wilburn | 1997-00 | 647 | 3,120 | 12 |
| Jeffery Wilson | 2014-17 | 562 | 3,205 | 12 |
| 9. Terrance Brown | 1992-93 | 468 | 2,077 | 9 |
| 10. Hut Allred | 1994-98 | 466 | 1,964 | 7 |

SEASON LEADERS (SINCE 2000)

| PLAYER | SEASON | ATT | YDS | 100 |
|--------------------|--------|-----|-------|-----|
| 1. Patrick Cobbs | 2003 | 284 | 1,680 | 11 |
| 2. Kevin Galbreath | 2002 | 272 | 1,298 | 9 |
| 3. Patrick Cobbs | 2005 | 231 | 1,154 | 8 |
| Lance Dunbar | 2009 | 200 | 1,378 | 8 |
| Lance Dunbar | 2010 | 274 | 1,553 | 8 |
| 6. Kevin Galbreath | 2001 | 264 | 1,225 | 7 |
| Jamario Thomas | 2004 | 285 | 1,801 | 7 |
| 8. Lance Dunbar | 2011 | 269 | 1,115 | 5 |
| DeAndre Torrey | 2021 | 248 | 1,215 | 5 |
| Jeffery Wilson | 2017 | 188 | 1,215 | 5 |
| 11. DeAndre Torrey | 2018 | 175 | 977 | 4 |



INDIVIDUAL LEADERS

PASSING

PASSING EFFICIENCY

CAREER LEADERS MINIMUM 185 ATTEMPTS

| PLAYER | SEASONS | CMP | ATT | PCT | YDS | TD | INT | RATING |
|--------------------|---------|-------|-------|------|--------|----|-----|--------|
| 1. Mason Fine | 2016-19 | 1,039 | 1,655 | .628 | 12,505 | 93 | 34 | 140.70 |
| 2. Austin Aune | 2019-22 | 488 | 896 | .545 | 7,324 | 56 | 28 | 137.50 |
| 3. Scott Hall | 2000-04 | 413 | 763 | .541 | 5,975 | 50 | 26 | 132.26 |
| 4. Mitch Maher | 1991-94 | 640 | 1,149 | .557 | 8,256 | 67 | 47 | 128.56 |
| 5. Scott Davis | 1987-90 | 519 | 922 | .567 | 6,923 | 41 | 35 | 126.44 |
| 6. Derek Thompson | 2009-13 | 636 | 1,055 | .603 | 7,427 | 42 | 34 | 126.27 |
| 7. Riley Dodge | 2008-10 | 311 | 481 | .647 | 3,187 | 20 | 20 | 125.71 |
| 8. Alec Morris | 2016 | 105 | 186 | .568 | 1,126 | 9 | 7 | 116.40 |
| 9. Steve Ramsey | 1967-69 | 491 | 1,015 | .483 | 7,076 | 69 | 67 | 116.16 |
| 10. Giovanni Vizza | 2007-08 | 532 | 876 | .607 | 5,146 | 32 | 36 | 114.01 |

NOTE: Passing Efficiency is determined by the following formula — completion percentage plus (yards per attempt times 8.4) plus (percentage of attempts for touchdown times 3.3) minus (percentage of attempts times two).

SEASON LEADERS MINIMUM 125 ATTEMPTS

| PLAYER | SEASONS | CMP | ATT | PCT | YDS | TD | INT | RATING |
|-------------------|---------|-----|-----|------|-------|----|-----|--------|
| 1. Mitch Maher | 1994 | 231 | 370 | .624 | 3,103 | 26 | 14 | 190.89 |
| 2. Ken Washington | 1977 | 81 | 129 | .627 | 1,155 | 10 | 6 | 158.93 |
| 3. Scott Hall | 2003 | 107 | 186 | .575 | 1,732 | 13 | 5 | 153.40 |
| 4. Mason Fine | 2018 | 303 | 469 | .646 | 3,793 | 27 | 5 | 149.40 |
| 5. Austin Aune | 2020 | 101 | 185 | .545 | 1,650 | 13 | 4 | 148.40 |
| 6. Austin Aune | 2022 | 232 | 411 | .564 | 3,547 | 33 | 15 | 148.1 |
| 7. Jason Bean | 2020 | 79 | 145 | .544 | 1,131 | 14 | 5 | 145.00 |
| 8. Mason Fine | 2017 | 324 | 511 | .634 | 4,052 | 31 | 15 | 144.20 |
| 9. Mason Fine | 2019 | 257 | 414 | .620 | 3,088 | 29 | 9 | 143.50 |
| 10. Mitch Maher | 1993 | 176 | 324 | .543 | 2,595 | 24 | 14 | 137.40 |

YARDS

CAREER LEADERS

| PLAYER | SEASONS | CMP | ATT | PCT | YDS |
|--------------------|---------|-------|-------|------|--------|
| 1. Mason Fine | 2016-19 | 1,039 | 1,655 | .628 | 12,505 |
| 2. Mitch Maher | 1991-94 | 640 | 1,149 | .557 | 8,519 |
| 3. Derek Thompson | 2009-13 | 636 | 1,055 | .603 | 7,427 |
| 4. Austin Aune | 2019-22 | 488 | 896 | .545 | 7,324 |
| 5. Steve Ramsey | 1967-69 | 491 | 1,015 | .483 | 7,076 |
| 6. Scott Davis | 1987-90 | 519 | 922 | .562 | 6,923 |
| 7. Scott Hall | 2000-04 | 413 | 763 | .541 | 5,975 |
| 8. Giovanni Vizza | 2007-08 | 532 | 876 | .607 | 5,146 |
| 9. Jason Mills | 1995-97 | 323 | 672 | .480 | 3,981 |
| 10. Vidal Carlin | 1965-66 | 276 | 633 | .436 | 3,233 |
| 11. Riley Dodge | 2008-10 | 311 | 481 | .647 | 3,187 |
| 12. Ken Washington | 1974-77 | | | | 3,040 |
| 13. Greg Carter | 1980-83 | 236 | 461 | .511 | 2,848 |
| 14. Jordan Case | 1977-79 | 218 | 354 | .615 | 2,608 |
| 15. Daniel Meager | 2004-08 | 262 | 473 | .553 | 2,555 |
| 16. Zeke Martin | 1949-50 | | | | 2,522 |
| 17. Andrew McNulty | 2011-15 | 224 | 429 | .522 | 2,503 |
| 18. Joe Stevenson | 1977-80 | | | | 2,502 |

SEASON LEADERS

| PLAYER | SEASON | CMP | ATT | PCT | YDS |
|--------------------|--------|-----|-----|------|-------|
| 1. Mason Fine | 2017 | 324 | 511 | .634 | 4,052 |
| 2. Mason Fine | 2018 | 303 | 469 | .646 | 3,793 |
| 3. Austin Aune | 2022 | 232 | 411 | .564 | 3,547 |
| 4. Mitch Maher | 1994 | 231 | 370 | .624 | 3,103 |
| 5. Mason Fine | 2019 | 257 | 414 | .620 | 3,088 |
| 6. Derek Thompson | 2013 | 251 | 390 | .643 | 2,896 |
| 7. Steve Ramsey | 1969 | 195 | 414 | .471 | 2,828 |
| 8. Giovanni Vizza | 2008 | 309 | 493 | .626 | 2,758 |
| 9. Derek Thompson | 2012 | 214 | 372 | .575 | 2,649 |
| 10. Mitch Maher | 1993 | 176 | 324 | .543 | 2,595 |
| 11. Steve Ramsey | 1968 | 177 | 332 | .533 | 2,516 |
| 12. Scott Davis | 1988 | 158 | 270 | .585 | 2,409 |
| 13. Giovanni Vizza | 2007 | 223 | 383 | .582 | 2,388 |
| 14. Mitch Maher | 1992 | 151 | 292 | .517 | 2,090 |
| 15. Austin Aune | 2021 | 151 | 295 | .511 | 1,991 |
| 16. Scott Davis | 1989 | 155 | 263 | .589 | 1,941 |
| 17. Riley Dodge | 2009 | 205 | 303 | .676 | 1,975 |
| 18. Joe Milton | 1970 | 138 | 296 | .466 | 1,852 |
| 19. Scott Hall | 2004 | 134 | 237 | .565 | 1,818 |
| 20. Steve Ramsey | 1967 | 119 | 269 | .442 | 1,732 |

YEARLY LEADERS

| YEAR | PLAYER | CMP | ATT | TDS | YDS |
|------|-----------------|-----|-----|-----|-------|
| 1950 | Zeke Martin | 48 | 109 | 3 | 822 |
| 1951 | Richard Harvey | 61 | 131 | 14 | 1,194 |
| 1952 | Bobby Hughes | 28 | 70 | 4 | 385 |
| 1953 | Bobby Hughes | 59 | 115 | 3 | 757 |
| 1954 | Don Baker | 46 | 98 | 8 | 630 |
| 1955 | Don Baker | 40 | 85 | 8 | 700 |
| 1956 | Ray Toole | 29 | 66 | 6 | 485 |
| 1957 | Ray Toole | 26 | 72 | 6 | 367 |
| 1958 | Vernon Cole | 48 | 98 | 7 | 589 |
| 1959 | Vernon Cole | 29 | 58 | 1 | 304 |
| 1960 | Robert Duty | 49 | 109 | 2 | 614 |
| 1961 | Billy Ryan | 20 | 50 | 0 | 179 |
| 1962 | Billy Ryan | 17 | 49 | 1 | 189 |
| 1963 | Billy Ryan | 21 | 59 | 5 | 277 |
| 1964 | Corkey Boland | 49 | 116 | 3 | 608 |
| 1965 | Vidal Carlin | 159 | 341 | 12 | 1,723 |
| 1966 | Vidal Carlin | 117 | 292 | 13 | 1,510 |
| 1967 | Steve Ramsey | 119 | 269 | 21 | 1,732 |
| 1968 | Steve Ramsey | 177 | 332 | 24 | 2,516 |
| 1969 | Steve Ramsey | 195 | 414 | 24 | 2,828 |
| 1970 | Joe Milton | 138 | 296 | 9 | 1,852 |
| 1971 | Rick Shaw | 41 | 124 | 6 | 666 |
| 1972 | Rick Shaw | 47 | 177 | 1 | 734 |
| 1973 | Phil Shotland | 72 | 176 | 5 | 959 |
| 1974 | Ken Washington | 78 | 201 | 6 | 1,042 |
| 1975 | Glen Ray | 26 | 65 | 2 | 472 |
| 1976 | Ken Smith | 47 | 111 | 5 | 630 |
| 1977 | Ken Washington | 81 | 129 | 10 | 1,155 |
| 1978 | Jordan Case | 105 | 179 | 8 | 1,360 |
| 1979 | Jordan Case | 103 | 167 | 3 | 1,152 |
| 1980 | Joe Stevenson | 129 | 236 | 11 | 1,582 |
| 1981 | Greg Carter | 73 | 138 | 2 | 782 |
| 1982 | Rusty Hill | 177 | 292 | 9 | 1,704 |
| 1983 | Greg Carter | 93 | 185 | 12 | 1,275 |
| 1984 | Scott Toman | 35 | 112 | 2 | 494 |
| 1985 | Mike Rhone | 30 | 94 | 2 | 487 |
| 1986 | Bron Beal | 43 | 95 | 5 | 664 |
| 1987 | Scott Davis | 64 | 127 | 8 | 1,023 |
| 1988 | Scott Davis | 158 | 270 | 12 | 2,409 |
| 1989 | Scott Davis | 155 | 263 | 14 | 1,941 |
| 1990 | Scott Davis | 142 | 262 | 7 | 1,550 |
| 1991 | Wendell Mosley | 75 | 169 | 4 | 861 |
| 1992 | Mitch Maher | 151 | 292 | 11 | 2,090 |
| 1993 | Mitch Maher | 176 | 324 | 24 | 2,595 |
| 1994 | Mitch Maher | 231 | 370 | 26 | 3,103 |
| 1995 | Jason Mills | 105 | 216 | 12 | 1,183 |
| 1996 | Jason Mills | 91 | 211 | 5 | 1,016 |
| 1997 | Jason Mills | 127 | 245 | 13 | 1,667 |
| 1998 | Jason Attaway | 51 | 109 | 3 | 680 |
| 1999 | Richard Bridges | 54 | 150 | 3 | 621 |
| 2000 | Scott Hall | 75 | 154 | 6 | 937 |
| 2001 | Scott Hall | 102 | 194 | 17 | 1,453 |
| 2002 | Andrew Smith | 91 | 196 | 7 | 1,206 |
| 2003 | Scott Hall | 107 | 186 | 13 | 1,732 |
| 2004 | Scott Hall | 134 | 237 | 14 | 1,818 |
| 2005 | Daniel Meager | 101 | 202 | 4 | 941 |
| 2006 | Daniel Meager | 53 | 100 | 4 | 517 |
| 2007 | Giovanni Vizza | 223 | 383 | 20 | 2,388 |
| 2008 | Giovanni Vizza | 309 | 493 | 15 | 2,758 |
| 2009 | Riley Dodge | 205 | 303 | 9 | 1,975 |
| 2010 | Riley Dodge | 106 | 176 | 11 | 1,212 |
| 2011 | Derek Thompson | 157 | 272 | 11 | 1,759 |
| 2012 | Derek Thompson | 214 | 372 | 14 | 2,649 |
| 2013 | Derek Thompson | 251 | 390 | 16 | 2,896 |
| 2014 | Andrew McNulty | 110 | 202 | 6 | 1,295 |
| 2015 | DaMarcus Smith | 99 | 212 | 8 | 1,010 |
| 2016 | Mason Fine | 155 | 261 | 6 | 1,572 |
| 2017 | Mason Fine | 324 | 511 | 31 | 4,052 |
| 2018 | Mason Fine | 303 | 469 | 27 | 3,793 |
| 2019 | Mason Fine | 257 | 414 | 29 | 3,088 |
| 2020 | Austin Aune | 101 | 185 | 13 | 1,650 |
| 2021 | Austin Aune | 151 | 296 | 9 | 1,991 |
| 2022 | Austin Aune | 232 | 411 | 33 | 3,547 |



INDIVIDUAL LEADERS

ATTEMPTS

CAREER LEADERS

| PLAYER | SEASONS | CMP | YDS | ATT |
|-------------------|---------|-------|--------|-------|
| 1. Mason Fine | 2016-19 | 1,039 | 12,505 | 1,655 |
| 2. Mitch Maher | 1991-94 | 640 | 8,256 | 1,149 |
| 3. Derek Thompson | 2009-13 | 636 | 7,427 | 1,055 |
| 4. Steve Ramsey | 1967-69 | 491 | 7,076 | 1,015 |
| 5. Scott Davis | 1987-90 | 519 | 6,923 | 922 |
| 6. Austin Aune | 2019-22 | 488 | 7,324 | 896 |
| 7. Giovanni Vizza | 2007-08 | 532 | 5,146 | 876 |
| 8. Scott Hall | 2000-04 | 422 | 5,975 | 784 |
| 9. Jason Mills | 1994-97 | 323 | 3,981 | 697 |
| 10. Vidal Carlin | 1965-66 | 276 | 3,233 | 633 |

SEASON LEADERS

| PLAYER | SEASON | YDS | PCT | CMP | ATT |
|-------------------|--------|-------|------|-----|-----|
| 1. Mason Fine | 2017 | 4,052 | .634 | 324 | 511 |
| 2. Giovanni Vizza | 2008 | 2,758 | .626 | 309 | 493 |
| 3. Mason Fine | 2018 | 3,793 | .646 | 303 | 469 |
| 4. Mason Fine | 2019 | 3,088 | .620 | 257 | 414 |
| Steve Ramsey | 1969 | 2,828 | .471 | 195 | 414 |
| 6. Austin Aune | 2022 | 3,547 | .545 | 232 | 411 |
| 7. Derek Thompson | 2013 | 2,896 | .643 | 251 | 390 |
| 8. Giovanni Vizza | 2007 | 2,388 | .582 | 223 | 383 |
| 9. Derek Thompson | 2012 | 2,649 | .575 | 214 | 372 |
| 10. Mitch Maher | 1994 | 3,103 | .624 | 231 | 370 |

YARDS PER ATTEMPT

CAREER LEADERS MINIMUM 50 ATTEMPTS (SINCE 2000)

| PLAYER | SEASONS | ATT | YDS | YPA |
|-------------------|---------|-------|--------|-------|
| 1. Austin Aune | 2019-22 | 896 | 7,324 | 8.174 |
| 2. Scott Hall | 2000-04 | 763 | 5,975 | 7.833 |
| 3. Mason Fine | 2016-19 | 1,655 | 12,505 | 7.555 |
| 4. Dajon Williams | 2013-14 | 83 | 662 | 7.993 |
| 5. Jason Bean | 2018-20 | 182 | 1,307 | 7.181 |
| 6. Derek Thompson | 2009-13 | 1,055 | 7,427 | 7.039 |
| 7. Riley Dodge | 2008-10 | 481 | 3,187 | 6.625 |
| 8. Nathan Tune | 2006-10 | 186 | 1,226 | 6.591 |
| 9. Alec Morris | 2016 | 185 | 1,132 | 6.118 |
| 10. Andrew Smith | 2001-03 | 231 | 1,393 | 6.030 |

SEASON LEADERS MINIMUM 50 ATTEMPTS (SINCE 2000)

| PLAYER | SEASON | ATT | YDS | YPA |
|--------------------|--------|-----|-------|-------|
| 1. Austin Aune | 2020 | 185 | 1,650 | 8.918 |
| 2. Austin Aune | 2022 | 411 | 3,547 | 8.630 |
| 3. Scott Hall | 2003 | 186 | 1,580 | 8.494 |
| 4. Mason Fine | 2018 | 469 | 3,793 | 8.087 |
| 5. Nathan Tune | 2010 | 66 | 525 | 7.954 |
| 6. Mason Fine | 2017 | 511 | 4,052 | 7.929 |
| 7. Dajon Williams | 2014 | 77 | 607 | 7.883 |
| 8. Jason Bean | 2020 | 145 | 1,131 | 7.800 |
| 9. Mason Fine | 2019 | 414 | 3,088 | 7.458 |
| 10. Derek Thompson | 2013 | 390 | 2,896 | 7.425 |

COMPLETIONS

CAREER LEADERS

| PLAYER | SEASONS | ATT | YARDS | CMP |
|-------------------|---------|-------|--------|-------|
| 1. Mason Fine | 2016-19 | 1,655 | 12,505 | 1,039 |
| 2. Mitch Maher | 1991-94 | 1,149 | 8,256 | 640 |
| 3. Derek Thompson | 2009-13 | 1,055 | 7,427 | 636 |
| 4. Giovanni Vizza | 2007-08 | 876 | 5,146 | 532 |
| 5. Scott Davis | 1987-90 | 922 | 6,923 | 519 |
| 6. Steve Ramsey | 1967-69 | 1,015 | 7,076 | 491 |
| 7. Austin Aune | 2019-22 | 896 | 7,324 | 488 |
| 8. Scott Hall | 2000-04 | 784 | 5,975 | 422 |
| 9. Jason Mills | 1994-97 | 697 | 3,981 | 323 |
| 10. Riley Dodge | 2008-10 | 481 | 3,187 | 311 |

SEASON LEADERS

| PLAYER | SEASON | ATT | YARDS | CMP |
|-------------------|--------|-----|-------|-----|
| 1. Mason Fine | 2017 | 511 | 4,052 | 324 |
| 2. Giovanni Vizza | 2008 | 493 | 2,758 | 309 |
| 3. Mason Fine | 2018 | 469 | 3,793 | 303 |
| 4. Mason Fine | 2019 | 414 | 3,088 | 257 |
| 5. Derek Thompson | 2013 | 390 | 2,896 | 251 |
| 6. Austin Aune | 2022 | 232 | 3,547 | 232 |
| 7. Mitch Maher | 1994 | 370 | 3,103 | 231 |
| 8. Giovanni Vizza | 2007 | 383 | 2,388 | 223 |
| 9. Derek Thompson | 2012 | 372 | 2,649 | 214 |
| 10. Riley Dodge | 2009 | 303 | 1,975 | 205 |

COMPLETION PERCENTAGE

CAREER LEADERS MINIMUM 200 ATTEMPTS

| PLAYER | SEASONS | CMP | ATT | PCT |
|-------------------|---------|-------|-------|------|
| 1. Riley Dodge | 2008-10 | 311 | 481 | .647 |
| 2. Mason Fine | 2016-19 | 1,039 | 1,655 | .628 |
| 3. Jordan Case | 1977-79 | 218 | 354 | .615 |
| 4. Giovanni Vizza | 2007-08 | 532 | 876 | .607 |
| 5. Derek Thompson | 2009-13 | 636 | 1,055 | .603 |
| 6. Scott Davis | 1987-90 | 519 | 922 | .562 |
| 7. Rusty Hill | 1980-82 | 241 | 432 | .558 |
| 8. Mitch Maher | 1991-94 | 640 | 1,149 | .557 |
| 9. Daniel Meager | 2004-08 | 262 | 473 | .553 |
| 10. Austin Aune | 2019-22 | 488 | 896 | .545 |

SEASON LEADERS MINIMUM 100 ATTEMPTS

| PLAYER | SEASON | CMP | ATT | PCT |
|-------------------|--------|-----|-----|------|
| 1. Riley Dodge | 2009 | 205 | 303 | .676 |
| 2. Mason Fine | 2018 | 303 | 469 | .646 |
| 3. Derek Thompson | 2013 | 251 | 390 | .643 |
| 4. Mason Fine | 2017 | 324 | 511 | .634 |
| 5. Daniel Meager | 2007 | 107 | 169 | .633 |
| 6. Giovanni Vizza | 2008 | 309 | 493 | .626 |
| 7. Mitch Maher | 1994 | 231 | 370 | .624 |
| 8. Mason Fine | 2019 | 257 | 414 | .620 |
| 9. Jordan Case | 1979 | 103 | 167 | .616 |
| 10. Rusty Hill | 1982 | 177 | 292 | .606 |

YARDS PER COMPLETION

CAREER LEADERS MINIMUM 50 COMPLETIONS (SINCE 2000)

| PLAYER | SEASONS | CMP | YDS | YPC |
|-------------------|---------|-------|--------|-------|
| 1. Austin Aune | 2019-22 | 488 | 7,324 | 15.01 |
| 2. Scott Hall | 2000-04 | 422 | 5,975 | 14.15 |
| 3. Dajon Williams | 2013-14 | 51 | 662 | 12.98 |
| 4. Jason Bean | 2018-20 | 101 | 1,307 | 12.94 |
| 5. Matt Phillips | 2005-08 | 64 | 791 | 12.35 |
| 6. Andrew Smith | 2001-03 | 104 | 1,267 | 12.18 |
| 7. Mason Fine | 2016-19 | 1,039 | 12,505 | 12.03 |
| 8. Derek Thompson | 2009-13 | 633 | 7,427 | 11.73 |
| 9. Andrew McNulty | 2011-15 | 224 | 2,503 | 11.17 |
| 10. Jace Ruder | 2021 | 53 | 571 | 10.77 |



INDIVIDUAL LEADERS

SEASON LEADERS MINIMUM 30 ATTEMPTS (SINCE 2000)

| PLAYER | SEASON | CMP | YDS | YPC |
|--------------------|--------|-----|-------|-------|
| 1. Austin Aune | 2020 | 101 | 1,650 | 16.33 |
| 2. Austin Aune | 2022 | 232 | 3,547 | 15.29 |
| 3. Scott Hall | 2003 | 107 | 1,580 | 14.76 |
| 4. Andrew Smith | 2003 | 13 | 187 | 14.38 |
| 5. Jason Bean | 2020 | 79 | 1,131 | 14.31 |
| 6. Matt Phillips | 2005 | 33 | 448 | 13.57 |
| 7. Scott Hall | 2004 | 134 | 1,818 | 13.56 |
| 8. Nathan Tune | 2010 | 39 | 525 | 13.46 |
| 9. Andrew Smith | 2002 | 91 | 1,206 | 13.25 |
| 10. Dajon Williams | 2014 | 46 | 607 | 13.19 |

TOUCHDOWNS

CAREER LEADERS

| PLAYER | SEASONS | YDS | TD |
|-------------------|---------|--------|----|
| 1. Mason Fine | 2016-19 | 12,505 | 93 |
| 2. Steve Ramsey | 1967-69 | 7,076 | 69 |
| 3. Mitch Maher | 1991-94 | 8,256 | 67 |
| 4. Austin Aune | 2019-22 | 7,324 | 56 |
| 5. Scott Hall | 2000-04 | 5,975 | 50 |
| 6. Derek Thompson | 2009-13 | 7,427 | 42 |
| 7. Scott Davis | 1987-90 | 6,923 | 41 |
| 8. Giovanni Vizza | 2007-08 | 5,146 | 32 |
| Jason Mills | 1995-97 | 3,981 | 32 |
| 10. Vidal Carlin | 1965-66 | 3,233 | 25 |

SEASON LEADERS

| PLAYER | SEASONS | YDS | TD |
|-----------------|---------|-------|----|
| 1. Austin Aune | 2022 | 3,547 | 33 |
| 2. Mason Fine | 2017 | 4,052 | 31 |
| 3. Mason Fine | 2019 | 3,088 | 29 |
| 4. Mason Fine | 2018 | 3,793 | 27 |
| 5. Mitch Maher | 1994 | 3,103 | 26 |
| 6. Steve Ramsey | 1969 | 2,828 | 24 |
| Steve Ramsey | 1968 | 2,516 | 24 |
| Mitch Maher | 1993 | 2,595 | 24 |
| 9. Steve Ramsey | 1967 | 1,732 | 21 |
| 10. Scott Hall | 2001 | 1,453 | 19 |

INTERCEPTIONS

CAREER LEADERS

| PLAYER | SEASONS | ATT | TD | INT |
|-------------------|---------|-------|----|-----|
| 1. Steve Ramsey | 1967-69 | 1,015 | 69 | 67 |
| 2. Mitch Maher | 1991-94 | 1,149 | 67 | 50 |
| 3. Vidal Carlin | 1965-66 | 633 | 25 | 47 |
| 4. Jason Mills | 1994-97 | 697 | 32 | 37 |
| 5. Giovanni Vizza | 2007-08 | 876 | 32 | 36 |
| 6. Derek Thompson | 2009-13 | 1,055 | 41 | 34 |
| 7. Mason Fine | 2016-19 | 1,655 | 93 | 34 |
| 8. Austin Aune | 2019-22 | 896 | 56 | 28 |
| 9. Scott Hall | 2000-04 | 784 | 50 | 26 |
| 10. Daniel Meager | 2004-08 | 473 | 12 | 22 |

SEASON LEADERS

| PLAYER | SEASON | ATT | TD | INT |
|-------------------|--------|-----|----|-----|
| 1. Steve Ramsey | 1969 | 414 | 24 | 31 |
| 2. Vidal Carlin | 1966 | 292 | 13 | 24 |
| 3. Giovanni Vizza | 2007 | 383 | 17 | 20 |
| 4. Steve Ramsey | 1967 | 269 | 21 | 19 |
| Rick Shaw | 1971 | 124 | 6 | 19 |
| 6. Jason Mills | 1995 | 216 | 12 | 18 |
| Vidal Carlin | 1965 | 341 | 12 | 18 |
| 8. Giovanni Vizza | 2008 | 493 | 15 | 16 |
| 9. Riley Dodge | 2009 | 303 | 9 | 15 |
| Mason Fine | 2017 | 511 | 31 | 15 |
| Austin Aune | 2022 | 488 | 33 | 15 |

TOUCHDOWN-TO-INTERCEPTION RATIO

CAREER LEADERS MINIMUM 9 TOUCHDOWNS

| PLAYER | SEASONS | TD | INT | PCT. |
|-------------------|---------|----|-----|------|
| 1. Mason Fine | 2016-19 | 93 | 34 | 2.73 |
| 2. Austin Aune | 2019-22 | 56 | 28 | 2.00 |
| 3. Scott Hall | 2000-04 | 50 | 26 | 1.92 |
| 4. Jason Bean | 2018-20 | 17 | 9 | 1.88 |
| 5. Nathan Tune | 2006-10 | 9 | 5 | 1.80 |
| 6. Mitch Maher | 1991-94 | 67 | 50 | 1.34 |
| 7. Derek Thompson | 2009-13 | 41 | 34 | 1.20 |
| 8. Scott Davis | 1987-90 | 41 | 35 | 1.17 |
| 9. Steve Ramsey | 1967-69 | 69 | 67 | 1.02 |
| 10. Riley Dodge | 2008-10 | 20 | 20 | 1.00 |

SEASON LEADERS MINIMUM 13 TOUCHDOWNS

| PLAYER | SEASON | TD | INT | RATIO |
|-----------------|--------|----|-----|-------|
| 1. Mason Fine | 2018 | 27 | 5 | 5.40 |
| 2. Scott Hall | 2004 | 14 | 4 | 3.50 |
| 3. Austin Aune | 2020 | 13 | 4 | 3.25 |
| 4. Mason Fine | 2019 | 29 | 9 | 3.22 |
| 5. Scott Hall | 2003 | 13 | 5 | 2.60 |
| 6. Austin Aune | 2022 | 33 | 15 | 2.20 |
| 7. Mason Fine | 2017 | 31 | 15 | 2.06 |
| 8. Mitch Maher | 1994 | 26 | 14 | 1.85 |
| 9. Scott Hall | 2001 | 19 | 11 | 1.72 |
| 10. Mitch Maher | 1993 | 24 | 14 | 1.71 |

PASSING YARDS PER GAME

CAREER LEADERS MINIMUM 5 GAMES (SINCE 2000)

| PLAYER | SEASONS | GMS | YDS | AVG |
|-------------------|---------|-----|--------|-------|
| 1. Mason Fine | 2016-19 | 49 | 12,505 | 255.2 |
| 2. Giovanni Vizza | 2007-08 | 22 | 5,146 | 233.9 |
| 3. Austin Aune | 2019-22 | 37 | 7,324 | 197.9 |
| 4. Derek Thompson | 2010-13 | 39 | 7,427 | 189.4 |
| 5. Alec Morris | 2016 | 7 | 1,126 | 160.8 |
| 6. Riley Dodge | 2008-10 | 24 | 3,187 | 132.7 |
| 7. Scott Hall | 2000-04 | 50 | 5,975 | 119.5 |
| 8. DaMarcus Smith | 2015 | 10 | 1,010 | 101.0 |
| 9. Daniel Meager | 2004-08 | 30 | 2,555 | 85.1 |
| 10. Jason Bean | 2018-20 | 16 | 1,307 | 81.6 |

SEASON LEADERS MINIMUM 5 GAMES (SINCE 2000)

| PLAYER | SEASON | GMS | YDS | AVG |
|-------------------|--------|-----|-------|-------|
| 1. Mason Fine | 2018 | 13 | 3,793 | 291.8 |
| 2. Mason Fine | 2017 | 14 | 4,052 | 289.4 |
| 3. Mason Fine | 2019 | 12 | 3,088 | 257.3 |
| 4. Austin Aune | 2022 | 14 | 3,547 | 253.4 |
| 5. Giovanni Vizza | 2007 | 10 | 2,388 | 238.8 |
| 6. Giovanni Vizza | 2008 | 12 | 2,758 | 229.8 |
| 7. Derek Thompson | 2013 | 13 | 2,896 | 222.8 |
| 8. Derek Thompson | 2012 | 12 | 2,649 | 220.8 |
| 9. Daniel Meager | 2007 | 5 | 1,088 | 217.6 |
| 10. Austin Aune | 2020 | 8 | 1,650 | 206.2 |

RECORDS



INDIVIDUAL LEADERS

RECEIVING

RECEPTIONS

CAREER LEADERS

| PLAYER | SEASONS | YDS | AVG | REC |
|-----------------------|------------|-------|-------|-----|
| 1. Jaelon Darden | 2017-20 | 2,782 | 12.09 | 230 |
| 2. Casey Fitzgerald | 2005-08 | 2,533 | 11.86 | 229 |
| 3. Carlos Harris | 2012-15 | 2,406 | 12.21 | 197 |
| 4. Johnny Quinn | 2003-06 | 2,718 | 14.53 | 187 |
| 5. David Brown | 1991-94 | 2,402 | 13.19 | 182 |
| 6. Pete Harvey | 1978-81 | 1,932 | 11.78 | 164 |
| 7. John Love | 1956-66 | 2,124 | 14.75 | 144 |
| Ron Shanklin | 1967-69 | 2,465 | 17.11 | 144 |
| 9. Michael Lawrence | 2016-19 | 1,929 | 13.48 | 143 |
| 10. Barry Moore | 1968-69 | 2,183 | 15.59 | 140 |
| 11. Troy Redwine | 1992-96 | 2,567 | 18.60 | 138 |
| 12. Marvin Walker | 1979-82 | 1,475 | 10.76 | 137 |
| 13. Rico Bussey | 2016-19 | 1,941 | 15.16 | 128 |
| 14. Jim Russell | 1965-67 | 1,701 | 13.94 | 122 |
| 15. Brandon Jackson | 2004-07 | 1,247 | 10.39 | 120 |
| 16. Brelan Chancellor | 2010-13 | 1,711 | 14.75 | 116 |
| 17. Roderic Burns | 2019-Pres. | 1,658 | 14.80 | 112 |
| 18. Marcus Camper | 1985-88 | 1,939 | 17.46 | 111 |
| 19. Turner Smiley | 2013-17 | 1,462 | 13.66 | 107 |
| 20. Kamaal Jackson | 2013-17 | 1,147 | 11.02 | 104 |

SEASON LEADERS

| PLAYER | SEASON | YDS | AVG | REC |
|---------------------|--------|-------|-------|-----|
| 1. Casey Fitzgerald | 2008 | 1,119 | 9.90 | 113 |
| 2. Casey Fitzgerald | 2007 | 1,322 | 11.90 | 111 |
| 3. Marvin Walker | 1982 | 934 | 10.26 | 91 |
| 4. Brandon Jackson | 2007 | 784 | 9.92 | 79 |
| 5. John Love | 1965 | 994 | 13.07 | 76 |
| Jaelon Darden | 2019 | 736 | 9.68 | 76 |
| 7. Jaelon Darden | 2020 | 1,190 | 16.08 | 74 |
| 8. Barry Moore | 1968 | 1,053 | 14.83 | 71 |
| Jamaal Jackson | 2009 | 701 | 9.87 | 71 |
| 10. Darnell Smith | 2013 | 791 | 11.30 | 70 |
| Carlos Harris | 2014 | 863 | 12.32 | 70 |

YEARLY LEADERS

| YEAR | PLAYER | REC | YDS | AVG | TD |
|------|--------------------|-----|-------|-------|----|
| 1951 | Wendell Swann | 23 | 472 | 20.52 | 5 |
| 1952 | Winton Criswell | 12 | 157 | 13.08 | 1 |
| 1953 | Ken Hall | 18 | 288 | 16.00 | 3 |
| 1954 | Charlie McGinty | 25 | 376 | 15.04 | 5 |
| 1955 | Dennis Shaw | 13 | 225 | 17.30 | 2 |
| 1956 | Dennis Shaw | 15 | 279 | 18.60 | 1 |
| 1957 | Abner Haynes | 11 | 50 | 4.54 | 0 |
| 1958 | Abner Haynes | 19 | 298 | 15.68 | 3 |
| 1959 | Abner Haynes | 16 | 231 | 14.43 | 3 |
| 1960 | Billy Christle | 12 | 161 | 13.41 | 0 |
| 1961 | W. Freeman | 6 | 63 | 10.50 | 0 |
| 1962 | A.D. Whitfield | 7 | 116 | 16.57 | 3 |
| 1963 | Herb Carr | 7 | 88 | 12.57 | 1 |
| 1964 | Carl Lockhart | 29 | 341 | 11.75 | 1 |
| 1965 | John Love | 76 | 994 | 13.07 | 7 |
| 1966 | John Love | 68 | 1,130 | 16.61 | 10 |
| 1967 | James Russell | 44 | 624 | 14.18 | 5 |
| 1968 | Barry Moore | 69 | 1,053 | 15.3 | 7 |
| 1969 | Barry Moore | 71 | 1,130 | 15.9 | 5 |
| 1970 | Ret Little | 43 | 733 | 17.0 | 2 |
| 1971 | David Yaeger | 35 | 631 | 18.0 | 4 |
| 1972 | David Yaeger | 42 | 738 | 17.6 | 2 |
| 1973 | David Kervin | 34 | 641 | 18.8 | 6 |
| 1974 | J.T. Hollins | 27 | 374 | 13.9 | 1 |
| 1975 | Jeff Webb | 23 | 375 | 16.3 | 1 |
| 1976 | J.T. Hollins | 22 | 331 | 15.0 | 1 |
| 1977 | Tim Loftin | 33 | 523 | 15.8 | 5 |
| 1978 | Charlie Murray | 32 | 546 | 17.1 | 9 |
| 1979 | Pete Harvey | 37 | 424 | 11.5 | 1 |
| 1980 | Pete Harvey | 47 | 496 | 10.6 | 5 |
| 1981 | Pete Harvey | 57 | 743 | 13.0 | 3 |
| 1982 | Marvin Walker | 91 | 934 | 10.3 | 11 |
| 1983 | Tim Wasson | 37 | 553 | 14.9 | 4 |
| 1984 | Tim Wasson | 28 | 453 | 16.1 | 1 |
| 1985 | Marcus Camper | 17 | 332 | 19.5 | 3 |
| 1986 | Marcus Camper | 16 | 247 | 15.4 | 1 |
| 1987 | Marcus Camper | 24 | 422 | 17.5 | 3 |
| 1988 | Marcus Camper | 54 | 938 | 17.3 | 7 |
| 1989 | Tony Cook | 45 | 523 | 11.6 | 3 |
| 1990 | Erric Pegram | 55 | 444 | 8.1 | 1 |
| 1991 | David Brown | 45 | 531 | 11.8 | 1 |
| 1992 | Clayton George | 36 | 563 | 15.6 | 2 |
| 1993 | David Brown | 45 | 497 | 11.0 | 7 |
| 1994 | David Brown | 66 | 1,013 | 15.3 | 11 |
| 1995 | Troy Redwine | 50 | 800 | 16.0 | 8 |
| 1996 | Brian Waters | 28 | 272 | 9.7 | 4 |
| 1997 | Jay Young | 36 | 552 | 15.3 | 4 |
| 1998 | Jay Young | 32 | 428 | 13.4 | 1 |
| 1999 | Broderick McGrew | 32 | 601 | 18.8 | 5 |
| 2000 | Byron Curtis | 21 | 336 | 16.0 | 1 |
| 2001 | George Marshall | 32 | 546 | 17.1 | 11 |
| 2002 | George Marshall | 30 | 398 | 13.3 | 2 |
| 2003 | Johnny Quinn | 34 | 709 | 20.9 | 3 |
| 2004 | Johnny Quinn | 49 | 785 | 16.0 | 9 |
| 2005 | Johnny Quinn | 47 | 591 | 12.6 | 5 |
| 2006 | Johnny Quinn | 57 | 633 | 11.1 | 4 |
| 2007 | Casey Fitzgerald | 111 | 1,322 | 11.9 | 12 |
| 2008 | Casey Fitzgerald | 113 | 1,119 | 9.9 | 6 |
| 2009 | Jamaal Jackson | 71 | 701 | 9.9 | 6 |
| 2010 | Darius Carey | 38 | 524 | 13.8 | 5 |
| 2011 | Brelan Chancellor | 37 | 457 | 12.4 | 3 |
| 2012 | Ivan Delgado | 42 | 570 | 13.6 | 0 |
| 2013 | Darnell Smith | 70 | 791 | 11.3 | 4 |
| 2014 | Carlos Harris | 70 | 863 | 12.3 | 3 |
| 2015 | Carlos Harris | 61 | 727 | 11.9 | 7 |
| 2016 | Thaddeous Thompson | 43 | 545 | 12.7 | 2 |
| 2017 | Michael Lawrence | 62 | 819 | 13.2 | 4 |
| 2018 | Rico Bussey, Jr. | 68 | 1,017 | 15.0 | 12 |
| 2019 | Jaelon Darden | 76 | 736 | 9.7 | 12 |
| 2020 | Jaelon Darden | 74 | 1,190 | 16.1 | 19 |
| 2021 | Roderic Burns | 58 | 802 | 13.8 | 4 |
| 2022 | Roderic Burns | 40 | 676 | 16.9 | 1 |



INDIVIDUAL LEADERS

YARDS

CAREER LEADERS

| PLAYER | SEASONS | REC | AVG | YDS |
|-----------------------|------------|-----|-------|-------|
| 1. Jaelon Darden | 2017-20 | 230 | 12.09 | 2,782 |
| 2. Johnny Quinn | 2003-06 | 187 | 14.53 | 2,718 |
| 3. Troy Redwine | 1992-96 | 138 | 18.60 | 2,567 |
| 4. Casey Fitzgerald | 2005-08 | 229 | 11.86 | 2,533 |
| 5. Ron Shanklin | 1967-69 | 144 | 17.11 | 2,465 |
| 6. Carlos Harris | 2012-15 | 197 | 12.21 | 2,406 |
| 7. David Brown | 1991-94 | 182 | 13.19 | 2,402 |
| 8. Barry Moore | 1968-69 | 140 | 15.59 | 2,183 |
| 9. John Love | 1965-66 | 144 | 14.75 | 2,124 |
| 10. Rico Bussey Jr. | 2016-19 | 128 | 15.16 | 1,941 |
| 11. Marcus Camper | 1985-88 | 111 | 17.46 | 1,939 |
| 12. Pete Harvey | 1978-81 | 164 | 11.78 | 1,932 |
| 13. Michael Lawrence | 2016-19 | 143 | 13.48 | 1,929 |
| 14. Brelan Chancellor | 2010-13 | 116 | 14.75 | 1,711 |
| 15. James Russell | 1965-67 | 122 | 13.94 | 1,701 |
| 16. Roderic Burns | 2019-Pres. | 112 | 14.80 | 1,658 |
| 17. Jalon Guyton | 2017-18 | 103 | 15.33 | 1,580 |
| 18. Marvin Walker | 1979-82 | 137 | 10.76 | 1,475 |
| 19. Turner Smiley | 2013-17 | 107 | 13.66 | 1,462 |
| 20. David Yaege | 1971-72 | 77 | 17.77 | 1,369 |

SEASON LEADERS

| PLAYER | SEASON | REC | AVG | YDS |
|-----------------------|--------|-----|-------|-------|
| 1. Casey Fitzgerald | 2007 | 111 | 11.90 | 1,322 |
| 2. Jaelon Darden | 2020 | 74 | 16.08 | 1,190 |
| 3. Barry Moore | 1969 | 71 | 15.91 | 1,130 |
| John Love | 1966 | 68 | 16.61 | 1,130 |
| 5. Casey Fitzgerald | 2008 | 113 | 9.90 | 1,119 |
| 6. Barry Moore | 1968 | 71 | 14.83 | 1,053 |
| 7. Rico Bussey Jr. | 2018 | 68 | 14.95 | 1,017 |
| 8. David Brown | 1994 | 66 | 15.34 | 1,013 |
| 9. John Love | 1965 | 76 | 13.07 | 994 |
| 10. Marcus Camper | 1988 | 54 | 17.37 | 938 |
| 11. Marvin Walker | 1982 | 91 | 10.26 | 934 |
| 12. Ron Shanklin | 1969 | 56 | 15.60 | 874 |
| 13. Ron Shanklin | 1967 | 41 | 21.14 | 867 |
| 14. Carlos Harris | 2014 | 70 | 12.32 | 863 |
| 15. Michael Lawrence | 2017 | 62 | 13.20 | 819 |
| 16. Tony Redwine | 1994 | 49 | 16.55 | 811 |
| 17. Jalon Guyton | 2018 | 54 | 14.90 | 805 |
| 18. Roderic Burns | 2021 | 58 | 13.82 | 802 |
| 19. Brelan Chancellor | 2013 | 53 | 14.94 | 792 |
| 20. Darnell Smith | 2013 | 70 | 11.30 | 791 |

TOUCHDOWNS

CAREER LEADERS

| PLAYER | SEASONS | REC | YDS | TD |
|---------------------|---------|-----|-------|----|
| 1. Jaelon Dardon | 2017-20 | 230 | 2,782 | 38 |
| 2. Ron Shanklin | 1967-69 | 144 | 2,465 | 31 |
| 3. Tony Redwine | 1992-96 | 138 | 2,567 | 23 |
| 4. David Brown | 1991-94 | 182 | 2,402 | 22 |
| 5. Rico Bussey Jr. | 2016-19 | 128 | 1,941 | 21 |
| Johnny Quinn | 2003-06 | 187 | 2,718 | 21 |
| 7. Casey Fitzgerald | 2005-08 | 229 | 2,533 | 20 |
| Jyaire Shorter | 2018-22 | 58 | 1,320 | 20 |
| 9. John Love | 1965-66 | 144 | 2,124 | 17 |
| 10. Jalen Guyton | 2017-18 | 103 | 1,580 | 15 |
| George Marshall | 1999-02 | 78 | 1,194 | 15 |

SEASON LEADERS

| PLAYER | SEASON | REC | YDS | TD |
|------------------|--------|-----|-------|----|
| 1. Jaelon Darden | 2020 | 74 | 1,190 | 19 |
| 2. Ron Shanklin | 1967 | 41 | 867 | 13 |
| 3. Jaelon Darden | 2019 | 76 | 736 | 12 |
| Rico Bussey Jr. | 2018 | 68 | 1,017 | 12 |
| Casey Fitzgerald | 2007 | 111 | 1,322 | 12 |
| 6. David Brown | 1994 | 66 | 1,013 | 11 |
| George Marshall | 2001 | 32 | 546 | 11 |
| Marvin Walker | 1982 | 91 | 934 | 11 |
| Jyaire Shorter | 2022 | 23 | 628 | 11 |
| 10. John Love | 1966 | 68 | 1,130 | 10 |

YARDS PER RECEPTION

CAREER LEADERS MINIMUM 50 RECEPTIONS

| PLAYER | SEASONS | REC | YDS | AVG |
|---------------------|---------|-----|-------|-------|
| 1. Jyaire Shorter | 2018-22 | 58 | 1,320 | 22.76 |
| 2. Troy Redwine | 1992-96 | 138 | 2,567 | 18.60 |
| 3. Broderick McGrew | 1996-99 | 66 | 1,224 | 18.54 |
| 4. Devin Kervin | 1972-73 | 69 | 1,246 | 18.05 |
| 5. David Yaege | 1971-72 | 77 | 1,369 | 17.77 |
| 6. Marcus Camper | 1985-88 | 111 | 1,939 | 17.46 |
| 7. Deonte Simpson | 2019-21 | 48 | 830 | 17.29 |
| 8. Andy Blount | 2001-04 | 56 | 871 | 15.55 |
| 9. Jalen Guyton | 2017-18 | 103 | 1,580 | 15.33 |
| 10. George Marshall | 1999-02 | 78 | 1,194 | 15.30 |

SEASON LEADERS MINIMUM 20 RECEPTIONS

| PLAYER | SEASON | REC | YDS | AVG |
|-------------------|--------|-----|-----|-------|
| 1. AV Collins | 1949 | 30 | 949 | 31.63 |
| 2. Jyaire Shorter | 2022 | 23 | 628 | 27.30 |
| 3. Troy Redwine | 1993 | 34 | 867 | 25.50 |
| 4. Vance Jackson | 1973 | 29 | 639 | 22.03 |
| 5. Ron Shanklin | 1967 | 41 | 867 | 21.14 |
| 6. Johnny Quinn | 2003 | 34 | 709 | 20.85 |
| 7. Scott Ford | 1992 | 21 | 435 | 20.71 |
| 8. Deonte Simpson | 2020 | 25 | 517 | 20.68 |
| 9. Jyaire Shorter | 2019 | 24 | 473 | 19.70 |
| 10. Andy Blount | 2003 | 22 | 415 | 18.86 |

YARDS PER GAME

CAREER LEADERS (SINCE 2000)

| PLAYER | SEASONS | G | YDS | AVG |
|---------------------|---------|----|-------|-------|
| 1. Casey Fitzgerald | 2005-08 | 28 | 2,533 | 90.46 |
| 2. Rico Bussey Jr. | 2016-19 | 30 | 1,923 | 64.10 |
| 3. Jalen Guyton | 2017-18 | 25 | 1,580 | 63.20 |
| 4. Sam Dibrell | 2007-08 | 10 | 610 | 61.00 |
| 5. Jaelon Dardon | 2017-20 | 47 | 2,782 | 59.19 |
| 6. Johnny Quinn | 2003-06 | 47 | 2,718 | 57.82 |
| 7. Carlos Harris | 2012-15 | 42 | 2,396 | 57.04 |
| 8. Darnell Smith | 2012-13 | 21 | 1,170 | 55.71 |
| 9. Ivan Delgado | 2011-12 | 17 | 875 | 51.47 |
| 10. Jamaal Jackson | 2009-10 | 23 | 1,147 | 49.86 |

SEASON LEADERS (SINCE 2000)

| PLAYER | SEASON | G | YDS | AVG |
|---------------------|--------|----|-------|--------|
| 1. Jaelon Darden | 2020 | 9 | 1,190 | 132.22 |
| 2. Casey Fitzgerald | 2007 | 12 | 1,322 | 110.16 |
| 3. Casey Fitzgerald | 2008 | 12 | 1,119 | 93.25 |
| 4. Rico Bussey Jr. | 2018 | 12 | 1,017 | 84.75 |
| 5. Carlos Harris | 2014 | 12 | 863 | 71.91 |
| 6. Darnell Smith | 2013 | 12 | 791 | 65.71 |
| 7. Johnny Quinn | 2004 | 12 | 785 | 65.41 |
| 8. Brandon Jackson | 2007 | 12 | 784 | 65.33 |
| 9. Jalen Guyton | 2017 | 12 | 775 | 64.58 |
| 10. Jalen Guyton | 2018 | 13 | 805 | 61.92 |

RECORDS



INDIVIDUAL LEADERS

TOTAL OFFENSE

TOTAL PLAYS

CAREER LEADERS

| PLAYER | SEASONS | PLAYS |
|-------------------|---------|-------|
| 1. Mason Fine | 2016-19 | 1,980 |
| 2. Scott Davis | 1987-90 | 1,549 |
| 3. Mitch Maher | 1991-94 | 1,471 |
| 4. Derek Thompson | 2009-13 | 1,214 |
| 5. Scott Hall | 2000-04 | 1,201 |

SEASON LEADERS

| PLAYER | SEASON | PLAYS |
|-------------------|--------|-------|
| 1. Mason Fine | 2017 | 618 |
| 2. Mason Fine | 2018 | 538 |
| 3. Giovanni Vizza | 2007 | 516 |
| 4. Steve Ramsey | 1969 | 481 |
| 5. Mason Fine | 2019 | 469 |

TOTAL YARDS

CAREER LEADERS

| PLAYER | SEASONS | PLAYS | YDS |
|-------------------|---------|-------|--------|
| 1. Mason Fine | 2016-19 | 1,980 | 12,561 |
| 2. Mitch Maher | 1991-94 | 1,471 | 9,006 |
| 3. Scott Davis | 1987-90 | 1,549 | 8,436 |
| 4. Austin Aune | 2019-22 | 1,047 | 7,730 |
| 5. Derek Thompson | 2010-13 | 1,211 | 7,700 |
| 6. Steve Ramsey | 1967-69 | 1,132 | 6,568 |
| 7. Scott Hall | 2000-04 | 1,201 | 6,440 |
| 8. Giovanni Vizza | 2007-08 | 1,104 | 5,561 |
| 9. Ken Washington | 1974-77 | 1,016 | 4,313 |
| 10. Lance Dunbar | 2008-11 | 782 | 4,224 |

SEASON LEADERS

| PLAYER | SEASON | PLAYS | YDS |
|--------------------|--------|-------|-------|
| 1. Mason Fine | 2017 | 618 | 4,068 |
| 2. Mason Fine | 2018 | 538 | 3,813 |
| 3. Austin Aune | 2022 | 455 | 3,599 |
| 4. Mitch Maher | 1994 | 458 | 3,280 |
| 5. Derek Thompson | 2013 | 454 | 3,053 |
| 6. Mason Fine | 2019 | 469 | 2,990 |
| 7. Giovanni Vizza | 2008 | 588 | 2,874 |
| 8. Scott Davis | 1988 | 430 | 2,848 |
| 9. Mitch Maher | 1993 | | 2,711 |
| 10. Giovanni Vizza | 2007 | 516 | 2,687 |

YEARLY LEADERS

| YEAR | PLAYER | RUSH | PASS | YDS |
|------|-----------------|-------|-------|-------|
| 1951 | Richard Harvey | -143 | 1,194 | 1,051 |
| 1952 | Tommy Gray | 829 | 0 | 829 |
| 1953 | Dean Renfro | 700 | 0 | 700 |
| 1954 | Don Baker | 164 | 630 | 794 |
| 1955 | Don Baker | 164 | 700 | 864 |
| 1956 | Ray Toole | 90 | 485 | 575 |
| 1957 | Ray Toole | 316 | 367 | 683 |
| 1958 | Vernon Cole | 269 | 589 | 858 |
| 1959 | Vernon Cole | 550 | 304 | 854 |
| 1960 | Robert Duty | 30 | 614 | 644 |
| 1961 | Bobby Smith | 541 | 0 | 541 |
| 1962 | Dwain Bean | 657 | 0 | 657 |
| 1963 | Dwain Bean | 770 | 14 | 784 |
| 1964 | A.D. Whitfield | 592 | 0 | 592 |
| 1965 | Vidal Carlin | -65 | 1,723 | 1,658 |
| 1966 | Vidal Carlin | -122 | 1,510 | 1,388 |
| 1967 | Steve Ramsey | -168 | 1,732 | 1,564 |
| 1968 | Steve Ramsey | -149 | 2,516 | 2,367 |
| 1969 | Steve Ramsey | -191 | 2,828 | 2,637 |
| 1970 | Joe Milton | 186 | 1,852 | 2,038 |
| 1971 | Rick Shaw | 99 | 666 | 766 |
| 1972 | Rick Shaw | 74 | 734 | 808 |
| 1973 | Phil Shotland | -13 | 959 | 946 |
| 1974 | Ken Washington | 481 | 1,042 | 1,523 |
| 1975 | Glen Ray | 7 | 472 | 479 |
| 1976 | Ken Washington | 395 | 587 | 982 |
| 1977 | Ken Washington | 258 | 1,155 | 1,413 |
| 1978 | Jordan Case | 267 | 1,360 | 1,627 |
| 1979 | Jordan Case | -52 | 1,152 | 1,100 |
| 1980 | Joe Stevenson | 89 | 1,582 | 1,671 |
| 1981 | Greg Carter | -38 | 782 | 744 |
| 1982 | Rusty Hill | -61 | 1,704 | 1,643 |
| 1983 | Greg Carter | 80 | 1,275 | 1,355 |
| 1984 | Mike Rhone | 206 | 375 | 581 |
| 1985 | Mike Rhone | 294 | 487 | 781 |
| 1986 | Bron Beal | 331 | 664 | 995 |
| 1987 | Scott Davis | 316 | 1,023 | 1,339 |
| 1988 | Scott Davis | 439 | 2,409 | 2,848 |
| 1989 | Scott Davis | 115 | 1,941 | 2,056 |
| 1990 | Scott Davis | 643 | 1,550 | 2,193 |
| 1991 | Wendell Mosley | -37 | 861 | 824 |
| 1992 | Mitch Maher | 167 | 2,090 | 2,257 |
| 1993 | Mitch Maher | 116 | 2,595 | 2,711 |
| 1994 | Mitch Maher | 177 | 3,103 | 3,280 |
| 1995 | Jason Mills | 55 | 1,183 | 1,238 |
| 1996 | Jason Mills | 24 | 1,016 | 1,040 |
| 1997 | Jason Mills | 35 | 1,667 | 1,702 |
| 1998 | Ja'Quay Wilburn | 754 | 0 | 754 |
| 1999 | Ja'Quay Wilburn | 1,016 | 0 | 1,016 |
| 2000 | Scott Hall | 230 | 937 | 1,167 |
| 2001 | Scott Hall | 143 | 1,453 | 1,596 |
| 2002 | Kevin Galbreath | 1,298 | 0 | 1,298 |
| 2003 | Scott Hall | 74 | 1,732 | 1,806 |
| 2004 | Scott Hall | 11 | 1,818 | 1,829 |
| 2005 | Patrick Cobbs | 1,154 | 33 | 1,187 |
| 2006 | Jamario Thomas | 668 | 0 | 668 |
| 2007 | Giovanni Vizza | 299 | 2,388 | 2,687 |
| 2008 | Giovanni Vizza | 116 | 2,828 | 2,944 |
| 2009 | Riley Dodge | 463 | 1,975 | 2,438 |
| 2010 | Lance Dunbar | 1,553 | 0 | 1,553 |
| 2011 | Derek Thompson | 113 | 1,759 | 1,872 |
| 2012 | Derek Thompson | 26 | 2,649 | 2,675 |
| 2013 | Derek Thompson | 157 | 2,896 | 3,053 |
| 2014 | Andrew McNulty | 54 | 1,295 | 1,349 |
| 2015 | DaMarcus Smith | 427 | 1,010 | 1,437 |
| 2016 | Mason Fine | 118 | 1,572 | 1,690 |
| 2017 | Mason Fine | 16 | 4,052 | 4,068 |
| 2018 | Mason Fine | 20 | 3,793 | 3,813 |
| 2019 | Mason Fine | -98 | 3,088 | 2,990 |
| 2020 | Austin Aune | 29 | 1,650 | 1,679 |
| 2021 | Austin Aune | 325 | 1,991 | 2,316 |
| 2022 | Austin Aune | 52 | 3,547 | 3,599 |



INDIVIDUAL LEADERS

YARDS PER PLAY

CAREER LEADERS MINIMUM 300 PLAYS (SINCE 2000)

| PLAYER | SEASONS | PLAYS | YDS | AVG |
|-------------------|---------|-------|--------|------|
| 1. Austin Aune | 2019-22 | 1,047 | 7,730 | 7.38 |
| 2. Derek Thompson | 2009-13 | 1,211 | 7,700 | 6.36 |
| 3. Mason Fine | 2016-19 | 1,980 | 12,561 | 6.34 |
| 4. Riley Dodge | 2008-10 | 667 | 3,938 | 5.90 |
| 5. Lance Dunbar | 2008-11 | 782 | 4,224 | 5.40 |

SEASON LEADERS MINIMUM 50 PLAYS (SINCE 2001)

| PLAYER | SEASON | PLAYS | YDS | AVG |
|-------------------|--------|-------|-------|------|
| 1. Austin Aune | 2020 | 212 | 1,679 | 7.92 |
| 2. Austin Aune | 2022 | 455 | 3,599 | 7.91 |
| 3. Jason Bean | 2020 | 201 | 1,477 | 7.34 |
| 4. Ayo Adeyi | 2022 | 112 | 1,303 | 7.21 |
| 3. Scott Hall | 2003 | 254 | 1,806 | 7.11 |
| 4. Mason Fine | 2018 | 538 | 3,813 | 7.09 |
| 5. Lance Dunbar | 2009 | 200 | 1,378 | 6.89 |
| 6. Derek Thompson | 2013 | 454 | 3,053 | 6.72 |
| 7. Mason Fine | 2017 | 618 | 4,068 | 6.58 |
| 8. Derek Thompson | 2012 | 411 | 2,675 | 6.51 |
| 9. Jeffery Wilson | 2017 | 188 | 1,215 | 6.46 |
| 10. Mason Fine | 2019 | 469 | 2,990 | 6.38 |

TOUCHDOWN RESPONSIBILITY

CAREER LEADERS

| PLAYER | SEASONS | RUSH | PASS | TD |
|--------------------|---------|------|------|-----|
| 1. Mason Fine | 2016-19 | 7 | 93 | 100 |
| 2. Mitch Maher | 1991-94 | 18 | 67 | 85 |
| 3. Steve Ramsey | 1967-69 | 2 | 69 | 71 |
| 4. Scott Davis | 1987-90 | 29 | 71 | 70 |
| 5. Austin Aune | 2019-22 | 6 | 56 | 62 |
| 6. Scott Hall | 2000-04 | 7 | 50 | 57 |
| 7. Derek Thompson | 2009-13 | 8 | 42 | 50 |
| 8. Lance Dunbar | 2008-11 | 41 | | 48 |
| 9. Patrick Cobbs | 2001-05 | 36 | | 40 |
| 10. DeAndre Torrey | 2018-21 | 36 | 4 | 40 |

SEASON LEADERS

| PLAYER | SEASON | RUSH | PASS | TD |
|----------------|--------|------|------|----|
| 1. Austin Aune | 2022 | 1 | 33 | 34 |
| 2. Mitch Maher | 1994 | 7 | 26 | 33 |
| 3. Mason Fine | 2017 | 1 | 31 | 32 |
| 4. Mason Fine | 2019 | 2 | 29 | 31 |
| Mitch Maher | 1993 | 7 | 24 | 31 |

ALL-PURPOSE

TOTAL NET YARDS

CAREER LEADERS

| PLAYER | SEASONS | YDS |
|----------------------|---------|-------|
| 1. Brelan Chancellor | 2010-13 | 5,503 |
| 2. Lance Dunbar | 2008-11 | 5,375 |
| 3. Patrick Cobbs | 2001-05 | 5,222 |
| 4. DeAndre Torrey | 2018-21 | 4,920 |
| 5. Jeffery Wilson | 2014-17 | 4,011 |
| 6. Johnny Quinn | 2003-06 | 3,835 |
| 7. Jamaro Thomas | 2004-07 | 3,670 |
| 8. Marcus Camper | 1985-88 | 3,562 |
| 9. Jaelon Darden | 2017-20 | 3,418 |
| 10. Abner Hayes | 1957-59 | 3,322 |

SEASON LEADERS

| PLAYER | SEASON | RUSH | REC | RET | YDS |
|----------------------|--------|-------|-----|-------|-------|
| 1. Brelan Chancellor | 2013 | 123 | 792 | 1,049 | 1,964 |
| 2. Lance Dunbar | 2010 | 1,553 | 332 | 0 | 1,885 |
| 3. Jamaro Thomas | 2004 | 1,801 | 14 | 0 | 1,815 |
| 4. Lance Dunbar | 2009 | 1,378 | 300 | 57 | 1,735 |
| 5. Patrick Cobbs | 2003 | 1,680 | 43 | 48 | 1,771 |
| 6. Leo Taylor | 1968 | 1,017 | 443 | 192 | 1,652 |
| 7. Brelan Chancellor | 2011 | 46 | 457 | 1,125 | 1,628 |
| 8. Bernard Jackson | 1978 | 1,453 | 76 | 75 | 1,604 |
| 9. Erric Pegram | 1990 | 957 | 444 | 193 | 1,594 |
| 10. DeAndre Torrey | 2018 | 977 | 205 | 330 | 1,512 |

YEARLY LEADERS

| YEAR | PLAYER | RUSH | REC | RTN | YDS |
|------|-------------------|-------|-------|-------|-------|
| 1957 | Abner Haynes | 639 | 50 | 240 | 929 |
| 1958 | Abner Haynes | 495 | 298 | 391 | 1,184 |
| 1959 | Abner Haynes | 730 | 231 | 248 | 1,209 |
| 1960 | Terry Parks | 229 | 243 | 168 | 640 |
| 1961 | Bobby Smith | 541 | 63 | 172 | 776 |
| 1962 | Dwain Bean | 657 | 3 | 0 | 660 |
| 1963 | Dwain Bean | 770 | 51 | 0 | 821 |
| 1964 | Carl Lockhart | 169 | 341 | 297 | 807 |
| 1965 | John Love | 54 | 994 | 497 | 1,545 |
| 1966 | John Love | -5 | 1,130 | 307 | 1,432 |
| 1967 | Ron Shanklin | 0 | 867 | 0 | 867 |
| 1968 | Leo Taylor | 1,017 | 443 | 192 | 1,652 |
| 1969 | Leo Taylor | 545 | 357 | 328 | 1,230 |
| 1970 | Ret Little | 0 | 733 | 0 | 733 |
| 1971 | Ken Fontno | 0 | 0 | 702 | 702 |
| 1972 | Charles Johnson | 685 | 118 | 381 | 1,184 |
| 1973 | David Kervin | 82 | 641 | 554 | 1,277 |
| 1974 | John Brown | 674 | 57 | 0 | 731 |
| 1975 | Sears Woods | 446 | 44 | 326 | 816 |
| 1976 | Mike Jones | 411 | 164 | 0 | 575 |
| 1977 | Mike Jones | 940 | 245 | 0 | 1,185 |
| 1978 | Bernard Jackson | 1,453 | 76 | 75 | 1,604 |
| 1979 | Bernard Jackson | 749 | 77 | 445 | 1,271 |
| 1980 | Malcolm Jones | 1,144 | 250 | 0 | 1,394 |
| 1981 | C. Charleston | 420 | 94 | 433 | 947 |
| 1982 | Marvin Walker | 0 | 934 | 0 | 934 |
| 1983 | Tim Wasson | 38 | 553 | 126 | 717 |
| 1984 | Tim Wasson | 46 | 453 | 408 | 907 |
| 1985 | Marcus Camper | 0 | 332 | 397 | 729 |
| 1986 | Marcus Camper | 49 | 247 | 397 | 693 |
| 1987 | Marcus Camper | 0 | 422 | 368 | 790 |
| 1988 | Marcus Camper | 0 | 938 | 412 | 1,350 |
| 1989 | Tony Cook | -21 | 523 | 422 | 924 |
| 1990 | Erric Pegram | 957 | 444 | 193 | 1,594 |
| 1991 | David Brown | 58 | 531 | 307 | 896 |
| 1992 | Terrance Brown | 976 | 16 | 0 | 992 |
| 1993 | Terrance Brown | 1,101 | 6 | 0 | 1,107 |
| 1994 | David Brown | 8 | 1,013 | 364 | 1,385 |
| 1995 | Billie Smith | -7 | 441 | 563 | 997 |
| 1996 | Hut Allred | 907 | 19 | 41 | 967 |
| 1997 | Hut Allred | 586 | 49 | 206 | 841 |
| 1998 | Broderick McGrew | 0 | 393 | 587 | 980 |
| 1999 | Broderick McGrew | 0 | 601 | 473 | 1,074 |
| 2000 | Ja'Quay Wilburn | 756 | 63 | 0 | 819 |
| 2001 | Kevin Galbreath | 1,119 | 12 | 0 | 1,131 |
| 2002 | Kevin Galbreath | 1,298 | 21 | 0 | 1,319 |
| 2003 | Patrick Cobbs | 1,680 | 43 | 48 | 1,771 |
| 2004 | Jamaro Thomas | 1,801 | 14 | 0 | 1,815 |
| 2005 | Patrick Cobbs | 1,154 | 106 | 226 | 1,486 |
| 2006 | Johnny Quinn | 0 | 633 | 175 | 808 |
| 2007 | Casey Fitzgerald | 0 | 1,322 | 0 | 1,322 |
| 2008 | Casey Fitzgerald | 47 | 1,119 | 14 | 1,180 |
| 2009 | Lance Dunbar | 1,378 | 300 | 57 | 1,735 |
| 2010 | Lance Dunbar | 1,553 | 332 | 0 | 1,885 |
| 2011 | Brelan Chancellor | 46 | 457 | 1,125 | 1,628 |
| 2012 | Brandin Byrd | 875 | 92 | 28 | 995 |
| 2013 | Brelan Chancellor | 123 | 792 | 1,049 | 1,964 |

RECORDS



INDIVIDUAL LEADERS

| YEAR | PLAYER | RUSH | REC | RTN | YDS |
|------|----------------|-------|-------|-----|-------|
| 2014 | Carlos Harris | 92 | 863 | 496 | 1,451 |
| 2015 | Jeffery Wilson | 830 | 71 | 279 | 1,180 |
| 2016 | Jeffery Wilson | 936 | 247 | 0 | 1,183 |
| 2017 | Jeffery Wilson | 1,215 | 188 | 0 | 1,383 |
| 2018 | DeAndre Torrey | 977 | 205 | 330 | 1,512 |
| 2019 | DeAndre Torrey | 380 | 96 | 491 | 967 |
| 2020 | Jaelon Darden | -3 | 1,190 | 21 | 1,208 |
| 2021 | DeAndre Torrey | 1,330 | 115 | 179 | 1,624 |
| 2022 | Kaylon Horton | 95 | 131 | 699 | 925 |

| YEAR | PLAYER | TD | PAT | FG | PTS |
|------|------------------|----|-----|----|-----|
| 1977 | Michael Jones | 16 | 2 | 0 | 98 |
| 1978 | Charlie Murray | 9 | 0 | 0 | 54 |
| 1979 | Malcolm Jones | 7 | 2 | 0 | 44 |
| 1980 | Whit Smith | 0 | 24 | 14 | 66 |
| 1981 | Lonnie Green | 0 | 9 | 6 | 27 |
| 1982 | Marvin Walker | 11 | 2 | 0 | 68 |
| 1983 | Tom Bresnahan | 0 | 26 | 8 | 50 |
| 1984 | Todd Smith | 0 | 5 | 7 | 26 |
| 1985 | Todd Smith | 0 | 10 | 8 | 34 |
| 1986 | Todd Smith | 0 | 27 | 7 | 48 |
| 1987 | Keith Chapman | 0 | 25 | 14 | 67 |
| 1988 | Keith Chapman | 0 | 37 | 19 | 94 |
| 1989 | Keith Chapman | 0 | 23 | 12 | 59 |
| 1990 | Scott Davis | 11 | 3# | 0 | 72 |
| 1991 | Kevin McDaniel | 0 | 5 | 9 | 32 |
| 1992 | Richard DeFelice | 0 | 24 | 13 | 63 |
| 1993 | Terrance Brown | 10 | 0 | 0 | 60 |
| 1994 | David Brown | 11 | 0 | 0 | 66 |
| 1995 | Troy Redwine | 8 | 0 | 0 | 48 |
| 1996 | Jeff Graham | 0 | 17 | 14 | 59 |
| 1997 | Garrett Courtney | 0 | 22 | 14 | 64 |
| 1998 | Garrett Courtney | 0 | 14 | 15 | 59 |
| 1999 | Jason Ball | 0 | 11 | 9 | 38 |
| 2000 | Jason Ball | 0 | 18 | 6 | 36 |
| 2001 | George Marshall | 11 | 0 | 0 | 66 |
| 2002 | Nick Bazaldua | 0 | 25 | 10 | 55 |
| 2003 | Patrick Cobbs | 21 | 0 | 0 | 126 |
| 2004 | Jamario Thomas | 17 | 0 | 0 | 102 |
| 2005 | Nick Bazaldua | 0 | 15 | 8 | 39 |
| 2006 | Denis Hopovac | 0 | 13 | 15 | 58 |
| 2007 | Casey Fitzgerald | 12 | 0 | 0 | 72 |
| 2008 | Jeremy Knott | 0 | 22 | 12 | 58 |
| 2009 | Lance Dunbar | 19 | 0 | 0 | 114 |
| 2010 | Lance Dunbar | 16 | 0 | 0 | 96 |
| 2011 | Lance Dunbar | 12 | 0 | 0 | 72 |
| 2012 | Zach Olen | 0 | 28 | 33 | 61 |
| 2013 | Zach Paul | 0 | 48 | 10 | 78 |
| 2014 | Trevor Moore | 0 | 37 | 15 | 82 |
| 2015 | Trevor Moore | 0 | 21 | 9 | 48 |
| 2016 | Jeffery Wilson | 15 | 0 | 0 | 90 |
| 2017 | Trevor Moore | 0 | 55 | 20 | 115 |
| 2018 | DeAndre Torrey | 18 | 0 | 0 | 108 |
| | Cole Hedlund | 0 | 51 | 19 | 108 |
| 2019 | Ethan Mooney | 0 | 43 | 16 | 91 |
| 2020 | Jaelon Darden | 19 | 0 | 0 | 114 |
| 2021 | DeAndre Torrey | 14 | 0 | 0 | 84 |
| 2022 | Ethan Mooney | 0 | 54 | 18 | 108 |

SCORING

POINTS

CAREER LEADERS

| PLAYER | SEASONS | TD | FG | PAT | PTS |
|----------------------|---------|----|----|-----|-----|
| 1. Ethan Mooney (PK) | 2018-22 | 0 | 52 | 175 | 331 |
| 2. Trevor Moore (PK) | 2014-17 | | 53 | 154 | 313 |
| 3. Lance Dunbar | 2008-11 | 49 | | | 294 |
| 4. DeAndre Torrey | 2018-21 | 40 | | | 240 |
| 5. Jaelon Darden | 2017-20 | 39 | | *1 | 236 |
| Keith Chapman (PK) | 1985-89 | | 49 | 89 | 236 |
| Nick Bazaldua (PK) | 2002-05 | | 40 | 116 | 236 |
| 8. Patrick Cobbs | 2001-05 | 38 | | | 228 |
| 9. Jeffery Wilson | 2014-17 | 32 | | *3 | 204 |
| 10. Ron Shanklin | 1967-69 | 31 | | | 186 |

* — Two-point conversions

SEASON LEADERS

| PLAYER | SEASON | TD | FG | PAT | PTS |
|----------------------|--------|----|----|-----|-----|
| 1. Patrick Cobbs | 2003 | 21 | | | 126 |
| 2. Trevor Moore (PK) | 2017 | | 20 | 55 | 115 |
| 3. Jaelon Darden | 2020 | 19 | | | 114 |
| Lance Dunbar | 2009 | 19 | | | 114 |
| 5. DeAndre Torrey | 2018 | 18 | | | 108 |
| Cole Hedlund | 2018 | 18 | | | 108 |
| Ethan Mooney | 2022 | 0 | 18 | 54 | 108 |
| 8. Jamario Thomas | 2004 | 17 | | | 102 |
| 9. Michael Jones | 2004 | 16 | | *1 | 98 |
| 10. Lance Dunbar | 2010 | 16 | | | 96 |
| Jeffery Wilson | 2017 | 16 | | | 96 |

YEARLY LEADERS

| YEAR | PLAYER | TD | PAT | FG | PTS |
|------|-----------------|-----|-----|----|-----|
| 1950 | Ken Bahnsen | 7 | 0 | 0 | 42 |
| 1951 | Ray Renfro | 15 | 0 | 0 | 90 |
| 1952 | Tommy Gray | 10 | 0 | 0 | 60 |
| 1953 | Dean Renfro | 7 | 0 | 0 | 42 |
| 1954 | Charles McGinty | 5 | 0 | 0 | 30 |
| 1955 | Tommy Runnels | 7 | 1 | 0 | 43 |
| 1956 | Ray Toole | 6 | 0 | 0 | 36 |
| 1957 | David Lott | 7 | 0 | 0 | 42 |
| 1958 | Abner Haynes | 7 | 2 | 0 | 44 |
| 1959 | Abner Haynes | 14 | 6 | 0 | 90 |
| 1960 | Arthur Perkins | 3 | 4 | 0 | 22 |
| 1961 | Bobby Smith | 7 | 0 | 0 | 42 |
| 1962 | Dwain Bean | 8 | 1 | 0 | 49 |
| 1963 | Dwain Bean | 4 | 10 | 0 | 34 |
| 1964 | Mike Bailey | 3 | 0 | 0 | 18 |
| 1965 | John Love | 8 | 18 | 1 | 69 |
| 1966 | John Love | 10 | 28 | 0 | 88 |
| 1967 | Ron Shanklin | 13* | 0 | 0 | 78 |
| 1968 | Leo Taylor | 14 | 0 | 0 | 84 |
| 1969 | Ron Shanklin | 10 | 0 | 0 | 60 |
| 1970 | Mike Briscoe | 0 | 17 | 8 | 41 |
| 1971 | David Yaege | 4 | 2 | 0 | 26 |
| 1972 | Charles Johnson | 6 | 4 | 0 | 40 |
| 1973 | David Kervin | 7 | 2 | 0 | 44 |
| 1974 | John Brown | 4 | 0 | 0 | 24 |
| | Lee Harrington | 0 | 12 | 4 | 24 |
| 1975 | Sears Woods | 8 | 2 | 0 | 50 |
| 1976 | Iseed Khoury | 0 | 15 | 8 | 39 |



INDIVIDUAL LEADERS

POINTS, KICKING

CAREER LEADERS

| PLAYER | SEASONS | FG | PAT | PTS |
|------------------|---------|----|-----|-----|
| 1. Ethan Mooney | 2018-21 | 52 | 175 | 331 |
| 2. Trevor Moore | 2014-17 | 53 | 154 | 313 |
| 3. Keith Chapman | 1985-89 | 49 | 89 | 236 |
| 4. Nick Bazaldua | 2002-05 | 40 | 116 | 236 |
| 5. Zach Olen | 2010-13 | 32 | 83 | 179 |

SEASON LEADERS

| PLAYER | SEASON | FG | PAT | PTS |
|------------------|--------|----|-----|-----|
| 1. Trevor Moore | 2017 | 20 | 55 | 115 |
| 2. Cole Hedlund | 2018 | 19 | 51 | 108 |
| Ethan Mooney | 2022 | 18 | 54 | 108 |
| 4. Keith Chapman | 1988 | 19 | 37 | 94 |
| 5. Ethan Mooney | 2019 | 16 | 43 | 91 |

FIELD GOALS MADE

CAREER LEADERS

| PLAYER | SEASONS | PCT | FGA | FGM |
|---------------------|---------|------|-----|-----|
| 1. Trevor Moore | 2014-17 | .803 | 66 | 53 |
| 2. Ethan Mooney | 2018-22 | .765 | 68 | 52 |
| 3. Keith Chapman | 1985-89 | .690 | 71 | 49 |
| 4. Nick Bazaldua | 2002-05 | .645 | 62 | 40 |
| 5. Zach Olen | 2010-13 | .666 | 48 | 32 |
| 6. Garrett Courtney | 1987-88 | .743 | 39 | 29 |
| 7. Todd Smith | 1983-86 | .529 | 51 | 27 |
| 8. Iseed Khoury | 1975-77 | .448 | 58 | 26 |
| Jeff Graham | 1994-96 | .742 | 35 | 26 |
| 10. Jason Ball | 1999-01 | .666 | 36 | 24 |

SEASON LEADERS

| PLAYER | SEASON | PCT | FGA | FGM |
|------------------|--------|------|-----|-----|
| 1. Trevor Moore | 2017 | .909 | 22 | 20 |
| 2. Cole Hedlund | 2018 | .863 | 22 | 19 |
| Keith Chapman | 1989 | .703 | 27 | 19 |
| 4. Ethan Mooney | 2022 | .857 | 18 | 21 |
| 5. Ethan Mooney | 2019 | .800 | 20 | 16 |
| 7. Trevor Moore | 2014 | .882 | 17 | 15 |
| Denis Hopovac | 2006 | .714 | 21 | 15 |
| 8. Nick Bazaldua | 2004 | .777 | 18 | 14 |
| Garrett Courtney | 1997 | .875 | 16 | 14 |
| Jeff Graham | 1996 | .700 | 20 | 14 |
| Keith Chapman | 1988 | .700 | 20 | 14 |
| Keith Chapman | 1987 | .700 | 20 | 14 |
| Whit Smith | 1980 | .666 | 21 | 14 |

FIELD GOALS ATTEMPTED

CAREER LEADERS

| PLAYER | SEASONS | FGM | PCT | FGA |
|---------------------|---------|-----|------|-----|
| 1. Keith Chapman | 1985-89 | 49 | .690 | 71 |
| 2. Ethan Mooney | 2018-22 | 52 | .765 | 68 |
| 3. Trevor Moore | 2014-17 | 53 | .803 | 66 |
| 4. Nick Bazaldua | 2002-05 | 40 | .645 | 62 |
| 5. Iseed Khoury | 1975-77 | 26 | .448 | 58 |
| 6. Todd Smith | 1983-86 | 27 | .529 | 51 |
| 7. Zach Olen | 2010-13 | 32 | .666 | 48 |
| 8. Garrett Courtney | 1987-88 | 29 | .743 | 39 |
| 9. Jason Ball | 1999-01 | 24 | .666 | 36 |
| 10. Jeff Graham | 1994-96 | 26 | .742 | 35 |

SEASON LEADERS

| PLAYER | SEASON | FGM | PCT | FGA |
|---------------------|--------|-----|------|-----|
| 1. Keith Chapman | 1989 | 19 | .703 | 27 |
| 2. Iseed Khoury | 1977 | 11 | .440 | 25 |
| 3. Garrett Courtney | 1998 | 15 | .652 | 23 |
| 4. Trevor Moore | 2017 | 20 | .909 | 22 |
| Cole Hedlund | 2018 | 19 | .863 | 22 |
| 6. Denis Hopovac | 2006 | 15 | .714 | 21 |
| Whit Smith | 1980 | 14 | .666 | 21 |
| Ethan Mooney | 2022 | 18 | .857 | 21 |
| 8. Ethan Mooney | 2019 | 16 | .800 | 20 |
| Jeff Graham | 1996 | 14 | .700 | 20 |
| Keith Chapman | 1988 | 14 | .700 | 20 |
| Keith Chapman | 1987 | 14 | .700 | 20 |

FIELD GOAL PERCENTAGE

CAREER LEADERS MINIMUM 25 ATTEMPTED

| PLAYER | SEASONS | FGM | FGA | PCT |
|---------------------|---------|-----|-----|------|
| 1. Trevor Moore | 2014-17 | 53 | 66 | .803 |
| 2. Ethan Mooney | 2018-22 | 52 | 68 | .765 |
| 2. Garrett Courtney | 1997-98 | 29 | 39 | .743 |
| 3. Jeff Graham | 1994-96 | 26 | 35 | .742 |
| 5. Richard Defelice | 1992-93 | 18 | 25 | .720 |
| 6. Keith Chapman | 1985-89 | 49 | 71 | .690 |
| 7. Jeremy Knott | 2008-09 | 22 | 32 | .687 |
| 8. Jason Ball | 1999-01 | 24 | 36 | .666 |
| Zach Olen | 2010-13 | 32 | 48 | .666 |
| 10. Nick Bazaldua | 2002-05 | 40 | 62 | .645 |

SEASON LEADERS MINIMUM 10 ATTEMPTS

| PLAYER | SEASON | FGM | FGA | PCT |
|---------------------|--------|-----|-----|------|
| 1. Trevor Moore | 2017 | 20 | 22 | .909 |
| 2. Trevor Moore | 2014 | 15 | 17 | .882 |
| 3. Garret Courtney | 1997 | 14 | 16 | .875 |
| 4. Zach Olen | 2010 | 13 | 15 | .867 |
| 5. Cole Hedlund | 2018 | 19 | 22 | .864 |
| 6. Ethan Mooney | 2022 | 18 | 21 | .857 |
| 7. Ethan Mooney | 2021 | 11 | 13 | .846 |
| 8. Jason Ball | 1999 | 9 | 11 | .818 |
| 9. Richard DeFelice | 1993 | 13 | 16 | .813 |
| 10. Ethan Mooney | 2019 | 16 | 20 | .800 |

PAT KICKS MADE

CAREER LEADERS

| PLAYER | SEASONS | XPA | XPM |
|------------------|---------|-----|-----|
| 1. Ethan Mooney | 2018-22 | 177 | 175 |
| 2. Trevor Moore | 2014-17 | 154 | 154 |
| Nick Bazaldua | 2002-05 | 126 | 116 |
| 4. Keith Chapman | 1986-89 | 91 | 89 |
| 5. Zach Olen | 2010-13 | 89 | 83 |
| 6. Iseed Khoury | 1975-77 | 70 | 69 |
| 7. Jason Ball | 1999-01 | | 59 |
| 8. Jeremy Knott | 2008-09 | | 57 |
| 9. Cole Hedlund | 2018 | | 51 |
| 10. Zach Paul | 2012-14 | 49 | 48 |

SEASON LEADERS

| PLAYER | SEASON | XPA | XPM |
|-------------------|--------|-----|-----|
| 1. Trevor Moore | 2017 | 55 | 55 |
| 2. Ethan Mooney | 2022 | 55 | 54 |
| 2. Cole Hedlund | 2018 | 54 | 51 |
| 3. Zach Paul | 2013 | 49 | 48 |
| 4. Nick Bazaldua | 2003 | 45 | 44 |
| 5. Ethan Mooney | 2019 | 44 | 43 |
| 6. Trevor Moore | 2016 | 41 | 41 |
| 7. Ethan Mooney | 2021 | 40 | 40 |
| 8. Ethan Mooney | 2020 | 38 | 38 |
| 9. Nick Balzaldia | 2004 | | 37 |
| Iseed Khoury | 1977 | 37 | 37 |
| Keith Chapman | 1988 | 37 | 37 |
| Trevor Moore | 2014 | 37 | 37 |



INDIVIDUAL LEADERS

PAT KICKS ATTEMPTED

CAREER LEADERS

| PLAYER | SEASONS | XPM | PCT | XPA |
|------------------|---------|-----|-------|-----|
| 1. Ethan Mooney | 2018-22 | 175 | .989 | 177 |
| 2. Trevor Moore | 2014-17 | 154 | 1.000 | 154 |
| 3. Nick Bazaldua | 2002-05 | 116 | .920 | 126 |
| 4. Keith Chapman | 1986-89 | 89 | .978 | 91 |
| 5. Zach Olen | 2010-13 | 83 | .932 | 89 |

SEASON LEADERS

| PLAYER | SEASON | XPM | PCT | XPA |
|------------------|--------|-----|-------|-----|
| 1. Trevor Moore | 2017 | 55 | 1.000 | 55 |
| Ethan Mooney | 2022 | 54 | .981 | 55 |
| 3. Cole Hedlund | 2018 | 51 | .944 | 54 |
| 4. Zach Paul | 2013 | 48 | .979 | 49 |
| 5. Nick Bazaldua | 2003 | 44 | .977 | 45 |

PAT KICK PERCENTAGE

CAREER LEADERS MINIMUM 45 MADE

| PLAYER | SEASONS | XPM | PCT | XPA |
|------------------|---------|-----|-------|-----|
| 1. Trevor Moore | 2014-17 | 154 | 1.000 | 154 |
| 2. Ethan Mooney | 2018-22 | 175 | .989 | 177 |
| 3. Iseed Khoury | 1975-77 | 69 | .985 | 70 |
| 4. Zach Paul | 2012-14 | 48 | .979 | 49 |
| 5. Keith Chapman | 1986-89 | 89 | .978 | 91 |

SEASON LEADERS MINIMUM 20 MADE

| PLAYER | SEASON | XPM | XPA | PCT |
|------------------|--------|-----|-----|-------|
| 1. Ethan Mooney | 2021 | 40 | 40 | 1.000 |
| Ethan Mooney | 2020 | 38 | 38 | 1.000 |
| Trevor Moore | 2017 | 55 | 55 | 1.000 |
| Trevor Moore | 2016 | 41 | 41 | 1.000 |
| Trevor Moore | 2014 | 37 | 37 | 1.000 |
| Keith Chapman | 1988 | 37 | 37 | 1.000 |
| Iseed Khoury | 1977 | 37 | 37 | 1.000 |
| Keith Chapman | 1989 | 22 | 22 | 1.000 |
| Trevor Moore | 2015 | 21 | 21 | 1.000 |
| 10. Ethan Mooney | 2022 | 54 | 55 | .989 |

PUNTING

PUNTS

CAREER LEADERS (SINCE 1997)

| PLAYER | SEASONS | YDS | AVG | P |
|-----------------------|---------|--------|-------|-----|
| 1. Truman Spencer | 2005-08 | 10,702 | 40.53 | 264 |
| 2. Will Atterberry | 2009-12 | 10,048 | 41.52 | 242 |
| 3. Brad Kadlubar | 2001-04 | 9,489 | 41.07 | 231 |
| 4. John Baker | 1997-99 | 9,243 | 44.01 | 210 |
| 5. Eric Keena | 2013-16 | 7,729 | 44.16 | 175 |
| 6. Bernardo Rodriguez | 2019-22 | 4,280 | 43.67 | 151 |
| 7. Jason Ball | 1999-01 | 5,418 | 38.42 | 141 |
| 8. Alvin Kenworthy | 2017-19 | 5,212 | 42.03 | 124 |
| 9. Blake Macek | 2012-15 | 4,444 | 40.40 | 110 |
| 10. Blake Patterson | 2016-17 | 1,398 | 41.11 | 34 |

SEASON LEADERS (SINCE 1997)

| PLAYER | SEASON | YDS | AVG | P |
|--------------------|--------|-------|-------|----|
| 1. Brad Kadlubar | 2002 | 3,619 | 42.57 | 85 |
| 2. John Baker | 1999 | 3,535 | 43.10 | 82 |
| 3. Truman Spencer | 2005 | 2,859 | 37.61 | 76 |
| 4. Jason Ball | 2000 | 2,865 | 38.20 | 75 |
| 5. Will Atterberry | 2011 | 3,218 | 43.48 | 74 |
| 6. Brad Kadlubar | 2003 | 2,951 | 40.42 | 73 |
| Brad Kadlubar | 2004 | 2,919 | 39.98 | 73 |
| 8. Eric Keena | 2016 | 3,148 | 43.72 | 72 |
| 9. Will Atterberry | 2012 | 2,888 | 41.25 | 70 |
| 10. Truman Spencer | 2008 | 2,925 | 42.39 | 69 |

YARDS

CAREER LEADERS (SINCE 1997)

| PLAYER | SEASONS | YDS | AVG | P |
|-----------------------|---------|--------|-------|-----|
| 1. Truman Spencer | 2005-08 | 10,702 | 40.53 | 264 |
| 2. Will Atterberry | 2009-12 | 10,048 | 41.52 | 242 |
| 3. Brad Kadlubar | 2001-04 | 9,489 | 41.07 | 231 |
| 4. John Baker | 1997-99 | 9,243 | 44.01 | 210 |
| 5. Eric Keena | 2013-16 | 7,729 | 44.16 | 175 |
| 6. Bernardo Rodriguez | 2019-22 | 6,427 | 42.56 | 151 |
| 7. Jason Ball | 1999-01 | 5,418 | 38.42 | 141 |
| 8. Alvin Kenworthy | 2017-19 | 5,212 | 42.03 | 124 |
| 9. Blake Macek | 2012-15 | 4,444 | 40.40 | 110 |
| 10. Blake Patterson | 2016-17 | 1,398 | 41.11 | 34 |

SEASON LEADERS (SINCE 1997)

| PLAYER | SEASON | YDS | AVG | P |
|--------------------|--------|-------|-------|----|
| 1. Brad Kadlubar | 2002 | 3,619 | 42.57 | 85 |
| 2. John Baker | 1999 | 3,535 | 43.10 | 82 |
| 3. Will Atterberry | 2011 | 3,218 | 43.48 | 74 |
| 4. Eric Keena | 2016 | 3,148 | 43.72 | 72 |
| 5. Brad Kadlubar | 2003 | 2,951 | 40.42 | 73 |
| 6. Truman Spencer | 2008 | 2,925 | 42.39 | 69 |
| 7. Brad Kadlubar | 2004 | 2,919 | 39.98 | 73 |
| 8. Will Atterberry | 2012 | 2,888 | 41.25 | 70 |
| 9. Jason Ball | 2000 | 2,865 | 38.20 | 75 |
| 10. Truman Spencer | 2005 | 2,859 | 37.61 | 76 |



INDIVIDUAL LEADERS

YARDS PER PUNT

CAREER LEADERS MINIMUM 30 PUNTS (SINCE 1997)

| PLAYER | SEASONS | YDS | AVG | P |
|-----------------------|---------|--------|-------|-----|
| 1. Eric Keena | 2013-16 | 7,729 | 44.16 | 175 |
| 2. John Baker | 1997-99 | 9,243 | 44.01 | 210 |
| 3. Bernardo Rodriguez | 2019-22 | 4,280 | 42.56 | 151 |
| 4. Alvin Kenworthy | 2017-19 | 5,212 | 42.03 | 124 |
| 5. Will Atterberry | 2009-12 | 10,048 | 41.52 | 242 |
| 6. Blake Patterson | 2016-17 | 1,398 | 41.11 | 34 |
| 7. Brad Kadlubar | 2001-04 | 9,489 | 41.07 | 231 |
| 8. John Baker | 1997-99 | 9,243 | 44.01 | 210 |
| 9. Truman Spencer | 2005-08 | 10,702 | 40.53 | 264 |
| 10. Blake Macek | 2012-15 | 4,444 | 40.40 | 110 |

SEASON LEADERS MINIMUM 40 PUNTS (SINCE 1997)

| PLAYER | SEASON | YDS | AVG | P |
|-----------------------|--------|-------|-------|----|
| 1. Eric Keena | 2014 | 1,927 | 44.81 | 43 |
| 2. Eric Keena | 2015 | 2,654 | 44.23 | 60 |
| 3. Bernardo Rodriguez | 2021 | 2,675 | 43.85 | 61 |
| 4. Eric Keena | 2016 | 3,148 | 43.72 | 72 |
| 5. Alvin Kenworthy | 2019 | 2,183 | 43.66 | 50 |
| 6. Will Atterberry | 2011 | 3,218 | 43.48 | 74 |
| 7. John Baker | 1999 | 3,535 | 43.10 | 82 |
| 8. Brad Kadlubar | 2002 | 3,619 | 42.57 | 85 |
| 9. Truman Spencer | 2008 | 2,925 | 42.39 | 69 |
| 10. Alvin Kenworthy | 2018 | 2,366 | 42.25 | 56 |

YEARLY LEADERS

| YEAR | PLAYER | P | YDS | AVG |
|------|----------------|----|-------|------|
| 1951 | Bill Brashier | 49 | 1,825 | 37.2 |
| 1952 | Don Baker | 46 | 1,698 | 37.8 |
| 1953 | Don Baker | 10 | 386 | 38.6 |
| 1954 | Don Baker | 38 | 1,398 | 36.8 |
| 1955 | Don Baker | 30 | 1,349 | 45.0 |
| 1957 | David Lott | 22 | 787 | 35.8 |
| 1958 | Charlie Cole | 15 | 522 | 34.8 |
| 1959 | Jerry Pair | 12 | 489 | 40.8 |
| 1960 | Dan Starnes | 14 | 424 | 30.3 |
| 1961 | Butch Wright | 45 | 1,501 | 33.4 |
| 1962 | Butch Wright | 47 | 1,619 | 34.4 |
| 1963 | Carl Lockhart | 40 | 1,578 | 39.5 |
| 1964 | Carl Lockhart | 54 | 2,141 | 39.6 |
| 1965 | David Neale | 66 | 2,591 | 39.3 |
| 1966 | James Russell | 71 | 2,579 | 36.3 |
| 1967 | James Russell | 26 | 1,062 | 40.8 |
| 1968 | Billy Anderson | 60 | 2,062 | 34.4 |
| 1969 | Steve Ramsey | 56 | 2,150 | 38.4 |
| 1970 | Danny Collins | 47 | 1,706 | 36.3 |
| 1971 | David Yaege | 84 | 3,463 | 41.2 |
| 1972 | David Yaege | 74 | 2,787 | 37.7 |
| 1973 | Paul Schroeder | 47 | 1,582 | 33.7 |
| 1974 | Don Fechtman | 59 | 2,314 | 39.2 |
| 1975 | Don Fechtman | 66 | 2,826 | 42.8 |
| 1976 | Don Fechtman | 54 | 2,383 | 44.1 |
| 1977 | Don Fechtman | 56 | 2,261 | 40.4 |
| 1978 | Hugh Hamm | 61 | 2,107 | 34.5 |
| 1979 | Billy Ortiz | 32 | 1,164 | 36.4 |
| 1980 | Whit Smith | 55 | 2,159 | 39.3 |
| 1981 | John Starnes | 67 | 2,491 | 37.2 |
| 1982 | John Starnes | 72 | 2,739 | 38.0 |
| 1983 | John Starnes | 71 | 2,914 | 41.0 |
| 1984 | John Starnes | 76 | 3,201 | 42.1 |
| 1985 | Bron Beal | 79 | 2,860 | 36.2 |
| 1986 | Bron Beal | 54 | 2,227 | 41.2 |
| 1987 | Bron Beal | 66 | 2,696 | 40.8 |
| 1988 | Bron Beal | 42 | 1,582 | 37.7 |
| 1989 | Bart Helsley | 52 | 1,903 | 36.5 |
| 1990 | Bart Helsley | 62 | 2,353 | 37.9 |
| 1992 | Erik Forrest | 41 | 1,416 | 34.5 |
| 1993 | Toby Gowin | 32 | 1,162 | 36.3 |
| 1994 | Toby Gowin | 49 | 1,767 | 36.1 |
| 1995 | Toby Gowin | 78 | 3,280 | 42.1 |

| YEAR | PLAYER | P | YDS | AVG |
|------|--------------------|----|-------|------|
| 1996 | Toby Gowin | 89 | 3,946 | 44.3 |
| 1997 | John Baker | 62 | 2,925 | 47.2 |
| 1998 | John Baker | 66 | 2,783 | 42.2 |
| 1999 | John Baker | 82 | 3,535 | 43.1 |
| 2000 | Jason Ball | 75 | 2,865 | 38.2 |
| 2001 | Jason Ball | 66 | 2,553 | 38.7 |
| 2002 | Brad Kadlubar | 85 | 3,619 | 42.6 |
| 2003 | Brad Kadlubar | 73 | 2,951 | 40.4 |
| 2004 | Brad Kadlubar | 73 | 2,919 | 40.0 |
| 2005 | Truman Spencer | 75 | 2,829 | 37.7 |
| 2006 | Truman Spencer | 55 | 2,245 | 40.8 |
| 2007 | Truman Spencer | 65 | 2,703 | 41.6 |
| 2008 | Truman Spencer | 69 | 2,925 | 42.4 |
| 2009 | Will Atterberry | 55 | 2,143 | 39.0 |
| 2010 | Will Atterberry | 43 | 1,799 | 41.8 |
| 2011 | Will Atterberry | 74 | 3,218 | 43.5 |
| 2012 | Will Atterberry | 70 | 2,888 | 41.3 |
| 2013 | Blake Macek | 66 | 2,713 | 41.1 |
| 2014 | Eric Keena | 43 | 1,927 | 44.8 |
| 2015 | Eric Keena | 60 | 2,654 | 44.2 |
| 2016 | Eric Keena | 72 | 3,148 | 43.7 |
| 2017 | Blake Patterson | 34 | 1,398 | 41.1 |
| 2018 | Alvin Kenworthy | 50 | 2,118 | 42.4 |
| 2019 | Alvin Kenworthy | 50 | 2,183 | 43.7 |
| 2020 | Bernardo Rodriguez | 37 | 1,605 | 43.4 |
| 2021 | Bernardo Rodriguez | 61 | 2,675 | 44.2 |
| 2022 | Bernardo Rodriguez | 53 | 2,147 | 40.5 |

TOP-10 LONGEST PUNTS

| PLAYER | OPP | YEAR | YDS | |
|--------------------|----------------|--------------|------|----|
| 1. Toby Gowin | Vanderbilt | 1996 | 92 | |
| 2. Don Baker | Chattanooga | 1955 | 91 | |
| | Bart Helsley | ULM | 1990 | 91 |
| 4. John Starnes | UT-Arlington | 1983 | 87 | |
| 5. Jason Ball | Middle Tenn. | 2001 | 79 | |
| 6. Bron Beal | Arkansas State | 1987 | 77 | |
| | John Starnes | ULM | 1984 | 77 |
| 8. Alvin Kenworthy | SMU | 2019 | 73 | |
| | Truman Spencer | SMU | 2007 | 73 |
| | Truman Spencer | Middle Tenn. | 2007 | 73 |

YARDS PER PUNT

SEASON LEADERS (SINCE 2000)

Freshman: 41.11 – Blake Patterson, 2017
Sophomore: 44.81 – Eric Keena, 2014
Junior: 44.23 – Eric Keena, 2015
Senior: 43.72 – Eric Keena, 2016

RECORDS



INDIVIDUAL LEADERS

DEFENSE

TOTAL TACKLES

CAREER LEADERS (SINCE 1977)

| PLAYER | SEASONS | SOLO | ASST | TT |
|---------------------|---------|------|------|-----|
| 1. KD Davis | 2018-22 | 200 | 228 | 428 |
| 2. Byron Gross | 1987-90 | | | 418 |
| 3. Craig Robertson | 2006-10 | 194 | 187 | 381 |
| 4. Zach Orr | 2010-13 | 181 | 184 | 365 |
| Brad Kassell | 1998-01 | | | 365 |
| 6. Lester Harper | 1980-83 | | | 362 |
| 7. Burks Washington | 1975-78 | | | 351 |
| 8. Kishawn McClain | 2014-17 | 234 | 104 | 336 |
| 9. Lance White | 1983-86 | | | 325 |
| 10. Craig Jones | 2003-06 | 197 | 127 | 324 |

SEASON LEADERS (SINCE 1977)

| PLAYER | YEAR | SOLO | ASST | TT |
|---------------------|------|------|------|-----|
| 1. Trent Touchstone | 1989 | 88 | 55 | 143 |
| 2. KD Davis | 2022 | 72 | 67 | 139 |
| 3. Craig Robertson | 2010 | 66 | 67 | 133 |
| 4. Byron Gross | 1989 | 62 | 70 | 132 |
| 5. Brent Koch | 1991 | 70 | 56 | 126 |
| Lance White | 1984 | 57 | 69 | 126 |
| 7. Zach Orr | 2013 | 57 | 66 | 123 |
| 8. Byron Gross | 1990 | 51 | 71 | 122 |
| 9. E.J. Ejiya | 2018 | 60 | 61 | 121 |
| Cody Spencer | 2003 | 53 | 68 | 121 |
| KD Davis | 2021 | 51 | 70 | 121 |

YEARLY LEADERS

| YEAR | PLAYER | SOLO | ASST | TT |
|------|--------------------|------|------|-----|
| 1977 | Burks Washington | 70 | 40 | 110 |
| 1979 | Louis Haynes | 62 | 37 | 99 |
| 1980 | Louis Haynes | 75 | 33 | 108 |
| 1981 | Zac Cypert | 48 | 62 | 110 |
| 1982 | Lester Harper | 53 | 70 | 123 |
| 1983 | Lester Harper | 57 | 39 | 96 |
| 1984 | Lance White | 57 | 69 | 126 |
| 1985 | Lance White | 52 | 48 | 100 |
| 1986 | Ed Fleming | 52 | 53 | 105 |
| 1987 | Byron Gross | 44 | 40 | 84 |
| 1988 | Byron Gross | 43 | 37 | 80 |
| 1989 | Trent Touchstone | 88 | 55 | 143 |
| 1990 | Byron Gross | 51 | 71 | 122 |
| 1991 | Brad Koch | 70 | 56 | 126 |
| 1992 | Shawn Hicks | 46 | 51 | 97 |
| 1993 | Sean Mayes | 47 | 46 | 93 |
| 1994 | Willis Hudson | 48 | 33 | 81 |
| 1995 | Brett Renfro | 50 | 36 | 86 |
| 1996 | Brett Renfro | 71 | 27 | 98 |
| 1997 | Ron Boston | 79 | 32 | 111 |
| 1998 | Phillip Littlejohn | 75 | 35 | 100 |
| 1999 | Brad Kassell | 78 | 34 | 112 |
| 2000 | Brad Kassell | 72 | 43 | 115 |
| 2001 | Cody Spencer | 56 | 49 | 105 |
| 2002 | Taylor Casey | 61 | 56 | 117 |
| 2003 | Cody Spencer | 53 | 68 | 121 |
| 2004 | Markeith Knowlton | 65 | 23 | 88 |
| 2005 | Aaron Weathers | 62 | 51 | 113 |
| 2006 | Aaron Weathers | 45 | 33 | 78 |
| 2007 | Jeremiah Chapman | 47 | 31 | 78 |
| 2008 | Tobe Nwigwe | 51 | 60 | 111 |
| 2009 | Craig Robertson | 67 | 40 | 107 |
| 2010 | Craig Robertson | 66 | 67 | 133 |
| 2011 | Zach Orr | 39 | 35 | 74 |
| 2012 | Zach Orr | 57 | 51 | 108 |
| 2013 | Zach Orr | 57 | 66 | 123 |
| 2014 | Derek Akunne | 65 | 43 | 108 |
| 2015 | Kishawn McClain | 77 | 33 | 110 |
| 2016 | Kishawn McClain | 67 | 24 | 91 |
| 2017 | E.J. Ejiya | 51 | 58 | 109 |
| 2018 | E.J. Ejiya | 60 | 61 | 121 |
| 2019 | KD Davis | 37 | 51 | 88 |
| 2020 | KD Davis | 37 | 38 | 75 |
| 2021 | KD Davis | 51 | 70 | 121 |

| YEAR | PLAYER | SOLO | ASST | TT |
|------|----------|------|------|-----|
| 2022 | KD Davis | 72 | 67 | 139 |

SOLO TACKLES

CAREER LEADERS (SINCE 2000)

| PLAYER | SEASONS | TT | ASST | SOLO |
|--------------------|---------|-----|------|------|
| 1. Kishawn McClain | 2014-17 | 336 | 104 | 234 |
| 2. KD Davis | 2018-22 | 428 | 228 | 200 |
| 3. Craig Jones | 2000-03 | 324 | 127 | 197 |
| 4. Craig Robertson | 2006-10 | 381 | 127 | 194 |
| 5. Zach Orr | 2010-13 | 365 | 184 | 181 |
| 6. Taylor Casey | 2000-03 | 312 | 148 | 172 |
| 7. Derek Akunne | 2011-14 | 308 | 137 | 171 |
| 8. Tyreke Davis | 2017-21 | 250 | 99 | 151 |
| 9. Aaron Weathers | 2005-07 | 255 | 106 | 149 |
| 10. E.J. Ejiya | 2016-18 | 272 | 134 | 138 |

SEASON LEADERS (SINCE 1977)

| PLAYER | SEASON | TT | ASST | SOLO |
|----------------------|--------|-----|------|------|
| 1. Trent Touchstone | 1989 | 143 | 55 | 88 |
| 2. Ron Boston | 1997 | 111 | 32 | 79 |
| 3. Brad Kassell | 1999 | 112 | 34 | 78 |
| 4. Kishawn McClain | 2015 | 110 | 33 | 77 |
| 5. Louis Haynes | 1980 | 108 | 33 | 75 |
| Phillip Littlejohn | 1998 | 100 | 35 | 75 |
| 7. Brad Kassell | 2000 | 115 | 43 | 72 |
| KD Davis | 2022 | 139 | 67 | 72 |
| 9. Brett Renfro | 1996 | 98 | 27 | 71 |
| 10. Burks Washington | 1977 | 110 | 40 | 70 |
| Brad Koch | 1991 | 126 | 56 | 70 |

ASSISTED TACKLES

CAREER LEADERS (SINCE 2000)

| PLAYER | SEASONS | TT | SOLO | ASST |
|--------------------|---------|-----|------|------|
| 1. KD Davis | 2018-22 | 428 | 200 | 228 |
| 2. Craig Robertson | 2006-10 | 381 | 194 | 187 |
| 3. Zach Orr | 2011-13 | 365 | 181 | 184 |
| 4. Cody Spencer | 2001-03 | 298 | 149 | 149 |
| 5. Taylor Casey | 2000-03 | 312 | 172 | 148 |
| 6. Derek Akunne | 2011-14 | 308 | 171 | 137 |
| 7. E.J. Ejiya | 2016-18 | 273 | 137 | 136 |
| 8. Craig Jones | 2000-03 | 324 | 197 | 127 |
| 9. Maurice Holman | 2003-07 | 253 | 128 | 125 |
| 10. Aaron Weathers | 2005-07 | 255 | 146 | 109 |

SEASON LEADERS (SINCE 1977)

| PLAYER | SEASON | TT | SOLO | ASST |
|--------------------|--------|-----|------|------|
| 1. Byron Gross | 1990 | 122 | 51 | 71 |
| 2. KD Davis | 2021 | 121 | 51 | 70 |
| Lester Harper | 1982 | 123 | 53 | 70 |
| Byron Gross | 1989 | 132 | 62 | 70 |
| 5. Lance White | 1984 | 126 | 57 | 69 |
| 6. Cody Spencer | 2003 | 121 | 53 | 68 |
| 7. Craig Robertson | 2010 | 133 | 66 | 67 |
| KD Davis | 2022 | 139 | 72 | 67 |
| 9. Zach Orr | 2013 | 123 | 57 | 66 |
| 10. Tobe Nwigwe | 2008 | 111 | 47 | 64 |

TACKLES FOR LOSS

CAREER LEADERS (SINCE 1996)

| PLAYER | SEASONS | TFL |
|-----------------------|---------|------|
| 1. Brandon Kennedy | 2000-03 | 61.0 |
| 2. E.J. Ejiya | 2016-18 | 40.5 |
| 3. Brad Kassell | 1998-01 | 39.0 |
| 4. Brandon Garner | 2016-19 | 34.5 |
| 5. Adrian Awasom | 2001-04 | 32.0 |
| KD Davis | 2018-22 | 32.0 |
| 7. LaDarius Hamilton | 2016-19 | 28.5 |
| 8. Dion Novil | 2017-21 | 28.0 |
| 9. Brandon Akpunku | 2008-11 | 27.0 |
| 10. Corbin Montgomery | 1996-99 | 26.0 |



INDIVIDUAL LEADERS

SEASON LEADERS (SINCE 2001)

| PLAYER | SEASON | TFL |
|---------------------|--------|------|
| 1. EJ Ejiya | 2018 | 25.0 |
| 2. Brandon Kennedy | 2002 | 24.0 |
| 3. Brandon Garner | 2018 | 18.0 |
| 4. Jeremiah Chapman | 2007 | 17.0 |
| Brad Kassell | 1999 | 17.0 |
| Brandon Kennedy | 2003 | 17.0 |
| 7. Tyreke Davis | 2019 | 14.0 |
| Adrian Awasom | 2004 | 14.0 |
| 9. Zach Orr | 2013 | 13.5 |
| 10. Dion Novil | 2019 | 13.0 |

YEARLY LEADERS

| YEAR | PLAYER | YDS | TFL |
|-----------|-------------------|-----|------|
| 1996 | Brett Renfro | 23 | 10.0 |
| 1997 | Scott Blank | 54 | 11.0 |
| 1998 | Corbin Montgomery | 15 | 6.0 |
| 1999 | Brad Kassell | 27 | 17.0 |
| 2000 | Brandon Kennedy | 24 | 10.0 |
| 2001 | Brad Kassell | 29 | 12.0 |
| 2002 | Brandon Kennedy | 102 | 24.0 |
| 2003 | Brandon Kennedy | 60 | 17.0 |
| 2004 | Adrian Awasom | 47 | 14.0 |
| 2005 | Jeremiah Chapman | 39 | 9.0 |
| 2006 | Jeremiah Chapman | 41 | 9.0 |
| 2007 | Jeremiah Chapman | 72 | 17.0 |
| 2008 | Craig Robertson | 20 | 7.5 |
| 2009 | Brandon Akpunku | 54 | 11.5 |
| 2010 | Craig Robertson | 37 | 10.0 |
| 2011 | Brandon Akpunku | 47 | 10.0 |
| 2012 | KC Obi | 47 | 10.5 |
| 2013 | Zach Orr | 65 | 13.5 |
| 2014 | Derek Akunne | 31 | 8.5 |
| Chad Polk | 41 | 8.5 | |
| 2015 | Jarrian Roberts | 50 | 10.0 |
| 2016 | Joshua Wheeler | 42 | 7.5 |
| 2017 | EJ Ejiya | 50 | 12.0 |
| 2018 | EJ Ejiya | 98 | 25.0 |
| 2019 | Tyreke Davis | 43 | 14.0 |
| 2020 | Dion Novil | 26 | 8.0 |
| 2021 | KD Davis | 63 | 16.0 |
| 2022 | Mazin Richards | 68 | 12.5 |

SACKS

CAREER LEADERS (SINCE 1983)

| PLAYER | SEASONS | SACKS |
|----------------------|---------|-------|
| 1. Willis Hudson | 1991-95 | 24.0 |
| 2. Adrian Awasom | 2001-04 | 20.0 |
| Roderick Manning | 1986-89 | 20.0 |
| 4. Corbin Montgomery | 1997-99 | 19.5 |
| 5. Scott Blank | 1997-98 | 18.0 |
| 6. LaDarius Hamilton | 2016-19 | 17.0 |
| Brandon Akpunku | 2008-11 | 17.0 |
| 8. Brandon Kennedy | 2000-03 | 16.5 |
| 9. EJ Ejiya | 2016-18 | 16.0 |
| 10. Jeremiah Chapman | 2004-07 | 15.5 |

SEASON LEADERS (SINCE 1983)

| PLAYER | SEASON | SACKS |
|--------------------|--------|-------|
| 1. Willis Hudson | 1994 | 14.5 |
| 2. Scott Blank | 1997 | 13.0 |
| Roderick Manning | 1989 | 13.0 |
| 4. Ronnie Hickman | 1983 | 12.0 |
| 5. Matt Tiemann | 1985 | 11.0 |
| 6. Brandon Kennedy | 2002 | 10.0 |
| Brad Spinks | 1996 | 10.0 |
| 8. EJ Ejiya | 2018 | 9.0 |
| Rex Johnson | 1988 | 9.0 |
| Aaron Bellazin | 2013 | 9.0 |

YEARLY LEADERS

| YEAR | PLAYER | SACKS |
|---------------|-------------------|-------|
| 1983 | Ronnie Hickman | 12.0 |
| 1984 | Mike Thompson | 7.0 |
| 1985 | Matt Tiemann | 11.0 |
| 1986 | Tom Middaugh | 5.0 |
| 1987 | Tom Middaugh | 8.0 |
| 1988 | Rex Johnson | 9.0 |
| 1989 | Roderick Manning | 13.0 |
| 1990 | Shawn Walsh | 4.0 |
| Bruce Walker | 4.0 | |
| 1991 | Russell McMillan | 4.0 |
| 1992 | Russell McMillan | 7.0 |
| 1993 | Chad Rudzik | 3.0 |
| 1994 | Willis Hudson | 14.5 |
| 1995 | Willis Hudson | 8.5 |
| 1996 | Brad Spinks | 10.0 |
| 1997 | Scott Blank | 13.0 |
| 1998 | Corbin Montgomery | 7.0 |
| 1999 | Corbin Montgomery | 5.0 |
| Corry Pertile | 3.0 | |
| 2000 | Brad Kassell | 3.0 |
| 2001 | Darrell Daniels | 3.0 |
| 2002 | Brandon Kennedy | 10.0 |
| Evan Cardwell | 6.0 | |
| 2003 | Brandon Kennedy | 6.0 |
| 2004 | Adrian Awasom | 8.0 |
| 2005 | Jeremiah Chapman | 4.0 |
| 2006 | Jeremiah Chapman | 5.0 |
| 2007 | Jeremiah Chapman | 5.0 |
| 2008 | Eddrick Gilmore | 3.0 |
| 2009 | Brandon Akpunku | 6.0 |
| 2010 | Brandon Akpunku | 3.5 |
| 2011 | Brandon Akpunku | 7.5 |
| 2012 | K.C. Obi | 5.5 |
| 2013 | Aaron Bellazin | 9.0 |
| 2014 | Chad Polk | 5.5 |
| 2015 | Jarrian Roberts | 6.5 |
| 2016 | Joshua Wheeler | 5.5 |
| 2017 | E.J. Ejiya | 7.0 |
| 2018 | E.J. Ejiya | 9.0 |
| 2019 | LaDarius Hamilton | 8.5 |
| 2020 | Gabriel Murphy | 4.5 |
| 2021 | Grayson Murphy | 8.5 |
| 2022 | Mazin Richards | 7.5 |

INTERCEPTIONS

CAREER LEADERS

| PLAYER | SEASONS | INT |
|-------------------|---------|-----|
| 1. Bill Brasher | 1949-51 | 19 |
| 2. Lyndon Fox | 1969-71 | 18 |
| 3. JT Smith | 1975-77 | 13 |
| Leonard Dunlap | 1969-70 | 13 |
| 5. Jonas Buckles | 2001-04 | 12 |
| 6. Bernie Barbour | 1967-69 | 11 |
| Don McGee | 1999-02 | 11 |
| 8. Nate Brooks | 2015-18 | 10 |
| Markeith Knowlton | 2001-04 | 10 |
| 10. Zac Whitfield | 2011-15 | 9 |



INDIVIDUAL LEADERS

SEASON LEADERS

| PLAYER | SEASON | INT |
|------------------|--------|-----|
| 1. Bill Brashier | 1951 | 10 |
| 2. Lyndon Fox | 1969 | 8 |
| 3. Ray Toole | 1957 | 7 |
| Billy Ryan | 1962 | 7 |
| Leonard Dunlap | 1970 | 7 |
| Marty Morrison | 1978 | 7 |
| David Morris | 1980 | 7 |
| 8. Jonas Buckles | 2001 | 6 |
| Nate Brooks | 2018 | 6 |
| 10. Kemon Hall | 2018 | 5 |
| Marcus Trice | 2013 | 5 |
| Craig Robertson | 2007 | 5 |

| | | | | |
|------|-----------------|---|-----|------|
| 2012 | Zac Whitfield | 3 | -5 | -1.7 |
| 2013 | Marcus Trice | 5 | 62 | 12.4 |
| 2014 | James Jones | 3 | 33 | 11.0 |
| 2015 | Zac Whitfield | 2 | 6 | 3.0 |
| 2016 | Nate Brooks | 4 | 54 | 13.5 |
| 2017 | Eric Jenkins | 2 | 0 | 0.0 |
| | Kishawn McClain | 2 | 0 | 0.0 |
| 2018 | Nate Brooks | 6 | 15 | 2.5 |
| 2019 | Four Players | 1 | -- | -- |
| 2020 | Makyle Sanders | 2 | 18 | 9.0 |
| | DeShawn Gaddie | 2 | 0 | 0.0 |
| 2021 | Kevin Wood | 2 | 75 | 37.5 |
| 2022 | Ridge Texada | 3 | 124 | 41.3 |

YEARLY LEADERS

| YEAR | PLAYER | INT | YDS | AVG |
|------|--------------------|-----|-----|------|
| 1958 | Abner Haynes | 5 | 122 | 24.4 |
| 1959 | Terry Parks | 5 | 80 | 16.0 |
| 1960 | Ray Williamson | 2 | 11 | 5.5 |
| 1961 | Butch Wright | 4 | 88 | 22.0 |
| 1962 | Billy Ryan | 7 | 174 | 24.9 |
| 1963 | Carl Lockhart | 4 | 38 | 9.5 |
| 1964 | Carl Lockhart | 3 | 5 | 1.7 |
| 1965 | Larry Priestley | 5 | 139 | 27.9 |
| 1966 | Billy Woods | 6 | 138 | 23.0 |
| 1967 | Mike Shook | 7 | 42 | 6.0 |
| 1968 | Bernie Barbour | 6 | 87 | 14.5 |
| 1969 | Lyndon Fox | 8 | 64 | 8.0 |
| 1970 | Leonard Dunlap | 7 | 132 | 18.9 |
| 1971 | Ken Fontno | 6 | 22 | 3.7 |
| 1972 | Hurles Scales | 5 | 131 | 26.2 |
| 1973 | Don Dunlap | 6 | 48 | 8.0 |
| 1974 | Three players | 3 | -- | -- |
| 1975 | J.T. Smith | 6 | 59 | 9.8 |
| 1976 | J.T. Smith | 4 | 143 | 35.8 |
| | J.T. Smith | 3 | 48 | 16.0 |
| 1977 | David Morris | 3 | 51 | 17.0 |
| 1978 | Marty Morrison | 7 | 111 | 15.9 |
| 1979 | Three players | 2 | -- | -- |
| 1980 | David Morris | 7 | 56 | 8.0 |
| 1981 | Zac Cypert | 4 | 45 | 11.3 |
| 1982 | Andre Moore | 3 | 15 | 5.0 |
| 1983 | Jerry Pickens | 3 | 23 | 7.7 |
| 1984 | Five players | 1 | -- | -- |
| | Jerry Pickens | 4 | 10 | 2.5 |
| 1985 | Craig Birdsong | 4 | 88 | 22.0 |
| 1986 | Mike Rhone | 3 | 26 | 8.7 |
| 1987 | Kim Phillips | 4 | 60 | 15.0 |
| 1988 | Kim Phillips | 4 | 41 | 10.3 |
| 1989 | Issac Barnett | 3 | 19 | 6.3 |
| 1990 | Jeff Tutson | 3 | 23 | 7.7 |
| | Donald Ericks | 3 | 19 | 6.3 |
| 1991 | Tomur Barnes | 3 | 51 | 17.0 |
| 1992 | Tomur Barnes | 3 | 33 | 11.0 |
| | Benny Cherry | 2 | 18 | 9.0 |
| 1993 | Greg Matthews | 2 | 31 | 15.5 |
| 1994 | Dmitri Markham | 5 | 12 | 2.4 |
| 1995 | Calvin Davis | 3 | 0 | 0.0 |
| 1996 | Dhati Lewis | 3 | 45 | 15.0 |
| 1997 | Five players | 1 | -- | -- |
| | Lawrence Ellis | 3 | 0 | 0.0 |
| 1998 | Phillip Littlejohn | 3 | 51 | 17.0 |
| 1999 | Heath Moody | 2 | 23 | 11.5 |
| | Don McGee | 4 | 32 | 8.0 |
| 2000 | Brad Kassell | 4 | 23 | 5.8 |
| 2001 | Jonas Buckles | 5 | 9 | 1.8 |
| 2002 | Don McGee | 5 | 109 | 21.8 |
| 2003 | Markeith Knowlton | 4 | 38 | 9.5 |
| 2004 | Markeith Knowlton | 4 | 40 | 10.0 |
| 2005 | Aaron Weathers | 3 | 31 | 10.3 |
| 2006 | Six players | 1 | -- | -- |
| 2007 | Craig Robertson | 5 | 12 | 2.4 |
| 2008 | Tobe Nwigwe | 3 | 98 | 32.7 |
| 2009 | Royce Hill | 3 | 58 | 19.3 |
| | Jeremy Phillips | 2 | 18 | 9.0 |
| 2010 | John Shorter | 2 | 50 | 25.0 |
| 2011 | Royce Hill | 2 | 88 | 44.0 |
| | Brad Graham | 2 | 15 | 7.5 |



INDIVIDUAL LEADERS

INTERCEPTION RETURN YARDS

CAREER LEADERS (SINCE 2001)

| PLAYER | SEASONS | INT | YDS |
|--------------------|------------|-----|-----|
| 1. Don McGee | 1999-02 | 11 | 211 |
| 2. Zac Whitfield | 2011-15 | 9 | 197 |
| 3. Maurice Holman | 2003-07 | 3 | 153 |
| 4. Royce Hill | 2008-11 | 6 | 152 |
| 5. Ridge Texada | 2021-Pres. | 3 | 124 |
| 6. Cody Spencer | 2001-03 | 7 | 105 |
| 7. Tobe Nwigwe | 2005-09 | 3 | 98 |
| 8. Taylor Robinson | 2015-19 | 3 | 89 |
| 9. Eric Jenkins | 2016-17 | 5 | 86 |
| 10. Kevin Wood | 2018-Pres. | 4 | 84 |

SEASON LEADERS (SINCE 2001)

| PLAYER | SEASON | INT | YDS |
|---------------------|--------|-----|-----|
| 1. Ridge Texada | 2022 | 3 | 124 |
| 2. Don McGee | 2002 | 5 | 109 |
| 3. Maurice Holman | 2005 | 1 | 99 |
| 4. Zac Whitfield | 2014 | 1 | 98 |
| Zac Whitfield | 2013 | 3 | 98 |
| Tobe Nwigwe | 2008 | 3 | 98 |
| 7. Royce Hill | 2011 | 2 | 88 |
| 8. Erick Jenkins | 2016 | 3 | 86 |
| Don McGee | 2001 | 3 | 86 |
| 10. Dominique Green | 2007 | 1 | 75 |
| Kevin Wood | 2021 | 2 | 75 |

PASSES DEFENDED

CAREER LEADERS (SINCE 2001)

| PLAYER | SEASONS | PDF |
|-------------------|------------|-----|
| 1. Jonas Buckles | 2001-04 | 30 |
| 2. Nate Brooks | 2015-18 | 29 |
| Royce Hill | 2008-11 | 29 |
| 4. Kemon Hall | 2017-18 | 28 |
| 5. Zac Whitfield | 2011-15 | 27 |
| 6. DeShawn Gaddie | 2019-22 | 25 |
| 7. Ridge Texada | 2021-Pres. | 23 |
| 8. Eric Jenkins | 2016-17 | 22 |
| Don McGee | 2001-02 | 22 |
| 10. James Jones | 2013-14 | 20 |

SEASON LEADERS (SINCE 2001)

| PLAYER | SEASON | PDF |
|------------------|--------|-----|
| 1. Ridge Texada | 2022 | 21 |
| 2. Kemon Hall | 2018 | 19 |
| 3. Nate Brooks | 2018 | 16 |
| 4. Zac Whitfield | 2012 | 15 |
| Royce Hill | 2011 | 15 |
| 6. Marcus Trice | 2013 | 14 |
| 7. Eric Jenkins | 2016 | 13 |
| DeShawn Gaddie | 2022 | 13 |
| 9. Don McGee | 2002 | 12 |
| James Jones | 2014 | 12 |

KICK RETURNS

PUNT RETURNS

CAREER LEADERS (SINCE 2001)

| PLAYER | SEASONS | AVG | YDS | RET |
|----------------------|------------|-------|-----|-----|
| 1. Johnny Quinn | 2002-06 | 8.36 | 418 | 50 |
| 2. Brelan Chancellor | 2010-13 | 9.71 | 437 | 45 |
| 3. Ja'Mel Branch | 2001-05 | 7.72 | 332 | 43 |
| 4. Jaelon Darden | 2017-20 | 8.85 | 310 | 35 |
| 5. Darvin Kidsy | 2013-15 | 8.54 | 265 | 31 |
| 6. Ty Jackson | 2001 | 8.04 | 177 | 22 |
| 7. Roderic Burns | 2019-Pres. | 5.41 | 115 | 21 |
| 8. Evyn Roman | 2007 | 5.70 | 97 | 17 |
| 9. Carlos Harris | 2012-15 | 2.87 | 46 | 16 |
| 10. Turner Smiley | 2013-17 | 8.33 | 100 | 12 |
| Darius Carey | 2009-10 | 5.75 | 69 | 12 |
| Keegan Brewer | 2018 | 11.11 | 134 | 12 |

SEASON LEADERS (SINCE 2001)

| PLAYER | SEASON | AVG | YDS | RET |
|----------------------|--------|-------|-----|-----|
| 1. Ja'Mel Branch | 2002 | 7.89 | 229 | 29 |
| 2. Brelan Chancellor | 2013 | 16.08 | 386 | 24 |
| 3. Darvin Kidsy | 2014 | 10.13 | 233 | 23 |
| 4. Ty Jackson | 2001 | 8.04 | 177 | 22 |
| 5. Evyn Roman | 2007 | 5.70 | 97 | 17 |
| 6. Jaelon Darden | 2019 | 6.75 | 108 | 16 |
| 7. Johnny Quinn | 2004 | 9.07 | 118 | 13 |
| Johnny Quinn | 2005 | 7.53 | 98 | 13 |
| Johnny Quinn | 2006 | 7.07 | 92 | 13 |
| 10. Keegan Brewer | 2018 | 11.16 | 134 | 12 |
| Ja'Mel Branch | 2003 | 7.66 | 92 | 12 |

PUNT RETURN YARDS

CAREER LEADERS (SINCE 2001)

| PLAYER | SEASONS | RET | AVG | YDS |
|----------------------|------------|-----|-------|-----|
| 1. Brelan Chancellor | 2010-13 | 45 | 9.71 | 437 |
| 2. Johnny Quinn | 2002-06 | 50 | 8.36 | 418 |
| 3. Ja'Mel Branch | 2001-05 | 43 | 7.72 | 332 |
| 4. Jaelon Darden | 2017-20 | 35 | 8.85 | 310 |
| 5. Darvin Kidsy | 2013-15 | 31 | 8.54 | 265 |
| 6. Ty Jackson | 2001 | 22 | 8.04 | 177 |
| 7. Tre Johnson | 2015 | 11 | 12.63 | 139 |
| 8. Keegan Brewer | 2018 | 12 | 11.16 | 134 |
| 9. Roderic Burns | 2019-Pres. | 21 | 5.41 | 115 |
| 10. Turner Smiley | 2013-17 | 12 | 8.33 | 100 |

SEASON LEADERS (SINCE 2001)

| PLAYER | SEASON | RET | AVG | YDS |
|----------------------|--------|-----|-------|-----|
| 1. Brelan Chancellor | 2013 | 24 | 16.08 | 386 |
| 2. Darvin Kidsy | 2014 | 23 | 10.13 | 233 |
| 3. Ja'Mel Branch | 2002 | 29 | 7.89 | 229 |
| 4. Ty Jackson | 2001 | 22 | 8.04 | 177 |
| 5. Tre Johnson | 2015 | 11 | 12.63 | 139 |
| 6. Keegan Brewer | 2018 | 12 | 11.16 | 134 |
| 7. Jaelon Darden | 2017 | 10 | 11.90 | 119 |
| 8. Johnny Quinn | 2004 | 13 | 9.07 | 118 |
| 9. Johnny Quinn | 2003 | 11 | 10.00 | 110 |
| 10. Jaelon Darden | 2019 | 16 | 6.75 | 108 |



INDIVIDUAL LEADERS

YEARLY LEADERS

| YEAR | PLAYER | RET | YDS | AVG |
|------|-------------------|-----|-----|------|
| 1957 | Abner Haynes | 4 | 157 | 39.3 |
| 1958 | Abner Haynes | 8 | 168 | 21.0 |
| 1959 | Abner Haynes | 9 | 96 | 10.7 |
| 1960 | Billy Christle | 5 | 80 | 16.0 |
| 1961 | Butch Wright | 6 | 65 | 10.8 |
| 1962 | Carl Lockhart | 4 | 47 | 11.8 |
| 1963 | Philip Gonzales | 2 | 26 | 13.0 |
| 1964 | Carl Lockhart | 15 | 116 | 7.7 |
| 1965 | John Love | 9 | 133 | 14.8 |
| 1966 | Billy Woods | 20 | 351 | 17.6 |
| 1967 | Bernie Barbour | 30 | 297 | 9.9 |
| 1968 | Bernie Barbour | 28 | 277 | 9.9 |
| 1969 | Bernie Barbour | 36 | 371 | 10.3 |
| 1970 | Wilmer Levels | 8 | 121 | 15.1 |
| 1971 | Ken Fontno | 27 | 237 | 8.8 |
| 1972 | Staggs | 15 | 90 | 6.0 |
| 1973 | David Kervin | 25 | 282 | 11.3 |
| 1974 | J.T. Smith | 16 | 118 | 7.4 |
| 1975 | J.T. Smith | 25 | 217 | 8.7 |
| 1976 | J.T. Smith | 36 | 380 | 10.6 |
| 1977 | J.T. Smith | 23 | 143 | 6.2 |
| 1978 | Charlie Murray | 21 | 141 | 6.7 |
| 1979 | Pete Harvey | 13 | 129 | 9.9 |
| 1980 | Carlen Charleston | 20 | 87 | 4.4 |
| 1981 | Carlen Charleston | 8 | 99 | 12.4 |
| 1982 | Tony Merriwether | 9 | 148 | 16.4 |
| 1983 | Tony Merriwether | 32 | 359 | 11.2 |
| 1984 | Tim Wasson | 28 | 207 | 7.4 |
| 1985 | Marcus Camper | 17 | 90 | 5.3 |
| 1986 | Marcus Camper | 14 | 194 | 9.6 |
| 1987 | Marcus Camper | 23 | 148 | 6.4 |
| 1988 | Marcus Camper | 28 | 319 | 11.4 |
| 1989 | Tony Cook | 11 | 126 | 11.5 |
| 1990 | Greg Matthews | 21 | 189 | 9.0 |
| 1991 | Greg Matthews | 18 | 64 | 3.6 |
| 1992 | Michael High | 11 | 126 | 11.5 |
| 1993 | Greg Matthews | 12 | 91 | 7.5 |
| 1994 | Brian Smith | 22 | 177 | 8.0 |
| 1995 | Brian Smith | 25 | 192 | 7.7 |
| 1996 | Tubby Coleman | 27 | 200 | 7.4 |
| 1997 | Heath Moody | 17 | 91 | 5.4 |
| 1998 | Heath Moody | 25 | 175 | 7.0 |
| 1999 | Ty Jackson | 17 | 135 | 7.9 |
| 2000 | Ty Jackson | 16 | 171 | 10.7 |
| 2001 | Ty Jackson | 22 | 177 | 8.0 |
| 2002 | Ja'Mel Branch | 29 | 229 | 7.9 |
| 2003 | Ja'Mel Branch | 12 | 92 | 7.7 |
| 2004 | Johnny Quinn | 13 | 118 | 9.1 |
| 2005 | Johnny Quinn | 13 | 98 | 7.5 |
| 2006 | Johnny Quinn | 13 | 92 | 7.1 |
| 2007 | Evyn Roman | 17 | 97 | 5.7 |
| 2008 | John Shorter | 7 | 32 | 4.6 |
| 2009 | Darius Carey | 7 | 43 | 6.1 |
| 2010 | Darius Carey | 5 | 26 | 5.2 |
| 2011 | Brelan Chancellor | 11 | 31 | 2.8 |
| 2012 | Brelan Chancellor | 5 | 10 | 2.0 |
| 2013 | Brelan Chancellor | 24 | 386 | 16.1 |
| 2014 | Darvin Kidsy | 23 | 233 | 10.1 |
| 2015 | Tre Johnson | 11 | 139 | 12.6 |
| 2016 | Turner Smiley | 11 | 97 | 8.8 |
| 2017 | Jaelon Darden | 10 | 119 | 11.9 |
| 2018 | Keegan Brewer | 12 | 134 | 11.2 |
| 2019 | Jaelon Darden | 16 | 108 | 6.8 |
| 2020 | Jaelon Darden | 4 | 21 | 5.2 |
| 2021 | Roderic Burns | 10 | 66 | 6.6 |
| 2022 | Roderic Burns | 11 | 49 | 4.9 |

YARDS PER PUNT RETURN

| CAREER LEADERS | | MINIMUM 5 RETURNS (SINCE 2001) | | | |
|----------------------|---------|--------------------------------|-----|-------|--|
| PLAYER | SEASONS | RET | YDS | AVG | |
| 1. Tre Johnson | 2015 | 11 | 139 | 12.64 | |
| 2. Keegan Brewer | 2018 | 12 | 134 | 11.17 | |
| 3. Patrick Cobbs | 2001-05 | 8 | 89 | 11.12 | |
| 4. Brelan Chancellor | 2010-13 | 45 | 437 | 9.71 | |
| 5. Jaelon Darden | 2017-20 | 35 | 310 | 8.86 | |
| 6. Darvin Kidsy | 2013-15 | 31 | 265 | 8.55 | |
| 7. Johnny Quinn | 2002-06 | 50 | 418 | 8.36 | |
| 8. Turner Smily | 2013-17 | 12 | 100 | 8.33 | |
| 9. Ty Jackson | 2001 | 22 | 177 | 8.05 | |
| 10. Anthony Wyche | 2016-18 | 5 | 39 | 7.80 | |

| SEASON LEADERS | | MINIMUM 5 RETURNS (SINCE 2001) | | | |
|----------------------|--------|--------------------------------|-----|-------|--|
| PLAYER | SEASON | RET | YDS | AVG | |
| 1. Brelan Chancellor | 2013 | 24 | 386 | 16.08 | |
| 2. Tre Johnson | 2015 | 11 | 139 | 12.64 | |
| 3. Jaelon Darden | 2018 | 5 | 62 | 12.40 | |
| 4. Jaelon Darden | 2017 | 10 | 119 | 11.90 | |
| 5. Keegan Brewer | 2018 | 12 | 134 | 11.17 | |
| 6. Darvin Kidsy | 2014 | 23 | 233 | 10.13 | |
| 7. Patrick Cobbs | 2002 | 8 | 81 | 10.12 | |
| 8. Johnny Quinn | 2003 | 11 | 110 | 10.00 | |
| 9. Johnny Quinn | 2004 | 13 | 118 | 9.08 | |
| 10. Turner Smiley | 2016 | 11 | 97 | 8.82 | |

KICKOFF RETURNS

| CAREER LEADERS (SINCE 2001) | | AVG | YDS | RET |
|-----------------------------|---------|-------|-------|-----|
| PLAYER | SEASONS | | | |
| 1. Brelan Chancellor | 2010-13 | 24.24 | 3,031 | 125 |
| 2. Ja'Mel Branch | 2001-05 | 20.85 | 1,189 | 57 |
| 3. Zach Muzzy | 2003-06 | 18.65 | 970 | 52 |
| 4. DeAndre Torrey | 2018-21 | 22.72 | 1,159 | 51 |
| 5. Johnny Quinn | 2002-06 | 17.84 | 696 | 39 |
| 6. Patrick Cobbs | 2001-05 | 21.00 | 735 | 35 |
| 7. Micah Mosley | 2007-09 | 19.48 | 643 | 33 |
| 8. Royce Hill | 2008-11 | 25.96 | 831 | 32 |
| Tyler Wilson | 2016 | 21.87 | 700 | 32 |
| Deion Hair-Griffin | 2016-20 | 29.53 | 945 | 32 |

| SEASON LEADERS (SINCE 2001) | | AVG | YDS | RET |
|-----------------------------|--------|-------|-------|-----|
| PLAYER | SEASON | | | |
| 1. Brelan Chancellor | 2011 | 21.88 | 1,094 | 50 |
| 2. Brelan Chancellor | 2010 | 27.96 | 923 | 33 |
| 3. Micah Mosley | 2007 | 19.87 | 636 | 32 |
| Tyler Wilson | 2016 | 21.87 | 700 | 32 |
| 5. Ja'Mel Branch | 2001 | 21.74 | 587 | 27 |
| Kaylon Horton | 2022 | 25.89 | 699 | 27 |
| 7. Johnny Quinn | 2005 | 19.73 | 513 | 26 |
| DaWaylon Cokk | 2008 | 19.46 | 506 | 26 |
| 9. Brelan Chancellor | 2013 | 27.62 | 663 | 24 |
| 10. Zach Muzzy | 2004 | 18.47 | 425 | 23 |
| John Shorter | 2008 | 16.86 | 388 | 23 |



INDIVIDUAL LEADERS

KICKOFF RETURN YARDS

CAREER LEADERS (SINCE 2001)

| PLAYER | SEASONS | RET | AVG | YDS |
|-----------------------|------------|-----|-------|-------|
| 1. Brelan Chancellor | 2010-13 | 125 | 24.24 | 3,031 |
| 2. Ja'Mel Branch | 2001-05 | 57 | 20.85 | 1,189 |
| 3. DeAndre Torrey | 2018-21 | 51 | 22.72 | 1,159 |
| 4. Zach Muzzy | 2003-06 | 52 | 18.65 | 970 |
| 5. Deion Hair-Griffin | 2016-20 | 32 | 29.53 | 945 |
| 6. Royce Hill | 2008-11 | 32 | 25.96 | 831 |
| 7. Patrick Cobbs | 2001-05 | 35 | 21.00 | 735 |
| 8. Tyler Wilson | 2016 | 32 | 21.87 | 700 |
| 9. Kaylon Horton | 2022-Pres. | 27 | 25.89 | 699 |
| 10. Johnny Quinn | 2002-06 | 39 | 17.84 | 696 |

SEASON LEADERS (SINCE 2001)

| PLAYER | SEASON | RET | AVG | YDS |
|----------------------|--------|-----|-------|-------|
| 1. Brelan Chancellor | 2011 | 50 | 21.88 | 1,094 |
| 2. Brelan Chancellor | 2010 | 33 | 27.96 | 923 |
| 3. Tyler Wilson | 2016 | 32 | 21.87 | 700 |
| 4. Kaylon Horton | 2022 | 27 | 25.89 | 699 |
| 5. Brelan Chancellor | 2013 | 24 | 27.62 | 663 |
| 6. Micah Mosley | 2007 | 32 | 19.87 | 636 |
| 7. Ja'Mel Branch | 2001 | 27 | 21.74 | 587 |
| 8. Johnny Quinn | 2005 | 26 | 19.73 | 513 |
| 9. DaWaylon Cook | 2008 | 26 | 19.46 | 506 |
| 10. DeAndre Torrey | 2019 | 22 | 22.31 | 491 |

YARDS PER KICKOFF RETURN

CAREER LEADERS MINIMUM 5 RETURNS (SINCE 2001)

| PLAYER | SEASONS | RET | YDS | AVG |
|-----------------------|------------|-----|-------|-------|
| 1. Deion Hair-Griffin | 2016-20 | 32 | 945 | 29.53 |
| 2. Tre Johnson | 2015 | 9 | 252 | 28.00 |
| 3. Kevin Moore | 2002-04 | 21 | 570 | 27.14 |
| 4. Jamaal Jackson | 2009-10 | 23 | 610 | 26.52 |
| 5. Royce Hill | 2008-11 | 32 | 831 | 25.97 |
| 6. Kaylon Horton | 2022-Pres. | 27 | 699 | 25.89 |
| 7. Brelan Chancellor | 2010-13 | 125 | 3,031 | 24.25 |
| 8. Darwin Kidsy | 2013-15 | 18 | 428 | 23.78 |
| 9. Jeffery Wilson | 2014-17 | 12 | 279 | 23.25 |
| 10. Carlos Harris | 2012-15 | 21 | 486 | 23.14 |

SEASON LEADERS MINIMUM 5 RETURNS (SINCE 2001)

| PLAYER | SEASON | RET | YDS | AVG |
|-----------------------|--------|-----|-----|-------|
| 1. Deion Hair-Griffin | 2019 | 12 | 489 | 40.75 |
| 2. Kevin Moore | 2004 | 11 | 318 | 28.91 |
| 3. Tre Johnson | 2015 | 9 | 252 | 28.00 |
| 4. Brelan Chancellor | 2010 | 33 | 923 | 27.97 |
| 5. Brelan Chancellor | 2013 | 24 | 663 | 27.62 |
| 6. DeAndre Torrey | 2018 | 12 | 330 | 27.50 |
| 7. Jamaal Jackson | 2009 | 17 | 463 | 27.24 |
| 8. Royce Hill | 2009 | 15 | 395 | 26.33 |
| 9. Kaylon Horton | 2022 | 27 | 699 | 25.89 |
| 9. Royce Hill | 2008 | 17 | 436 | 25.65 |
| 10. Kevin Moore | 2003 | 10 | 252 | 25.20 |

YEARLY LEADERS

| YEAR | PLAYER | RET | YDS | AVG |
|------|--------------------|-----|-------|-------|
| 1957 | Don Smith | 5 | 96 | 19.2 |
| 1958 | Abner Haynes | 11 | 223 | 20.2 |
| 1959 | Abner Haynes | 6 | 152 | 25.3 |
| 1960 | Terry Parks | 7 | 168 | 24.0 |
| 1961 | Billy Christle | 4 | 117 | 29.3 |
| 1962 | Bobby Smith | 7 | 134 | 19.1 |
| 1963 | Bobby Smith | 11 | 241 | 21.9 |
| 1964 | David Neale | 10 | 198 | 19.8 |
| 1965 | John Love | 16 | 364 | 22.8 |
| 1966 | John Love | 13 | 256 | 19.7 |
| 1967 | Bernie Barbour | 12 | 239 | 19.2 |
| 1968 | Leo Taylor | 10 | 192 | 19.2 |
| 1969 | Leo Taylor | 13 | 328 | 25.2 |
| 1970 | Ken Fontno | 32 | 699 | 21.8 |
| 1971 | Ken Fontno | 26 | 465 | 17.9 |
| 1972 | Charles Johnson | 18 | 381 | 21.2 |
| 1973 | David Kervin | 12 | 272 | 22.7 |
| 1974 | Jeff Webb | 17 | 307 | 18.1 |
| 1975 | Sears Woods | 10 | 326 | 32.6 |
| 1976 | Jeff Brown | 13 | 147 | 11.3 |
| 1977 | Bruce Chambers | 9 | 148 | 16.4 |
| 1978 | Lee English | 7 | 187 | 26.7 |
| 1979 | Bernard Jackson | 19 | 445 | 23.4 |
| 1980 | Carlen Charleston | 22 | 587 | 26.7 |
| 1981 | Carlen Charleston | 18 | 334 | 18.6 |
| 1982 | Carlen Charleston | 15 | 269 | 17.9 |
| 1983 | Carlen Charleston | 9 | 175 | 19.4 |
| 1984 | Todd Smith | 15 | 342 | 22.8 |
| 1985 | Marcus Camper | 14 | 307 | 21.9 |
| 1986 | Kim Phillips | 11 | 346 | 31.5 |
| 1987 | Tony Baker | 13 | 280 | 21.5 |
| 1988 | Kim Phillips | 9 | 187 | 20.8 |
| 1989 | Tony Cook | 13 | 296 | 22.8 |
| 1990 | Greg Matthews | 9 | 199 | 22.1 |
| 1991 | David Brown | 16 | 301 | 18.8 |
| 1992 | Michael High | 6 | 176 | 29.3 |
| 1993 | Michael High | 27 | 750 | 27.7 |
| 1994 | David Brown | 16 | 364 | 22.8 |
| 1995 | Brian Smith | 15 | 371 | 24.7 |
| 1996 | Tubby Coleman | 23 | 458 | 19.9 |
| 1997 | Broderick McGrew | 22 | 531 | 24.1 |
| 1998 | Broderick McGrew | 18 | 587 | 32.6 |
| 1999 | Broderick McGrew | 23 | 473 | 20.6 |
| 2000 | Ty Jackson | 16 | 334 | 20.9 |
| 2001 | Ja'Mel Branch | 23 | 516 | 22.4 |
| 2002 | Ja'Mel Branch | 19 | 385 | 20.3 |
| 2003 | Ja'Mel Branch | 11 | 217 | 19.7 |
| 2004 | Zach Muzzy | 23 | 425 | 18.5 |
| 2005 | Johnny Quinn | 26 | 513 | 19.7 |
| 2006 | Zach Muzzy | 19 | 359 | 18.9 |
| 2007 | Micah Mosley | 32 | 636 | 19.9 |
| 2008 | DaWaylon Cook | 26 | 506 | 19.5 |
| 2009 | Jamaal Jackson | 17 | 463 | 27.2 |
| 2010 | Brelan Chancellor | 33 | 923 | 28.0 |
| 2011 | Brelan Chancellor | 50 | 1,094 | 21.9 |
| 2012 | Brelan Chancellor | 18 | 351 | 19.5 |
| 2013 | Brelan Chancellor | 24 | 663 | 27.6 |
| 2014 | Carlos Harris | 19 | 449 | 23.6 |
| 2015 | D'Aundrey Bradley | 17 | 330 | 19.4 |
| 2016 | Tyler Wilson | 32 | 700 | 21.9 |
| 2017 | Evan Johnson | 19 | 390 | 20.5 |
| 2018 | DeAndre Torrey | 12 | 330 | 27.5 |
| 2019 | Deion Hair-Griffin | 12 | 489 | 40.8 |
| 2020 | Deion Hair-Griffin | 16 | 366 | 22.9 |
| 2021 | DeAndre Torrey | 8 | 179 | 22.3 |
| 2022 | Kaylon Horton | 27 | 699 | 25.89 |

RECORDS



INDIVIDUAL POSITION LEADERS

CAREER RECEIVING YARDS, TIGHT END

| Name | Years | Rec. | TD | Yards |
|---------------------|---------|------|----|-------|
| 1. Brian Waters | 1995-98 | 86 | 9 | 975 |
| 2. Jason Pirtle | 2017-21 | 79 | 8 | 864 |
| 3. Andy Blount | 2001-04 | 53 | 11 | 812 |
| 4. Kelvin Smith | 2015-19 | 77 | 3 | 705 |
| 5. Marcus Smith | 2012-15 | 51 | 6 | 598 |
| 6. Ron Battle | 1977-80 | 46 | 7 | 506 |
| 7. Mark Witte | 1979-81 | 37 | 1 | 475 |
| 8. Drew Miller | 2010-13 | 42 | 5 | 458 |
| 9. Jake Roberts | 2020-22 | 35 | 2 | 455 |
| 10. Darrell Terrell | 1977-80 | 30 | 2 | 445 |

SEASON RECEIVING TOUCHDOWNS, TIGHT END

| Name | Year | Rec. | Yards | TD |
|-------------------|------|------|-------|----|
| 1. Marcus Smith | 2014 | 15 | 238 | 6 |
| 2. Andy Blount | 2004 | 30 | 427 | 5 |
| Var'keyes Gummies | 2022 | 25 | 389 | 5 |
| Andy Blount | 2003 | 20 | 369 | 5 |
| Jason Pirtle | 2019 | 17 | 263 | 5 |
| 6. Brian Waters | 1996 | 28 | 272 | 4 |
| 7. Ron Battle | 1980 | 25 | 273 | 3 |
| Kelvin Smith | 2018 | 29 | 269 | 3 |
| Brian Waters | 1995 | 27 | 266 | 3 |
| Bob Helterbran | 1968 | 20 | 172 | 3 |
| Drew Miller | 2012 | 18 | 131 | 3 |

CAREER RECEPTIONS, TIGHT END

| Name | Years | TD | Yards | Rec. |
|-------------------|---------|----|-------|------|
| 1. Brian Waters | 1995-98 | 9 | 975 | 86 |
| 2. Jason Pirtle | 2017-21 | 8 | 864 | 79 |
| 3. Kelvin Smith | 2015-19 | 3 | 705 | 77 |
| 4. Andy Blount | 2001-04 | 11 | 812 | 53 |
| 5. Marcus Smith | 2012-15 | 6 | 598 | 51 |
| 6. Ron Battle | 1977-80 | 7 | 506 | 46 |
| 7. Drew Miller | 2010-13 | 5 | 458 | 42 |
| 8. Bob Helterbran | 1968-69 | 6 | 441 | 41 |
| 9. Mark Witte | 1979-81 | 1 | 475 | 37 |
| 10. Jake Roberts | 2020-22 | 2 | 455 | 35 |

CAREER RECEIVING YARDS, RUNNING BACK

| Name | Years | Rec. | TD | Yards |
|----------------------|---------|------|----|-------|
| 1. Bo Harrison | 1995-97 | 91 | 7 | 1,052 |
| 2. Lance Dunbar | 2008-11 | 97 | 8 | 1,033 |
| 3. Leo Taylor | 1968-69 | 59 | 8 | 800 |
| 4. Abner Haynes | 1957-59 | 59 | 6 | 629 |
| 5. Jeffery Wilson | 2014-17 | 70 | 2 | 527 |
| 6. Malcolm Jones | 1976-80 | 45 | 2 | 465 |
| 7. DeAndre Torrey | 2018-21 | 57 | 4 | 436 |
| 8. Mike Jones | 1974-77 | 32 | 6 | 410 |
| 9. Antoine Jimmerson | 2012-15 | 30 | 5 | 376 |
| 10. Terry Parks | 1958-60 | 19 | 3 | 357 |

CAREER RECEIVING TOUCHDOWNS, TIGHT END

| Name | Years | Rec. | Yards | TD |
|----------------------|---------|------|-------|----|
| 1. Andy Blount | 2001-04 | 53 | 812 | 11 |
| 2. Brian Waters | 1995-98 | 86 | 975 | 9 |
| 3. Jason Pirtle | 2017-21 | 79 | 864 | 8 |
| 4. Ron Battle | 1977-80 | 46 | 506 | 7 |
| 5. Marcus Smith | 2012-15 | 51 | 598 | 6 |
| 6. Bob Helterbran | 1968-69 | 41 | 441 | 6 |
| 7. Drew Miller | 2010-13 | 42 | 458 | 5 |
| 8. Var'keyes Gummies | 2021-22 | 25 | 389 | 5 |
| 9. Mike Wilkerson | 1973-76 | 26 | 362 | 4 |
| Randy Garner | 2000-03 | 22 | 296 | 4 |

CAREER RECEIVING TOUCHDOWNS, RUNNING BACK

| Name | Years | Rec. | Yards | TD |
|----------------------|------------|------|-------|----|
| 1. Lance Dunbar | 2008-11 | 97 | 1,033 | 8 |
| Leo Taylor | 1968-69 | 59 | 800 | 8 |
| Bo Harrison | 1995-97 | 91 | 1,052 | 7 |
| Abner Haynes | 1957-59 | 50 | 629 | 6 |
| Mike Jones | 1974-77 | 32 | 410 | 6 |
| 6. Antoine Jimmerson | 2012-15 | 30 | 376 | 5 |
| 7. DeAndre Torrey | 2018-21 | 57 | 436 | 4 |
| 8. Terry Parks | 1958-60 | 19 | 357 | 3 |
| Nic Smith | 2017-20 | 43 | 324 | 3 |
| Willy Ivery | 2014-16 | 28 | 195 | 3 |
| Ikaika Ragsdale | 2020-Pres. | 23 | 158 | 3 |
| Isaiah Johnson | 2020-Pres. | 16 | 145 | 3 |

SEASON RECEIVING YARDS, TIGHT END

| Name | Year | Rec. | Avg. | Yards |
|----------------------|------|------|-------|-------|
| 1. Andy Blount | 2004 | 30 | 14.23 | 427 |
| 2. Var'keyes Gummies | 2022 | 25 | 15.56 | 389 |
| 3. Jason Pirtle | 2021 | 41 | 9.27 | 380 |
| 4. Brian Waters | 1997 | 27 | 13.74 | 371 |
| 5. Andy Blount | 2003 | 20 | 18.45 | 369 |
| 6. Jake Roberts | 2022 | 20 | 15.40 | 308 |
| 7. Ron Battle | 1980 | 25 | 10.92 | 273 |
| 8. Brian Waters | 1996 | 28 | 9.71 | 272 |
| 9. Bob Helterbran | 1969 | 21 | 12.81 | 269 |
| 10. Kelvin Smith | 2018 | 29 | 9.28 | 269 |

CAREER RECEPTIONS, RUNNING BACK

| Name | Years | TD | Yards | Rec. |
|------------------------|---------|----|-------|------|
| 1. Lance Dunbar | 2008-11 | 8 | 1,033 | 97 |
| 2. Bo Harrison | 1995-97 | 7 | 1,052 | 91 |
| 3. Jeffery Wilson | 2014-17 | 2 | 527 | 70 |
| 4. Leo Taylor | 1968-69 | 8 | 800 | 59 |
| 5. DeAndre Torrey | 2018-21 | 4 | 436 | 57 |
| 6. Nic Smith | 2017-20 | 3 | 324 | 43 |
| Willie Cherry | 1965-66 | 2 | 356 | 43 |
| 8. Patrick Cobbs | 2001-05 | 1 | 348 | 37 |
| 9. Charles Ray Johnson | 1971-73 | 1 | 299 | 33 |
| 10. Mike Jones | 1974-77 | 6 | 410 | 32 |

SEASON RECEPTIONS, TIGHT END

| Name | Year | Avg. | Yards | Rec. |
|----------------------|------|-------|-------|------|
| 1. Jason Pirtle | 2021 | 9.27 | 380 | 41 |
| 2. Andy Blount | 2004 | 14.23 | 427 | 30 |
| 3. Kelvin Smith | 2018 | 9.28 | 269 | 29 |
| Marcus Smith | 2015 | 9.00 | 261 | 29 |
| 5. Brian Waters | 1996 | 9.71 | 272 | 28 |
| 6. Brian Waters | 1997 | 13.74 | 371 | 27 |
| Brian Waters | 1995 | 9.85 | 266 | 27 |
| Kelvin Smith | 2017 | 9.78 | 264 | 27 |
| 9. Var'keyes Gummies | 2022 | 15.56 | 389 | 25 |
| Ron Battle | 1980 | 10.92 | 273 | 25 |

SEASON RECEIVING YARDS, RUNNING BACK (SINCE 2000)

| Name | Year | Rec. | Avg. | Yards |
|----------------------|------|------|------|-------|
| 1. Lance Dunbar | 2011 | 29 | 12.1 | 350 |
| 2. Lance Dunbar | 2010 | 28 | 11.9 | 332 |
| 3. Lance Dunbar | 2009 | 28 | 10.7 | 300 |
| 4. Jeffery Wilson | 2016 | 29 | 8.5 | 247 |
| 5. Antoine Jimmerson | 2012 | 12 | 17.1 | 205 |
| DeAndre Torrey | 2018 | 25 | 8.2 | 205 |
| 7. Willy Ivery | 2016 | 25 | 6.9 | 173 |
| 8. Jeffery Wilson | 2017 | 24 | 7.0 | 168 |
| 9. Patrick Cobbs | 2001 | 8 | 20.6 | 165 |
| 10. Nic Smith | 2017 | 18 | 7.8 | 140 |



INDIVIDUAL POSITION LEADERS

SEASON RECEPTIONS, RUNNING BACK (SINCE 2000)

| | Name | Year | Avg. | Yards | Rec. |
|-----|-----------------|------|------|-------|------|
| 1. | Lance Dunbar | 2011 | 12.1 | 350 | 29 |
| | Jeffery Wilson | 2016 | 8.5 | 247 | 29 |
| 3. | Lance Dunbar | 2009 | 10.7 | 300 | 28 |
| | Lance Dunbar | 2010 | 11.9 | 332 | 28 |
| 5. | Willy Ivery | 2016 | 6.9 | 173 | 25 |
| | DeAndre Torrey | 2018 | 8.2 | 205 | 25 |
| 7. | Jeffery Wilson | 2017 | 7.0 | 168 | 24 |
| 8. | Ikaika Ragsdale | 2022 | 7.1 | 135 | 19 |
| 9. | Brandin Byrd | 2012 | 5.1 | 92 | 18 |
| 10. | Patrick Cobbs | 2005 | 5.9 | 106 | 18 |
| | Cam Montgomery | 2008 | 6.6 | 118 | 18 |
| | Nic Smith | 2017 | 7.8 | 140 | 18 |

SEASON RUSHING YARDS, QUARTERBACK (SINCE 2000)

| | Name | Year | Att. | Avg. | Yards |
|-----|----------------|------|------|------|-------|
| 1. | Riley Dodge | 2009 | 104 | 4.5 | 463 |
| 2. | Damarcus Smith | 2015 | 92 | 4.6 | 427 |
| 3. | Jason Bean | 2020 | 56 | 6.2 | 346 |
| 4. | Austin Aune | 2021 | 80 | 4.1 | 325 |
| 5. | Giovanni Vizza | 2007 | 133 | 2.2 | 299 |
| 6. | Riley Dodge | 2010 | 79 | 3.2 | 253 |
| 7. | Scott Hall | 2000 | 100 | 2.3 | 230 |
| 8. | Derek Thompson | 2013 | 64 | 2.5 | 157 |
| 9. | Scott Hall | 2001 | 86 | 1.7 | 143 |
| 10. | Dajon Williams | 2014 | 39 | 3.2 | 125 |

SEASON RECEIVING TOUCHDOWNS, RUNNING BACK (SINCE 2000)

| | Name | Year | Rec. | Yards | TD |
|----|--------------------|------|------|-------|----|
| 1. | Lance Dunbar | 2010 | 28 | 332 | 3 |
| | Antoinne Jimmerson | 2012 | 12 | 205 | 3 |
| | Ikaika Ragsdale | 2022 | 19 | 135 | 3 |
| 4. | Lance Dunbar | 2009 | 28 | 300 | 2 |
| | Lance Dunbar | 2011 | 29 | 350 | 2 |
| | Michael Hickmon | 2002 | 4 | 68 | 2 |
| | Willy Ivery | 2016 | 25 | 173 | 2 |
| | Antoinne Jimmerson | 2013 | 11 | 93 | 2 |
| | Isaiah Johnson | 2022 | 8 | 44 | 2 |
| | Nic Smith | 2017 | 18 | 140 | 2 |
| | DeAndre Torrey | 2018 | 25 | 205 | 2 |

SEASON RUSHING ATTEMPTS, QUARTERBACK (SINCE 2000)

| | Name | Year | Yards | Att. |
|-----|----------------|------|-------|------|
| 1. | Giovanni Vizza | 2007 | 299 | 133 |
| 2. | Mason Fine | 2017 | 16 | 107 |
| 3. | Riley Dodge | 2009 | 104 | 463 |
| 4. | Scott Hall | 2000 | 100 | 230 |
| 5. | Giovanni Vizza | 2008 | 116 | 95 |
| 6. | Mason Fine | 2016 | 118 | 94 |
| 7. | Damarcus Smith | 2015 | 427 | 92 |
| 8. | Scott Hall | 2001 | 143 | 86 |
| 9. | Austin Aune | 2021 | 325 | 80 |
| 10. | Riley Dodge | 2010 | 253 | 79 |

CAREER RUSHING YARDS, QUARTERBACK

| | Name | Years | Att. | Avg. | Yards |
|-----|----------------|---------|------|------|-------|
| 1. | Scott Davis | 1987-90 | 531 | 2.8 | 1,513 |
| 2. | Ken Washington | 1974-77 | 532 | 5.1 | 1,273 |
| 3. | Vernon Cole | 1957-59 | 219 | 4.2 | 930 |
| 4. | Riley Dodge | 2008-10 | 186 | 4.1 | 754 |
| 5. | Scott Hall | 2000-04 | 309 | 1.5 | 463 |
| 6. | Jason Bean | 2018-20 | 73 | 3.4 | 440 |
| 7. | Damarcus Smith | 2015 | 92 | 4.6 | 427 |
| 8. | Giovanni Vizza | 2007-08 | 228 | 1.8 | 415 |
| 9. | Austin Aune | 2019-22 | 151 | 2.7 | 406 |
| 10. | Ray Toole | 1957 | 78 | 4.1 | 316 |

SEASON RUSHING TOUCHDOWNS, QUARTERBACK (SINCE 2000)

| | Name | Year | Att. | Yards | Avg. | TD |
|----|-------------------------------------|------|------|-------|------|----|
| 1. | Riley Dodge | 2009 | 104 | 463 | 4.5 | 5 |
| | Jason Bean | 2020 | 56 | 346 | 6.2 | 5 |
| 3. | Scott Hall | 2001 | 86 | 143 | 1.7 | 4 |
| 4. | Austin Aune | 2021 | 80 | 325 | 4.1 | 3 |
| | Derek Thompson | 2013 | 64 | 157 | 2.5 | 3 |
| | Derek Thompson | 2011 | 50 | 113 | 2.3 | 3 |
| 7. | 11 Times | | | | | 2 |
| | (Most Recently - Austin Aune, 2020) | | | | | |

CAREER RUSHING ATTEMPTS, QUARTERBACK

| | Name | Years | Yards | Att. |
|-----|----------------|---------|-------|------|
| 1. | Ken Washington | 1974-77 | 1,273 | 532 |
| 2. | Scott Davis | 1987-90 | 1,513 | 531 |
| 3. | Mason Fine | 2016-19 | 56 | 325 |
| 4. | Scott Hall | 2000-04 | 463 | 309 |
| 5. | Giovanni Vizza | 2007-08 | 415 | 228 |
| 6. | Jordan Case | 1977-79 | 208 | 223 |
| 7. | Vernon Cole | 1957-59 | 930 | 219 |
| 8. | Jason Mills | 1995-97 | 114 | 203 |
| 9. | Riley Dodge | 2008-10 | 754 | 186 |
| 10. | Rick Shaw | 1971-72 | 173 | 176 |

CAREER RUSHING TOUCHDOWNS, QUARTERBACK

| | Name | Years | Att. | Yards | Avg. | TD |
|----|----------------|---------|------|-------|------|----|
| 1. | Scott Davis | 1987-90 | 531 | 1,513 | 2.8 | 29 |
| 2. | Jordan Case | 1977-79 | 223 | 208 | 0.9 | 10 |
| | Ken Washington | 1974-77 | 532 | 1,273 | 2.4 | 10 |
| 4. | Vernon Cole | 1957-59 | 219 | 930 | 4.2 | 9 |
| 5. | Derek Thompson | 2009-13 | 159 | 313 | 2.0 | 8 |
| 6. | Mason Fine | 2016-19 | 325 | 56 | 0.2 | 7 |
| | Scott Hall | 2000-04 | 309 | 463 | 1.5 | 7 |
| 8. | Riley Dodge | 2008-10 | 186 | 754 | 4.1 | 6 |
| | Rick Shaw | 1971-92 | 176 | 173 | 1.0 | 6 |
| | Austin Aune | 2019-22 | 151 | 406 | 2.7 | 6 |

RECORDS



INDIVIDUAL GAME BESTS

PASSING

BEST INDIVIDUAL PASSING GAMES

- 601 - Daniel Meager vs. SMU, 2007
- 495 - Steve Ramsey vs. Louisiana, 1969
- 486 - Mitch Maher vs. Stephen F. Austin, 1994
- 478 - Giovanni Vizza vs. Navy, 2007
- 444 - Mason Fine vs. SMU, 2018
- 433 - Steve Ramsey vs. Cincinnati, 1968
- 424 - Mason Fine vs. SMU, 2017
- 422 - Josh Gulley vs. UNLV, 1995
- 419 - Scott Davis vs. Texas, 1988
- 418 - Mason Fine vs. Incarnate Word, 2018
- 414 - Austin Aune vs. FIU, 2022
- 398 - Corkey Boland vs. Southern Illinois, 1966
- 394 - Mason Fine vs. Charlotte, 2019
- 386 - Mason Fine vs. Army, 2017
- 383 - Mason Fine vs. Abilene Christian, 2019
- 383 - Giovanni Vizza vs. Louisiana, 2007
- 382 - Austin Aune vs. Charlotte, 2020
- 381 - Steve Ramsey vs. Wichita State, 1969
- 377 - Jason Mills vs. Utah State, 1997
- 377 - Rusty Hill vs. Tulsa, 1982
- 376 - Steve Ramsey vs. UTEP, 1968
- 375 - Mason Fine vs. Middle Tennessee, 2019
- 373 - Steve Ramsey vs. Cincinnati, 1969
- 371 - Austin Aune vs. Memphis, 2022
- 370 - Phil Shotland vs. San Diego State, 1971
- 366 - Mason Fine vs. Southern Miss, 2017
- 364 - Mitch Maher vs. Oklahoma State, 1994
- 362 - Giovanni Vizza vs. UL-Monroe, 2008
- 361 - Giovanni Vizza vs. Louisiana, 2008
- 356 - Mason Fine vs. Florida Atlantic, 2017
- 354 - Mason Fine vs. UTSA, 2017
- 353 - Mason Fine vs. Houston, 2019
- 349 - Derek Thompson vs. Idaho, 2013
- 342 - Joe Milton vs. Cincinnati, 1970
- 339 - Austin Aune vs. Southern Miss, 2020
- 339 - Corkey Boland vs. Chattanooga, 1966
- 336 - Mason Fine vs. UAB, 2018
- 333 - Mason Fine vs. Rice, 2018
- 333 - Derek Thompson vs. UL-Monroe, 2012
- 332 - Mason Fine vs. UTEP, 2019
- 332 - Derek Thompson vs. UL-Monroe, 2011
- 331 - Derek Thompson vs. Troy, 2011
- 326 - Derek Thompson vs. Tulane, 2013
- 325 - Austin Aune vs. UTSA, 2022
- 323 - Mitch Maher vs. UL-Monroe, 1993
- 322 - Scott Davis vs. Arkansas State, 1988
- 322 - Austin Aune vs. Western Kentucky, 2022
- 320 - Mason Fine vs. UTSA, 2018
- 319 - Mitch Maher vs. Nicholls State, 1994
- 316 - Derek Thompson vs. Arkansas State, 2012
- 314 - Riley Dodge vs. FIU, 2009
- 313 - Riley Dodge vs. Middle Tennessee, 2009
- 309 - Mason Fine vs. Old Dominion, 2017
- 308 - Steve Ramsey vs. Cincinnati, 1967
- 308 - Scott Davis vs. Stephen F. Austin, 1988
- 307 - Vidal Carlin vs. Arkansas, 1965
- 305 - Austin Aune vs. Missouri, 2021
- 305 - Austin Aune vs. UNLV, 2022
- 304 - Alec Morris vs. Army, 2016
- 303 - Mason Fine vs. Troy, 2017
- 303 - Mason Fine vs. Middle Tennessee, 2016
- 302 - Austin Aune vs. UTEP, 2020
- 301 - Daniel Meager vs. FAU, 2007
- 300 - Derek Thompson vs. Southern Miss, 2013

CONSECUTIVE 200-YARD GAMES

- 10 - Mitch Maher, 1994
- 8 - Mason Fine, 2018
- 8 - Mason Fine, 2017
- 6 - Giovanni Vizza, 2008
- 6 - Steve Ramsey, 1969
- 3 - Austin Aune, 2021
- 3 - Austin Aune, 2022 (twice)

CAREER 300-YARD GAMES [65]

- 18 - Mason Fine, 2016-19
- 9 - Austin Aune, 2018-21
- 7 - Derek Thompson, 2009-13
- 6 - Steve Ramsey, 1967-69
- 4 - Giovanni Vizza, 2007-08
- 4 - Mitch Maher, 1991-94
- 3 - Scott Davis, 1987-90
- 2 - Three players
- 1 - Eight players

CAREER 400-YARD GAMES [11]

- 3 - Mason Fine, 2016-19
- 2 - Steve Ramsey, 1967-69
- 1 - Scott Davis, 1987-89
- 1 - Giovanni Vizza, 2007-08
- 1 - Mitch Maher, 1991-94
- 1 - Daniel Meager, 2005-08
- 1 - Josh Gulley, 1995
- 1 - Austin Aune, 2019-22

LONGEST PASSES

- 99 - Giovanni Vizza to Casey Fitzgerald vs. UL-Monroe, 2007
- 96 - Mitch Maher to Troy Redwine vs. Nicholls State, 1993
- 93 - Andrew McNulty to Carlos Harris vs. Rice, 2015
- 91 - Steve Ramsey to Ron Shanklin vs. Cincinnati, 1969
- 87 - Steve Ramsey to Leo Taylor vs. Cincinnati, 1968
- 85 - Steve Ramsey to Ron Shanklin vs. Cincinnati, 1968
- 85 - Derek Thompson to Breelan Chancellor vs. Idaho, 2013
- 83 - Derek Thompson to Lance Dunbar vs. Indiana, 2011
- 80 - Spencer Stack to Scott McGrew vs. New Mexico State, 1999
- 80 - Derek Thompson to Breelan Chancellor vs. LSU, 2012

COMPLETIONS

| COMP | PLAYER | OPPONENT |
|------|----------------|-------------------------|
| 46 | Daniel Meager | SMU, 2007 |
| 42 | Rusty Hill | Tulsa, 1982 |
| 40 | Mason Fine | SMU, 2018 |
| 40 | Giovanni Vizza | Navy, 2007 |
| 38 | Daniel Meager | FAU, 2007 |
| 38 | Giovanni Vizza | UL-Monroe, 2008 |
| 35 | Mason Fine | Houston, 2019 |
| 35 | Riley Dodge | Middle Tennessee, 2009 |
| 35 | Giovanni Vizza | Louisiana, 2007 |
| 35 | Mitch Maher | Stephen F. Austin, 1994 |
| 35 | Steve Ramsey | Louisiana, 1969 |

ATTEMPTS

| ATT | PLAYER | OPPONENT |
|-----|----------------|-------------------------|
| 64 | Daniel Meager | SMU, 2007 |
| 61 | Giovanni Vizza | UL-Monroe, 2008 |
| 61 | Daniel Meager | FAU, 2007 |
| 61 | Rusty Hill | Tulsa, 1982 |
| 59 | Phil Shotland | San Diego State, 1971 |
| 58 | Joe Milton | Cincinnati, 1970 |
| 57 | Giovanni Vizza | Louisiana, 2007 |
| 56 | Mitch Maher | Stephen F. Austin, 1994 |
| 55 | Mason Fine | Houston, 2019 |
| 54 | Mason Fine | Troy, 2017 |
| 54 | Mason Fine | Middle Tennessee, 2016 |
| 54 | Riley Dodge | Middle Tennessee, 2009 |
| 54 | Giovanni Vizza | FIU, 2007 |
| 54 | Vidal Carlin | Arkansas, 1965 |
| 54 | Vidal Carlin | Tulsa, 1966 |



INDIVIDUAL GAME BESTS

RECEIVING

150-YARD PERFORMANCES

- 327 - Casey Fitzgerald vs. SMU, 2007
- 244 - Jaelon Darden vs. Charlotte, 2020
- 231 - Casey Fitzgerald vs. Louisiana, 2008
- 231 - Scott Ford vs. Abilene Christian, 1992
- 228 - Barry Moore vs. UTEP, 1968
- 224 - Marcus Camper vs. Texas, 1988
- 220 - John Love vs. Chattanooga, 1966
- 217 - Barry Moore vs. Louisiana, 1969
- 216 - Carlos Harris vs. Southern Miss, 2014
- 211 - Jalen Guyton vs. Southern Miss, 2017
- 204 - Jaelon Darden vs. Middle Tennessee, 2020
- 193 - Carlos Harris vs. Rice, 2015
- 191 - David Yaeger vs. San Diego State, 1971
- 184 - Ron Shanklin vs. Cincinnati, 1969
- 182 - Jalen Guyton vs. UTSA, 2017
- 176 - Johnny Quinn vs. Louisiana, 2003
- 175 - Ret Little vs. Cincinnati, 1970
- 173 - Jaelon Darden vs. UTEP, 2020
- 172 - Tony Merriwether vs. UL-Monroe, 1982
- 168 - David Brown vs. Stephen F. Austin, 1994
- 167 - John Love vs. Arkansas, 1965
- 167 - Troy Redwine vs. Oklahoma State, 1994
- 166 - Ret Little vs. New Mexico State, 1970
- 164 - Marvin Walker vs. Tulsa, 1982
- 163 - James Russell vs. Southern Illinois, 1966
- 162 - Turner Smiley vs. Southern Miss, 2016
- 162 - Troy Redwine vs. UL-Monroe, 1993
- 158 - Joel Nwigwe vs. Middle Tennessee, 2003
- 158 - John Love vs. Parsons College, 1965
- 158 - Ron Shanklin vs. Louisville, 1967
- 157 - Pete Harvey vs. UL-Monroe, 1981
- 156 - Rico Bussey, Jr. vs. Abilene Christian, 2019
- 155 - Barry Moore vs. Arkansas, 1968
- 154 - Broderick McGrew vs. Nevada, 1999
- 153 - Johnny Quinn vs. Middle Tennessee, 2004
- 152 - David Brown vs. Texas State, 1994
- 152 - Lance Dunbar vs. Indiana, 2011
- 151 - Ron Shanklin vs. Cincinnati, 1968

CAREER 100-YARD GAMES

- 11 - John Love, 1965-66
- 11 - Barry Moore, 1968-69
- 10 - Casey Fitzgerald, 2005-08
- 9 - Jaelon Darden, 2017-20
- 9 - Rico Bussey, Jr., 2016-19
- 9 - Ron Shanklin, 1967-69
- 7 - Brelan Chancellor, 2010-13
- 6 - Jalen Guyton, 2017-18
- 6 - Johnny Quinn, 2003-06
- 6 - Troy Redwine, 1993-95
- 6 - David Yaeger, 1971-72

CAREER 150-YARD GAMES [38]

- 3 - Ron Shanklin, 1967-69
- 3 - Jaelon Darden, 2017-20
- 2 - Troy Redwine, 1992-95
- 2 - Jalen Guyton, 2017-18
- 2 - Carlos Harris, 2012-15
- 2 - Barry Moore, 1968-69
- 2 - John Love, 1965-66
- 2 - Casey Fitzgerald, 2005-08
- 1 - 20 different players all-time

CAREER 200-YARD GAMES [11]

- 2 - Casey Fitzgerald, 2005-08
- 2 - Jaelon Darden, 2017-20
- 2 - Barry Moore, 1968-69
- 1 - Jalen Guyton, 2017-18
- 1 - Carlos Harris, 2012-15
- 1 - Marcus Camper, 1985-88
- 1 - John Love, 1965-66
- 1 - Scott Ford, 1988-92

CONSECUTIVE 100-YARD RECEIVING GAMES

- 3 - Jaelon Darden, 2020 (twice)
- 3 - Ron Shanklin, 1969
- 3 - Ret Little, 1970
- 3 - David Yaeger, 1972
- 2 - Jalen Darden, 2019
- 2 - Rico Bussey, Jr., 2018 (twice)
- 2 - Jalen Guyton, 2017
- 2 - Brelan Chancellor, 2012
- 2 - Casey Fitzgerald, 2008
- 2 - Casey Fitzgerald, 2007
- 2 - Sam Dibrell, 2007
- 2 - Johnny Quinn, 2006
- 2 - Johnny Quinn, 2004
- 2 - Troy Redwine, 1993
- 2 - Barry Moore, 1969



INDIVIDUAL GAME BESTS

RUSHING

BEST INDIVIDUAL RUSHING GAMES

- 313 - Lance Dunbar vs. Middle Tennessee, 2011
- 291 - Jamario Thomas vs. Idaho, 2004
- 270 - Lance Dunbar vs. Kansas State, 2010
- 258 - Jamario Thomas vs. New Mexico State, 2004
- 256 - Jamario Thomas vs. Utah State, 2004
- 251 - Brandin Byrd vs. Tulsa, 2013
- 249 - Patrick Cobbs vs. Idaho, 2003
- 247 - Jamario Thomas vs. Colorado, 2004
- 247 - Malcolm Jones vs. UL-Monroe, 1980
- 244 - DeAndre Torrey vs. Northwestern State, 2021
- 238 - Lance Dunbar vs. Florida Atlantic, 2009

CAREER 100-YARD GAMES

- 21 - Patrick Cobbs, 2001-05
- 21 - Lance Dunbar, 2008-11
- 15 - Kevin Galbreath, 2001-02
- 13 - Jamario Thomas, 2004-07
- 12 - Bernard Jackson, 1978-79
- 12 - Ja'Quay Wilburn, 1997-00
- 12 - Jeffery Wilson, 2014-17
- 11 - DeAndre Torrey, 2018-21
- 9 - Terrance Brown, 1992-93
- 7 - Hut Allred, 1994-98

CONSECUTIVE 100-YARD GAMES

- 10 - Patrick Cobbs, 2003
- 6 - Jamario Thomas, 2004
- 5 - Lance Dunbar, 2009
- 5 - Kevin Galbreath, 2002
- 5 - Kevin Galbreath, 2001
- 5 - Bernard Jackson, 1978
- 4 - DeAndre Torrey, 2018
- 3 - Ja'Quay Wilburn, 1998
- 3 - Michael Jones, 1977
- 3 - Lance Dunbar, 2011

ATTEMPTS

| ATT | PLAYER | OPPONENT |
|-----|-----------------|------------------------|
| 41 | Jamario Thomas | UL-Monroe, 2004 |
| 41 | Ja'Quay Wilburn | New Mexico State, 2000 |
| 40 | Lance Dunbar | Tulsa, 2011 |
| 40 | Lance Dunbar | Middle Tennessee, 2011 |
| 39 | Patrick Cobbs | Idaho, 2003 |
| 38 | Jamario Thomas | Utah State, 2004 |
| 38 | Jamario Thomas | FIU, 2006 |
| 37 | Patrick Cobbs | New Mexico State, 2003 |
| 37 | Patrick Cobbs | Arkansas State, 2005 |
| 36 | Jamario Thomas | Louisiana, 2004 |
| 36 | Patrick Cobbs | Utah State, 2003 |
| 36 | Malcolm Jones | Wichita State, 1968 |
| 36 | Lance Dunbar | Middle Tennessee, 2010 |

LONGEST RUSH

| YDS | PLAYER | OPPONENT |
|-----|-----------------|-----------------------------|
| 95 | Cedric Cromer | Idaho State, 1995 |
| 95 | Ray Renfro | Midwestern State, 1951 |
| 95 | Tommy Gray | Southwestern Oklahoma, 1950 |
| 92 | DeAndre Torrey | FAU, 2018 |
| 92 | Ayo Adeyi | LA Tech, 2022 |
| 91 | Brandin Byrd | Tulsa, 2013 |
| 87 | Bernard Jackson | East Carolina, 1979 |
| 85 | Brandin Byrd | South Alabama, 2012 |
| 85 | Malcolm Jones | East Carolina, 1979 |
| 83 | Monte Moon | Lamar, 1986 |
| 83 | Lance Dunbar | UL-Monroe, 2010 |
| 82 | Brandin Byrd | UTEP, 2013 |
| 81 | Patrick Cobbs | Baylor, 2003 |
| 81 | Ja'Quay Wilburn | Texas Tech, 1999 |
| 80 | Mason Fine | UTSA, 2016 |
| 80 | David Jones | Wichita State, 1969 |

TOTAL OFFENSE

TOTAL YARDS

| YDS | PLAYER | OPPONENT |
|-----|----------------|-------------------------|
| 597 | Daniel Meager | SMU, 2007 |
| 571 | Giovanni Vizza | Navy, 2007 |
| 491 | Mitch Maher | Stephen F. Austin, 1994 |
| 483 | Steve Ramsey | Louisiana, 1969 |
| 443 | Jason Mills | Utah State, 1997 |
| 434 | Austin Aune | FIU, 2022 |
| 433 | Josh Gulley | UNLV, 1995 |
| 431 | Mason Fine | Incarinate Word, 2018 |
| 426 | Mason Fine | SMU, 2017 |
| 426 | Scott Davis | Texas, 1988 |
| 425 | Mason Fine | SMU, 2018 |
| 413 | Giovanni Vizza | Louisiana, 2007 |
| 399 | Mason Fine | Abilene Christian, 2019 |
| 398 | Riley Dodge | FIU, 2009 |
| 393 | Steve Ramsey | Cincinnati, 1968 |
| 384 | Mason Fine | Charlotte, 2019 |
| 382 | Mason Fine | Army, 2017 |
| 382 | Giovanni Vizza | Louisiana, 2008 |
| 382 | Phil Shotland | San Diego State, 1971 |
| 370 | Austin Aune | Charlotte, 2020 |
| 370 | Mason Fine | Middle Tennessee, 2019 |
| 370 | Mason Fine | Southern Miss, 2017 |
| 370 | Riley Dodge | Middle Tennessee, 2009 |
| 368 | Austin Aune | Memphis, 2022 |
| 366 | Rusty Hill | Tulsa, 1982 |
| 364 | Giovanni Vizza | UL-Monroe, 2008 |
| 360 | Steve Ramsey | Cincinnati, 1969 |
| 359 | Mitch Maher | Oklahoma State, 1994 |
| 358 | Steve Ramsey | Wichita State, 1969 |
| 357 | Mason Fine | FAU, 2017 |
| 351 | Mason Fine | Houston, 2019 |
| 351 | Steve Ramsey | UTEP, 1968 |
| 350 | Mason Fine | UTSA, 2017 |
| 350 | Derek Thompson | Idaho, 2013 |
| 348 | Mason Fine | UAB, 2018 |
| 348 | Mason Fine | UTSA, 2016 |
| 346 | Derek Thompson | Troy, 2011 |
| 345 | Derek Thompson | Tulane, 2013 |
| 341 | Derek Thompson | UL-Monroe, 2012 |
| 339 | Austin Aune | Southern Miss, 2020 |
| 334 | Mitch Maher | UL-Monroe, 1993 |
| 334 | Joe Milton | Cincinnati, 1970 |
| 333 | Scott Davis | Arkansas State, 1988 |
| 332 | Daniel Meager | FAU, 2007 |
| 332 | Riley Dodge | Western Kentucky, 2009 |
| 331 | Mason Fine | UTSA, 2018 |
| 330 | Mason Fine | Rice, 2018 |

ALL-PURPOSE

YARDS

| YDS | PLAYER | OPPONENT |
|-----|-------------------|------------------------|
| 332 | Brelan Chancellor | Houston, 2011 |
| 327 | Casey Fitzgerald | SMU, 2007 |
| 320 | Lance Dunbar | Middle Tennessee, 2011 |
| 305 | Lance Dunbar | Kansas State, 2010 |
| 301 | Jamario Thomas | Idaho, 2004 |
| 287 | David Kervin | Wichita State, 1973 |
| 285 | John Love | Arkansas, 1965 |
| 284 | Erric Pegram | Alcorn State, 1990 |
| 283 | Brelan Chancellor | Idaho, 2013 |
| 279 | Lance Dunbar | Indiana, 2011 |



INDIVIDUAL GAME BESTS

SCORING

LONGEST FIELD GOAL

| YDS | PLAYER | OPPONENT |
|-----|------------------|------------------------|
| 62 | Iseed Khoury | Richmond, 1977 |
| 61 | Garrett Courtney | Idaho, 1998 |
| 57 | Jason Ball | Arkansas State, 2001 |
| 57 | Iseed Jhoury | UTEP, 1977 |
| 55 | Keith Chapman | Texas Tech, 1988 |
| 54 | Todd Smith | Lamar, 1983 |
| 53 | Zach Olen | Middle Tennessee, 2010 |
| 53 | Lonnie Green | Baylro, 1982 |
| 52 | Cole Hedlund | UTEP, 2018 |
| 52 | Zach Olen | FAU, 2011 |
| 52 | Zach Olen | Tulsa, 2011 |
| 52 | Jason Ball | Utah State, 2000 |
| 52 | Iseed Khoury | UT-Arlington, 1977 |
| 52 | Iseed Khoury | LA Tech, 1977 |
| 51 | Ethan Mooney | Charlotte, 2019 |

PUNTING

LONGEST PUNT

| YDS | PLAYER | OPPONENT |
|-----|-----------------|------------------------|
| 92 | Toby Gowin | Vanderbilt, 1996 |
| 91 | Don Baker | Chattanooga, 1955 |
| 91 | Bart Helsley | UL-Monroe, 1990 |
| 87 | John Starnes | UT-Arlington, 1983 |
| 79 | Jason Ball | Middle Tennessee, 2001 |
| 77 | Bron Beal | Arkansas State, 1987 |
| 77 | John Starnes | UL-Monroe, 1984 |
| 73 | Truman Spencer | SMU, 2007 |
| 73 | Truman Spencer | Middle Tennessee, 2007 |
| 72 | Whit Smith | Miami (FL), 1980 |
| 72 | Bart Helsley | McNeese State, 1990 |
| 71 | Whit Smith | SMU, 1980 |
| 71 | Eric Keena | UAB, 2014 |
| 70 | Will Atterberry | Arkansas State, 2010 |
| 70 | Will Atterberry | Western Kentucky, 2011 |
| 70 | Berna Rodriguez | Miami (OH), 2021 |

MOST PUNTS DOWNED INSIDE THE 20

(SINCE 2001)

| PUNTS | PLAYER | OPPONENT |
|-------|-----------------|------------------------|
| 6 | Brad Kadlubar | Arkansas State, 2002 |
| 5 | Will Atterberry | South Alabama, 2012 |
| 5 | Will Atterberry | Ohio, 2009 |
| 5 | Will Atterberry | Middle Tennessee, 2009 |
| 5 | Alvin Kenworthy | Southern Miss, 2018 |
| 5 | Alvin Kenworthy | Arkansas, 2018 |
| 5 | Brad Kadlubar | Cincinnati, 2002 |

DEFENSE

TOTAL TACKLES (SINCE 2001)

| TT | PLAYER | OPPONENT |
|----|------------------|------------------------|
| 21 | Chris Hurd | Air Force, 2003 |
| 19 | KD Davis | LA Tech, 2022 |
| 18 | KD Davis | Rice, 2021 |
| 18 | Cody Spencer | UL-Monroe, 2001 |
| 17 | Derek Akunne | UAB, 2014 |
| 17 | Zach Orr | LA Tech, 2013 |
| 17 | Cody Spencer | New Mexico State, 2003 |
| 16 | Taylor Casey | New Mexico State, 2002 |
| 16 | Taylor Casey | South Florida, 2002 |
| 16 | Jeremiah Chapman | Western Kentucky, 2007 |
| 16 | Ryan Downing | Arkansas State, 2011 |
| 16 | Phillip Graves | UL-Monroe, 2005 |
| 16 | Chris Hurd | TCU, 2002 |
| 16 | Kishawn McClain | Rice, 2015 |
| 16 | Craig Robertson | Kansas State, 2010 |
| 16 | Cody Spencer | Troy State, 2001 |

LONGEST INTERCEPTION RETURN

| YDS | PLAYER | OPPONENT |
|-----|-----------------|-------------------------|
| 100 | Don Baker | Midwestern State, 1955 |
| 100 | JT Smith | LA Tech, 1976 |
| 99 | Maurice Holam | Middle Tennessee, 2005 |
| 98 | Zac Ehitfield | Nicholls State, 2014 |
| 97 | Tobe Nwigwe | Western Kentucky, 2008 |
| 97 | Bill Rogers | SW Oklahoma, 1950 |
| 95 | Charles Beatty | Southern Illinois, 1966 |
| 90 | Clyde Wilerson | McMurry, 1938 |
| 90 | Leonard Dunlap | Drake, 1969 |
| 88 | Hurles Scales | West Texas State, 1972 |
| 85 | Royce Hill | FAU, 2011 |
| 75 | Kevin Wood | FIU, 2021 |
| 75 | Dominique Green | UL-Monroe, 2007 |
| 66 | Zac Whitfield | LA Tech, 2013 |
| 62 | Don McGee | Arkansas State, 2001 |
| 58 | Ridge Texada | Florida Atlantic, 2022 |

LONGEST FUMBLE RETURN (SINCE 2001)

| YDS | PLAYER | OPPONENT |
|-----|-----------------|----------------------|
| 100 | TJ Covington | Utah State, 2004 |
| 56 | C McDonald | Troy, 2017 |
| 55 | Zach Orr | Rice, 2013 |
| 45 | Kishawn McClain | UTSA, 2015 |
| 31 | Jarrian Roberts | SMU, 2014 |
| 29 | Andrew Power | FIU, 2011 |
| 27 | TJ Tauaalo | Iowa, 2017 |
| 24 | Brandon Kennedy | Baylor, 2003 |
| 22 | Royce Hill | Arkansas State, 2010 |
| 21 | Willie Ransom | Troy, 2005 |

KICK RETURNS

LONGEST PUNT RETURN

| YDS | PLAYER | OPPONENT |
|-----|-------------------|------------------------|
| 91 | Bill Woods | NA, 1996 |
| 91 | Richard Nutt | Houston, 1948 |
| 90 | Keegan Brewer | Arkansas, 2018 |
| 85 | Johnny Quinn | UL-Monroe, 2004 |
| 83 | Bernie Barbour | New Mexico State, 1968 |
| 80 | Bill Woods | Chattanooga, 1966 |
| 75 | Darvin Kidsy | Nicholls State, 2014 |
| 71 | David Kervin | New Mexico State, 1973 |
| 69 | Marcus Camper | McNeese State, 1988 |
| 65 | Brelan Chancellor | Rice, 2013 |
| 65 | Carlen Charleston | UT-Arlington, 1980 |
| 62 | Brelan Chancellor | Idaho, 2013 |

LONGEST KICKOFF RETURN

| YDS | PLAYER | OPPONENT |
|-----|--------------------|-------------------------|
| 100 | Darvin Kidsy | Rice, 2014 |
| 100 | Broderick McGrew | Utah State, 1998 |
| 100 | Johnny Stovall | Sam Houston, 1936 |
| 99 | Brelan Chancellor | Georgia, 2013 |
| 99 | Brian Smith | Idaho State, 1995 |
| 99 | Michael High | Missouri State, 1993 |
| 99 | Kaylon Horton | UNLV, 2022 |
| 98 | Kim Phillips | TCU, 1968 |
| 98 | Sears Woods | Tennessee, 1975 |
| 96 | Deion Hair-Griffin | Abilene Christian, 2019 |
| 96 | DeAndre Torrey | SMU, 2018 |
| 93 | Brelan Chancellor | Kansas State, 2010 |
| 91 | Brelan Chancellor | UL-Monroe, 2010 |



SPECIALTY TOUCHDOWNS/SAFETIES (since 2000)

UNT'S DEFENSIVE TOUCHDOWNS (35)

| | | | | |
|------------|------------------|---------------------|---------------|------------|
| 9/9/2000 | Brad Kassell | at Texas Tech | 23 yd INT | 14:51, 4th |
| 10/5/2000 | Cory Perteille | Samford | 31 yd fumble | 1st |
| 11/18/2000 | John Ryan | New Mexico St. | 42 yd fumble | 2nd |
| 12/17/2002 | Jeremy Pearl | vs. Cincinnati | 20 yd INT | 2:46, 2nd |
| 9/6/2003 | Brandon Kennedy | Baylor | 24 yd fumble | 5:25, 1st |
| 11/15/2003 | Randy Gardner | Arkansas State | 0 yd fumble | 7:43, 1st |
| 11/13/2004 | Walter Priestley | Idaho | 18 yd INT | 00:46, 4th |
| 10/9/2004 | TJ Covington | at Utah State | 100 yd fumble | 3:57, 3rd |
| 9/10/2005 | Maurice Holman | at Middle Tennessee | 99 yd INT | 8:48, 3rd |
| 10/13/2007 | Montey Stevenson | ULM | 20 yd INT | 10:07, 2nd |
| 10/13/2007 | Dominique Green | ULM | 75 yd INT | 1:11, 2nd |
| 11/1/2008 | Tobe Nwigwe | at WKU | 97 yd INT | 0:00, 4th |
| 9/1/2011 | Andrew Power | at FIU | 29 yd fumble | 14:37, 2nd |
| 9/1/2011 | Ryan Downing | at FIU | 0 yd fumble | 13:53, 4th |
| 10/8/2011 | Royce Hill | FAU | 85 yd INT | 7:21, 3rd |
| 10/8/2011 | Steven Ford | FAU | 15 yd INT | 7:11, 3rd |
| 10/22/2011 | Julian Herron | ULM | 16 yd fumble | 5:13, 4th |
| 10/5/2013 | Mason Y'Barbo | at Tulane | 0 yd fumble | 8:27, 3rd |
| 10/12/2013 | Lairamie Lee | Middle Tennessee | 20 yd INT | 6:42, 2nd |
| 10/19/2013 | Zac Whitfield | at LA Tech | 56 yd INT | 2:05, 2nd |
| 10/31/2013 | Zach Orr | Rice | 55 yd fumble | 0:41, 1st |
| 8/30/2014 | James Jones | at Texas | 0 yd fumble | 7:17, 4th |
| 9/6/2014 | Jarrian Roberts | SMU | 31 yd fumble | 3:52, 2nd |
| 9/20/2014 | James Jones | Nicholls State | 33 yd INT | 14:08, 2nd |
| 9/20/2014 | Zac Whitfield | Nicholls State | 98 yd INT | 14:03, 4th |
| 10/31/2015 | Kishawn McClain | UTSA | 45 yd fumble | 5:58, 3rd |
| 11/28/2015 | Cortney Finney | UTEP | 13 yd fumble | 2:48, 3rd |
| 10/8/2016 | Eric Jenkins | Marshall | 52 yd INT | 2:35, 4th |
| 10/22/2016 | Eric Jenkins | at Army | 34 yd INT | 4:57, 1st |
| 12/16/2017 | Colton McDonald | vs. Troy | 56 yd fumble | 5:49, 2nd |
| 9/1/2018 | Kemon Hall | SMU | 36 yd INT | 5:37, 1st |
| 9/15/2018 | Kemon Hall | at Arkansas | 24 yd INT | 7:42, 4th |
| 11/6/2021 | Grayson Murphy | at Southern Miss | 37 yd fumble | 4:44, 3rd |
| 11/6/2021 | KD Davis | at Southern Miss | 43 yd fumble | 3:44, 4th |
| 10/1/2022 | Ridge Texada | FAU | 58 yd INT | 9:22, 2nd |

UNT'S SAFETIES (16)

| | | | | |
|------------|-----------------|----------------|--------|------------|
| 9/1/2001 | TEAM | TCU | Safety | 8:39, 2nd |
| 11/17/2001 | TEAM | at Idaho | Safety | 0:00, 3rd |
| 12/1/2001 | TEAM | at Troy | Safety | 4:02, 4th |
| 9/27/2003 | Brandon Kennedy | Louisiana | Safety | 5:22, 1st |
| 9/27/2003 | TEAM | Louisiana | Safety | 13:40, 3rd |
| 9/27/2003 | TEAM | Louisiana | Safety | 10:50, 3rd |
| 11/15/2003 | Brandon Kennedy | Arkansas State | Safety | 9:57, 2nd |
| 10/23/2004 | Michael Pruitt | New Mexico St. | Safety | 5:23, 1st |
| 9/17/2005 | TEAM | Tulsa | Safety | 00:13, 1st |
| 10/7/2006 | TEAM | FIU | Safety | 8:16, 1st |
| 11/11/2006 | TEAM | Louisiana | Safety | 1:27, 3rd |
| 10/31/2009 | Eddrick Gilmore | WKU | Safety | 4:46, 4th |
| 9/1/2011 | Terell Brooks | at FIU | Safety | 0:40, 4th |
| 11/3/2012 | TEAM | Arkansas State | Safety | 15:00, 1st |
| 10/31/2013 | TEAM | Rice | Safety | 1:17, 1st |
| 11/19/2016 | TEAM | Southern Miss | Safety | 3:08, 4th |

UNT'S BLOCKED KICK TOUCHDOWNS (12)

| | | | | |
|------------|--------------------|------------------|------------------|------------|
| 10/4/1997 | Phillip Littlejohn | Idaho | 66 yd FG block | |
| 10/14/2000 | Don McGree | Utah State | 37 yd punt block | 3:17, 4th |
| 10/30/2003 | Patrick Cobbs | Troy | 8 yd punt block | 13:37, 3rd |
| 11/12/2005 | Brandon Jackson | Florida Atlantic | 2 yd punt block | 5:19, 3rd |
| 9/9/2006 | Evan Robertson | SMU | 0 yd punt block | 13:30, 1st |
| 11/24/2007 | Chris Neal | WKU | 5 yd punt block | 6:13, 2nd |
| 12/3/2011 | Julian Herron | Middle Tennessee | 3 yd punt block | 4:01, 3rd |
| 9/22/2013 | Zac Whitfield | at Georgia | 0 yd punt block | 14:17, 3rd |
| 11/9/2013 | Darvin Kidsy | UTEP | 0 yd punt block | 0:14, 1st |
| 11/30/2013 | Jarrian Roberts | at Tulsa | 8 yd punt block | 4:52, 2nd |
| 9/10/2016 | Andrew Tucker | Bethune-Cookman | 1 yd punt block | 10:38, 3rd |
| 10/28/2017 | Evan Johnson | Old Dominion | 40 yd punt block | 11:57, 2nd |
| 10/19/2019 | Dominique Harrison | Middle Tennessee | 20 yd punt block | 3:42, 2nd |

UNT'S KICK/PUNT RETURN TOUCHDOWNS (14)

| | | | | |
|------------|--------------------|----------------|-------------|------------|
| 11/10/2001 | Ty Jackson | Louisiana | 50 yd punt | 14:40, 4th |
| 10/30/2004 | Johnny Quinn | ULM | 85 yd punt | 6:57, 1st |
| 11/20/2010 | Brelan Chancellor | at ULM | 91 yd kick | 3:37, 2nd |
| 11/27/2010 | Brelan Chancellor | K-State | 93 yd kick | 0:00, 3rd |
| 9/22/2013 | Brelan Chancellor | at Georgia | 99 yd kick | 7:12, 2nd |
| 10/31/2013 | Brelan Chancellor | Rice | 65 yd punt | 3:26, 2nd |
| 9/20/2014 | Darvin Kidsy | Nicholls State | 75 yd punt | 13:43, 3rd |
| 10/25/2014 | Darvin Kidsy | at Rice | 100 yd kick | 3:11, 1st |
| 11/28/2015 | Tre Johnson | UTEP | 53 yd punt | 7:23, 3rd |
| 11/25/2017 | Jaelon Darden | at Rice | 81 yd punt | 9:35, 2nd |
| 9/1/2018 | DeAndre Torrey | SMU | 96 yd kick | 1:28, 4th |
| 9/15/2018 | Keegan Brewer | at Arkansas | 90 yd punt | 6:49, 1st |
| 8/31/2019 | Deion Hair-Griffin | ACU | 96 yd kick | 1:01, 2nd |
| 9/17/2022 | Kaylon Horton | at UNLV | 99 yd kick | 11:21, 1st |



TEAM SEASON HIGHS

RUSHING

ATTEMPTS

| | | |
|-----|-----|------|
| 1. | 639 | 2021 |
| 2. | 609 | 1951 |
| 3. | 587 | 2002 |
| 4. | 577 | 1980 |
| 5. | 576 | 1978 |
| 6. | 561 | 2003 |
| 7. | 558 | 1961 |
| 8. | 556 | 1983 |
| 9. | 549 | 2013 |
| 10. | 537 | 1986 |
| | 537 | 1985 |

YARDS

| | | |
|-----|-------|------|
| 1. | 3,079 | 1951 |
| 2. | 3,035 | 2021 |
| 3. | 2,908 | 1959 |
| 4. | 2,798 | 2022 |
| 5. | 2,593 | 1952 |
| 6. | 2,512 | 1953 |
| 7. | 2,426 | 2010 |
| 8. | 2,372 | 2002 |
| 9. | 2,366 | 1980 |
| 10. | 2,349 | 2013 |

YARDS PER ATTEMPT

(SINCE 2001)

| | | |
|----|-----|------|
| 1. | 5.3 | 2009 |
| 2. | 5.2 | 2022 |
| 3. | 5.2 | 2020 |
| 4. | 5.0 | 2010 |
| 5. | 4.8 | 2021 |
| 6. | 4.6 | 2004 |
| 7. | 4.5 | 2017 |
| 8. | 4.4 | 2015 |
| 9. | 4.3 | 2018 |
| | 4.3 | 2012 |
| | 4.3 | 2013 |

YARDS PER GAME

| | | |
|-----|-------|------|
| 1. | 290.8 | 1959 |
| 2. | 279.9 | 1951 |
| 3. | 259.3 | 1952 |
| 4. | 251.2 | 1953 |
| 5. | 234.4 | 1986 |
| 6. | 233.4 | 2021 |
| 7. | 230.8 | 1957 |
| 8. | 230.2 | 2020 |
| 9. | 215.0 | 1980 |
| 10. | 210.9 | 1961 |

TOUCHDOWNS

| | | |
|----|----|------|
| 1. | 33 | 1951 |
| 2. | 32 | 2021 |
| 3. | 31 | 2013 |
| 4. | 28 | 2003 |
| | 28 | 2017 |
| 6. | 27 | 2009 |
| 7. | 25 | 2018 |
| 8. | 24 | 2016 |
| | 24 | 1977 |
| | 24 | 2022 |

PASSING

YARDS

(SINCE 2001)

| | | |
|-----|-------|------|
| 1. | 4,086 | 2017 |
| 2. | 3,988 | 2018 |
| 3. | 3,667 | 2022 |
| 4. | 3,476 | 2007 |
| 5. | 3,400 | 2019 |
| 6. | 2,987 | 2013 |
| 7. | 2,830 | 2020 |
| 8. | 2,828 | 2008 |
| 9. | 2,708 | 2016 |
| 10. | 2,681 | 2009 |

YARDS PER GAME

| | | |
|----|-------|------|
| 1. | 306.8 | 2018 |
| 2. | 294.4 | 1969 |
| 3. | 292.5 | 1994 |
| 4. | 291.9 | 2017 |
| 5. | 289.7 | 2007 |

ATTEMPTS

| | | |
|----|-----|------|
| 1. | 553 | 2007 |
| 2. | 520 | 2017 |
| 3. | 504 | 2018 |
| 4. | 493 | 2008 |
| 5. | 454 | 2019 |
| | 454 | 1982 |

COMPLETIONS

| | | |
|----|-----|------|
| 1. | 330 | 2007 |
| 2. | 328 | 2017 |
| 3. | 321 | 2018 |
| 4. | 309 | 2008 |
| 5. | 283 | 2019 |

COMPLETION PERCENTAGE

(SINCE 2001)

| | | |
|-----|------|------|
| 1. | 67.1 | 2009 |
| 2. | 64.9 | 2013 |
| 3. | 63.7 | 2018 |
| 4. | 63.1 | 2017 |
| 5. | 62.3 | 2019 |
| 6. | 61.9 | 2008 |
| 7. | 59.7 | 2007 |
| 8. | 58.1 | 2016 |
| 9. | 57.6 | 2010 |
| 10. | 57.3 | 2011 |

TOUCHDOWNS

| | | |
|----|----|------|
| 1. | 34 | 2022 |
| 2. | 33 | 2019 |
| 3. | 32 | 2017 |
| 4. | 28 | 2018 |
| | 28 | 2020 |
| 6. | 27 | 1994 |
| 7. | 25 | 1966 |
| | 25 | 1967 |
| | 25 | 1968 |
| | 25 | 1969 |

TOTAL OFFENSE

TOTAL PLAYS

| | | |
|----|-------|------|
| 1. | 1,037 | 2017 |
| 2. | 1,033 | 2021 |
| 3. | 968 | 2022 |
| 4. | 966 | 2018 |
| 5. | 951 | 2013 |

TOTAL YARDS

| | | |
|-----|-------|------|
| 1. | 6,465 | 2022 |
| 2. | 6,366 | 2017 |
| 3. | 5,987 | 2018 |
| 4. | 5,597 | 2021 |
| 5. | 5,336 | 2013 |
| 6. | 5,132 | 2020 |
| 7. | 5,023 | 2019 |
| 8. | 4,904 | 2009 |
| 9. | 4,901 | 2007 |
| 10. | 4,845 | 1951 |

FIRST DOWNS

(SINCE 2001)

| | | |
|-----|-----|------|
| 1. | 340 | 2017 |
| 2. | 321 | 2018 |
| 3. | 307 | 2022 |
| 4. | 300 | 2021 |
| 5. | 279 | 2013 |
| 6. | 258 | 2007 |
| 7. | 253 | 2019 |
| 8. | 249 | 2009 |
| 9. | 248 | 2020 |
| 10. | 247 | 2008 |

YARDS PER PLAY

(SINCE 2001)

| | | |
|-----|-----|------|
| 1. | 6.7 | 2022 |
| 2. | 6.6 | 2020 |
| 3. | 6.2 | 2018 |
| | 6.2 | 2017 |
| 5. | 5.9 | 2019 |
| | 5.9 | 2009 |
| 7. | 5.6 | 2004 |
| | 5.6 | 2010 |
| | 5.6 | 2013 |
| 10. | 5.5 | 2021 |
| | 5.5 | 2012 |

YARDS PER GAME

| | | |
|----|-------|------|
| 1. | 513.2 | 2020 |
| 2. | 461.8 | 2022 |
| 3. | 460.5 | 2018 |
| 4. | 454.7 | 2017 |
| 5. | 430.5 | 2021 |

PUNTING

PUNTS

(SINCE 2001)

| | | |
|-----|----|------|
| 1. | 88 | 2002 |
| 2. | 81 | 2000 |
| 3. | 77 | 2005 |
| 4. | 76 | 2015 |
| 5. | 75 | 2004 |
| 6. | 74 | 2003 |
| | 74 | 2011 |
| 8. | 73 | 2016 |
| | 73 | 2014 |
| 10. | 70 | 2008 |

YARDS PER PUNT

(SINCE 2001)

| | | |
|-----|------|------|
| 1. | 43.9 | 2021 |
| 2. | 43.5 | 2011 |
| 3. | 43.4 | 2019 |
| | 43.4 | 2020 |
| 5. | 43.2 | 2014 |
| 6. | 43.1 | 2016 |
| 7. | 42.3 | 2018 |
| 8. | 42.1 | 2015 |
| 9. | 41.8 | 2008 |
| 10. | 41.7 | 2002 |

DEFENSE

INTERCEPTIONS

| | | |
|----|----|------|
| 1. | 32 | 1969 |
| 2. | 28 | 1967 |
| | 28 | 1978 |
| 4. | 26 | 1970 |
| 5. | 25 | 1968 |

SACKS

(SINCE 2001)

| | | |
|----|----|------|
| 1. | 38 | 2021 |
| | 38 | 2013 |
| 3. | 34 | 2018 |
| | 34 | 2014 |
| 5. | 27 | 2011 |
| | 27 | 2022 |
| 7. | 26 | 2019 |
| | 26 | 2016 |
| 9. | 22 | 2020 |
| | 22 | 2017 |

TACKLES FOR LOSS

(SINCE 2001)

| | | |
|-----|----|------|
| 1. | 97 | 2018 |
| 2. | 88 | 2021 |
| 3. | 79 | 2013 |
| 4. | 75 | 2017 |
| 5. | 74 | 2019 |
| 6. | 73 | 2016 |
| 7. | 70 | 2014 |
| 8. | 65 | 2011 |
| 9. | 64 | 2015 |
| 10. | 63 | 2022 |

RECORDS



TEAM GAME HIGHS

SCORING

POINTS

| | PTS | OPPONENT | YEAR |
|-----|-----|---------------------|------|
| 1. | 97 | Decatur Baptist | 1929 |
| 2. | 87 | Dallas University | 1919 |
| 3. | 79 | Arkansas-Monticello | 1940 |
| 4. | 77 | Nicholls State | 2014 |
| 5. | 76 | SW Oklahoma | 1950 |
| 6. | 75 | Decatur Baptist | 1915 |
| 7. | 68 | Youngstown State | 1957 |
| | 68 | Western Kentucky | 2009 |
| 9. | 63 | Drake | 1976 |
| | 63 | Nicholls State | 1993 |
| 11. | 62 | Navy | 2007 |
| | 62 | Sul Ross State | 1951 |
| | 62 | Fresno State | 1951 |
| | 62 | Emporia State | 1955 |

POINTS PER GAME

| | PPG | YEAR |
|-----|------|------|
| 1. | 36.2 | 1951 |
| 2. | 35.5 | 2017 |
| 3. | 34.6 | 2018 |
| 4. | 33.8 | 2022 |
| 5. | 31.8 | 2020 |
| 6. | 31.8 | 2013 |
| 7. | 31.6 | 1969 |
| 8. | 30.6 | 2019 |
| 9. | 30.5 | 1977 |
| 10. | 29.8 | 1993 |

POINTS ALLOWED

| | PTS | OPPONENT | YEAR |
|-----|-----|----------------|------|
| 1. | 79 | Oklahoma | 2007 |
| 2. | 77 | Rice | 2008 |
| 3. | 74 | Navy | 2007 |
| 4. | 69 | FAU | 2017 |
| 5. | 66 | Portland State | 2015 |
| | 66 | Arkansas | 2007 |
| 7. | 65 | SMU | 2020 |
| | 65 | Texas | 2004 |
| | 65 | Nevada | 1997 |
| 10. | 62 | Iowa | 2015 |
| 11. | 61 | UTEP | 1965 |
| | 61 | Oklahoma State | 1975 |
| 13. | 60 | Arkansas | 1971 |
| 14. | 59 | Boise State | 2000 |
| | 59 | Louisiana | 2008 |

MARGIN OF VICTORY

| | MARGIN | SCORE | OPPONENT | YEAR |
|----|--------|-------|---------------------|------|
| 1. | +97 | 97-0 | Decatur Baptist | 1929 |
| 2. | +86 | 86-0 | Randolph Field | 1948 |
| 3. | +81 | 87-6 | Dallas University | 1919 |
| 4. | +79 | 79-0 | Arkansas-Monticello | 1940 |
| 5. | +74 | 77-3 | Nicholls State | 2014 |
| 6. | +70 | 76-6 | SW Oklahoma | 1950 |
| 7. | +62 | 62-0 | Fresno State | 1951 |
| 8. | +61 | 61-0 | Midwestern | 1951 |
| 9. | +60 | 60-0 | Arkansas A&M | 1941 |
| | +60 | 62-2 | Drake | 1959 |

MARGIN OF DEFEAT

| | MARGIN | SCORE | OPPONENT | YEAR |
|-----|--------|-------|----------------|------|
| 1. | -72 | 72-0 | Nevada | 1991 |
| 2. | -69 | 79-10 | Oklahoma | 2007 |
| 3. | -68 | 68-0 | SMU | 1927 |
| 4. | -66 | 66-0 | SMU | 1922 |
| 5. | -65 | 65-0 | Texas | 2004 |
| 6. | -62 | 76-14 | Nebraska | 1993 |
| 7. | -59 | 59-0 | Boise State | 2000 |
| | -59 | 66-7 | Arkansas | 2007 |
| | -59 | 66-7 | Portland State | 2015 |
| 10. | -57 | 77-20 | Rice | 2008 |

MOST POINTS COMBINED

| | TOTAL | SCORE | OPPONENT | YEAR |
|-----|-------|----------|-------------------|------|
| 1. | 136 | L, 74-62 | Navy | 2007 |
| 2. | 117 | W, 68-49 | Western Kentucky | 2009 |
| 3. | 101 | W, 52-49 | Army | 2017 |
| 4. | 100 | L, 69-31 | FAU | 2017 |
| | 100 | L, 65-35 | SMU | 2020 |
| 6. | 99 | W, 51-48 | Utah State | 1997 |
| 7. | 97 | W, 97-0 | Decatur Baptist | 1929 |
| | 97 | L, 77-20 | Rice | 2008 |
| 9. | 93 | W, 87-6 | Dallas University | 1919 |
| 10. | 92 | L, 61-31 | ULM | 1993 |



TEAM GAME HIGHS

300-YARD RUSHING GAMES

TOP-11 SINCE 1950, 12-26 SINCE 2001*

| | YDS | OPPONENT | YEAR |
|-----|-----|------------------------|------|
| 1. | 475 | LA Tech | 2022 |
| 2. | 464 | North Dakota State | 1952 |
| | 464 | Middle Tennessee State | 2011 |
| 4. | 462 | Middle Tennessee State | 2020 |
| 5. | 436 | Lamar | 2017 |
| 6. | 414 | UTEP | 1979 |
| 7. | 387 | Arkansas-Monticello | 1940 |
| 8. | 380 | UTEP | 1978 |
| 9. | 377 | Tulsa | 2013 |
| 10. | 375 | UTEP | 1979 |
| 11. | 370 | BYU | 1961 |
| | 370 | FIU | 2021 |
| 13. | 360 | Houston Baptist | 2020 |
| 14. | 352 | Texas Southern | 2012 |
| 15. | 348 | Texas Southern | 2022 |
| 16. | 346 | Liberty | 2018 |
| 17. | 345 | Northwestern State | 2021 |
| 18. | 340 | UTSA | 2021 |
| 19. | 337 | Arkansas State | 2003 |
| 20. | 334 | Idaho | 2004 |
| 21. | 329 | Bethune-Cookman | 2016 |
| 22. | 327 | Baylor | 2003 |
| 23. | 324 | Nicholls State | 2014 |
| 24. | 322 | Louisiana-Monroe | 2002 |
| 25. | 321 | Western Kentucky | 2009 |
| | 321 | Southern Miss | 2021 |
| 27. | 317 | UTEP | 2013 |
| 28. | 311 | Western Kentucky | 2010 |
| 29. | 303 | Middle Tennessee State | 2013 |
| 30. | 300 | Florida Atlantic | 2022 |

PASSING

300-YARD GAMES

| | YDS | OPPONENT | YEAR |
|--|-----|------------------------|------|
| | 601 | SMU | 2007 |
| | 524 | Louisiana | 1969 |
| | 486 | Stephen F. Austin | 1994 |
| | 478 | Navy | 2007 |
| | 461 | SMU | 2018 |
| | 454 | Incarname Word | 2018 |
| | 433 | Cincinnati | 1968 |
| | 424 | SMU | 2017 |
| | 422 | UNLV | 1995 |
| | 419 | Texas | 1988 |
| | 414 | FIU | 2022 |
| | 404 | Idaho | 2013 |
| | 398 | Southern Illinois | 1966 |
| | 394 | Charlotte | 2019 |
| | 386 | Army | 2017 |
| | 384 | SMU | 2021 |
| | 383 | Louisiana | 2007 |
| | 383 | Abilene Christian | 2019 |
| | 382 | Charlotte | 2020 |
| | 381 | Wichita State | 1969 |
| | 377 | Utah State | 1997 |
| | 377 | Tulsa | 1982 |
| | 376 | UTEP | 1968 |
| | 375 | Middle Tennessee State | 2019 |
| | 373 | Cincinnati | 1969 |
| | 371 | Memphis | 2022 |
| | 370 | San Diego State | 1971 |
| | 366 | Southern Miss | 2017 |
| | 364 | Oklahoma State | 1994 |
| | 362 | UL-Monroe | 2008 |
| | 361 | Houston Baptist | 2020 |
| | 361 | Louisiana | 2008 |
| | 360 | Houston | 2019 |
| | 356 | FAU | 2017 |
| | 354 | UTSA | 2017 |
| | 345 | Western Kentucky | 2022 |
| | 342 | Cincinnati | 1970 |
| | 339 | Southern Miss | 2020 |
| | 339 | UT-Chattanooga | 1966 |
| | 336 | UAB | 2018 |
| | 333 | Rice | 2018 |
| | 332 | UTEP | 2019 |
| | 332 | UL-Monroe | 2011 |
| | 331 | Troy | 2011 |
| | 326 | Tulane | 2013 |
| | 325 | UTSA | 2022 |
| | 323 | UL-Monroe | 2012 |
| | 323 | NE Louisiana | 1993 |
| | 322 | Arkansas State | 1988 |
| | 320 | UTSA | 2018 |
| | 319 | Nicholls State | 1994 |
| | 316 | Arkansas State | 2012 |
| | 314 | FIU | 2009 |
| | 314 | Army | 2016 |
| | 313 | Middle Tennessee State | 2009 |
| | 311 | SMU | 2016 |
| | 309 | Old Dominion | 2017 |
| | 309 | FIU | 2008 |
| | 308 | Cincinnati | 1967 |
| | 307 | Arkansas | 1965 |
| | 306 | Middle Tennessee State | 2020 |
| | 305 | SMU | 2020 |
| | 305 | Missouri | 2021 |
| | 305 | UNLV | 2022 |
| | 303 | FAU | 2018 |
| | 303 | Troy | 2017 |
| | 303 | Middle Tennessee State | 2016 |
| | 303 | Rice | 2015 |
| | 302 | UTEP | 2020 |
| | 301 | FAU | 2007 |
| | 300 | Southern Miss | 2013 |

TOTAL OFFENSE

500-YARD GAMES

| | YDS | OPPONENT | YEAR |
|--|-----|------------------------|------|
| | 768 | Middle Tennessee State | 2020 |
| | 721 | Houston Baptist | 2020 |
| | 671 | LA Tech | 2022 |
| | 668 | Lamar | 2017 |
| | 635 | Navy | 2007 |
| | 623 | FIU | 2022 |
| | 613 | SMU | 2007 |
| | 607 | Incarname Word | 2018 |
| | 607 | Texas Southern | 2022 |
| | 603 | FIU | 2021 |
| | 591 | Idaho | 2013 |
| | 583 | Western Kentucky | 2009 |
| | 579 | Louisiana | 1969 |
| | 579 | Cincinnati | 1968 |
| | 575 | Abilene Christian | 2019 |
| | 550 | Tulsa | 2013 |
| | 548 | UAB | 2017 |
| | 541 | Western Kentucky | 2022 |
| | 540 | Southern Miss | 2017 |
| | 539 | Charlotte | 2019 |
| | 537 | Southern Miss | 2021 |
| | 533 | SMU | 2021 |
| | 531 | Liberty | 2018 |
| | 529 | SMU | 2018 |
| | 529 | Southern Miss | 2013 |
| | 528 | Louisiana | 2008 |
| | 527 | Louisiana | 2007 |
| | 527 | Northwestern State | 2021 |
| | 526 | Nicholls State | 2014 |
| | 524 | Louisiana | 2012 |
| | 522 | Arkansas State | 2003 |
| | 517 | SMU | 2020 |
| | 516 | FAU | 2009 |
| | 516 | UTSA | 2018 |
| | 513 | FIU | 2009 |
| | 512 | Ball State | 2009 |
| | 511 | FAU | 2018 |
| | 507 | Colorado | 2004 |
| | 507 | Middle Tennessee State | 2019 |
| | 506 | UTSA | 2019 |
| | 505 | Ball State | 2013 |
| | 503 | Troy | 2011 |
| | 502 | Idaho | 2004 |



OPPONENT GAME RECORDS

TEAM (SINCE 2001)

RUSHING

ATTEMPTS

74 — Army, 2016 [480 yards]

YARDS

572 — Navy, 2007 [57 att.]

TOUCHDOWNS

8 — Navy, 2007 [57 att.]

PASSING

ATTEMPTS

67 — Louisiana, 2001 [35 comp.]

COMPLETIONS

41 — Troy, 2008 [51 att.]

YARDS

563 — Houston, 2011 [39-of-59]

TOUCHDOWNS

6 — Tulsa, 2008; Rice, 2008

TOTAL OFFENSE

TOTAL PLAYS

100 — Rice, 2016 [491 yards]

YARDS

804 — FAU, 2017 [83 att.]

FIRST DOWNS

37 — FAU, 2017; LA Tech, 2019

SCORING

POINTS

79 — Oklahoma, 2007

MISCELLANEOUS

PENALTIES

17 — South Florida, 2002 [137 yards]

PENALTY YARDS

140 — UL-Monroe, 2008 [14 penalties]

FUMBLES

6 — FIU, 2005

FUMBLES LOST

6 — FIU, 2005

INTERCEPTIONS THROWN

6 — Arkansas, 2018



CONFERENCE/NCAA LEADERS

CONFERENCE INDIVIDUAL LEADERS

RECEPTIONS

| | | |
|------|-----------------------------|-----|
| 1994 | David Brown - Southland | 63 |
| 2007 | Casey Fitzgerald - Sun Belt | 111 |
| 2008 | Casey Fitzgerald - Sun Belt | 113 |
| 2020 | Jaelon Darden - CUSA | 74 |

RECEIVING YARDS

| | | |
|------|-------------------------------|-------|
| 1969 | Barry Moore - Missouri Valley | 1,130 |
| 1970 | Ret Little - Missouri Valley | 733 |
| 1972 | David Yaege - Missouri Valley | 738 |
| 1994 | David Brown - Southland | 977 |
| 2007 | Casey Fitzgerald - Sun Belt | 1,322 |
| 2008 | Casey Fitzgerald - Sun Belt | 1,119 |
| 2020 | Jaelon Darden - CUSA | 1,190 |

RUSHING YARDS

| | | |
|------|-------------------------------|-------|
| 1957 | Abner Hayes - Missouri Valley | 639 |
| 1961 | Bobby Smith - Missouri Valley | 541 |
| 1962 | Dwain Bean - Missouri Valley | 657 |
| 1963 | Dwain Bean - Missouri Valley | 541 |
| 1968 | Leo Taylor - Missouri Valley | 1,017 |
| 2003 | Patrick Cobbs - Sun Belt | 1,680 |
| 2004 | Jamario Thomas - Sun Belt | 1,801 |
| 2005 | Patrick Cobbs - Sun Belt | 1,154 |

PASSING YARDS

| | | |
|------|--------------------------------|-------|
| 1957 | Ray Toole - Missouri Valley | 367 |
| 1967 | Steve Ramsey - Missouri Valley | 1,732 |
| 1969 | Steve Ramsey - Missouri Valley | 2,828 |
| 1970 | Joe Milton - Missouri Valley | 1,825 |
| 1988 | Scott Davis - Southland | 2,409 |
| 1990 | Scott Davis - Southland | 2,193 |
| 1994 | Mitch Maher - Southland | 2,840 |
| 2017 | Mason Fine - CUSA | 4,069 |
| 2018 | Mason Fine - CUSA | 3,813 |

PASSING YARDS PER COMPLETION

| | | |
|------|---------------------|-------|
| 2022 | Austin Aune - CUSA* | 15.29 |
|------|---------------------|-------|

TOTAL OFFENSE

| | | |
|------|--------------------------------|-------|
| 1957 | Ray Toole - Missouri Valley | 683 |
| 1967 | Steve Ramsey - Missouri Valley | 1,564 |
| 1969 | Steve Ramsey - Missouri Valley | 2,637 |
| 1970 | Joe Milton - Missouri Valley | 2,038 |
| 1988 | Scott Davis - Southland | 2,848 |
| 1990 | Scott Davis - Southland | 2,193 |
| 1994 | Mitch Maher - Southland | 3,190 |
| 2017 | Mason Fine - CUSA | 4,069 |
| 2018 | Mason Fine - CUSA | 3,813 |

SCORING

| | | |
|------|-------------------------------|-----|
| 1957 | David Lott - Missouri Valley | 42 |
| 1961 | Bobby Smith - Missouri Valley | 42 |
| 1966 | John Love - Missouri Valley | 88 |
| 1988 | Keith Chapman - Southland | 94 |
| 2003 | Patrick Cobbs - Sun Belt | 126 |
| 2004 | Jamario Thomas - Sun Belt | 102 |
| 2009 | Lance Dunbar - Sun Belt | 114 |
| 2010 | Lance Dunbar - Sun Belt | 96 |
| 2020 | Jaelon Darden - CUSA | 114 |

TACKLES

| | | |
|------|----------------------------|-----|
| 2010 | Craig Robertson - Sun Belt | 133 |
| 2021 | KD Davis - CUSA | 121 |
| 2022 | KD Davis - CUSA | 138 |

INTERCEPTIONS

| | | |
|------|---------------------------------|---|
| 1957 | Ray Toole - Missouri Valley | 7 |
| 1967 | James Russell - Missouri Valley | 7 |
| 1971 | David Yaege - Missouri Valley | 7 |
| 2000 | Brad Kassell - Big West | 4 |
| 2000 | Don McGee - Big West | 4 |
| 2001 | Jonas Buckles - Sun Belt | 5 |
| 2018 | Nate Brooks - CUSA | 6 |

SACKS

| | | |
|------|----------------------------|------|
| 2002 | Brandon Kennedy - Sun Belt | 10.0 |
| 2003 | Brandon Kennedy - Sun Belt | 6.0 |
| 2013 | Aaron Bellazin - Sun Belt | 9.0 |

TACKLES FOR LOSS

| | | |
|------|-----------------------------|----|
| 2002 | Brandon Kennedy - Sun Belt | 25 |
| 2003 | Brandon Kennedy - Sun Belt | 20 |
| 2007 | Jeremiah Chapman - Sun Belt | 17 |

PASSES DEFENDED PER GAME

| | | |
|------|-------------------|------|
| 2018 | Kemon Hall - CUSA | 1.73 |
|------|-------------------|------|

PUNT RETURN YARDS

| | | |
|------|-------------------------------|------|
| 1957 | Abner Hayes - Missouri Valley | 39.3 |
| 2013 | Brelan Chancellor - CUSA | 16.1 |

KICKOFF RETURN YARDS

| | | |
|------|------------------------------|------|
| 1970 | Ken Fontno - Missouri Valley | 21.8 |
| 1998 | Broderick McGrew - Big West | 32.6 |

PUNTING AVERAGE

| | | |
|------|---------------------------------|------|
| 1964 | Carl Lockhart - Missouri Valley | 39.6 |
| 1967 | James Russell - Missouri Valley | 40.8 |
| 1971 | David Yaege - Missouri Valley | 41.2 |
| 1996 | Toby Gowin - Big West | 44.3 |
| 1997 | John Baker - Big West | 47.2 |
| 2002 | Brad Kadlubar - Sun Belt | 42.6 |
| 2008 | Truman Spencer - Sun Belt | 42.4 |
| 2011 | Will Atterberry - Sun Belt | 43.5 |

FIELD GOALS PER GAME

| | | |
|------|----------------------|------|
| 2010 | Zach Olen - Sun Belt | 1.44 |
|------|----------------------|------|

* - LED ALL NCAA FBS PLAYERS

CONFERENCE TEAM LEADERS

RUSHING YARDS

| | |
|------|-------|
| 1961 | 210.1 |
| 2004 | 186.4 |
| 2010 | 202.2 |
| 2020 | 230.2 |
| 2021 | 234.1 |

PASSING YARDS

| | |
|------|-------|
| 1969 | 294.4 |
| 1988 | 230.0 |
| 1994 | 268.6 |
| 2018 | 306.8 |
| 2020 | 283.0 |

TOTAL OFFENSE

| | |
|------|-------|
| 1969 | 421.0 |
| 1994 | 392.8 |
| 2020 | 513.2 |

SCORING OFFENSE

| | |
|------|------|
| 1994 | 29.4 |
| 2004 | 25.8 |
| 2018 | 34.6 |
| 2020 | 34.4 |

SACKS ALLOWED PER GAME

| | |
|------|------|
| 2022 | 0.79 |
|------|------|

KICKOFF RETURNS

| | |
|------|------|
| 2002 | 22.5 |
| 2009 | 22.3 |

PUNT RETURNS

| | |
|------|------|
| 2017 | 10.4 |
|------|------|

RUSHING DEFENSE

| | |
|------|-------|
| 1969 | 122.4 |
| 2001 | 127.5 |
| 2002 | 118.9 |
| 2003 | 104.7 |

PASSING DEFENSE

| | |
|------|-------|
| 2002 | 171.7 |
| 2009 | 216.8 |

TOTAL DEFENSE

| | |
|------|-------|
| 1969 | 309.9 |
| 2001 | 354.4 |
| 2002 | 290.6 |
| 2003 | 317.2 |

SCORING DEFENSE

| | |
|------|------|
| 1969 | 17.4 |
| 1983 | 10.6 |
| 2001 | 22.5 |
| 2002 | 14.8 |
| 2003 | 21.9 |
| 2013 | 17.8 |

NET PUNTING

| | |
|------|------|
| 2002 | 37.2 |
| 2003 | 36.6 |
| 2006 | 38.0 |
| 2011 | 39.9 |



BOWL GAME RECORDS

NORTH TEXAS TEAM SUPERLATIVES

| | | |
|------------------------------|-----|--|
| Points Scored | 36 | 2014 Heart of Dallas Bowl |
| First Downs | 23 | 2022 Frisco Bowl |
| Rushing Plays | 58 | 1959 Sun Bowl |
| Net Rushing Yards | 192 | 2002 New Orleans Bowl |
| Passes Attempted | 54 | 2017 New Orleans Bowl |
| Passes Completed | 30 | 2017 New Orleans Bowl |
| Had Intercepted | 4 | 2018 New Mexico Bowl |
| Net Passing Yards | 314 | 2016 Heart of Dallas Bowl |
| Total Offensive Yards | 435 | 2022 Frisco Bowl |
| Fumbles | 8 | 1959 Sun Bowl |
| Fumbles Lost | 6 | 1959 Sun Bowl |
| Penalties | 10 | 2002 New Orleans Bowl; 2001 New Orleans Bowl |
| Penalty Yards | 92 | 2002 New Orleans Bowl |

NORTH TEXAS INDIVIDUAL SUPERLATIVES

| | | |
|--------------------------|-----|---|
| Rushing Attempts | 29 | Jamario Thomas, 2004 New Orleans Bowl |
| Net Rushing Yards | 130 | Kevin Galbreath, 2002 New Orleans Bowl |
| Rushing TDs | 2 | Ikaika Ragsdale, 2022; Brelan Chancellor, 2014; Patrick Cobbs, 2003 |
| Pass Attempts | 54 | Mason Fine, 2017 New Orleans Bowl |
| Pass Completions | 30 | Mason Fine, 2017 New Orleans Bowl |
| Had Intercepted | 3 | Quinn Shanbour, 2018 New Mexico Bowl |
| Passing Yards | 304 | Alec Morris, 2016 Heart of Dallas Bowl |
| Passing TDs | 3 | Mason Fine, 2017; Alec Morris, 2016 |
| Receptions | 8 | Turner Smiley, 2016; Johnny Quinn, 2004 |
| Receiving Yards | 103 | Jalen Guyton, 2018 New Mexico Bowl |
| TD Receptions | 2 | Loranzo Thompson, 2020 Myrtle Beach Bowl |

OPPONENT TEAM SUPERLATIVES

| | | |
|------------------------------|-----|---|
| Points Scored | 56 | by Appalachian State; 2020 Myrtle Beach Bowl |
| First Downs | 27 | by Miami (OH); 2021 Frisco Football Classic |
| Rushing Plays | 74 | by Army; 2016 Heart of Dallas Bowl |
| Net Rushing Yards | 500 | by Appalachian State; 2020 Myrtle Beach Bowl |
| Passes Attempted | 43 | by Utah State; 2018 New Mexico Bowl |
| Passes Completed | 24 | by Troy; 2017 New Orleans Bowl |
| Had Intercepted | 5 | by Cincinnati; 2002 New Orleans Bowl |
| Net Passing Yards | 359 | by Utah State; 2018 New Mexico Bowl |
| Total Offensive Yards | 636 | by Appalachian State; 2020 Myrtle Beach Bowl |
| Fumbles | 4 | by New Mexico State; 1959 Sun Bowl |
| Fumbles Lost | 2 | twice, last by Memphis; 2003 New Orleans Bowl |
| Penalties | 12 | by Appalachian State; 2020 Myrtle Beach Bowl |
| Penalty Yards | 116 | by Appalachian State; 2020 Myrtle Beach Bowl |

OPPONENT INDIVIDUAL SUPERLATIVES

| | | |
|--------------------------|-----|---|
| Rushing Attempts | 28 | Ashton Jeanty (Boise State), 2022 Frisco Bowl |
| Net Rushing Yards | 319 | Cameron Peoples (So. Miss), 2020 Myrtle Beach Bowl |
| Rushing TDs | 5 | Cameron Peoples (So. Miss), 2020 Myrtle Beach Bowl |
| Pass Attempts | 43 | Jordan Love (Utah State), 2018 New Mexico Bowl |
| Pass Completions | 24 | Brandon Silvers (Troy), 2017 New Orleans Bowl |
| Had Intercepted | 5 | Gino Guidugli (Cincinnati), 2002 New Orleans Bowl |
| Passing Yards | 359 | Jordan Love (Utah State), 2018 New Mexico Bowl |
| Passing TDs | 4 | Jordan Love (Utah St), 2018 New Mexico Bowl |
| Receptions | 11 | Brandon Silvers (Troy), 2017 New Orleans Bowl |
| Receiving Yards | 151 | Jalen Green (Utah State), 2018 New Mexico Bowl |
| TD Receptions | 2 | Aaren Vaughns (Utah State), 2018 New Mexico Bowl Damion Willis (Troy), 2017 New Orleans Bowl |



UNT YEARLY STATISTICS

| Year | Total Offense | Rushing Offense | Rushing TDs | Passing Offense | Passing TDs | Total Defense | Rushing Defense | Passing Defense | Offensive | | Defensive | |
|------|------------------|--------------------|----------------|--------------------|----------------|------------------|--------------------|--------------------|-----------|-------|-----------|-------|
| | | | | | | | | | PF | AVG | PA | AVG |
| 1951 | 4,845 | 3,207 | 33 | 1,638 | 17 | 2,617 | 1,795 | 822 | 434 | 36.2 | 132 | 11 |
| 1952 | 3,434 | 2,593 | NA | 841 | 7 | 2,536 | 1,540 | 996 | 276 | 27.6 | 137 | 13.7 |
| 1953 | 3,270 | 2,512 | NA | 1,103 | 4 | 2,513 | 1,816 | 697 | 167 | 16.7 | 167 | 16.7 |
| 1954 | 2,873 | 1,848 | 13 | 1,025 | 10 | 3,037 | 2,111 | 926 | 151 | 15.1 | 176 | 17.6 |
| 1955 | 2,554 | 1,779 | NA | 865 | 9 | 2,714 | 1,961 | 753 | 197 | 19.7 | 159 | 15.9 |
| 1956 | 2,633 | 1,781 | NA | 852 | NA | 2,513 | 1,576 | 937 | 188 | 18.8 | 131 | 13.1 |
| 1957 | 2,969 | 2,308 | NA | 661 | 8 | 2,587 | 1,687 | 900 | 191 | 19.1 | 150 | 15 |
| 1958 | 3,059 | 2,118 | NA | 941 | NA | 2,019 | 1,301 | 718 | 197 | 19.7 | 93 | 9.3 |
| 1959 | 3,713 | 2,908 | NA | 805 | 7 | 1,965 | 1,384 | 581 | 303 | 27.5 | 103 | 9.4 |
| 1960 | 2,198 | 1,392 | 12 | 806 | 3 | 2,412 | 1,670 | 742 | 107 | 11.9 | 208 | 23.1 |
| 1961 | 2,444 | 2,109 | 22 | 335 | 0 | 2,897 | 1,717 | 1,180 | 162 | 16.2 | 206 | 20.6 |
| 1962 | 2,344 | 1,910 | NA | 434 | 4 | 2,999 | 1,443 | 1,556 | 174 | 17.4 | 182 | 18.2 |
| 1963 | 2,157 | 1,735 | 9 | 422 | 6 | 2,855 | 1,718 | 1,137 | 108 | 12 | 195 | 21.7 |
| 1964 | 2,099 | 1,123 | NA | 976 | 6 | 2,597 | 1,244 | 1,353 | 78 | 7.8 | 172 | 17.2 |
| 1965 | 3,062 | 890 | NA | 2,172 | 14 | 4,029 | 1,837 | 2,192 | 181 | 18.1 | 312 | 31.2 |
| 1966 | 3,094 | 499 | NA | 2,595 | 25 | 2,706 | 513 | 2,193 | 298 | 29.8 | 141 | 14.1 |
| 1967 | 2,996 | 984 | NA | 2,012 | 25 | 1,821 | 712 | 1,109 | 278 | 27.8 | 138 | 13.8 |
| 1968 | 3,923 | 1,377 | 10 | 2,546 | 25 | 2,944 | 1,282 | 1,662 | 297 | 29.7 | 184 | 18.4 |
| 1969 | 4,210 | 1,266 | 13 | 2,944 | 25 | 3,099 | 1,224 | 1,875 | 316 | 31.6 | 174 | 17.4 |
| 1970 | 3,008 | 833 | 11 | 2,175 | 9 | 3,167 | 1,852 | 1,315 | 173 | 15.7 | 227 | 20.6 |
| 1971 | 2,513 | 1,125 | NA | 1,388 | 9 | 3,523 | 2,188 | 1,335 | 155 | 14.1 | 321 | 29.2 |
| 1972 | 2,927 | 1,199 | 12 | 1,728 | 7 | 4,342 | 2,339 | 2,003 | 148 | 13.5 | 354 | 32.2 |
| 1973 | 2,800 | 815 | 7 | 1,985 | 11 | 3,615 | 1,710 | 1,905 | 153 | 13.9 | 243 | 22.1 |
| 1974 | 2,935 | 1,692 | 8 | 1,243 | 7 | 3,420 | 1,911 | 1,509 | 134 | 12.2 | 239 | 21.7 |
| 1975 | 2,671 | 1,523 | 15 | 1,148 | 9 | 3,226 | 1,868 | 1,358 | 200 | 18.2 | 210 | 19.1 |
| 1976 | 3,075 | 1,585 | 17 | 1,490 | 11 | 3,174 | 1,896 | 1,278 | 232 | 21.1 | 145 | 13.2 |
| 1977 | 3,921 | 2,012 | 24 | 1,909 | 15 | 3,166 | 1,632 | 1,534 | 305* | 30.5* | 162* | 16.2* |
| 1978 | 3,948 | 2,089 | 20 | 1,859 | 12 | 3,300 | 1,564 | 1,736 | 277 | 25.2 | 150 | 13.6 |
| 1979 | 3,853 | 1,927 | 18 | 1,656 | 6 | 4,188 | 2,553 | 1,635 | 182 | 16.5 | 235 | 21.4 |
| 1980 | 4,221 | 2,366 | 21 | 1,855 | 11 | 3,631 | 1,495 | 2,136 | 268 | 24.4 | 252 | 22.9 |
| 1981 | 2,561 | 727 | 9 | 1,834 | 4 | 3,541 | 1,954 | 1,587 | 111 | 10.1 | 235 | 21.4 |
| 1982 | 3,428 | 800 | 2 | 2,628 | 19 | 4,569 | 2,291 | 2,278 | 179 | 16.3 | 283 | 25.7 |
| 1983 | 3,495 | 1,731 | 16 | 1,764 | 17 | 2,970 | 1,423 | 1,547 | 276 | 23 | 137 | 11.4 |
| 1984 | 2,337 | 1,423 | 5 | 914 | 2 | 3,475 | 1,897 | 1,578 | 86 | 7.8 | 211 | 19.2 |
| 1985 | 2,818 | 1,820 | 10 | 998 | 6 | 3,575 | 1,624 | 1,951 | 150 | 13.6 | 203 | 18.5 |
| 1986 | 3,094 | 2,344 | 21 | 750 | 5 | 3,321 | 1,675 | 1,546 | 222 | 22.2 | 204 | 20.4 |
| 1987 | 3,028 | 1,858 | 15 | 1,170 | 10 | 3,524 | 1,862 | 1,680 | 233 | 20.2 | 247 | 20.6 |
| 1988 | 4,526 | 1,810 | 20 | 2,716 | 14 | 3,782 | 1,887 | 1,895 | 330 | 27.5 | 174 | 14.5 |
| 1989 | 3,452 | 1,433 | 11 | 2,019 | 13 | 3,875 | 1,241 | 2,634 | 217 | 19.7 | 253 | 23 |
| 1990 | 3,647 | 2,091 | 20 | 1,550 | 7 | 3,663 | 1,602 | 2,001 | 223 | 20.3 | 211 | 19.2 |
| 1991 | 2,975 | 1,177 | 5 | 1,615 | 10 | 3,403 | 1,785 | 1,551 | 135 | 12.3 | 327 | 29.7 |
| 1992 | 3,629 | 1,449 | 18 | 2,180 | 11 | 3,545 | 1,683 | 1,892 | 246 | 22.4 | 261 | 23.7 |
| 1993 | 4,031 | 1,413 | 17 | 2,626 | 24 | 4,417 | 2,681 | 1,836 | 328 | 29.8 | 365 | 33.2 |
| 1994 | 4,643 | 1,425 | 15 | 3,218 | 27 | 3,977 | 1,965 | 2,012 | 343 | 28.6 | 261 | 21.8 |
| 1995 | 3,182 | 835 | 7 | 2,347 | 17 | 5,255 | 2,685 | 2,570 | 200 | 18.2 | 424 | 38.5 |
| 1996 | 2,393 | 1,108 | 8 | 1,285 | 6 | 4,294 | 1,753 | 2,541 | 161 | 14.6 | 293 | 26.6 |
| 1997 | 3,395 | 1,463 | 11 | 1,432 | 14 | 4,658 | 2,157 | 2,501 | 232 | 21.1 | 331 | 30.1 |
| 1998 | 2,844 | 1,558 | 10 | 1,286 | 7 | 4,588 | 2,369 | 2,217 | 173 | 15.7 | 297 | 27 |
| 1999 | 2,698 | 1,493 | 5 | 1,205 | 6 | 4,401 | 2,382 | 2,019 | 118 | 10.7 | 291 | 26.5 |
| 2000 | 2,657 | 1,477 | 10 | 1,180 | 7 | 4,177 | 2,011 | 2,166 | 162 | 14.7 | 300 | 27.3 |
| 2001 | 3,324 | 1,764 | 13 | 1,560 | 18 | 3,898 | 1,403 | 2,495 | 275 | 22.9 | 293 | 24.4 |
| 2002 | 3,699 | 2,372 | 23 | 1,327 | 8 | 3,733 | 1,542 | 2,231 | 249 | 19.2 | 192 | 14.8 |
| 2003 | 4,257 | 2,308 | 28 | 1,949 | 15 | 4,124 | 1,361 | 2,763 | 358 | 27.5 | 285 | 21.9 |
| 2004 | 4,128 | 2,237 | 21 | 1,891 | 14 | 4,970 | 2,074 | 2,896 | 309 | 25.8 | 358 | 29.8 |
| 2005 | 2,991 | 1,569 | 8 | 1,422 | 9 | 4,803 | 2,430 | 2,373 | 157 | 14.3 | 346 | 31.5 |
| 2006 | 2,786 | 1,404 | 5 | 1,382 | 9 | 4,061 | 1,792 | 2,269 | 154 | 12.8 | 304 | 25.3 |
| 2007 | 4,901 | 1,425 | 16 | 3,476 | 21 | 5,837 | 2,756 | 3,081 | 298 | 24.8 | 541 | 45.1 |
| 2008 | 4,356 | 1,528 | 14 | 2,828 | 15 | 5,791 | 2,485 | 3,306 | 240 | 20 | 571 | 47.6 |
| 2009 | 4,904 | 2,223 | 27 | 2,681 | 15 | 4,948 | 2,347 | 2,601 | 319 | 26.6 | 427 | 35.6 |
| 2010 | 4,503 | 2,426 | 17 | 2,077 | 16 | 4,734 | 2,219 | 2,515 | 287 | 23.9 | 356 | 29.7 |
| 2011 | 4,101 | 1,829 | 19 | 2,272 | 14 | 5,151 | 1,962 | 3,190 | 298 | 24.8 | 369 | 30.7 |
| 2012 | 4,751 | 2,102 | 17 | 2,649 | 14 | 5,012 | 1,984 | 3,028 | 251 | 20.9 | 334 | 27.8 |
| 2013 | 5,336 | 2,349 | 31 | 2,987 | 16 | 4,533 | 1,567 | 2,966 | 414 | 31.8 | 231 | 17.8 |
| 2014 | 3,911 | 1,838 | 21 | 2,073 | 13 | 4,433 | 1,941 | 2,492 | 326 | 27.2 | 358 | 29.8 |
| 2015 | 3,841 | 1,904 | 7 | 1,937 | 12 | 6,031 | 2,879 | 3,152 | 182 | 15.2 | 495 | 41.2 |
| 2016 | 4,444 | 1,736 | 24 | 2,708 | 15 | 5,717 | 3,114 | 2,603 | 322 | 24.8 | 424 | 32.6 |
| 2017 | 6,366 | 2,280 | 28 | 4,086 | 31 | 5,974 | 2,769 | 3,205 | 497 | 35.5 | 490 | 35 |
| 2018 | 5,987 | 1,999 | 25 | 3,988 | 28 | 4,870 | 1,558 | 3,312 | 450 | 34.6 | 314 | 24.2 |
| 2019 | 5,023 | 1,623 | 11 | 3,400 | 33 | 4,931 | 2,263 | 2,668 | 367 | 30.6 | 390 | 32.5 |
| 2020 | 5,132 | 2,302 | 18 | 2,830 | 28 | 5,221 | 2,692 | 2,529 | 344 | 34.4 | 428 | 42.8 |
| 2021 | 5,605 | 3,043 | 32 | 2,562 | 12 | 4,971 | 1,981 | 2,990 | 357 | 27.4 | 357 | 27.4 |
| 2022 | 6,465 | 2,798 | 24 | 3,667 | 34 | 6,445 | 3,024 | 3,676 | 473 | 33.8 | 444 | 31.7 |

Bold - North Texas record

*doesn't include forfeit to Mississippi State

RECORDS



NOTES



INDEX

| | | | |
|--------------------------------------|---------|------------------------------------|---------|
| All-Americans..... | 108 | NFL Breakdown | 116-118 |
| All-Pro Selections..... | 115 | NFL Draft Picks | 113 |
| Alphabetical Roster..... | 10-11 | NFL Players | 112 |
| Assistant Coaches | 46-55 | Notes..... | 169 |
| Athletic Communications Staff | 2 | Numerical Roster | 10-11 |
| Bowl Game Recaps..... | 102-106 | Opponents' SID Information | 5 |
| Bowl Game Records..... | 167 | Player Bios | 12-43 |
| Bowl History..... | 101 | Preseason Depth Chart | 9 |
| Coaching Records | 87 | Pro Bowl Participants | 114 |
| Conference Leaders | 166 | Quick Facts..... | 3 |
| Dr. Christy Crutsinger, FAR..... | 7 | Rankings History..... | 98 |
| FBS Conferences, UNT record vs. | 97 | Results, All-Time..... | 78-85 |
| Future Schedules | 1 | Season Honors, 2022 | 58-59 |
| Game Highs, Team..... | 163-164 | Season Highs, Team | 162 |
| Game Recaps, 2022 | 71-77 | Series History | 88 |
| Game Records, Individuals | 157-160 | Series Records..... | 89-96 |
| Game Records, Opponent | 165 | Dr. Neal Smatresk, President | 7 |
| Hall of Fame, UNT Athletics..... | 128 | Specialty Touchdowns/Safties | 161 |
| Hall of Fame, CFB..... | 107 | Stadium Histories | 125-127 |
| Homecoming History | 100 | Statistics, Final 2022 | 60-70 |
| Honors, All-Time | 109-111 | Super Bowl Participants | 114 |
| Individual Leaders | 136-154 | Support Staff | 56-57 |
| Individual Position Leaders | 155-156 | Table of Contents | 1 |
| Individual Records..... | 129-132 | Team Records..... | 133-135 |
| Letterwinners | 119-124 | Yearly Records..... | 86 |
| Miscellaneous History | 99 | Yearly Statistics, UNT | 168 |
| Media Directory | 6 | | |
| Media Information..... | 4-5 | | |
| Eric Morris, Head Coach..... | 44-45 | | |
| Jared Mosley, AD | 8 | | |
| NCAA Leaders | 166 | | |