



**Michigan Basketball
Section: #ProBlue**

History & Records

Michigan & Professional Basketball

ABA Draft Picks (9)

Year	U-M Player	Team	Round	Pick
1967	Craig Dill	Indiana Pacers	3rd	-
1969	Dennis Stewart	Los Angeles Stars	4th	-
1970	Rudy Tomjanovich	Utah Stars	5th	-
1971	Dan Fife	Carolina Cougars	17th	-
1972	Wayne Grabiec	Dallas Chaparrals	9th	-
1973	Ken Brady	San Diego Conquistadors	5th	No. 44
	Henry Wilmore	San Antonio Spurs	8th	No. 72
	Campy Russell	New York Nets	2nd	No. 14
1975	C.J. Kupec	St. Louis Spirits	5th	No. 45

NBA Draft Selections (65)

Year	U-M Player	Team	Round	Pick
1965	Bill Buntin	Detroit Pistons	1st	No. 3
	George Pomey	St. Louis Hawks	15th	No. 102
1966	Cazzie Russell	New York Knicks	1st	No. 1
1967	Craig Dill	San Diego Rockets	4th	No. 42
1969	Dennis Stewart	Phoenix Suns	4th	No. 44
1970	Rudy Tomjanovich	San Diego Rockets	1st	No. 2
1971	Dan Fife	Milwaukee Bucks	10th	No. 168
1972	Wayne Grabiec	Boston Celtics	3rd	No. 43
1973	Ken Brady	Detroit Pistons	4th	No. 61
	Henry Wilmore	Detroit Pistons	5th	No. 78
	Ernie Johnson	Philadelphia 76ers	14th	No. 189
1974	Campy Russell	Cleveland Cavaliers	1st	No. 8
1975	C.J. Kupec	Los Angeles Lakers	4th	No. 56
1976	Wayman Britt	Los Angeles Lakers	4th	No. 60
1977	Rickey Green	Golden State Warriors	1st	No. 16
	Steve Grote	Cleveland Cavaliers	3rd	No. 55
	John Robinson	Los Angeles Lakers	5th	No. 110
1978	Dave Baxter	Seattle SuperSonics	3rd	No. 61
	Joel Thompson	Houston Rockets	4th	No. 69
1979	Phil Hubbard	Detroit Pistons	1st	No. 15
1981	Mike McGee	Los Angeles Lakers	1st	No. 19
	John Johnson	Boston Celtics	3rd	No. 69
	Paul Heuerman	Boston Celtics	3rd	No. 69
	Thad Garner	Utah Jazz	7th	No. 141
1983	Ike Person	Detroit Pistons	9th	No. 213
1984	Tim McCormick	Cleveland Cavaliers	1st	No. 12
	Eric Turner	Detroit Pistons	2nd	No. 32
	Dan Pelekoudas	Detroit Pistons	10th	No. 225
1986	Roy Tarpley	Dallas Mavericks	1st	No. 7
	Richard Rellford	Indiana Pacers	5th	No. 95
	Butch Wade	New York Knicks	6th	No. 117
	Robert Henderson	Chicago Bulls	7th	No. 144
1987	Antoine Joubert	Detroit Pistons	6th	No. 134
1988	Gary Grant	Seattle SuperSonics	1st	No. 15
1989	Glen Rice	Miami Heat	1st	No. 4
1990	Rumeal Robinson	Atlanta Hawks	1st	No. 10
	Loy Vaught	Los Angeles Clippers	1st	No. 13
	Terry Mills	Milwaukee Bucks	1st	No. 16
	Sean Higgins	San Antonio Spurs	2nd	No. 54
1993	Chris Webber	Orlando Magic	1st	No. 1
	Eric Riley	Dallas Mavericks	2nd	No. 33
1994	Juwan Howard	Washington Bullets	1st	No. 5
	Jalen Rose	Denver Nuggets	1st	No. 13
1995	Jimmy King	Toronto Raptors	2nd	No. 35
1997	Maurice Taylor	Los Angeles Clippers	1st	No. 14
1998	Robert Traylor	Dallas Mavericks	1st	No. 6
	Maceo Baston	Chicago Bulls	2nd	No. 58
1999	Louis Bullock	Minnesota Timberwolves	2nd	No. 42
2000	Jamal Crawford	Cleveland Cavaliers	1st	No. 8
2004	Bernard Robinson Jr.	Charlotte Bobcats	2nd	No. 45
2011	Darius Morris	Los Angeles Lakers	2nd	No. 41
2013	Trey Burke	Minnesota Timberwolves	1st	No. 9
	Tim Hardaway Jr.	New York Knicks	1st	No. 24
2014	Nik Stauskas	Sacramento Kings	1st	No. 8
	Mitch McGary	Oklahoma City Thunder	1st	No. 21
	Glenn Robinson III	Minnesota Timberwolves	2nd	No. 40
2016	Caris LeVert	Indiana Pacers	1st	No. 20
2017	D.J. Wilson	Milwaukee Bucks	1st	No. 17
2018	Moritz Wagner	Los Angeles Lakers	1st	No. 25
2019	Jordan Poole	Golden State Warriors	1st	No. 28
	Ignas Brazdeikis	Sacramento Kings	2nd	No. 47
2021	Franz Wagner	Orlando Magic	1st	No. 8
	Isaiah Livers	Detroit Pistons	2nd	No. 42
2022	Caleb Houston	Orlando Magic	2nd	No. 32
	Moussa Diabate	Los Angeles Clippers	2nd	No. 43

Top 5 Draft Selections (6)

No. 1	1966	Cazzie Russell	New York Knicks
	1993	Chris Webber	Orlando Magic
No. 2	1970	Rudy Tomjanovich	San Diego Rockets
No. 3	1965	Bill Buntin	Detroit Pistons
No. 4	1989	Glen Rice	Miami Heat
No. 5	1994	Juwan Howard	Washington Bullets

First Round Draft Selections (29)

1965	Bill Buntin	Detroit Pistons	No. 3
1966	Cazzie Russell	New York Knicks	No. 1
1970	Rudy Tomjanovich	San Diego Rockets	No. 2
1974	Campy Russell	Cleveland Cavaliers	No. 8
1977	Rickey Green	Golden State Warriors	No. 16
1979	Phil Hubbard	Detroit Pistons	No. 15
1981	Mike McGee	Los Angeles Lakers	No. 19
1984	Tim McCormick	Cleveland Cavaliers	No. 12
1986	Roy Tarpley	Dallas Mavericks	No. 7
1988	Gary Grant	Seattle SuperSonics	No. 15
1989	Glen Rice	Miami Heat	No. 4
1990	Rumeal Robinson	Atlanta Hawks	No. 10
	Loy Vaught	Los Angeles Clippers	No. 13
	Terry Mills	Milwaukee Bucks	No. 16
1993	Chris Webber	Orlando Magic	No. 1
1994	Juwan Howard	Washington Bullets	No. 5
	Jalen Rose	Denver Nuggets	No. 13
1997	Maurice Taylor	Los Angeles Clippers	No. 14
1998	Robert Traylor	Dallas Mavericks	No. 6
2000	Jamal Crawford	Cleveland Cavaliers	No. 8
2013	Trey Burke	Minnesota Timberwolves	No. 9
	Tim Hardaway Jr.	New York Knicks	No. 24
2014	Nik Stauskas	Sacramento Kings	No. 8
	Mitch McGary	Oklahoma City Thunder	No. 21
2016	Caris LeVert	Indiana Pacers	No. 20
2017	D.J. Wilson	Milwaukee Bucks	No. 17
2018	Moritz Wagner	Los Angeles Lakers	No. 25
2019	Jordan Poole	Golden State Warriors	No. 28
2021	Franz Wagner	Orlando Magic	No. 8

Draft Day Trades (9)

- June 19, 1984: Tim McCormick was drafted by the Cleveland Cavaliers in the first round (12th pick) of the 1984 NBA Draft. He was traded by the Cleveland Cavaliers with Cliff Robinson to the Washington Bullets for Melvin Turpin. McCormick was then traded again by Washington with Ricky Sobers to the Seattle SuperSonics for Gus Williams.
- June 28, 1988: Gary Grant was drafted by the Seattle SuperSonics in the first round (15th pick) of the 1988 NBA Draft. He was then traded by Seattle with a 1989 first-round draft pick (Kenny Payne) to the Los Angeles Clippers for Michael Cage.
- June 30, 1993: Chris Webber was drafted by the Orlando Magic in the first round (first pick) of the 1993 NBA Draft. He was then traded by Orlando to the Golden State Warriors for Anfernee Hardaway, a 1996 first-round draft pick (Todd Fuller), a 1998 first-round draft pick (Vince Carter) and a 2000 first-round draft pick (Mike Miller).
- June 30, 1993: Eric Riley was drafted by the Dallas Mavericks in the second round (33rd pick) of the 1993 NBA Draft. He was then traded by Dallas to the Houston Rockets for Popeye Jones.
- June 24, 1998: Robert Traylor was drafted by the Dallas Mavericks in the first round (sixth pick) of the 1998 NBA Draft. He was then traded by Dallas to the Milwaukee Bucks for Pat Garrity and Dirk Nowitzki.
- June 28, 2000: Jamal Crawford was drafted by the Cleveland Cavaliers in the first round (eighth pick) of the 2000 NBA Draft. He was then traded by Cleveland with cash to the Chicago Bulls for Chris Mihm.
- June 27, 2013: Trey Burke was drafted by the Minnesota Timberwolves in the first round (ninth pick) of the 2013 NBA Draft. He was then traded by Minnesota to the Utah Jazz for two first-round selections (Shabazz Muhammad, 14th; Gorgui Dieng, 21st).
- June 23, 2016: Caris LeVert was drafted by the Indiana Pacers in the first round (20th pick) of the 2016 NBA Draft. He was then traded by Indiana to the Brooklyn Nets for Thaddeus Young and a future second-round selection.
- June 20, 2019: Ignas Brazdeikis was drafted by the Sacramento Kings in the second round (47th) pick of the 2019 NBA Draft. He was traded by Sacramento to the New York Knicks for the 55th overall pick and cash considerations.

Championship Wolverines

NBA Champions

1949-50	Robert Harrison	Minneapolis Lakers
Central Tiebreaker	vs. Rochester Royals	1-0
Central Semifinal	vs. Chicago Stags	2-0
Central Final	vs. Fort Wayne Pistons	2-0
NBA Semifinal	vs. Anderson Packers	2-0
NBA Finals	vs. Syracuse Nationals	4-2

Statistics: 12 games, 3.5 points, 1.0 assists and 43.2% FG

1951-52	Robert Harrison	Minneapolis Lakers
Western Semifinal	vs. Indianapolis Olympians	2-0
Western Final	vs. Rochester Royals	3-1
NBA Finals	vs. New York Knicks	4-3

Statistics: 12 games, 6.2 points, 1.7 rebounds, 2.0 assists and 44.1% FG

1952-53	Robert Harrison	Minneapolis Lakers
Western Semifinal	vs. Indianapolis Olympians	2-0
Western Final	vs. Fort Wayne Pistons	3-2
NBA Finals	vs. New York Knicks	4-1

Statistics: 12 games, 5.0 points, 1.8 rebounds, 1.2 assists and 38.5% FG

1969-70	Cazzie Russell	New York Knicks
Eastern Semifinal	vs. Baltimore Bullets	4-3
Eastern Final	vs. Milwaukee Bucks	4-1
NBA Finals	vs. Los Angeles Lakers	4-3

Statistics: 19 games, 9.4 points, 2.5 rebounds, 0.8 assists and 48.5% FG

1981-82	Mike McGee	Los Angeles Lakers
Western Semifinal	vs. Phoenix Suns	4-0
Western Final	vs. San Antonio Spurs	4-0
NBA Finals	vs. Philadelphia 76ers	4-2

Statistics: 4 games, 3.0 points, 0.8 rebounds and 46.2% FG

1984-85	Mike McGee	Los Angeles Lakers
Western First Round	vs. Phoenix Suns	3-0
Western Semifinal	vs. Portland Trail Blazers	4-1
Western Final	vs. Denver Nuggets	4-1
NBA Finals	vs. Boston Celtics	4-2

Statistics: 17 games, 11.2 points, 2.1 rebounds, 0.7 assists and 53.5% FG

1993-94	Rudy Tomjanovich (HC)	Houston Rockets
Western First Round	vs. Portland Trail Blazers	3-1
Western Semifinal	vs. Phoenix Suns 1982, '85	4-3
Western Final	vs. Utah Jazz	4-1
NBA Finals	vs. New York Knicks	4-3

Statistics: Finished 58-24 (1st, Midwest), won champion as No. 2 seed

1994-95	Rudy Tomjanovich (HC)	Houston Rockets
Western First Round	vs. Utah Jazz	3-2
Western Semifinal	vs. Phoenix Suns	4-3
Western Finals	vs. San Antonio Spurs	4-2
NBA Finals	vs. Orlando Magic	4-0

Statistics: Finished 47-35 (3rd Midwest), won champion as No. 6 seed

1999-2000	Glen Rice	Los Angeles Lakers
Western First Round	vs. Sacramento Kings	3-2
Western Semifinals	vs. Phoenix Suns	4-1
Western Finals	vs. Portland Trail Blazers	4-3
NBA Finals	vs. Indiana Pacers	4-2

Statistics: 23 games, 12.4 points, 4.0 rebounds, 2.1 assists and 28 3FGs (41.8%)

2011-12	Juan Howard	Miami Heat
Eastern First Round	vs. New York Knicks	4-1
Eastern Semifinal	vs. Indiana Pacers	4-2
Eastern Final	vs. Boston Celtics	4-3
NBA Finals	vs. Oklahoma City Thunder	4-1

Statistics: 9 games, scoring seven points

2012-13	Juan Howard	Miami Heat
Eastern First Round	vs. Milwaukee Bucks	4-0
Eastern Semifinal	vs. Chicago Bulls	4-1
Eastern Final	vs. Indiana Pacers	4-3
NBA Finals	vs. San Antonio Spurs	4-3

Statistics: Did not play in playoffs

2021-22	Jordan Poole	Golden State Warriors
Western First Round	vs. Denver Nuggets	4-1
Western Semifinal	vs. Memphis Grizzlies	4-2
Western Final	vs. Dallas Mavericks	4-1
NBA Finals	vs. Boston Celtics	4-2



Statistics: 22 games, 17.0 points, 2.8 rebounds, 3.8 assists and 50 3FGs (39.1%)

ABA Champions


1967-68	Craig Dill	Pittsburgh Pipers
Eastern Semifinal	vs. Indiana Pacers	3-0
Eastern Final	vs. Minnesota Muskies	4-1
ABA Finals	vs. New Orleans Buccaneers	4-3

1968-69	John Clawson	Oakland Oaks
Western Semifinal	vs. Denver Rockets	4-3
Western Final	vs. New Orleans Buccaneers	4-0
ABA Finals:	vs. Indiana Pacers	4-1

1969-70	Oliver Darden	Indiana Pacers
Eastern Semifinal	vs. Carolina Cougars	4-0
Eastern Final	vs. Kentucky Colonels	4-1
ABA Finals	vs. Los Angeles Stars	4-2



U-M Legend Rudy Tomjanovich coached the Houston Rockets to back-to-back NBA championships in 1994 and then again in 1995.



Glen Rice helped the L.A. Lakers to the 2000 NBA championship.

Juan Howard won back-to-back titles with Miami Heat in 2012 & 2013.



Jordan Poole was instrumental in helping the 2022 Golden State Warriors to its fourth title in eight years defeating the Boston Celtics.

NBA Honors

All-NBA Team Members

Year	U-M Player	Team
1995-96	Juwan Howard	Washington Bullets (third team)
1996-97	Glen Rice	Charlotte Hornets (second team)
1997-98	Glen Rice	Charlotte Hornets (third team)
1998-99	Chris Webber	Sacramento Kings (second team)
1999-2000	Chris Webber	Sacramento Kings (third team)
2000-01	Chris Webber	Sacramento Kings (first team)
2001-02	Chris Webber	Sacramento Kings (second team)
2002-03	Chris Webber	Sacramento Kings (second team)

NBA Most Improved Player

Year	U-M Player	Team
1999-2000	Jalen Rose	Indiana Pacers

NBA Rookie of the Year

Year	U-M Player	Team
1993-94	Chris Webber	Golden State Warriors

NBA Sixth Man of the Year

Year	U-M Player	Team
1987-88	Roy Tarpley	Dallas Mavericks
2009-10	Jamal Crawford	Atlanta Hawks
2013-14	Jamal Crawford	Los Angeles Clippers
2015-16	Jamal Crawford	Los Angeles Clippers

NBA Teammate of the Year

Year	U-M Player	Team
2017-18	Jamal Crawford	Minnesota Timberwolves

NBA All-Rookie Team

Year	U-M Player	Team
1966-67	Cazzie Russell	New York Knicks (first team)
1986-87	Roy Tarpley	Dallas Mavericks (first team)
1989-90	Glen Rice	Miami Heat (second team)
1993-94	Chris Webber%	Golden State Warriors (first team)
1994-95	Juwan Howard	Washington Bullets (second team)
1994-95	Jalen Rose	Denver Nuggets (second team)
1997-98	Maurice Taylor	Los Angeles Clippers (second team)
2013-14	Trey Burke	Utah Jazz (first team)
2013-14	Tim Hardaway Jr.	New York Knicks (first team)

% - unanimous selection

NBA All-Stars

Year	U-M Player	Team
1956	Robert Harrison	St. Louis Hawks
1972	Cazzie Russell	Golden State Warriors
1974	Rudy Tomjanovich	Houston Rockets
1975	Rudy Tomjanovich	Houston Rockets
1976	Rudy Tomjanovich	Houston Rockets
1977	Rudy Tomjanovich	Houston Rockets
1979	Campy Russell	Cleveland Cavaliers
1984	Rickey Green	Utah Jazz
1996	Juwan Howard	Washington Bullets
1996	Glen Rice	Charlotte Hornets
1997	Glen Rice	Charlotte Hornets
1997	Rudy Tomjanovich @	Houston Rockets
1997	Chris Webber	Washington Wizards
1998	Glen Rice	Charlotte Hornets
2000	Chris Webber	Sacramento Kings
2001	Chris Webber#	Sacramento Kings
2002	Chris Webber	Sacramento Kings
2003	Chris Webber#	Sacramento Kings

@ - participated a team coach
- voted starter

NBA All-Star Game MVP


Year	U-M Player	Team
1997	Glen Rice	Charlotte Hornets

NBA All-Star Game 3-Point Champion

Year	U-M Player	Team
1995	Glen Rice	Miami Heat

NBA All-Star Game Dunk Champion


Year	U-M Player	Team
2017	Glenn Robinson III	Indiana Pacers



Averaging 17.5 points, 9.1 rebounds and 2.2 blocks while shooting 55.2 percent, Chris Webber was selected as the 1994 NBA Rookie of the Year.



Glen Rice was the MVP of the 1997 NBA All-Star game scoring 26 points - setting records with 20 points (3rd quarter) and 24 points (2nd half).



Jalen Rose was named the 2000 NBA's Most Improved Player while playing with the Indiana Pacers.



Glenn Robinson III won the slam dunk contest at the 2017 NBA All Star weekend held at the Smoothie King Center in New Orleans.



Jamal Crawford is a three-time recipient of the NBA Sixth Man of the Year -- 2010 (Atlanta) and 2014, '16 (L.A. Clippers)



Playing with the Minnesota Timberwolves, Jamal Crawford was named the 2018 NBA Teammate of the Year.

NBA G-League/D-League Honors



G-League Draft Selections

Year	U-M Player	Team	Round, Pick
2001#	Jimmy King	Asheville Altitude	4th Round, No. 28
2003	Josh Asselin	Roanoke Dazzle	1st Round, No. 4
2005	Josh Moore	Albuquerque Thunderbirds	7th Round, No. 48
2007	Brent Petway	Idaho Stampede	2nd Round, No. 25
2007	Daniel Horton	Albuquerque Thunderbirds	2nd Round, No. 26
2007	J.C. Mathis	Sioux Falls Skyforce	5th Round, No. 62
2009	J.C. Mathis	Idaho Stampede	5th Round, No. 79
2010	Daniel Horton	Reno Bighorns	5th Round, No. 65
2010	Kendric Price	Iowa Energy	6th Round, No. 91
2021	Mike Smith	Sioux Falls Skyforce	2nd Round, No. 41

Supplemental draft

G-League Championship Team

Year	U-M Player	Team
2007-08	Brent Petway	Idaho Stampede

G-League Most Valuable Player

Year	U-M Player	Team
2008-09	Courtney Sims	Iowa Energy

G-League Defensive Player of the Year

Year	U-M Player	Team
2008-09	Brent Petway	Idaho Stampede

G-League Rookie of the Year

Year	U-M Player	Team
2010-11	DeShawn Sims	Maine Red Claws

G-League Gatorade All-League Teams

Year	U-M Player	Team
2003-04	Josh Asselin	First Team
2008-09	Courtney Sims	First Team
2008-09	Chris Hunter	Second Team
2010-11	DeShawn Sims	Third Team
2018-19	Duncan Robinson	Third Team

G-League All-Star Game

Year	U-M Player	Team
2009	Courtney Sims	Iowa Energy (Red Team)
2009	Brent Petway	Idaho Stampede (Red Team)
2009	Chris Hunter	Fort Wayne Mad Ants (Blue Team)
2011	DeShawn Sims	Maine Red Claws (Eastern Conference)
2011	Courtney Sims	Iowa Energy (Eastern Conference)
2014	Manny Harris	Los Angeles D-fenders (Futures All-Star Team)

G-League All-Star Game Most Valuable Player

Year	U-M Player	Team
2009	Courtney Sims	Iowa Energy
2011	Courtney Sims	Iowa Energy

G-League All-Star Game Slam Dunk Champion

Year	U-M Player	Team
2008	Brent Petway	Idaho Stampede

G-League Transactions -- All-Time Gatorade NBA Call-Ups

Date	Player	Season	from D-League	to NBA
Jan. 20, 2009	Courtney Sims	2008-09	Iowa Energy	Phoenix Suns
Feb. 14, 2009	Courtney Sims	2008-09	Iowa Energy	Phoenix Suns
March 23, 2009	Courtney Sims	2008-09	Iowa Energy	New York Knicks
April 14, 2009	Chris Hunter	2008-09	Fort Wayne Mad Ants	New York Knicks
Nov. 20, 2010	Chris Hunter	2009-10	Fort Wayne Mad Ants	Golden State Warriors
Feb. 21, 2012	Manny Harris	2011-12	Canton Charge	Cleveland Cavaliers
March 7, 2012	Manny Harris	2011-12	Canton Charge	Cleveland Cavaliers
Jan. 16, 2014	Manny Harris	2013-14	Los Angeles D-fenders	Los Angeles Lakers
Jan. 14, 2018	Trey Burke	2017-18	Westchester Knicks	New York Knicks



Courtney Sims was the D-League's 2009 Most Valuable Player as well as co-MVP at the 2009 All-Star Game. He added a second All-Star MVP in 2011.



While playing with the Maine Red Claws, DeShawn Sims was named the D-League's 2011 Rookie of the Year.



In 2008, Brent Petway won the D-League's Dunk contest as well as leading the Idaho Stampede to the title. In 2009, he was named the league's Defensive Player of the Year

Professional Teams & the Wolverines

Atlanta Hawks (NBA)	Seasons
Robert Harrison (Milwaukee Hawks)	1955
Robert Harrison (St. Louis Hawks)	1956-57
Mike McGee	1987-88
Tim McCormick	1991
Rumeal Robinson	1991-92
Jamal Crawford	2010-11
Tim Hardaway, Jr.	2016-17
Chaundee Brown, Jr.	2022
<i>The Milwaukee Hawks (1951-55) relocated to St. Louis (1955-68) before making a second relocation to its current city of Atlanta in 1968.</i>	

Boston Celtics (NBA)	Seasons
Rickey Green	1992
Eric Riley	1999
Moritz Wagner	2021
Nik Stauskas	2022

Brooklyn Nets (NBA)	Seasons
Oliver Darden (New York Nets)	1969
Tim McCormick (New Jersey Nets)	1988
Mike McGee (New Jersey Nets)	1989
Terry Mills (New Jersey Nets)	1991-92
Rumeal Robinson (New Jersey Nets)	1993-94
Sean Higgins (New Jersey Nets)	1995
Bernard Robinson, Jr. (New Jersey Nets)	2007
Darius Morris	2015
Nik Stauskas	2018
Jamal Crawford	2020
Caris LeVert	2017-18-19-20-21
<i>The franchise began as the New Jersey Americans (1967-68) before altering to the New York Nets (1968-77). In 1977, the name was altered again to the New Jersey Nets (1977-2012). In 2012, the team relocated to Brooklyn.</i>	

Charlotte Hornets (NBA)	Seasons
Bernard Robinson, Jr. (Charlotte Bobcats)	2005-06-07
Juwan Howard (Charlotte Bobcats)	2009
<i>The Charlotte Hornets relocated to New Orleans in 2002. In 2004, the NBA expanded granting a new franchise back to Charlotte and using the nickname Bobcats. In 2014, the franchise altered its name back to Hornets.</i>	

Chicago Bulls (NBA)	Seasons
Cazzie Russell	1978
Jamal Crawford	2001-02-03-04
Jalen Rose	2002-03-04

Cleveland Cavaliers (NBA)	Seasons
Phil Hubbard	1982-83-84-85-86-87-88-89
Campy Russell	1975-76-77-78-79-80-85
Robert Traylor	2001-05
Manny Harris	2011-12
Nik Stauskas	2019
Caris LeVert	2022-pres

Dallas Mavericks (NBA)	Seasons
Roy Tarpley	1987-88-89-90-91-95
Eric Riley	1998
Loy Vaught	2001
Juwan Howard	2001-02-08
Manny Harris	2017
Trey Burke	2019-20-22
Tim Hardaway, Jr.	2019-20-21-22-pres

Denver Nuggets (NBA)	Seasons
Terry Mills	1991
Jalen Rose	1995-96
Jimmy King	1997
Juwan Howard	2002-03-09

Detroit Pistons (NBA)	Seasons
George Lee	1961-62
Bill Buntin	1966
Wayman Britt	1978
Rickey Green	1979
Alan Hardy	1982
Phil Hubbard	1980-81-82
Terry Mills	1993-94-95-96-97-2000
Loy Vaught	1999-2000
Chris Webber	2007
Glenn Robinson III	2019
Derrick Walton, Jr.	2020-22
Isaiah Livers	2022-pres

Golden State Warriors (NBA)	Seasons
George Lee (San Francisco Warriors)	1963-64-65-67-68
Cazzie Russell	1972-73-74
Rickey Green	1978
Sean Higgins	1993
Chris Webber	1994-08
Jamal Crawford	2009
Chris Hunter	2010
Glenn Robinson III	2020
Jordan Poole	2020-21-22-pres
<i>The San Francisco Warriors became the Golden State Warriors in 1971</i>	

Houston Rockets (NBA)	Seasons
Rudy Tomjanovich (San Diego Rockets)	1971
Rudy Tomjanovich	72-73-74-75-76-77-78-79-80-81
C.J. Kupec	1978
Tim McCormick	1989-90
Eric Riley	1994
Glen Rice	2002-03
Maurice Taylor	2001-02-03-04-05
Juwan Howard	2005-06-07
D.J. Wilson	2021
<i>The San Diego Rockets relocated to Houston in 1971</i>	

Indiana Pacers (NBA)	Seasons
Oliver Darden	1968-70
Rickey Green	1990
Terry Mills	2001
Jalen Rose	1997-98-99-2000-01-02
Maceo Baston	2007-09
Courtney Sims	2008
Glenn Robinson III	2016-17-18
Caris LeVert	2021-22
<i>The Indiana Pacers was a member of the ABA before joining the NBA in 1976</i>	

Kentucky Colonials (ABA)	Seasons
Oliver Darden	1969-70
<i>Kentucky was a member of the ABA before the franchise folded in 1975</i>	

Los Angeles Clippers (NBA)	Seasons
Gary Grant	1989-90-91-92-93-94-95
Loy Vaught	1991-92-93-94-95-96-97-98
Maurice Taylor	1998-99-2000
Eric Riley	1995
Glen Rice	2004
Jamal Crawford	2013-14-15-16-17
Darius Morris	2014
Derrick Walton, Jr.	2020
Moussa Diabate'	2023-pres

Los Angeles Lakers (NBA)	Seasons
Robert Harrison (Minneapolis Lakers)	1950-51-52-53-54
Cazzie Russell	1975-76-77
C.J. Kupec	1976-77
Alan Hardy	1981
Mike McGee	1982-83-84-85-86
Demetrius Calip	1992
Rumeal Robinson	1997
Glen Rice	1999-2000
Darius Morris	2012-13
Manny Harris	2014
Moritz Wagner	2019
Chaundee Brown, Jr.	2022
<i>The Minneapolis Lakers moved to Los Angeles in 1960</i>	

Professional Teams & the Wolverines

Memphis Grizzlies (NBA)

	Seasons
Darius Morris	2014

Miami Floridians (ABA)

	Seasons
Dennis Stewart	1971

Miami was a member of the ABA before the franchise folded in 1972

Miami Heat (NBA)

	Seasons
Glen Rice	1990-91-92-93-94-95
Gary Grant	1997
Terry Mills	1998-99
Juwan Howard	2011-12-13
Derrick Walton, Jr.	2018
Nik Stauskas	2022
Duncan Robinson	2019-20-21-22-pres

Milwaukee Bucks (NBA)

	Seasons
Robert Harrison	1955
Rickey Green	1989
Robert Traylor	1999-2000
D.J. Wilson	2018-19-20-21

Minnesota Timberwolves (NBA)

	Seasons
Eric Riley	1996
Glenn Robinson III	2015
Jamal Crawford	2018

New Orleans Pelicans (NBA)

	Seasons
Rickey Green (Charlotte Hornets)	1989
Rumeal Robinson (Charlotte Hornets)	1994
Glen Rice (Charlotte Hornets)	1996-97-98
Robert Traylor (New Orleans Hornets)	2002-03-04

New York Knicks (NBA)

	Seasons
Cazzie Russell	1967-68-69-70-71
Campy Russell	1981-82
Tim McCormick	1992
Gary Grant	1996
Glen Rice	2001
Maurice Taylor	2005-06
Jalen Rose	2006
Jamal Crawford	2005-06-07-08-09
Courtney Sims	2009
Trey Burke	2018-19
Tim Hardaway, Jr.	2014-15-18-19
Ignas Brazdeikis	2020-21

Oakland Oaks

	Seasons
John Clawson	1969

Orlando Magic

	Seasons
Sean Higgins	1992
Juwan Howard	2004
Ignas Brazdeikis	2021-22
Moritz Wagner	2021-22-pres
Franz Wagner	2022-pres
Caleb Houston	2023-pres

Philadelphia 76ers

	Seasons
Robert Harrison (Syracuse Nationals)	1957-58
Tim McCormick	1987-88
Rickey Green	1991
Sean Higgins	1996
Chris Webber	2005-06-07
Darius Morris	2014
Glenn Robinson III	2015-20
Nik Stauskas	2016-17-18
Trey Burke	2020
Ignas Brazdeikis	2021

Phoenix Suns

	Seasons
Mike McGee	1990
Rumeal Robinson	1997
Jalen Rose	2007
Courtney Sims	2009
Jamal Crawford	2019

Pittsburgh Pipers (ABA)

	Seasons
Craig Dill	1968

Sacramento Kings (NBA)

	Seasons
Mike McGee	1988
Chris Webber	1999-2000-01-02-03-04
Chris Webber	2005
Maurice Taylor	2007
Nik Stauskas	2015
Glenn Robinson III	2021

San Antonio Spurs (NBA)

	Seasons
Richard Rellford	1988
Sean Higgins	199-92

Utah Jazz (NBA)

	Seasons
Rickey Green	1981-82-83-84-85-86-87-88
Trey Burke	2014-15-16

Michigan in the Pro's

Maceo Baston	Seasons: 4 (105 games)	Tim Hardaway, Jr.	Seasons: 9 (586 games)
Toronto Raptors	2003	New York Knicks	2014-15
Indiana Pacers	2007	Atlanta Hawks	2016-17
Toronto Raptors	2008	New York Knicks	2018
Indiana Pacers	2009	New York Knicks / Dallas Mavericks	2019 [^]
		Dallas Mavericks	2020-21-22-
Wayman Britt	Season: 1 (7 games)	Alan Hardy	Seasons: 2 (60 games)
Detroit Pistons	1978	Los Angeles Lakers	1981
		Detroit Pistons	1982
Bill Buntin	Season: 1 (42 games)	Manny Harris	Seasons: 4 (93 games)
Detroit Pistons	1966	Cleveland Cavaliers	2011-12
		Los Angeles Lakers	2014
		Dallas Mavericks	2017
Trey Burke	Seasons: 9 (498 games)	Robert Harrison	Seasons: 9 (615 games)
Utah Jazz	2014-15-16	Minneapolis Lakers	1950-51-52-53
Washington Wizards	2017	Minneapolis Lakers / Milwaukee Hawks	1954 [^]
New York Knicks	2018	Milwaukee Hawks	1955
New York Knicks / Dallas Mavericks	2019 [^]	St. Louis Hawks	1956
Philadelphia 76ers / Dallas Mavericks	2020 [^]	St. Louis Hawks / Syracuse Nationals	1957 [^]
Dallas Mavericks	2021-22	Syracuse Nationals	1958
Oklahoma City Thunder	2023-		
Ignas Brazdeikis	Seasons: 3 (64 games)	Sean Higgins	Seasons: 6 (220 games)
New York Knicks	2020	San Antonio Spurs	1991
New York Knicks / Philadelphia 76ers / Orlando Magic	2021 [^]	San Antonio Spurs / Orlando Magic	1992 [^]
Orlando Magic	2022-	Golden State Warriors	1993
		New Jersey Nets	1995
		Philadelphia 76ers	1996
		Portland Trailblazers	1998
Chaundee Brown, Jr.	Seasons: 1 (5 games)	Juwan Howard	Seasons: 19, 1,208 games)
Los Angeles Lakers / Atlanta Hawks	2022 [^]	Washington Wizards	1995-96-97-98-99-2000
San Antonio Spurs	2023	Washington Wizards / Dallas Mavericks	2001 [^]
		Dallas Mavericks / Denver Nuggets	2002 [^]
		Denver Nuggets	2003
		Orlando Magic	2004
		Houston Rockets	2005-06-07
		Dallas Mavericks	2008
		Denver Nuggets / Charlotte Bobcats	2009 [^]
		Portland Trailblazers	2010
		Miami Heat	2011-12-13
Demetrius Calip	Season: 1 (7 games)	Caleb Houston	Season: 1 (0 games)
Los Angeles Lakers	1992	Orlando Magic	2023-
John Clawson	Season: 1 (70 games)	Phil Hubbard	Seasons: 10 (665 games)
Oakland Oaks	1969	Detroit Pistons	1980-81
		Detroit Pistons / Cleveland Cavaliers	1982 [^]
		Cleveland Cavaliers	1983-84-85-86-87-88-89
Jamal Crawford	Seasons: 20 (1,327 games)	Mark Hughes	Seasons: 2 (0 games)
Chicago Bulls	2001-02-03-04	Detroit Pistons	1991
New York Knicks	2005-06-07-08	Toronto Raptors	1996
New York Knicks / Golden State Warriors	2009 [^]		
Atlanta Hawks	2010-11	Chris Hunter	Season: 1 (60 games)
Portland Trailblazers	2012	Golden State Warriors	2010
Los Angeles Clippers	2013-14-15-16-17		
Minnesota Timberwolves	2018	Jimmy King	Seasons: 2 (64 games)
Phoenix Suns	2019	Toronto Raptors	1996
Brooklyn Nets	2020	Denver Nuggets	1997
Oliver Darden	Seasons: 3 (223 games)	C.J. Kupec	Seasons: 3 (147 games)
Indiana Pacers	1968	Los Angeles Lakers	1976-77
New York Nets / Kentucky Colonials	1969 [^]	Houston Rockets	1978
Kentucky Colonials / Indiana Pacers	1970 [^]		
Moussa Diabate'	Season: 1 (0 games)	George Lee	Seasons: 7 (297 games)
Los Angeles Clippers	2023-	Detroit Pistons	1961-62
		San Francisco Warriors	1963-64-65-67-68
Craig Dill	Season: 1 (65 games)		
Pittsburgh Pipers	1968		
Gary Grant	Seasons: 13 (552 games)		
Los Angeles Clippers	1989-90-91-92-93-94-95		
New York Knicks	1996		
Miami Heat	1997		
Portland Trailblazers	1998-99-2000-01		
Rickey Green	Seasons: 14 (946 games)		
Golden State Warriors	1978		
Detroit Pistons	1979		
Utah Jazz	1981-82-83-84-85-86-87-88		
Charlotte Hornets / Milwaukee Bucks	1989 [^]		
Indiana Pacers	1990		
Philadelphia 76ers	1991		
Boston Celtics	1992		

Michigan in the Pro's

Caris LeVert	Seasons: 6 (318 games)	Rumeal Robinson	Seasons: 6 (336 games)
Brooklyn Nets	2017-18-19-20	Atlanta Hawks	1991-92
Brooklyn Nets / Indiana Pacers	2021 [^]	New Jersey Nets	1993
Indiana Pacers / Cleveland Cavalier	2022 [^]	New Jersey Nets / Charlotte Hornets	1994 [^]
Cleveland Cavaliers	2023-present	Portland Trailblazers	1996
		Los Angeles Lakers / Phoenix Sun / Portland Trailblazers	1997 [^]
Isaiah Livers	Season: 1 (19 games)	Jalen Rose	Seasons: 13 (923 games)
Detroit Pistons	2022-	Denver Nuggets	1995-96
		Indiana Pacers	1997-98-99-2000-01
Tim McCormick	Seasons: 8 (483 games)	Indiana Pacers / Chicago Bulls	2002 [^]
Seattle Supersonics	1985-86	Chicago Bulls	2003
Philadelphia 76ers	1987	Chicago Bulls / Toronto Raptors	2004 [^]
Philadelphia 76ers / New Jersey Nets	1988 [^]	Toronto Raptors	2005
Houston Rockets	1989-90	Toronto Raptors / New York Knicks	2006 [^]
Atlanta Hawks	1991	Phoenix Suns	2007
New York Knicks	1992		
Mitch McGary	Seasons: 2 (52 games)	Campy Russell	Seasons: 9 (566 games)
Oklahoma City Thunder	2015-16	Cleveland Cavaliers	1975-76-77-78-79-80
		New York Knicks	1981-82
Mike McGee	Seasons: 9 (520 games)	Cleveland Cavaliers	1985
Los Angeles Lakers	1982-83-84-85-86		
Atlanta Hawks	1987	Cazzie Russell	Seasons: 12 (817 games)
Atlanta Hawks / Sacramento Kings	1988 [^]	New York Knicks	1967-68-69-70-71
New Jersey Nets	1989	Golden State Warriors	1972-73-74
Phoenix Suns	1990	Los Angeles Lakers	1975-76-77
		Chicago Bulls	1978
Terry Mills	Seasons: 11 (678 games)	Zavier Simpson	Seasons: 2 (4 games)
Denver Nuggets / New Jersey Nets	1991 [^]	Oklahoma City Thunder	2022
New Jersey Nets	1992		
Detroit Pistons	1993-94-95-96-97	Courtney Sims	Seasons: 2 (5 games)
Miami Heat	1998-99	Indiana Pacers	2008
Detroit Pistons	2000	Phoenix Suns / New York Knicks	2009 [^]
Indiana Pacers	2001		
Darius Morris	Seasons: 4 (132 games)	Nik Stauskas	Seasons: 6 (343 games)
Los Angeles Lakers	2012-13	Sacramento Kings	2015
Philadelphia 76ers / Los Angeles Clippers / Memphis Grizzlies	2014 [^]	Philadelphia 76ers	2016-17
Brooklyn Nets	2015	Philadelphia 76ers / Brooklyn Nets	2018 [^]
		Portland Trailblazers / Cleveland Cavaliers	2019 [^]
Jordan Poole	Seasons: 3 (184 games)	Miami Heat / Boston Celtics	2022 [^]
Golden State Warriors	2020-21-22-present		
Richard Rellford	Season: 1 (4 games)	Dennis Stewart	Season: 1 (12 games)
San Antonio Spurs	1988	Baltimore Bullets / Miami Floridians	1971 [^]
Glen Rice	Seasons: 15 (1,000 games)	Roy Tarpley	Seasons: 6 (280 games)
Miami Heat	1990-91-92-93-94-95	Dallas Mavericks	1987-88-89-90-91-95
Charlotte Hornets	1996-97-98		
Los Angeles Lakers	1999-2000	Maurice Taylor	Seasons: 10 (534)
New York Knicks	2001	Los Angeles Clippers	1998-99-2000
Houston Rockets	2002-03	Houston Rockets	2001-02-03-04
Los Angeles Clippers	2004	Houston Rockets / New York Knicks	2005 [^]
		New York Knicks	2006
Eric Riley	Seasons: 5 (186 games)	Sacramento Kings	2007
Houston Rockets	1994		
Los Angeles Clippers	1995	Rudy Tomjanovich	Seasons: 11 (768 games)
Minnesota Timberwolves	1996	San Diego Rockets	1971
Dallas Mavericks	1998	Houston Rockets	72-73-74-75-76-77-78-79-80-81
Boston Celtics	1999		
Bernard Robinson, Jr.	Seasons: 3 (128 games)	Robert Traylor	Seasons: 7 (438 games)
Charlotte Bobcats	2005-06	Milwaukee Bucks	1999-2000
Charlotte Bobcats / New Jersey Nets	2007 [^]	Cleveland Cavaliers	2001
		Charlotte Hornets	2002
Duncan Robinson	Seasons: 4 (239 games)	New Orleans Hornets	2003-04
Miami Heat	2019-20-21-22-	Cleveland Cavaliers	2005
Glenn Robinson III	Seasons: 7 (304 games)	Loy Vaught	Seasons: 11 (689 games)
Minnesota Timberwolves / Philadelphia 76ers	2015 [^]	Los Angeles Clippers	1991-92-93-94-95-96-97-98
Indiana Pacers	2016-17-18	Detroit Pistons	1999-2000
Detroit Pistons	2019	Dallas Mavericks / Washington Wizards	2001 [^]
Golden State Warriors / Philadelphia 76ers	2020		
Sacramento Kings	2021		

Michigan & Professional Basketball

Franz Wagner **Season: 1 (79 games)**
Orlando Magic 2022-

Moritz Wagner **Seasons: 4 (196 games)**
Los Angeles Lakers 2019
Washington Wizards 2020
Washington Wizards / Boston Celtics / Orlando Magic 2021^
Orlando Magic 2022-

Derrick Walton, Jr. **Seasons: 3 (45 games)**
Miami Heat 2018
Los Angeles Clippers / Detroit Pistons 2020^
Detroit Pistons 2022

Chris Webber **Seasons: 15 (831 games)**
Golden State Warriors 1994
Washington Wizards 1995-96-97-98
Sacramento Kings 1999-2000-01-02-03-04
Sacramento Kings / Philadelphia 76ers 2005^
Philadelphia 76ers 2006
Philadelphia 76ers / Detroit Pistons 2007^
Golden State Warriors 2008

D.J. Wilson **Seasons: 5 (146 games)**
Milwaukee Bucks 2018-19-20
Milwaukee Bucks / Houston Rockets 2021^

Michigan & Professional Basketball

Active NBA Players

Wolverine	Years
Trey Burke	10
Tim Hardaway, Jr.	10
Caris LeVert	7
D.J. Wilson	6
Duncan Robinson	5
Moritz Wagner	5
Jordan Poole	4
Franz Wagner	2
Isaiah Livers	2
Moussa Diabate'	1
Caleb Houston	1

Wolverines in the NBA

Wolverine	Years
Jamal Crawford	20
Juwan Howard	19
Glen Rice	15
Chris Webber	15
Rickey Green	14
Jalen Rose	13
Gary Grant	13
Cazzie Russell	12
Rudy Tomjanovich	11
Loy Vaught	11
Terry Mills	11
Trey Burke	10
Tim Hardaway, Jr.	10
Phil Hubbard	10
Maurice Taylor	10
Robert Harrison	9
Campy Russell	9
Mike McGee	9
Tim McCormick	8
Caris LeVert	7
Robert Traylor	7
Glenn Robinson III	7
George Lee	7
D.J. Wilson	6
Nik Stauskas	6
Rumeal Robinson	6
Roy Tarpley	6
Sean Higgins	6
Duncan Robinson	5
Moritz Wagner	5
Eric Riley	5
Jordan Poole	4
Darius Morris	4
Maceo Baston	4
Manny Harris	4
Oliver Darden	3
C.J. Kupec	3
Bernard Robinson, Jr.	3
Ignas Brazdeikis	3
Derrick Walton, Jr.	3
Isaiah Livers	2
Franz Wagner	2
Jimmy King	2
Alan Hardy	2
Mitch McGary	2
Courtney Sims	2
Mark Hughes	2
John Clawson	1
Craig Dill	1
Chris Hunter	1
Bill Buntin	1
Dennis Stewart	1
Wayman Britt	1
Demetrius Calip	1
Richard Rellford	1
Chaundee Brown, Jr.	1
Moussa Diabate'	1
Caleb Houston	1

Active NBA Players (Games)

Wolverine	Games
Tim Hardaway, Jr.	586
Trey Burke	498
Caris LeVert	318
Duncan Robinson	239
Moritz Wagner	196
Jordan Poole	184
D.J. Wilson	146
Franz Wagner	79
Isaiah Livers	19
Moussa Diabate'	0
Caleb Houston	0

Wolverines in the NBA (Games)

Wolverine	Games
Jamal Crawford	1,327
Juwan Howard	1,208
Glen Rice	1,000
Rickey Green	946
Jalen Rose	923
Chris Webber	831
Cazzie Russell	817
Rudy Tomjanovich	768
Loy Vaught	689
Terry Mills	678
Phil Hubbard	665
Robert Harrison	615
Tim Hardaway, Jr.	586
Campy Russell	566
Gary Grant	552
Maurice Taylor	534
Mike McGee	520
Trey Burke	498
Tim McCormick	483
Robert Traylor	438
Nik Stauskas	343
Rumeal Robinson	336
Caris LeVert	318
Glenn Robinson III	304
George Lee	297
Roy Tarpley	280
Duncan Robinson	239
Oliver Darden	223
Sean Higgins	220
Moritz Wagner	196
Eric Riley	186
Jordan Poole	184
C.J. Kupec	147
D.J. Wilson	146
Darius Morris	132
Bernard Robinson, Jr.	128
Maceo Baston	105
Manny Harris	93
Franz Wagner	79
John Clawson	70
Craig Dill	65
Ignas Brazdeikis	64
Jimmy King	64
Alan Hardy	60
Chris Hunter	60
Mitch McGary	52
Derrick Walton, Jr.	45
Bill Buntin	42
Isaiah Livers	19
Dennis Stewart	12
Wayman Britt	7
Demetrius Calip	7
Chaundee Brown, Jr.	5
Courtney Sims	5
Zavier Simpson	4
Richard Rellford	4
Moussa Diabate'	0
Caleb Houston	0

NBA Career Leaders (Top 100)

Scoring		
58th	Jamal Crawford	19,419
75th	Glen Rice	18,336
98th	Chris Webber	17,182

Field Goals Made

67th	Chris Webber	7,192
84th	Glen Rice	6,776
85th	Jamal Crawford	6,752
92nd	Juwan Howard	6,543

3-Point Field Goals Made

8th	Jamal Crawford	2,221
35th	Glen Rice	1,559
66th	Tim Hardaway, Jr.	1,253

Free Throws Made

94th	Jamal Crawford	3,694
------	----------------	-------

Rebounds

69th	Chris Webber	8,124
92nd	Juwan Howard	7,428

Assists

62nd	Rickey Green	5,221
86th	Jamal Crawford	4,541

Steals

70th	Rickey Green	1,348
98th	Chris Webber	1,197

Blocks

61st	Chris Webber	1,200
------	--------------	-------

Minutes

43rd	Jamal Crawford	38,994
59th	Juwan Howard	36,648
75th	Glen Rice	34,982

NBA Season Leader

Three-Point Percentage		
1981-82	Campy Russell	.439
1996-97	Glen Rice	.470

Free Throw Percentage

2011-12	Jamal Crawford	.927
---------	----------------	------

Rebounding

1998-99	Chris Webber	13.0
---------	--------------	------

Steals

1983-84	Rickey Green	2.65
---------	--------------	------

Minutes

1996-97	Glen Rice	3,362
---------	-----------	-------

Wolverines in the NBA

Glenn Robinson III		G	S	MIN	FG	FGA	FG%	3FG	3FGA	3FG%	FT	FTA	FT%	OFF	DEF	REB	AST	STL	BLK	TO	PF	PTS
2014-15	Minnesota Timberwolves	25	0	108	8	24	33.3%	1	6	16.7%	12	16	75.0%	4	10	14	3	3	0	3	5	29
2014-15	Philadelphia 76ers	10	1	153	18	43	41.9%	4	13	30.8%	4	8	50.0%	11	14	25	8	3	1	8	10	44
2015-16	Indiana Pacers	45	4	508	65	151	43.0%	14	37	37.8%	27	39	69.2%	12	56	68	26	17	9	18	21	171
2016-17	Indiana Pacers	69	27	1427	158	338	46.7%	49	125	39.2%	54	76	71.1%	57	189	246	47	41	20	37	63	419
2017-18	Indiana Pacers	23	1	338	36	85	42.4%	14	34	41.2%	9	11	81.8%	11	26	37	17	13	1	5	14	95
2018-19	Detroit Pistons	47	18	610	74	176	42.0%	18	62	29.0%	32	40	80.0%	17	54	71	21	14	8	18	45	198
2019-20	Golden State Warriors	48	48	1516	244	507	48.1%	68	170	40.0%	63	74	85.1%	66	160	226	85	45	14	50	82	619
2019-20	Philadelphia 76ers	14	4	270	44	85	51.8%	9	27	33.3%	11	12	91.7%	15	29	44	11	9	2	5	18	108
2020-21	Sacramento Kings	23	2	369	42	99	42.4%	16	44	36.4%	21	23	91.3%	11	34	45	20	4	3	11	23	121
Career		304	105	5299	689	1508	45.7%	193	518	37.3%	233	299	77.9%	204	572	776	238	149	58	155	281	1804
Averages				17.4											2.6	0.8	0.5	0.2	0.5	0.9	5.9	

Duncan Robinson		G	S	MIN	FG	FGA	FG%	3FG	3FGA	3FG%	FT	FTA	FT%	OFF	DEF	REB	AST	STL	BLK	TO	PF	PTS
2018-19	Miami Heat	15	1	161	18	46	39.1%	10	35	28.6%	4	6	66.7%	2	17	19	5	5	0	4	11	50
2019-20	Miami Heat	73	68	2166	323	687	47.0%	270	606	44.6%	67	72	93.1%	10	222	232	102	35	19	70	193	983
2020-21	Miami Heat	72	72	2262	315	717	43.9%	250	613	40.8%	62	75	82.7%	7	243	250	127	43	20	81	181	942
2021-22	Miami Heat	79	68	2043	290	726	39.9%	232	624	37.2%	51	61	83.6%	24	179	203	129	42	14	60	201	863
2022-23	Miami Heat	0	0	0	0	0	0.0%	0	0	0.0%	0	0	0.0%	0	0	0	0	0	0	0	0	0
Career		239	209	6632	946	2176	43.5%	762	1878	40.6%	184	214	86.0%	43	661	704	363	125	53	215	586	2838
Averages				27.7											2.9	1.5	0.5	0.2	0.9	2.5	11.9	

Rumeal Robinson		G	S	MIN	FG	FGA	FG%	3FG	3FGA	3FG%	FT	FTA	FT%	OFF	DEF	REB	AST	STL	BLK	TO	PF	PTS
1990-91	Atlanta Hawks	47	16	674	108	242	44.6%	2	11	18.2%	47	80	58.8%	20	51	71	132	32	8	76	65	265
1991-92	Atlanta Hawks	81	64	2220	423	928	45.6%	34	104	32.7%	175	275	63.6%	64	155	219	446	105	24	206	178	1055
1992-93	New Jersey Nets	80	28	1585	270	638	42.3%	20	56	35.7%	112	195	57.4%	49	110	159	323	96	12	140	169	672
1993-94	New Jersey Nets	17	0	301	42	119	35.3%	7	15	46.7%	10	20	50.0%	4	20	24	45	15	3	25	33	101
1993-94	Charlotte Hornets	14	0	95	13	33	39.4%	1	5	20.0%	3	9	33.3%	2	6	8	18	3	0	18	15	30
1995-96	Portland Trailblazers	43	14	715	92	221	41.6%	30	79	38.0%	33	51	64.7%	19	59	78	142	26	5	72	79	247
1996-97	L.A. Lakers	15	3	126	17	48	35.4%	6	23	26.1%	5	8	62.5%	2	8	10	13	5	2	11	12	45
1996-97	Phoenix Suns	12	0	87	16	34	47.1%	3	10	30.0%	1	4	25.0%	1	6	7	8	1	0	5	8	36
1996-97	Portland Trailblazers	27	0	295	33	82	40.2%	9	23	39.1%	20	23	87.0%	3	27	30	52	18	0	27	40	95
Career		336	125	6098	1014	2345	43.2%	112	326	34.4%	406	665	61.1%	164	442	606	1179	301	54	580	599	2546
Averages				18.1											1.8	3.5	0.9	0.2	1.7	1.8	7.6	

Jalen Rose		G	S	MIN	FG	FGA	FG%	3FG	3FGA	3FG%	FT	FTA	FT%	OFF	DEF	REB	AST	STL	BLK	TO	PF	PTS
1994-95	Denver Nuggets	81	37	1798	227	500	45.4%	36	114	31.6%	173	234	73.9%	57	160	217	389	65	22	160	206	663
1995-96	Denver Nuggets	80	37	2134	290	604	48.0%	32	108	29.6%	191	277	69.0%	46	214	260	495	53	39	234	229	803
1996-97	Indiana Pacers	66	6	1188	172	377	45.6%	21	72	29.2%	117	156	75.0%	27	94	121	155	57	18	107	136	482
1997-98	Indiana Pacers	82	0	1706	290	607	47.8%	25	73	34.2%	166	228	72.8%	28	167	195	155	56	14	132	171	771
1998-99	Indiana Pacers	49	1	1238	200	496	40.3%	17	65	26.2%	125	158	79.1%	34	120	154	93	50	15	72	128	542
1999-00	Indiana Pacers	80	80	2978	563	1196	47.1%	77	196	39.3%	254	307	82.7%	42	345	387	320	84	49	188	234	1457
2000-01	Indiana Pacers	72	72	2943	567	1242	45.7%	59	174	33.9%	285	344	82.8%	37	322	359	435	65	43	211	230	1478
2001-02	Indiana Pacers	53	53	1937	387	871	44.4%	52	146	35.6%	156	186	83.9%	29	220	249	197	45	29	105	148	982
2001-02	Chicago Bulls	30	30	1216	276	587	47.0%	37	100	37.0%	125	149	83.9%	14	110	124	158	33	16	96	103	714
2002-03	Chicago Bulls	82	82	3351	642	1583	40.6%	133	359	37.0%	399	467	85.4%	68	283	351	395	72	23	285	271	1816
2003-04	Chicago Bulls	16	14	529	75	200	37.5%	23	54	42.6%	39	51	76.5%	7	57	64	56	12	4	37	45	212
2003-04	Toronto Raptors	50	50	1968	308	752	41.0%	46	148	31.1%	148	180	82.2%	27	175	202	273	39	18	171	139	810
2004-05	Toronto Raptors	81	65	2710	527	1159	45.5%	108	274	39.4%	333	390	85.4%	44	232	276	209	63	10	180	190	1495
2005-06	Toronto Raptors	46	22	1236	180	446	40.4%	31	115	27.0%	166	217	76.5%	15	114	129	113	20	10	65	101	557
2005-06	New York Knicks	26	23	747	110	239	46.0%	28	57	49.1%	82	101	81.2%	13	69	82	68	10	3	50	55	330
2006-07	Phoenix Suns	29	0	246	38	86	44.2%	21	47	44.7%	11	12	91.7%	3	20	23	16	5	2	9	22	108
Career		923	572	27925	4852	10945	44.3%	746	2102	35.5%	2770	3457	80.1%	491	2702	3193	3527	729	315	2102	2408	13220
Averages				30.3											3.5	3.8	0.8	0.3	2.3	2.6	14.3	

Campy Russell		G	S	MIN	FG	FGA	FG%	3FG	3FGA	3FG%	FT	FTA	FT%	OFF	DEF	REB	AST	STL	BLK	TO	PF	PTS
1974-75	Cleveland Cavaliers	68	-	754	150	365	41.1%	-	-	0.0%	124	165	75.2%	43	109	152	45	21	3	-	100	424
1975-76	Cleveland Cavaliers	82	-	1961	483	1003	48.2%	-	-	0.0%	266	344	77.3%	134	211	345	107	69	10	-	231	1232
1976-77	Cleveland Cavaliers	70	-	2109	435	1003	43.4%	-	-	0.0%	288	370	77.8%	144	275	419	189	70	24	-	196	1158
1977-78	Cleveland Cavaliers	72	-	2520	523	1168	44.8%	-	-	0.0%	352	469	75.1%	154	304	458	278	88	12	206	193	1398
1978-79	Cleveland Cavaliers	74	-	2859	603	1268	47.6%	-	-	0.0%	417	523	79.7%	147	356	503	348	98	25	259	222	1623
1979-80	Cleveland Cavaliers	41	-	1331	284	630	45.1%	1	9	11.1%	178											

Wolverines in the NBA

	G	S	MIN	FG	FGA	FG%	3FG	3FGA	3FG%	FT	FTA	FT%	OFF	DEF	REB	AST	STL	BLK	TO	PF	PTS	
Zavier Simpson																						
2021-22	Oklahoma City	4	4	174	19	52	.365	1	8	.125	5	5	1.000	2	19	21	30	5	4	10	15	44
2022-23	Orlando Magic	0	0	0	0	0	0.0	0	0	0.0	0	0	0.0	0	0	0	0	0	0	0	0	0
Career		4	4	174	19	52	.365	1	8	.125	5	5	1.000	2	19	21	30	5	4	10	15	44
Courtney Sims																						
2007-08	Indiana Pacers	3	0	11	0	1	0.0%	0	0	0.0%	0	0	0.0%	1	1	2	1	0	0	0	2	0
2008-09	Phoenix Suns	1	0	2	0	0	0.0%	0	0	0.0%	0	0	0.0%	0	0	0	0	0	0	1	0	0
2008-09	New York Knicks	1	0	11	3	6	50.0%	0	0	0.0%	0	0	0.0%	2	2	4	0	0	0	0	1	6
Career		5	0	24	3	7	42.9%	0	0	0.0%	0	0	0.0%	3	3	6	1	0	0	1	3	6
Averages				4.8												1.2	0.2	0.0	0.0	0.2	0.6	1.2
Nik Stauskas																						
2014-15	Sacramento Kings	73	1	1127	108	296	36.5%	48	149	32.2%	55	64	85.9%	11	77	88	67	20	17	40	92	319
2015-16	Philadelphia 76ers	73	35	1809	210	545	38.5%	106	325	32.6%	91	118	77.1%	23	160	183	138	44	20	94	115	617
2016-17	Philadelphia 76ers	80	27	2188	251	634	39.6%	132	359	36.8%	122	150	81.3%	21	205	226	188	45	32	128	144	756
2017-18	Philadelphia 76ers	6	0	45	1	4	25.0%	0	1	0.0%	2	2	100.0%	0	1	1	1	4	0	4	3	4
2017-18	Brooklyn Nets	35	0	478	59	150	39.3%	40	99	40.4%	19	27	70.4%	4	59	63	38	5	4	22	21	177
2018-19	Portland Trailblazers	44	0	673	96	229	41.9%	43	125	34.4%	32	36	88.9%	10	70	80	62	14	4	40	31	267
2018-19	Cleveland Cavaliers	24	0	342	40	109	36.7%	27	63	42.9%	25	28	89.3%	8	39	47	19	7	3	11	19	132
2021-22	Miami Heat	2	0	24	3	8	37.5%	2	4	50.0%	3	4	75.0%	1	2	3	1	0	0	0	1	11
2021-22	Boston Celtics	6	0	15	2	6	33.3%	2	6	33.3%	1	2	50.0%	0	0	0	1	0	0	1	0	7
Career		343	63	6701	770	1981	38.9%	400	1131	35.4%	350	431	81.2%	78	613	691	515	139	80	340	426	2290
Averages				19.5											2.0	1.5	0.4	0.2	1.0	1.2	6.7	
Dennis Stewart																						
1970-71	Baltimore Bullets	2	0	6	1	4	25.0%	-	-	-	2	2	100.0%	-	-	3	1	0	0	0	0	4
1970-71	Miami Floridians	10	0	66	15	44	34.1%	1	3	33.3%	5	7	71.4%	4	10	14	1	0	0	9	12	36
Career		12	0	72	16	48	33.3%	1	3	33.3%	7	9	77.8%	4	10	17	2	0	0	9	12	40
Averages				6.0											1.4	0.2	0.0	0.0	0.8	1.0	3.3	
Roy Tarpley																						
1986-87	Dallas Mavericks	75	1	1405	233	499	46.7%	1	3	33.3%	94	139	67.6%	180	353	533	52	56	79	101	232	561
1987-88	Dallas Mavericks	81	9	2307	444	888	50.0%	0	5	0.0%	205	277	74.0%	360	599	959	86	103	86	172	313	1093
1988-89	Dallas Mavericks	19	6	591	131	242	54.1%	0	1	0.0%	66	96	68.8%	77	141	218	17	28	30	45	70	328
1989-90	Dallas Mavericks	45	35	1648	314	696	45.1%	0	6	0.0%	130	172	75.6%	189	400	589	67	79	70	117	160	758
1990-91	Dallas Mavericks	5	5	171	43	79	54.4%	0	1	0.0%	16	18	88.9%	16	39	55	12	6	9	13	20	102
1994-95	Dallas Mavericks	55	1	1354	292	610	47.9%	5	18	27.8%	102	122	83.6%	142	307	449	58	45	55	109	155	691
Career		280	57	7476	1457	3014	48.3%	6	34	17.6%	613	824	74.4%	964	1839	2803	292	317	329	557	950	3533
Averages				26.7											10.0	1.0	1.1	1.2	2.0	3.4	12.6	
Maurice Taylor																						
1997-98	L.A. Clippers	71	3	1513	321	675	47.6%	0	1	0.0%	173	244	70.9%	118	178	296	53	34	40	107	222	815
1998-99	L.A. Clippers	46	45	1505	311	675	46.1%	1	6	16.7%	150	206	72.8%	100	142	242	67	16	29	120	179	773
1999-00	L.A. Clippers	62	60	2227	458	988	46.4%	1	8	12.5%	143	201	71.1%	96	304	400	101	51	48	169	217	1060
2000-01	Houston Rockets	69	69	1972	390	797	48.9%	0	4	0.0%	119	162	73.5%	109	269	378	104	28	38	125	208	899
2002-03	Houston Rockets	67	9	1377	231	535	43.2%	0	2	0.0%	100	138	72.5%	95	143	238	66	22	22	100	151	562
2003-04	Houston Rockets	75	10	2081	367	765	48.0%	0	2	0.0%	128	174	73.6%	131	253	384	107	43	47	149	253	862
2004-05	Houston Rockets	38	16	905	127	292	43.5%	3	8	37.5%	39	60	65.0%	41	123	164	53	16	12	63	123	296
2004-05	New York Knicks	27	0	431	76	154	49.4%	0	1	0.0%	24	43	55.8%	26	67	93	14	11	8	31	57	176
2005-06	New York Knicks	67	13	1210	182	389	46.8%	0	1	0.0%	58	83	69.9%	65	164	229	53	21	14	103	177	422
2006-07	Sacramento Kings	12	2	103	8	28	28.6%	0	0	0.0%	8	13	61.5%	10	18	28	5	4	1	6	16	24
Career		534	227	13324	2471	5298	46.6%	5	33	15.2%	942	1324	71.1%	791	1661	2452	623	246	259	973	1603	5889
Averages				25.0											4.6	1.2	0.5	0.5	1.8	3.0	11.0	
Robert Traylor																						
1998-99	Milwaukee Bucks	49	43	786	108	201	53.7%	0	1	0.0%	43	80	53.8%	80	102	182	38	44	44	42	140	259
1999-00	Milwaukee Bucks	44	16	447	58	122	47.5%	0	4	0.0%	41	68	60.3%	50	65	115	20	25	25	27	79	157
2000-01	Cleveland Cavaliers	70	7	1212	161	324	49.7%	0	2	0.0%	80	141	56.7%	124	176	300	63	49	76	98	204	402
2001-02	Charlotte Hornets	61	1	679	87	204	42.6%	1	1	100.0%	53	84	63.1%	67	120	187	37	24	37	45	127	228
2002-03	New Orleans Hornets	69	0	851	105	237	44.3%	1	3	33.3%	57	88	64.8%	108	154	262	50	45	37	53	153	268
2003-04	New Orleans Hornets	71	0	942	145	287	50.5%	2	5	40.0%	70	128	54.7%	106	156	262	43	39	37	62	161	362
2004-05	Cleveland Cavaliers	74	6	1327	177	399	44.4%	0	8	0.0%	55	102	53.9%	136	196	332	61	54	50	73	215	409
Career		438	73	6244	841	1774	47.4%	4	24	16.7%	399	691	57.7%	671	969	1640	312	280	306	400	1079	2085
Averages				14.3											3.7	0.7	0.6	0.7	0.9	2.5	4.8	
Rudy Tomjanovich																						
1970-71	San Diego Rockets	77	-	1062	168	439	38.3%	-	-	-	73	112	65.2%	-	-	381	73	-	-	-	124	409
1971-72	Houston Rockets	78	-	2689	500	1010	49.5%	-	-	-	172	238	72.3%	-	-	923	117	-	-	-	193	1172
1972-73	Houston Rockets	81	-	2972	655	1371	47.8%	-	-	-	250	335	74.6%	-	-	938	178	-	-	-	225	1560
1973-74	Houston Rockets	80	-	3227	788	1470	53.6%	-	-	-	385	454	84.8%	230	487	717	250	89	66	-	230	1961
1974-75	Houston Rockets	81	-	3134	694	1323	52.5%	-	-	-	289											

Wolverines in the NBA

Loy Vaught		G	S	MIN	FG	FGA	FG%	3FG	3FGA	3FG%	FT	FTA	FT%	OFF	DEF	REB	AST	STL	BLK	TO	PF	PTS
1990-91	L.A. Clippers	73	0	1178	175	359	48.7%	0	2	0.0%	49	74	66.2%	124	225	349	40	20	23	49	135	399
1991-92	L.A. Clippers	79	38	1687	271	551	49.2%	4	5	80.0%	55	69	79.7%	160	352	512	71	37	31	66	165	601
1992-93	L.A. Clippers	79	4	1653	313	616	50.8%	1	4	25.0%	116	155	74.8%	164	328	492	54	55	39	83	172	743
1993-94	L.A. Clippers	75	56	2118	373	695	53.7%	0	5	0.0%	131	182	72.0%	218	438	656	74	76	22	96	221	877
1994-95	L.A. Clippers	80	79	2966	609	1185	51.4%	7	33	21.2%	176	248	71.0%	261	511	772	139	104	29	166	243	1401
1995-96	L.A. Clippers	80	78	2966	571	1087	52.5%	7	19	36.8%	149	205	72.7%	204	604	808	112	87	40	158	241	1298
1996-97	L.A. Clippers	82	82	2838	542	1084	50.0%	2	12	16.7%	134	191	70.2%	222	595	817	110	85	25	137	241	1220
1997-98	L.A. Clippers	10	6	265	36	84	42.9%	0	2	0.0%	3	8	37.5%	16	49	65	7	4	2	13	33	75
1998-99	Detroit Pistons	37	10	481	59	155	38.1%	0	1	0.0%	9	14	64.3%	36	110	146	11	15	6	17	54	127
1999-00	Detroit Pistons	43	0	292	32	89	36.0%	0	3	0.0%	11	16	68.8%	26	65	91	11	6	4	11	45	75
2000-01	Dallas Mavericks	37	1	392	55	121	45.5%	0	0	0.0%	4	6	66.7%	35	88	123	16	15	5	18	61	114
2000-01	Washington Wizards	14	0	157	25	48	52.1%	0	0	0.0%	4	4	100.0%	16	34	50	7	6	2	8	13	54
	Career	689	354	16993	3061	6074	50.4%	21	86	24.4%	841	1172	71.8%	1482	3399	4881	652	510	228	822	1624	6984
	Averages			24.7												7.1	0.9	0.7	0.3	1.2	2.4	10.1

Franz Wagner		G	S	MIN	FG	FGA	FG%	3FG	3FGA	3FG%	FT	FTA	FT%	OFF	DEF	REB	AST	STL	BLK	TO	PF	PTS	
2021-22	Orlando Magic	79	79	2429	456	975	46.8%	96	271	35.4%	189	219	86.3%	84	272	356	231	68	34	119	164	1197	
2022-23	Orlando Magic	0	0	0	0	0	0.0%	0	0	0.0%	0	0	0.0%	0	0	0	0	0	0	0	0	0	0
	Career	79	79	2429	456	975	46.8%	96	271	35.4%	189	219	86.3%	84	272	356	231	68	34	119	164	1197	
	Averages			30.7												4.5	2.9	0.9	0.4	1.5	2.1	15.2	

Moritz Wagner		G	S	MIN	FG	FGA	FG%	3FG	3FGA	3FG%	FT	FTA	FT%	OFF	DEF	REB	AST	STL	BLK	TO	PF	PTS
2018-19	L.A. Lakers	43	5	446	71	171	41.5%	22	77	28.6%	43	53	81.1%	17	68	85	24	11	13	39	57	207
2019-20	Washington Wizards	45	5	835	145	266	54.5%	25	80	31.3%	78	95	82.1%	56	163	219	56	28	19	66	152	393
2020-21	Washington Wizards	25	13	375	62	122	50.8%	13	42	31.0%	41	52	78.8%	13	60	73	32	22	8	21	62	178
2020-21	Boston Celtics	9	1	61	4	14	28.6%	2	6	33.3%	1	2	50.0%	3	16	19	6	0	1	9	10	11
2020-21	Orlando Magic	11	10	286	38	93	40.9%	16	43	37.2%	29	33	87.9%	11	43	54	12	4	9	13	36	121
2021-22	Orlando Magic	63	3	960	197	396	49.7%	66	201	32.8%	104	129	80.6%	42	190	232	87	20	13	56	123	564
2022-23	Orlando Magic	0	0	0	0	0	0.0%	0	0	0.0%	0	0	0.0%	0	0	0	0	0	0	0	0	0
	Career	196	37	2963	517	1062	48.7%	144	449	32.1%	296	364	81.3%	142	540	682	217	85	63	204	440	1474
	Averages			15.1												3.5	1.1	0.4	0.3	1.0	2.2	7.5

Derrick Walton Jr.		G	S	MIN	FG	FGA	FG%	3FG	3FGA	3FG%	FT	FTA	FT%	OFF	DEF	REB	AST	STL	BLK	TO	PF	PTS
2017-18	Miami Heat	16	0	147	8	25	32.0%	7	17	41.2%	6	6	100.0%	2	14	16	16	7	3	2	7	29
2019-20	L.A. Clippers	23	1	222	17	36	47.2%	9	21	42.9%	7	9	77.8%	2	13	15	22	4	0	4	19	50
2019-20	Detroit Pistons	3	0	26	1	3	33.3%	1	3	33.3%	0	0	0.0%	0	1	1	5	3	0	1	2	3
2021-22	Detroit Pistons	3	3	108	6	26	23.1%	3	13	23.1%	4	4	100.0%	2	8	10	21	7	4	11	8	19
	Career	45	4	503	32	90	35.6%	20	54	37.0%	17	19	89.5%	6	36	42	64	21	7	18	36	101
	Averages			11.2										0.1	0.8	0.9	1.4	0.5	0.2	0.4	0.8	2.2

Chris Webber		G	S	MIN	FG	FGA	FG%	3FG	3FGA	3FG%	FT	FTA	FT%	OFF	DEF	REB	AST	STL	BLK	TO	PF	PTS
1993-94	Golden State Warriors	76	76	2438	572	1037	55.2%	0	14	0.0%	189	355	53.2%	305	389	694	272	93	164	206	247	1333
1994-95	Washington Bullets	54	52	2067	464	938	49.5%	40	145	27.6%	117	233	50.2%	200	318	518	256	83	85	167	186	1085
1995-96	Washington Bullets	15	15	558	150	276	54.3%	15	34	44.1%	41	69	59.4%	37	77	114	75	27	9	49	51	356
1996-97	Washington Bullets	72	72	2806	604	1167	51.8%	60	151	39.7%	177	313	56.5%	238	505	743	331	122	137	230	258	1445
1997-98	Washington Wizards	71	71	2809	647	1341	48.2%	65	205	31.7%	196	333	58.9%	176	498	674	273	111	124	185	269	1555
1998-99	Sacramento Kings	42	42	1719	378	778	48.6%	4	34	11.8%	79	174	45.4%	149	396	545	173	60	89	148	145	839
1999-00	Sacramento Kings	75	75	2880	748	1548	48.3%	27	95	28.4%	311	414	75.1%	189	598	787	345	120	128	218	264	1834
2000-01	Sacramento Kings	70	70	2836	786	1635	48.1%	2	28	7.1%	324	461	70.3%	179	598	777	294	93	118	195	226	1898
2001-02	Sacramento Kings	54	54	2071	532	1075	49.5%	5	19	26.3%	253	338	74.9%	150	396	546	258	90	76	158	181	1322
2002-03	Sacramento Kings	67	67	2622	661	1433	46.1%	5	21	23.8%	215	354	60.7%	160	544	704	364	106	88	215	204	1542
2003-04	Sacramento Kings	23	23	831	174	421	41.3%	1	5	20.0%	81	114	71.1%	48	152	200	105	31	20	60	76	430
2004-05	Sacramento Kings	46	46	1668	412	917	44.9%	11	29	37.9%	143	179	79.9%	94	353	447	252	68	34	133	144	978
2004-05	Philadelphia 76ers	21	21	702	143	366	39.1%	4	15	26.7%	38	49	77.6%	36	129	165	66	26	19	49	70	328
2005-06	Philadelphia 76ers	75	75	2893	617	1422	43.4%	21	77	27.3%	263	348	75.6%	184	557	741	256	103	62	182	219	1518
2006-07	Philadelphia 76ers	18	18	544	89	230	38.7%	2	5	40.0%	18	28	64.3%	37	112	149	61	18	15	33	36	198
2006-07	Detroit Pistons	43	42	1277	200	409	48.9%	2	6	33.3%	84	132	63.6%	87	201	288	127	42	26	74	107	486
2007-08	Golden State Warriors	9	8	126	15	31	48.4%	0	0	0.0%	5	12	41.7%	2	30	32	18	4	6	11	17	35
	Career	831	827	30847	7192	15024	47.9%	264	883	29.9%	2534	3906	64.9%	2271	5853	8124	3526	1197	1200	2313	2700	17182
	Averages			37.1										2.7	7.0	9.8	4.2	1.4	1.4	2.8	3.2	20.7

D.J. Wilson		G	S	MIN	FG	FGA	FG%	3FG	3FGA	3FG%	FT	FTA	FT%	OFF	DEF	REB	AST	STL	BLK	TO	PF	PTS	
2017-18	Milwaukee Bucks	22	0	71	9	16	56.3%	2	5	40.0%	1	2	50.0%	2	8	10	3	3	1	4	7	21	
2018-19	Milwaukee Bucks	48	3	882	104	251	41.4%	46	127	36.2%	26	47	55.3%	45	177	222	52	18	20	32	85	280	
2019-20	Milwaukee Bucks	37	1	363	52	132	39.4%	18	73	24.7%	11	18	61.1%	12	80	92	25	3	5	19	33	133	
2020-21	Milwaukee Bucks	12	0	105	16	43	37.2%	10	28	35.7%	1	2	50.0%	3	22	25	3	1	4	4	13	43	
2020-21	Houston Rockets	23	1	328	52	125	41.6%	20	59	33.9%	16	23	69.6%	17	70	87	20	10	12	18	31	140	
2021-22	Toronto Raptors	4	1	54	11	15	73.3%	0	2	0.0%	8	10	80.0%	1	15	16	5	5	1	2	6	30	
2022-23	Toronto Raptors	0	0	0	0	0	0.0%	0	0	0.0%	0	0	0.0%	0	0	0	0	0	0	0	0	0	0
	Career	146	6	1803	244	582	41.9%	96	<														

Wolverines in the NBA G-League

Player	G	S	MIN	FG	FGA	FG%	3FG	3FGA	3FG%	FT	FTA	FT%	OFF	DEF	REB	AST	STL	BLK	TO	PF	PTS	
Muhammad-Ali Abdur-Rahkman																						
2018-19 Canton Charge	49	5	991	110	263	41.8%	59	165	35.8%	38	58	65.5%	25	67	92	76	30	5	34	74	317	
2019-20 Canton Charge	42	9	891	95	230	41.3%	44	121	36.4%	40	47	85.1%	32	79	111	81	30	8	32	62	303	
Totals	91	14	1882	205	493	41.6%	103	286	36.0%	78	105	74.3%	57	146	203	157	60	13	66	136	620	
Averages			20.7										0.6	1.6	2.2	1.7	0.7	0.1	0.7	1.5	6.8	
Josh Asselin																						
2003-04 Roanoke Dazzle	46	36	1329	238	452	52.7%	1	8	12.5%	187	242	77.3%	78	196	274	37	30	45	91	180	664	
Totals	46	36	1329	238	452	52.7%	1	8	12.5%	187	242	77.3%	78	196	274	37	30	45	91	180	664	
Averages			28.9										1.7	4.3	6.0	0.8	0.7	1.0	2.0	3.9	14.4	
Ignas Brazdeikis																						
2017-18 Westchester Knicks	24	24	803	194	387	50.1%	45	131	34.4%	46	67	68.7%	41	132	173	74	15	10	61	63	502	
2018-19 Westchester Knicks	12	12	409	95	203	46.8%	18	70	25.7%	28	35	80.0%	32	86	118	43	10	3	31	23	250	
2019-20 Lakeland Magic	6	6	182	46	96	47.9%	12	31	38.7%	12	16	75.0%	13	18	31	20	8	4	16	18	125	
Totals	42	42	1394	335	686	48.8%	75	232	32.3%	86	118	72.9%	86	236	322	137	33	17	108	104	877	
Averages			33.2										2.0	5.6	7.7	3.3	0.8	0.4	2.6	2.5	20.9	
Chaundee Brown, Jr.																						
2021-22 South Bay Lakers	30	30	911	177	396	44.7%	58	177	32.8%	30	36	83.3%	35	109	144	49	18	6	48	64	456	
Totals	30	30	911	177	396	44.7%	58	177	32.8%	30	36	83.3%	35	109	144	49	18	6	48	64	456	
Averages			30.4										1.2	3.6	4.8	1.6	0.6	0.2	1.6	2.1	15.2	
Trey Burke																						
2017-18 Westchester Knicks	26	26	961	257	526	48.9%	69	165	41.8%	108	130	83.1%	16	70	86	138	51	5	71	46	691	
Totals	26	26	961	257	526	48.9%	69	165	41.8%	108	130	83.1%	16	70	86	138	51	5	71	46	691	
Averages			37.0										0.6	2.7	3.3	5.3	2.0	0.2	2.7	1.8	26.6	
Tim Hardaway, Jr.																						
2015-16 Cleveland Charge	2	2	65	8	29	27.6%	1	14	7.1%	17	19	89.5%	0	4	4	4	0	0	3	5	34	
2015-16 Austin Spurs	3	0	69	18	34	52.9%	11	23	47.8%	13	15	86.7%	2	7	9	6	3	0	6	8	60	
Totals	5	2	134	26	63	41.3%	12	37	32.4%	30	34	88.2%	2	11	13	10	3	0	9	13	94	
Averages			26.8										0.4	2.2	2.6	2.0	0.6	0.0	1.8	2.6	19.8	
Manny Harris																						
2011-12 Canton Charge	17	12	560	119	253	47.0%	18	44	40.9%	108	126	85.7%	16	118	134	56	28	7	51	36	364	
2013-14 Los Angeles Defenders	22	22	852	234	496	47.2%	39	129	30.2%	189	214	88.3%	45	128	173	83	45	5	71	36	696	
2014-15 Los Angeles Defenders	15	15	564	147	315	46.7%	19	60	31.7%	72	88	81.8%	23	83	106	71	21	3	50	21	385	
2015-16 Los Angeles Defenders	8	8	320	63	153	41.2%	11	34	32.4%	50	59	84.7%	11	43	54	33	15	3	27	18	187	
2015-16 Texas Legends	10	6	294	64	139	46.0%	19	35	54.3%	25	33	75.8%	11	45	56	30	11	7	19	19	172	
2016-17 Texas Legends	42	40	1622	384	851	45.1%	76	216	35.2%	242	305	79.3%	76	236	312	164	83	11	150	86	1086	
Totals	114	103	4212	1011	2207	45.8%	182	518	35.1%	686	825	83.2%	182	653	835	437	203	36	368	216	2890	
Averages			36.9										1.6	5.7	7.3	3.8	1.8	0.3	3.2	1.9	25.4	
Jon Horford																						
2015-16 Canton Charge	32	18	596	57	144	39.6%	10	42	23.8%	14	20	70.0%	65	159	224	30	6	12	21	74	138	
2016-17 Canton Charge	6	0	68	6	9	66.7%	1	1	100.0%	2	2	100.0%	9	11	20	4	1	1	4	11	15	
2017-18 Grand Rapids Drive	34	6	611	61	119	51.3%	3	18	16.7%	24	34	70.6%	68	160	228	44	15	18	35	71	149	
2018-19 Grand Rapids Drive	21	8	368	32	64	50.0%	3	11	27.3%	10	13	76.9%	51	98	149	20	6	8	22	64	77	
Totals	93	32	1643	156	336	46.4%	17	72	23.6%	50	69	72.5%	193	428	621	98	28	39	82	220	379	
Averages			17.7										2.1	4.6	6.7	1.1	0.3	0.4	0.9	2.4	4.1	
Daniel Horton																						
2006-07 South Bay Lakers	15	4	322	33	91	36.3%	8	33	24.2%	13	17	76.5%	3	23	26	46	14	3	20	26	87	
2007-08 Albuquerque Thunderbirds	26	16	833	141	293	48.1%	50	105	47.6%	71	89	79.8%	14	65	79	116	33	9	51	63	403	
Totals	41	20	1155	174	384	45.3%	58	138	42.0%	84	106	79.2%	17	88	105	162	47	12	71	89	490	
Averages			28.2										0.4	2.1	2.6	4.0	1.1	0.3	1.7	2.2	12.0	
Chris Hunter																						
2008-09 Fort Wayne Mad Ants	47	46	1540	353	641	55.1%	3	15	20.0%	197	243	81.1%	179	262	441	39	37	56	105	175	906	
2010-11 Fort Wayne Mad Ants	7	0	145	35	69	50.7%	0	1	0.0%	28	38	73.7%	11	34	45	6	3	12	27	98		
2011-12 Fort Wayne Mad Ants	4	4	90	17	39	43.6%	1	1	0.0%	9	11	81.8%	6	15	21	0	1	6	3	11	43	
2013-14 Fort Wayne Mad Ants	4	4	69	16	31	51.6%	0	0	0.0%	3	3	100.0%	5	13	18	1	0	3	7	7	35	
Totals	62	54	1844	421	780	54.0%	3	17	17.6%	237	295	80.3%	201	324	525	46	41	68	127	220	1082	
Averages			29.7										3.2	5.2	8.5	0.7	0.7	1.1	2.0	3.5	17.5	
Zak Irvin																						
2017-18 Westchester Knicks	12	6	367	47	89	52.8%	3	6	50.0%	9	15	60.0%	10	61	71	18	13	2	15	18	106	
2018-19 Westchester Knicks	30	28	969	160	282	56.7%	1	8	12.5%	34	56	60.7%	64	194	258	92	32	2	44	43	355	
2019-20 Westchester Knicks	41	23	1103	179	313	57.2%	2	26	7.7%	25	43	58.1%	52	175	2							

Wolverines in the NBA G-League

		G	S	MIN	FG	FGA	FG%	3FG	3FGA	3FG%	FT	FTA	FT%	OFF	DEF	REB	AST	STL	BLK	TO	PF	PTS	
J.C. Mathis																							
2007-08	Sioux Falls Skyforce	46	7	630	70	160	43.8%	0	0	0.0%	34	51	66.7%	65	76	141	16	9	11	42	99	174	
2009-10	Idaho Stampede	11	2	162	18	44	40.9%	0	0	0.0%	7	12	58.3%	17	14	31	5	2	5	14	32	43	
Totals		57	9	792	88	204	43.1%	0	0	0.0%	41	63	65.1%	82	90	172	21	11	16	56	131	217	
Averages				13.9										1.4	1.6	3.0	0.4	0.2	0.3	1.0	2.3	3.8	
Charles Matthews																							
2020-21	Canton Charge	11	0	200	20	66	30.3%	0	21	0.0%	4	6	66.7%	10	38	48	14	9	3	11	12	48	
2021-22	Memphis Hustle	7	0	134	19	52	36.5%	3	15	20.0%	1	5	20.0%	8	24	32	2	0	2	8	9	43	
2021-22	Cleveland Charge	4	2	60	3	13	23.1%	2	6	33.3%	1	1	100.0%	2	7	9	3	1	1	5	5	10	
2021-22	Maine Celtics	1	0	8	3	4	75.0%	0	1	0.0%	0	1	0.0%	0	3	3	0	0	0	0	0	6	
Totals		23	2	402	45	135	33.3%	5	43	11.6%	6	13	46.2%	20	72	92	19	10	6	24	26	107	
Averages				17.5										0.9	3.1	4.0	0.8	0.4	0.3	1.0	1.1	4.7	
Mitch McGary																							
2014-15	OKC Blue	8	6	194	57	116	49.1%	0	3	0.0%	17	31	54.8%	28	33	61	6	15	9	28	24	131	
2015-16	OKC Blue	26	9	647	156	341	45.7%	11	46	23.9%	58	76	76.3%	78	150	228	38	28	21	72	84	381	
Totals		34	15	841	213	457	46.6%	11	49	22.4%	75	107	70.1%	106	183	289	44	43	30	108	108	512	
Averages				24.7										3.1	5.4	8.5	1.3	1.3	0.9	2.9	3.2	15.1	
Jordan Morgan																							
2015-16	Canton Charge	3	0	45	3	7	42.9%	0	0	0.0%	1	2	50.0%	4	10	14	5	1	0	5	8	7	
Totals		3	0	45	3	7	42.9%	0	0	0.0%	1	2	50.0%	4	10	14	5	1	0	5	8	7	
Averages				15.0										1.3	3.3	4.7	1.7	0.3	0.0	1.7	2.7	2.3	
Darius Morris																							
2011-12	South Bay Lakers	1	0	28	7	16	43.8%	0	3	33.3%	6	7	85.7%	0	1	1	4	1	0	3	3	21	
2012-13	South Bay Lakers	2	2	70	11	31	35.5%	2	11	18.2%	6	11	54.5%	3	9	12	11	2	0	3	3	30	
2013-14	Rio Grande Vipers	9	7	264	61	120	50.8%	7	39	17.9%	25	39	64.1%	10	29	39	60	7	0	24	14	154	
2015-16	Rio Grande Vipers	3	0	85	15	35	42.9%	7	13	53.8%	4	7	57.1%	5	8	13	13	5	0	2	5	41	
2016-17	Rio Grande Vipers	47	39	1585	311	694	44.8%	94	285	33.0%	225	273	82.4%	39	163	202	303	58	2	149	97	941	
2017-18	Rio Grande Vipers	3	2	79	21	39	53.8%	6	12	50.0%	9	11	81.8%	2	12	14	22	1	0	10	3	57	
2018-19	Santa Cruz Warriors	34	25	999	192	475	40.4%	52	177	29.4%	79	116	68.1%	27	86	113	220	22	4	128	58	515	
Totals		99	75	3110	618	1410	43.8%	169	540	31.3%	354	464	76.3%	86	308	394	633	96	6	319	183	1759	
Averages				31.4										0.9	3.1	4.0	6.4	1.0	0.1	3.2	1.8	17.8	
Brent Petway																							
2007-08	Idaho Stampede	45	24	1087	136	249	54.6%	11	37	29.7%	42	71	59.2%	55	116	171	59	35	68	55	103	325	
2008-09	Idaho Stampede	48	48	1422	193	384	50.3%	39	123	31.7%	64	101	63.4%	55	142	197	62	24	103	54	156	489	
Totals		93	72	2509	329	633	52.0%	50	160	31.3%	106	172	61.6%	110	258	368	121	59	171	109	259	814	
Averages				27.0										1.2	2.8	4.0	1.3	0.6	1.8	1.2	2.8	8.8	
Jordan Poole																							
2019-20	Santa Cruz Warriors	3	3	105	25	54	46.3%	11	26	42.3%	12	15	80.0%	0	18	18	16	4	0	13	9	78	
2020-21	Santa Cruz Warriors	11	11	368	79	175	45.1%	26	80	32.5%	39	42	92.9%	8	50	58	40	5	2	49	38	246	
Totals		14	14	473	104	229	45.4%	37	106	34.9%	51	57	89.5%	8	68	76	56	9	2	62	47	324	
Averages				33.8										0.6	4.9	5.4	4.0	0.6	0.1	4.4	3.4	23.1	
Duncan Robinson																							
2018-19	Sioux Falls Skyforce	33	33	1218	244	475	51.4%	157	325	48.3%	61	76	80.3%	15	128	143	99	32	6	55	89	706	
Totals		33	33	1218	244	475	51.4%	157	325	48.3%	61	76	80.3%	15	128	143	99	32	6	55	89	706	
Averages				36.9										0.5	3.9	4.3	3.0	1.0	0.2	1.7	2.7	21.4	
Courtney Sims																							
2007-08	Iowa Energy	16	2	350	101	156	64.7%	0	1	0.0%	47	66	71.2%	48	55	103	13	6	13	35	47	249	
2008-09	Iowa Energy	32	31	1240	277	458	60.5%	1	2	50.0%	173	230	75.2%	110	242	352	49	18	65	83	106	728	
2009-10	Iowa Energy	14	0	277	57	114	50.0%	3	9	33.3%	56	80	70.0%	32	61	93	8	5	14	22	43	173	
2010-11	Iowa Energy	42	42	1341	255	456	55.9%	0	2	0.0%	190	253	75.1%	150	253	403	43	17	49	124	142	700	
Totals		104	75	3208	690	1184	58.3%	4	14	28.6%	466	629	74.1%	340	611	951	113	46	141	264	338	1850	
Averages				30.8										3.3	5.9	9.1	1.1	0.4	1.4	2.5	3.3	17.8	
Zavier Simpson																							
2020-21	OKC Blue	15	15	428	61	137	44.5%	11	39	28.2%	9	15	60.0%	10	55	65	92	14	1	33	32	147	
2021-22	OKC Blue	35	29	1134	208	426	48.8%	36	103	35.0%	36	52	69.2%	31	148	179	228	62	8	97	94	510	
Totals		50	44	1562	269	563	47.8%	47	142	33.1%	45	67	67.2%	41	203	244	320	76	9	130	126	657	
Averages				31.2										0.8	4.1	4.9	6.4	1.5	0.2	2.6	2.5	13.1	
DeShawn Sims																							
2010-11	Maine Red Claws	48	45	1657	396	783	50.6%	51	129	39.5%	133	196	67.9%	102	269	371	71	53	34	100	131	976	

Wolverines in the NBA G-League

		G	S	MIN	FG	FGA	FG%	3FG	3FGA	3FG%	FT	FTA	FT%	OFF	DEF	REB	AST	STL	BLK	TO	PF	PTS	
Jon Teske																							
2020-21	Lakeland Magic	15	12	297	41	101	40.6%	8	32	25.0%	7	8	87.5%	27	25	52	21	12	13	13	33	101	
2021-22	Lakeland Magic	29	26	715	63	125	50.4%	12	36	33.3%	24	33	72.7%	27	124	151	64	35	46	29	70	180	
Totals		44	38	1012	104	226	46.0%	20	68	29.4%	31	41	75.6%	54	149	203	85	47	59	42	103	281	
Averages				23.0										1.2	3.4	4.6	1.9	1.1	1.3	1.0	2.3	6.4	
Mortiz Wagner																							
2018-19	South Bay Lakers	6	6	167	39	80	48.8%	12	37	32.4%	9	18	50.0%	6	29	35	17	2	4	11	19	99	
Totals		6	6	167	39	80	48.8%	12	37	32.4%	9	18	50.0%	6	29	35	17	2	4	11	19	99	
Averages				27.8										1.0	4.8	5.8	2.8	0.3	0.7	1.8	3.2	16.5	
Derrick Walton Jr.																							
2017-18	Sioux Falls Skyforce	27	27	876	148	335	44.2%	57	151	37.7%	83	92	90.2%	16	91	107	189	38	3	82	35	436	
2019-20	Agua Caliente Clippers	7	7	218	25	63	39.7%	4	16	25.0%	20	24	83.3%	7	33	40	48	9	0	21	15	83	
2021-22	Motor City Cruise	25	25	900	147	291	50.5%	32	83	38.6%	65	80	81.3%	12	128	140	237	37	1	93	55	421	
Totals		59	59	1994	320	689	46.4%	93	250	37.2%	168	196	85.7%	35	252	287	474	84	4	196	105	940	
Averages				33.8										0.6	4.3	4.9	8.0	1.4	0.1	3.3	1.8	15.9	
D.J. Wilson																							
2017-18	Wisconsin Herd	11	11	358	73	155	47.1%	18	53	34.0%	11	11	100.0%	10	51	61	26	9	7	37	22	175	
2018-19	Wisconsin Herd	6	6	139	32	60	53.3%	13	28	46.4%	5	9	55.6%	6	24	30	12	7	4	7	13	82	
2019-20	Wisconsin Herd	5	5	153	35	80	43.8%	11	29	37.9%	7	11	63.6%	11	32	43	15	2	10	11	14	94	
2021-22	OKC Blue	17	12	496	134	243	55.1%	20	60	33.3%	29	41	70.7%	35	155	190	48	14	20	43	50	334	
Totals		39	34	1146	274	538	50.9%	62	170	36.5%	52	72	72.2%	62	262	324	101	32	41	98	99	685	
Averages				29.4										1.6	6.7	8.3	2.6	0.8	1.1	2.5	2.5	17.6	

Michigan in Overseas Leagues

Muhammad-Ali Abdur-Rahkman (G, 2015-18)

2021-22	Poland	Legia Warszawa
2023	Italy	Victoria Libertas Pesaro

Josh Asselin (F, 1997-2001)

2001-02	Spain	Ulla Oil Rosalia de Castro
2002-03	France	Stade Clermontois
2003-04	NBDL	Roanoke Dazzle
	Venezuela	Trotamundos de Carabobo
	Puerto Rico	Gallitos de Isabela
2004-05	Spain	CB Caceres
2005-06	Spain	Alerta Cantabria Lobos
2007-09	Spain	Ricoh Manresa
2009-10	Spain	Cajasol Sevilla
	Ukraine	BC Donetsk
	Spain	C.B. Murcia
2010-11	Spain	Asefa Estudiantes Madrid
2011-13	Spain	Assignia Manresa
2013-14	Puerto Rico	Brujos de Guayama
	Iran	Foolad Mahan Esfahan
	Spain	La Bruixa d'Or Manresa
2014-15	Uruguay	Malvin Montevideo
	Greece	Panionios ON Telecoms
	Dominican	Caneros deLa Romana
2015-16	Dominican	Caneros deLa Romana

Maceo Baston (F, 1994-98)

2000-01	Italy	Montecatini SC
2002-03	Spain	Joventut Badalona
	NBA	Toronto Raptors
2003-06	Israel	Maccabi Elite Tel-Aviv
2006-07	NBA	Indiana Pacers
2007-08	NBA	Toronto Raptors
2008-09	NBA	Indiana Pacers
2009-10	Ukraine	Budivelnik Kyiv
2010-11	Spain	Obradoiro CAB
	Israel	Bnei Eshet Tours Hasharon

LaVell Blanchard (F, 1999-2003)

2004-05	Italy	Tris Reggiao Calabria
2005-06	Germany	EWE Baskets Oldenburg
2006-07	France	Adecco ASVEL
2007-08	France	Stade Clermontois
2008-09	Cyprus	Proteas EKA AEL Limassol
2009-10	Ukraine	Khimik-OPZ Yuzny
	Bosnia	BC Igokea Aleksandrovac
2010-11	Finland	Torpan Pojat Helsinki
2012	Brazil	Santa Cruz/Rado/Pioneer
2012-13	Argentina	Wuber Estudiantes de Bahia
2013-14	Venezuela	Gaiteros de Zulia
	Puerto Rico	Pirates de Quebradillas

Graham Brown (F, 2002-06)

2006-07	Portugal	Lusitania Angra Patrimonio
2007-08	Portugal	Ovarense Aroselos
2008-09	Belgium	Optima Gent
2009-10	Belgium	Antwerp Giants
2010-11	Belgium	Antwerp Giants
2011-12	Belgium	Optima Gent
2012-14	France	STB Le Havre
2014-16	France	BCM Gravelines
2016-17	France	Cholet Basket

Louis Bullock (G, 1995-99)

2000-01	Italy	Muller Verona
2001-02	Italy	Adecco Milano
	Spain	Unicaja Malaga
2003-04	Spain	Unicaja Malaga
2005-10	Spain	Real Madrid
2010-11	Spain	Cajasol Sevilla
2011-12	Spain	Asefa Estudiantes Madrid

Travis Conlan (G, 1994-98)

1998-99	UK	Sheffield Sharks
1999-2000	UK	Manchester Giants
2000-01	ABA, USA	Detroit Dogs
2001-02	CBA, USA	Grand Rapids Hoops
	ABA, USA	Detroit Dogs
2002-03	Greece	Panionios Athens
	Germany	Frankfurt Skyliners
2003-04	Poland	Prokom Trefl Sopot
	Germany	Iceline Karlsruhe
2005-06	Belgium	Euphony Bree

2006-07	Belgium	Liege Basket
2008-10	Belgium	Dexia Mons-Hainaut

Stu Douglass (G, 2008-12)

2012-13	Spain	Planasa Navarra
2013-14	Israel	Altshuer Saham Galil Gilboa
2014-15	Israel	Hapoel Afula
2015-16	Israel	Maccabi Kiryat Gat
2016-18	Israel	Ironi Nahariya
2018-19	Israel	Hapoel SP Tel Aviv
2019-20	Israel	Maccabi Ashdod
2020-21	Israel	Elitzur Kiryat Ata

Herb Gibson (F, 1998-2002)

2002-03	CBA, USA	Great Lakes Storm
2003-04	ABA, USA	Las Vegas Rattlers
2004-05	ABA, USA	Los Angeles Stars
	ABA, USA	Las Vegas Rattlers
	ABA, USA	Detroit Wheels
2005-06	ABA, USA	Orange County Buzz
	ABA, USA	So Col Legends
2006	IBL, USA	Macomb County Mustangs
2006-07	Mexico	Tijuana Dragons
2007-08	Japan	Ryukyu Golden Kings

Gary Grant (G, 1984-88)

1997-98	CBA, USA	Yakima Sun Kings
1998-99	Greece	Aris Thessaloniki

Dion Harris (G, 2003-07)

2007-08	Poland	Polpak Swiecie
2008-09	Cyprus	Achilleas Kaimakliou
2009-10	Cyprus	Achilleas Kaimakliou
	Syria	Al Karameh
2009-11	Cyprus	Achilleas Kaimakliou
2011-12	Germany	TSV Troester Breitenguess-
	bach	
2012-13	Venezuela	Gigantes de Guayana
	Japan	Akita Northern Happinets
	Puerto Rico	Pirates de Bogota
2014-15	New Zealand	Telecom Business Hub Jets

Manny Harris (G, 2007-10)

2012-13	Ukraine	Azovmash Mariupol
2013-14	Turkey	Turk Telekom Ankara
2014-15	Turkey	Eskisehir Basket
2015-16	Turkey	Turk Telekom
2016-17	China	Anhui Wenyi
2017-18	Greece	AEK Athens
2018-19	Lithuania	BC Rytas Vilnius
2018-19	Turkey	Bajcesehir Koleji Istanbul
2019-20	Philippines	NLEX Road Warriors
2019-20	Israel	Hapoel Holon
2020-21	China	Shandong Heroes
2021	Greece	AEK Athens
2022	China	Kaohsiung Steelers
2022-pres	Kuwait	Al Kuwait SC

Sean Higgins (F, 1987-90)

1993-94	Greece	Aris Thessaloniki
1996-97	Turkey	Ulker Istanbul
1997-98	Greece	Iraqueo Crete
1998	Phillipines	Pop Cola
1999	Venezuela	Cocodrilos de Caracas
1999-2000	Russia	Ural-Great Perm
2000-01	ABA, USA	Detroit Dogs
2005-06	ABA, USA	Inglewood Cobras
2006-07	CBA, USA	Albany Patroons
2007	IBL, USA	Las Vegas

Jon Horford (F, 2010-14)

2015	Dominican	Indios de San Francisco
2016-17	Belgium	Stella Artois Leuven Bears
2017	Dominican	Titanes del Licey

Daniel Horton (G, 2002-06)

2006-07	Turkey	Pinar Karsiyaka SK Izmir
	NBDL	Los Angeles D-Fenders
2007-08	NBDL	Albuquerque Thunderbirds
	France	Hyeres-Toulon Var Basket
2008-09	France	Elan Bearnais Pau-Lacq-
	Orthez	
2009-10	France	Hyeres-Toulon Var Basket

2012	Australia	Bendigo Braves
2012-13	Finland	UU-Korihait Uusikaupunki

Mark Hughes (F, 1985-89)

1993-94	France	Dijon
1994-95	France	Lyon
1995-96	CBA, USA	Grand Rapids Mackers
1997-98	CBA, USA	Grand Rapids Hoops

Chris Hunter (F, 2002-06)

2006-07	Poland	AZS Koszalin
2007-08	Belgium	Spotter Leuven

Zak Irvin (G, 2014-17)

2020-	Taiwan	Bank of Taiwan
-------	--------	----------------

Ray Jackson (G, 1991-95)

1995-96	CBA, USA	Grand Rapids Mackers
1996-97	CBA, USA	Grand Rapids Mackers
1997-98	Spain	Huelva
	France	Strasbourg
1998-99	CBA, USA	Grand Rapids Hoops
1999	Venezuela	Trotamundos de Carabobo
1999-2000	Argentina	Obras Sanitarias
2000-01	CBA, USA	Grand Rapids Hoops
2001	Venezuela	Cocodrilos de Caracas

DeVante' Jones (G, 2021-22)

2022-	France	Metropolitans 92
-------	--------	------------------

Antoine Joubert (G, 1983-87)

1988-89	Belgium	Sunair Oostende
1990-92	Mexico	Leon
1993-95	Venezuela	Panteras
1995	Philippines	Shell
	Dominican	Pueblo Nuevo
1995-96	Colombia	Barranquilla Caimanes
1996-97	Poland	Bobry Bytom
1997	Dominican	Pueblo Nuevo
	Venezuela	Gaiteros
1997-98	Poland	Bobry Bytom
1998-99	Poland	Pogon Ruda Slaska
2000	Venezuela	Pantera de Miranda
2000-01	Poland	Hoop-Blanchy Pruszkow
2002	Venezuela	Gaiteros del Zulia

Jimmy King (G, 1991-95)

1997-98	CBA, USA	Quad City Thunder
1998-99	CBA, USA	Quad City Thunder
	CBA, USA	La Crosse Bobcats
1999-2000	CBA, USA	La Crosse Bobcats
	CBA, USA	Rockford Lightning
	CBA, USA	Quad City Thunder
2000-01	CBA, USA	Gary Steelheads
2001	Venezuela	Trotamundos de Carabobo
2001-02	NBDL	Asheville Altitude
2002	USBL, USA	Dodge City Legend
2003-04	CBA, USA	Great Lakes Storm
2004-05	ABA, USA	Detroit Motown Jammers
	ABA, USA	Texas Tycoons
2005	Venezuela	Guaiquerias de Margarita

J.C. Mathis (F, 2003-05)

2006-07	Austria	Gussing Knights
2007-08	NBDL	Sioux Falls Skyforce
2008-09	Spain	Fundacion Adepal Alcazar
2009-10	NBDL	Idaho Stampede
	Spain	Feve Oviedo Baloncesto
2011-12	Italy	Sidigas Avellino
	Slovakia	MBK Rieker Komarno
2013-14	Puerto Rico	Piratas de Vargas

Josh Moore (C, 2000-02)

2002-03	China	Zhejiang Horses
2007-08	Iran	BEEM

Jordan Morgan (F, 2010-14)

2014-15	Italy	Virtus Acea Roma
2015-16	France	Hermine Nantes Atlantique
	France	Paris-Levallois
2016-17	Greece	GS Kymis
2017-18	Slovenia	Olimpija
2018-19	Turkey	Banvit BK

