



2023 - 2024 NORTHWESTERN MEN'S BASKETBALL

# MEDIA GUIDE





## QUICK FACTS

## 2023-24 QUICK FACTS

**City/Zip:** Evanston, IL 60208**Enrollment:** 8,367**Nickname:** Wildcats**School Color:** Purple**Arena Name:** Welsh-Ryan Arena**Capacity:** 7,039**Affiliation:** NCAA Division I**President:** Michael Schill**Combe Family Vice President of Athletics****and Recreation:** Dr. Derrick Gragg**Athletic Dept. Phone:** 847-491-3205**2022-23 Overall Record:** 22-12**Conference Record (Finish):** 12-8 (t-2nd)**Starters Returning/Lost:** 3/2**Letterwinners Returning/Lost:** 7/5**First Year of Basketball:** 1904-05**Overall Won-Lost:** 1,147-1,581-1**NCAA appearances (last):** 2 (2023)**NIT appearances (last):** 7 (2012)**Last Postseason Opponent:**

UCLA, NCAA Second Round

**Result:** L, 68-63**Head Coach:** Chris Collins**Alma Mater, Year:** Duke, '96**Record at NU:** 155-162 (11th Season)**Overall Record:** 155-162 (11th Season)**Office Phone:** 847-491-7906**Assistant Coach:** Talor Battle**Year:** Third Season**Alma Mater, Year:** Penn State, '11**Assistant Coach:** Chris Lowery**Year:** Second Season**Alma Mater, Year:** Southern Illinois, '95**Assistant Coach:** Bryant McIntosh**Year:** Fifth Season (Second as AC)**Alma Mater, Year:** Northwestern, '18**Special Assistant to the Head Coach:** Brian James**Year:** 11th Season (Second in current role)**Alma Mater, Year:** Illinois State, '77**Director of Basketball Operations:**

Chris Lauten

**Coordinator, Basketball Video and Recruiting Ops**

John Martinez

**Graduate Managers:** Henry Adams, Doug

Levy

**Sports Performance:** Brendon Ziegler**Athletic Trainer:** Jeff Tanaka**Equipment Manager:** Jeren McGhee**Creative Video:** Albert Ferastrau, Jake Aks**Administrative Assistant:** Jenifer Marr

## RETURNING STARTERS (3)

Ty Berry (Sr. G, 8.5 ppg, 4.8 rpg, 1.1 aps)

Boo Buie (Gr., G, 17.3 ppg, 3.4 rpg, 4.5 apg)

Matthew Nicholson (Sr., C, 6.3 ppg, 5.4 rpg, 1.2 apg)

## OTHER RETURNING LETTERWINNERS (4)

Brooks Barnhizer (Jr. G, 7.6 ppg, 4.9 rpg, 1.1 apg)

Luke Hunger (So. F, 2.7 ppg, 1.3 rpg, 0.2 apg)

Nick Martinelli (So, G, 2.6 ppg, 1.5 rpg, 0.3 apg)

Blake Smith (So. G, 0.7 ppg, 0.3 rpg, 0.0 apg)

## STARTERS LOST (2)

Chase Audige (G, 14.1 ppg, 3.4 rpg, 2.9 apg)

Robbie Beran (F, 7.5 ppg, 4.5 rpg, 0.6 apg)

## NEWCOMERS (6)

Blake Barkley (Fy, F, Morgantown, W.Va.)

Jordan Clayton (Fy, G, Medford, Mass.)

Ryan Langborg (Gr, G, San Diego, Calif.)\*

Justin Mullins (So, G, Oak Park, Ill.)\$

Blake Preston (Gr, F, Charlotte, N.C.)^

Parker Strauss (Fy, G, Costa Mesa, Calif.)

\* Transferred from Princeton

\$ Transferred from Denver

^ Transferred from Liberty

## NORTHWESTERN ATHLETIC COMMUNICATIONS

## Men's Basketball Contact:

Jacob Pavilack

Associate Director, Athletic Communications

**Cell Phone:** 304-559-7959**E-Mail Address:**

jacob.pavilack@northwestern.edu

**Mailing/Overnight Address**

Anderson Hall

1501 Central Street

Evanston, IL 60208

## WHO WE ARE

**Acceptable references:**

Northwestern, Northwestern University, NU, Wildcats, 'Cats, Chicago's Big Ten Team

**Please avoid:**

N'western, NW, NWU

2023-24 Northwestern Men's Basketball Media Guide designed and edited by Northwestern Athletic Communications staff.  
**PHOTOGRAPHY:** Stephen J. Carrera, David Dermer, Ryan Kuttler, Griffin Quinn, Northwestern Athletics, Northwestern University Archives





## 2023-24 SCHEDULE

DAY	DATE	OPPONENT	SITE	TIME	TV
<b>Wednesday</b>	<b>November 1</b>	<b>McKendree (Exhibition)</b>	<b>Welsh-Ryan Arena</b>	<b>7 p.m.</b>	<b>B1G+</b>
<b>Monday</b>	<b>November 6</b>	<b>Binghamton</b>	<b>Welsh-Ryan Arena</b>	<b>7 p.m.</b>	<b>B1G+</b>
<b>Friday</b>	<b>November 10</b>	<b>Dayton</b>	<b>Welsh-Ryan Arena</b>	<b>7:30 p.m.</b>	<b>BTN</b>
<b>Tuesday</b>	<b>November 14</b>	<b>Western Michigan</b>	<b>Welsh-Ryan Arena</b>	<b>7 p.m.</b>	<b>B1G+</b>
Saturday	November 18	vs. Rhode Island <sup>^</sup>	Uncasville, Conn.	TBA	TBA
Sunday	November 19	vs. Mississippi State or Washington State <sup>^</sup>	Uncasville, Conn.	TBA	TBA
<b>Monday</b>	<b>November 27</b>	<b>Northern Illinois</b>	<b>Welsh-Ryan Arena</b>	<b>7 p.m.</b>	<b>B1G+</b>
<b>Friday</b>	<b>December 1</b>	<b>Purdue*</b>	<b>Welsh-Ryan Arena</b>	<b>8 p.m.</b>	<b>BTN</b>
<b>Sunday</b>	<b>December 10</b>	<b>Detroit Mercy</b>	<b>Welsh-Ryan Arena</b>	<b>1 p.m.</b>	<b>B1G+</b>
<b>Wednesday</b>	<b>December 13</b>	<b>Chicago State</b>	<b>Welsh-Ryan Arena</b>	<b>7 p.m.</b>	<b>BTN</b>
Saturday	December 16	at DePaul	Chicago, Ill.	4:30 p.m.	FS1
Wednesday	December 20	vs. Arizona State! <sup>!</sup>	Footprint Center	7:30 p.m.	TBA
<b>Friday</b>	<b>December 29</b>	<b>Jackson State</b>	<b>Welsh-Ryan Arena</b>	<b>7 p.m.</b>	<b>Peacock</b>
Tuesday	January 2	at Illinois*	Urbana-Champaign, Ill.	8 p.m.	BTN
<b>Sunday</b>	<b>January 7</b>	<b>Michigan State*</b>	<b>Welsh-Ryan Arena</b>	<b>TBA</b>	<b>BTN</b>
Wednesday	January 10	at Penn State*	University Park, Pa.	5:30 p.m.	BTN
Saturday	January 13	at Wisconsin*	Madison, Wis.	8 p.m.	BTN
<b>Wednesday</b>	<b>January 17</b>	<b>Maryland*</b>	<b>Welsh-Ryan Arena</b>	<b>8 p.m.</b>	<b>BTN</b>
Saturday	January 20	at Nebraska*	Lincoln, Neb.	1:15 p.m.	BTN
<b>Wednesday</b>	<b>January 24</b>	<b>Illinois*</b>	<b>Welsh-Ryan Arena</b>	<b>8 p.m.</b>	<b>BTN</b>
<b>Saturday</b>	<b>January 27</b>	<b>Ohio State*</b>	<b>Welsh-Ryan Arena</b>	<b>7:30 p.m.</b>	<b>BTN</b>
Wednesday	January 31	at Purdue*	West Lafayette, Ind.	5:30 p.m.	BTN
Saturday	February 3	at Minnesota*	Minneapolis, Minn.	1 p.m.	BTN
<b>Wednesday</b>	<b>February 7</b>	<b>Nebraska*</b>	<b>Welsh-Ryan Arena</b>	<b>8 p.m.</b>	<b>BTN</b>
<b>Sunday</b>	<b>February 11</b>	<b>Penn State*</b>	<b>Welsh-Ryan Arena</b>	<b>Noon</b>	<b>BTN</b>
Thursday	February 15	at Rutgers*	Piscataway, N.J.	5:30 p.m.	BTN
Sunday	February 18	at Indiana*	Bloomington, Ind.	2 p.m.	FS1
<b>Thursday</b>	<b>February 22</b>	<b>Michigan*</b>	<b>Welsh-Ryan Arena</b>	<b>8 p.m.</b>	<b>FS1</b>
Wednesday	February 28	at Maryland*	College Park, Md.	6 p.m.	BTN
<b>Saturday</b>	<b>March 2</b>	<b>Iowa*</b>	<b>Welsh-Ryan Arena</b>	<b>4:30 p.m.</b>	<b>BTN</b>
Wednesday	March 6	at Michigan State*	East Lansing, Mich.	6 p.m.	BTN
<b>Saturday</b>	<b>March 9</b>	<b>Minnesota*</b>	<b>Welsh-Ryan Arena</b>	<b>8 p.m.</b>	<b>BTN</b>


<sup>^</sup> Basketball Hall of Fame Tip-Off Tournament (Uncasville, Conn., Mohegan Sun Arena)

<sup>!</sup> Jerry Colangelo's Hall of Fame Series - Phoenix (Phoenix, Ariz., Footprint Center)

\* Big Ten game

Home games in **bold**

All times Central



# WELSH-RYAN ARENA

Welsh-Ryan Arena underwent a complete \$110 million renovation following the completion of the 2016-17 season. The renovated building re-opened on Nov. 2, 2018, when the Wildcats defeated McKendree, 83-44.

## Highlights of the project include:

- New seating throughout the arena, with chair-back seats replacing existing wood bleachers
- Wider, more accessible concourses with improved lighting
- Improved accessibility for the mobility-impaired, with five new elevators replacing the existing one
- New and expanded restrooms as well as the addition of accessible family restrooms
- New concession areas with twice as many point-of-sale stations for increased efficiency, along with new food and drink offerings
- State-of-the-art lighting, audio and video capabilities in the arena
- Premium seating areas and expansion of the club area, which provides space for pre- and post-game events
- Expansion of the building lobby
- New locker rooms for men's basketball, women's basketball and volleyball

McGaw Memorial Hall/WRA has been the home of the Wildcats since 1952, when it was built in part to accommodate a meeting of the World Council of Churches at the University. One of the best facilities of its size in the nation when it opened, McGaw Hall played host to the 1956 Final Four, which saw San Francisco win an 83-71 decision over Iowa in the championship game—a contest which drew a crowd of 10,653, still the building's basketball attendance record. McGaw Hall was one of just three different arenas to stage the event from 1953-59.

McGaw Hall was officially dedicated on Jan. 18, 1953, although the first game in it was played Dec. 6, 1952, with Northwestern taking on Western Michigan. The fieldhouse was donated to the University by Foster G. McGaw and friends in memory of his father, the Reverend Francis A. McGaw, a Presbyterian minister who died at his mission in Nairobi, Africa, in 1942.

After its early glory days, the structure to which the Wildcats returned in 1983-84 was not the same one they had left 12 months earlier. A \$6.75 million renovation of the building had dramatically altered its interior, with the biggest improvement being the completion of Welsh-Ryan Arena. NU played its home games at Alumni Hall on DePaul University's campus during the 1982-83 season while the renovations were taking place.

As a part of the \$20 million Campaign for Athletic Excellence, various facilities in McGaw Hall were updated and improved. New wood basketball courts were added to the back of McGaw Hall for extra practice and playing time for the men's basketball, women's basketball and volleyball teams.

The arena is named in recognition of a leadership gift to the \$21 million Athletic Facilities Campaign by the Patrick G. and Shirley Ryan family of Kenilworth, Ill. Ryan, the recently retired chairman of Northwestern's Board of Trustees, is retired president and chief executive officer of AON Corporation. The name-gift pledge to the Campaign was made by the Ryan family in honor of his parents, Mr. and Mrs. Patrick G. Ryan Sr. and his wife's parents, Mr. and Mrs. Robert J. Welsh Sr.

Prior to their move to McGaw Hall, the Wildcats played their home games at Patten Gymnasium from 1910-40. One of the most important events held in the building during its final year was the championship game of the first NCAA tournament on March 27, 1939, when Oregon defeated Ohio State 46-33. Northwestern split its home games between Chicago Stadium and Evanston High School from 1940-52 before McGaw Hall opened for the 1952-53 season. The facility was constructed at a cost of \$1.3 million.

The men's and women's basketball programs moved into brand-new locker rooms during the 2007-08 season as part of a \$4 million project. The second phase of the efforts was completed in time for the 2008-09 campaign as the coaching staffs moved into their new offices on the second floor of the project.





Northwestern University President

# MICHAEL SCHILL

Michael H. Schill begins his term as the president of Northwestern University in the fall of 2022.

As a first-generation college graduate, Schill is a champion of higher education and its power to transform lives. He holds an artium baccalaureus (AB) degree in public policy from Princeton University and a Juris Doctor (JD) degree from Yale Law School. A nationally recognized expert in property, real estate and housing law and policy, Schill was elected as a Fellow of the American Academy of Arts and Sciences in 2011.

Previously, Schill was the president of the University of Oregon and served as the institution's chief executive officer since 2015. He focused his presidency on four priorities to advance the university's mission: enhancing academic and research excellence, supporting student access and success, providing an outstanding campus experience, and improving inclusion and diversity.

He launched a series of initiatives in support of his priorities, such as the Oregon Commitment, an effort to support student success by improving four-year graduation rates and providing more access to higher education through programs like PathwayOregon, which provides free tuition, fees and specialized advising to Pell grant-eligible Oregonians. Under Schill's leadership, UO reached the goal of improving four-year graduation rates by 10 percentage points a year early in 2019.

Schill also spearheaded efforts to make campus more inclusive and encourage the exchange of ideas. Initiatives included a series of events focused on the freedom of expression, an African American Speakers series and the creation of a new Black Cultural Center. Schill also was part of a major initiative to hire and retain more faculty of color, to establish a center on racial disparities and to promote inclusion in the UO's classrooms.

Schill holds a tenured faculty appointment in the University of Oregon School of Law and previously served as the dean and Harry N. Wyatt Professor of Law at the University of Chicago Law School. Prior to joining the University of Chicago, Schill served as the dean of the University of California, Los Angeles School of Law. He also spent time on the faculty at New York University and University of Pennsylvania.

In 2004, Schill founded the Furman Center for Real Estate and Urban Policy at New York University. Under his and subsequent leadership, the Furman Center has become one of the nation's leading research centers on housing and the built environment.

While serving as the president of the University of Oregon, Schill acted as Chair of the PAC-12 CEO Group, is on the Board of Trustees of Ithaka, the nonprofit parent of JSTOR, and is a former member of the Board of Governors of Argonne National Laboratory.





Vice President for Athletics and Recreation

# DR. DERRICK GRAGG

Dr. Derrick Gragg was named Vice President for Athletics and Recreation by President Morty Schapiro in June of 2021, the 23rd person selected to lead the department for the Wildcats. A long-time athletic director, college sports administrator, and diversity and inclusion leader, Gragg joined the Northwestern family after serving as the NCAA's senior vice president for inclusion, education and community engagement.

"I am thrilled and humbled to join the Northwestern University family at this pivotal moment in college athletics," Gragg said. "My career has been shaped by an unwavering belief in the potential of student-athletes to excel in all areas. These young people need more support than ever in the midst of challenging, changing and exciting times. I look forward to joining an incredible roster of coaches and staff in Evanston on this collaborative mission to help our Wildcats achieve at the highest level as students, as athletes and as people."

Under Gragg's direction, the 2022-23 Wildcats men's basketball team reached the NCAA Tournament for the second time in school history and finished second in the Big Ten regular-season standings, the program's best mark in more than 60 seasons. The softball program won the Big Ten Conference regular season crown in back-to-back seasons and in the same season won the Big Ten Tournament title. Northwestern ranked 32nd in the LEARFIELD Directors Cup during Gragg's first season at the helm in 2021-22 and improved to No. 30 for 2022-23, the department's best performance in more than 15 years.

His first year at the helm of NU Athletics was headlined by field hockey's national championship, Northwestern's first national title since lacrosse won the 2012 NCAA Tournament. Northwestern softball won the Big Ten in 2022 before advancing to the Women's College World Series with the Big Ten Coach of the Year Kate Drohan, Player of the Year Rachel Lewis and Pitcher of the Year Danielle Williams. Wrestler Ryan Deakin won the 157lb national title en route to a sixth place finish for NU at the NCAA Wrestling Championships while lacrosse advanced to the NCAA Final Four for the second straight season.

Throughout his career in college athletics, Gragg has prioritized representing the underrepresented and providing a voice and allyship to people of color, women and the LGBTQ community.

While serving as the NCAA's senior vice president for inclusion, education and community engagement, Gragg has worked to ensure diversity, equity and inclusion are reflected on all levels in college athletics. He had a dual focus on internal and external initiatives and programming.

A former football letter-winner at Vanderbilt, Gragg has always valued the

impact of academics on athletes. He earned a master's degree in sports administration from Wayne State University, then his doctorate in higher education administration from the University of Arkansas. Gragg joined the Arkansas athletic department in 2000 as an associate director, and eventually was promoted to deputy director.

Gragg became Eastern Michigan University's athletic director in 2006, then was named to the same position at the University of Tulsa in 2013. Under Gragg's leadership, Tulsa athletics made the transition from Conference USA to the American Athletic Conference in 2014-15. In the first six years of Tulsa's membership, Hurricane teams won 19 Conference titles, the second-most in the league. During his tenure, Tulsa advanced to postseason competition 53 times and produced 28 All-Americans, eight CoSIDA Academic All-Americans and 1,158 American Athletic Conference academic honor roll recipients.

Gragg also helped conceptualize the Tulsa Legacy Game, designed to pay tribute to the survivors and descendants of the 1921 Tulsa Massacre, which is widely recognized as one of the worst incidents of racial violence in U.S. history. The first Tulsa Legacy Game took place last year.

He administered the development and implementation of the athletic department's strategic plan, was instrumental in securing Tulsa's largest-ever planned gift for athletics, and facilitated the department's first all-sport apparel agreement with Adidas, tripling the amount of athletics apparel for studentathletes, coaches and staff. He also served as tournament director for NCAA DI Men's Basketball Tournament First and Second Round games in 2017 and 2019 at Tulsa's downtown BOK Center.

#### WHAT THEY'RE SAYING:

"It was essential for us to find the right leader for the next chapter at Northwestern — someone who can build both academic and athletic excellence at a time of rapid change in the intercollegiate sports landscape, and also someone who can create the best possible environment for students, staff and coaches. After talking extensively with Derrick, it was clear that he was the ideal person for the job." - Morty Schapiro, Northwestern University president and professor

"Derrick stood out among candidates for having lived every level of collegiate athletics — from being a student-athlete to more than a decade as an athletics director, and then taking on a national leadership role with the NCAA," said John Johnson, who served as search chair. "We look forward to welcoming him to Evanston and Chicago as the newest member of our Wildcat family" - Craig Johnson, Northwestern University senior vice president for business and finance





Sullivan-Ubben Head Coach • 11th Season

# CHRIS COLLINS

Chris Collins enters his 11th season as the head coach at Northwestern in 2022-23 season. He was named the University's 24th head men's basketball coach on March 27, 2013.

Through 10 seasons at NU, Collins is 155-162 and guided the program to its first NCAA Tournament appearance in 2016-17, and guided the program to its second appearance in 2022.

Most recently in 2022-23, Collins led the Wildcats to the school's second NCAA Tournament berth, a 22-12 overall record, and a second-place finish in the Big Ten Conference standings with a 12-8 league ledger. For the first time since 1958-59, Northwestern finished second in the league standings, while also setting a school record for conference wins in a single-season. For the first time in his career, Collins was named the Big Ten Coach of the Year, the second time in Northwestern history a coach has earned the award. Additionally, he received national recognition as the Jim Phelan National Coach of the Year and a Naismith Coach of the Year Semifinalist.

The regular season was highlighted by a school-record four wins over AP ranked opponents and the program's first victory against the nation's No. 1 team, on Feb. 12 against No. 1 Purdue, 64-58, inside Welsh-Ryan Arena. Playing away from home, the team went 7-4 in true road contests, winning the school's most road games in a season since 1958-59. The 'Cats captured their first win over a ranked Indiana team since 1988 by downing the No. 15 Hoosiers, 84-83, at Assembly Hall on Jan. 8. Northwestern won back-to-back road games over ranked opponents for the first time in school history as it defeated No. 20 Michigan State 70-63 in East Lansing.

Northwestern earned a No. 7 seed in the NCAA Tournament, the highest in school history, and defeated Boise State 75-67 in the First Round in Sacramento, Calif., before falling to No. 2 UCLA, 68-63. The 'Cats improved to 2-0 all-time in NCAA Tournament First Round games.

Under his coaching, Northwestern's senior guards of Chase Audige and Boo Buie combined to form one of the best backcourts in the country and in school history. Audige was named co-Big Ten Defensive Player of the Year, a first at NU since 1994, and an All-Big Ten Second Team selection. Buie posted one of the best seasons by a point guard in program history and became the first Wildcat named All-Big Ten First Team since John Shurna in 2012. Buie was also a finalist for the Bob Cousy Award, which is awarded to the nation's best

point guard. The duo became the first Northwestern teammates to earn first and second team All-Big Ten honors since 1963-64.

In 2021-22, the team went 15-16. He guided the program to seven Big Ten wins, the program's most in a year since the 2016-17 season. Forward Pete Nance earned All-Big Ten Honorable Mention recognition, averaging 14.6 points and 6.5 rebounds per game. The Wildcats tallied a 64-62 road win at No. 10 Michigan State on Jan. 15, Collins' third triumph over an AP-Top 10 opponent as head coach. Northwestern defeated Nebraska 71-69 in the Big Ten Tournament, earning the team's first postseason win since 2016-17.

In 2020-21, the 'Cats opened Big Ten play 3-0 for the first time since the 1967-68 season and earned a No. 19 ranking from the AP. NU recorded a 79-65 win over No. 4 Michigan State on Dec. 20, it's first win over a top-five opponent since beating the Spartans in 1979. Later that week, the Wildcats knocked off No. 23 Ohio State, 71-70.

During his sixth campaign at the helm of the program, Collins saw program greats Vic Law and Dererk Pardon complete their college careers. Both were named All-Big Ten honorable mention and both finished with over 1,000-career points. Law finished his career in the top-10 at Northwestern for 3-pointers made (10th; 193), rebounds (9th; 710), and double-doubles (7th; 8). As a senior, Pardon averaged a career-high 13.9 points per game, a single-season high 244 rebounds and was the only Wildcat to start and play in all 31 games throughout 2018-19. Collins mentored Pardon to become Northwestern's all-time leader in career field goal percentage (60.2%). He ranks second all-time at NU in blocks (149), fifth in rebounds (785) and fourth in double-doubles (18).

In 2017-18, Collins saw his first Northwestern recruiting class wrap up their collegiate careers. Bryant McIntosh left NU with more than 1,600 points and 700 career assists, becoming one of only three players in Big Ten history to reach both milestones. His 700 career assists are a program record, while ranking seventh in league history. Scottie Lindsey finished his time in Evanston ranking eighth in school history in career three-point field goals and in the top 20 in scoring.

Collins guided the Wildcats to heights never before reached during the 2016-17 season. The unforgettable campaign saw Northwestern accumulate a school-record 24 wins while earning the program's first NCAA tournament berth and victory in school history.



NU captured the nation's attention with its outstanding start to the season. An 18-4 start, including a six-game winning streak in Big Ten Conference play — the program's first since 1933 — saw the team crack the top 25 of the Associated Press poll on Jan. 30, the team's first national ranking in seven years.

Northwestern went on to record 10 wins in league play, its most since the 1932-33 campaign. Five of the victories came on the road, including a 66-59 triumph at No. 7/5 Wisconsin on Feb. 12.

The 'Cats picked up a pair of wins in the Big Ten tournament in Washington D.C., including defeating 25th-ranked Maryland in its own backyard, to give NU its first appearance in the conference tournament semifinal round in school history.

NU was rewarded with an NCAA tournament berth on Selection Sunday and the Wildcats earned a 68-66 victory over Vanderbilt in an opening-round contest in Salt Lake City. Northwestern pushed second-ranked and eventual national runner-up Gonzaga to the limits in the second round before eventually suffering a narrow loss.

The 'Cats placed two individuals on the All-Big Ten teams for the first time since 2012 as Bryant McIntosh was a unanimous second-team selection while Scottie Lindsey was recognized as a third-team pick of the league's coaches. In addition, Vic Law was named to the conference's five-member All-Defensive Team.

Lindsey was one of the Big Ten's most improved players while McIntosh became Northwestern's all-time leader in assists in just his third season of play. McIntosh's average of 5.4 assists per game in conference play made him the first Wildcat in school history to lead the Big Ten in the category (since 1975).

Additionally, Derek Pardon led the Big Ten in field goal percentage in league play (.617) and Nathan Taphorn was the conference leader in 3-point field goal percentage in all games (.470).

Northwestern hung its hat on its defense as the team ranked second in the Big Ten in both opponents field goal percentage (.403) and scoring defense (65.5 ppg), while ranking third in blocked shots (4.9 ppg).

Collins' contributions to the program were rewarded by being named one of four national finalists for the Naismith Men's Coach of the Year award.

Following the 2016-17 season, Collins agreed to a contract extension that runs through the 2024-25 campaign.

The 2015-16 season saw the Wildcats establish a then school regular-season record 20 wins, including eight in Big Ten play. Three of the Big Ten wins were by 20 or more points, marking the first time a Northwestern team posted three league wins by 20+ points since the 1943-44 season.

The Wildcats posted a 10-game winning streak—just the second double-figure winning streak all-time at NU—en route to a 13-1 start to the season, matching the school record for the top 14-game opening stretch in school history. The squad also notched a school-record 13-game home winning streak spanning the 2014-15 and 2015-16 seasons.

Northwestern ranked sixth in the nation with a 1.59 assist-to-turnover ratio paced by McIntosh who recorded a school single-season record 213 assists. The total blew away the previous record of 157 set by Tim Doyle in 2006-07. McIntosh earned honorable mention All-Big Ten distinction along with senior Tre Demps.

Collins' second season with the Wildcats saw the young team continue to improve throughout the season. Despite a stretch of heartbreaking losses, Northwestern showed the resilience to bounce back late in the year to post four straight Big Ten victories and five of six.

Despite being without the services of leading returning scorer JerShon Cobb for a good portion of the season, the 'Cats came together during their late-season surge. Three of the team's top six scorers were true freshmen, including McIntosh who set the school freshman record with 150 assists to go along with an average of 11.4 points per game en route to being named to the five-member Big Ten All-Freshman Team.

Demps and Alex Olah both earned honorable mention All-Big Ten recognition. Olah became the school's career leader in blocked shots in just three seasons and ranked third in the Big Ten with seven double-doubles.

In his first season at the helm, Collins led the Wildcats to an impressive string of road victories.

Collins won his debut as a head coach, notching a 72-55 victory over Eastern Illinois Nov. 9. He traversed the 'Cats through a grinding Big Ten schedule, including earning his first conference triumph at home against 23rd-ranked Illinois Jan. 12.

Northwestern's impressive string of road success began Jan. 18

#### Collins' Coaching Experience

Year	School/Team	Position
1997-98	Detroit Shock (WNBA)	Assistant Coach
1998-2000	Seton Hall	Assistant Coach
2000-08	Duke	Assistant Coach
2008-13	Duke	Associate Head Coach
2013-Present	Northwestern	Head Coach

#### Collins' Head Coaching Record Year-by-Year

Year	School	Record	Big Ten	Place	Postseason
2013-14	Northwestern	14-19	6-12	T-10th	—
2014-15	Northwestern	15-17	6-12	T-10th	—
2015-16	Northwestern	20-12	8-10	9th	—
2016-17	Northwestern	24-12	10-8	T-5th	NCAA 2nd Rd.
2017-18	Northwestern	15-17	6-12	10th	—
2018-19	Northwestern	13-19	4-16	14th	—
2019-20	Northwestern	8-23	3-17	13th	—
2020-21	Northwestern	9-15	6-13	T-12th	—
2021-22	Northwestern	15-16	7-13	T-10th	—
2022-23	Northwestern	22-12	12-8	T-2nd	NCAA 2nd Rd.
<b>Totals</b>	<b>10 seasons</b>	<b>155-162</b>	<b>68-121</b>		





at Indiana before the Wildcats earned a 65-56 win at 14th-ranked Wisconsin. The loss was just the fifth by an unranked Big Ten team in 73 games during Bo Ryan's tenure in Madison. The winning ways continued three days later when the 'Cats notched a one-point win at Minnesota, marking NU's first three-game road winning streak since 1960.

Even though second-leading scorer Cobb was lost to injury late in the season, the Wildcats finished the campaign strong, defeating Purdue on the road to wrap up the regular season before upsetting sixth-seeded Iowa in the opening round of the Big Ten tournament.

The Wildcats were greatly improved on the defensive end under Collins' guidance, holding four of their Big Ten opponents below 30 percent shooting in a game. NU allowed a mere 63.3 points per game in conference play to rank second in the league. Meanwhile, the team's .419 opponents field goal percentage ranked third in the Big Ten.

Collins came to Evanston after serving on the coaching staff at Duke since July 22, 2000. He was promoted to Associate Head Coach in the summer of 2008. During Collins' 13 seasons on the Blue Devils' staff, Duke posted an overall record of 385-77 while recording eight ACC tournament championships, four ACC regular season titles, eight in-season tournament titles and national championships in 2001 and 2010.

Collins worked primarily with backcourt players during his time at Duke and tutored All-Americans Jason Williams, Mike Dunleavy, Chris Duhon, J.J. Redick, Gerald Henderson, DeMarcus Nelson, Jon Scheyer, Nolan Smith and Austin Rivers, in addition to NBA draft picks Daniel Ewing, Kyrie Irving and Kyle Singler.

Collins also served as a court coach and scout for Mike Krzyzewski, assisting the USA Basketball Senior National Team staff with on-court duties as well as game preparation from 2006-12, including during the program's gold-medal performances at the 2008 Beijing Olympics, 2010 FIBA World Championships and 2012 London Olympics.

In his first season as a coach at Duke, the Blue Devils won the 2001 national championship with an 82-72 victory over Arizona. Along the way, Williams earned unanimous first-team All-America and National Player of the Year honors by the NABC. Duhon, a freshman under Collins' tutelage in 2001, was named the ACC Rookie of the Year.

The following year, the Blue Devils posted a 31-4 record, won the ACC tournament for the fourth-consecutive season and were ranked No. 1 in the nation in the final Associated Press poll. Williams earned National Player of the Year honors for the second-consecutive year.

During the 2002-03 season, Duke posted a 26-7 record, a fifth-consecutive ACC tournament championship. One year later, Duke went 31-6 and returned to the Final Four for the second time in Collins' coaching career. Two of his backcourt players, Duhon and Redick, earned All-America and All-ACC recognition.

Collins helped the Blue Devils to a 26-7 overall slate that included the ACC tournament crown in 2004-05. Redick was named the National Player of the Year.

In the 2005-06 season, Collins watched his star pupil, Redick, rank second in the NCAA with a scoring average of 26.8 points per game, while setting the Duke and ACC career scoring records and the NCAA career three-point field goals record. He was a consensus National Player of the Year and a unanimous first-team All-American for the 32-4 Blue Devils.

In 2007-08, Collins helped Nelson elevate his game and garner several honors along the way. Nelson was tabbed the ACC Defensive Player of the Year and also earned NABC third-team All-America, first-team All-ACC and ACC All-Defensive team honors. In 2008-09, Collins guided Henderson to All-America and first-team All-ACC honors. Collins also coached Scheyer in his transition to point guard late in the year, which led to an ACC tournament title.

Collins helped lead Duke to its second national championship during his tenure in 2009-10 as the Blue Devils defeated Butler, 61-59, in the NCAA championship game. Collins coached the top-scoring



**CHRIS COLLINS (right) was one of four finalists for the 2017 Naismith Coach of the Year award joining Kansas' Bill Self, Villanova's Jay Wright and eventual winner Mark Few of Gonzaga (not pictured).**

trio in the NCAA as guards Jon Scheyer, Kyle Singler and Nolan Smith combined to score 53.3 points per game. Scheyer was named a second-team All-America, Singler was the NCAA Final Four Most Outstanding Player and Smith was the NCAA Tournament South Region MOP. All three players were also selected All-ACC and to ACC all-tournament teams while leading the Blue Devils to ACC tournament and ACC regular season championships.

The 2010-11 season marked the third-straight 30-win campaign for the Blue Devils. Collins coached a pair of senior all-stars for the Blue Devils, Singler and Smith. Singler earned first-team All-ACC honors, while Smith led the ACC in scoring at 20.6 points per game to claim ACC Player of the Year and first-team All-America honors.

In 2011-12, Collins was integral in the development of a backcourt that featured NABC third-team All-American Austin Rivers. Rivers averaged a team-high 15.5 points per game to become just the third Duke freshman to lead the team in scoring. He also was tabbed as the ACC Rookie of the Year and was just the seventh freshman in league history to earn first-team all-conference honors.

Before returning to his alma mater, Collins served as an assistant coach at Seton Hall for two years with Tommy Amaker. In 1999-2000, Collins was part of a staff that guided the Pirates to a 22-10 record and the Sweet 16 of the NCAA tournament. Prior to Seton Hall, Collins spent the 1997-98 season as an assistant with the WNBA's Detroit Shock.

As a player, Collins played professional basketball in Finland during the 1996-97 season, leading the league in scoring.

While at Duke, Collins was a team captain as a senior and four-year letterman from 1993-96. He ranks 11th among Duke's all-time leaders in three-point field goals (209) and 10th in three-point field goal attempts (539). Collins averaged 9.1 points, 2.0 rebounds and 2.4 assists as a collegian. He earned second-team All-ACC honors as a senior.

Collins was a member of a Duke senior class that had 83 total victories, three NCAA tournament bids, one Final Four appearance, two ACC regular season championships, an ACC tournament title, and two in-season tournament championships (the 1992 Maui Classic and the 1995 Carrs Great Alaska Shootout).

As a senior in 1996, Collins had his most productive season, leading the Blue Devils in three-point field goals (79), three-point percentage (.441), free throws made (83) and attempted (115), assists (132) and steals (37). Collins also ranked second on the team by averaging 16.3 points per game. He was among the ACC leaders in scoring (10th), assists (fourth), field goal percentage (.467, seventh) and free throw percentage (.722, 10th).

Collins is the son of former NBA All-Star, Doug Collins, who is currently a senior advisor for the Chicago Bulls. A native of nearby Northbrook, Illinois, Collins is a 1996 graduate of Duke with a bachelor's degree in sociology.

Collins and his wife, Kim, have two children: Ryan and Kate.



Assistant Coach • Second Season

# CHRIS LOWERY

A veteran college coach with more than 25 years of experience, Chris Lowery begins his second season at Northwestern as an assistant coach in 2023-24.

He sparked a defensive improvement during his first season on head coach Chris Collins' staff and earned the inaugural Howard Moore Assistant Coach of the Year Award, which is voted on by Big Ten Conference head coaches. Under Lowery's guidance, Northwestern improved its scoring defense by 7.1 points from the previous season and ranked third in the Big Ten and 22nd nationally allowing 62.8 points per game. Wildcats' opponents shot just 41.4 percent from the field, the third-best mark in the conference.

Lowery played an instrumental role in one of the best stretches in K-State history, which includes 170 wins, two Big 12 regular-season championships (2013 and 2019) and five NCAA Tournament appearances (2013, 2014, 2017, 2018, 2019). The Wildcats' two conference titles are the second-most by a Big 12 school in that span with the 2012-13 championship the first-ever in the Big 12 era and the first conference title by the school in more than 36 seasons.

Lowery helped K-State post consecutive 25-win campaigns in 2017-18 and 2018-19 for the first time in school history, as the Wildcats collected a 25-12 overall record and advanced to the Elite Eight for the first time in eight seasons in 2017-18 before posting a 25-9 mark and earning a second Big 12 regular-season title in 2018-19. The school was one of 24 programs nationally, including 15 in power conferences, with 25-win seasons in each of those two seasons.

Lowery arrived at K-State after an eight-year stint (2004-12) as the head coach at his alma mater, Southern Illinois, where he posted a 145-116 (.556) record with four postseason appearances, two Missouri Valley Championships and one State Farm Missouri Valley Conference Tournament title. His teams averaged 18.1 wins over his tenure, including three 20-win seasons, and advanced to the NCAA Tournament on three occasions (2005, 2006, 2007), including a 2007 trip to the Sweet 16. Lowery was twice named the Missouri Valley Coach of the Year (2005, 2007).

Lowery coached two AP honorable mention All-Americans at SIU, including Darren Brooks in 2005 and Jamaal Tatum in 2007. In addition, his players earned numerous Missouri Valley honors, including two Players of the Year (Brooks and

Tatum), four Defensive Players of the Year (Brooks, Randal Falker, Bryan Mullins twice), two Freshmen of the Year (Mullins and Kevin Dillard) and one Sixth Man Award (Tony Young). He coached 12 all-conference players, including five first-team selections, to go with 10 MVC All-Defensive Team honorees, five All-Freshmen picks and four All-Newcomer and Most Improved Team members.

Lowery began his coaching career at Rend Lake College in Ina, Illinois, in 1995, where he helped the Warriors to a 20-win season. He followed with stints at Missouri Southern (1997-2000) and Southeast Missouri State (2000-01) before returning to his alma mater as an assistant helping the Salukis to a 52-15 (.776) record from 2001-03 with back-to-back Missouri Valley Conference titles and consecutive trips to the NCAA Tournament. He went to Illinois in 2003-04, where he helped the Fighting Illini to a 26-7 overall record and a trip to the Sweet 16. Illinois also captured its first outright Big Ten regular season title in more than 52 years in 2003-04, as Lowery helped coach future NBA players Deron Williams, Dee Brown, Roger Powell and Luther Head.

After his one-year at Illinois, Lowery returned to his alma mater as the 12th head coach at Southern Illinois on April 9, 2004. In his first year, SIU posted a 27-8 record, including a 15-3 mark in MVC play, and Lowery became the youngest coach, at age 32, to ever win Missouri Valley Conference Coach of the Year honors. The Salukis won the MVC regular season crown and beat Saint Mary's in the first round of the NCAA Tournament. In 2006-07, he helped SIU to its greatest season in school history, as the team won a school-record 29 games and advanced to the Sweet 16 in 2006-07. The squad finished with a No. 11 ranking in the ESPN/USA Today Coaches Poll and earned its highest NCAA Tournament seed (No. 4).

Lowery was a standout player for legendary Saluki head coach Rich Herrin from 1990-94. Known as a scrappy, hustling player, he helped lead a basketball renaissance at SIU, guiding the Salukis to consecutive NCAA Tournaments in 1993 and 1994. He helped the school to an 86-37 mark during his playing career, including four postseason appearances and two Missouri Valley Conference titles. He scored 1,225 points and dished out 391 assists in his career. He earned a bachelor's degree in physical education from the university in 1995.

For his efforts as a player (1991-94), assistant coach (2001-03) and head coach (2004-12), Lowery was inducted into the Southern Illinois Athletics Hall of Fame on October 18, 2019. In those three capacities, he was part of 283 wins with a combined seven NCAA Tournaments and eight MVC Championships.

Lowery was a standout player at Harrison High School in Evansville, Indiana, and for those accomplishments, was named to the 2015 Indiana Basketball Hall of Fame Silver Anniversary Team.

Lowery also has international coaching experience with USA Basketball, serving as an assistant with the U-19 team which won the gold medal at the 2009 World Championships. He coached alongside TCU's Jamie Dixon and Purdue's Matt Painter for a squad that included future NBA players Gordon Heyward, Shelvin Mack, Klay Thompson and Kemba Walker.

A native of Evansville, Indiana, Lowery, 48, and his wife, Erika, have three children, Lexis, C.J., and Jazmyn. The couple's son, Kahari, passed away in November 2016.

## LOWERY'S COACHING CAREER

Northwestern, 2022-present  
Assistant Coach  
Kansas State, 2012-22  
Associate Head Coach  
Southern Illinois, 2004-12  
Head Coach  
Illinois, 2003-04  
Assistant Coach  
Southern Illinois, 2001-03  
Assistant Coach  
Southeast Missouri State, 2000-01  
Assistant Coach  
Missouri Southern, 1997-00  
Assistant Coach  
Rend Lake College, 1995-97  
Assistant Coach





Assistant Coach • Third Season

# TALOR BATTLE

Talor Battle joined the Northwestern men's basketball program as an assistant coach in May of 2021, and enters his third season on staff in 2023-24.

Battle helped the Wildcats reach the school's second NCAA Tournament berth, a 22-12 overall record, and a second-place finish in the Big Ten Conference standings with a 12-8 league ledger. For the first time since 1958-59, Northwestern finished second in the league standings, while also setting a school record for conference wins in a single-season.

Northwestern's senior guards of Chase Audige and Boo Buie combined to form one of the best backcourts in the country and in school history. Audige was named Big Ten Defensive Player of the Year, a first at NU since 1994, and an All-Big Ten Second Team selection. Buie, who is Battle's younger brother, posted one of the best seasons by a point guard in program history and became the first Wildcat named All-Big Ten First Team since John Shurna in 2012. Buie was also a finalist for the Bob Cousy Award, which is awarded to the nation's best point guard. The duo became the first Northwestern teammates to earn first and second team All-Big Ten honors since 1963-64.

In his first season at Northwestern, Battle helped the team record seven Big Ten wins, the program's most in a year since the 2016-17 season. The Wildcats tallied a 64-62 road win at No. 10 Michigan State on Jan. 15. Later in the season, Northwestern defeated Nebraska 71-69 in the Big Ten Tournament, earning the team's first postseason win since 2016-17. He coached his half-brother, starting guard Boo Buie,

to career-high marks of 14.1 points and 4.3 assists per game.

Battle served as an assistant coach at his alma mater, Penn State, in 2020-21, before joining Collins' staff.

The Nittany Lions finished the

year with an 11-14 record and a 7-12 Big Ten record, which included a win in the Big Ten Tournament. He played professionally overseas for seven years before joining the coaching ranks.

"We're excited to welcome Talor to the program," said Sullivan-Ubben Men's Basketball Head Coach Chris Collins upon Battle's hiring. "His track record as an elite player in this league makes him an incred-

ible mentor for our players, and an obviously compelling recruiter. He has a great knowledge of the game and an undeniable passion for coaching that will be great additions to the staff."

"My wife Gretchen, our daughters and I are excited for the opportunity to join the Northwestern basketball program," Battle said. "With this role brings a new atmosphere, culture and family that I'm already proud to be a part of. I am fired up about the vision and direction Coach Collins has for this program. I look forward to learning from Coach Collins and accomplishing special things here in Evanston."

Battle, a 2011 Associated Press honorable-mention All-American, is Penn State's all-time leading scorer with 2,213 career points during his four-year career. He helped lead the Nittany Lions to the 2009 National Invitation Tournament championship, the program's first national title, and a program-record 27 wins that season. He earned All-Big Ten Tournament Team honors in 2011 as Penn State advanced to its first Big Ten Tournament championship game and first NCAA tournament appearance in a decade.

The Albany, N.Y., native is one of only two players to lead Penn State in scoring in four-straight seasons. He was the first Nittany Lion to twice earn All-Big Ten first team, first-team NABC All-District and first-team USBWA honors, and four-time team MVP accolades.

Battle finished his career in the Top-5 of Penn State's career lists for assists (4th; 517), 3-point field goals (3rd; 317), field goals (2nd; 722) and free throws (4th; 452), as well as setting the career record for starts (131) and Big Ten record for career minutes played (4,799). He still holds several positions on single-season Top-10 stat lists. After concluding his collegiate career, Battle played professionally overseas from 2011-18. His career included stops in Germany, Italy, Belgium, Israel, Hungary and Slovenia. In 2014 he won the Pro Basketball League Star of Coaches Award in Belgium, which is awarded to the league's best player as voted on by the coaches.

As a senior in high school, Battle led Bishop Maginn to the Class AA state title game and averaged 28.7 points per game. He ended his prep career as the fifth leading all-time scorer in New York Section II history. He was AAU teammates with all-american guard Jimmer Fredette.

Battle graduated from Penn State in 2011 with a degree in recreation, park, and tourism management.

He and his wife, Gretchen, are the parents of two daughters,

#### BATTLE'S COACHING CAREER

Northwestern, 2021-present  
Assistant Coach  
Penn State, 2020-21  
Assistant Coach



Assistant Coach • Second Season

# BRYANT MCINTOSH

One of the most accomplished players in school history Bryant McIntosh begins his second season as assistant coach in 2022-23. He previously spent three seasons in Evanston as assistant director of basketball operations (2019-22).

In his first season in an on-court coaching role as the youngest assistant in the Power 5 conferences, McIntosh helped the Wildcats reach the school's second NCAA Tournament berth, a 22-12 overall record, and a second-place finish in the Big Ten Conference standings with a 12-8 league ledger. For the first time since 1958-59, Northwestern finished second in the league standings, while also setting a school record for conference wins in a single-season.

Northwestern's senior guards of Chase Audige and Boo Buie combined to form one of the best backcourts in the country and in school history. Audige was named Big Ten Defensive Player of the Year, a first at NU since 1994, and an All-Big Ten Second Team selection. Buie, who is Battle's younger brother, posted one of the best seasons by a point guard in program history and became the first Wildcat named All-Big Ten First Team since John Shurna in 2012. Buie was also a finalist for the Bob Cousy Award, which is awarded to the nation's best point guard. The duo became the first Northwestern teammates to earn first and second team All-Big Ten honors since 1963-64.

Sullivan-Ubben Head Men's Basketball Coach Chris Collins announced the elevation of McIntosh from assistant director of basketball operations to on-court assistant coach on August 3, 2022.

"It's great to be able to add Bryant McIntosh as an assistant coach," said Collins. "Bryant has been an integral part of our staff the last few years and he is a rising star in coaching.

**MCINTOSH'S COACHING CAREER**  
Northwestern, 2022-present  
Assistant Coach  
Northwestern, 2019-22  
Assistant Director of Basketball Ops.

We all know what Bryant means to Northwestern basketball as one of the all-time greats in our program, with his teams reaching a level of unprecedented success. His experience and knowledge will make him an amazing resource for our players in all areas."

As the assistant director of basketball operations McIntosh was responsible for coordinating film exchange with other universities,

managing film operations for practices and games, assisting with team travel and assisting the coaching staff with on-campus recruiting events and tasks.

A four-year starter, McIntosh is one of three players in Big Ten history to record at least 1,600 points and 700 assists in a career. A second-team All-Big Ten pick as a junior, he holds the top two single-season assist marks in school history and his 700 career assists are a school record.

The Greensburg, Indiana, native ranks sixth all-time at NU with 1,683 career points while also placing in the top 10 for games played, games started, field goals, minutes played and free throw percentage. He averaged 13.0 points per game and 5.4 assists per game throughout his career.

An Academic All-Big Ten honoree, McIntosh graduated from Northwestern in 2018 with a bachelor's degree in communication studies.

After graduating from Northwestern, McIntosh played professionally for a season in Belgium with the Leuven Bears.









## BOO BUIE

GUARD

6-2 | 180 | GRADUATE

ALBANY, N.Y.

GOULD ACADEMY (MAINE)

O

### 2022-23

All-Big Ten First Team ... USBWA District V All-District Team ... NABC District 7 Second Team ... Bob Cousy Award Finalist ... Big Ten Player of the Week (Feb. 13) ... Started all 34 games, averaging 17.3 points and 4.5 assists per game, while maintaining a 1.88 assist-turnover ratio ... Scored 588 points, the third-highest single-season mark in school history ... Became the first player in program history to average 17 points and 4.5 assists per game in a season ... Ranked sixth in the Big Ten in points per game and fifth in assists per game ... Finished ninth in the Big Ten in assist-turnover ratio ... Ranked second in the Big Ten posting a free throw percentage of 86.9% (126-for-145) ... 126 made free throws are the most in a single-season by a Wildcat since Evan Eschmeyer (208) in 1998-99 ... Only player in program history to make over 60 3-point field goals and 125 free throws in a season, and the only player in the Big Ten to do so in 2022-23 ... Dished out 154 assists, tied for the fourth-most in a season in program history ... Recorded four games of 20 or more points and eight or more assists, tied for the fifth-most in the country ... Posted 16 points, seven boards and six assists in the season-opener against Chicago State (11/17), the first NU player to post those numbers in a game since 2017 ... Scored 12 points, all in the second half, in a road win at Georgetown (11/16) ... Became the 39th player in program history to reach 1,000 career points with a 28-point performance, including a career-high seven 3-pointers against Purdue Fort Wayne (11/18) ... Scored 20 points a road win at Michigan State, his third career 20+ point game against the Spartans (12/4) ... Tallied 16 points on 7-of-12 shooting and five assists to help beat UIC (12/20) ... Registered 15 points, converting a season-high 11-of-12 free throws, and four assists in a win over Illinois (1/4) ... Scored 26 points on 10-of-18 shooting to help beat Indiana (1/8) ... Posted 22 points and five assists against Michigan (1/15) ... Tallied a game-high 20 points, career-high tying seven rebounds, and five assists to help beat Wisconsin (1/23) ... Scored 17 points on 5-of-9 shooting and 3-of-5 from three to help beat Nebraska (1/25) ... Notched 21 points and eight assists in a win over Minnesota (1/28) ... Scored 20 points on the road against Iowa (1/31) ... Tallied 23 points and eight assists against Michigan (2/2) ... Named Big Ten Player of the Week after averaging 22.5 points per game and leading the Wildcats to wins over Ohio State and Purdue ... Scored 19 points on 6-of-10 shooting from the field and a 2-of-3 mark from 3-point range in a road win over Ohio State (2/9) ... Tallied 26 points, a career-high three blocks, three steals, and three assists in the 'Cats upset of No. 1 Purdue (2/12), the first win in program history against the nation's No. 1 team ... Became the first Big Ten player to post 25+ points, 3+ blocks, 3+ steals, and 3+ assists in a conference game since at least the 2010-11 season ... Connected on the game-winning floater with two seconds remaining in the game as part of a 21-point night to defeat Indiana for the second time this season (2/15) ... Notched 23 points and eight assists to help beat Iowa (2/19) ... Scored a career-high 35 points on the road at Illinois (2/23), the most in a game by a Wildcat since John Shurna scored 35 against LSU in 2011 ... Scored 20 or more points in a career-best four straight games against Purdue, Indiana, Iowa and Illinois ... Dropped 20 points and eight assists against Penn State (3/1) in the home finale ... Scored 14 points, all in the second-half, to help beat Rutgers (3/5) on the road in the regular season finale ... Posted 22 points with five assists and five rebounds in the NCAA Tournament First Round win over Boise State ... Logged 18 points with four assists and four rebounds in the NCAA Tournament Second Round contest against UCLA.

### 2021-22

Played in all 31 games and made 30 starts, averaging 14.1 points, 4.3 assists and 2.5 rebounds per game ... 134 assists led the team and ranked seventh in the Big Ten ... Led the team with 78 made free throws, and ranked second in points and 3-point field goals (148) ... Led the team and ranked fifth in the Big Ten shooting 79.6% (78-for-98) at the free throw line ... Became the first Northwestern player to average 14+ points and 4+ assists per game since Bryant McIntosh (2016-17) ... Posted 20+ points four times (Georgia, Penn State, Providence and Nebraska) ... Recorded a career-high five steals while also leading the team in points (17) and assists (6) against Eastern Illinois (11/9) ... Led the team with seven assists while scoring 19 points against High Point (11/12) ... Dished out a career-high nine assists along with 13 points in a win over New Orleans (11/16) ... Scored a game-high 23 points on 8-of-15 shooting against Providence (11/22) ... Scored a game-high 22 points and tallied six assists versus Georgia (11/23) ... Registered 12 points and six assists against Wake Forest (11/30) ... Recorded 16 points, five rebounds, and four assists in a win over Maryland (12/5) ... Scored 11 points in 20 minutes against Illinois Springfield (12/20) ... Recorded team highs with 22 points and eight assists against Penn State (1/5) ... Contributed 13 points, with a season-high seven rebounds, and four assists against Maryland (1/12) ... Tallied 12 points, four boards, four assists and two steals to help defeat No. 10 Michigan St. (1/15) ... Tallied a game and career-best 27 points and hit a career-high six threes at Nebraska (2/5) ... Scored 16 points to help defeat Nebraska in the Big Ten Tournament (3/9).

### 2020-21

Led the team with 41 made three-pointers and 96 assists ... Finished in the Top 10 in assists per game in the Big Ten ... Was one of four Wildcats to average double figures in scoring at 10.3 points per game ... Scored eight points and tied his career-high with seven assists in the season-opening win against Arkansas Pine-Bluff (12/2) ... Matched his career high with seven assists for a second-straight game and finished with nine points in a win over Chicago State (12/5) ... Led the team with 14 points and six assists while setting a new career-high with eight free throws against Pitt (12/9) ... Contributed 15 points, five rebounds and four assists in a win over Quincy (12/15) ... Scored a career-high 30 points on 9-of-15 shooting and 5-of-6 from three while adding four assists and three rebounds in a win over #4 Michigan State (12/20) ... Named the Big Ten Player of the Week for the first time in his career (12/21) ... Scored 11 points and shot 3-of-5 from behind the arc, while adding a game-high four assists in a win at Indiana (12/23) ... Scored 14 points, including 10 in the second half, to go along with five assists and hit a go-ahead three-pointer with 1:04 remaining in a win over #23 Ohio State (12/26) ... Dished out a career-high eight assists against #10 Iowa (12/29) ... Tied a career-high in blocks against #25 Rutgers (2/13) ... Led the team with 19 points to go along with a team-high four assists vs. #21 Wisconsin (2/21) ... Finished with a game-high 25 points on a career-high 12 made free throws and three made three-pointers at Minnesota (2/25) ... Scored a team-high 15 points behind three made three-pointers vs. Maryland (3/3) ... Finished with 11 points and a game-high six assists vs. Nebraska (3/7).

### 2019-20

Started 11 games as a first-year, including nine of the team's last 10 games ... Third-best on the team in scoring average with 10.3 points per game as a first-year ... His 63 assists and 17 steals were both second-most on the roster ... Played the most minutes (649) among Northwestern first-years ... Scored the Wildcats' highest individual point total in a game with 26 points against Michigan State (12/18) ... Put up more than 20 points in three different games ... Averaged 12.27 points, 3.36 assists and 1.0 steals as a starter ... Shot 37.6% (96-of-255) from the floor and 28.2% (31-of-110) from deep.



**HIGH SCHOOL**

Averaged 26.5 points, 6.5 assists, 4.0 rebounds at Gould Academy ... Second-ranked recruit from New York per 247Sports when he signed ... Helped lead the Huskies to sectional and regionals championships his junior year ... Named First Team All-State ... Team MVP and Sectionals MVP ... Distant cousin of teammate Jared Jones.

**PERSONAL**

Born Daniel Richard Buie ... Son of Denise Murphy ... Brothers with Northwestern assistant coach Talor Battle ... Completed undergraduate degree in Learning & Organizational Change.

**NICK MARTINELLI**

GUARD  
6-7 | 200 | SOPHOMORE  
GLENVIEW, ILL.  
GLENBROOK SOUTH HS

2

**2022-23**

Appeared in 20 games, averaging 2.6 points and 1.5 rebounds per game ... Led Northwestern first-years in scoring and minutes played ... Shot 51.2% from the field ... Made collegiate debut in the season-opener against Chicago State, recording a steal in four minutes (11/7) ... Notched seven points, four rebounds and a career-high two assists against Pittsburgh (11/28) ... Did not play in the next 10 games until playing four minutes against Wisconsin (1/23) ... Played in each of the remaining 17 games of the season ... Snagged a career-high five rebounds in a win over Minnesota (1/28) ... Scored a career-high nine points on a perfect 3-of-3 shooting versus Iowa (1/31) ... Tied a career-high with two assists and tacked on four boards in a career-high 18 minutes in a win over Rutgers (3/5) ... Recorded six points, four boards and tied a career-high with 18 minutes of action against Penn State (3/10) in the Big Ten Tournament Quarterfinals.

**HIGH SCHOOL**

Scored 1,331 career points at Glenbrook South HS ... Averaged 22.8 points and 6.6 rebounds per game as a senior, and led the Titans to a 33-3 record ... Named first-team Class 4A all-state by both the Associated Press and Illinois Basketball Coaches Association ... According to 247Sports, ranked the No. 7 player in the state of Illinois ... Three-star prospect ... Averaged 21.8 points and 5.9 boards per game as a junior, earning all-state and all-league accolades.

**PERSONAL**

Both older brothers played college basketball, Dom played his freshman season (2020-21) at Northwestern as a preferred walk-on before transferring to St. Thomas ... Eldest brother Jimmy, was a four-year starter at NYU from 2016-20.

**TY BERRY**

GUARD  
6-3 | 185 | JUNIOR  
NEWTON, KAN.  
SUNRISE CHRISTIAN

3

**2022-23**

Started all 34 games, averaging 8.5 points, 4.8 rebounds and 1.1 assists per game ... Ranked seventh in the Big Ten averaging 1.4 steals per game ... Scored in double-figures in 14 games, finishing third on the team in scoring ... Ranked second on the team in steals and third in rebounding ... Posted season career-highs in points (288), steals

(47), assists (37), rebounds (162), game played and games started ... Scored 14 points and grabbed seven rebounds in the season-opener against Chicago State (11/7) ... Recorded first career double-double against Northern Illinois, tallying 11 points and a career-high 11 rebounds with three steals (11/11) ... Pumped in nine points and grabbed seven rebounds at Georgetown (11/15) ... Became the first Northwestern guard since 2010-11 to snag 25 or more boards through the first three games of the season ... Poured in 19 points on 5-of-10 shooting and recorded a career-high four steals against Liberty in the Cancun Challenge (11/22) ... Scored 11 or more points in five consecutive games from Dec. 29 to Jan. 11, averaging 12.4 points per game during the stretch and shooting 44.4% from the field ... Recorded 13 points and two steals in Northwestern's first win against Illinois since 2019 (1/4) ... Logged second double-double of the season by pouring in 13 points and tying a career-high of 11 rebounds in a win against No. 15 Indiana in Assembly Hall (1/8) ... Scored a career-high 26 points, scoring 23 points in the first half, on 10-of-17 shooting at Nebraska (1/25) ... Totaled a team-high seven rebounds while adding five points and three steals in a win against No. 1 Purdue (2/12) ... Scored 16 points to help defeat Iowa at home (2/19) ... Had 10 points and five rebounds against Penn State in the home finale (3/1) ... Notched 12 points and seven rebounds in the regular-season finale win on the road over Rutgers (3/5) ... Tallied 13 points on 5-of-7 shooting with six boards in an NCAA Tournament first round win over Boise State (3/16).

**2021-22**

Played in all 31 games and made 16 starts, averaging 7.4 points, 1.1 assists and 2.3 rebounds per game ... Finished second on the team making 54 3-pointers ... Recorded the second-highest 3-point field goal percentage (38.8%) on the team ... Ranked fifth on the team in scoring ... Made his first collegiate start scoring 13 points and totaling six rebounds against Eastern Illinois (11/9) ... Scored 17 points, recording a career-high five threes, against New Orleans (11/16) ... Contributed 10 points and three assists versus Georgia (11/23) ... Scored nine points on 2-of-3 shooting from three against Wake Forest (11/30) ... Went 3-of-4 from deep for nine points against NJIT (12/12) ... Dished out a career-high four assists and nailed three 3-pointers against Illinois Springfield (12/20) ... Led the team with a career-high 23 points while grabbing a career-high six rebounds against Ohio State (1/9) ... Scored nine points on a trio of 3-pointers against Nebraska (2/5) ... Dropped 16 points and hit four 3-pointers against Illinois (2/13) ... Scored in double-figures for three straight games against Nebraska (2/22), Penn State (2/25) and Iowa (2/28) ... Tied his career-high with five threes and scored 19 points at Iowa (2/28).

**2020-21**

Led the team among players with at least 20 three-point attempts shooting 36.5% from behind the arc ... Finished third on the team with 18 steals ... Scored 15 points—all in the second half—on 4-of-6 shooting, including 3-for-4 from behind the arc, in the season-opener against Arkansas Pine-Bluff, marked the most points in a Wildcat's first-year debut since 2015 (12/2) ... Made his final six shots of the game and scored 14 second half points in a win over Chicago State (12/5) ... Scored nine points on 3-of-4 shooting from three-point range in a win over Quincy (12/15) ... Scored 12 points on 4-of-5 shooting, including 3-of-4 from three, and added a career-high three steals off the bench in a win over #4 Michigan State (12/20) ... Finished with five points and two rebounds at #16 Michigan (1/3) ... Tallied a career-high three steals against #12 Illinois (1/7) ... Scored six points and grabbed two rebounds against #24 Purdue (2/6) ... Finished with five points, a career-high two assists, and two steals vs. Maryland (3/3) ... Had 10 points, two steals, and two rebounds against Nebraska (3/7).

**HIGH SCHOOL**

Rated as the No. 2 guard in the state of Kansas ... Two-time All-Metro

selection at Newton HS before transferring to Sunrise Christian ... Averaged 12.3 points, 3.4 assists and 2.3 steals while playing on the Under Armour Association ... No. 24 ranked shooting guard in the nation, according to Rivals.com ... Finished his senior season at Sunrise Christian as the No. 5 ranked HS in the nation with a 22-3 record ... Ranked as a 4-star recruit by 247 Sports.



## BLAKE BARKLEY

FORWARD  
6-7 | 200 | FIRST-YEAR  
MORGANTOWN, W.VA.  
PUTNAM SCIENCE ACADEMY (CONN.)

4

### HIGH SCHOOL

Rated a three-star prospect by 247Sports ... Played postgrad year at Putnam Science Academy in Connecticut ... At PSA, helped secure the Mustangs' fourth National Prep championship and second straight title ... Before Putnam Science, prepped at University High School in West Virginia and Scotland Campus in Pennsylvania ... Named OVAC First-Team All-Conference at University ... Competed on the Adidas 3SSB circuit in 2022, averaging 13.5 points and 8.2 rebounds per game.

### PERSONAL

Son of Mike and Sara Barkley.



## RYAN LANGBORG

GUARD  
6-4 | 195 | GRADUATE  
SAN DIEGO, CALIF.  
PRINCETON

5

### 2022-23 (AT PRINCETON)

Started in all 32 games for the Tigers, averaging 12.7 points, 3.1 rebounds and 1.6 points in 31.3 minutes per game ... Tied his career-best mark of 66 made 3-pointers, which ranks 13th all-time at Princeton ... His 153 made 3-pointers in his career ranks 13th in program history ... Buried three or more 3-pointers in 11 games ... Scored double-figures in 24 games ... Ranked 15th in the Ivy League in true shooting percentage (.552) during conference play ... Posted 17 points in the season-opener against Hofstra (11/7) ... Made a career-high five steals and tied a career-high three blocks, along with 17 points and six rebounds in a win over Northeastern (11/26) ... Tallied 19 points, five rebounds and five assists against Lafayette (12/6) ... Made four 3-pointers in a 16-point, five-rebound, four-assist performance versus Delaware (12/16) ... Hit a career-high five 3-pointers in a 23-point outing against Kean (12/23) ... Recorded 12 points and a career-high 11 rebounds — his only double-double in his career — in a victory over Harvard (12/31) ... Canned a career-high nine free throws (9-of-10 from the charity stripe) in a 20-point performance versus Cornell (1/7) ... Scored 15 points against Dartmouth (2/11) ... Posted 14 points, five assists and three rebounds against Yale (2/18) ... Poured in 18 points and six rebounds in a win over Harvard (2/25) ... Played a career-high 41 minutes versus Penn, posting 13 points, three rebounds and three assists (3/4) ... Tallied 14 points and four assists against Yale to clinch the Ivy League Tournament title (3/12) ... Notched 22 points on 8-of-17 shooting, six rebounds and four assists in a round of 32 win over Missouri (3/18) ... Poured in a career-high 26 points on 11-of-17 shooting, including 4-of-7 from beyond the arc, in the Sweet 16 against Creighton (3/24).

### 2021-22 (AT PRINCETON)

Appeared in 29 games, starting in 22 ... Canned 66 3-pointers, a mark which ranks 13th in Princeton's program history ... Finished third in the Ivy League in 3-point percentage (.405) and eighth in 3-point field goals made per game (2.3) ... Scored in double-figures in 16 games ... Tallied 13 points on 4-of-10 shooting from 3-point range, four rebounds and three assists in a win over South Carolina (11/12) ... Poured in 14 points in a victory against Marist (11/17) ... Posted 10 points and five assists versus Monmouth (11/24) ... Knocked down 6-of-13 shot attempts for 18 points and added six rebounds in a win over Fairleigh Dickinson (11/28) ... Knocked down four 3-pointers and had a season-high seven rebounds, along with 16 points and four assists, against Hofstra (12/1) ... Canned a season-high five 3-pointers in a 17-point performance versus Drexel (12/4) ... Dished out a career-high five assists along with a season-high three steals and 14 points in a win over Bucknell (12/7) ... Tallied 15 points and seven rebounds in a victory against Brown (1/15) ... Scored a season-high 19 points in a win over Dartmouth (1/22) ... Posted 13 points and six rebounds in a victory against Columbia (2/5) ... Had 15 points and six rebounds versus Brown (2/18) ... Hit 4-of-5 3-pointers in a 16-point outing against VCU (3/15).

### 2020-21 (AT PRINCETON)

Season canceled due to COVID-19.

### 2019-20 (AT PRINCETON)

Appeared in 20 games, starting in nine ... Named Ivy League Rookie of the Week on Dec. 1, 2019 ... Hauled in a season-high six rebounds along with six points versus San Francisco (11/9) ... Scored a season-high 13 points against Indiana (11/20) ... Played a season-high 35 minutes versus Arizona State (11/26) ... Nailed a season-high three 3-pointers in a nine-point, five-rebound performance against Drexel (12/4) ... Tallied five points and five rebounds against Monmouth (12/10) ... Posted a season-high two steals and two blocks, along with three points and four rebounds in a win over Dartmouth (2/22) ... Hit both of his 3-point attempts in a six-point performance against Brown (2/28) ... Tallied 10 points on 4-of-7 shooting in a victory over Columbia (3/6).

### HIGH SCHOOL

Four-year varsity starter at La Jolla Country Day School ... Won the 2019 California D3 State Championship and the 2016 San Diego CIF Championship ... Ranked as a three-star recruit by 247Sports and recognized as No. 85 in Lindy's Top 100 High School Seniors for 2019 ... As team captain, led LJCD to the Division 3 California State Championship earning MVP in the process with a 23 point, 17 rebound, 6 assist performance ... Three-time All-Coastal League First team selection ... Three-time All-CIF section first team selection...two-time California All-State Team ... Selected as the 2019 California Division 3 State Player of the Year ... Scored a school record 2,456 points in high school career, ranking eighth all-time in San Diego CIF section history ... School record for single game scoring with 42 points ... Numerous All-Tournament, Player of the Game, and MVP awards throughout high school ... Selected as the 2019 Coastal League Scholar Athlete of the Year ... Four-time San Diego Union Tribune All-Academic Team.

### PERSONAL

Son of Kurt and Kimberly Langborg ... Father Kurt swam at Yale ... Brother Jack Langborg graduated from Point Loma Nazarene University in 2019 and was a member of the men's basketball team ... Graduated from Princeton with a degree in economics.





## PARKER STRAUSS

GUARD  
6-3 | 180 | FIRST-YEAR  
COSTA MESA, CALIF.  
PACIFICA CHRISTIAN

# 10

### HIGH SCHOOL

Rated a three-star prospect by 247Sports, and ranked the No. 30 player in California and the No. 31 point guard in the nation ... As a senior at Pacifica Christian High School averaged 11.3 points, 7.1 rebounds, 5.0 assists and 2.8 steals per game ... Led Pacifica Christian to a CIF Division II title game appearance ... As a junior led the team in points (11.9), rebounds (6.6), assists (3.9) and steals (2.9) per game, leading the Tritons to a quarterfinal appearance in the Division 2A playoffs ... Named first team All-San Joaquin League and an All-CIF selection ... Also competed in track and field, setting the school record in the 1600m relay (3:24.5) ... Played AAU ball for Los Angeles Elite.

### PERSONAL

Son of Peter and Sandra Strauss.



## JORDAN CLAYTON

GUARD  
6-2 | 180 | FIRST-YEAR  
MEDFORD, MASS.  
BRADFORD CHRISTIAN ACADEMY

# 11

### HIGH SCHOOL

Rated a three-star prospect by 247Sports and ranked the No. 3 player in Massachusetts and No. 28 point guard in the nation ... As a junior averaged 12 points, 5.0 assists and 4.0 rebounds last year and was named All-NEPSAC Class AA ... Helped the Sentinels reach the championship game ... Played AAU ball for Mass Rivals, helping the team to a 15-4 record in the Adidas 3SSSB circuit.



## BROOKS BARNHIZER

GUARD  
6-6 | 215 | JUNIOR  
LAFAYETTE, IND.  
JEFFERSON HS

# 13

### 2022-23

Academic All-Big Ten ... Appeared in all 34 games, setting career-highs averaging 7.7 points, 4.9 rebounds and 1.1 assists per game ... Shot 83.6% (56-for-67) from the free throw line ... Scored in double-figures in eight of the final 11 games of the season, averaging 11.4 points per game over that stretch on 43.4% shooting from the field and 41.6% from beyond the arc ... Hit 15-of-38 (.395) attempts from 3-point range in February and March ... Northwestern went 3-1 when Barnhizer made at least two 3-pointers ... Notched five points and five rebounds in the season-opener against Chicago State (11/7) ... Recorded a career-high four steals along with nine points and three assists in a road victory over Georgetown (11/15) ... Posted six points and five rebounds against Purdue Fort Wayne (11/18) ... Tied a career-high of four steals against Liberty, adding four points, five rebounds and two assists in a win (11/22) ... Notched six points and six boards against Auburn in Cancun (11/23) ... Recorded a career-high

two blocks, along with five points, five rebounds and two assists in a triumph against DePaul (12/17) ... Stuffed the stat sheet with 18 points, eight rebounds and a career-high five assists against UIC (12/20), the first 18, 5 and 5 game by a Wildcat since 2018 ... Posted six points and nine rebounds against Ohio State (1/1) ... Notched eight points and seven rebounds in a victory over Illinois (1/4) ... Posted 10 points, five rebounds, three assists and two steals versus Michigan (1/15) ... Hauled in eight rebounds and added six points against Nebraska (1/25) ... Recorded seven points and five boards in a win over Minnesota (1/28) ... Scored eight points and added seven rebounds in a win against Wisconsin (2/5) ... Connected on four 3-pointers en route to a career-high 19 points in a win over Ohio State (2/9) ... Scored in double figures in seven straight games from Feb. 19 through March 16, Recorded 12 points and seven rebounds against Iowa (2/19) ... Posted 11 points and six rebounds versus Illinois (2/23) ... Tallied 11 points and four boards against Maryland (2/26) ... Tied a career-high 19 points, aided by a career-high five 3-point makes, and seven rebounds versus Penn State (3/1) ... Recorded first career double-double with 16 points and 10 rebounds in a triumph over Rutgers (3/5) ... Posted a second double-double with 15 points and a career-high 11 rebounds against Penn State in a career-high 38 minutes of play (3/10) ... Tallied 10 points and five rebounds in an NCAA Tournament victory over Boise State ... Over a seven-game span from Feb. 19 to March 16, averaged 13.4 points and 7.1 rebounds per game, while shooting 46% from three-point range.

### 2021-22

Played in 11 games, averaging 1.7 points, 1.0 assist and 0.7 rebounds per game ... Made his collegiate debut in a win over Fairleigh Dickinson (11/18) ... Tallied five points, two rebounds, two assists, and a steal in 11 minutes against Illinois Springfield (12/30) ... Recorded two steals, an assist, and a block in seven minutes of action in an upset win over Michigan State (1/15) ... Set career-highs by scoring seven points, dishing out three assists and playing 22 minutes at Iowa (2/28) ... Recorded a season-high three made field goals and scored six points in the Big Ten Tournament against Iowa (3/10).

### HIGH SCHOOL

Rated as the No. 5 player in Indiana and No. 25 small forward in the country by 247sports.com ... Earned six varsity basketball letters and was a two-time captain at Lafayette Jefferson High School ... Averaged 32.7 points, 11.5 rebounds, 6.5 assists, 3.8 steals and 2.6 blocks during his senior season and was a finalist for Indiana's Mr. Basketball award, ultimately finishing fourth ... Named to 2020 Indiana Junior All-Star Game ... Earned IBCA Underclass All-State Supreme 15 honors ... Averaged 20.7 points per game in his junior season.

### PERSONAL

Parents are Heidi and Mark Barnhizer ... Father played basketball at Purdue and Auburn and coached him all six years at Lafayette Jefferson High School ... Mother played softball at Auburn ... Older brother, Braxton, plays basketball at Trinity Christian College ... Majoring in Radio/Television/Film.



## JUSTIN MULLINS

GUARD  
6-6 | 190 | SOPHOMORE  
OAK PARK, ILL.  
DENVER

# 20

### 2022-23 (AT DENVER)

Played in 32 games and started in 27 ... Averaged 9.8 points, 3.1 rebounds and 1.5 steals per game on 51.8% shooting ... Ranked third in the Summit League in total steals (47) ... Ranked fourth in the Summit League in steals per game ... Scored in double-figures in 16 games ... Scored first collegiate points against Idaho (11/7) ... Posted 10 points, two rebounds and two steals against Colorado College (11/10) ... Scored a career-high 27 points against New Orleans, the second most by a Denver first-year in the program's D-I era (11/25) ... Swiped four steals and added 14 points, six rebounds and three assists in a victory over Houston Christian (12/1) ... Scored 16 points and added four rebounds in a win against Texas A&M Commerce (12/4) ... Posted 12 points and two steals against Sacramento State (12/7) ... Recorded 14 points, three rebounds and three assists versus UCLA (12/10) ... Scored 23 points on 9-of-12 shooting against Colorado Christian (12/14) ... Poured in 15 points against Omaha (12/19) ... Snagged a career-high nine rebounds and added 12 points in a win over Kansas City (12/29) ... Posted five points, six rebounds, three steals, two assists and a block against St. Thomas-Minnesota (1/5) ... Notched 12 points, three rebounds and two steals versus Oral Roberts (1/26) ... Drilled a career-best four 3-pointers in a 17-point outing against South Dakota State (2/16) ... Swiped a career-high six steals, along with 13 points, five rebounds and four assists in a win over South Dakota (2/18) ... Scored 11 points and added two rebounds versus North Dakota (3/3).

### PERSONAL

High School: Named team MVP during his junior season in 2021-22 ... All-conference selection in 2021-22.



## BLAKE PRESTON

FORWARD  
6-9 | 240 | GRADUATE  
CHARLOTTE, N.C.  
LIBERTY

# 32

### 2022-23 (AT LIBERTY)

Appeared in 35 games and started in 22 ... Averaged 6.7 points, 5.1 rebounds and a career-best 1.4 assists per game ... Finished his career ranked No. 17 on Liberty's all-time leading rebounding list with 535 career boards ... Led the ASUN in offensive rebounding percentage during conference play (.152) ... Ranked second in the ASUN in 2-point field goal percentage (.673) ... Ranked third in the ASUN in defensive rebounding percentage during conference play (.239) ... Ranked ninth in the ASUN in total offensive rebounds (62) ... Ranked 15th in the ASUN in defensive win shares (1.5) ... Led Liberty in field goal percentage (.660) for the second consecutive season ... Scored in double-figures 10 times ... Posted one double-double ... Poured in 16 points on 6-of-7 shooting against Regent University (11/7) ... Recorded seven points, six rebounds and three assists against NC Central (11/15) ... Notched 10 points and nine rebounds against Bradley (11/23) ... Posted 10 points and six rebounds against Maryland-Eastern Shore (12/2) ... Registered 10 points, three rebounds and three assists versus Jacksonville State (1/5) ... Poured in 14 points and 10 rebounds in a win over Jacksonville (1/19) ... Canned a season-high eight field goals in a season-high

17-point performance against North Florida (1/21) ... Posted 10 points and 10 rebounds in a win over Florida Gulf Coast (1/28) ... Dished out a season-high four assists along with eight points and nine rebounds versus Eastern Kentucky (2/11) ... Recorded a career-high three blocks, plus 10 points and seven rebounds in a victory against Queens (2/24).

### 2021-22 (AT LIBERTY)

Appeared in 31 games and started in eight ... Averaged 6.0 points and 4.7 rebounds per contest ... Led the team in field goal percentage (.602) ... Ranked seventh in the ASUN in 2-point field goal percentage (.603) ... Posted two double-doubles ... Notched 10 points and six rebounds versus Regent University (11/11) ... Registered eight points and seven rebounds against Iona (11/18) ... Poured in 10 points and six rebounds in a win over East Carolina (12/17) ... Snagged a season-high 11 rebounds and added 10 points in a victory over Boyce (12/31) ... Recorded 10 points, three rebounds and three assists in a win against Jacksonville (1/18) ... Scored 13 points and added five rebounds versus North Alabama (1/27) ... Posted a season-high in assists (4) and steals (2) along with 10 points and four rebounds against Kennesaw State (1/31) ... Poured in a career-high 18 points and added 10 rebounds against Florida Gulf Coast (2/23).

### 2020-21 (AT LIBERTY)

Played in all 29 games and started in 21 ... Averaged career-highs in minutes (17.8), points (9.0), rebounds (6.4) and free throw percentage (.674) ... Ranked first in the ASUN in 2-point field goal percentage (.621) ... Led the ASUN in defensive rebounding percentage during conference play (.284) ... Ranked fifth in the ASUN in offensive rebounding average (2.0) and seventh overall in total rebounding average (6.4) ... Ranked third in the ASUN in total offensive rebounds (59) and total rebounds (185) ... Ranked fifth in the ASUN in defensive win shares (1.4) ... Posted four double-doubles ... Recorded 11 points, five rebounds and a season-high two blocks against Mississippi State (11/26) ... Notched six points, four rebounds and a season-high four assists against South Carolina (11/28) ... Scored 12 points and added five rebounds versus Missouri (12/9) ... Posted 13 points and snagged a season-high 11 rebounds against South Carolina State (12/15) ... Recorded 16 points and nine rebounds in a win over Alcorn State (12/22) ... Notched 12 points and 11 rebounds versus Lipscomb (1/1) ... Scored a season-high 17 points on 7-of-11 shooting in a win over Kennesaw State (1/8) ... Posted 11 points, five rebounds and four assists in a victory over Kennesaw State (1/9) ... Recorded 14 points, 10 rebounds and two assists against North Florida (2/13) ... Notched 13 points and 10 rebounds versus Stetson (3/4) ... Posted 10 points, eight rebounds and two assists in a win over North Alabama (3/7) ... Registered 11 points, seven rebounds and a season-high two steals in the NCAA Tournament round of 64 against Oklahoma State (3/19).

### 2019-20 (AT LIBERTY)

Played in 14 games, averaging 2.4 points and 1.9 rebounds per contest ... Scored first collegiate bucket against South Carolina State in a four-point performance (11/12) ... Tallied a season-high seven points, four rebounds and two assists against Kentucky Christian (11/29) ... Posted a season-high nine rebounds and two blocks along with six points versus Trinity Baptist College (12/2) ... Posted five points and two rebounds in a win over Kennesaw State (1/30).

### 2018-19 (AT LIBERTY)

Used redshirt year.

### HIGH SCHOOL

High School: Played for head coach Shonn Brown at Charlotte Christian ... Two-year starter and was a team captain in his senior season ... Averaged 13.8 ppg, 11.2 rpg, 3.5 bpg and 1.4 apg as a senior ... Named Most Improved Player at Charlotte Christian in 2015-16 and Most Determined Player in 2016-17.





## LUKE HUNGER

FORWARD  
6-10 | 255 | SOPHOMORE  
MONTREAL, QUEBEC  
NORTHFIELD MOUNT HERMON

# 33

### 2022-23

Appeared in six games, averaging 2.7 points and 1.3 assists per game in 6.5 minutes as a true first-year ... Shot 42.9% from the field (6-for-14) ... Posted two points, two rebounds in his collegiate debut in the season-opener against Chicago State (11/7) ... Played a career-high 13 minutes against Pitt, recording his first career assist along with two points and two rebounds ... Scored a career-high eight points and hauled in a career-high three rebounds in a victory over DePaul (12/17) ... Made his first career 3-pointer against UIC (12/20) ... Suffered a foot injury against UIC and missed the remainder of the season.

### HIGH SCHOOL

2021-22 NEPSAC Player of the Year and All-NEPSAC selection ... As a senior, averaged 17.0 points and 9.7 rebounds per game ... Named to the BioSteel All Canadian Games Roster, made up of the best male players born or playing in Canada ... Named Most Outstanding Player for the 2022 National Prep Championships by On3 ... Led the team to a 33-6 record and finished as the runner-up in the National Prep Championship ... Scored 30 points and grabbed 23 rebounds against Vermont Academy ... Dropped 28 points in a win over Montverde Academy in National Prep Championship ... Did not play the 2020-21 season due to the COVID-19 pandemic ... Rated a three-star prospect by 247Sports, Rivals and ESPN ... Rated the No. 31 power forward in his class and No. 4 overall player from Canada according to 247Sports.

### PERSONAL

Parents are Rick and Joanne Hunger ... Dad played basketball at Providence (1977-81) ... Mom Joanne swam at Florida State and was a silver medalist for Team Canada at the 1979 Pan American Games in the 200 Breaststroke ... Prepped in Massachusetts, but is from Canada ... Grew up playing hockey, rugby and lacrosse.



## MATTHEW NICHOLSON

CENTER  
7-0 | 280 | SENIOR  
CLARKSTON, MICH.  
CLARKSTON HS

# 34

### 2022-23

Appeared in all 34 games, starting the final 25 contests of the season ... Set career-highs averaging 6.3 points, 5.4 rebounds and 1.2 assists per game ... Led the team in blocks (40), which is tied for 10th in a single-season in program history ... Ranked eighth in the Big Ten in blocks and 10th in blocks per game (1.2) ... Shot a team-high 61.4% from the field ... Ranked fourth in the Big Ten in field goal percentage (minimum 140 field goal attempts) ... Only player in the Big Ten to shoot over 61% from the field (minimum 140 field goal attempts) and dish out 40+ assists ... Since 1992-93, is the fifth player in program history to record 40+ blocks and 40+ assists in a single-season ... Registered nine or more points nine times ... Notched nine points and four rebounds in the season-opener against Chicago State (11/7) ... Recorded eight points, seven boards and two blocks against North-

# N

ern Illinois (11/11) ... Poured in nine points and recorded nine rebounds, along with two blocks and an assist, in a win at Georgetown (11/15) ... Posted a career-high three assists, with five boards and two points against Purdue Fort Wayne (11/18) ... Tallied nine points and 10 rebounds in a win over Prairie View A&M (12/11) ... Notched nine points, eight rebounds and three assists in a rout of DePaul (12/17) ... Contributed 11 rebounds, five points, three assists and two blocks against Brown (12/29) ... Snagged a career-high 13 rebounds along and recorded two blocks in a victory over Illinois (1/1) ... Posted eight points, five rebounds and two blocks in a career-high 32 minutes of play in a win at Indiana (1/8) ... Poured in 13 points and posted five rebounds against Michigan (1/15) ... Connected on a career-high five free throws in a seven-point, six-rebound performance in a victory against Wisconsin (1/23) ... Added eight points, five rebounds and two blocks in a win over Nebraska (1/28) ... Contributed six points, four rebounds and three assists in Northwestern's upset victory over No. 1 Purdue (2/12) ... Notched nine points and three rebounds in a win over Iowa (2/19) ... Poured in 10 points on a perfect 5-of-5 shooting and five rebounds against Maryland (2/26) ... Blocked a career-high four shots alongside 10 points, six rebounds and two assists in a road win over Rutgers in the regular season finale (3/5) ... Converted all seven of his field goal attempts en route to a career-high 17 points and nine rebounds in the NCAA Tournament against UCLA (3/18) ... Became the 11th player in NCAA Tournament history to not miss from the field (minimum seven attempts) and grab nine or more boards.

### 2021-22

Played in 15 games, averaging 1.8 points, 0.3 assists and 1.3 rebounds per game ... Scored his first points of the season while collecting a rebound against High Point (11/12) ... Tied a career-high with four points and grabbed a career-high three rebounds against Fairleigh Dickinson (11/18) ... Scored a career-high six points against Illinois Springfield (12/20) ... Contributed five points and six rebounds in a career-high 13 minutes to help upset No. 10 Michigan St. (1/15) ... Scored four points against Purdue (1/23).

### 2020-21

Made his collegiate debut against Arkansas Pine-Bluff and contributed two points, two rebounds in five minutes of action (12/2) ... Scored four points and grabbed two rebounds in a win over Quincy (12/15) ... Recorded his first-career block midway through the first half at Purdue (2/6).

### HIGH SCHOOL

Rated as the No. 6 prospect in the state of Michigan according to 247sports.com...Graduated Clarkston High School as the career-record holder for rebounds (544) and blocks (222)...Earned First Team All-State honors following his senior season...Averaged 16.9 points, 13.7 rebounds and 6.8 blocks per game, set single-season school records in rebounds (298) and blocks (151)...Averaged 14 points, 12 rebounds as a junior...Brought in a school-record 27 rebounds in a game against Flint Carman-Ainsworth...Played behind future Big Ten players Thomas Kithier and Taylor Currie during his sophomore season...Helped lead Clarkston to a No. 2 spot in the final Michigan high school basketball rankings in 2020 after finishing with a 22-1 record, including 18-straight wins heading into the postseason...No. 39 ranked center in the country, according to Rivals.com.



## BLAKE SMITH

GUARD  
6-6 | 175 | SOPHOMORE  
BLUE BELL, PA.  
GERMANTOWN ACADEMY

# 43

### 2022-23

Appeared in three games as a true first-year ... Scored first career points and snagged first career rebound in a win against Chicago State (11/7).

### HIGH SCHOOL

Named All-Inter-Academic League as a senior ... Scored a career-high 35 points against Penn Charter.

### PERSONAL

Son of Larry and Vanessa Smith ... Dad, Larry, was a walk-on basketball player at North Carolina, and was a teammate of current Tar Heels head coach Hubert Davis ... Sister Alexis plays soccer at Georgetown.



## GUS HURLBURT

FORWARD  
6-9 | 210 | SOPHOMORE  
ENDERLIN, N.D.  
ENDERLIN HS

# 54

### 2022-23

Did not see game action.

### HIGH SCHOOL

As a senior at Enderlin HS averaged 16.8 points and 8.8 rebounds per game ... Over four-year high school career, scored 1,291 points ... Named second team all-state in 2022 ... Three-time all-regional selection in 2020, 2021 and 2022 ... Member of region championship teams in 2021 and 2022 ... Participated in the North Dakota Lion's All-Star Game ... Played club ball for D1 Minnesota.

### PERSONAL

Born Gustave Haugejorde Hurlburt ... Born in Reno, Nev., ... Son of Bill and Sonja Hurlburt ... Mom Sonja played basketball at San Francisco ... Aunt, Cindy Haugejorde, played basketball at Iowa and was the school's all-time leading scorer for 37 years with 2,059 points and all-time leading rebounder with 1,067 boards ... Un-



## YEAR-BY-YEAR RECORDS

Season	Overall					Big Ten		Place	Coach
	W	L	Home	Away	Neutral	W	L		
1904-05	2	2	1-1	1-1	—	—	—	—	Tom Holland
1905-06	No Games Played								
1906-07	1	5	1-4	0-1	—	—	—	—	Louis Gillesby
1907-08	2	7	2-3	0-4	—	—	—	—	Louis Gillesby
1908-09	1	7	1-6	0-1	—	1	4	7th	Louis Gillesby
1909-10	0	9	0-5	0-4	—	0	9	8th	Louis Gillesby (4-28, 1-13)
1910-11	3	15	4-8	0-7	—	1	12	8th	Stuart Templeton
1911-12	4	9	4-4	0-5	—	0	8	8th	Charles Hammett
1912-13	14	4	10-2	4-2	—	7	2	2nd	Dennis Grady
1913-14	11	6	8-3	3-3	—	6	5	5th	Dennis Grady (25-10, 13-7)
1914-15	11	8	7-4	4-4	—	5	5	t-4th	Fred Murphy
1915-16	14	5	7-1	7-4	—	9	3	t-2nd	Fred Murphy
1916-17	3	11	2-6	1-5	—	2	10	8th	Fred Murphy (28-24, 16-18)
1917-18	6	4	6-1	1-3	—	5	3	3rd	Norman Elliott
1918-19	7	6	4-2	2-4	—	6	4	3rd	Tom Robinson
1919-20	3	7	3-3	0-4	—	2	6	t-7th	Norman Elliott (9-11, 7-9)
1920-21	2	12	2-6	0-6	—	1	11	10th	Ray Elder
1921-22	7	11	7-2	0-9	—	3	9	10th	Dana Evans
1922-23	5	11	3-6	2-4	—	3	9	8th	Maury Kent
1923-24	0	16	0-9	0-7	—	0	12	10th	Maury Kent
1924-25	6	10	4-5	2-5	—	4	8	8th	Maury Kent
1925-26	5	12	5-5	0-7	—	3	9	10th	Maury Kent
1926-27	3	14	3-7	0-7	—	1	11	t-9th	Maury Kent (19-62, 11-49)
1927-28	12	5	9-1	3-4	—	9	3	t-3rd	Arthur Lonborg
1928-29	12	5	8-2	4-3	—	7	5	4th	Arthur Lonborg
1929-30	8	8	4-5	4-3	—	6	6	6th	Arthur Lonborg
1930-31	16	1	9-1	7-0	—	11	1	1st	Arthur Lonborg
1931-32	13	5	7-3	5-2	1-0	9	3	t-2nd	Arthur Lonborg
1932-33	15	4	11-0	4-4	—	10	2	t-1st	Arthur Lonborg
1933-34	11	8	8-3	3-5	—	8	4	t-2nd	Arthur Lonborg
1934-35	10	10	8-5	2-5	—	3	9	8th	Arthur Lonborg
1935-36 #	13	6	9-2-1	4-4	—	7	5	t-3rd	Arthur Lonborg
1936-37	11	9	8-5	3-4	—	4	8	7th	Arthur Lonborg
1937-38	10	10	6-5	4-5	—	7	5	t-3rd	Arthur Lonborg
1938-39	7	13	6-5	1-8	—	5	7	6th	Arthur Lonborg
1939-40	13	7	9-2	4-5	—	7	5	t-4th	Arthur Lonborg
1940-41	7	11	6-4	1-7	—	3	9	9th	Arthur Lonborg
1941-42	8	13	5-5	2-6	1-2	5	10	t-7th	Arthur Lonborg
1942-43	8	9	4-1	3-4	1-4	7	5	3rd	Arthur Lonborg
1943-44	12	7	2-2	5-3	5-2	8	4	t-4th	Arthur Lonborg
1944-45	7	12	3-1	2-6	2-5	4	8	t-6th	Arthur Lonborg
1945-46	15	5	6-0	4-4	5-1	8	4	t-3rd	Arthur Lonborg
1946-47	7	13	3-1	0-6	4-6	2	10	9th	Arthur Lonborg
1947-48	6	14	5-2	0-6	1-6	3	9	t-8th	Arthur Lonborg
1948-49	5	16	1-2	1-8	3-6	2	10	9th	Arthur Lonborg
1949-50	10	12	5-0	1-6	4-6	3	9	t-8th	Arthur Lonborg (236-203-1, 138-141)
1950-51	12	10	5-3	6-5	1-2	7	7	t-4th	Harold Olsen
1951-52	7	15	6-5	1-10	—	4	10	t-8th	Harold Olsen (19-25, 11-17)
1952-53	6	16	4-8	2-8	—	5	13	8th	Waldo Fisher
1953-54	9	13	8-3	1-10	—	6	8	t-5th	Waldo Fisher
1954-55	12	10	11-2	1-8	—	7	7	5th	Waldo Fisher
1955-56	2	20	2-9	0-11	—	1	13	10th	Waldo Fisher
1956-57	6	16	4-7	1-9	1-0	2	12	10th	Waldo Fisher (35-75, 21-53)
1957-58	13	9	7-4	4-5	2-0	8	6	t-4th	William Rohr
1958-59	15	7	8-4	7-2	0-1	8	6	t-2nd	William Rohr
1959-60	11	12	6-5	4-6	1-1	8	6	t-3rd	William Rohr
1960-61	10	12	8-4	2-7	0-1	6	8	6th	William Rohr
1961-62	8	15	6-6	2-8	0-1	3	11	t-9th	William Rohr
1962-63	9	15	5-5	3-8	1-2	6	8	7th	William Rohr (66-70, 39-45)
1963-64	8	13	7-4	1-7	0-2	6	8	t-6th	Larry Glass
1964-65	7	17	2-9	4-5	1-3	3	11	9th	Larry Glass
1965-66	12	12	7-3	2-8	3-1	7	7	t-5th	Larry Glass
1966-67	11	11	7-3	4-6	0-2	7	7	t-5th	Larry Glass



## YEAR-BY-YEAR RECORDS

Overall Season	W	L	Home	Away	Neutral	Big Ten		Place	Coach
						W	L		
1967-68	13	10	9-0	3-8	1-2	8	6	4th	Larry Glass
1968-69 *	14	10	8-3	4-6	2-1	6	8	t-5th	Larry Glass, (61-71, 33-45) Brad Snyder
1969-70	9	15	5-5	2-6	2-4	4	10	9th	Brad Snyder
1970-71	7	17	6-6	1-11	—	3	11	10th	Brad Snyder
1971-72	5	18	2-7	2-9	1-2	3	11	10th	Brad Snyder
1972-73	5	19	4-6	0-12	1-1	2	12	10th	Brad Snyder (30-71, 16-46)
1973-74	9	15	6-7	2-7	1-1	3	11	9th	Tex Winter
1974-75	6	20	6-5	0-13	0-2	4	14	t-9th	Tex Winter
1975-76	12	15	7-5	3-9	2-1	7	11	t-7th	Tex Winter
1976-77 (F)	9	18	4-8	1-9	1-1	7	11	t-7th	Tex Winter
1977-78	8	19	5-8	1-10	2-1	4	14	t-9th	Tex Winter (44-87, 25-61)
1978-79	6	21	2-10	2-11	2-0	2	16	10th	Rich Falk
1979-80	10	17	9-7	1-9	0-1	5	13	10th	Rich Falk
1980-81	9	18	6-7	1-9	2-2	3	15	10th	Rich Falk
1981-82 (F)	9	18	7-5	1-10	1-3	5	13	9th	Rich Falk
1982-83 (F) (D)	18	12	13-2	3-9	2-1	8	10	8th	Rich Falk
1983-84 (F)	14	14	10-6	3-8	1-0	7	11	7th	Rich Falk
1984-85	6	22	5-10	1-12	—	2	16	10th	Rich Falk
1985-86	8	20	6-9	2-10	0-1	2	16	10th	Rich Falk (80-142, 34-110)
1986-87	7	21	7-8	0-13	—	2	16	t-9th	Bill Foster
1987-88	7	21	5-9	1-10	1-2	2	16	10th	Bill Foster
1988-89	9	19	6-7	1-10	2-2	2	16	10th	Bill Foster
1989-90	9	19	7-8	0-11	2-0	2	16	10th	Bill Foster
1990-91	5	23	3-10	0-11	2-2	0	18	10th	Bill Foster
1991-92	9	19	8-7	0-12	1-0	2	16	10th	Bill Foster
1992-93	8	19	7-6	1-11	0-2	3	15	10th	Bill Foster (54-141, 13-113)
1993-94	15	14	8-7	5-7	2-0	5	13	t-10th	Ricky Byrdsong
1994-95	5	22	4-9	0-13	1-0	1	17	11th	Ricky Byrdsong
1995-96 (F)	9	18	4-10	2-10	1-0	4	14	11th	Ricky Byrdsong
1996-97	7	22	6-10	1-10	0-2	2	16	11th	Ricky Byrdsong (34-78, 10-62)
1997-98	10	17	10-6	0-10	0-1	3	13	9th	Kevin O'Neill
1998-99	15	14	11-6	3-7	1-1	6	10	8th	Kevin O'Neill
1999-2000	5	25	5-12	0-9	0-4	0	16	11th	Kevin O'Neill (30-56, 9-39)
2000-01	11	19	8-7	1-10	2-2	3	13	11th	Bill Carmody
2001-02	16	13	10-3	3-7	3-3	7	9	7th	Bill Carmody
2002-03	12	17	10-7	1-8	1-2	3	13	10th	Bill Carmody
2003-04	14	15	10-3	3-9	1-3	8	8	t-5th	Bill Carmody
2004-05	15	16	12-4	1-9	2-3	6	10	8th	Bill Carmody
2005-06	14	15	9-5	3-8	2-2	6	10	t-8th	Bill Carmody
2006-07	13	18	10-8	1-8	2-2	2	14	t-10th	Bill Carmody
2007-08	8	22	5-11	3-10	0-1	1	17	11th	Bill Carmody
2008-09	17	14	13-4	4-9	0-1	8	10	9th	Bill Carmody
2009-10	20	14	15-4	2-9	3-1	7	11	t-7th	Bill Carmody
2010-11	20	14	13-4	5-9	2-1	7	11	8th	Bill Carmody
2011-12	19	14	12-5	4-8	3-1	8	10	t-7th	Bill Carmody
2012-13	13	19	8-11	3-7	2-1	4	14	11th	Bill Carmody (192-210, 70-150)
2013-14	14	19	8-9	5-7	1-3	6	12	t-10th	Chris Collins
2014-15	15	17	11-7	3-8	1-2	6	12	t-10th	Chris Collins
2015-16	20	12	14-4	5-6	1-2	8	10	9th	Chris Collins
2016-17	24	12	14-4	5-5	5-3	10	8	t-5th	Chris Collins
2017-18 (A)	15	17	11-6	3-9	1-2	6	12	10th	Chris Collins
2018-19	13	19	10-8	1-9	2-2	4	16	14th	Chris Collins
2019-20	8	23	5-11	2-10	1-2	3	17	13th	Chris Collins
2020-21	9	15	7-6	2-8	0-1	6	13	t-12th	Chris Collins
2021-22	15	16	10-6	3-8	2-2	7	13	t-10th	Chris Collins
2022-23	22	12	13-5	7-4	2-3	12	8	t-2nd	Chris Collins (155-162, 68-121)

**Overall Record:** 1,147- 1,581 (118 seasons)

**Big Ten Record:** 543-1,126

# Northwestern and Notre Dame played to a 20-20 tie on Dec. 31, 1935.

\* Larry Glass coached the first 18 games of 1968-69 before resigning, going 10-8 (2-6 Big Ten). Larry Snyder took over and went 4-2 (all in Big Ten) the remainder of the season.

(F) Records reflect overturned results due to subsequent forfeitures by opposing schools for NCAA violations. See year-by-year results for details.

(D) Home games in 1982-83 were played at DePaul's Alumni Hall due to renovation of McGaw Hall (Welsh-Ryan Arena).

(A) Home games in 2017-18 were played at Allstate Arena in Rosemont, Ill., due to renovation to Welsh-Ryan Arena





# NORTHWESTERN YEAR-BY-YEAR STATISTICS

Year	GP	FG-A	Pct.	3FG-A	Pct.	FT-A	Pct.	OR-DR	TR-Avg.	F	A	TO	B	S	PTS-Avg.
2022-23	34	801-1968	.407	259-807	.321	442-584	.757	350-824	1174-34.5	549	434	327	133	267	2303-67.7
2021-22	31	824-1928	.427	259-746	.347	355-494	.719	298-806	1104-35.6	545	490	305	108	201	2262-73.0
2020-21	24	607-1401	.433	200-566	.353	272-379	.718	180-627	807-33.6	424	352	284	63	148	1686-70.3
2019-20	31	743-1785	.416	189-605	.312	337-461	.731	240-806	1046-33.7	517	424	325	101	123	2012-64.9
2018-19	32	735-1828	.402	233-745	.313	405-551	.735	278-813	1091-34.1	583	451	348	134	176	2108-65.9
2017-18	32	773-1813	.426	255-720	.354	402-538	.747	320-739	1059-33.1	605	448	374	136	156	2203-68.8
2016-17	36	913-2092	.436	255-745	.342	477-638	.748	386-918	1304-36.2	691	541	383	175	189	2558-71.1
2015-16	32	837-1860	.450	278-776	.358	352-528	.667	342-824	1166-36.4	605	527	331	121	124	2304-72.0
2014-15	32	727-1669	.436	228-635	.359	349-477	.732	277-775	1052-32.9	573	460	357	126	118	2031-63.5
2013-14	33	665-1679	.396	217-708	.306	417-596	.700	249-825	1074-32.5	609	364	360	121	142	1964-59.5
2012-13	32	661-1648	.401	242-710	.341	379-558	.679	282-699	981-30.7	532	467	342	102	180	1943-60.7
2011-12	33	790-1754	.450	297-771	.385	409-592	.691	279-685	964-29.2	526	512	335	124	219	2286-69.3
2010-11	34	853-1897	.450	319-858	.372	416-570	.730	309-716	1025-30.1	584	568	335	108	227	2441-71.8
2009-10	34	789-1820	.434	317-887	.357	456-639	.714	350-741	1091-32.1	651	565	374	133	221	2351-69.1
2008-09	31	697-1568	.445	255-661	.386	318-461	.690	266-611	877-28.3	554	472	346	89	225	1967-63.5
2007-08	30	681-1541	.442	246-671	.367	246-372	.661	197-523	720-24.0	534	492	343	58	240	1854-61.8
2006-07	31	651-1490	.437	195-620	.315	253-359	.705	214-551	765-24.7	462	467	338	87	261	1750-56.5
2005-06	29	611-1369	.446	201-626	.321	273-404	.676	195-576	771-26.6	443	433	356	72	225	1696-58.5
2004-05	31	674-1490	.452	186-566	.329	294-482	.610	228-619	847-27.3	493	474	405	78	231	1828-59.0
2003-04	29	633-1448	.437	205-648	.316	316-473	.668	219-547	766-26.4	452	434	328	43	238	1787-61.6
2002-03	29	624-1455	.429	199-631	.315	369-529	.698	277-585	862-29.7	513	429	373	81	200	1816-62.6
2001-02	29	596-1425	.418	209-622	.336	328-542	.605	253-638	891-30.7	464	420	385	92	219	1729-59.6
2000-01	30	622-1538	.404	202-643	.314	355-529	.671	309-594	903-30.1	520	423	410	65	215	1801-60.0
1999-00	30	525-1426	.368	161-504	.368	334-483	.692	245-647	892-29.7	534	367	484	83	146	1545-51.5
1998-99	29	584-1354	.431	201-536	.375	372-537	.693	248-723	971-33.5	526	445	435	107	131	1741-60.0
1997-98	27	570-1203	.474	142-375	.379	354-579	.611	263-640	903-33.4	478	407	461	45	107	1636-60.6
1996-97	29	625-1490	.419	135-465	.290	332-548	.606	346-641	987-34.0	546	386	513	61	188	1717-59.2
1995-96	27	605-1499	.404	150-472	.318	368-573	.642	291-526	915-33.9	532	326	400	71	152	1728-64.0
1994-95	27	608-1525	.399	119-370	.322	431-619	.619	250-574	931-34.5	485	314	460	74	95	1766-65.4
1993-94	29	771-1649	.468	187-495	.378	445-609	.731	214-702	1019-35.1	498	516	410	97	184	2174-75.0
1992-93	27	708-1598	.443	82-287	.286	413-572	.722	N/A	951-35.2	539	394	439	73	222	1911-70.8
1991-92	28	660-1443	.457	91-251	.363	497-651	.763	N/A	917-32.8	577	343	507	75	195	1908-68.1
1990-91	28	712-1521	.468	109-251	.434	470-612	.768	N/A	866-30.9	557	396	522	57	215	2003-71.5
1989-90	28	825-1737	.475	116-260	.446	423-605	.699	N/A	872-31.1	613	441	415	43	225	2189-78.2
1988-89	28	814-1675	.486	100-261	.383	352-533	.660	N/A	918-32.8	598	440	485	50	204	2080-74.3
1987-88	28	673-1471	.458	100-256	.391	358-492	.728	N/A	770-27.5	570	341	442	52	201	1804-64.4
1986-87	28	659-1546	.426	N/A	N/A	376-567	.663	N/A	859-30.7	560	323	475	83	202	1754-62.6
1985-86	27	643-1508	.426	N/A	N/A	397-560	.709	N/A	852-31.6	472	285	420	41	147	1683-62.3
1984-85	28	619-1499	.413	N/A	N/A	338-482	.701	N/A	840-30.0	492	370	407	68	142	1576-56.3
1983-84	28	617-1340	.460	N/A	N/A	283-477	.593	N/A	796-28.4	503	351	416	58	182	1517-54.2
1982-83	30	728-1583	.460	23-78	.295	407-624	.652	N/A	975-32.5	508	411	436	70	180	1886-62.9
1981-82	27	626-1435	.436	N/A	N/A	358-536	.668	N/A	924-34.2	526	264	383	74	119	1610-59.6
1980-81	27	643-1476	.436	N/A	N/A	441-621	.710	N/A	847-31.4	468	332	410	49	136	1727-63.9
1979-80	27	710-1568	.453	N/A	N/A	395-530	.745	N/A	891-33.0	533	392	417	65	157	1815-67.2
1978-79	27	709-1627	.436	N/A	N/A	399-561	.711	N/A	983-36.4	624	376	484	44	173	1817-67.3
1977-78	27	764-1810	.422	N/A	N/A	448-634	.706	N/A	1107-41.0	611	287	N/A	N/A	N/A	1977-73.2
1976-77	27	762-1776	.429	N/A	N/A	391-546	.716	N/A	1029-38.1	574	367	N/A	N/A	N/A	1915-70.9
1975-76	27	801-1731	.463	N/A	N/A	403-542	.744	N/A	1042-38.6	597	376	N/A	N/A	N/A	2005-74.3
1974-75	26	702-1676	.419	N/A	N/A	293-423	.693	N/A	993-38.2	545	227	N/A	N/A	N/A	1699-65.3
1973-74	24	709-1601	.443	N/A	N/A	276-403	.685	N/A	918-38.2	435	275	N/A	N/A	N/A	1694-70.6
1972-73	24	749-1850	.405	N/A	N/A	339-526	.644	N/A	1217-50.8	580	262	479	N/A	N/A	1837-76.5
1971-72	23	655-1552	.422	N/A	N/A	341-523	.652	N/A	1050-45.6	462	241	N/A	N/A	N/A	1651-71.7
1970-71	24	566-1655	.342	N/A	N/A	535-737	.726	N/A	1158-48.3	502	279	442	N/A	N/A	1959-81.6
1969-70	24	723-1624	.444	N/A	N/A	541-728	.744	N/A	1130-47.1	491	N/A	N/A	N/A	N/A	1987-82.8
1968-69	24	702-1615	.435	N/A	N/A	467-661	.706	N/A	1178-49.1	542	N/A	N/A	N/A	N/A	1871-78.0
1967-68	23	652-1650	.395	N/A	N/A	464-665	.698	N/A	1203-52.3	494	N/A	N/A	N/A	N/A	1768-76.9
1966-67	22	767-1727	.444	N/A	N/A	475-653	.727	N/A	1178-53.5	513	N/A	N/A	N/A	N/A	2009-91.3
1965-66	24	662-1673	.396	N/A	N/A	471-685	.688	N/A	1268-52.8	424	N/A	N/A	N/A	N/A	1785-74.8
1964-65	24	689-1838	.375	N/A	N/A	431-658	.653	N/A	1398-58.3	543	N/A	N/A	N/A	N/A	1809-75.3
1963-64	21	655-1625	.403	N/A	N/A	307-489	.628	N/A	1193-56.8	399	N/A	N/A	N/A	N/A	1617-77.0
1962-63	24	624-1483	.421	N/A	N/A	418-616	.679	N/A	1068-44.5	504	N/A	N/A	N/A	N/A	1666-69.2
1961-62	23	599-1522	.394	N/A	N/A	364-588	.619	N/A	1064-46.3	456	N/A	N/A	N/A	N/A	1562-67.9
1960-61	22	534-1415	.377	N/A	N/A	332-518	.641	N/A	999-45.4	421	N/A	N/A	N/A	N/A	1398-63.6
1959-60	23	611-1588	.385	N/A	N/A	379-591	.641	N/A	1131-49.2	427	N/A	N/A	N/A	N/A	1601-69.7
1958-59	22	700-1694	.413	N/A	N/A	370-583	.635	N/A	1228-55.8	398	N/A	N/A	N/A	N/A	1770-80.5
1957-58	22	688-1735	.396	N/A	N/A	314-478	.657	N/A	1055-48.0	390	N/A	N/A	N/A	N/A	1690-76.8
1956-57	22	614-1706	.360	N/A	N/A	353-548	.645	N/A	1160-52.7	430	N/A	N/A	N/A	N/A	1581-72.0
1955-56	22	544-1649	.330	N/A	N/A	439-710	.618	N/A	941-42.8	493	N/A	N/A	N/A	N/A	1527-69.4
1954-55	22	630-1608	.385	N/A	N/A	489-774	.631	N/A	1120-50.8	473	N/A	N/A	N/A	N/A	1749-79.5
1953-54	22	534-1529	.349	N/A	N/A	475-745	.637	N/A	959-43.6	505	N/A	N/A	N/A	N/A	1543-70.1
1952-53	22	541-1609	.337	N/A	N/A	499-775	.643	N/A	1044-47.5	497	N/A	N/A	N/A	N/A	1581-71.9
1951-52	22	586-1646	.356	N/A	N/A	347-561	.619	N/A	845-38.4	538	113	N/A	N/A	N/A	1519-69.0
1950-51	22	575-1595	.361	N/A	N/A	355-591	.601	N/A	959-43.6	556	167	N/A	N/A	N/A	1505-68.4
1949-50	22	512-1557	.329	N/A	N/A	255-426	.599	N/A	N/A	447	N/A	N/A	N/A	N/A	1279-58.1



## OPPONENT YEAR-BY-YEAR STATISTICS

Year	GP	FG-A	Pct.	3FG-A	Pct.	FT-A	Pct.	OR-DR	TR-Avg.	F	A	TO	B	S	PTS-Avg.
2022-23	34	745-1801	.414	259-807	.414	389-570	.682	316-877	1193-35.1	561	457	473	113	154	2134-62.8
2021-22	31	739-1726	.428	263-713	.369	427-594	.719	265-867	1132-36.5	527	453	421	111	157	2168-69.9
2020-21	24	586-1368	.428	193-583	.331	316-446	.709	212-648	860-35.8	390	357	307	78	143	1681-70.0
2019-20	31	769-1832	.420	264-777	.340	370-524	.706	333-850	1183-38.2	469	480	330	105	170	2172-70.1
2018-19	32	743-1770	.420	166-567	.293	430-602	.714	289-874	1163-36.3	547	420	385	104	184	2082-65.1
2017-18	32	729-1669	.437	227-636	.357	442-621	.712	279-763	1042-32.6	548	440	403	107	187	2127-66.5
2016-17	36	817-2025	.403	233-699	.333	490-732	.669	405-869	1274-35.4	640	428	429	140	205	2357-65.5
2015-16	32	716-1784	.401	227-658	.345	452-625	.723	325-778	1103-34.5	545	448	345	97	157	2111-66.0
2014-15	32	724-1740	.416	237-629	.377	381-571	.667	347-726	1073-33.5	480	431	305	81	167	2066-64.6
2013-14	33	735-1788	.411	171-542	.315	450-680	.662	364-860	1224-37.1	601	410	341	135	202	2091-63.4
2012-13	32	723-1690	.428	182-526	.346	409-639	.640	393-806	1199-37.5	557	426	375	122	185	2037-63.7
2011-12	33	825-1826	.452	232-653	.355	370-532	.695	401-781	1182-35.8	591	502	422	99	173	2252-68.2
2010-11	34	822-1756	.468	201-581	.346	456-651	.700	315-815	1130-33.2	577	467	427	123	178	2301-67.7
2009-10	34	746-1767	.422	215-678	.317	531-736	.721	383-787	1170-34.4	643	496	439	114	193	2238-65.8
2008-09	31	642-1500	.428	204-596	.342	388-548	.708	340-689	1029-33.2	519	405	462	121	180	1876-60.5
2007-08	30	698-1444	.483	248-632	.392	394-558	.706	309-735	1044-34.8	443	481	457	101	175	2038-67.9
2006-07	31	642-1467	.438	210-608	.345	327-470	.696	354-682	1036-33.4	412	418	447	76	167	1821-58.7
2005-06	29	600-1395	.430	179-565	.317	318-486	.654	311-652	963-33.2	430	370	416	71	180	1697-58.5
2004-05	31	690-1530	.451	197-547	.360	346-507	.682	317-701	1018-32.8	499	402	449	112	216	1923-62.0
2003-04	29	679-1479	.459	191-539	.354	275-414	.664	334-689	1023-35.3	501	414	437	83	162	1824-62.9
2002-03	29	679-1516	.448	175-513	.341	372-566	.657	363-648	1011-34.9	534	399	389	87	206	1905-65.7
2001-02	29	624-1528	.408	179-548	.327	288-456	.632	348-702	1050-36.2	550	399	441	103	200	1715-59.1
2000-01	30	708-1569	.451	160-476	.336	360-525	.686	361-701	1062-35.4	542	442	433	123	193	1936-64.5
1999-00	30	674-1549	.435	159-465	.342	428-621	.689	328-737	1065-35.5	510	439	401	129	253	1935-64.5
1998-99	29	577-1548	.373	149-487	.306	352-497	.708	329-627	956-33.0	563	339	342	65	217	1655-57.1
1997-98	27	598-1407	.425	189-532	.355	339-470	.721	234-502	736-27.3	561	368	296	91	245	1724-63.9
1996-97	29	685-1572	.436	154-458	.336	412-586	.703	342-645	987-34.0	N/A	402	404	112	262	1936-66.8
1995-96	27	720-1539	.468	141-399	.353	408-583	.700	337-668	1005-37.2	526	439	353	103	210	1989-73.7
1994-95	27	852-1816	.469	185-486	.381	378-562	.673	411-720	1131-41.9	564	467	328	100	216	2267-84.0
1993-94	29	777-1828	.425	151-473	.319	367-525	.699	383-715	1098-37.9	558	431	395	95	194	2072-71.4
1992-93	27	751-1593	.471	130-408	.319	406-611	.664	N/A	993-36.8	439	392	426	103	225	2038-75.5
1991-92	28	757-1596	.474	131-326	.402	414-647	.640	N/A	930-33.2	528	452	422	98	235	2059-73.5
1990-91	28	850-1676	.507	138-357	.387	441-658	.670	N/A	959-34.3	514	490	446	84	242	2279-81.4
1989-90	28	853-1662	.513	102-309	.330	496-689	.720	N/A	1084-38.7	558	499	495	91	200	2304-82.3
1988-89	28	802-1640	.489	137-331	.414	457-675	.677	N/A	1029-36.8	517	466	492	73	218	2198-78.5
1987-88	28	746-1454	.513	90-214	.421	458-663	.691	N/A	934-33.4	511	461	441	76	238	2040-72.9
1986-87	28	788-1607	.490	N/A	N/A	437-633	.690	N/A	1052-37.6	532	504	472	96	242	2125-75.9
1985-86	27	830-1659	.500	N/A	N/A	356-490	.727	N/A	991-36.7	513	460	377	93	214	2016-74.7
1984-85	28	734-1511	.486	N/A	N/A	352-486	.724	N/A	937-33.5	466	486	397	115	195	1820-65.0
1983-84	28	626-1336	.469	N/A	N/A	337-474	.711	N/A	821-29.3	506	378	440	63	182	1589-56.8
1982-83	30	707-1621	.436	37-136	.272	351-516	.680	N/A	1029-34.3	606	392	454	75	170	1802-60.1
1981-82	27	622-1379	.451	N/A	N/A	405-571	.709	N/A	857-31.7	546	322	383	67	173	1649-61.1
1980-81	27	806-1573	.512	N/A	N/A	332-480	.692	N/A	960-35.6	568	486	416	N/A	179	1944-72.0
1979-80	27	745-1530	.487	N/A	N/A	439-606	.724	N/A	964-35.7	521	439	435	N/A	196	1939-71.8
1978-79	27	782-1607	.487	N/A	N/A	463-682	.679	N/A	1018-37.7	584	443	454	N/A	221	2027-75.1
1977-78	27	840-1742	.482	N/A	N/A	453-672	.674	N/A	1186-43.9	590	387	N/A	N/A	N/A	2136-79.1
1976-77	27	836-1685	.496	N/A	N/A	463-648	.715	N/A	1174-43.5	570	415	N/A	N/A	N/A	2135-79.1
1975-76	27	797-1677	.475	N/A	N/A	474-659	.719	N/A	1091-40.4	563	408	N/A	N/A	N/A	2068-76.6
1974-75	26	741-1569	.472	N/A	N/A	420-583	.720	N/A	1102-42.4	498	351	N/A	N/A	N/A	1902-73.2
1973-74	24	744-1556	.478	N/A	N/A	264-393	.672	N/A	1042-43.4	494	264	N/A	N/A	N/A	1752-73.0
1972-73	24	794-1673	.475	N/A	N/A	413-629	.657	N/A	1166-48.6	483	300	480	N/A	N/A	2001-83.3
1971-72	23	693-1539	.450	N/A	N/A	390-612	.637	N/A	1097-47.6	395	210	N/A	N/A	N/A	1776-77.2
1970-71	24	784-1731	.452	N/A	N/A	459-649	.707	N/A	1113-46.4	523	N/A	N/A	N/A	N/A	2027-84.5
1969-70	24	813-1755	.464	N/A	N/A	449-632	.707	N/A	1083-45.1	520	N/A	N/A	N/A	N/A	2075-86.5
1968-69	24	685-1639	.418	N/A	N/A	511-753	.679	N/A	1125-46.9	499	N/A	N/A	N/A	N/A	1881-78.3
1967-68	23	623-1523	.409	N/A	N/A	472-664	.711	N/A	1088-47.3	473	N/A	N/A	N/A	N/A	1718-74.7
1966-67	22	754-1727	.437	N/A	N/A	432-674	.674	N/A	1175-53.4	485	N/A	N/A	N/A	N/A	1940-88.2
1965-66	24	747-1787	.418	N/A	N/A	373-522	.715	N/A	1146-47.8	493	N/A	N/A	N/A	N/A	1867-77.8
1964-65	24	747-1810	.413	N/A	N/A	472-678	.695	N/A	1249-52.0	471	N/A	N/A	N/A	N/A	1966-81.9
1963-64	21	646-1647	.392	N/A	N/A	372-531	.701	N/A	1119-53.3	363	N/A	N/A	N/A	N/A	1664-79.2
1962-63	24	634-1587	.400	N/A	N/A	445-690	.645	N/A	1129-47.0	457	N/A	N/A	N/A	N/A	1713-71.4
1961-62	23	628-1571	.400	N/A	N/A	411-599	.701	N/A	1142-49.7	446	N/A	N/A	N/A	N/A	1667-72.5
1960-61	22	599-1510	.397	N/A	N/A	314-480	.654	N/A	1141-51.9	411	N/A	N/A	N/A	N/A	1518-69.0
1959-60	23	655-1570	.417	N/A	N/A	376-555	.678	N/A	1152-50.1	433	N/A	N/A	N/A	N/A	1686-73.3
1958-59	22	655-1805	.363	N/A	N/A	357-548	.651	N/A	1154-52.5	406	N/A	N/A	N/A	N/A	1667-75.8
1957-58	22	618-1711	.361	N/A	N/A	361-530	.681	N/A	1058-48.1	390	N/A	N/A	N/A	N/A	1597-72.6
1956-57	22	631-1649	.383	N/A	N/A	411-612	.672	N/A	1135-51.6	382	N/A	N/A	N/A	N/A	1673-76.0
1955-56	22	625-1683	.371	N/A	N/A	534-817	.654	N/A	1146-52.1	438	N/A	N/A	N/A	N/A	1784-81.1
1954-55	22	594-1583	.374	N/A	N/A	512-797	.642	N/A	937-42.6	473	N/A	N/A	N/A	N/A	1700-77.2
1953-54	22	506-1535	.330	N/A	N/A	531-771	.688	N/A	933-42.4	466	N/A	N/A	N/A	N/A	1543-70.1
1952-53	22	585-1660	.352	N/A	N/A	510-808	.631	N/A	1075-48.7	523	N/A	N/A	N/A	N/A	1680-76.4
1951-52	22	618-1733	.357	N/A	N/A	395-623	.634	N/A	799-36.3	512	89	N/A	N/A	N/A	1639-74.5
1950-51	22	560-1580	.354	N/A	N/A	411-633	.649	N/A	886-40.3	503	146	N/A	N/A	N/A	1531-69.6
1949-50	22	470-1575	.298	N/A	N/A	376-564	.667	N/A	N/A	350	N/A	N/A	N/A	N/A	1309-59.5



YEAR-BY-YEAR RESULTS

Legend:

(C)—Chicago Stadium (Chicago, Ill.)  
 (R)—Rosemont Horizon/Allstate Arena (Rosemont, Ill.)  
 (I)—Int'l Amphitheatre (Chicago, Ill.)  
 (A)—DePaul's Alumni Hall (Chicago, Ill.)  
 (U)—United Center (Chicago, Ill.)  
 (F)—Game later forfeited by opponent  
 (OT)—Overtime game  
 (#)—Northwestern's Associated Press ranking

1904-05

Record: 2-2

Coach: Tom Holland

Captain: Albert Cowden

2/24 L 19-34 at Chicago  
 3/8 W 38-31 at Beloit  
 3/11 W 24-23 Iowa  
 3/18 L 23-25 Chicago

1905-06

No Games

1906-07

Record: 1-5

Coach: Louis Gillesby

Captain: George Swift

1/11 L 10-16 Lake Forest  
 1/18 L 5-26 Chicago  
 1/26 L 9-21 Naperville  
 1/31 W 16-14 Evanston YMCA  
 2/20 L 6-34 at Chicago  
 2/28 L 21-38 Haskell

1907-08

Record: 2-7

Coach: Louis Gillesby

Captain: Harry Ross

1/11 W 21-18 Indiana  
 1/16 L 18-27 Evanston YMCA  
 1/24 W 32-12 Purdue  
 1/31 L 11-36 at Indiana  
 2/8 L 8-26 at Purdue  
 2/13 L 6-41 at Chicago  
 2/22 L 19-27 at Evanston YMCA  
 2/29 L 12-17 Chicago  
 3/7 L 13-18 Illinois

1908-09

Record: 1-7; 1-4 (7th)

Coach: Louis Gillesby

Captain: Harry Ross

1/9 L 18-20 Evanston YMCA  
 1/16 W 16-12 Indiana  
 1/22 L 13-23 Purdue  
 1/20 L 4-28 Chicago  
 2/13 L 16-21 Minnesota  
 2/20 L 13-25 Lake Forest  
 2/27 L 4-35 Illinois  
 3/6 L 9-28 at Naperville

1909-10

Record: 0-9; 0-9 (8th)

Coach: Louis Gillesby

Captain: Hubert Heren

1/8 L 9-55 at Wisconsin  
 1/15 L 4-31 at Chicago  
 1/23 L 22-29 Indiana  
 1/25 L 6-44 Chicago  
 2/12 L 10-18 at Indiana  
 2/19 L 11-18 Iowa  
 2/26 L 11-39 Wisconsin  
 3/5 L 6-35 at Iowa  
 3/3 L 18-38 at Minnesota

1910-11

Record: 3-15; 1-12 (8th)

Coach: Stuart Templeton

Captain: Robert Piper

1/7 L 16-24 at Chicago

1/14 L 9-29 Wisconsin  
 1/9 L 9-26 at Evanston YMCA  
 1/21 L 8-51 at Purdue  
 1/26 W 40-11 Evanston Reds  
 1/28 L 10-17 at Iowa  
 2/11 L 12-30 Purdue  
 2/15 W 21-18 Minnesota  
 2/18 L 18-27 Iowa  
 2/24 L 19-33 Indiana  
 2/25 L 15-26 Illinois  
 3/1 L 18-25 Chicago  
 3/4 L 12-15 Evanston YMCA  
 3/7 L 3-33 at Minnesota  
 3/8 L 11-23 at Wisconsin  
 3/11 L 12-41 at Indiana  
 3/15 W 33-29 Ravenswood  
 3/20 L 17-34 Hull House

1911-12

Record: 4-9; 0-8 (8th)

Coach: Charles Hammett

Captain: Earl Lamke

12/13 W 54-20 Garrett Bible Inst.  
 1/6 L 19-32 Wisconsin  
 1/13 L 13-38 at Chicago  
 1/17 W 50-22 Lewis Institute  
 1/20 L 10-31 at Purdue  
 1/24 W 29-12 Evanston Reds  
 2/10 L 11-27 Chicago  
 2/17 L 13-33 Purdue  
 2/21 W 34-17 DePaul  
 2/24 L 12-46 at Wisconsin  
 2/29 L 25-26 at Evanston YMCA  
 3/2 L 10-25 at Illinois  
 3/9 L 19-30 Illinois

1912-13

Record: 14-4; 7-2 (2nd)

Coach: Dennis Grady

Captain: Raymond Lamke

12/5 W 51-16 Lewis  
 12/10 L 11-39 Lake Forest  
 12/16 W 39-10 Armour  
 W 42-27 Loyola  
 1/8 W 32-15 Evanston Academy  
 W 58-10 Seward Park  
 1/16 W 29-12 Iowa  
 1/18 W 30-22 at Ohio State  
 2/21 L 25-28 Chicago  
 2/1 W 26-21 Indiana  
 L 15-17 at Evanston YMCA  
 2/14 L 22-23 at Illinois  
 2/15 W 27-18 at Indiana  
 2/26 W 34-18 at Evanston Reds  
 3/1 W 19-11 at Iowa  
 3/8 W 36-16 Ohio State  
 3/15 W 20-18 Illinois

1913-14

Record: 11-6; 6-5 (5th)

Coach: Dennis Grady

Captain: Anderson Aldrich

12/18 W 52-16 Lewis  
 L 10-20 Eckhart Park  
 W 51-25 Central Park  
 1/4 W 25-24 Cornell Athletic Club  
 1/6 W 40-18 Lake Forest  
 1/7 W 42-18 Armour  
 1/10 W 21-20 at Minnesota  
 1/14 L 10-28 Chicago  
 1/17 W 49-33 Indiana  
 1/24 W 21-17 Minnesota  
 2/10 L 9-38 at Wisconsin  
 2/13 W 40-16 at Indiana  
 2/14 L 15-35 at Illinois  
 2/17 L 26-33 Wisconsin  
 2/21 W 34-23 at Iowa  
 2/24 L 29-34 at Chicago  
 3/3 W 46-12 Lake Forest  
 3/7 W 41-19 Iowa

1914-15

Record: 11-8; 5-5 (4th)

Coach: Fred Murphy

Captain: Glenn Whittle

12/7 W 26-12 First Nat'l Bank  
 12/9 W 32-20 Armour  
 12/12 L 20-54 Illinois Athletic Club  
 12/14 L 14-19 at Lake Forest  
 12/15 W 36-16 West Aurora HS  
 12/16 W 44-19 Lewis  
 12/29 W 39-37 at Armour  
 1/2 L 38-45 at Illinois Ath. Club  
 1/4 W 33-12 Mercury Ath. Club  
 1/9 L 11-15 Chicago  
 1/13 W 26-15 Iowa  
 1/16 W 30-22 at Indiana  
 1/22 W 32-23 Ohio State  
 2/6 L 25-31 Indiana  
 2/12 L 18-26 Minnesota  
 2/16 L 14-22 at Chicago  
 2/27 W 25-21 at Ohio State  
 3/6 W 25-16 at Iowa  
 3/12 L 12-13 at Minnesota

1915-16

Record: 14-5; 9-3 (2nd)

Coach: Fred Murphy

Captain: Frank Patterson

12/19 W 22-19 at N'western Coll.  
 12/20 L 8-20 at Beloit  
 12/28 L 20-33 at Buckeye Paints  
 12/29 W 26-18 at Detroit YMCA  
 12/31 W 55-23 at Flint Mich. Veh.  
 1/5 W 38-24 at N'western Coll.  
 1/8 W 26-23 at Ohio State  
 1/14 W 52-31 Chicago YMCA  
 1/18 L 18-22 at Wisconsin  
 1/22 W 28-18 at Chicago  
 1/25 W 39-12 Ohio State  
 1/29 W 20-18 Purdue  
 2/12 W 23-21 Illinois (OT)  
 2/16 W 28-20 Chicago  
 2/18 L 12-13 at Purdue  
 2/19 W 40-26 at Indiana  
 2/28 W 38-20 Indiana  
 2/29 W 25-17 Illinois  
 3/11 L 21-24 Wisconsin

1916-17

Record: 3-11; 2-10 (8th)

Coach: Fred Murphy

Captain: Marshall Underhill

1/4 L 19-21 N'western College  
 1/8 L 21-29 Wisconsin (OT)  
 1/12 L 17-47 at Illinois  
 1/16 W 21-15 Lake Forest  
 1/20 L 14-27 at Chicago  
 1/24 W 24-15 Iowa  
 1/17 L 13-22 Minnesota  
 2/12 L 21-23 at Wisconsin  
 2/16 L 12-29 Ohio State  
 2/22 L 25-27 at Ohio State (OT)  
 2/27 L 22-25 Chicago  
 3/2 L 12-21 Illinois  
 3/10 W 18-15 at Iowa  
 3/12 L 20-30 at Minnesota

1917-18

Record: 6-4; 5-3 (3rd)

Coach: Norman Elliott

Captain: Marshall Underhill

1/5 W 33-17 Wisconsin  
 1/26 W 21-11 at Michigan  
 2/2 W 57-36 Ohio State  
 2/8 W 19-16 Michigan State  
 2/9 L 22-38 at Illinois  
 2/16 L 27-41 Great Lakes  
 2/23 W 18-14 Michigan  
 2/25 L 24-30 at Ohio State  
 3/2 W 29-14 Illinois  
 3/7 L 18-26 at Wisconsin

1918-19

Record: 7-6; 6-4 (3rd)

Coach: Tom Robinson

Captain: R. Allen Marquardt

1/6 L 16-32 Great Lakes  
 1/11 W 20-15 at Wisconsin  
 1/18 L 28-29 Iowa  
 1/25 W 17-16 Michigan  
 2/1 W 23-22 at Purdue (OT)  
 2/7 W 63-25 Laporte  
 2/8 L 34-36 at Whiting Owls  
 2/15 L 17-24 at Chicago  
 2/17 W 32-27 Purdue  
 2/22 W 32-23 Wisconsin  
 3/1 L 22-24 at Michigan  
 3/5 W 15-12 Chicago  
 3/8 L 12-28 at Iowa

1919-20

Record: 3-7; 2-6 (7th)

Coach: Norman Elliott

Captain: Robert Wilcox

12/18 W 35-16 Amer. Coll. of PE  
 1/3 L 12-19 at Minnesota  
 1/11 L 24-47 Whiting Red Crown  
 1/17 L 13-25 Iowa  
 1/19 W 28-24 Minnesota (OT)  
 1/31 L 11-32 at Indiana  
 2/10 L 16-53 at Purdue  
 2/14 L 20-49 Purdue  
 2/27 L 23-27 at Iowa  
 3/6 W 36-34 Indiana

1920-21

Record: 2-12; 1-11 (10th)

Coach: Ray Elder

Captain: Charles Saunders

12/17 W 25-14 Beloit  
 1/3 W 13-12 Wisconsin  
 1/15 L 19-34 at Purdue  
 1/17 L 10-31 at Indiana  
 1/22 L 13-31 Michigan  
 2/9 L 25-26 Chicago  
 2/12 L 10-22 at Wisconsin  
 2/14 L 11-26 Minnesota  
 2/19 L 21-23 Indiana  
 2/26 L 15-24 Purdue  
 3/7 L 18-31 at Marquette  
 3/12 L 13-29 at Minnesota  
 3/14 L 14-20 Iowa  
 3/28 L 17-33 at Iowa

1921-22

Record: 7-11; 3-9 (10th)

Coach: Dana Evans

Captain: Harold McKenzie

12/3 W 27-12 Armour  
 12/21 W 18-16 Notre Dame  
 12/22 L 19-27 at DePaw  
 12/31 W 29-14 Yale  
 1/5 W 34-15 U.S. Infantry  
 1/14 L 13-28 at Minnesota  
 1/9 L 9-21 Wisconsin  
 1/14 L 18-21 at Indiana  
 1/16 L 14-31 at Purdue  
 1/20 L 22-23 at Chicago  
 1/23 L 19-32 Purdue  
 2/11 L 21-30 at Notre Dame  
 2/18 W 25-16 Indiana  
 2/20 W 21-9 Minnesota  
 2/22 L 11-23 at Wisconsin  
 2/25 W 20-18 Ohio State  
 3/4 L 33-35 at Ohio State (20T)  
 3/6 L 19-29 at Michigan

1922-23

Record: 5-11; 3-9 (8th)

Coach: Maury Kent

Captain: Harold McKenzie

12/15 W 24-16 Monmouth  
 12/19 W 20-14 Lake Forest

## YEAR-BY-YEAR RESULTS

1/2	L	13-20	Notre Dame
1/6	L	10-21	Wisconsin
1/13	W	26-24	at Ohio State (OT)
1/15	W	19-17	at Purdue
1/22	L	10-16	at Michigan
1/27	L	22-29	at Iowa
1/29	L	18-20	Ohio State
2/10	L	11-28	Iowa
2/3	L	25-31	at Indiana
2/17	L	13-27	Michigan
2/20	W	30-26	Indiana
3/3	L	25-31	Indiana
3/5	L	17-29	at Wisconsin
	L	22-24	Purdue

### 1923-24

**Record: 0-16; 0-12 (10th)**

**Coach: Maury Kent**

**Captain: Walter Stegman**

12/15	L	14-15	Millikin
12/19	L	15-25	at Notre Dame
1/5	L	13-34	Yale
1/9	L	18-26	Chicago
1/12	L	10-25	Wisconsin
1/17	L	18-38	at Illinois
1/25	L	24-39	Indiana
1/26	L	10-15	DePauw
2/12	L	13-30	at Indiana
2/12	L	16-34	at Purdue
2/20	L	25-37	Purdue
2/23	L	16-24	at Minnesota
2/27	L	26-42	at Chicago
3/1	L	13-23	at Wisconsin
3/4	L	35-36	Illinois
3/8	L	20-30	Minnesota

### 1924-25

**Record: 6-10; 4-8 (8th)**

**Coach: Maury Kent**

**Captain: John Karstens**

12/19	L	13-22	Notre Dame
12/22	W	26-17	Michigan State
12/30	L	15-36	at Notre Dame
1/3	W	30-21	Mercer
1/10	L	16-29	at Michigan
1/14	L	16-27	Illinois
1/19	W	15-14	Minnesota
1/24	L	17-21	at Ohio State
2/7	L	20-35	Iowa
2/9	L	16-17	Michigan
2/12	L	20-30	at Illinois
2/17	W	29-7	Chicago
2/23	L	23-34	Ohio State
2/28	W	23-20	at Minnesota
3/7	L	15-26	at Iowa
3/11	W	17-16	at Chicago

### 1925-26

**Record: 5-12; 3-9 (10th)**

**Coach: Maury Kent**

**Captain: Frank Mathews**

12/15	L	20-30	Notre Dame
12/21	W	42-13	Michigan State
12/30	L	21-38	at Notre Dame
1/2	L	28-30	Kansas State
1/4	W	57-24	Mercer
1/9	L	30-32	Michigan
1/16	L	35-38	at Purdue
1/18	L	31-39	Indiana
1/23	L	27-35	at Wisconsin
1/25	W	37-21	Iowa
2/12	W	27-18	Ohio State
2/16	W	36-26	Wisconsin
2/20	L	11-12	at Iowa
2/27	L	22-36	at Ohio State
3/2	L	28-34	at Indiana
3/3	L	26-36	Purdue
3/8	L	14-46	at Michigan



**THE 1930-31 BIG TEN CHAMPIONS** posted a 16-1 record and notched a school-record 12 straight victories to open the season.

### 1926-27

**Record: 3-14; 1-11 (t9th)**

**Coach: Maury Kent**

**Captain: Waldo Fisher**

12/11	L	31-39	Wabash
12/18	W	31-25	Drake
12/20	W	32-22	Michigan State
12/30	L	20-28	at Notre Dame
1/3	L	21-27	Notre Dame
1/8	L	23-27	Illinois
1/12	L	27-34	Chicago
1/15	L	18-28	Wisconsin
1/17	L	24-36	Indiana
1/22	L	24-25	at Wisconsin
2/12	L	24-29	at Minnesota
2/16	L	32-46	at Illinois
2/19	L	21-40	at Chicago
2/23	L	19-22	at Purdue
2/26	W	33-25	Minnesota
3/5	L	25-44	at Indiana
3/7	L	36-44	Purdue

### 1927-28

**Record: 12-5; 9-3 (t3rd)**

**Coach: Arthur Lonborg**

**Captain: Waldo Fisher**

12/10	W	40-17	Wabash
12/13	W	53-22	Marquette
12/17	L	34-39	Pittsburgh
12/20	L	22-28	at Notre Dame
12/29	W	25-23	Notre Dame
1/7	W	25-20	Michigan
1/9	W	37-32	at Iowa
1/12	W	15-14	at Chicago
1/19	L	38-43	at Ohio State
1/30	W	25-22	Minnesota
2/8	L	20-32	at Illinois
2/13	W	49-28	Iowa
2/18	W	41-36	at Minnesota
2/25	L	27-45	at Michigan
2/28	W	39-18	Chicago
3/1	W	39-31	Illinois
3/5	W	43-21	Ohio State

### 1928-29

**Record: 12-5; 7-5 (4th)**

**Coach: Arthur Lonborg**

**Captain: Harold Gleichmann**

12/8	W	35-20	Wabash
12/14	W	30-24	Pittsburgh
12/18	W	18-14	at Notre Dame

12/31	W	41-17	Penn State
1/5	L	20-32	at Michigan
1/7	L	28-31	Ohio State
1/12	L	30-46	at Purdue
1/14	W	27-24	at Ohio State
1/17	W	28-27	Iowa
1/26	W	27-24	Notre Dame
2/5	W	31-30	at Indiana
2/11	W	24-23	Michigan
2/16	W	35-30	Purdue
2/18	L	23-37	at Wisconsin
2/23	L	25-31	Wisconsin
2/25	W	28-26	Indiana
3/2	W	38-33	at Iowa

### 1929-30

**Record: 8-8; 6-6 (6th)**

**Coach: Arthur Lonborg**

**Captain: Charles "Rut" Walter**

12/9	W	30-14	Cornell (Iowa)
12/14	L	30-38	Pittsburgh
12/19	W	30-28	at Notre Dame (OT)
12/31	L	19-22	Notre Dame
1/4	W	23-14	Wisconsin
1/11	W	32-27	at Minnesota
1/13	L	22-39	Purdue
1/18	L	22-36	at Indiana
1/25	W	37-17	at Chicago
2/10	L	24-30	Illinois
2/12	L	31-39	Indiana
2/15	L	22-29	at Wisconsin
2/17	W	47-17	Minnesota
2/22	W	34-32	at Illinois
2/26	L	16-29	at Purdue
3/4	W	39-24	Chicago

### 1930-31 BIG TEN CHAMPIONS

**Record: 16-1; 11-1 (1st)**

**Coach: Arthur Lonborg**

**Captain: Bert Riel**

12/8	W	36-23	Bradley
12/12	W	44-29	at Notre Dame
12/20	W	31-22	Carleton
12/31	W	32-10	Alabama
1/3	W	20-17	Notre Dame
1/10	W	27-22	Michigan
1/12	W	29-27	at Illinois
1/19	W	26-21	at Michigan
1/24	W	35-22	Ohio State
2/7	W	31-16	Chicago
2/9	W	35-26	Minnesota

2/14	W	27-15	at Chicago
2/16	L	28-35	Illinois
2/21	W	40-30	at Iowa
2/23	W	45-23	at Minnesota
2/28	W	32-18	at Ohio State
3/2	W	41-16	Iowa

### 1931-32

**Record: 13-5; 9-3 (t2nd)**

**Coach: Arthur Lonborg**

**Captain: Robert McCarnes**

12/6	W	33-19	Bradley
12/11	W	22-20	USC
12/17	W	33-16	Knts. Columbus (C)
12/19	W	39-17	Washington (Mo.)
12/21	L	25-32	at Notre Dame
12/31	L	21-22	Notre Dame
1/4	W	31-30	Wisconsin (OT)
1/9	W	29-23	Indiana
1/11	W	32-26	at Iowa
1/16	W	21-20	Michigan
1/18	W	28-24	at Wisconsin
1/23	W	25-24	Ohio State
2/8	W	29-25	at Indiana
2/13	L	25-30	Iowa
2/20	L	33-48	at Purdue
2/22	W	30-26	at Michigan
2/29	W	26-19	at Ohio State
3/5	L	17-31	Purdue

### 1932-33 BIG TEN CHAMPIONS

**Record: 15-4; 10-2 (t1st)**

**Coach: Arthur Lonborg**

**Captain: Joseph Reiff**

12/5	W	44-19	Bradley
12/10	W	36-29	Marquette
12/16	W	31-22	Pittsburgh
12/19	L	25-28	at Notre Dame
12/31	W	33-29	Notre Dame
1/7	L	25-27	at Illinois
1/9	W	35-28	Purdue
1/14	W	52-24	at Chicago
1/16	W	40-22	Wisconsin
1/21	W	30-27	Illinois
2/4	W	31-24	Wabash
2/6	W	32-28	at Indiana
2/13	W	41-25	Minnesota
2/18	W	57-23	Chicago
2/20	L	40-42	at Purdue
2/25	W	30-28	at Wisconsin
2/27	W	45-32	Indiana



YEAR-BY-YEAR RESULTS

3/2 L 24-26 at Marquette  
3/4 W 38-29 at Minnesota

1933-34

Record: 11-8; 8-4 (t2nd)  
Coach: Arthur Lonborg  
Captains: Nelson Culver, Donald Brewer

12/6 W 40-19 Bradley  
12/9 L 24-28 at Notre Dame  
12/12 L 22-24 at Marquette  
12/16 L 23-27 Pittsburgh  
12/21 W 35-22 Nebraska  
12/30 L 21-37 Notre Dame  
1/6 L 28-41 at Iowa  
1/8 W 33-26 Minnesota  
1/13 W 32-25 at Ohio State  
1/15 W 44-23 Michigan  
1/20 L 20-34 at Illinois  
1/22 W 42-31 Ohio State  
1/27 L 30-31 at Minnesota  
2/5 W 24-23 Wabash  
2/10 L 34-36 Chicago  
2/12 W 35-29 Iowa  
2/19 W 32-25 Illinois  
2/26 W 29-25 at Michigan  
3/2 W 30-22 at Chicago

1934-35

Record: 10-10; 3-9 (8th)  
Coach: Arthur Lonborg  
Captains: Lyle Fisher, Albert Kawal

12/3 W 48-33 Carleton  
12/7 W 35-29 Wabash  
12/14 W 42-28 Pittsburgh  
12/18 W 26-25 at Notre Dame  
12/22 W 39-26 Michigan State  
W 41-36 Butler  
1/7 L 9-16 at Wisconsin  
1/12 L 35-38 Iowa  
1/14 L 31-33 at Purdue  
1/19 W 36-31 Wisconsin  
1/21 L 11-19 at Michigan  
1/26 L 19-29 Ohio State  
2/9 L 26-28 Notre Dame  
2/11 L 29-41 Ohio State  
2/16 W 34-23 at Marquette  
2/18 W 26-16 Michigan  
2/23 L 32-36 at Indiana  
3/2 W 40-22 Indiana  
3/4 L 33-35 at Iowa  
3/9 L 24-38 Purdue

1935-36

Record: 13-6-1; 7-5 (t3rd)  
Coach: Arthur Lonborg  
Captain: Norman Vance

12/6 W 56-27 Carleton  
12/13 W 38-30 Pittsburgh  
12/16 L 29-40 at Notre Dame  
12/21 W 29-25 Michigan State  
12/28 W 34-19 California  
12/31 T 20-20 Notre Dame  
1/4 W 37-15 at Marquette  
1/11 L 24-27 at Indiana  
1/13 W 45-24 Minnesota  
1/18 W 40-28 at Illinois  
1/20 L 29-30 at Minnesota  
1/29 W 42-27 Chicago  
2/1 W 53-38 Butler  
2/15 L 27-31 at Purdue  
2/17 L 38-39 Illinois  
2/22 W 45-40 Purdue  
2/24 W 33-28 at Wisconsin  
2/29 L 34-41 Indiana  
3/2 W 49-26 Wisconsin  
3/7 W 34-33 at Chicago

1936-37

Record: 11-9; 4-8 (7th)  
Coach: Arthur Lonborg  
Captain: Mike McMichael

12/7 W 44-19 Carleton  
12/11 W 37-28 Pittsburgh  
12/16 W 38-19 at Notre Dame  
12/19 W 38-26 Western Michigan  
12/31 L 23-24 Notre Dame  
1/4 W 47-38 at Illinois  
1/9 L 26-33 Iowa  
1/11 L 31-34 at Michigan  
1/16 W 44-21 at Chicago  
1/18 L 23-36 Minnesota  
1/23 W 44-29 Michigan State  
2/6 W 37-34 Marquette  
2/8 L 29-39 at Iowa  
2/13 W 38-31 Bradley  
2/15 L 30-33 at Ohio State  
2/20 L 32-34 Michigan  
2/22 W 44-29 Ohio State  
2/27 W 34-27 Chicago  
3/1 L 33-34 at Minnesota  
3/6 L 26-32 Illinois

1937-38

Record: 10-10; 7-5 (t3rd)  
Coach: Arthur Lonborg  
Captain: Fred Trenkle

12/3 W 53-23 Carleton  
12/7 W 31-27 at Marquette  
12/10 L 22-27 Pittsburgh  
12/18 L 27-30 at Notre Dame  
12/23 L 21-30 at Butler  
12/31 L 29-40 Notre Dame  
1/3 W 47-38 Wisconsin  
1/4 L 36-43 California  
1/8 W 35-34 Ohio State  
1/10 W 36-28 at Iowa  
1/15 W 32-29 at Indiana  
1/17 L 26-37 at Purdue  
1/22 W 30-29 Michigan  
2/5 W 28-26 Bradley  
2/12 W 27-23 at Wisconsin  
2/19 W 52-41 Indiana  
2/21 L 25-26 Iowa  
2/28 L 36-41 at Ohio State  
3/5 L 39-42 Purdue  
3/7 L 22-30 at Michigan

1938-39

Record: 7-13; 5-7 (6th)  
Coach: Arthur Lonborg  
Captain: Robert Voigts

12/7 W 45-23 Carleton  
12/10 L 37-48 Pittsburgh  
12/17 L 41-49 at St. John's  
12/19 L 29-32 at Temple  
12/22 L 30-48 at Notre Dame  
12/31 W 43-39 Notre Dame  
1/7 L 24-35 at Purdue  
1/9 L 28-37 Michigan  
1/14 L 33-38 Ohio State  
1/16 W 32-31 Minnesota  
2/2 L 26-36 Marquette  
2/4 W 27-25 Iowa  
2/11 W 34-31 at Chicago  
2/13 W 37-27 Wisconsin  
2/18 L 37-44 at Indiana  
2/20 L 26-30 at Ohio State  
2/25 W 36-34 Illinois  
2/27 L 26-41 at Iowa  
3/6 L 26-32 at Michigan

1939-40

Record: 13-7, 7-5 (t4th)  
Coach: Arthur Lonborg  
Captain: Addington Vance

12/5 W 30-14 Carleton  
12/14 W 41-29 Washington State  
12/16 W 39-33 Pittsburgh  
12/20 W 42-26 Princeton  
12/30 W 47-37 Notre Dame  
1/6 L 29-40 Purdue  
1/8 W 46-38 at Minnesota  
1/13 W 44-28 Chicago  
1/15 L 31-32 at Ohio State  
1/20 L 30-46 at Marquette  
1/27 L 27-56 at Notre Dame  
2/8 W 32-20 at Butler  
2/10 W 47-34 Michigan  
2/12 L 33-35 at Illinois  
2/17 W 40-36 Indiana  
2/19 L 52-58 Ohio State  
2/24 W 39-29 Iowa  
2/26 L 34-39 at Michigan  
3/2 W 47-44 at Wisconsin  
3/4 W 43-34 at Iowa

1940-41


Record: 7-11; 3-9 (9th)  
Coach: Arthur Lonborg  
Captain: Al Butherus

12/9 W 35-32 Wabash  
12/18 L 31-32 at Butler  
12/21 W 48-28 Pittsburgh  
12/31 W 46-36 Notre Dame  
1/4 W 34-23 Princeton  
1/11 L 40-46 at Ohio State  
1/13 L 32-52 at Indiana  
1/18 L 41-42 Illinois (OT)  
1/20 L 41-52 at Iowa  
1/25 W 45-34 Michigan  
2/8 L 36-47 at Notre Dame  
2/10 L 46-48 Wisconsin  
2/15 W 41-36 at Chicago  
2/18 L 34-55 Minnesota  
2/22 L 29-35 Ohio State  
2/24 L 39-45 at Michigan  
3/1 W 45-36 Iowa  
3/3 L 20-38 at Purdue

1941-42

Record: 8-13; 5-10 (t7th)  
Coach: Arthur Lonborg  
Captain: Henry Clason

12/8 W 61-39 Western Michigan  
12/13 W 46-40 Butler  
12/20 W 44-32 Pittsburgh (C)  
12/31 L 36-40 Notre Dame  
1/3 W 50-40 Indiana  
1/5 W 49-38 Minnesota  
1/10 W 69-50 at Chicago  
1/12 L 32-34 Michigan  
1/14 L 38-47 at Great Lakes  
1/17 L 46-49 Wisconsin (C)  
1/19 L 41-51 at Ohio State  
1/20 L 43-61 at Notre Dame  
2/7 L 33-41 at Illinois  
2/9 L 41-50 Purdue  
2/14 L 44-46 Iowa  
2/16 W 47-46 Chicago  
2/21 L 47-59 at Wisconsin  
2/23 L 42-56 Purdue  
2/28 L 49-63 Illinois (C)  
3/3 W 49-45 at Indiana  
3/7 L 42-61 at Minnesota



THE 1932-33 BIG TEN CHAMPIONS went 15-4 with one of the losses coming by three points while the three others were decided by just two points.



## YEAR-BY-YEAR RESULTS

### 1942-43

**Record: 8-9; 7-5 (3rd)**

**Coach: Arthur Lonborg**

**Captain: Russ Wendland**

12/7	L	42-52	Western Michigan
12/12	L	44-53	Notre Dame (C)
1/3	W	59-47	Great Lakes
1/9	L	65-67	Wisconsin (C)
1/11	W	49-32	Michigan
1/16	L	36-49	Notre Dame (C)
1/25	L	46-47	at Minnesota
2/1	L	51-68	at Illinois
2/6	W	67-40	Purdue (C)
2/8	L	36-57	at Great Lakes
2/13	W	52-33	Iowa
2/15	W	52-50	Iowa
2/20	W	63-29	at Chicago
2/22	W	56-54	at Wisconsin
2/27	L	44-86	Illinois (C)
3/1	L	41-53	at Michigan
3/6	W	63-54	at Ohio State

### 1943-44

**Record: 12-7; 8-4 (t4th)**

**Coach: Arthur Lonborg**

**Captain: Otto Graham**

12/11	L	45-47	Western Michigan
12/18	W	48-32	Notre Dame (C)
12/31	W	54-36	Great Lakes
1/7	W	57-47	at Michigan
1/8	W	60-38	Wisconsin (C)
1/14	W	77-20	at Chicago
1/21	W	43-36	Notre Dame (C)
1/22	W	42-40	Ohio State
1/24	L	36-46	at Great Lakes
1/29	W	43-35	Iowa Pre-Flight (C)
2/4	L	47-50	at Wisconsin (20T)
2/5	W	57-32	Minnesota (C)
2/11	W	42-29	at Illinois
2/12	L	43-51	Camp Grant (C)
2/19	L	45-50	Michigan
2/25	L	47-50	Illinois (C)
2/26	W	51-45	at Purdue
3/3	L	39-45	at Iowa
3/4	W	42-41	at Iowa

### 1944-45

**Record: 7-12; 4-8 (t6th)**

**Coach: Arthur Lonborg**

**Captain: Ben Schadler**

12/9	W	56-43	DePauw
12/16	W	58-44	Marquette (C)
12/23	W	68-54	Western Michigan
12/26	L	38-41	Great Lakes
1/6	W	52-37	at Wisconsin
1/12	W	52-33	Minnesota
1/13	L	46-53	at Ohio State
1/19	L	42-51	at Illinois
1/20	L	48-52	at Purdue (OT)
1/27	L	43-44	Wisconsin (C)
1/30	L	39-58	at Great Lakes
2/2	L	49-59	Purdue (C)
2/3	L	37-56	Notre Dame (C)
2/9	W	49-34	at Michigan
2/10	L	32-36	Ohio State (C)
2/16	L	45-46	Michigan (C) (OT)
2/17	L	37-43	at Minnesota
2/24	W	57-45	Illinois (C)
2/27	L	66-71	at Notre Dame

### 1945-46

**Record: 15-5; 8-4 (t3rd)**

**Coach: Arthur Lonborg**

**Captain: Max Morris**

12/10	W	67-36	DePauw
12/15	W	64-35	Marquette
12/21	W	47-46	Western Mich. (C)
12/31	W	51-50	Great Lakes
1/3	W	61-41	Brigham Young
1/7	W	52-44	at Purdue
1/12	W	60-41	Michigan
1/14	L	38-45	at Illinois

1/19	L	37-56	at Michigan
1/21	W	44-42	at Great Lakes
1/26	W	56-34	Wisconsin (C)
1/28	L	41-47	at Ohio State
2/1	W	63-54	Purdue (C)
2/2	W	56-55	Notre Dame (C)
2/8	W	72-49	Minnesota
2/9	W	63-58	at Wisconsin
2/16	W	48-43	Illinois (C)
2/18	W	52-50	at Minnesota
2/23	L	46-53	Ohio State (C)
2/26	L	50-57	at Notre Dame

### 1946-47

**Record: 7-13; 2-10 (9th)**

**Coach: Arthur Lonborg**

**Captain: Ben Schadler**

12/5	W	59-45	Ripon
12/14	W	63-49	Marquette (C)
12/16	W	39-37	Pittsburgh
12/19	W	65-51	North Carolina (C)
12/21	L	44-48	USC (C)
12/31	W	44-40	Butler
1/4	L	31-39	at Michigan
1/11	L	40-55	at Illinois
1/13	L	41-49	Michigan
1/8	L	49-60	at Ohio State
1/25	W	59-40	Iowa (C)
1/27	L	44-45	at Wisconsin
2/1	L	61-63	at Minnesota (OT)
2/8	W	54-53	Purdue (C)
2/11	L	44-52	Notre Dame (C)
2/15	L	42-54	Wisconsin (C)
2/17	L	43-69	at Indiana
2/22	L	51-52	Illinois (C)
2/28	L	42-62	Ohio State (C)
3/1	L	53-55	Notre Dame (C)

### 1947-48

**Record: 6-14; 3-9 (t8th)**

**Coach: Arthur Lonborg**

**Captain: Charles Tourek**

12/6	W	52-51	Butler
12/13	L	55-61	Notre Dame (C)
12/20	L	46-52	USC (C)
12/29	L	50-60	Yale
12/31	L	41-49	Missouri
1/3	L	60-64	at Ohio State
1/5	L	47-52	at Illinois
1/10	W	63-46	Western Michigan
1/12	W	51-48	Michigan
1/17	L	41-52	at Purdue
1/19	W	68-38	Marquette
1/24	L	48-59	Notre Dame (C) (OT)
1/31	L	37-53	at Michigan
2/2	L	54-57	at Iowa
2/7	L	62-68	Wisconsin (C)
2/9	W	47-45	Ohio State
2/14	L	51-53	Minnesota (C)
2/21	W	47-42	Indiana (C)
2/23	L	54-59	at Wisconsin
2/28	L	43-60	Illinois (C)

### 1948-49

**Record: 5-16; 2-10 (9th)**

**Coach: Arthur Lonborg**

**Captains: Bill Sticklen, Chet Strumillo**

12/4	L	51-52	Western Michigan
12/11	L	44-55	Notre Dame (C)
12/18	W	68-43	Navy (C)
12/21	L	44-49	at UCLA
12/23	W	38-35	at USC
1/1	L	49-52	Dartmouth
1/3	L	37-59	at Missouri
1/8	L	56-68	at Ohio State
1/15	L	40-53	at Michigan
1/22	W	65-44	Iowa (C)
1/25	W	70-38	Marquette
1/29	L	54-60	Purdue (C)
1/31	L	40-61	at #5 Minnesota
2/5	L	46-54	Michigan (C)
2/7	L	66-85	at #4 Illinois

2/12	L	52-56	Wisconsin (C)
2/14	L	41-56	at Indiana
2/19	W	62-50	Ohio State (C)
2/21	L	46-57	at Wisconsin
2/26	L	64-81	#4 Illinois (C)
3/5	L	56-59	Notre Dame (C)

### 1949-50

**Record: 10-12; 3-9 (t8th)**

**Coach: Arthur Lonborg**

**Captains: Robert Hughes, James Barr**

12/1	W	54-43	Western Michigan
12/5	W	58-55	Ripon
12/10	L	63-67	Colorado (C)
12/17	W	66-56	Notre Dame (C)
12/19	L	54-64	at Iowa State
12/23	W	68-46	Michigan State (C)
12/29	W	64-58	UCLA
12/31	W	68-49	Princeton
1/7	W	60-58	at Purdue (OT)
1/9	W	60-53	#11 Minnesota (C)
1/14	L	51-61	#15 Ohio State
1/16	L	50-76	at Illinois
1/21	L	56-61	at Iowa
1/28	L	57-64	Notre Dame (C)
2/4	L	59-64	#12 Indiana (C)
2/6	L	44-59	at Michigan
2/11	L	59-66	Wisconsin (C)
2/18	L	46-68	#3 Ohio State (C)
2/20	W	61-52	Marquette
2/25	W	76-53	Michigan (C)
2/27	L	53-67	at Wisconsin
3/4	L	52-69	Illinois (C)

### 1950-51

**Record: 12-10; 7-7 (t4th)**

**Coach: Harold Olsen**

**Captains: Ray Agelisi, Jake Fendley**

12/2	W	64-62	Western Michigan
12/9	W	70-60	at Butler
12/16	L	76-82	Notre Dame (C)
12/20	W	70-61	at Rice
12/21	L	49-67	at Tulane
12/28	W	81-69	at Marquette
12/30	L	73-76	Notre Dame
1/6	L	62-67	Michigan State
1/8	W	67-64	at Michigan
1/13	W	73-70	Iowa
1/15	L	56-68	at Wisconsin
1/20	W	81-75	Ohio State
1/27	W	97-79	Purdue
1/29	W	78-67	at Ohio State
2/3	W	54-53	#17 Kansas (C)
2/5	L	55-73	at Iowa
2/10	W	60-56	Michigan
2/12	L	48-52	at Michigan State
2/17	L	63-94	at #6 Indiana
2/24	L	68-73	Minnesota
2/26	W	84-83	at Purdue
3/3	L	76-80	#6 Illinois (C)

### 1951-52

**Record: 7-15; 4-10 (t8th)**

**Coach: Harold Olsen**

**Captain: Bernard Brady**

12/3	W	93-57	Butler
12/10	W	80-77	Western Michigan
12/11	L	54-65	at #14 Notre Dame
12/28	L	64-71	vs. Washington State
12/29	L	60-83	at #3 Washington
12/31	L	58-69	at Oregon State
1/5	W	75-70	Ohio State
1/7	L	49-82	at #19 Michigan State
1/12	W	85-83	Purdue
1/14	L	64-78	at #4 Iowa
1/15	L	58-74	Wisconsin
1/21	W	59-57	at Michigan
1/26	L	56-74	at Minnesota
2/2	W	86-76	Michigan State
2/4	L	69-75	Notre Dame
2/9	L	69-71	Michigan
2/12	L	61-79	at Ohio State

2/16	L	85-96	#20 Indiana
2/18	L	65-72	at Purdue
2/25	W	87-56	Ripon
3/1	L	68-77	#7 Iowa
3/3	L	74-95	at #2 Illinois

### 1952-53

**Record: 6-16; 5-13 (8th)**

**Coach: Waldo Fisher**

**Captain: Larry Dellefield**

12/6	L	79-95	Western Michigan
12/22	W	90-72	Butler
12/27	L	47-52	Michigan State
12/29	L	70-82	at Ohio State
12/31	L	57-62	#19 Notre Dame
1/3	W	71-65	at #9 Minnesota
1/10	W	84-57	Michigan
1/12	L	58-83	at #4 Illinois
1/17	L	56-78	Wisconsin
1/19	L	68-69	at Iowa
1/24	L	63-76	at Michigan State
1/26	W	82-73	Ohio State
1/31	W	84-65	Purdue
2/2	L	69-72	Minnesota
2/7	L	84-88	#2 Indiana
2/14	L	73-81	at Purdue
2/21	L	67-83	at Notre Dame
2/27	W	85-84	at Michigan
2/28	L	78-93	Iowa
3/2	L	88-90	at #1 Indiana (OT)
3/7	L	58-74	at Wisconsin
3/9	L	70-86	#13 Illinois

### 1953-54

**Record: 9-13; 6-8 (t5th)**

**Coach: Waldo Fisher**

**Captain: John Biever**

12/5	W	69-53	Western Michigan
12/7	L	66-75	at Notre Dame
12/19	L	68-70	at Tulane
12/21	L	51-79	at #14 LSU
12/26	W	76-57	Yale
12/28	W	70-57	Butler
12/31	L	50-52	Notre Dame
1/4	L	65-66	#15 Illinois
1/9	W	72-60	Michigan
1/11	L	47-64	at Wisconsin
1/16	L	63-78	at Purdue
1/23	L	78-82	#9 Minnesota
1/25	L	52-65	at Iowa
1/29	L	60-78	at Butler
2/1	L	62-65	at Michigan State
2/8	W	89-71	Ohio State
2/13	W	100-90	#3 Indiana (OT)
2/15	W	84-73	Michigan
2/20	W	90-72	Purdue
2/22	L	80-71	Michigan State
2/27	L	89-81	at Minnesota
3/1	L	82-84	at Illinois

### 1954-55

**Record: 12-10; 7-7 (5th)**

**Coach: Waldo Fisher**

**Captain: Walter Stoepelwerth**

12/4	W	87-63	Western Michigan
12/8	L	69-79	at #9 Notre Dame
12/18	W	77-63	Tulane
12/20	W	83-66	



YEAR-BY-YEAR RESULTS

2/19 W 85-78 at Indiana  
 2/21 L 69-71 at Michigan State  
 2/26 W 80-72 Wisconsin  
 3/5 L 69-81 #17 Illinois

**1955-56**  
**Record: 2-20; 1-13 (10th)**  
**Coach: Waldo Fisher**  
**Captain: Dick Mast**

12/3 L 67-72 Western Michigan  
 12/5 L 70-91 at Kansas  
 12/10 L 61-71 Notre Dame  
 12/20 L 81-85 at Oregon  
 12/21 L 61-63 at Oregon State  
 12/27 L 65-88 Princeton  
 12/29 W 74-60 Dartmouth  
 1/2 L 81-94 at #13 Indiana  
 1/7 L 54-68 at Purdue  
 1/14 L 76-94 Michigan  
 1/16 L 72-86 at Notre Dame  
 1/23 L 42-91 at Ohio State  
 1/28 L 67-83 at Minnesota  
 1/30 L 68-78 Purdue  
 2/4 L 55-79 Wisconsin  
 2/11 L 65-70 #17 Iowa  
 2/13 L 72-83 Ohio State  
 2/20 L 93-96 at Michigan State  
 2/25 L 82-84 Indiana  
 2/27 L 68-86 at #10 Iowa  
 3/3 L 70-76 at Wisconsin  
 3/5 W 83-82 #7 Illinois

**1956-57**  
**Record: 6-16; 2-12 (10th)**  
**Coach: Waldo Fisher**  
**Captains: Glen Lose, Bill Schulz**

12/1 W 99-60 Western Michigan  
 12/3 L 67-87 at Kansas  
 12/8 L 71-73 Pittsburgh  
 12/10 W 75-60 at Notre Dame  
 12/28 W 79-77 vs. Wyoming\*  
 12/29 L 84-94 at Detroit\*  
 12/31 W 73-63 Yale  
 1/5 W 75-54 Wisconsin  
 1/7 L 61-82 Notre Dame  
 1/12 L 63-64 at Michigan  
 1/14 L 57-77 at Purdue  
 1/19 L 62-73 Minnesota

1/21 W 70-63 Iowa  
 1/26 L 73-83 at #12 Ohio State  
 1/28 L 77-81 Purdue  
 2/2 L 63-77 Michigan State  
 2/4 L 56-74 at Indiana  
 2/11 L 97-104 at #16 Illinois  
 2/16 L 74-87 #18 Indiana  
 2/23 L 66-74 at Iowa  
 3/2 L 70-84 Ohio State  
 3/4 L 69-82 at Wisconsin  
 \* Motor City Classic, Detroit, Mich.

**1957-58**  
**Record: 13-9; 8-6 (t4th)**  
**Coach: William Rohr**  
**Captain: Nick Mantis**

12/2 W 97-78 at Western Michigan  
 12/7 L 65-71 Kansas  
 12/9 W 74-58 South Dakota State  
 12/21 W 64-46 South Dakota  
 12/26 L 68-71 at #13 N.C. State\*  
 12/27 W 80-70 vs. Duquesne\*  
 12/28 W 66-53 vs. #18 Saint Louis\*  
 12/31 L 66-71 Notre Dame  
 1/4 L 65-68 at Indiana  
 1/11 W 93-72 Michigan  
 1/13 W 82-80 at Iowa (OT)  
 1/18 L 78-83 #18 Michigan State  
 1/25 L 60-74 at #15 Michigan State  
 1/27 W 85-76 Minnesota  
 2/1 L 98-102 at Illinois (OT)  
 2/3 L 72-84 at Purdue  
 2/10 W 78-76 Ohio State  
 2/15 W 76-75 at Minnesota  
 2/22 W 75-66 at Michigan  
 2/24 L 78-86 Iowa  
 3/1 W 82-65 Wisconsin  
 3/8 W 88-72 Illinois  
 \* Dixie Classic, Raleigh, N.C.

**1958-59**  
**Record: 15-7; 8-6 (t2nd)**  
**Coach: William Rohr**  
**Captains: Nick Mantis, Joe Ruklick**

12/1 W 102-60 Western Michigan  
 12/6 W 66-62 Maryland  
 12/8 W 68-63 at #11 N. Dame (10)  
 12/19 W 73-68 at Louisville\* (6)

12/20 L 64-78 vs. #10 N. Carolina\* (6)  
 12/22 W 75-69 #19 Washington (12)  
 12/27 W 118-109 #5 W. Va. (C) (20T) (12)  
 12/31 W 102-67 Notre Dame (6)  
 1/3 W 80-77 Iowa (6)  
 1/5 W 83-78 at Michigan (8)  
 1/10 L 69-76 Indiana (8)  
 1/17 L 77-88 at Ohio State (11)  
 1/19 L 67-71 Minnesota (18)  
 1/24 W 99-96 at Iowa (OT) (18)  
 1/31 L 72-81 at #8 Michigan State  
 2/7 W 88-79 Illinois  
 2/14 L 63-65 #20 Purdue (OT)  
 2/16 L 68-71 #9 Michigan State  
 2/21 W 87-84 Michigan  
 2/23 W 79-62 at Minnesota  
 2/28 W 86-82 at Wisconsin  
 3/8 W 84-81 at Illinois  
 \* Bluegrass Festival, Louisville, Ky.

**1959-60**  
**Record: 11-12; 8-6 (t3rd)**  
**Coach: William Rohr**  
**Captain: Willie Jones**

12/1 W 80-66 Western Michigan  
 12/5 L 67-76 Kansas  
 12/9 L 88-93 Notre Dame (20T)  
 12/19 W 78-74 Boston University  
 12/21 L 60-79 at Washington  
 12/22 L 61-67 at Washington  
 12/28 L 62-81 at USC\*  
 12/29 L 79-92 vs. #8 Illinois\*  
 12/30 W 79-72 vs. Michigan\*  
 1/4 W 61-57 #11 Indiana  
 1/9 L 59-73 at Iowa  
 1/11 W 77-69 at Wisconsin  
 1/16 L 64-81 at #5 Ohio State  
 1/23 W 62-61 Minnesota  
 2/1 L 58-76 at Indiana  
 2/6 L 58-77 #4 Ohio State  
 2/8 W 66-64 at Minnesota  
 2/13 W 83-75 at Michigan  
 2/20 L 70-75 Purdue  
 2/22 W 71-69 Michigan State  
 2/27 W 68-66 at Purdue  
 2/29 W 73-59 Wisconsin  
 3/5 L 77-84 Illinois  
 \* Pacific Coast Tourn., Los Angeles, Calif.

**1960-61**  
**Record: 10-12; 6-8 (6th)**  
**Coach: William Rohr**  
**Captain: Brad Snyder**

12/1 W 73-72 Western Michigan  
 12/3 L 69-86 at Kansas  
 12/5 L 60-78 at Wichita State  
 12/10 L 72-73 Missouri  
 12/19 L 40-62 California (C)  
 12/20 W 53-45 Washington  
 12/28 W 87-71 Dartmouth  
 12/31 W 59-56 Notre Dame  
 1/7 L 64-79 at Purdue  
 1/14 L 45-79 #1 Ohio State  
 1/16 L 54-66 at Minnesota  
 1/21 W 77-62 at Michigan State  
 1/23 W 64-62 #10 Purdue  
 1/28 L 59-66 Minnesota  
 2/4 L 78-90 at Indiana  
 2/11 W 54-52 Wisconsin  
 2/13 L 65-89 at #1 Ohio State  
 2/18 W 78-72 at Illinois  
 2/25 W 66-56 Michigan  
 2/27 W 60-58 Indiana  
 3/4 L 61-75 at Wisconsin  
 3/11 L 62-63 #8 Iowa

**1961-62**  
**Record: 8-15; 3-11 (t9th)**  
**Coach: William Rohr**  
**Captain: Ralph Wells**

12/2 W 61-56 at Western Michigan  
 12/4 L 58-59 at Notre Dame (OT)  
 12/6 L 56-61 Wichita State  
 12/9 L 69-84 at Missouri  
 12/16 W 59-56 Creighton  
 12/19 W 65-64 Colorado  
 12/23 W 93-74 Brown  
 12/27 W 64-62 Princeton (OT)  
 12/30 L 77-80 Manhattan (C)  
 1/6 L 62-85 #1 Ohio State  
 1/8 L 69-74 at Iowa  
 1/13 L 74-90 at Purdue  
 1/20 L 60-72 Iowa  
 1/27 W 71-70 at Michigan State  
 1/29 L 71-72 Indiana  
 2/3 L 61-97 at #1 Ohio State  
 2/10 W 84-66 Michigan  
 2/12 L 70-88 at Illinois  
 2/17 L 64-73 at Minnesota  
 2/24 L 64-65 Wisconsin  
 2/26 W 71-64 Michigan State  
 3/3 L 71-82 at Michigan  
 3/10 L 68-73 Illinois

**1962-63**  
**Record: 9-15; 6-8 (7th)**  
**Coach: William Rohr**  
**Captain: Bill Gibbs**

12/1 W 83-74 Western Michigan  
 12/3 W 57-55 at Pittsburgh  
 12/8 L 64-69 at Colorado  
 12/15 L 60-71 at Kentucky  
 12/17 L 75-80 at SMU  
 12/20 L 63-70 UCLA  
 12/22 L 57-62 Kansas  
 12/26 W 62-61 vs. #9 Stanford\*  
 12/27 L 50-75 vs. Colorado State\*  
 12/28 L 52-69 vs. Saint Louis\*  
 1/5 L 75-78 at Michigan  
 1/14 L 76-78 #3 Illinois  
 1/19 L 68-80 at Michigan State  
 1/26 W 96-82 Purdue  
 1/28 L 70-72 at Ohio State  
 2/2 W 100-87 at Indiana  
 2/9 L 65-66 Iowa (20T)  
 2/16 L 65-78 at Wisconsin  
 2/18 W 63-62 Michigan  
 2/23 W 71-66 Minnesota  
 2/25 L 45-50 #5 Ohio State  
 3/2 W 76-66 at Iowa



**NORTHWESTERN'S 1958-59 SQUAD** was ranked in the *Associated Press* poll for a school-record seven consecutive weeks, won nine of its first 10 games and finished second in the Big Ten.



## YEAR-BY-YEAR RESULTS

3/4 L 73-79 at #8 Illinois  
 3/9 W 100-83 Michigan State  
 \* Los Angeles Classic, Los Angeles, Calif.

### 1963-64

**Record: 8-13; 6-8 (t6th)**

**Coach: Larry Glass**

**Captains: Rich Falk, Rick Lopossa**

11/30 W 80-78 Western Michigan  
 12/7 L 63-95 #9 Kentucky  
 12/10 L 66-75 #2 NYU (C)  
 12/14 W 88-79 SMU  
 12/21 L 68-70 Notre Dame  
 12/27 L 69-91 at La Salle\*  
 12/28 L 82-88 vs. #1 Loyola (Ill.)\*  
 1/4 L 73-85 at #5 Michigan  
 1/6 W 79-65 Indiana  
 1/11 W 76-63 Wisconsin  
 1/18 L 74-76 at Minnesota  
 1/25 W 82-76 Minnesota  
 2/1 L 71-73 at Illinois  
 2/8 W 93-86 Michigan State  
 2/11 W 72-64 at Wisconsin  
 2/15 L 84-93 at Purdue  
 2/22 L 61-72 Ohio State  
 2/24 W 98-76 Iowa  
 2/29 L 97-107 at Michigan State  
 3/7 L 73-76 Purdue  
 3/9 L 68-76 at Indiana  
 \* Quaker City Tournament, Philadelphia, Pa.

### 1964-65

**Record: 7-17; 3-11 (9th)**

**Coach: Larry Glass**

**Captain: Don Jackson**

12/1 W 95-81 at Western Michigan  
 12/5 W 58-55 at #18 Kansas  
 12/9 L 75-83 at Evansville  
 12/12 W 87-80 Colorado  
 12/19 L 70-82 Creighton  
 12/23 L 67-88 Ohio  
 12/26 L 69-87 Drake (C)  
 12/28 W 70-65 vs. Washington St.\*  
 12/29 L 65-67 vs. Oregon State\*  
 12/30 L 74-82 vs. Oregon\*  
 1/9 L 73-86 at #2 Indiana  
 1/16 L 68-90 #2 Michigan  
 1/23 W 76-75 at Michigan State  
 1/30 W 77-75 Michigan State  
 2/2 L 66-70 at Minnesota  
 2/6 L 72-78 at Iowa  
 2/13 L 76-86 #8 Indiana  
 2/15 L 87-92 Purdue  
 2/20 L 77-88 #9 Minnesota  
 2/23 L 87-93 at Wisconsin (OT)  
 2/27 L 87-100 at Ohio State  
 3/2 L 70-93 Illinois  
 3/6 L 76-88 Wisconsin  
 3/8 W 87-82 at Purdue  
 \* Far West Classic, Portland, Ore.

### 1965-66

**Record: 12-12; 7-7 (t5th)**

**Coach: Larry Glass**

**Captain: Jim Pitts**

12/4 W 62-60 Ohio  
 12/6 L 55-70 at Colorado  
 12/11 L 75-86 at Kentucky  
 12/18 W 61-48 Tulane  
 12/20 W 67-60 vs. Missouri\*  
 12/21 W 73-71 vs. Texas\*  
 12/23 L 58-59 #4 Vanderbilt  
 12/27 L 63-75 at USC/  
 12/29 L 75-105 vs. Syracuse/  
 12/30 W 98-86 vs. LSU/  
 1/8 W 111-97 Purdue  
 1/10 L 58-70 at Iowa  
 1/15 L 86-93 Michigan  
 1/22 L 73-79 at Ohio State  
 1/29 L 68-77 Michigan State  
 2/1 L 76-86 at Minnesota

2/7 W 80-77 at Illinois  
 2/12 W 81-73 Iowa  
 2/19 W 83-82 at Indiana  
 2/21 W 76-65 Wisconsin  
 2/26 W 78-77 Ohio State  
 2/28 L 62-90 at Wisconsin  
 3/5 L 92-105 at Michigan  
 3/7 W 84-76 Illinois  
 \* Memphis State Classic, Memphis, Tenn.  
 √ Los Angeles Classic, Los Angeles, Calif.

### 1966-67

**Record: 11-11; 7-7 (t5th)**

**Coach: Larry Glass**

**Captains: Jim Burns, Ron Kozlicki**

12/3 W 93-67 Ohio  
 12/5 W 120-83 Ball State  
 12/10 L 116-118 #3 Kentucky  
 12/19 W 121-116 at Tulane  
 12/21 L 92-116 at #10 Vanderbilt  
 12/26 W 62-60 at. #8 St. John's\*  
 12/27 L 79-91 vs. Providence\*  
 12/28 L 87-91 vs. Rhode Island\*  
 1/7 W 93-73 at Michigan  
 1/10 W 104-96 Illinois  
 1/21 W 90-88 Iowa  
 1/30 W 100-77 Ohio State  
 2/4 L 83-93 at Illinois  
 2/11 W 105-82 Michigan  
 2/14 L 75-80 at Iowa  
 2/18 L 79-81 Indiana  
 2/21 L 94-110 at Wisconsin  
 2/25 W 95-82 at Ohio State  
 2/28 W 91-82 Wisconsin  
 3/4 L 84-86 Minnesota  
 3/6 L 80-89 at Purdue  
 3/11 L 66-79 at Michigan State  
 \* New York Holiday Festival (Madison Square Garden)

### 1967-68

**Record: 13-10; 8-6 (4th)**

**Coach: Larry Glass**

**Captain: Mike Weaver**

12/3 L 70-71 at Ohio  
 12/5 W 87-69 Butler  
 12/9 W 88-83 #3 Louisville (C)  
 12/16 W 91-64 Valparaiso  
 12/18 W 79-68 at Missouri  
 12/20 L 68-73 at Colorado  
 12/27 L 67-80 vs. Marquette\*  
 12/28 L 66-83 vs. North Texas St.\*  
 12/29 W 96-71 at Hawaii\*  
 1/6 W 76-67 Iowa  
 1/13 W 86-81 at Indiana  
 1/16 W 77-71 Minnesota  
 1/20 L 62-75 at Michigan State  
 1/27 W 82-74 Purdue  
 2/3 L 89-98 at Purdue  
 2/10 W 78-71 Illinois  
 2/13 L 80-85 at Minnesota  
 2/17 W 69-61 Michigan State  
 2/20 L 67-87 at Ohio State  
 2/24 L 61-62 at Illinois  
 2/27 W 73-66 Indiana (OT)  
 3/2 L 79-83 at Michigan  
 3/9 W 77-75 Wisconsin  
 \* Rainbow Classic, Honolulu, Hawaii

### 1968-69

**Record: 14-10; 6-8 (t5th)**

**Coaches: Larry Glass, Brad Snyder**

**Captain: Terry Gamber**

11/30 L 58-64 at Stanford  
 12/2 W 82-73 at UC-Santa Barbara  
 12/5 W 79-67 Missouri  
 12/7 W 73-69 at Butler  
 12/9 W 83-66 Colorado  
 12/19 W 89-80 Ohio  
 12/23 W 77-61 Washington State  
 12/26 W 76-72 vs. Florida\*

12/27 W 77-68 vs. Boston College\*  
 1/4 W 85-71 at Michigan St. (19)  
 1/11 L 77-82 #4 Illinois (OT) (12)  
 1/14 L 70-87 at Indiana (17)  
 1/18 L 75-89 Michigan State (17)  
 1/21 W 100-85 Michigan  
 1/24 L 67-81 #1 UCLA (C)  
 2/1 L 80-89 at Minnesota  
 2/8 L 84-97 #9 Purdue  
 2/11 L 80-84 at Iowa (OT)  
 2/15 W 91-88 Indiana  
 2/22 L 68-107 at #9 Purdue  
 2/25 W 86-83 #14 Ohio State  
 3/1 W 74-70 Minnesota  
 3/4 W 72-70 at Wisconsin  
 3/8 L 68-78 at #20 Illinois  
 \* Gator Bowl Classic, Jacksonville, Fla.

### 1969-70

**Record: 9-15; 4-10 (9th)**

**Coach: Brad Snyder**

**Captain: Dale Kelley**

12/1 L 79-90 Ohio  
 12/3 L 68-83 Columbia (C)  
 12/6 W 83-79 Florida  
 12/9 W 102-74 George Washington  
 12/19 L 81-86 vs. #20 Washington\*  
 12/20 W 101-91 at Arizona State\*  
 12/26 W 78-77 vs. Rutgers/  
 12/27 L 75-98 at N.C. State/  
 12/29 W 91-74 vs. The Citadel#  
 12/30 L 91-93 vs. Texas A&M#  
 1/3 L 92-96 Michigan  
 1/10 L 93-98 at Michigan State  
 1/13 L 80-101 #17 Illinois  
 1/17 L 67-93 at Ohio State  
 1/24 W 66-65 Purdue  
 1/31 L 64-68 Ohio State  
 2/3 L 78-80 at Indiana  
 2/7 L 84-95 at Michigan  
 2/14 L 72-80 at Minnesota  
 2/21 W 82-75 Wisconsin  
 2/24 L 97-116 at #9 Iowa  
 2/28 W 75-66 Indiana  
 3/3 W 87-82 at Wisconsin  
 3/7 L 101-115 #8 Iowa  
 \* Sun Devil Tournament, Tempe, Ariz.  
 √ Triangle Tournament, Fayetteville, N.C.  
 # Poinsetta Tournament, Greenville, S.C.

### 1970-71

**Record: 7-17; 3-11 (10th)**

**Coach: Brad Snyder**

**Captain: None**

12/1 L 100-115 #3 Kentucky  
 12/5 L 61-77 at Ohio  
 12/8 W 98-79 Butler  
 12/10 L 88-94 at #6 Notre Dame  
 12/12 W 91-77 DePaul  
 12/19 W 76-49 Valparaiso  
 12/21 L 73-88 at Florida  
 12/23 W 95-85 Western Illinois  
 12/29 L 87-93 at Duke  
 12/30 L 74-98 at North Carolina  
 1/9 L 90-101 #12 Indiana  
 1/12 L 74-82 at Purdue  
 1/19 L 72-87 at Wisconsin  
 1/23 L 87-97 Michigan  
 1/30 L 85-87 Iowa  
 2/6 L 81-82 at #20 Michigan  
 2/13 W 101-91 Wisconsin  
 2/20 L 72-84 at #20 Ohio State  
 2/23 L 79-81 Minnesota  
 2/27 L 74-97 at Indiana  
 3/2 L 64-78 at Iowa  
 3/6 L 67-68 #13 Ohio State  
 3/9 W 85-70 at Illinois  
 3/13 W 85-67 Michigan State

### 1971-72

**Record: 5-18; 3-11 (10th)**

**Coach: Brad Snyder**

**Captains: Paul Douglass, Barry Moran**

12/1 L 85-94 at #10 Kentucky  
 12/4 W 76-65 Ohio  
 12/10 W 72-68 vs. Rutgers\*  
 12/11 L 94-98 at West Virginia\* (OT)  
 12/18 L 55-73 Valparaiso  
 12/23 L 69-88 at Utah  
 12/27 L 83-85 at #18 Hawaii/ (OT)  
 12/29 L 78-93 vs. TCU/  
 1/8 L 63-67 Illinois  
 1/11 L 67-76 at Iowa  
 1/15 L 60-84 at Minnesota  
 1/18 W 76-69 Michigan State (OT)  
 1/22 L 79-83 at Michigan  
 1/29 L 75-78 Purdue  
 2/5 L 59-68 at Illinois  
 2/8 W 73-67 at Purdue  
 2/12 L 55-78 #19 Minnesota  
 2/15 L 72-74 DePaul (C)  
 2/19 L 75-81 Michigan  
 2/26 L 74-76 #15 Ohio State  
 3/4 W 90-82 at Wisconsin  
 3/7 L 67-72 #20 Indiana  
 3/11 L 54-57 at Michigan State  
 \* WVU Tournament, Morgantown, W. Va.  
 √ Rainbow Classic, Honolulu, Hawaii

### 1972-73

**Record: 5-19; 2-12 (10th)**

**Coach: Brad Snyder**

**Captains: Mark Sibley, Rick Sund**

12/2 L 61-65 at Butler  
 12/5 L 80-88 at DePaul  
 12/9 L 69-74 Ohio  
 12/16 L 76-94 at Valparaiso  
 12/18 W 100-78 Western Illinois  
 12/22 L 66-73 at Dayton\*  
 12/23 L 73-91 vs. #7 Florida State\*  
 12/27 L 85-89 at #3 Marquette (OT)  
 1/6 L 77-90 at Michigan State  
 1/13 L 72-87 Purdue  
 1/16 W 83-77 St. Joseph's  
 1/22 L 79-80 Michigan  
 1/27 W 74-73 Wisconsin  
 1/29 L 62-76 at Purdue  
 2/3 L 65-83 at #5 Indiana  
 2/5 L 77-84 Illinois  
 2/10 W 97-78 Loyola (C)  
 2/17 L 76-110 at Michigan  
 2/19 L 83-94 Iowa (OT)  
 2/24 L 81-90 at Ohio State  
 2/26 L 74-90 at #3 Minnesota  
 3/3 L 72-86 Michigan State  
 3/5 L 76-77 at Illinois  
 3/10 W 79-74 #3 Minnesota  
 \* Dayton Tournament, Dayton, Ohio

### 1973-74

**Record: 9-15; 3-11 (9th)**

**Coach: Tex Winter**

**Captain: Bryan Ashbaugh**

12/1 W 83-81 at Ohio  
 12/3 W 73-69 Rollins  
 12/6 L 74-98 #8 Notre Dame  
 12/8 W 76-65 DePaul  
 12/15 W 69-57 Valparaiso  
 12/18 L 63-77 #6 Marquette  
 12/21 L 58-59 at Marshall\*  
 12/22 L 84-86 vs. Texas A&M\*  
 12/29 W 83-65 St. Joseph's  
 1/5 L 53-87 at #17 Wisconsin  
 1/7 L 78-85 Purdue  
 1/12 W 87-67 Iowa  
 1/14 L 67-72 at #12 Indiana  
 1/19 L 76-89 at Purdue  
 1/26 L 53-82 #11 Indiana  
 1/28 L 54-57 Minnesota  
 2/2 W 68-61 at Ohio State





# YEAR-BY-YEAR RESULTS

2/8 W 84-63 No. Illinois (C)  
 2/11 L 48-50 at #15 Michigan  
 2/16 W 86-75 Illinois  
 2/23 L 70-73 at Michigan State  
 2/25 L 69-72 Ohio State (OT)  
 3/2 L 76-85 at Iowa  
 3/9 L 62-77 Wisconsin  
 \* Marshall Tournament, Huntington, W.Va.

## 1974-75

**Record: 6-20; 4-14 (t9th)**

**Coach: Tex Winter**

**Captain: Willie Williams**

11/30 L 70-97 at #16 Kentucky  
 12/4 L 84-100 at #13 Notre Dame  
 12/7 W 71-68 Ohio  
 12/9 W 82-74 Valparaiso  
 12/19 L 55-67 vs. Texas A&M\*  
 12/20 L 88-89 vs. Miami (Ohio)\* (OT)  
 12/23 L 59-63 at Texas  
 12/30 L 63-76 at DePaul  
 1/2 L 73-75 Iowa  
 1/4 W 69-66 Wisconsin  
 1/11 L 60-64 at Illinois  
 1/13 L 72-73 at Purdue (OT)  
 1/18 L 56-82 #1 Indiana  
 1/20 L 67-77 Ohio State  
 1/25 L 58-79 at Michigan  
 1/27 L 50-54 at Michigan State  
 2/1 L 57-70 Minnesota  
 2/8 W 51-47 Illinois  
 2/10 W 69-55 Purdue  
 2/15 L 58-82 at #1 Indiana  
 2/17 L 66-84 at Ohio State  
 2/22 L 68-69 Michigan  
 2/24 W 67-66 Michigan State  
 3/1 L 58-66 at Minnesota  
 3/3 L 58-65 at Iowa (2OT)  
 3/8 L 70-94 at Wisconsin  
 \* Sun Bowl Classic, El Paso, Texas

## 1975-76

**Record: 12-15; 7-11 (t7th)**

**Coach: Tex Winter**

**Captain: Tim Teasley**

11/29 L 68-79 at Nebraska  
 12/1 W 89-77 #7 Kentucky  
 12/6 W 86-62 Ohio  
 12/9 W 98-77 at Valparaiso  
 12/18 L 57-65 DePaul  
 12/20 L 53-75 at #3 Marquette  
 12/26 W 72-67 vs. Oregon State\*  
 12/29 L 57-70 vs. #13 Washington\*  
 12/30 W 78-71 vs. Duquesne\*  
 1/3 L 72-82 #17 Michigan  
 1/5 L 61-78 at #1 Indiana  
 1/8 W 105-89 Michigan State  
 1/10 L 69-74 at Illinois  
 1/12 L 81-91 at Purdue  
 1/17 W 85-77 Minnesota  
 1/19 W 99-92 Iowa (OT)  
 1/24 W 62-60 Wisconsin  
 1/31 L 69-83 at Ohio State  
 2/2 L 71-91 at Michigan State  
 2/7 L 55-61 Illinois  
 2/9 L 58-86 Purdue  
 2/14 W 75-69 at Minnesota  
 2/16 L 68-81 at Iowa  
 2/21 W 90-77 at Wisconsin  
 2/28 W 87-78 Ohio State  
 3/1 L 63-76 #1 Indiana  
 3/6 L 77-80 at #11 Michigan  
 \* Far West Classic, Portland, Ore.

## 1976-77

**Record: 9-18; 7-11 (t7th)**

**Coach: Tex Winter**

**Captains: Billy McKinney, Bob Hildebrand**

11/26 L 74-92 vs. Fairfield\*  
 11/27 W 80-65 vs. Brown\*

12/1 L 73-75 at #18 DePaul (OT)  
 12/4 W 73-71 at Ohio  
 12/7 L 78-105 at #7 Notre Dame  
 12/10 L 64-78 at #9 Arizona  
 12/11 L 78-92 at Arizona State  
 12/20 L 68-71 Nebraska  
 12/31 L 53-66 #12 Marquette  
 1/6 L 65-102 at #5 Michigan  
 1/8 W 70-68 at Michigan State  
 1/13 L 53-78 Indiana  
 1/15 L 57-69 Ohio State  
 1/20 L 60-61 at Wisconsin  
 1/22 L 74-76 at Iowa  
 1/24 L 68-71 at Illinois  
 1/27 W 66-58 Michigan State  
 1/29 W 99-87 #2 Michigan  
 2/3 L 85-92 at #18 Purdue  
 2/5 L 53-79 at #10 Minnesota (F)  
 2/10 L 63-65 Illinois  
 2/12 L 84-102 Purdue  
 2/19 W 98-88 Wisconsin  
 2/24 W 83-72 at Ohio State  
 2/26 L 54-69 at Indiana  
 3/3 L 60-78 Iowa  
 3/5 L 82-105 #9 Minnesota (F)  
 \* Joe Lapchick Tournament, New York, N.Y. (F) games later forfeited by Minnesota

## 1977-78

**Record: 8-19; 4-14 (t9th)**

**Coach: Tex Winter**

**Captain: Tony Allen**

11/26 W 92-78 Western Illinois  
 12/2 L 54-58 vs. Texas-El Paso\*  
 12/3 W 82-78 vs. Butler\*  
 12/7 L 48-88 #3 Notre Dame  
 12/10 W 80-66 Valparaiso  
 12/17 L 79-83 at DePaul  
 12/20 L 95-101 at #9 UNLVV  
 12/21 W 93-86 vs. TennesseeV  
 12/31 L 78-81 Loyola (Ill.)  
 1/5 L 65-80 at Michigan  
 1/7 L 62-87 at Purdue  
 1/12 L 81-88 Ohio State  
 1/14 L 63-67 #12 Michigan State  
 1/19 W 62-59 Iowa  
 1/21 L 64-73 at Illinois  
 1/26 W 93-85 at Wisconsin  
 1/28 L 58-69 Minnesota  
 2/2 L 70-86 Indiana  
 2/4 L 69-80 at Minnesota  
 2/9 W 72-61 Illinois  
 2/11 L 62-86 at Indiana  
 2/16 L 74-76 at Iowa  
 2/18 L 80-81 Wisconsin  
 2/23 L 56-66 at #10 Michigan State  
 2/25 L 76-103 at Ohio State  
 3/2 W 80-71 Purdue  
 3/4 L 88-99 Michigan  
 \* Show-Me Classic, Columbia, Mo.  
 V Las Vegas Classic, Las Vegas, Nev.

## 1978-79

**Record: 6-21; 2-16 (10th)**

**Coach: Rich Falk**

**Captain: Jerry Marifke**

11/27 L 80-83 Arizona (OT)  
 11/29 L 67-97 #14 North Carolina  
 12/2 W 93-71 Rice  
 12/6 L 57-101 at #3 Notre Dame  
 12/9 W 85-61 at Valparaiso  
 12/19 L 83-90 at DePaul (OT)  
 12/27 L 75-86 at Oklahoma City\*  
 12/28 W 74-68 vs. E. Tennessee St.\*  
 12/29 W 65-54 vs. New Orleans\*  
 1/4 L 57-65 Iowa  
 1/6 L 56-74 #4 Illinois  
 1/11 L 82-95 at Wisconsin  
 1/13 L 58-60 at Minnesota  
 1/18 L 51-53 Michigan  
 1/20 L 45-74 at Indiana

1/25 L 61-73 at #10 Ohio State  
 1/27 W 83-65 #4 Michigan State  
 2/1 L 58-68 Purdue  
 2/3 L 50-61 at #4 Michigan State  
 2/8 L 57-82 Indiana  
 2/10 L 64-76 at Purdue  
 2/15 L 67-78 at Michigan  
 2/17 L 73-88 #17 Ohio State  
 2/22 L 71-73 Minnesota (OT)  
 2/24 L 70-72 Wisconsin  
 3/1 W 71-64 at Illinois  
 3/3 L 64-95 at #11 Iowa  
 \* All-College Tourney, Oklahoma City, Okla.

## 1979-80

**Record: 10-17; 5-13 (10th)**

**Coach: Rich Falk**

**Captains: Mike Campbell, Brian Gibson**

11/30 W 104-71 Illinois Wesleyan  
 12/3 W 58-57 Northern Illinois  
 12/5 L 56-73 #4 Notre Dame  
 12/8 W 80-65 Valparaiso  
 12/18 W 76-62 SIU-Edwardsville  
 12/21 L 75-81 #6 DePaul\*  
 12/22 W 67-64 Bradley\*  
 12/28 L 69-74 at ToledoV  
 12/29 L 68-79 vs. Bowling GreenV  
 1/3 L 66-75 at Wisconsin  
 1/5 L 71-81 at #20 Illinois  
 1/10 W 65-61 Michigan State  
 1/12 L 63-75 #3 Ohio State  
 1/17 L 63-68 at #11 Purdue  
 1/19 L 72-81 #19 Indiana  
 1/24 L 64-86 at Iowa  
 1/26 W 85-82 Michigan (3OT)  
 1/31 L 64-74 Minnesota  
 2/2 L 57-70 at Michigan  
 2/7 L 69-83 at #20 Indiana  
 2/9 L 55-72 at Minnesota  
 2/14 W 57-54 #15 Purdue  
 2/16 L 58-60 #20 Iowa  
 2/21 L 59-68 at #11 Ohio State  
 2/23 W 75-73 at Michigan St. (3OT)  
 2/28 L 66-90 Illinois  
 3/1 W 53-50 Wisconsin  
 \* Chicagoland Collegiate Cage Classic  
 V Blade Glass City Classic, Toledo, Ohio

## 1980-81

**Record: 9-18; 3-15 (10th)**

**Coach: Rich Falk**

**Captain: Rod Roberson**

11/28 W 76-61 Illinois-Chicago  
 12/1 W 78-75 Colorado State  
 12/5 W 63-48 Cornell  
 12/13 W 75-55 SIU-Edwardsville  
 12/19 W 53-52 vs. Northern Illinois\*  
 12/20 L 54-62 at #1 DePaul\*  
 12/27 L 70-90 vs. #4 Oregon State V  
 12/28 W 72-68 vs. PrincetonV (OT)  
 12/29 L 63-73 vs. #19 UtahV  
 1/8 L 64-88 #12 Illinois  
 1/10 W 50-48 Wisconsin  
 1/15 L 69-81 at Ohio State  
 1/17 L 70-84 at Michigan State  
 1/22 L 50-55 at Purdue  
 1/24 L 56-93 Indiana  
 1/29 L 52-77 #17 Michigan  
 1/31 L 63-74 at #19 Minnesota  
 2/5 L 65-76 #15 Iowa  
 2/7 L 62-68 Minnesota  
 2/12 L 52-86 at #20 Indiana  
 2/14 L 64-82 at #14 Iowa  
 2/19 L 69-82 Purdue  
 2/21 W 74-70 at #18 Michigan  
 2/26 L 61-74 Michigan State  
 2/28 W 69-64 Ohio State  
 3/5 L 57-60 at Wisconsin  
 3/7 L 76-98 at #16 Illinois  
 \* Chicagoland Collegiate Cage Classic, Rosemont, Ill.

V Far West Classic, Portland, Ore.

## 1981-82

**Record: 9-18; 5-13 (9th)**

**Coach: Rich Falk**

**Captains: Bob Grady, Jim Stack**

11/27 W 80-45 Knox  
 11/30 L 70-77 vs. No. Illinois (R)  
 12/5 L 55-75 at Rice  
 12/9 W 71-57 Illinois Wesleyan  
 12/11 W 69-58 Chicago State  
 12/18 W 59-50 vs. Illinois-Chicago\*  
 12/19 L 71-75 vs. Loyola (Ill.)\*  
 12/29 L 54-60 vs. MassachusettsV  
 12/30 L 52-53 at ProvidenceV  
 1/7 L 50-60 Illinois  
 1/9 W 75-61 Indiana  
 1/14 W 61-55 at Wisconsin  
 1/16 L 51-56 at Purdue  
 1/21 L 48-49 #6 Iowa  
 1/23 L 57-59 at Ohio State (2OT)  
 1/28 L 53-61 #10 Minnesota  
 1/30 L 61-64 at Michigan State  
 2/4 L 63-66 at Michigan  
 2/6 W 48-43 Michigan State  
 2/11 L 49-62 at #5 Iowa  
 2/13 L 44-45 Michigan  
 2/18 L 66-76 at #8 Minnesota  
 2/20 L 62-67 Ohio State  
 2/25 W 67-50 Purdue  
 2/27 L 60-61 Wisconsin (F)  
 3/4 L 49-79 at Indiana  
 3/6 L 65-85 at Illinois  
 \* Chicagoland Collegiate Cage Classic, Rosemont, Ill.  
 V INBANK Classic, Providence, R.I.  
 (F) game later forfeited by Wisconsin

## 1982-83

**Record: 18-12; 8-10 (8th)**

**Coach: Rich Falk**

**Captains: Michael Jenkins, Gaddis**

**Rathel, Jim Stack**

11/29 W 68-57 North Park  
 12/1 W 70-31 SIU-Edwardsville  
 12/4 W 61-53 at Colorado State  
 12/6 W 69-57 Florida Southern  
 12/9 W 75-58 Northern Illinois  
 12/11 W 60-44 Cornell  
 12/18 W 64-56 at Loyola (Ill.)  
 12/20 W 64-51 Angelo State  
 12/29 W 72-58 vs. Furman\*  
 12/30 L 50-62 at UC-Santa Barbara\*  
 1/6 W 69-64 Michigan  
 1/8 W 62-51 Michigan State  
 1/13 L 57-66 #12 Iowa  
 1/20 L 45-49 at Wisconsin (F)  
 1/22 L 53-68 at #16 Minnesota  
 1/26 L 73-78 #2 Indiana  
 1/29 W 66-64 Ohio State  
 2/3 L 56-67 at Purdue  
 2/5 L 62-78 at Illinois  
 2/10 W 58-55 Illinois  
 2/12 W 66-55 #18 Purdue  
 2/17 L 55-71 at #20 Ohio State  
 2/19 L 65-74 at #2 Indiana  
 2/25 W 83-66 Minnesota  
 2/27 W 64-57 Wisconsin  
 3/3 L 50-63 at Iowa  
 3/9 L 58-63 at Michigan State  
 3/12 L 57-64 at Michigan  
 3/17 W 71-57 Notre Dame V  
 3/21 L 63-65 at DePaul V

**NOTE: All 1982-83 home games played at DePaul's Alumni Hall**

\* Nike Classic, Santa Barbara, Calif.

(F) game later forfeited by Wisconsin

V National Invitation Tournament

NIT games played at Rosemont Horizon

YEAR-BY-YEAR RESULTS

1983-84

Record: 14-14; 7-11 (7th)

Coach: Rich Falk

Captains: Art Aaron, Paul Schultz

11/28	W	63-42	Bradley
11/30	W	51-44	Denver
12/3	L	70-72	Loyola (Ill.)
12/5	W	63-54	Illinois Wesleyan
12/7	W	40-36	Notre Dame (OT)
12/10	L	47-64	at Marquette
12/21	W	50-47	vs. No. Illinois (R)
12/27	W	63-51	Cleveland State
12/30	W	49-34	at Tampa
1/5	L	51-68	at Michigan
1/7	W	76-69	at Michigan State
1/12	L	39-42	at Iowa
1/14	L	62-64	George Mason
1/19	L	60-61	Wisconsin (OT) (F)
1/21	W	52-50	Minnesota (OT)
1/26	L	44-57	at Indiana
1/28	L	51-72	at Ohio State
2/1	L	44-52	#16 Purdue
2/4	L	52-71	#8 Illinois
2/8	L	49-73	at #8 Illinois
2/11	L	56-66	at #11 Purdue
2/16	W	61-60	Ohio State
2/18	W	63-51	#17 Indiana
2/23	L	57-63	at Minnesota
2/26	L	47-54	at Wisconsin (F)
3/1	L	48-57	Iowa
3/8	L	55-63	Michigan State
3/10	W	54-52	Michigan (OT)

(F) games later forfeited by Wisconsin

1984-85

Record: 6-22; 2-16 (10th)

Coach: Rich Falk

Captains: Andre Goode, Colin Murray,

John Peterson

11/26	W	69-50	Loras
11/29	L	61-79	at Notre Dame
12/1	L	67-73	at Loyola (Ill.) (A)
12/6	L	44-53	Marquette
12/8	W	74-49	Chicago
12/15	W	64-59	No. Illinois (20T)
12/19	L	55-76	#2 Duke
12/22	L	56-61	at #5 DePaul
12/27	W	61-58	Butler
12/29	L	54-66	at Cleveland State
1/5	L	51-52	Wisconsin
1/10	L	50-77	at #11 Indiana
1/12	L	59-79	at Ohio State
1/16	L	49-50	Purdue
1/19	L	43-55	#11 Illinois

1/24	L	47-66	at Iowa
1/26	W	56-51	at Minnesota
1/31	L	52-76	#10 Michigan
2/2	L	54-68	Michigan State
2/7	L	60-63	Ohio State
2/9	L	59-78	Indiana
2/14	L	42-64	at #17 Illinois
2/16	L	57-76	at Purdue
2/21	L	48-74	Minnesota
2/23	W	78-58	#14 Iowa
2/27	L	47-61	at Michigan State
3/2	L	66-87	at #3 Michigan
3/9	L	53-61	at Wisconsin

1985-86

Record: 8-20; 2-16 (10th)

Coach: Rich Falk

Captain: Shawn Watts

11/25	W	79-62	Illinois Wesleyan
11/26	W	77-63	Cal State-LA
11/30	L	72-76	at Bradley
12/4	W	82-76	Loyola (Ill.)
12/7	W	72-70	Illinois-Chicago
12/14	W	64-55	UW-Green Bay
12/17	L	70-76	vs. No. Illinois (R)
12/19	L	67-70	#18 DePaul
12/28	W	80-66	at Rollins
12/30	L	55-78	at #3 Duke
1/4	L	52-57	at Wisconsin
1/9	L	65-102	Indiana
1/11	L	77-79	Ohio State (OT)
1/16	L	64-85	at #19 Purdue
1/18	L	46-72	at Illinois
1/23	L	43-76	Iowa
1/26	W	—	Minnesota (F)
1/30	L	45-82	at #9 Michigan
2/1	L	69-97	at Michigan State
2/6	L	60-83	at Ohio State
2/8	L	52-77	at #18 Indiana
2/13	L	52-75	Illinois
2/15	L	50-65	Purdue
2/20	W	65-60	at Minnesota
2/22	L	45-76	at Iowa
2/27	L	48-82	#17 Michigan State
3/1	L	64-86	#10 Michigan
3/9	L	68-70	Wisconsin

(F) game forfeited by Minnesota

1986-87

Record: 7-21; 2-16 (19th)

Coach: Bill Foster

Captains: Elliot Fullen, Shon Morris,

Shawn Watts

11/28	W	81-52	UMBC
-------	---	-------	------

12/1	W	74-63	Northern Illinois
12/3	L	53-71	at Butler
12/6	W	80-58	Illinois Wesleyan
12/13	L	62-66	Rollins (OT)
12/16	W	56-54	Marquette
12/19	W	69-68	Florida Southern
12/22	L	54-72	at #17 DePaul
12/27	L	49-61	at UW-Green Bay
12/30	L	55-106	at #20 Duke
1/3	L	44-80	at #3 Iowa
1/5	L	53-60	at Minnesota
1/8	L	67-85	#6 Purdue
1/10	L	69-76	#12 Illinois
1/15	L	59-87	at Ohio State
1/17	L	43-95	at #4 Indiana
1/21	L	73-87	Michigan
1/26	W	67-65	Michigan State
1/31	L	57-62	Wisconsin
2/5	L	43-72	at #14 Illinois
2/7	L	60-86	at #7 Purdue
2/11	L	75-77	#2 Indiana
2/14	L	60-75	Ohio State
2/19	L	71-96	at Michigan State
2/21	L	73-101	at Michigan
3/1	L	59-76	at Wisconsin
3/5	L	76-103	#6 Iowa
3/7	W	72-71	Minnesota

1987-88

Record: 7-21; 2-16 (10th)

Coach: Bill Foster

Captain: Shon Morris

11/28	W	64-49	Washington (Mo.)
11/30	W	72-55	Rutgers
12/5	L	57-79	#13 Duke
12/12	L	68-70	Rollins
12/17	W	57-47	at Loyola (Ill.) (I)
12/19	L	66-77	at Marquette
12/21	W	78-64	DePaul
12/26	L	68-75	vs. Lamar*
12/28	L	64-66	vs. TCU*
12/29	W	79-74	vs. N. Arizona* (OT)
1/6	L	69-92	#11 Michigan
1/11	W	66-64	#15 Indiana
1/14	L	64-80	at #8 Purdue
1/16	L	68-92	at #17 Iowa
1/20	W	65-61	Minnesota
1/23	L	48-79	at #13 Illinois
1/30	L	59-80	at Wisconsin
2/4	L	64-65	Michigan State
2/6	L	59-65	Ohio State
2/11	L	45-74	at #19 Indiana
2/13	L	67-82	at Minnesota
2/20	L	69-77	at Ohio State

2/24	L	74-91	#13 Iowa
2/27	L	51-69	#2 Purdue
3/2	L	67-105	at #10 Michigan
3/5	L	69-74	Wisconsin
3/10	L	53-55	at Michigan State
3/12	L	74-79	#19 Illinois

\* Far West Classic, Portland, Ore.

1988-89

Record: 9-19; 2-16 (10th)

Coach: Bill Foster

Captains: Jeff Grose, Phil Styles

11/26	W	101-45	Chicago
11/28	W	100-61	Illinois Wesleyan
12/3	L	62-86	at #1 Duke
12/5	W	75-69	at Rutgers
12/10	W	97-81	Loyola (Ill.)
12/21	W	96-89	vs. Radford*
12/22	L	71-77	vs. Ball State*
12/28	L	76-90	vs. Pittsburgh/v
12/30	W	94-81	vs. Loyola (Ill.)/v
1/3	W	83-60	Navy
1/5	L	58-75	Purdue
1/7	L	66-94	at #7 Michigan
1/11	L	62-64	Michigan State
1/14	L	76-92	at Indiana
1/19	L	70-75	#2 Illinois
1/21	W	75-67	Minnesota
1/26	L	68-100	at #17 Ohio State
1/28	L	58-59	Wisconsin
2/2	L	84-102	at #9 Iowa
2/9	L	56-72	#13 Indiana
2/11	L	69-86	at #7 Illinois
2/15	L	60-72	at Wisconsin
2/18	W	70-69	#16 Ohio State
2/22	L	84-89	#14 Iowa
2/25	L	65-80	at Michigan State
3/4	L	59-78	at Minnesota
3/9	L	79-88	#8 Michigan
3/11	L	66-97	at Purdue

\* Golden Panthers Classic, Miami, Fla.  
 v Fiesta Bowl Classic, Tucson, Ariz.

1989-90

Record: 9-19; 2-16 (10th)

Coach: Bill Foster

Captains: Walker Lambiotte, Rob Ross

11/24	W	81-72	Illinois Wesleyan
11/28	W	87-65	UW-Green Bay
12/2	L	77-103	#7 Duke
12/5	W	108-78	Tulane
12/9	W	85-65	vs. Loyola (Ill.)*
12/18	W	103-63	NE Illinois
12/21	L	68-69	at BYU
12/29	W	103-78	vs. William & Mary/v
12/30	L	80-81	at Vanderbilt/v
1/3	W	74-70	Northeastern
1/6	L	77-93	at Purdue
1/11	L	63-77	#13 Indiana
1/13	L	78-85	#8 Illinois
1/18	L	75-97	at #22 Minnesota
1/20	L	80-91	at Michigan State
1/25	L	79-86	#7 Michigan
1/27	W	87-85	Wisconsin
2/1	L	77-101	at Ohio State
2/3	L	80-98	at Iowa
2/5	L	60-67	#10 Purdue
2/10	L	75-98	at #25 Indiana
2/14	L	75-88	at #15 Illinois
2/17	L	72-90	#17 Minnesota
2/22	W	72-66	Iowa
2/24	L	69-94	at #7 Michigan
3/1	L	50-65	at Wisconsin
3/3	L	86-95	Ohio State
3/8	L	68-84	#7 Michigan State

\* First Chicago Classic, Rosemont, Ill.  
 v Music City Invitational, Nashville, Tenn.



THE 1982-83 WILDCATS earned the program's first-ever postseason win by downing Notre Dame in the opening round of the NIT before falling to DePaul on a buzzer-beater in the second round.



YEAR-BY-YEAR RESULTS

1990-91

Record: 5-23; 0-18 (10th)

Coach: Bill Foster

Captains: Don Brotz, Lucis Reece

11/23	W	84-62	Illinois Wesleyan
11/27	W	91-64	Oakland
12/1	W	84-79	Florida Int'l
12/8	L	91-96	vs. W. Illinois*
12/15	L	77-85	Loyola (Ill.)
12/21	W	74-66	vs. Morgan State/
12/22	L	77-93	at Saint Louis/
12/28	L	76-89	vs. Boston College#
12/29	W	103-94	vs. Dartmouth# (20T)
1/3	L	70-73	Purdue
1/5	L	58-99	at #5 Indiana
1/10	L	62-102	#4 Ohio State
1/12	L	59-66	at Michigan State
1/17	L	68-79	at Michigan
1/19	L	79-84	at Northeastern
1/24	L	57-74	Wisconsin
1/26	L	68-85	Minnesota
2/2	L	66-82	at Iowa
2/4	L	59-73	at Illinois
2/7	L	74-105	#4 Indiana
2/9	L	64-96	at #3 Ohio State
2/14	L	53-55	Michigan State
2/16	L	58-64	Michigan
2/24	L	76-79	at Wisconsin
2/28	L	70-88	at Minnesota
3/2	L	81-91	Illinois
3/7	L	76-79	Iowa
3/9	L	48-77	at Purdue

\* First Chicago Classic, Rosemont, Ill.  
 √ Billiken Holiday Classic, St. Louis, Mo.  
 # Abdown's Holiday Classic, Springfield, Mass.

1991-92

Record: 9-19; 2-16 (10th)

Coach: Bill Foster

Captains: Patrick Baldwin, Todd Leslie

11/22	W	80-59	Illinois Wesleyan
11/30	W	78-60	Columbia
12/2	W	83-81	Vanderbilt
12/4	L	79-88	at Tulane
12/14	W	93-66	Northeastern
12/16	W	84-60	Idaho State
12/21	L	73-88	at Loyola (Ill.) (R)
12/27	W	76-57	vs. Creighton*
12/28	L	62-81	at Arizona State*
1/6	W	84-41	Chicago
1/8	L	67-69	at Wisconsin
1/11	L	52-60	#7 Ohio State
1/15	L	61-78	at #11 Michigan State
1/18	L	62-96	#5 Indiana
1/22	L	71-78	Iowa
1/25	L	63-82	at Purdue
1/29	L	50-92	at Minnesota
2/1	W	46-43	Illinois
2/5	L	58-81	at #15 Michigan
2/8	L	55-57	Minnesota
2/15	L	60-91	at #4 Indiana
2/20	L	68-84	Purdue
2/22	L	63-76	#20 Michigan
2/26	L	65-92	at Illinois
3/5	L	55-72	#13 Michigan State
3/7	L	78-93	at #5 Ohio State
3/11	L	66-69	at Iowa
3/14	W	76-65	Wisconsin

\* ASU/Tribune Classic, Tempe, Ariz.

1992-93

Record: 8-19; 3-15 (10th)

Coach: Bill Foster

Captains: Patrick Baldwin, Charles

Howell, Todd Leslie

12/1	W	101-50	Chicago
12/3	L	66-86	at Vanderbilt
12/5	W	87-57	Youngstown State
12/17	W	71-60	Texas A&M
12/19	W	79-73	Loyola (Ill.)

12/21	L	63-83	at Holy Cross
12/28	L	61-64	vs. Pennsylvania*
12/29	L	69-77	vs. William & Mary*
1/4	W	81-66	Lehigh
1/7	L	71-81	Illinois
1/13	L	68-70	at Penn State
1/16	L	75-80	#23 Michigan State
1/23	L	55-70	at Minnesota
1/29	L	73-83	#14 Purdue
1/30	L	71-93	#2 Indiana
2/3	L	87-101	at Wisconsin
2/6	L	67-82	at Illinois
2/10	L	70-81	Ohio State
2/13	W	67-58	Penn State
2/17	L	55-81	at Michigan State
2/20	L	63-75	#20 Iowa
2/24	L	60-79	Minnesota
2/27	W	62-59	at #17 Purdue
3/4	L	69-98	at #2 Indiana
3/6	W	100-89	Wisconsin
3/8	L	50-56	at #17 Iowa
3/13	L	60-86	at #3 Michigan

NOTE: Game in italics vacated by the NCAA

\* Lobo Classic, Albuquerque, N.M.

1993-94

Record: 15-14, 5-13 (10th)

Coach: Ricky Byrdsong

Captains: Patrick Baldwin, Todd Leslie,

Kevin Rankin

11/27	W	94-43	Chicago
11/29	W	87-70	Western Illinois
12/4	W	86-78	Illinois State
12/11	W	76-52	at Loyola (Ill.) (R)
12/15	W	86-70	at Youngstown St.
12/18	W	67-48	at Texas A&M
12/20	W	90-64	Holy Cross
12/29	W	92-65	vs. Northeastern*
12/30	W	74-68	vs. Rider*
1/5	L	67-68	#10 Purdue
1/8	L	65-73	#19 Minnesota
1/12	L	53-81	at Illinois
1/15	L	46-67	at Michigan State
1/22	L	76-81	at #8 Indiana
1/26	L	76-86	Iowa
1/29	L	75-80	Penn State
2/5	L	65-79	at #22 Minnesota
2/9	L	81-98	at #10 Purdue
2/12	W	79-68	#24 Illinois
2/17	L	55-60	Michigan State
2/19	W	75-71	at #24 Wisconsin
2/24	L	74-81	#12 Indiana
2/26	W	80-74	at Iowa
3/2	L	71-73	at Penn State
3/5	W	66-54	Wisconsin
3/9	L	73-76	at Ohio State
3/12	W	97-93	#8 Michigan (OT)
3/16	W	69-68	DePaul*
3/21	L	79-83	Xavier*(OT)

\* Hatter Classic, Deland, Fla.

\* National Invitation Tournament

1994-95

Record: 5-22; 1-17 (11th)

Coach: Ricky Byrdsong

Captain: Cedric Neloms

11/26	W	77-66	Alcorn State
11/28	L	69-70	Loyola (Ill.)
12/2	W	79-70	vs. Siena*
12/3	L	60-94	at Marquette*
12/10	W	73-68	Central Michigan
12/13	W	71-62	Youngstown State
12/17	L	49-84	at DePaul
12/21	L	48-80	at Western Illinois
12/31	L	68-86	at Illinois State
1/7	L	55-82	Illinois
1/11	L	74-105	at Minnesota
1/14	L	70-92	Michigan
1/18	L	56-93	at #12 Michigan State
1/21	L	51-79	at Penn State

1/25	L	84-96	Purdue
1/28	L	73-97	at Wisconsin
2/1	W	76-71	Ohio State
2/4	L	67-88	Indiana
2/9	L	77-116	at Iowa
2/11	L	66-70	at Ohio State
2/15	L	56-70	Wisconsin
2/18	L	57-94	at #25 Purdue
2/22	L	59-89	Penn State
2/25	L	60-83	#12 Michigan State
3/1	L	64-81	at Michigan
3/4	L	70-82	Minnesota
3/8	L	57-99	at Illinois

\* First Bank Classic, Milwaukee, Wis.

1995-96

Record: 9-18; 4-14 (11th)

Coach: Ricky Byrdsong

Captain: Brian Chamberlain

11/24	L	63-83	at San Diego State
11/28	W	67-61	Youngstown State
12/2	W	66-46	Robert Morris
12/9	L	70-85	at Seton Hall
12/12	W	84-62	Army
12/16	L	61-71	DePaul
12/19	W	64-63	at Central Michigan
12/30	W	81-78	at Loyola (Ill.) (20T) (A)
1/2	L	56-60	Brown
1/6	L	51-83	at #21 Michigan
1/10	L	51-67	#22 Purdue (F)
1/13	L	74-83	#20 Penn State (OT)
1/17	L	71-72	at Ohio State
1/20	W	62-52	Wisconsin
1/24	L	54-68	at Michigan State
1/27	L	62-74	Illinois
1/31	L	68-77	at Minnesota
2/4	L	61-95	at Indiana
2/7	L	77-88	#19 Iowa
2/10	L	47-66	Minnesota
2/14	L	62-93	at Illinois
2/17	L	57-75	Michigan State
2/21	W	82-71	at Wisconsin
2/24	L	69-82	Ohio State
2/28	L	62-78	at #12 Penn State
3/2	L	56-79	at #5 Purdue (F)
3/6	L	50-77	Michigan

NOTE: Two games in italics vacated by the NCAA

1996-97

Record: 7-22; 2-16 (11th)

Coach: Ricky Byrdsong

Captains: Evan Eschmeyer, Jevon

Johnson

11/22	W	61-55	Tennessee-Martin
11/26	W	70-49	Central Michigan
11/30	L	60-72	Tennessee Tech
12/3	L	70-82	San Diego State
12/7	W	58-56	at DePaul
12/14	W	73-63	Seton Hall
12/18	L	47-67	Illinois State
12/21	W	64-57	Loyola (Ill.)
12/27	L	62-79	at Hawaii*
12/29	L	42-60	vs. Pittsburgh*
12/30	L	52-68	vs. Washington State*
1/2	L	55-72	at Iowa
1/4	L	57-75	#8 Michigan
1/11	L	53-78	at Purdue
1/15	L	63-66	#17 Indiana
1/18	L	62-75	at Michigan State
1/22	L	69-71	Penn State
1/25	W	78-47	Ohio State
1/29	L	53-65	at Wisconsin
2/1	L	56-75	#6 Minnesota
2/5	L	58-70	at Illinois
2/8	L	44-56	Wisconsin
2/13	L	40-55	at Ohio State
2/15	L	55-61	at Penn State
2/19	W	70-58	Michigan State
2/22	L	49-64	at #24 Indiana
2/26	L	61-72	Purdue

3/5	L	76-93	at Michigan
3/8	L	59-75	Iowa

\* Rainbow Classic, Honolulu, Hawaii

NOTE: Two games in italics vacated by the NCAA

1997-98

Record: 10-17; 3-13 (9th)

Coach: Kevin O'Neill

Captains: Julian Bonner, Evan

Eschmeyer

11/22	L	84-86	Siena
11/26	W	71-51	Sam Houston State
11/29	W	54-40	Md.-Eastern Shore
12/2	W	90-52	Troy State
12/6	W	72-59	DePaul
12/13	W	51-44	Seton Hall
12/17	W	68-51	Wofford
12/23	L	63-64	at Boston College
12/27	L	69-77	at Dayton
1/3	L	57-91	at #14 Iowa
1/7	W	66-59	Minnesota
1/10	L	44-59	Illinois
1/14	L	58-76	Indiana
1/17	L	33-56	at Wisconsin
1/22	L	45-83	at Penn State
1/24	L	45-80	at #12 Purdue
1/27	W	71-40	Chicago State
1/31	L	66-72	#22 Michigan St. (OT)
2/5	L	67-74	at #18 Michigan
2/8	L	68-69	Penn State (OT)
2/11	W	47-39	Wisconsin
2/14	L	55-73	at Indiana
2/18	L	57-69	at #23 Illinois
2/21	W	70-62	Ohio State
2/25	L	55-75	Iowa
2/28	L	54-59	at Minnesota
3/5	L	56-64	vs. Minnesota*

NOTE: Game in italics vacated by the NCAA

\* Big Ten Tournament, Chicago, Ill.

1998-99

Record: 15-14; 6-10 (8th)

Coach: Kevin O'Neill

Captain: None

11/17	L	57-69	Maine
11/21	W	68-30	Oakland (Mich.)
11/25	W	69-66	St. Francis (N.Y.)
11/28	W	62-55	Furman
12/5	W	61-57	Dayton
12/14	W	80-44	UW-Milwaukee
12/19	L	52-63	at Seton Hall
12/23	W	69-59	Boston College
12/27	W	67-47	Long Beach State
1/3	L	48-52	#21 Iowa
1/6	W	58-55	at #16 Minnesota
1/9	W	59-46	at Illinois
1/13	L	78-81	at #23 Indiana
1/16	L	49-57	#17 Wisconsin
1/20	W	62-60	Penn State (OT)
1/23	W	76-47	UT-Pan American
1/27	W	54-50	#14 Purdue
1/30	L	48-65	at #8 Michigan State
2/4	W	58-34	Michigan
2/6	W	71-67	at Penn State
2/10	L	45-57	at #15 Wisconsin
2/13	L	62-69	#17 Indiana (OT)
2/17	L	63-69	Illinois
2/20	L	49-59	at #11 Ohio State
2/24	L	48-65	at #18 Iowa
2/27	L	51-58	Minnesota
3/4	W	54-44	Penn State#
3/5	L	59-61	vs. #2 Michigan St.*
3/10	L	64-69	at DePaul*



## YEAR-BY-YEAR RESULTS

**Coach:** Kevin O'Neill

**Captain:** None

11/23	W	55-47	Chicago State
11/26	L	26-48	vs. Evansville*
11/27	L	52-61	vs. Nebraska*
11/28	L	65-70	vs. Mississippi State*
12/1	L	46-60	Florida State/
12/4	L	44-62	La Salle
12/11	W	56-49	Nicholls State
12/14	W	67-59	Jacksonville
12/18	W	78-54	Western Carolina
12/29	L	44-85	at USC
1/2	L	41-60	Oakland (Mich.)
1/5	L	52-58	at Iowa
1/8	L	56-57	Pepperdine
1/13	L	49-82	Penn State
1/15	L	44-58	#17 Ohio State
1/19	L	70-93	at Michigan
1/22	L	45-69	at #10 Michigan State
1/27	L	29-59	#9 Michigan State
1/29	L	60-69	at Minnesota
2/2	L	51-70	at Purdue
2/5	L	67-89	#11 Indiana
2/9	W	61-47	Rice
2/12	L	58-77	Purdue
2/16	L	64-73	at Penn State
2/19	L	30-63	Illinois
2/23	L	49-69	at #6 Ohio State
2/26	L	55-61	Michigan (OT)
3/1	L	46-62	Wisconsin
3/4	L	44-73	at #25 Illinois
3/9	L	41-51	vs. WisconsinX

**NOTE:** Two games in italics vacated by the NCAA

\* Hoop & Quill Tournament, St. Louis, Mo.

√ ACC/Big Ten Challenge

X Big Ten Tournament, Chicago, Ill.

**2000-01**

**Record:** 11-19; 3-13 (11th)

**Coach:** Bill Carmody

**Captain:** None

11/18	L	43-53	Arkansas-Little Rock
11/22	W	56-33	Md.-Eastern Shore
11/25	W	64-42	Vermont
11/28	L	44-57	at Clemson/
12/2	W	83-62	Mississippi Valley St.
12/10	L	44-62	at La Salle
12/13	W	83-56	St. Peter's
12/16	L	53-55	at Pepperdine
12/20	L	58-67	Kent State*
12/21	W	69-67	Iona *
12/22	W	68-52	Evansville*
12/27	W	63-61	#16 USC
1/3	L	56-73	at Ohio State
1/6	L	61-69	Purdue
1/10	L	53-84	at #3 Michigan State
1/13	L	66-73	at Penn State
1/17	L	49-63	#11 Illinois
1/20	L	59-78	at Purdue
1/24	L	58-74	#3 Michigan State
1/27	L	65-72	Michigan
1/31	W	79-63	Buffalo
2/2	L	59-84	at #6 Illinois
2/6	L	59-66	Minnesota
2/10	W	69-61	#14 Iowa
2/14	L	54-78	at Indiana
2/18	L	37-59	at #19 Wisconsin
2/21	W	62-61	Penn State
2/24	L	57-69	Ohio State
2/28	W	75-70	at Michigan
3/8	L	55-72	vs. IowaX

**NOTE:** Two games in italics vacated by the NCAA

\* Carolina Shootout, San Juan, P.R.

√ ACC/Big Ten Challenge

X Big Ten Tournament, Chicago, Ill.

**2001-02**

**Record:** 16-13; 7-9 (7th)

**Coach:** Bill Carmody

**Captain:** None

11/14	W	78-73	vs. VCU*
11/15	L	68-71	vs. East Carolina*
11/16	W	59-51	vs. San Jose State*
11/24	W	80-42	Chicago State
11/28	W	57-50	Florida State/
12/8	W	79-56	Kansas State
12/15	W	58-55	Florida A&M
12/17	W	66-49	Liberty
12/22	L	60-63	vs. Fordham&
12/28	W	52-51	vs. UL-Lafayette%
12/29	L	60-77	at Arizona State%
1/2	L	44-59	Indiana
1/9	L	60-70	at #13 Iowa
1/12	L	48-55	Ohio State
1/16	W	58-54	at Michigan
1/19	L	63-50	#17 Iowa
1/23	W	61-63	at Purdue
1/26	W	63-57	at Buffalo
1/30	W	69-60	Wisconsin
2/2	L	57-58	at #25 Ohio State
2/6	W	61-49	Michigan State
2/9	L	44-73	at Wisconsin
2/13	W	58-56	Minnesota
2/16	W	55-49	at Penn State
2/20	W	61-48	Purdue
2/23	L	41-56	#16 Illinois
2/27	L	51-69	at Minnesota
3/2	L	67-79	at #25 Indiana
3/7	L	51-72	vs. MichiganX

**NOTE:** Two games in italics vacated by the NCAA

\* BCA Invitational, Raleigh, N.C.

√ ACC/Big Ten Challenge

& Madison Square Garden, New York, N.Y.

% azcentral.com Classic, Tempe, Ariz.

X Big Ten Tournament, Indianapolis, Ind.

**2002-03**

**Record:** 12-17; 3-13 (10th)

**Coach:** Bill Carmody

**Captain:** None

11/22	W	56-36	Md.-Eastern Shore
11/25	W	81-55	New Hampshire
11/27	L	53-56	IUPUI
11/30	W	59-55	at Kansas State
12/4	L	49-74	at N.C. State/
12/7	W	62-60	Bowling Green
12/18	W	66-51	Elon
12/19	L	53-70	Illinois-Chicago
12/22	W	62-60	Fordham
12/30	W	69-62	Buffalo
1/4	W	70-42	Long Island
1/8	L	63-68	Iowa
1/11	L	68-82	at Purdue
1/15	L	57-71	at #18 Indiana
1/18	L	70-77	Michigan
1/25	L	57-74	at Minnesota
1/29	L	50-69	at Wisconsin
2/1	L	52-65	at Ohio State
2/5	W	74-61	Indiana
2/8	L	59-74	Wisconsin
2/12	W	78-67	Purdue
2/15	L	51-64	at Michigan State
2/19	L	61-73	Minnesota
2/22	L	61-73	at #20 Illinois (U)
3/1	W	85-79	Penn State (20T)
3/5	L	48-52	Ohio State
3/8	L	61-77	at Iowa
3/13	W	76-64	vs. MinnesotaX
3/14	L	65-94	vs. #13 IllinoisX

**2003-04**

**Record:** 14-15, 8-8 (t5th)

**Coach:** Bill Carmody

**Captain:** Jitum Young

11/21	L	56-67	Colorado
11/23	W	76-60	Chicago State
11/25	L	53-65	at DePaul

11/29	W	69-61	Northwestern State
12/1	L	53-71	at Florida State/
12/3	W	69-61	Bucknell
12/6	W	77-60	at Bowling Green
12/17	W	63-61	Arizona State
12/20	L	71-90	at Illinois-Chicago
12/27	L	75-80	vs. Rutgers%
12/28	L	47-49	vs. MVSU%
1/7	L	54-78	at Michigan
1/10	W	77-68	at Iowa
1/14	W	70-60	#25 Illinois
1/17	L	62-73	at Indiana
1/21	L	61-73	Michigan State
1/28	L	61-63	at Penn State (OT)
1/31	W	61-47	Minnesota
2/4	L	64-72	at Ohio State
2/7	W	69-51	#14 Wisconsin
2/11	W	40-39	at Purdue
2/14	W	65-52	Penn State
2/21	L	56-66	at Michigan State
2/25	W	63-59	Indiana
2/28	L	56-66	at #23 Illinois
3/3	W	51-49	Iowa
3/6	L	56-63	Michigan
3/11	W	57-52	vs. Penn StateX
3/12	L	55-68	vs. Michigan StateX

√ ACC/Big Ten Challenge

% S.P. SunClassic, El Paso, Texas

X Big Ten Tournament, Indianapolis, Ind.

**2004-05**

**Record:** 15-16, 6-10 (8th)

**Coach:** Bill Carmody

**Captain:** None

11/19	W	56-53	vs. Portland%
11/20	L	61-64	vs. New Mexico St.%
11/21	L	57-64	vs. Utah State%
11/28	L	57-66	at Colorado
12/1	L	44-48	#24 Virginia/
12/4	W	78-53	Chicago State
12/15	W	56-52	DePaul
12/18	W	53-44	Seton Hall
12/20	L	55-90	at Arizona State
12/22	W	72-58	Robert Morris
12/27	W	50-43	Delaware State
12/31	W	56-48	UT-Pan American
1/5	W	73-52	Indiana
1/8	L	58-87	at #20 Michigan State
1/12	L	61-71	at Michigan
1/15	L	66-78	#1 Illinois
1/22	L	62-65	at Penn State
1/26	W	75-74	#23 Iowa (OT)
1/29	L	52-65	Ohio State
2/2	L	58-73	at #19 Wisconsin
2/5	W	67-61	Purdue
2/9	W	55-53	at Minnesota
2/12	L	54-64	at Iowa
2/14	W	59-51	Texas A&M-CC
2/19	W	54-39	Penn State
2/23	L	48-84	at #1 Illinois
2/26	W	69-53	Michigan
3/2	L	58-69	#14 Michigan State
3/5	L	55-77	at Indiana
3/10	W	58-56	vs. MichiganX
3/11	L	51-68	vs. #1 IllinoisX

% Top of the World Classic, Fairbanks, Alaska

√ ACC/Big Ten Challenge

X Big Ten Tournament, Chicago, Ill.

**2005-06**

**Record:** 14-15, 6-10 (t8th)

**Coach:** Bill Carmody

**Captain:** None

11/13	W	61-59	vs. Lehigh\$
11/14	W	61-47	vs. Charlotte\$
11/15	L	48-56	vs. UNC Wilmington\$
11/21	W	69-59	Florida Atlantic
11/26	L	49-59	at DePaul
11/30	L	57-72	at Virginia/
12/3	W	61-54	Delaware State (OT)

12/14	L	62-71	Illinois-Chicago
12/18	W	44-42	at Seton Hall
12/23	W	69-36	DePaul
1/1	W	82-47	Northern Colorado
1/4	W	66-53	Purdue
1/7	W	57-49	at Minnesota
1/11	L	61-65	Penn State
1/14	L	52-68	at #21 Wisconsin
1/18	L	51-68	at Michigan
1/21	L	47-58	#7 Illinois
1/25	W	78-76	at Purdue (OT)
2/1	L	63-72	at #22 Indiana
2/4	L	66-77	#12 Michigan State
2/8	W	51-48	#18 Iowa
2/11	W	73-49	IPFW
2/15	L	47-63	at #14 Illinois
2/18	L	52-61	at #12 Ohio State
2/23	W	62-51	Wisconsin
2/25	L	55-68	at Penn State
3/1	L	53-56	#9 Ohio State
3/4	W	57-53	Minnesota
3/7	L	42-60	vs. Penn StateX

\$ BCA Invitational, Laramie, Wyo.

√ ACC/Big Ten Challenge

X Big Ten Tournament, Indianapolis, Ind.

**2006-07**

**Record:** 13-18, 2-14 (t-10th)

**Coach:** Bill Carmody

**Captains:** Tim Doyle, Joe Kennedy

11/10	L	61-64	Cornell
11/14	W	49-39	DePaul
11/17	L	53-58	at Stanford
11/21	W	64-40	Brown
11/25	W	40-39	North Florida
11/28	W	61-59	Miami (Fla.)/
12/9	W	77-75	W. Michigan (OT)
12/14	W	41-39	Wheaton (Ill.)
12/19	L	65-66	vs. Tennessee Tech\$
12/20	W	62-55	vs. UPR-Mayaguez\$
12/21	W	77-44	vs. Utah\$
12/27	W	66-60	Loyola (Md.)
12/31	W	85-59	Northwestern State
1/3	L	57-83	at Penn State
1/6	L	46-58	Michigan
1/10	L	45-66	at Michigan State
1/13	L	50-56	#3 Wisconsin
1/17	L	41-73	at #7 Ohio State
1/20	W	55-40	at Minnesota
1/24	L	50-59	#5 Ohio State
1/31	L	55-62	Minnesota
2/3	L	52-69	at #2 Wisconsin
2/7	L	43-58	Illinois
2/10	W	53-51	Penn State
2/15	L	58-66	at Iowa
2/18	L	37-48	at Illinois
2/21	W	67-56	UT-Pan American
2/24	L	68-75	Purdue
2/28	L	65-69	Indiana
3/3	L	50-73	at Purdue
3/8	L	57-62	vs. Michigan StateX

√ ACC/Big Ten Challenge

\$ San Juan Shootout, San Juan, Puerto Rico

X Big Ten Tournament, Indianapolis, Ind.

**2007-08**

**Record:** 8-22, 1-17 (11th)

**Coach:** Bill Carmody

**Captain:** None

11/15	L	60-71	#20 Stanford
11/17	L	53-54	at DePaul
11/20	W	95-63	Benedictine
11/24	L	67-73	Brown
11/27	L	52-94	at Virginia/
12/1	W	68-58	Savannah State
12/3	W	88-68	Arkansas State</



YEAR-BY-YEAR RESULTS

1/9 L 63-82 at Minnesota  
 1/12 L 68-78 Michigan  
 1/16 W 65-47 at Chicago State  
 1/19 L 50-62 at #17 Wisconsin  
 1/24 L 62-78 #10 Michigan State  
 1/27 L 37-70 at Illinois  
 1/30 W 68-59 UT-Pan American  
 2/3 L 63-75 at #11 Indiana  
 2/6 L 72-92 Minnesota  
 2/9 L 55-70 at #11 Michigan St.  
 2/13 L 47-65 Ohio State  
 2/16 L 56-71 #19 Purdue  
 2/19 L 51-53 at Iowa  
 2/23 L 82-85 #15 Indiana  
 2/26 W 62-60 at Michigan  
 3/1 L 43-68 at #16 Purdue  
 3/4 L 62-67 Iowa  
 3/8 L 52-65 #10 Wisconsin  
 3/13 L 52-55 vs. Minnesota✕  
 ✓ ACC/Big Ten Challenge  
 ✕ Big Ten Tournament, Indianapolis, Ind.

2008-09

Record: 17-14, 8-10 (9th)

Coach: Bill Carmody

Captain: Craig Moore

11/16 W 81-39 Central Arkansas  
 11/19 W 66-48 Texas A&M-C.C.  
 11/22 W 73-64 at Brown  
 11/26 L 53-57 at Butler  
 12/1 W 59-43 UC Riverside  
 12/3 W 73-59 Florida State✓  
 12/6 W 63-36 DePaul  
 12/15 W 77-62 UMKC  
 12/20 L 59-65 at Stanford  
 12/23 W 66-55 SMU  
 12/31 L 57-61 at Penn State  
 1/3 L 66-77 #10 Michigan State  
 1/7 L 45-74 at Wisconsin  
 1/15 L 61-63 #19 Purdue  
 1/18 W 74-65 #18 Minnesota  
 1/21 W 70-63 at #7 Michigan State  
 1/24 L 59-68 at Michigan  
 1/28 W 77-75 Indiana  
 1/31 W 66-63 Wisconsin  
 2/4 W 75-63 Chicago State  
 2/7 L 51-56 at Iowa  
 2/12 L 59-60 #22 Illinois  
 2/15 L 67-70 Michigan (OT)  
 2/18 W 72-69 Ohio State  
 2/22 L 45-72 at Minnesota  
 2/25 W 75-53 at Indiana  
 2/28 W 55-49 Iowa

3/4 W 64-61 at #19 Purdue  
 3/8 L 47-52 at Ohio State  
 3/12 L 53-66 vs. Minnesota✕  
 3/18 L 59-68 at Tulsa✕  
 ✓ ACC/Big Ten Challenge  
 ✕ Big Ten Tournament, Indianapolis, Ind.  
 ✕ National Invitation Tournament

2009-10

Record: 20-14, 7-11 (t7th)

Coach: Bill Carmody

Captain: None

11/13 W 77-55 Northern Illinois  
 11/18 L 54-67 #11 Butler  
 11/22 W 69-62 Tennessee State  
 11/24 W 69-53 Liberty  
 11/27 W 72-58 vs. #23 Notre Dame◆  
 11/28 W 67-65 vs. Iowa State◆  
 12/1 W 65-53 at N.C. State✓  
 12/13 W 90-65 North Carolina A&T  
 12/16 W 84-54 North Florida  
 12/19 W 70-62 Stanford  
 12/22 W 74-54 Central Conn. State  
 12/30 L 83-89 at Illinois (OT) (25)  
 1/2 L 70-91 #11 Michigan St. (25)  
 1/7 W 53-44 UT-Pan American  
 1/10 W 68-62 at Michigan  
 1/13 L 50-60 #13 Wisconsin  
 1/16 W 72-64 #6 Purdue  
 1/19 L 56-76 at #21 Ohio State  
 1/23 W 73-68 Illinois  
 1/26 L 61-65 at Minnesota  
 1/30 L 70-79 at #5 Michigan State  
 2/2 W 67-52 Michigan  
 2/7 W 78-61 Indiana  
 2/10 L 65-78 at Iowa  
 2/14 W 77-74 Minnesota (OT)  
 2/17 L 70-81 Penn State  
 2/21 L 63-70 at #14 Wisconsin  
 2/25 W 74-57 Iowa  
 2/28 L 60-79 at Penn State  
 3/3 W 72-49 Chicago State  
 3/6 L 80-88 at Indiana (OT)  
 3/11 W 73-58 vs. Indiana✕  
 3/12 L 61-69 vs. #6 Purdue✕  
 3/17 L 64-76 at Rhode Island✕  
 ✓ ACC/Big Ten Challenge  
 ◆ Chicago Invitational Challenge, Chicago  
 ✕ Big Ten Tournament, Indianapolis, Ind.  
 ✕ National Invitation Tournament

2010-11

Record: 20-14, 7-11 (8th)

Coach: Bill Carmody

Captains: Jeff Ryan, Michael Thompson

11/12 W 97-78 at Northern Illinois  
 11/17 W 77-71 at UT-Pan American  
 11/19 W 71-45 Arkansas-Pine Bluff  
 11/28 W 65-52 Creighton  
 11/30 W 91-71 Georgia Tech✓  
 12/13 W 81-65 Long Island  
 12/16 W 78-62 American  
 12/20 W 92-61 vs. St. Francis (N.Y.)◆  
 12/21 L 69-85 at St. John's◆  
 12/23 W 70-47 Mount St. Mary's  
 12/31 L 69-82 at #12 Purdue  
 1/3 L 62-65 #18 Michigan State  
 1/6 L 63-88 at #20 Illinois  
 1/9 W 93-81 Indiana  
 1/12 W 90-71 at Iowa  
 1/15 L 67-71 at Michigan St. (OT)  
 1/18 W 74-60 Michigan  
 1/20 W 98-55 SIU Edwardsville  
 1/23 L 46-78 #18 Wisconsin  
 1/26 L 70-81 at #16 Minnesota  
 1/29 L 57-58 #1 Ohio State  
 2/5 W 71-70 Illinois  
 2/9 L 66-75 at Michigan  
 2/13 L 41-65 at Penn State  
 2/17 W 73-70 Iowa  
 2/19 W 70-64 at Indiana  
 2/24 L 52-66 Penn State  
 2/27 L 63-78 at #12 Wisconsin  
 3/2 W 68-57 Minnesota  
 3/10 W 75-65 vs. Minnesota✕  
 3/11 L 61-67 vs. #1 Ohio St. (OT)✕  
 3/16 W 70-61 Milwaukee✕  
 3/19 W 85-67 at Boston College✕  
 3/23 L 66-69 at Wash. St. (OT)✕  
 ✓ ACC/Big Ten Challenge  
 ◆ MSG Holiday Festival, New York, N.Y.  
 ✕ Big Ten Tournament, Indianapolis, Ind.  
 ✕ National Invitation Tournament

2011-12

Record: 19-14, 8-10 (t7th)

Coach: Bill Carmody

Captains: Davide Curletti, John Shurna

11/13 W 60-36 UT-Pan American  
 11/17 W 88-82 vs. LSU◆  
 11/18 W 69-65 vs. Tulsa◆  
 11/20 W 80-73 vs. Seton Hall◆  
 11/25 W 63-58 Stony Brook  
 11/29 W 76-60 at Georgia Tech ✓  
 12/2 W 92-67 Miss. Valley State  
 12/4 L 41-69 #7 Baylor

12/15 W 81-51 Texas Southern  
 12/17 W 70-64 Central Conn. State  
 12/18 W 87-72 Eastern Illinois  
 12/22 L 79-87 at #23 Creighton  
 12/28 L 54-87 at #2 Ohio State  
 1/1 W 68-56 Penn State  
 1/4 L 56-57 Illinois  
 1/11 L 64-66 at #13 Michigan (OT)  
 1/14 W 81-74 #6 Michigan State  
 1/18 L 57-77 at Wisconsin  
 1/22 L 52-75 at Minnesota  
 1/28 L 56-58 Purdue  
 2/2 W 84-74 Nebraska  
 2/5 W 74-70 at Illinois  
 2/9 W 83-64 Iowa  
 2/12 L 77-87 at Purdue  
 2/15 L 66-71 at #18 Indiana  
 2/18 W 64-53 Minnesota  
 2/21 L 55-67 #11 Michigan (OT)  
 2/25 W 67-66 at Penn State  
 2/29 L 73-75 #10 Ohio State  
 3/3 W 70-66 at Iowa  
 3/8 L 68-75 vs. Minnesota (OT)✕  
 3/13 W 76-74 Akron✕  
 3/16 L 55-76 at Washington✕  
 ✓ ACC/Big Ten Challenge  
 ◆ Charleston Classic, Charleston, S.C.  
 ✕ Big Ten Tournament, Indianapolis, Ind.  
 ✕ National Invitation Tournament

2012-13

Record: 13-19, 4-14 (11th)

Coach: Bill Carmody

Captains: Drew Crawford, Reggie Hearn, Alex Marcotullio

11/13 W 79-49 Texas Southern  
 11/15 W 81-68 Miss. Valley State  
 11/18 W 80-53 Fairleigh Dickinson  
 11/20 W 69-50 Delaware State  
 11/23 W 55-31 vs. TCU◆  
 11/24 W 72-69 vs. Illinois St. (OT)◆  
 11/27 L 57-77 Maryland✓  
 12/1 L 44-50 UIC  
 12/4 W 74-70 at Baylor  
 12/8 L 65-74 Butler  
 12/17 W 74-68 Texas State  
 12/21 L 68-70 Stanford  
 12/23 W 63-42 Brown  
 1/3 L 66-94 #2 Michigan  
 1/6 L 51-69 at #9 Minnesota  
 1/10 W 70-54 at Penn State  
 1/13 L 50-70 Iowa  
 1/17 W 68-54 at #23 Illinois  
 1/20 L 59-67 #2 Indiana  
 1/23 W 55-48 #12 Minnesota  
 1/26 L 49-64 at Nebraska  
 1/30 L 46-68 at #1 Michigan  
 2/2 W 75-60 Purdue  
 2/9 L 57-71 at Iowa  
 2/14 L 59-69 at #13 Ohio State  
 2/17 L 41-62 Illinois  
 2/20 L 41-69 #19 Wisconsin  
 2/24 L 43-74 at Purdue  
 2/28 L 53-63 #16 Ohio State  
 3/7 L 59-66 Penn State  
 3/10 L 61-71 at #10 Michigan St.  
 3/14 L 59-73 vs. Iowa✕  
 ✓ ACC/Big Ten Challenge  
 ◆ South Padre Island Invitational, South Padre Island, Texas  
 ✕ Big Ten Tournament, Chicago, Ill.

2013-14

Record: 14-19, 6-12 (t-10th)

Coach: Chris Collins

Captains: Dave Sobolewski, Drew Crawford

11/9 W 72-55 Eastern Illinois  
 11/14 L 58-71 at Stanford  
 11/17 L 64-68 Illinois State  
 11/20 W 93-58 at UIC



THE 2008-09 NIT TEAM defeated three ranked teams, including Purdue and eventual national runner-up Michigan State on the road.

## YEAR-BY-YEAR RESULTS

11/22 W 63-61 IUPUI  
 11/25 W 72-59 Gardner-Webb  
 11/28 L 67-78 vs. Missouri♦  
 11/29 L 79-95 vs. #19 UCLA♦  
 12/4 L 48-69 at NC State/  
 12/7 W 51-35 Western Michigan  
 12/16 W 86-64 Miss. Valley State  
 12/22 W 58-52 Brown  
 12/27 L 56-57 DePaul  
 1/2 L 49-76 #4 Wisconsin  
 1/5 L 51-74 at Michigan  
 1/9 L 67-93 at #20 Iowa  
 1/12 W 49-43 #23 Illinois  
 1/15 L 40-54 #4 Michigan State  
 1/18 W 54-47 at Indiana  
 1/21 W 63-60 Purdue (20T)  
 1/25 L 50-76 #10 Iowa  
 1/29 W 65-56 at #14 Wisconsin  
 2/1 W 55-54 at Minnesota  
 2/8 L 49-53 Nebraska  
 2/13 L 70-85 at #9 Michigan State  
 2/16 L 48-54 Minnesota  
 2/19 L 60-76 at #24 Ohio State  
 2/22 L 56-61 Indiana  
 3/1 L 47-54 at Nebraska  
 3/6 L 32-59 Penn State  
 3/9 W 74-65 at Purdue  
 3/13 W 67-62 vs. IowaX  
 3/14 L 51-67 vs. Michigan StateX  
 √ ACC/Big Ten Challenge  
 ♦ Las Vegas Invitational, Las Vegas, Nev.  
 X Big Ten Tournament, Indianapolis, Ind.

### 2014-15

**Record: 15-17, 6-12 (t-10th)**

**Coach: Chris Collins**

**Captains: Dave Sobolewski, Tre Demps, JerShon Cobb**

11/14 W 65-58 Houston Baptist  
 11/17 W 69-56 at Brown  
 11/20 W 69-67 North Florida  
 11/22 W 68-67 Elon (OT)  
 11/25 W 55-46 vs. Miami (Ohio)♦  
 11/26 L 42-61 vs. Northern Iowa♦  
 12/3 L 58-66 Georgia Tech/  
 12/6 L 56-65 at #23 Butler  
 12/14 W 101-49 Miss. Valley State  
 12/17 L 67-80 Central Michigan  
 12/20 W 67-61 Western Michigan  
 12/22 W 63-46 UIC  
 12/27 W 76-55 Northern Kentucky  
 12/30 W 51-47 at Rutgers  
 1/4 L 58-81 #4 Wisconsin  
 1/11 L 77-84 at Michigan St. (OT)  
 1/14 L 67-72 Illinois  
 1/17 L 54-56 at Michigan  
 1/22 L 67-69 Ohio State  
 1/25 L 67-68 at #13 Maryland  
 1/31 L 60-68 Purdue  
 2/3 L 60-76 at Nebraska  
 2/7 L 50-65 at #5 Wisconsin  
 2/10 L 44-68 Michigan State  
 2/15 W 66-61 Iowa (OT)  
 2/18 W 72-66 at Minnesota  
 2/21 W 60-39 Penn State  
 2/25 W 72-65 Indiana  
 2/28 L 60-86 at Illinois  
 3/3 W 82-78 Michigan (20T)  
 3/7 L 52-69 at Iowa  
 3/12 L 56-71 vs. IndianaX  
 √ ACC/Big Ten Challenge  
 ♦ Cancun Challenge, Riviera Maya, Mexico  
 X Big Ten Tournament, Chicago, Ill.

### 2015-16

**Record: 20-12, 8-10 (9th)**

**Coach: Chris Collins**

**Captains: Tre Demps, Sanjay Lumpkin, Alex Olah**

11/13 W 79-57 UMass Lowell  
 11/18 W 79-72 Fairfield  
 11/20 W 83-80 Columbia (OT)

11/23 L 69-80 vs. #9 No. Carolina♦  
 11/24 W 67-62 vs. Missouri♦  
 11/28 W 90-63 New Orleans  
 12/1 W 81-79 at Virginia Tech (OT)√  
 12/5 W 81-56 SIU Edwardsville  
 12/13 W 77-35 Chicago State  
 12/15 W 78-48 Miss. Valley State  
 12/19 W 78-70 at DePaul (OT)  
 12/21 W 103-67 Sacred Heart  
 12/27 W 74-59 Loyola (Md.)  
 12/30 W 81-72 at Nebraska  
 1/2 L 59-72 #4 Maryland  
 1/6 L 56-65 Ohio State  
 1/9 W 77-52 at Minnesota  
 1/12 W 70-65 Wisconsin  
 1/16 L 62-71 Penn State  
 1/19 L 56-62 at #7 Maryland (OT)  
 1/23 L 57-89 at #25 Indiana  
 1/28 L 45-76 #12 Michigan State  
 1/31 L 71-85 at #3 Iowa  
 2/4 W 82-58 Minnesota  
 2/9 L 63-71 at Ohio State  
 2/13 W 58-56 Illinois  
 2/16 L 61-71 at #17 Purdue  
 2/24 L 63-72 at Michigan  
 2/27 W 98-59 Rutgers  
 3/3 W 71-61 at Penn State  
 3/6 W 65-54 Nebraska  
 3/10 L 70-72 vs. Michigan (OT)X  
 √ ACC/Big Ten Challenge

### 2016-17

**Record: 24-12, 10-8 (t-5th)**

**Coach: Chris Collins**

**Captains: Sanjay Lumpkin, Bryant McIntosh**

11/11 W 94-63 Miss. Valley State  
 11/14 W 86-72 Eastern Washington  
 11/16 L 68-70 at Butler  
 11/21 W 77-58 vs. #22 Texas♦  
 11/22 L 66-70 vs. Notre Dame♦  
 11/25 W 86-66 Bryant  
 11/28 W 65-58 Wake Forest/  
 12/3 W 80-64 DePaul  
 12/11 W 83-49 New Orleans  
 12/14 W 68-64 Chicago State  
 12/17 W 67-64 vs. Dayton▲  
 12/20 W 87-65 IUPUI  
 12/22 W 72-63 Houston Baptist  
 12/27 W 87-77 at Penn State  
 12/30 L 52-61 at Michigan State  
 1/5 L 66-70 Minnesota

1/8 W 74-66 at Nebraska  
 1/12 W 69-60 at Rutgers  
 1/15 W 89-54 Iowa  
 1/22 W 74-72 at Ohio State  
 1/26 W 73-61 Nebraska  
 1/29 W 68-55 Indiana  
 2/1 L 59-80 at #23 Purdue (25)  
 2/7 L 61-68 Illinois  
 2/12 W 66-59 at #7 Wisconsin  
 2/15 L 64-74 #23 Maryland  
 2/18 W 69-65 Rutgers  
 2/21 L 50-66 at Illinois  
 2/25 L 62-63 at Indiana  
 3/1 W 67-65 Michigan  
 3/5 L 65-69 #16 Purdue  
 3/9 W 83-61 vs. RutgersX  
 3/10 W 72-64 vs. #25 MarylandX  
 3/11 L 48-76 vs. #24 WisconsinX  
 3/16 W 68-66 vs. VanderbiltX  
 3/18 L 73-79 vs. #2 GonzagaX  
 √ ACC/Big Ten Challenge  
 ♦ Legends Classic, Brooklyn, N.Y.  
 ▲ State Farm Chicago Legends, Chicago  
 X Big Ten Tournament, Washington, D.C.  
 X NCAA Tournament, Salt Lake City, Utah

### 2017-18

**Record: 15-17, 6-12 (10th)**

**Coach: Chris Collins**

**Captains: Bryant McIntosh, Vic Law, Scottie Lindsey, Dererk Pardon**

11/10 W 79-75 Loyola (Md.) (19)  
 11/13 W 75-66 Saint Peter's (20)  
 11/15 L 88-92 Creighton# (20)  
 11/18 W 82-74 La Salle (20) ▲  
 11/19 L 49-85 Texas Tech (20) ▲  
 11/24 W 81-50 Sacred Heart  
 11/28 L 51-52 at Georgia Tech √  
 12/1 W 72-68 Illinois (OT)  
 12/3 L 69-74 at Purdue  
 12/11 W 96-31 Chicago State  
 12/14 W 84-50 Valparaiso  
 12/16 W 62-60 at DePaul  
 12/19 W 85-48 Lewis  
 12/22 L 78-104 at #17 Oklahoma  
 12/30 W 95-73 Brown  
 1/2 L 55-70 Nebraska  
 1/5 L 63-78 at Penn State  
 1/10 W 83-60 Minnesota  
 1/14 L 46-66 at Indiana  
 1/17 L 65-71 #22 Ohio State  
 1/20 W 70-61 Penn State  
 1/23 W 77-69 at Minnesota  
 1/29 L 47-58 at #24 Michigan

2/1 W 60-52 at Wisconsin  
 2/6 W 61-52 #20 Michigan  
 2/10 L 57-73 at Maryland  
 2/13 L 58-67 at Rutgers (OT)  
 2/17 L 60-65 #2 Michigan State  
 2/19 L 64-71 Maryland  
 2/22 L 64-70 Wisconsin  
 2/25 L 70-77 at Iowa  
 3/1 L 57-65 vs. Penn State X  
 # Gavitt Games  
 √ ACC/Big Ten Challenge  
 ▲ Hall of Fame Tip-Off, Uncasville, Conn.  
 X Big Ten Tournament, New York City, N.Y.

### 2018-19

**Record: 13-19, 4-16 (14th)**

**Coach: Chris Collins**

**Captains: Vic Law, Dererk Pardon, Jordan Ash**

11/8 W 82-52 New Orleans  
 11/12 W 63-51 American  
 11/16 W 82-54 Binghamton  
 11/22 L 59-78 Fresno State ▲  
 11/23 W 91-74 La Salle ▲  
 11/25 W 79-57 Utah ▲  
 11/28 W 67-61 Georgia Tech √  
 12/1 L 68-72 at Indiana  
 12/4 L 60-62 #5 Michigan  
 12/8 W 75-68 DePaul  
 12/17 W 88-46 Chicago State  
 12/21 L 69-76 Oklahoma (OT)  
 12/30 W 75-54 Columbia  
 1/2 L 55-81 at #8 Michigan State  
 1/6 W 68-66 Illinois  
 1/9 L 63-73 Iowa  
 1/13 L 60-80 at #2 Michigan  
 1/18 W 65-57 at Rutgers  
 1/22 W 73-66 Indiana  
 1/26 L 46-62 at Wisconsin  
 1/29 L 52-70 at #21 Maryland  
 2/4 L 52-59 Penn State  
 2/10 L 79-80 at #20 Iowa  
 2/13 L 56-59 Rutgers  
 2/16 L 50-59 at Nebraska  
 2/20 L 49-63 at Ohio State  
 2/23 L 64-69 #22 Wisconsin  
 2/28 L 50-62 Minnesota  
 3/3 L 76-81 at Illinois  
 3/6 W 68-50 Ohio State  
 3/9 L 57-70 #11 Purdue  
 3/13 L 69-74 Illinois (OT) X  
 ▲ Wooden Legacy, Fullerton, Calif.  
 √ ACC/Big Ten Challenge  
 X Big Ten Tournament, Chicago, Ill.



**THE 2016-17 TEAM** won a school record 24 games and appeared in the program's first NCAA Tournament, advancing to the second round with a 68-66 win over Vanderbilt.



## YEAR-BY-YEAR RESULTS

## 2019-20

**Record: 8-23, 3-17 (13th)****Coach: Chris Collins****Captains: Anthony Gaines, Tino Malnati**

11/8 L 61-71 Merrimack  
 11/13 W 72-63 Providence  
 11/19 L 56-67 Radford  
 11/22 W 70-59 Norfolk State  
 11/25 W 78-51 vs. BradleyF  
 11/27 L 59-72 vs. PittsburghF  
 12/3 W 82-64 Boston College√  
 12/8 L 44-58 at Purdue  
 12/15 W 72-54 SIU-Edwardsville  
 12/18 L 72-77 #15 Michigan State  
 12/21 L 78-83 at Depaul  
 12/29 L 66-67 Hartford  
 1/5 L 68-77 at Minnesota  
 1/8 L 62-66 at Indiana  
 1/11 W 62-57 Nebraska  
 1/14 L 62-75 Iowa  
 1/18 L 71-75 at #24 Illinois  
 1/21 L 66-77 #17 Maryland  
 1/26 L 59-71 Ohio State  
 1/29 L 50-79 at #14 Michigan State  
 2/1 L 58-61 Purdue  
 2/9 L 73-77 at Rutgers (OT)  
 2/12 L 54-79 Michigan  
 2/15 L 61-77 at #13 Penn State  
 2/18 L 67-76 at #7 Maryland  
 2/23 L 57-83 Minnesota  
 2/27 L 66-74 Illinois  
 3/1 W 81-76 at Nebraska (OT)  
 3/4 L 48-63 at #24 Wisconsin  
 3/7 W 80-69 #20 Penn State  
 3/11 L 57-74 vs. Minnesota7

√ ACC/Big Ten Challenge

F Fort Myers Tip-Off

7 Big Ten Tournament, Indianapolis, Ind.

## 2020-21

**Record: 9-15, 6-13 (t-12th)****Coach: Chris Collins****Captain: Anthony Gaines**

12/2 W 92-49 Arkansas-Pine Bluff  
 12/5 W 111-66 Chicago State  
 12/9 L 70-71 Pittsburgh√  
 12/13 Canceled SIU-Edwardsville  
 12/15 W 100-48 Quincy  
 12/20 W 79-65 #4 Michigan State  
 12/23 W 74-67 at Indiana  
 12/26 W 71-70 #23 Ohio State  
 12/29 L 72-87 at #10 Iowa (19)  
 1/3 L 66-85 at #16 Michigan (19)  
 1/7 L 56-81 #12 Illinois  
 1/13 L 71-81 at #21 Ohio State  
 1/17 L 73-96 #5 Iowa  
 1/20 L 52-68 at #10 Wisconsin  
 1/23 L 78-81 at Penn State  
 1/31 L 56-64 Rutgers  
 2/6 L 70-75 at #24 Purdue  
 2/10 L 76-79 Indiana (2OT)  
 2/13 L 50-64 at #25 Rutgers  
 2/16 L 66-73 at #5 Illinois  
 2/21 L 51-68 #21 Wisconsin  
 2/25 W 67-59 at Minnesota  
 3/3 W 60-55 Maryland  
 3/7 W 79-78 Nebraska  
 3/10 L 46-51 Minnesota X

√ ACC/Big Ten Challenge

X Big Ten Tournament, Indianapolis, Ind.

## 2021-22

**Record: 15-16, 7-13 (t-10th)****Coach: Chris Collins****Captains: Ryan Greer, Pete Nance**

11/9 W 80-56 Eastern Illinois  
 11/12 W 95-60 High Point  
 11/16 W 83-67 New Orleans  
 11/18 W 82-46 Fairleigh Dickinson  
 11/22 L 72-77 Providence◆  
 11/23 W 78-62 Georgia◆  
 11/30 L 73-77 at Wake Forest (OT)√

12/5 W 67-61 at Maryland  
 12/12 W 70-52 NJIT  
 12/18 Canceled DePaul  
 12/20 W 90-50 Illinois-Springfield  
 12/30 Canceled Prairie View A&M  
 1/2 L 67-73 #10 Michigan State  
 1/5 L 70-74 Penn State  
 1/9 L 87-95 at #13 Ohio State  
 1/12 L 87-94 Maryland (2OT)  
 1/15 W 64-62 at #10 Michigan State  
 1/18 L 76-82 #8 Wisconsin  
 1/23 L 60-80 at #4 Purdue  
 1/26 L 70-72 at Michigan  
 1/29 L 56-59 #24 Illinois  
 2/1 W 79-78 Rutgers (OT)  
 2/5 W 87-63 at Nebraska  
 2/8 W 59-51 Indiana  
 2/13 L 66-73 at #13 Illinois  
 2/16 L 64-70 #5 Purdue  
 2/19 L 60-77 at Minnesota  
 2/22 W 77-65 Nebraska  
 2/25 L 60-67 at Penn State  
 2/28 L 61-82 at #24 Iowa  
 3/6 W 75-62 Minnesota  
 3/9 W 71-69 vs. Nebraska X  
 3/10 L 76-112 vs. #24 Iowa X  
 √ ACC/Big Ten Challenge  
 ◆ Legends Classic, Newark, N.J.  
 X Big Ten Tournament, Indianapolis, Ind.

## 2022-23

**Record: 22-12, 12-8 (t-2nd)****Coach: Chris Collins****Captains: Chase Audige, Robbie Beran,****Boo Buie**

11/7 W 85-54 Chicago State  
 11/11 W 63-46 Northern Illinois  
 11/15 W 75-63 at Georgetown#  
 11/18 W 60-52 Purdue Fort Wayne▲  
 11/22 W 66-62 vs. Liberty◆  
 11/23 L 43-42 vs. #13 Auburn◆  
 11/28 L 87-58 Pitt√  
 12/4 W 70-63 at #20 Michigan State  
 12/11 W 61-51 Prairie View A&M  
 12/17 W 83-45 DePaul  
 12/20 W 92-54 UIC  
 12/29 W 63-58 Brown  
 1/1 L 73-57 Ohio State  
 1/4 W 73-60 Illinois  
 1/8 W 84-83 at #15 Indiana  
 1/11 L 65-62 Rutgers  
 1/15 L 85-78 at Michigan  
 1/23 W 66-63 Wisconsin  
 1/25 W 78-63 at Nebraska  
 1/28 W 81-61 Minnesota  
 1/31 L 86-70 at Iowa  
 2/2 L 68-51 Michigan  
 2/5 W 54-52 at Wisconsin  
 2/9 W 69-63 at Ohio State  
 2/12 W 64-58 #1 Purdue  
 2/15 W 64-62 #14 Indiana  
 2/19 W 80-60 Iowa  
 2/23 L 66-62 at Illinois (21)  
 2/26 L 75-59 at Maryland (21)  
 3/1 L 68-65 Penn State (OT)  
 3/5 W 65-53 at Rutgers  
 3/10 L 67-65 Penn State (OT) X  
 3/16 W 75-67 Boise State☆  
 3/18 L 68-63 #7 UCLA☆

# Gavitt Tipoff Games

▲ Cancun Challenge, Evanston, Ill.

◆ Cancun Challenge, Riviera Maya, Mexico

√ ACC/Big Ten Challenge

X Big Ten Tournament, Chicago, Ill.

☆ NCAA Tournament, Sacramento, Calif.

SERIES RECORDS VS. OPPONENT

OPPONENT	W	L											
Akron	1	0	Evanston Township HS	1	0	UMass Lowell	1	0	Saint Louis	1	2		
Alabama	1	0	Evanston YMCA	1	7	Mercer	2	0	Sam Houston State	1	0		
Alcorn State	1	0	Evansville	1	2	Mercury Athletic Club	1	0	San Diego State	0	2		
American	2	0	Fairfield	1	1	Merrimack	0	1	San Jose State	1	0		
American Col. of P.E.	1	0	Fairleigh Dickinson	2	0	Miami (Fla.)	1	0	Savannah State	1	0		
Angelo State	1	0	First National Bank	1	0	Miami (Ohio)	1	1	Seton Hall	5	2		
Arizona	0	2	Flint (Mich.) Vehicle Co.	1	0	Michigan	59	119	Seward Park	1	0		
Arizona State	2	4	Florida	2	1	Michigan State	41	94	Siena	1	1		
Arkansas-Little Rock	0	1	Florida A&M	1	0	Millikin	0	1	SIU Edwardsville	6	0		
Arkansas-Pine Bluff	2	0	Florida Atlantic	1	0	Milwaukee	2	0	SMU	2	1		
Arkansas State	1	0	Florida International	1	0	Minnesota	74	109	South Dakota	1	0		
Armour	5	0	Florida Southern	2	0	Mississippi State	0	1	South Dakota State	1	0		
Army	1	0	Florida State	2	3	Mississippi Valley State	7	1	Southern California	3	6		
Auburn	0	1	Fordham	1	1	Missouri	4	5	Stanford	2	6		
Ball State	1	1	Fresno State	0	1	Monmouth	1	0	Stony Brook	1	0		
Baylor	1	1	Furman	2	0	Morgan State	1	0	Syracuse	0	1		
Beloit	2	1	Gardner-Webb	1	0	Mount St. Mary's	1	0	Tampa	1	0		
Benedictine (Ill.)	1	0	Garrett Biblical Instit.	1	0	Naperville	0	2	TCU	1	2		
Binghamton	1	0	George Mason	0	1	Navy	2	0	Temple	0	1		
Boise State	1	0	Georgetown	1	0	NC State	1	4	Tennessee	1	0		
Boston College	4	2	George Washington	1	0	Nebraska	13	9	Tennessee-Martin	1	0		
Boston University	1	0	Georgia	1	0	New Hampshire	1	0	Tennessee State	1	0		
Bowling Green	2	1	Georgia Tech	3	2	New Mexico State	0	1	Tennessee Tech	0	2		
Bradley	9	1	Gonzaga	0	1	New Orleans	5	0	Texas	2	1		
Brown	9	2	Gonzaga	0	1	New York University	0	1	Texas A&M	2	3		
Bryant	1	0	Great Lakes	4	7	Nicholls State	1	0	Texas A&M-C.C.	2	0		
Buckeye Paints	0	1	Green Bay	2	1	NJIT	1	0	Texas Tech	0	1		
Bucknell	1	0	Hartford	0	1	Norfolk State	1	0	Texas Southern	2	0		
Buffalo	3	0	Haskell	0	1	North Carolina	1	4	Texas State	1	0		
Butler	16	11	Hawaii	1	2	North Carolina A&T	1	0	Texas-Pan American	7	0		
BYU	1	1	High Point	1	0	North Florida	3	0	Toledo	0	1		
California	1	2	Holy Cross	1	1	Northeastern	3	1	Troy State	1	0		
UC Riverside	1	0	Houston Baptist	2	0	Northeastern Illinois	1	0	Tulane	4	3		
UC Santa Barbara	1	1	Howard	1	0	Northern Arizona	1	0	Tulsa	1	1		
Cal State Los Angeles	1	0	Hull House	0	1	Northern Colorado	1	0	UCLA	1	5		
Camp Grant	0	1	IUPUI	2	1	Northern Illinois	10	2	UIC	6	4		
Carleton	7	0	Idaho State	1	0	Northern Iowa	0	1	UMBC	1	0		
Central Arkansas	1	0	Illinois	43	145	Northern Kentucky	1	0	UMKC	1	0		
Central Connecticut State	2	0	Illinois Athletic Club	0	2	North Park	1	0	UNCW	0	1		
Central Michigan	3	1	Illinois Springfield	1	0	North Texas State	0	1	UNLV	0	1		
Central Park	1	0	Illinois State	2	3	Northwestern College	2	1	UTEP	0	1		
Charlotte	1	0	Illinois Wesleyan	9	0	Northwestern State (La.)	2	0	U.S. Infantry	1	0		
Chicago	30	28	Indiana	56	120	Notre Dame*	24	64	Utah	2	2		
Chicago State	15	0	Iona	1	0	Oakland	2	1	Utah State	0	1		
Chicago YMCA	1	0	Iowa	61	124	Ohio	8	5	Valparaiso	9	2		
The Citadel	1	0	Iowa Pre-Flight	1	0	Ohio State	49	129	Vanderbilt	2	4		
Clemson	0	1	Iowa State	1	1	Oklahoma	0	2	Vermont	1	0		
Cleveland State	1	1	Jacksonville	1	0	Oklahoma City	0	1	Virginia	0	3		
Colorado	3	6	Kansas	2	6	Oregon	0	2	Virginia Commonwealth	1	0		
Colorado State	2	1	Kansas State	2	1	Oregon State	1	4	Virginia Tech	1	0		
Columbia	3	1	Kent State	0	1	Penn State	20	38	Wabash	6	1		
Cornell (Iowa)	1	0	Kentucky	1	7	Pennsylvania	0	1	Wake Forest	1	1		
Cornell (N.Y.)	2	1	Knights of Columbus	1	0	Pepperdine	0	2	Washington	2	6		
Cornell Ath. Club	1	1	Knox	1	0	Pitt	10	11	Washington State	2	0		
Creighton	3	3	Lake Forest	4	4	Portland	1	0	Washington State	3	3		
Dartmouth	3	1	Lamar	0	1	Prairie View A&M	1	0	West Aurora HS	1	0		
Dayton	2	2	Laporte	1	0	Princeton	7	1	West Virginia	1	1		
Delaware State	3	0	La Salle	2	3	Providence	1	3	Western Carolina	1	0		
Denver	1	0	Lehigh	2	0	Purdue	49	131	Western Illinois	3	2		
DePaul	15	21	Lewis	5	0	Purdue Fort Wayne	2	0	Western Michigan	23	5		
DePauw	3	2	Liberty	3	0	Quincy	1	0	Wheaton (Ill.)	1	0		
Detroit	0	1	Long Beach State	1	0	Radford	1	1	Whiting Owls	0	1		
Detroit YMCA	1	0	Long Island	2	0	Ravenswood	1	0	Whiting Red Crowns	0	1		
Drake	1	1	Loras	1	0	Rhode Island	0	2	Wichita State	0	2		
Duke	0	7	Louisiana-Lafayette	1	0	Rice	3	1	William & Mary	1	1		
Duquesne	2	0	Louisville	2	0	Rider	1	0	Wisconsin	71	120		
East Carolina	0	1	Loyola (Ill.)	11	8	Ripon	3	0	Wofford	1	0		
East Tennessee St.	1	0	Loyola (Md.)	3	0	Robert Morris	2	0	Wyoming	1	0		
Eastern Illinois	3	0	LSU	3	1	Rollins	2	2	Xavier	0	1		
Eastern Washington	1	0	Maine	0	1	Rutgers	12	7	Yale	3	2		
Eckhart Park	0	1	Manhattan	0	1	St. Francis (N.Y.)	2	0	Youngstown State	4	0		
Elon	2	0	Marquette	14	14	St. John's	1	2					
Evanston Academy	1	0	Marshall	0	1	St. Joseph's (Ind.)	2	0					
Evanston Reds	3	1	Maryland	4	12	St. Peter's	2	0					
			Md.-Eastern Shore	3	0	Sacred Heart	2	0					
			Massachusetts	0	1								

Overall Record: 1,147-1,581-1\*

\*Notre Dame and Northwestern tied, 20-20, in 1935.





# SERIES HISTORY VS. OPPONENT

### Legend:

(C)—Chicago Stadium (Chicago, Ill.)

(R)—Rosemont Horizon/Allstate Arena (Rosemont, Ill.)

(D)—DePaul's Alumni Hall (Chicago, Ill.)

(U)—United Center (Chicago, Ill.)

(F)—Game later forfeited by opponent

\*—Overtime game

### Akron

#### NU leads 1-0

W 76-74 3/13/12 H

### Alabama

#### NU leads 1-0

W 32-10 12/31/30 H

### Alcorn State

#### NU leads 1-0

W 77-66 11/26/94 H

### American

#### NU leads 2-0

W 78-62 12/16/10 H

W 63-51 11/12/18 H

### American College of P.E.

#### NU leads 1-0

W 35-16 12/18/19 H

### Angelo State

#### NU leads 1-0

W 64-51 12/20/82 D

### Arizona

#### NU trails 2-0

L 64-78 12/10/76 A

L 80-83 \* 11/27/78 H

### Arizona State

#### NU trails 4-2

W 101-91 12/20/69 A

L 78-92 12/11/76 A

L 62-81 12/28/91 A

L 60-77 12/29/01 A

W 63-61 12/17/03 H

L 55-90 12/20/04 A

### Arkansas-Little Rock

#### NU trails 1-0

L 43-53 11/18/00 H

### Arkansas-Pine Bluff

#### NU leads 2-0

W 71-45 11/19/10 H

W 92-49 12/2/20 H

### Arkansas State

#### NU leads 1-0

W 88-68 12/3/07 H

### Armour

#### NU leads 5-0

W 39-10 12/16/12 H

W 42-18 1/7/14 H

W 32-20 12/9/14 H

W 39-37 12/29/14 A

W 27-12 12/3/21 H

### Army

#### NU leads 1-0

W 84-62 12/12/95 H

### Auburn

#### NU trails 1-0

L 43-42 11/23/22 N

### Ball State

#### Series tied 1-1

W 120-83 12/5/66 H

L 71-77 12/22/88 N

### Baylor

#### Series tied 1-1

L 41-69 12/4/11 H

W 74-70 12/4/12 A

### Beloit

#### NU leads 2-1

W 38-31 3/8/05 A

L 8-20 12/20/15 A

W 25-14 12/17/20 H

### Benedictine (Ill.)

#### NU leads 1-0

W 95-63 11/20/07 H

### Binghamton

#### NU leads 1-0

W 82-54 11/16/18 H

### Boise State

#### NU leads 1-0

W 75-67 3/16/23 N

### Boston College

#### NU leads 4-2

W 77-68 12/27/68 N

L 76-89 12/28/90 N

L 63-64 12/23/97 A

W 69-59 12/23/98 H

W 85-67 3/19/11 A

W 82-64 12/3/19 A

### Boston University

#### NU leads 1-0

W 78-74 12/19/59 H

### Bowling Green

#### NU leads 2-1

L 68-79 12/29/79 N

W 62-60 12/7/02 H

W 77-60 12/6/03 A

### Bradley

#### NU leads 9-1

W 36-23 12/8/30 H

W 33-19 12/6/31 H

W 44-19 12/5/32 H

W 40-19 12/6/33 H

W 38-31 2/13/37 H

W 28-26 2/5/38 H

W 67-64 12/22/79 N

W 63-42 11/28/83 H

L 72-76 11/30/85 A

W 78-51 11/25/19 N

### Brown

#### NU leads 9-2

W 93-74 12/23/61 H

W 80-65 11/27/76 N

L 56-60 1/2/96 H

W 64-40 11/21/06 H

L 67-73 11/24/07 H

W 73-64 11/22/08 A

W 63-42 12/23/12 H

W 58-52 12/22/13 H

W 69-56 11/17/14 A

W 95-73 12/30/17 R

W 63-58 12/29/22 H

### Bryant

#### NU leads 1-0

W 86-66 11/25/16 H

### Buckeye Paints

#### NU trails 1-0

L 20-33 12/28/15 A

### Bucknell

#### NU leads 1-0

W 69-61 12/3/03 H

### Buffalo

#### NU leads 3-0

W 79-63 1/31/01 H

W 63-57 1/26/02 A

W 69-62 12/30/02 H

### Butler

#### NU leads 16-11

W 41-36 1934-35 H

W 53-38 2/1/36 H

L 21-30 12/23/37 A

W 32-20 2/8/40 A

L 31-32 12/18/40 A

W 46-40 12/13/41 H

W 44-40 12/31/46 H

W 52-51 12/6/47 H

W 70-60 12/9/50 A

W 93-57 12/3/51 H

W 90-72 12/22/52 H

W 70-57 12/28/53 H

L 60-78 1/29/54 A

L 62-83 12/22/54 A

W 81-74 12/27/54 H

W 87-69 12/5/67 H

W 73-69 12/7/68 A

W 98-79 12/8/70 H

L 61-65 12/2/72 A

W 82-78 12/3/77 N

W 61-58 12/22/84 H

L 53-71 12/3/86 A

L 53-57 11/26/08 A

L 54-67 11/18/09 H

L 65-74 12/8/12 H

L 56-65 12/6/14 A

L 68-70 11/16/16 A

### BYU

#### Series tied 1-1

W 61-41 1/3/46 H

L 68-69 12/21/89 A

### California

#### NU trails 2-1

W 34-19 12/28/35 H

L 36-43 1/4/38 H

L 40-62 12/19/60 C

### UC Riverside

#### NU leads 1-0

W 59-43 12/1/08 H

### UC Santa Barbara

#### Series tied 1-1

W 82-73 12/2/68 A

L 50-62 12/30/82 N

### Cal State-LA

#### NU leads 1-0

W 77-63 11/26/85 H

### Camp Grant

#### NU trails 1-0

L 43-51 2/12/44 N

### Carleton

#### NU leads 7-0

W 31-22 12/20/30 H

W 48-33 12/3/34 H

W 56-27 12/6/35 H

W 44-19 12/7/36 H

W 53-23 12/3/37 H

W 45-23 12/7/38 H

W 30-14 12/5/39 H

### Central Arkansas

#### NU leads 1-0

W 81-39 11/16/08 H

### Central Connecticut State

#### NU leads 2-0

W 74-54 12/22/09 H

W 70-64 12/17/11 H

### Central Michigan

#### NU leads 3-1

W 73-68 12/10/94 H

W 64-63 12/19/95 A

W 70-49 11/26/96 H

L 67-80 12/17/14 H

### Central Park

#### NU leads 1-0

W 51-25 1913-14 H

### Charlotte

#### NU leads 1-0

W 61-47 11/14/05 N

### Chicago

#### NU leads 30-28

L 19-34 2/24/05 A

L 23-25 3/18/05 H

L 5-26 1/18/07 H

L 6-34 2/20/07 A

L 6-41 2/13/08 A

L 12-17 2/29/08 H

L 4-28 1/20/09 H

L 4-31 1/15/10 A

L 6-44 1/25/10 H

L 16-24 1/7/11 A

L 18-25 3/1/11 H

L 13-38 1/13/12 A

L 11-27 2/10/12 H

L 25-28 2/21/13 H

L 10-28 1/14/14 H

L 29-34 2/24/14 A

L 11-15 1/9/15 H

L 14-22 2/16/15 A

W 28-18 1/22/16 A

W 28-20 2/16/16 H

L 14-27 1/20/17 A

L 22-25 2/27/17 H

L 17-24 2/15/19 A

W 15-12 3/5/19 H

L 25-26 2/9/21 H

L 22-23 1/20/22 A

L 18-26 1/9/24 H

L 26-42 2/27/24 A

W 29-7 2/17/25 H

W 17-16 3/11/25 A

L 27-34 1/12/27 H

L 21-40 2/19/27 A

W 15-14 1/12/28 A

W 39-18 2/28/28 H

W 37-17 1/25/30 A

W 39-24 3/4/30 H

W 31-16 2/7/31 H

W 27-15 2/14/31 A

W 52-24 1/14/33 A

W 57-23 2/18/33 H

L 34-36 2/10/34 H

W 30-22 3/2/34 A

W 42-27 1/29/36 H



### SERIES HISTORY VS. OPPONENT

<b>Creighton</b> <b>Series tied 3-3</b> W 59-56 12/16/61 H L 70-82 12/19/64 H W 76-57 12/27/91 N W 65-52 11/28/10 H L 79-87 12/22/11 A L 88-92 11/15/17 R	<b>Detroit</b> <b>NU trails 1-0</b> L 84-94 12/29/56 A  <b>Detroit YMCA</b> <b>NU leads 1-0</b> W 26-18 12/29/15 A  <b>Drake</b> <b>Series tied 1-1</b> W 31-25 12/18/26 H L 69-87 12/26/64 C  <b>Duke</b> <b>NU trails 7-0</b> L 87-93 12/29/70 A L 55-76 12/19/84 H L 55-78 12/30/85 A L 55-106 12/30/86 A L 57-79 12/5/87 H L 62-86 12/3/88 A L 77-103 12/2/89 H  <b>Duquesne</b> <b>NU leads 2-0</b> W 80-70 12/27/57 N W 78-81 12/30/75 N  <b>East Carolina</b> <b>NU trails 1-0</b> L 68-71 11/15/01 N  <b>East Tennessee State</b> <b>NU leads 1-0</b> W 74-68 12/28/78 N  <b>Eastern Illinois</b> <b>NU leads 3-0</b> W 87-72 12/18/11 H W 72-55 11/9/13 H W 80-56 11/9/21 H  <b>Eastern Washington</b> <b>NU leads 1-0</b> W 86-72 11/14/16 H  <b>Eckhart Park</b> <b>NU trails 1-0</b> L 10-20 12/19/13 H  <b>Elon</b> <b>NU leads 2-0</b> W 66-51 12/18/02 H W 68-67* 11/22/14 H  <b>Evanston Academy</b> <b>NU leads 1-0</b> W 32-15 1/8/13 H  <b>Evanston Reds</b> <b>NU leads 3-0</b> W 40-11 1/26/11 H W 29-12 1/24/12 H W 34-18 2/26/13 A  <b>Evanston YMCA</b> <b>NU trails 7-1</b> W 16-14 1/31/07 H L 18-27 1/16/08 H L 19-27 2/22/08 A L 18-20 1/9/09 H L 9-26 1/9/11 A L 12-15 3/4/11 H L 25-26 2/29/12 A L 15-17 2/19/13 A  <b>Evansville</b> <b>NU trails 2-1</b> L 75-83 12/9/64 A L 26-48 11/26/99 N W 68-52 12/22/00 N	<b>Fairfield</b> <b>Series tied 1-1</b> L 74-92 11/26/76 N W 79-72 11/18/15 H  <b>Fairleigh Dickinson</b> <b>NU leads 2-0</b> W 80-53 11/18/12 H W 82-46 11/28/21 H  <b>First National Bank</b> <b>NU leads 1-0</b> W 26-12 12/7/14 H  <b>Flint (Mich.) Vehicle Co.</b> <b>NU leads 1-0</b> W 55-23 12/31/15 A  <b>Florida</b> <b>NU leads 2-1</b> W 76-72 12/26/68 N W 83-79 12/6/69 H L 73-88 12/21/70 A  <b>Florida A&amp;M</b> <b>NU leads 1-0</b> W 58-55 12/15/01 H  <b>Florida Atlantic</b> <b>NU leads 1-0</b> W 69-59 11/21/05 H  <b>Florida International</b> <b>NU leads 1-0</b> W 84-79 12/1/90 H  <b>Florida Southern</b> <b>NU leads 2-0</b> W 69-57 12/6/82 D W 69-68 12/19/86 H  <b>Florida State</b> <b>NU trails 3-2</b> L 73-91 12/23/72 N L 46-60 12/1/99 H W 57-50 11/28/01 H L 53-71 12/1/03 A W 73-59 12/3/08 H  <b>Fordham</b> <b>Series tied 1-1</b> L 60-63 12/22/01 N W 62-60 12/22/02 H  <b>Fresno State</b> <b>NU trails 1-0</b> L 59-78 11/22/18 N  <b>Furman</b> <b>NU leads 2-0</b> W 72-58 12/29/82 N W 62-55 11/28/98 H  <b>Gardner-Webb</b> <b>NU leads 1-0</b> W 72-59 11/25/13 H  <b>Garrett Biblical Institute</b> <b>NU leads 1-0</b> W 54-20 12/13/11 H  <b>George Mason</b> <b>NU trails 1-0</b> W 62-64 1/14/84 H  <b>Georgetown</b> <b>NU leads 1-0</b> W 75-63 11/15/22 A  <b>George Washington</b> <b>NU leads 1-0</b> W 102-74 12/9/69 H	<b>Georgia</b> <b>NU leads 1-0</b> W 78-62 11/23/21 N  <b>Georgia Tech</b> <b>NU leads 3-2</b> W 91-71 11/30/10 H W 76-60 11/29/11 A L 58-66 12/3/14 H L 51-52 11/28/17 A W 67-61 11/28/18 H  <b>Gonzaga</b> <b>NU trails 1-0</b> L 73-79 3/18/17 N  <b>Great Lakes</b> <b>NU trails 7-4</b> L 27-41 2/16/18 H L 16-32 1/6/19 H L 38-47 1/14/42 A W 59-47 1/3/43 H L 36-57 2/8/43 A W 54-36 12/31/43 H L 36-46 1/24/44 A L 38-41 12/26/44 H L 39-58 1/30/45 A W 51-50 12/31/45 H W 44-42 1/21/46 A  <b>Green Bay</b> <b>NU leads 2-1</b> W 64-55 12/14/85 H L 49-61 12/27/86 A W 81-72 11/24/89 H  <b>Hartford</b> <b>NU trails 1-0</b> L 66-67 12/29/19 H  <b>Haskell</b> <b>NU trails 1-0</b> L 21-38 2/28/07 H  <b>Hawaii</b> <b>NU trails 2-1</b> W 96-71 12/29/67 A L 83-85* 12/27/71 A L 62-79 12/27/96 A  <b>Hawaii</b> <b>NU leads 1-0</b> W 95-60 11/12/21 H  <b>Holy Cross</b> <b>Series tied 1-1</b> L 63-83 12/21/92 A W 90-64 12/20/93 H  <b>Houston Baptist</b> <b>NU leads 2-0</b> W 65-58 11/14/14 H W 72-63 12/22/16 H  <b>Howard</b> <b>NU leads 1-0</b> W 77-51 12/20/07 H  <b>Hull House</b> <b>NU trails 1-0</b> L 17-34 3/20/11 H  <b>IPFW</b> <b>NU leads 1-0</b> W 73-49 2/11/06 H  <b>IUPUI</b> <b>NU leads 2-1</b> L 53-56 11/27/02 H W 63-61 11/22/13 H W 87-65 12/20/16 H	<b>Idaho State</b> <b>NU leads 1-0</b> W 84-60 12/16/91 H  <b>Illinois</b> <b>NU trails 145-43</b> L 13-18 3/7/08 H L 4-35 2/27/09 H L 15-26 2/25/11 H L 10-25 3/2/12 A L 19-30 3/9/12 H L 22-23 2/14/13 A W 20-18 3/15/13 H L 15-35 2/14/14 A W 23-21* 2/12/16 A W 25-17 2/29/16 H L 17-47 1/12/17 A L 12-21 3/2/17 H L 22-38 2/9/18 A W 29-14 3/2/18 H L 18-38 1/17/24 A L 35-36 3/4/24 H L 16-27 1/14/25 H L 20-30 2/12/25 A L 23-27 1/8/27 H L 32-46 2/16/27 A L 20-32 2/8/28 A W 39-31 3/1/28 H L 24-30 2/10/30 H W 34-32 2/22/30 A W 29-27 1/12/31 A L 28-35 2/16/31 H L 25-27 1/7/33 A W 30-27 1/21/33 H L 20-34 1/20/34 A W 32-25 2/19/34 H W 40-28 1/18/36 A L 38-39 2/17/36 H W 47-38 1/4/37 A L 26-32 3/6/37 H W 36-34 2/25/39 H L 33-35 2/12/40 A L 41-42* 1/18/41 H L 33-41 2/7/42 A L 49-63 2/28/42 C L 51-68 2/1/43 A L 44-86 2/27/43 C W 42-29 2/11/44 A L 47-50 2/25/44 C L 42-51 1/19/45 A W 57-45 2/24/45 C L 38-45 1/14/46 A W 48-43 2/16/46 C L 40-55 1/11/47 A L 51-52 2/22/47 C L 47-52 1/5/48 A L 43-60 2/28/48 C L 66-85 2/7/49 A L 64-81 2/26/49 C L 50-76 1/16/50 A L 52-69 3/4/50 C L 76-80 3/3/51 C L 74-95 3/3/52 A L 58-83 1/12/53 A L 70-86 3/9/53 H L 65-66 1/4/54 H L 82-84 3/1/54 A L 89-104 2/5/55 A L 69-81 3/5/55 H W 83-82 3/5/56 H L 97-104 2/11/57 A L 98-102* 2/1/58 A W 88-72 3/8/58 H W 88-79 2/7/59 H W 84-81 3/8/59 A L 79-92 12/29/59 N L 77-84 3/5/60 H W 78-72 2/18/61 A L 70-88 2/12/62 A L 68-73 3/10/62 H L 76-78 1/14/63 H
--	--	---	---	---





### SERIES HISTORY VS. OPPONENT

L	73-79	3/4/63	A	L	43-58	2/7/07	H	L	18-21	1/14/22	A	L	56-93	1/24/81	H	<b>Iowa</b>			
L	71-73	2/1/64	A	L	37-48	2/18/07	A	W	25-16	2/18/22	H	L	52-86	2/12/81	A	<b>NU trails 124-61</b>			
L	70-93	3/2/65	H	L	37-70	1/27/08	A	W	30-26	2/20/23	H	W	75-61	1/9/82	H	W	24-23	3/11/05	H
W	80-77	2/7/66	A	L	59-60	2/12/09	H	L	25-31	3/3/23	A	L	49-79	3/4/82	A	L	11-18	2/19/10	H
W	84-76	3/7/66	H	L	83-89*	12/30/09	A	L	24-39	1/25/24	H	L	73-78	1/26/83	D	L	6-35	3/5/10	A
W	104-96	1/10/67	H	W	73-68	1/23/10	H	L	13-30	2/12/24	A	L	65-74	2/19/83	A	L	10-17	1/28/11	A
L	83-93	2/4/67	A	L	63-88	1/6/11	A	L	31-39	1/18/26	H	L	44-57	1/26/84	A	L	18-27	2/18/11	H
W	78-71	2/10/68	H	W	71-70	2/5/11	H	L	28-34	3/2/26	A	W	63-51	2/18/84	H	W	29-12	1/16/13	H
L	61-62	2/24/68	A	L	57-56	1/4/12	H	L	24-36	1/17/27	H	L	50-77	1/10/85	A	W	19-11	3/1/13	A
L	77-82*	1/11/69	H	W	74-70	2/5/12	A	L	25-44	3/5/27	A	L	59-78	2/9/85	H	W	34-23	2/21/14	A
L	68-78	3/8/69	A	W	68-54	1/17/13	A	W	31-30	2/5/29	A	L	65-102	1/9/86	H	W	41-19	3/7/14	H
L	80-101	1/13/70	H	L	41-62	2/17/13	H	W	28-26	2/25/29	H	L	52-77	2/8/86	A	W	26-15	1/13/15	H
W	85-70	3/9/71	A	W	49-43	1/12/14	H	L	22-36	1/18/30	A	L	43-95	1/17/87	A	W	25-16	3/6/15	A
L	63-67	1/8/72	H	L	67-72	1/14/15	H	L	31-39	2/2/30	H	L	75-77	2/11/87	H	W	24-15	1/24/17	H
L	59-68	2/5/72	A	L	60-86	2/28/15	A	W	29-23	1/9/32	H	W	66-64	1/11/88	H	W	18-15	3/10/17	A
L	77-84	2/5/73	H	W	58-56	2/13/16	H	W	29-25	2/8/32	A	L	45-74	2/11/88	A	L	28-29	1/18/19	H
L	76-77	3/5/73	A	L	61-68	2/7/17	H	W	32-28	2/6/33	A	L	76-92	1/14/89	A	L	12-28	3/8/19	A
W	86-75	2/16/74	H	L	50-66	2/21/17	A	W	45-32	2/27/33	H	L	56-72	2/9/89	H	L	13-25	1/17/20	H
L	60-64	1/11/75	A	W	72-68*	12/1/17	R	L	32-36	2/23/35	A	L	63-77	1/11/90	H	L	23-27	2/27/20	A
W	51-47	2/8/75	H	W	68-66	1/6/19	H	W	40-22	3/2/35	H	L	75-98	2/10/90	A	L	14-20	3/14/21	H
L	69-74	1/10/76	A	L	76-81	3/3/19	A	L	24-27	1/11/36	A	L	58-99	1/5/91	A	L	17-33	3/28/21	A
L	55-61	2/7/76	H	L	69-74*	3/13/19	N	L	34-41	2/29/36	H	L	74-105	2/7/91	H	L	22-29	1/27/23	A
L	68-71	1/24/77	A	L	71-75	1/18/20	A	W	32-29	1/15/38	A	L	62-96	1/18/92	H	L	11-28	2/10/23	H
L	63-65	2/10/77	H	L	66-74	2/27/20	H	W	52-41	2/19/38	H	L	60-91	2/15/92	A	L	20-35	2/7/25	H
L	64-73	1/21/78	A	L	56-81	1/7/21	H	L	37-44	2/18/39	A	L	71-93	1/30/93	H	L	15-26	3/7/25	A
W	72-61	2/9/78	H	L	66-73	2/16/21	A	W	40-36	2/17/40	H	L	69-98	3/4/93	A	W	37-21	1/25/26	H
L	56-74	1/6/79	H	L	56-59	1/29/22	H	L	32-52	1/13/41	A	L	76-81	1/22/94	A	L	11-12	2/20/26	A
W	71-64	3/1/79	A	L	66-73	2/13/22	A	W	50-40	1/3/42	H	L	74-81	2/24/94	H	W	37-32	1/9/28	A
L	71-81	1/5/80	A	W	73-60	1/4/23	H	W	49-45	3/3/42	A	L	67-88	2/4/95	H	W	49-28	2/13/28	H
L	66-90	2/28/80	H	L	66-62	2/23/23	A	L	43-69	2/17/47	A	L	61-95	2/4/96	A	W	28-27	1/17/29	H
L	64-88	1/8/81	H	<b>Illinois Athletic Club</b>				W	47-42	2/21/48	C	L	63-66	1/15/97	H	W	38-33	3/2/29	A
L	76-98	3/7/81	A	<b>NU trails 2-0</b>				L	41-56	2/14/49	A	L	49-64	2/22/97	A	W	40-30	2/21/31	A
L	50-60	1/7/82	H	L	20-54	12/12/14	H	L	59-64	2/4/50	C	L	58-76	1/14/98	H	W	41-16	3/2/31	H
L	65-85	3/6/82	A	L	38-45	1/2/15	A	L	63-94	2/17/51	A	L	55-73	2/14/98	A	W	32-26	1/11/32	A
L	62-78	2/5/83	A	<b>Illinois Springfield</b>				L	85-96	2/16/52	H	L	78-81	1/13/99	A	L	25-30	2/13/32	H
W	58-55	2/10/83	D	<b>NU leads 1-0</b>				L	84-88	2/7/53	H	L	62-69*	2/13/99	H	L	28-41	1/6/34	A
L	52-71	2/4/84	H	L	90-50	12/20/21	H	L	88-90*	3/2/53	A	L	67-89	2/5/00	H	W	35-29	2/12/34	H
L	49-73	2/8/84	A	<b>Illinois State</b>				W	100-90*	2/13/54	H	L	54-78	2/14/01	A	L	35-38	1/12/35	H
L	43-55	1/19/85	H	<b>NU trails 3-2</b>				W	85-78	2/19/55	A	L	44-59	1/2/02	H	L	33-35	3/4/35	A
L	42-64	2/14/85	A	W	87-70	11/27/93	H	L	81-94	1/25/56	H	L	67-79	3/2/02	A	L	26-33	1/9/37	H
L	46-72	1/18/86	A	L	68-86	12/31/94	A	L	82-84	2/25/56	H	L	57-71	1/15/03	A	L	29-39	2/8/37	A
L	52-75	2/13/86	H	L	47-67	12/18/96	A	L	56-74	2/4/57	A	W	74-61	2/5/03	H	W	36-28	1/10/38	A
L	69-76	1/10/87	H	W	72-69*	11/24/12	N	L	74-87	2/16/57	H	L	62-73	1/17/04	A	L	25-26	2/21/38	H
L	43-72	2/5/87	A	L	64-68	11/17/13	H	L	65-68	1/4/58	A	W	63-59	2/25/04	H	W	27-25	2/4/39	H
L	48-79	1/23/88	A	<b>Illinois Wesleyan</b>				L	69-76	1/10/59	H	W	73-52	1/5/05	H	L	26-41	2/27/39	A
L	74-79	3/12/88	H	<b>NU leads 9-0</b>				W	61-57	1/4/60	H	L	55-77	3/5/05	A	W	39-29	2/24/40	H
L	70-75	1/19/89	H	W	104-71	11/30/79	H	L	58-76	2/1/60	A	L	63-72	2/1/06	A	W	43-34	3/4/40	A
L	69-86	2/11/89	A	W	71-57	12/9/81	H	L	78-90	2/4/61	A	L	65-69	2/28/07	H	L	41-52	1/20/41	A
L	78-85	1/13/90	H	W	63-54	12/5/83	H	W	60-58	2/27/61	H	L	63-75	2/3/08	A	W	45-36	3/1/41	H
L	75-88	2/14/90	A	W	79-62	11/24/85	H	L	71-72	1/29/62	H	L	82-85	2/23/08	H	L	44-46	2/14/42	H
L	59-73	2/4/91	A	W	80-58	12/6/86	H	W	100-87	2/2/63	A	W	77-75	1/28/09	H	W	52-33	2/13/43	H
L	81-91	3/2/91	H	W	100-61	11/28/88	H	W	79-65	1/6/64	H	W	75-53	2/25/09	A	W	52-50	2/15/43	H
W	46-43	2/1/92	H	W	81-72	11/24/89	H	L	68-76	3/9/64	A	L	78-61	2/7/10	H	L	39-45	3/3/44	A
L	65-92	2/26/92	A	W	84-62	11/23/90	H	L	73-86	1/9/65	A	L	80-88*	3/6/10	A	W	42-41	3/4/44	A
L	71-81	1/7/93	H	W	80-59	11/22/91	H	L	76-86	2/13/65	H	W	73-58	3/11/10	N	W	59-40	1/25/47	C
L	67-82	2/6/93	A	<b>Indiana</b>				W	83-82	2/19/66	A	W	93-81	1/9/11	H	L	54-57	2/2/48	A
L	53-81	1/12/94	A	<b>NU trails 120-56</b>				L	79-81	2/18/67	H	W	70-64	2/19/11	A	W	65-44	1/22/49	C
W	79-68	2/12/94	H	W	21-18	1/11/08	H	W	86-81	1/13/68	A	L	66-71	2/15/12	A	L	56-61	1/21/50	A
L	55-82	1/7/95	H	L	11-36	1/31/08	A	W	73-66*	2/27/68	H	L	59-67	1/20/13	H	W	73-70	1/13/51	H
L	57-99	3/8/95	A	L	16-12	1/16/09	H	L	70-87	1/14/69	A	W	54-47	1/18/14	A	L	55-73	2/5/51	A
L	62-74	1/27/96	H	L	22-29	1/23/10	H	W	91-88	2/15/69	H	L	56-61	2/22/14	H	L	64-78	1/14/52	A
L	62-93	2/14/96	A	L	10-18	2/12/10	A	L	78-80	2/3/70	A	W	72-65	2/25/15	H	L	68-77	3/1/52	H
L	58-70	2/5/97	A	L	19-33	2/24/11	H	W	75-66	2/28/70	H	L	56-71	3/12/15	N	L	68-69	1/19/53	A
L	44-59	1/10/98	H	L	12-41	3/11/11	A	L	90-101	1/9/71	H	L	57-89	1/23/16	A	L	78-93	2/28/53	H
L	57-69	2/18/98	A	W	26-21	2/1/13	H	L	74-97	2/27/71	A	W	68-55	1/29/17	H	L	52-65	1/25/54	A
W	59-46	1/9/99	A	W	27-18	2/15/13	A	L	67-72	3/7/72	H	L	62-63	2/25/17	A	W	93-73	1/22/55	H
L	63-69	2/17/99	H	W	49-33	1/17/14	H	L	65-83	2/3/73	A	L	46-66	1/14/18	A	L	65-70	2/11/56	H
L	30-63	2/19/00	H	W	40-16	2/13/14	A	L	67-72	1/14/74	A	L	66-68	12/1/18	A	L	68-86	2/27/56	A
L	44-73	3/4/00	A	W	30-22	1/16/15	A	L	53-82	1/26/74	H	W	73-66	1/22/19	H	W	70-63	1/21/57	H
L	49-63	1/17/01	H	L	25-31	2/6/15	H	L	56-82	1/18/75	H	L	62-66	1/8/20	A	L	66-74	2/23/57	A
L	59-84	2/2/01	A	W	40-26	2/19/16	A	L	58-82	2/15/75	A	W	74-67	12/23/20	A	W	82-80*	1/13/58	A
L	41-56	2/23/02	H	L	38-20	2/28/16	H	L	61-78	1/5/76	A	L	76-79	2/10/21	H	L	78-86	2/24/58	H
L	61-73	2/22/03	U	L	11-32	1/31/20	A	L	63-76	3/1/76	H	W	59-51	2/8/22	H	W	80-77	1/3/59	H
L	65-94	3/14/03	N	L	36-34	3/6/20	H	L	53-78	1/13/77	H	W	84-83	2/8/23	A	W	99-96*	1/24/59	A
W	70-60	1/14/04	H	L	10-31	1/17/21	A	L	54-69	2/26/77	A	W	64-62	2/15/23	H	L	59-73		



### SERIES HISTORY VS. OPPONENT

L	72-78	2/6/65	A	W	74-57	2/25/10	H	<b>Lake Forest</b>	W	94-81	12/30/88	N	W	67-61	12/5/21	A									
L	58-70	1/10/66	A	W	90-71	1/12/11	A	<b>Series tied 4-4</b>	W	85-65	12/9/89	N	L	87-94	1/12/22	H									
W	81-73	2/12/66	H	W	73-70	2/17/11	H	L	10-16	1/11/07	H	L	75-59	2/26/23	A										
W	90-88	1/21/67	H	W	83-64	2/9/12	H	L	13-25	2/20/09	H														
L	75-80	2/14/67	A	W	70-66	3/3/12	A	L	11-39	12/10/12	H														
W	76-67	1/6/68	H	L	70-50	1/13/13	H	W	40-18	1/6/14	H														
L	80-84*	2/11/69	A	L	57-71	2/9/13	A	W	46-12	3/3/14	H														
L	97-116	2/24/70	A	L	59-73	3/14/13	N	L	14-19	12/14/14	A														
L	101-115	3/7/70	H	L	67-93	1/9/14	A	W	21-15	1/16/17	H														
L	85-87	1/30/71	H	L	50-76	1/25/14	H	W	20-14	12/19/22	H														
L	64-78	3/2/71	A	W	67-62	3/13/14	N																		
L	67-76	1/11/72	A	W	66-61*	2/15/15	H	<b>Lamar</b>	<b>Loyola (Md.)</b>	<b>NU leads 3-0</b>	W	66-60	12/27/06	H	<b>Maryland-Eastern Shore</b>										
L	83-94*	2/19/73	H	L	52-69	3/7/15	A	<b>NU trails 1-0</b>	L	74-59	12/27/15	H	<b>NU leads 3-0</b>	W	54-40	11/29/97	H								
W	87-67	1/12/74	H	L	71-85	1/31/16	A	L	68-75	12/26/87	N	W	74-59	11/22/00	H	<b>Massachusetts</b>									
L	76-85	3/2/74	A	W	89-54	1/15/17	H	<b>Laporte</b>				W	79-75	11/10/17	R	<b>NU trails 1-0</b>									
L	73-75	1/2/75	H	L	70-77	2/25/18	A	<b>NU leads 1-0</b>								<b>UMass Lowell</b>									
L	58-65*	3/3/75	A	L	63-73	1/9/19	H	W	63-25	2/7/19	H					<b>NU leads 1-0</b>									
W	99-92*	1/19/76	H	L	79-80	2/10/19	A					<b>LSU</b>	<b>NU leads 3-1</b>	W	79-57	11/13/15	H								
L	68-81	2/16/76	A	L	62-75	1/14/20	H					L	51-79	12/21/53	A	<b>Mercer</b>									
L	74-76	1/22/76	A	L	72-87	12/29/20	A	<b>La Salle</b>				W	83-66	12/20/54	H	<b>NU leads 2-0</b>									
L	60-78	3/3/76	H	L	73-96	1/17/21	H	<b>NU trails 3-2</b>				W	98-86	12/30/65	N	W	30-21	1/3/25	H						
W	62-59	1/19/77	H	L	61-82	2/28/22	A	L	69-91	12/27/63	A	W	88-82	11/17/11	N	W	57-24	1/4/26	H						
L	74-76	2/16/77	A	L	76-112	3/10/22	N	L	44-62	12/4/99	H														
L	57-65	1/4/78	H	L	86-70	1/31/23	A	L	44-62	12/10/00	A														
L	64-95	3/3/78	A	W	80-60	2/19/23	H	L	82-74	11/18/17	N	<b>Maine</b>	<b>NU trails 1-0</b>	L	57-69	11/17/98	H	<b>Mercury Athletic Club</b>							
L	64-86	1/24/79	A					W	91-74	11/23/18	N	L	57-69	11/17/98	H	W	33-12	1/4/15	H						
L	58-60	2/16/80	H	<b>Iowa Pre-Flight</b>	<b>NU leads 1-0</b>	W	43-35	1/29/44	C			<b>Manhattan</b>	<b>NU trails 1-0</b>	L	77-80	12/30/61	C	<b>Merrimack</b>							
L	65-76	2/5/81	H	<b>NU leads 1-0</b>								L	77-80	12/30/61	C	L	88-89	11/8/19	H						
L	64-82	2/14/81	A																						
L	48-49	1/21/82	H	<b>Iowa State</b>	<b>Series tied 1-1</b>	L	54-64	12/19/49	A	<b>Lehigh</b>	<b>NU leads 2-0</b>	W	81-66	1/4/93	H										
L	49-62	2/11/82	A	<b>Series tied 1-1</b>		W	67-65	11/28/09	N	W	61-59	11/13/05	N												
L	57-66	1/13/83	D																						
L	50-63	3/3/83	A	<b>Jacksonville</b>	<b>NU leads 1-0</b>	L	54-64	12/19/49	A	<b>Lewis</b>	<b>NU leads 5-0</b>	W	50-22	1/17/12	H	<b>Marquette</b>	<b>Series tied 14-14</b>	L	18-31	3/7/21	A				
L	39-42	1/12/84	A	<b>NU leads 1-0</b>		W	67-65	11/28/09	N	W	50-22	1/17/12	H	W	53-22	12/13/27	H	W	61-59	11/28/06	H				
L	48-57	3/1/84	H							W	51-16	12/5/12	H	W	36-29	12/10/32	H								
L	47-66	1/24/85	A	<b>Kansas</b>	<b>NU trails 6-2</b>	W	67-59	12/14/99	H	W	52-16	12/18/13	H	L	24-26	3/2/33	A	<b>Miami (Ohio)</b>	<b>Series tied 1-1</b>	L	88-89	12/20/74	N		
W	78-58	2/23/85	H	<b>NU trails 6-2</b>						W	44-19	12/16/14	H	W	34-23	2/16/35	A	<b>Series tied 1-1</b>		W	55-46	11/25/14	N		
L	43-76	1/23/86	H							W	85-48	12/19/17	R	W	37-15	1/4/36	A								
L	45-76	2/22/86	A	<b>Kansas</b>	<b>NU trails 6-2</b>	W	54-53	2/3/51	H	<b>Liberty</b>	<b>NU leads 3-0</b>	W	37-34	2/6/37	H	W	37-34	2/6/37	H	<b>Michigan</b>	<b>NU trails 119-59</b>	W	21-11	1/26/18	A
L	44-80	1/3/87	A	<b>NU trails 6-2</b>		L	70-91	12/5/55	A	W	66-49	12/17/01	H	W	31-27	12/7/37	A	W	21-11	1/26/18	A				
L	76-103	3/5/87	H			L	67-87	12/3/56	A	W	69-53	11/24/09	H	L	26-36	2/2/39	H	W	18-14	2/23/18	H				
L	68-92	1/16/88	A			L	65-71	12/7/57	H	W	66-52	11/22/22	N	L	30-46	1/20/40	A	W	17-16	1/18/19	H				
L	74-91	2/24/88	H			L	67-76	12/5/59	H	<b>Long Beach State</b>	<b>NU leads 1-0</b>	W	58-44	12/16/44	N	W	58-44	12/16/44	N	L	22-24	3/1/19	A		
L	84-102	2/2/89	A			L	69-86	12/3/60	A	<b>NU leads 1-0</b>		W	64-35	12/15/45	H	W	64-35	12/15/45	H	C	13-31	1/22/21	H		
L	84-89	2/22/89	H			L	57-62	12/22/62	H	W	67-47	12/27/98	H	W	63-49	12/14/46	C	L	22-24	3/1/19	A				
L	80-98	2/3/90	A			W	58-55	12/5/64	A	<b>Long Island</b>	<b>NU leads 2-0</b>			W	68-38	1/19/48	H	L	19-29	3/6/22	A				
W	72-66	2/22/90	H							W	70-42	1/4/03	H	W	70-38	1/25/49	H	L	10-16	1/22/23	A				
L	66-82	2/2/91	A	<b>Kansas State</b>	<b>NU leads 2-1</b>	L	28-30	1/2/26	H	W	81-65	12/13/10	H	W	61-52	2/20/50	H	L	13-27	2/17/23	H				
L	76-79	3/7/91	H	<b>NU leads 2-1</b>		W	79-56	12/8/01	H	<b>Loras</b>	<b>NU leads 1-0</b>	L	85-89*	12/27/72	A	L	16-29	1/10/25	A	L	16-29	1/10/25	A		
L	71-78	1/22/92	H			W	59-55	11/30/02	A	W	69-50	11/26/84	H	L	67-80	12/27/67	N	L	16-17	2/9/25	H				
L	66-69	3/11/92	A							<b>Louisiana-Lafayette</b>	<b>NU leads 1-0</b>			L	85-89*	12/27/72	A	L	30-32	1/9/26	H				
L	63-75	2/20/93	H	<b>Kent State</b>	<b>NU trails 7-1</b>	L	60-71	12/15/62	A	<b>NU leads 1-0</b>				L	63-77	12/18/73	H	W	25-20	1/7/28	H				
L	50-56	3/8/93	A	<b>NU trails 7-1</b>		L	63-95	12/7/63	H					L	53-75	12/20/75	A	L	14-46	3/8/26	A				
L	76-86	1/23/94	H			L	75-86	12/11/65	A	<b>Marshall</b>	<b>NU trails 1-0</b>	L	53-66	12/31/76	H	W	25-20	1/7/28	H	L	27-45	2/25/28	A		
W	80-74	2/26/94	A			L	116-118	12/10/66	H	L	47-64	12/10/83	A	L	53-66	12/31/76	H	L	27-45	2/25/28	A				
L	77-116	2/9/95	A			L	100-115	12/1/70	H	W	44-53	12/6/84	H	L	47-64	12/10/83	A	L	20-32	1/5/29	A				
L	77-88	2/7/96	H			L	85-94	12/1/71	A	W	56-54	12/16/86	H	L	44-53	12/6/84	H	W	24-23	2/11/29	H				
L	55-72	1/2/97	A	<b>Kent State</b>	<b>NU trails 1-0</b>	L	70-97	11/30/74	A	W	66-77	12/19/87	A	W	56-54	12/16/86	H	W	27-22	1/10/31	H				
L	59-75	3/8/97	H	<b>NU trails 1-0</b>		W	89-77	12/1/75	H	<b>Louisiana-Lafayette</b>	<b>NU leads 1-0</b>	L	66-77	12/19/87	A	L	20-32	1/5/29	A	W	26-21	1/19/31	H		
L	57-91	1/3/98	A							W	52-51	12/28/01	N	L	60-94	12/3/94	A	L	16-29	1/10/25	A				
L	55-75	2/25/98	H	<b>Kentucky</b>	<b>NU trails 7-1</b>	L	60-71	12/15/62	A					L	53-66	12/31/76	H	W	21-20	1/16/32	H				
L	48-52	1/3/99	H	<b>NU trails 7-1</b>		L	63-95	12/7/63	H	<b>Marshall</b>	<b>NU trails 1-0</b>	L	53-66	12/31/76	H	W	21-20	1/16/32	H	W	30-26	2/22/32	A		
L	48-65	2/24/99	A			L	75-86	12/11/65	A	L	58-59	12/21/73	A	L	53-66	12/31/76	H	L	44-23	1/15/34	H				
L	58-52	1/5/00	A			L	116-118	12/10/66	H	<b>Louisville</b>	<b>NU leads 2-0</b>			L	53-66	12/31/76	H	W	29-25	2/26/34	A				
W	69-61	2/10/01	H			L	100-115	12/1/70	H	<b>NU leads 2-0</b>				L	53-66	12/31/76	H	L	11-19	1/21/35	A				
L	55-72	3/8/01	N			L	85-94	12/1/71	A	W	73-68	12/19/58	A	L	53-66	12/31/76	H	W	26-16	2/18/35	H				
L	60-70	1/9/02	A			L	70-97	11/30/74	A	W	88-83	12/9/67	C	L	53-66	12/31/76	H	L	31-34	1/11/37	A				
W	63-50	1/19/02	H			W	89-77	12/1/75	H	<b>Loyola (Ill.)</b>	<b>NU leads 11-8</b>			L	53-66	12/31/76	H	L	32-34	2/20/37	H				
L	63-68	1/8/03	H							W	42-27	1912-13	H	L	53-66	12/31/76	H	W	30-29	1/22/38	H				
L	61-77	3/8/03	A							L	82-88	12/28/63	N	L	53-66	12/31/76	H	L	22-30	3/7/38	A				
W	77-68	1/10/04	A							W	97-78	2/10/73	C	L	53-66	12/31/76	H	L	28-37	1/9/39	H				
W	51-49	3/3/04	H	<b>Knights of Columbus</b>	<b>NU leads 1-0</b>	L	85-94	12/1/71	A	W	81-78	12/31/77	H	L	53-66	12/31/76	H	L	26-32	3/6/39	A				
W	75-74*	1/16/05	H	<b>NU leads 1-0</b>		L	70-97	11/30/74	A	L	71-75	12/19/81	N	L	53-66	12/31/76	H	W	47-34	2/10/40	H				
L	54-64	2/12/05	A			W	89-77	12/1/75	H					L	53-66	12/31/76	H	L	34-39	2/26/40	A				
W	51-48	2/8/06	H							<b>Knox</b>	<b>NU leads 1-0</b>			W	72-64	3/10/17	N	W	45-34	1/25/41	H				
L	58-66	2/15/07	A																						





### SERIES HISTORY VS. OPPONENT

W	49-34	2/9/45	A	L	79-88	3/9/89	H	L	69-71	2/21/55	A	L	53-84	1/10/01	A	W	45-24	1/13/36	H
L	45-46*	2/16/45	C	L	79-86	1/25/90	H	L	93-96	2/20/56	A	L	58-74	1/24/01	H	L	29-30	1/20/36	A
W	60-41	1/12/46	H	L	69-94	2/24/90	A	L	63-77	2/2/57	H	W	61-49	2/6/02	H	L	23-36	1/18/37	H
L	37-56	1/19/46	A	L	68-79	1/17/91	A	L	78-83	1/18/58	H	L	51-64	2/15/03	A	L	33-34*	3/1/37	A
L	31-39	1/4/47	A	L	58-64	2/16/91	H	L	60-74	1/25/58	A	L	61-73	1/21/04	H	W	32-31	1/16/39	H
L	41-49	1/13/47	H	L	58-81	2/5/92	A	L	72-81	1/31/59	A	L	56-66	2/21/04	A	W	46-38	1/8/40	A
W	51-48	1/12/48	H	L	63-76	2/22/92	H	L	68-71	2/16/59	H	L	55-68	3/12/04	N	L	34-55	2/18/41	H
L	37-53	1/31/48	A	L	60-86	3/13/93	A	W	71-69	2/22/60	H	L	58-87	1/8/05	A	W	49-38	1/5/42	H
L	40-53	1/15/49	A	W	97-93*	3/12/94	H	W	77-62	1/21/61	A	L	58-69	3/2/05	H	L	42-61	3/7/42	A
L	46-54	2/5/49	C	L	70-92	1/14/95	H	W	71-70	1/27/62	A	L	66-77	2/4/06	H	L	46-47	1/25/43	A
L	44-59	2/6/50	A	L	64-81	3/1/95	A	W	71-64	2/26/62	H	L	45-66	1/10/07	A	W	57-32	2/5/44	C
W	76-53	2/25/50	C	L	51-83	1/6/96	A	L	68-80	1/19/63	A	L	57-62	3/8/07	N	W	52-33	1/12/45	H
W	67-64	1/8/51	A	L	50-77	3/6/96	H	W	100-83	3/9/63	H	L	62-78	1/24/08	H	L	37-43	2/17/45	A
W	60-56	2/10/51	H	L	57-75	1/4/97	H	W	93-86	2/8/64	H	L	55-70	2/9/08	A	A	72-49	2/8/46	H
W	59-57	1/21/52	A	L	76-93	3/5/97	A	L	97-107	2/29/64	A	L	66-77	1/3/09	H	W	52-50	2/18/46	A
L	69-71	2/9/52	H	L	67-74	2/5/98	A	A	76-75	1/23/65	A	W	70-63	1/21/09	A	L	61-63*	2/1/47	A
W	84-57	1/10/53	H	W	58-34	2/4/99	H	W	77-75	1/30/65	H	L	70-91	1/2/10	H	L	51-53	2/14/48	C
W	85-84	2/27/53	A	L	70-93	1/19/00	A	L	68-77	1/29/66	H	L	70-79	1/30/10	A	L	40-61	1/31/49	A
W	72-60	1/9/54	H	L	55-61*	2/26/00	H	L	66-79	3/11/67	A	L	62-65	1/3/11	H	W	60-53	1/9/50	C
W	84-73	2/15/54	A	L	65-72	1/27/01	H	L	62-75	1/20/68	A	L	67-71*	1/15/11	A	L	68-73	2/24/51	H
W	96-81	1/31/55	H	W	75-70	2/28/01	A	W	69-61	2/17/68	H	W	81-74	1/14/12	H	L	56-74	1/26/52	A
L	70-72	2/14/55	A	W	58-54	1/16/02	A	W	85-71	1/4/69	A	L	61-71	3/10/13	A	A	71-65	1/3/53	A
L	76-94	1/14/56	H	L	51-72	3/7/02	N	L	75-89	1/18/69	H	L	40-54	1/15/14	H	L	69-72	2/2/53	H
L	63-64	1/12/57	A	L	70-77	1/18/03	H	L	93-98	1/10/70	A	L	70-85	2/13/14	A	L	78-82	1/23/54	H
W	93-72	1/11/58	H	L	54-78	1/7/04	A	W	85-67	3/13/71	H	L	51-67	3/14/14	N	L	69-81	2/27/54	A
W	75-66	2/22/58	A	L	56-63	3/6/04	H	W	76-69*	1/18/72	H	L	77-84*	1/11/15	A	W	74-72	1/3/55	H
W	83-78	1/5/59	A	L	61-71	1/12/05	A	L	54-57	3/11/72	A	L	44-68	2/10/15	H	L	82-102	1/24/55	A
W	87-84	2/21/59	H	W	69-53	2/26/05	H	L	77-90	1/6/73	A	L	45-76	1/28/16	H	L	67-83	1/28/56	A
W	79-72	12/30/59	N	W	58-56	3/10/05	H	L	72-86	3/3/73	H	L	52-61	12/30/16	A	L	62-73	1/19/57	H
W	83-75	2/13/60	A	L	51-68	1/18/06	A	L	70-73	2/23/74	A	L	60-65	2/17/18	R	W	85-76	1/27/58	H
W	66-56	2/25/61	H	L	46-58	1/6/07	H	L	50-54	1/27/75	A	L	55-81	1/2/19	A	W	76-75	2/15/58	A
W	84-66	2/10/62	H	L	68-78	1/12/08	H	W	67-66	2/24/75	H	L	72-77	12/18/19	H	L	67-71	1/19/59	H
L	71-82	3/3/62	A	W	62-60	2/26/08	A	W	105-89	1/8/76	H	L	50-79	1/29/20	A	W	79-62	2/23/59	A
L	75-78	1/5/63	A	L	59-68	1/24/09	A	L	71-91	2/2/76	A	W	79-65	12/20/20	H	W	62-61	1/23/60	H
W	63-62	2/18/63	H	L	67-70*	2/15/09	H	W	70-68	1/8/77	A	L	67-73	1/2/22	H	W	66-64	2/8/60	A
L	73-85	1/4/64	A	W	68-62	1/10/10	A	W	66-58	1/27/77	H	W	64-62	1/15/22	A	L	54-66	1/16/61	A
L	68-90	1/16/65	H	W	67-52	2/2/10	H	L	63-67	1/14/78	H	W	70-63	12/4/22	A	L	59-66	1/28/61	H
L	86-93	1/15/66	H	W	74-60	1/18/11	H	L	56-66	2/23/78	A	L	64-73	2/17/62	A	L	64-73	2/17/62	A
L	92-105	3/5/66	A	L	66-75	2/9/11	A	A	83-65	1/27/79	H	W	71-66	2/23/63	H	W	71-66	2/23/63	H
W	93-73	1/7/67	A	L	64-66*	1/11/12	A	L	50-61	2/3/79	A	L	74-76	1/18/64	A	L	74-76	1/18/64	A
W	105-82	2/11/67	H	L	55-67*	2/21/12	H	W	65-61	1/10/80	H	L	82-76	1/25/64	H	W	82-76	1/25/64	H
L	79-83	3/2/68	A	L	66-94	1/3/13	H	W	75-73***	2/23/80	A	L	66-70	2/2/65	A	L	66-70	2/2/65	A
W	100-85	1/21/69	H	L	46-68	1/30/13	A	L	70-84	1/17/81	A	L	77-88	2/20/65	H	L	77-88	2/20/65	H
L	92-96	1/3/70	H	L	51-74	1/5/14	A	L	61-74	2/26/81	H	L	76-86	2/1/66	A	L	76-86	2/1/66	A
L	84-95	2/7/70	A	L	54-56	1/17/15	A	L	61-64	1/30/82	A	W	80-44	12/14/98	H	L	84-86	3/4/67	H
L	87-97	1/23/71	H	W	82-78**	3/3/15	H	W	48-43	2/6/82	H	W	70-61	3/16/11	H	W	77-71	1/16/68	H
L	81-82	2/6/71	A	L	63-72	2/24/16	A	W	62-51	1/8/83	D	L	80-85	2/13/68	A	L	80-85	2/13/68	A
L	79-83	1/22/72	A	L	70-72*	3/10/16	N	L	58-63	3/9/83	A	L	80-89	2/1/69	A	L	80-89	2/1/69	A
L	75-81	2/19/72	H	W	67-65	3/1/17	H	W	76-69	1/7/84	A	W	74-70	3/1/69	H	W	74-70	3/1/69	H
L	79-80	1/22/73	H	L	47-58	1/29/18	A	L	55-63	3/8/84	H	L	72-80	2/14/70	A	L	72-80	2/14/70	A
L	76-110	2/17/73	A	W	61-52	2/6/18	R	L	54-68	2/2/85	H	L	79-81	2/23/71	H	L	79-81	2/23/71	H
L	48-50	2/11/74	A	L	60-62	12/4/18	H	L	47-61	2/27/85	A	W	21-18	1/15/11	H	L	60-84	1/15/72	A
L	58-79	1/25/75	A	L	60-80	1/13/19	A	L	69-97	2/1/86	A	L	3-33	3/7/11	A	L	55-78	2/12/72	H
L	68-69	2/22/75	H	L	54-79	2/12/20	H	L	48-82	2/27/86	H	W	21-20	1/10/14	A	L	74-90	2/26/73	A
L	72-82	1/3/76	H	L	66-85	1/3/21	A	W	67-65	1/26/87	H	W	21-17	1/24/14	H	W	79-74	3/10/73	H
L	77-80	3/6/76	A	L	70-72	1/26/22	A	L	71-96	2/19/87	A	L	18-26	2/12/15	H	L	54-57	1/28/74	H
L	65-102	1/6/77	A	L	85-78	1/15/23	A	L	64-65	2/4/88	H	L	12-13	3/12/15	A	L	57-70	2/1/75	H
W	99-87	1/29/77	H	L	68-51	2/2/23	H	L	53-55	3/10/88	A	L	13-22	1/17/17	H	L	58-66	3/1/75	A
L	65-80	1/5/78	A	L	62-64	1/11/89	H	L	62-64	1/11/89	H	L	20-30	3/12/17	A	A	85-77	1/17/76	H
L	88-99	3/4/78	H	L	65-80	2/25/89	A	L	65-80	2/25/89	A	L	12-19	1/3/20	A	W	75-69	2/14/76	A
L	51-53	1/18/79	H	L	80-91	1/20/90	A	L	80-91	1/20/90	A	W	28-24	1/19/20	H	L	53-79 F	2/5/77	A
L	67-78	2/15/79	A	L	68-84	3/8/90	H	L	68-84	3/8/90	H	L	11-26	2/14/21	H	L	82-105 F	3/5/77	H
W	85-82***	1/26/80	H	L	59-66	1/12/91	A	L	59-66	1/12/91	A	L	13-29	3/12/21	A	L	58-69	1/28/78	H
L	57-70	2/2/80	A	L	53-55	2/14/91	H	L	53-55	2/14/91	H	L	13-28	1/14/22	A	L	69-80	2/4/78	A
L	52-77	1/29/81	H	L	61-78	1/15/92	A	L	61-78	1/15/92	A	W	21-9	2/20/22	H	L	58-60	1/13/79	A
W	74-70	2/21/81	A	L	55-72	3/5/92	H	L	55-72	3/5/92	H	L	16-24	2/23/24	A	L	71-73*	2/22/79	H
L	63-66	2/4/82	A	L	75-80	1/16/93	H	L	75-80	1/16/93	H	L	20-30	3/8/24	H	L	64-74	1/31/80	H
L	44-45	2/13/82	H	L	55-81	2/17/93	A	L	55-81	2/17/93	A	W	15-14	1/19/25	H	L	55-72	2/9/80	A
W	69-64	1/6/83	D	L	46-67	1/15/94	A	L	46-67	1/15/94	A	W	23-20	2/28/25	A	L	63-74	1/31/81	A
L	57-64	3/12/83	A	L	55-60	2/17/94	H	L	55-60	2/17/94	H	L	24-29	2/12/27	A	L	62-68	2/7/81	H
L	51-68	1/5/84	A	L	56-93	1/18/95	A	L	56-93	1/18/95	A	W	33-25	2/26/27	H	L	53-61	1/28/82	H
W	54-52*	3/10/84	H	W	68-46	12/23/49	C	L	60-83	2/25/95	H	W	25-22	1/30/28	H	L	66-76	2/18/82	A
L	52-76	1/31/85	H	L	62-67	1/6/51	H	L	54-68	1/24/96	A	W	41-36	2/18/28	A	L	53-68	1/22/83	A
L	66-87	3/2/85	A	L	48-52	2/12/51	A	L	57-75	2/17/96	H	W	32-27	1/11/30	A	A	83-66	2/25/83	D
L	45-82	1/30/86	A	L	49-82														





### SERIES HISTORY VS. OPPONENT

W 27-18	2/12/26	H	L 57-69	1/15/77	H	NOTE: Games in italics vacated by the NCAA	L 70-74	1/5/22	H	L 14-31	1/16/22	A							
L 22-36	2/27/26	A	W 83-72	2/24/77	A		L 60-67	2/25/22	A	L 19-32	1/23/22	H							
L 38-43	1/19/28	A	L 81-88	1/12/78	H		L 68-65	3/1/23	H	W 19-17	1/15/23	A							
W 43-21	3/5/28	H	L 76-103	2/25/78	A	<b>Oklahoma</b>	L 67-65	3/10/23	N	L 22-24	1923	H							
L 28-31	1/7/29	H	L 61-73	1/25/79	A	<b>NU trails 2-0</b>				L 16-34	2/12/24	A							
W 27-24	1/14/29	A	L 73-88	2/17/79	H	L 78-104	12/22/17	A	<b>Pennsylvania</b>	L 25-37	2/20/24	H							
W 35-22	1/24/31	H	L 63-75	1/12/80	H	L 69-76*	12/21/18	H	<b>NU trails 1-0</b>	L 35-38	1/16/26	A							
W 32-18	2/28/31	A	L 59-68	2/21/80	A				L 61-64	12/28/92	N	L 26-36	3/3/26	H					
W 25-24	1/23/32	H	L 69-81	1/15/81	A	<b>Oklahoma City</b>			<b>NU trails 2-0</b>	L 19-22	2/23/27	A	L 36-44	3/7/27	H				
W 26-19	2/29/32	A	W 69-64	2/28/81	H	<b>NU trails 1-0</b>	L 75-86	12/27/78	N	<b>Pepperdine</b>	L 30-46	1/12/29	A	L 30-46	1/12/29	A			
W 32-25	1/13/34	A	L 57-59*	1/23/82	A				L 56-57	1/8/00	H	W 35-30	2/16/29	H	L 22-39	1/13/30	H		
W 42-31	1/22/34	H	L 62-67	2/20/82	H	<b>Oregon</b>			L 53-55	12/16/00	A	L 16-29	2/26/30	A	L 33-48	2/20/32	A		
L 19-29	1/26/35	H	W 66-64	1/29/83	D	<b>NU trails 2-0</b>	L 81-85	12/20/55	A	<b>Pitt</b>	L 17-31	3/5/32	H	L 35-28	1/9/33	H			
L 29-41	2/11/35	A	L 55-71	2/17/83	A		L 74-82	12/30/64	N	<b>NU trails 11-10</b>	W 35-28	1/9/33	H	L 40-42	2/20/33	A			
L 30-33	2/15/37	A	L 51-72	1/28/84	A	<b>Oregon State</b>			L 34-39	12/17/27	H	L 40-42	2/20/33	A	L 31-33	1/14/34	A		
W 44-29	2/22/37	H	W 61-60	2/16/84	H	<b>NU trails 4-1</b>	L 58-69	12/31/51	A	W 30-24	12/14/28	H	L 24-38	3/9/34	H	L 27-31	2/15/36	A	
W 35-34	1/8/38	H	L 59-79	1/12/85	A		L 61-63	12/21/55	A	L 30-38	12/14/29	H	L 24-38	3/9/34	H	L 27-31	2/15/36	A	
L 36-41	2/28/38	A	L 60-63	2/7/85	H		L 65-67	12/29/64	N	W 31-22	12/16/32	H	L 24-38	3/9/34	H	L 27-31	2/15/36	A	
L 33-38	1/14/39	H	L 77-79*	1/11/86	H		W 72-67	12/26/75	N	L 23-27	12/16/33	H	L 24-38	3/9/34	H	L 27-31	2/15/36	A	
L 26-30	2/20/39	A	L 60-83	2/6/86	A		L 70-90	12/27/80	N	L 42-28	12/14/34	H	L 24-38	3/9/34	H	L 27-31	2/15/36	A	
L 31-32	1/15/40	A	L 59-87	1/12/87	A				W 38-30	12/13/35	H	L 24-38	3/9/34	H	L 27-31	2/15/36	A		
L 52-58	2/19/40	H	L 60-75	2/14/87	H	<b>Penn State</b>			W 37-28	12/11/36	H	L 24-38	3/9/34	H	L 27-31	2/15/36	A		
L 40-46	1/11/41	A	L 59-65	2/6/88	H	<b>NU trails 37-20</b>	W 41-17	12/31/28	H	L 22-27	12/10/37	H	L 24-35	1/7/39	A	L 27-31	2/15/36	A	
L 29-35	2/22/41	H	L 69-77	2/20/88	A		L 68-70	1/13/93	A	L 37-48	12/10/38	H	L 29-40	1940	H	L 27-31	2/15/36	A	
L 41-51	1/19/42	A	L 68-100	1/26/89	A		W 67-58	2/13/93	H	W 39-33	12/16/39	H	L 20-38	3/3/41	A	L 27-31	2/15/36	A	
W 63-54	3/6/43	A	W 70-69	2/18/89	H		L 75-80	1/29/94	H	W 48-28	12/21/40	H	L 41-50	2/9/42	A	L 27-31	2/15/36	A	
W 42-40	1/22/44	H	L 77-101	2/1/90	A		L 71-73	3/2/94	A	W 44-32	12/20/41	C	L 42-56	2/23/42	H	L 27-31	2/15/36	A	
L 46-53	1/13/45	A	L 86-95	3/3/90	H		L 51-79	1/21/95	A	W 39-37	12/16/46	H	W 67-40	2/6/43	C	L 27-31	2/15/36	A	
L 32-36	2/10/45	C	L 62-102	1/10/91	H		L 59-89	2/22/95	H	L 71-73	12/8/56	H	W 51-45	2/26/44	A	L 27-31	2/15/36	A	
L 41-47	1/28/46	A	L 64-96	2/9/91	A		L 74-83	1/13/96	H	W 57-55	12/3/62	A	L 48-52*	1/20/45	A	L 27-31	2/15/36	A	
L 46-53	2/23/46	C	L 52-60	1/11/92	H		L 62-78	2/28/96	A	L 76-90	12/28/88	N	L 49-59	2/2/45	C	L 27-31	2/15/36	A	
L 49-60	1/8/47	A	L 78-93	3/7/92	A		L 69-71	1/22/97	H	L 42-60	12/29/96	N	W 52-44	1/7/46	A	L 27-31	2/15/36	A	
L 42-62	2/28/47	C	L 70-81	2/10/93	H		L 55-61	2/15/97	A	L 59-72	11/27/19	N	W 63-54	2/1/46	C	L 27-31	2/15/36	A	
L 60-64	1/3/48	A	L 73-76	3/9/94	A		L 45-83	1/22/98	A	L 70-71	12/9/20	H	W 54-53	2/8/47	C	L 27-31	2/15/36	A	
W 47-45	2/9/48	H	W 76-71	2/1/95	H		L 68-69*	2/8/98	H	L 87-58	11/28/22	H	L 41-52	1/17/48	A	L 27-31	2/15/36	A	
L 56-68	1/8/49	A	L 70-66	2/11/95	A		W 62-60*	1/20/99	H	<b>Portland</b>			L 54-60	1/29/49	C	L 27-31	2/15/36	A	
W 62-50	2/19/49	C	L 71-72	1/17/96	A		W 71-67	2/6/99	A	<b>NU leads 1-0</b>	W 56-53	11/19/04	N	W 60-58*	1/7/50	A	L 27-31	2/15/36	A
L 51-61	1/14/50	A	L 69-82	2/24/96	H		W 54-44	3/4/99	N				W 97-79	1/27/51	H	L 27-31	2/15/36	A	
L 46-68	2/18/50	C	W 78-47	1/25/97	H		L 49-82	1/13/00	H	<b>Princeton</b>			W 84-83	2/26/51	A	L 27-31	2/15/36	A	
W 81-75	1/20/51	H	L 40-55	2/13/97	A		L 64-73	2/16/00	A	<b>NU leads 7-1</b>			W 85-83	1/12/52	H	L 27-31	2/15/36	A	
W 78-67	1/29/51	A	W 70-62	2/21/98	H		L 66-73	1/13/01	A	W 42-26	12/20/39	H	L 73-81	2/14/53	A	L 27-31	2/15/36	A	
W 75-70	1/5/52	H	L 49-59	1/20/99	A		W 62-61	2/21/01	H	W 34-23	1/4/41	H	L 63-78	1/16/54	A	L 27-31	2/15/36	A	
L 61-79	2/12/52	A	L 44-58	1/15/00	H		W 55-49	2/16/02	A	W 44-32	12/20/41	N	W 90-72	2/20/54	H	L 27-31	2/15/36	A	
L 70-82	12/29/52	A	L 49-69	2/23/00	A		W 85-79*	3/1/03	H	W 68-49	12/31/49	H	L 77-78	1/8/55	A	L 27-31	2/15/36	A	
W 82-73	1/26/53	H	L 56-73	1/3/01	A		L 61-63*	1/28/04	A	W 93-83	12/31/54	H	W 93-88*	1/17/55	H	L 27-31	2/15/36	A	
W 89-71	2/8/54	H	L 57-69	2/24/01	H		W 65-52	2/14/04	H	L 65-88	12/27/55	H	L 54-68	1/7/56	A	L 27-31	2/15/36	A	
L 90-91	1/29/55	A	L 48-55	1/12/02	H		W 57-52	3/11/04	N	W 64-62*	12/27/61	H	L 68-78	1/30/56	H	L 27-31	2/15/36	A	
L 42-91	1/23/56	A	L 57-58	2/2/02	A		L 62-65	1/22/05	A	W 72-68*	12/28/80	N	L 57-77	1/14/57	A	L 27-31	2/15/36	A	
L 72-83	2/13/56	H	L 52-65	2/1/03	A		W 54-39	2/19/05	H	<b>Prairie View A&amp;M</b>			L 77-81	1/28/57	H	L 27-31	2/15/36	A	
L 73-83	1/26/57	A	L 48-52	3/5/03	H		L 61-65	1/11/06	H	<b>NU leads 1-0</b>	W 61-51	12/11/22	H	L 72-84	2/3/58	A	L 27-31	2/15/36	A
L 70-84	3/2/57	H	L 64-72	2/4/04	A		L 55-68	2/25/06	A				L 63-65*	2/14/59	H	L 27-31	2/15/36	A	
W 78-76	2/10/58	H	L 52-65	1/29/05	H		L 42-60	3/7/06	H	<b>Providence</b>			L 70-75	2/20/60	H	L 27-31	2/15/36	A	
L 77-88	1/17/59	A	L 52-61	2/18/06	A		L 57-83	1/3/07	A	<b>NU trails 3-1</b>			W 68-66	2/27/60	A	L 27-31	2/15/36	A	
L 64-81	1/16/60	A	L 53-56	3/1/06	H		W 53-51	2/10/07	H	L 79-91	12/27/66	N	L 64-79	1/7/61	A	L 27-31	2/15/36	A	
L 58-77	2/6/60	H	L 41-73	1/17/07	A		L 68-79	1/2/08	H	L 52-53	12/30/81	N	W 64-62	1/23/61	H	L 27-31	2/15/36	A	
L 45-79	1/14/61	H	L 50-59	1/24/07	H		L 57-61	12/31/08	A	W 72-63	11/13/19	H	L 74-90	1/13/62	H	L 27-31	2/15/36	A	
L 65-89	2/13/61	A	L 51-62	1/6/08	A		L 70-81	2/17/10	H	L 72-77	11/22/21	N	W 96-82	1/26/63	H	L 27-31	2/15/36	A	
L 62-85	1/6/62	H	L 47-65	2/13/08	H		L 60-79	2/28/10	A				L 84-93	2/15/64	A	L 27-31	2/15/36	A	
L 61-97	2/3/62	A	W 72-69	2/18/09	H		L 41-65	2/13/11	A	<b>Purdue</b>			L 73-76	3/7/64	H	L 27-31	2/15/36	A	
L 70-72	1/28/63	A	L 47-52	3/8/09	A		L 52-66	2/24/11	H	<b>NU trails 131-49</b>			L 87-92	2/15/65	H	L 27-31	2/15/36	A	
L 45-50	2/25/63	H	L 56-76	1/19/10	A		W 68-56	1/11/12	H	W 32-12	1/24/08	H	W 111-97	1/8/66	H	L 27-31	2/15/36	A	
L 61-72	2/22/64	H	L 57-58	1/29/11	H		W 67-66	2/25/12	A	L 8-26	2/8/08	A	L 80-89	3/6/67	A	L 27-31	2/15/36	A	
L 87-100	2/2765	A	L 61-67*	3/11/11	N		W 70-54	1/10/13	A	L 13-23	1/22/09	H	W 82-74	1/27/68	H	L 27-31	2/15/36	A	
L 73-79	1/22/66	A	L 54-87	12/28/11	A		L 59-66	3/7/13	H	L 8-51	1/21/11	H	L 89-98	2/3/68	A	L 27-31	2/15/36	A	
W 78-77	2/26/66	H	L 73-75	2/29/12	H		L 32-59	3/6/14	H	L 12-30	1911	A	L 84-97	2/8/69	H	L 27-31	2/15/36	A	
W 100-77	1/28/67	H	L 59-69	2/14/13	A		W 60-39	2/21/15	H	L 10-31	1/20/12	A	L 68-107	2/22/69	A	L 27-31	2/15/36	A	
W 95-82	2/25/67	A	L 53-63	2/28/13	H		L 62-71	1/16/16	H	L 13-33	2/17/12	H	L 66-65	1/24/70	H	L 27-31	2/15/36	A	
L 67-87	2/20/68	A	L 60-76	2/19/14	A		W 71-61	3/3/16	A	W 20-18	1/29/16	H	L 74-82	1/12/71	A	L 27-31	2/15/36	A	
W 86-83	2/25/69	H	L 67-69	1/22/15	H		W 87-77	12/27/16	A	L 12-13	2/18/16	A	L 75-78	1/29/72	H	L 27-31	2/15/36	A	
L 67-93	1/17/70	A	L 56-65	1/6/16	H		L 63-78	1/5/18	A	W 23-22	1919	A	L 73-67	2/8/72	A	L 27-31	2/15/36	A	
L 64-68	1/31/70	H	L 63-71	2/9/16	A		W 70-61	1/20/18	R	W 32-27	2/17/19	H	L 72-87	1/13/73	H	L 27-31	2/15/36	A	
L 72-84																			







### SERIES HISTORY VS. OPPONENT

<b>UPR-Mayaguez</b>	W 35-29 12/7/34 H	W 51-35 12/7/13 H	L 44-45 1/27/47 A	W 75-71 2/19/94 A
<b>NU leads 1-0</b>	W 35-32 12/9/40 H	W 67-61 12/20/14 H	L 42-54 2/15/47 C	W 66-54 3/5/94 H
W 62-55 12/20/06 N			L 62-68 2/7/48 C	L 73-97 1/28/95 A
<b>USC</b>	<b>Wake Forest</b>	<b>Wheaton (Ill.)</b>	L 54-59 2/23/48 A	L 56-70 2/15/95 H
<b>NU trails 5-3</b>	<b>Series tied 1-1</b>	<b>NU leads 1-0</b>	L 52-56 2/12/49 C	W 62-52 1/20/96 H
W 22-20 12/11/31 H	W 65-58 11/28/16 H	W 41-39 12/14/06 H	L 46-57 2/21/49 A	W 82-71 2/21/96 A
L 44-48 12/21/46 C	L 73-77 11/30/21 A		L 59-66 2/11/50 C	L 53-65 1/29/97 A
L 46-52 12/20/47 C	<b>Washington</b>	<b>Whiting Owls</b>	L 53-67 2/27/50 A	L 44-56 2/8/97 H
W 38-35 12/23/48 A	<b>NU trails 6-2</b>	<b>NU trails 1-0</b>	L 56-68 1/15/51 A	L 33-56 1/17/98 A
L 62-81 12/28/59 A	L 60-83 12/29/51 A	L 34-36 2/8/19 A	L 58-74 1/15/52 H	W 47-39 2/11/98 H
L 63-75 12/27/65 A	W 75-69 12/22/58 H		L 56-78 1/17/53 H	L 49-57 1/16/99 H
L 44-85 12/29/99 A	L 60-79 12/21/59 A	<b>Whiting Red Crowns</b>	L 58-74 3/7/53 A	L 45-57 2/10/99 A
W 63-61 12/27/00 H	L 61-67 12/22/59 A	<b>NU trails 1-0</b>	L 47-64 1/11/54 A	L 46-62 3/1/00 H
	W 53-45 12/20/60 H	L 24-47 1/11/20 H	W 80-72 2/26/55 G	L 41-51 3/9/00 N
<b>UTEP</b>	L 81-86 12/19/69 N	<b>Wichita State</b>	L 55-79 2/4/56 H	L 37-59 2/18/01 A
<b>NU trails 1-0</b>	L 57-70 12/29/75 N	<b>NU trails 2-0</b>	L 70-76 3/3/56 A	W 69-60 1/30/02 H
L 54-58 12/2/77 N	L 55-76 3/16/12 A	L 60-78 12/5/60 A	W 75-54 1/5/57 H	L 44-73 2/9/02 A
		L 56-61 12/6/61 H	L 69-82 3/4/57 A	L 50-69 1/29/03 A
<b>U.S. Infantry</b>	<b>Washington (Mo.)</b>	<b>William &amp; Mary</b>	W 82-65 3/1/58 H	L 59-74 2/8/03 H
<b>NU leads 1-0</b>	<b>NU leads 2-0</b>	<b>Series tied 1-1</b>	W 86-82 2/28/59 A	W 69-51 2/7/04 H
W 34-15 1/5/22 H	W 39-17 12/19/31 H	W 103-78 12/29/89 N	W 77-69 1/11/60 A	L 58-73 2/2/05 A
	W 64-49 11/28/87 H	L 69-77 12/29/92 N	W 73-59 2/29/60 H	L 52-68 1/14/06 A
<b>Utah</b>	<b>Washington State</b>	<b>Wisconsin</b>	W 54-52 2/11/61 H	W 62-51 2/23/06 H
<b>Series tied 2-2</b>	<b>Series tied 3-3</b>	<b>NU trails 120-71</b>	L 61-75 3/4/61 A	L 50-56 1/13/07 H
L 69-88 12/23/71 A	W 41-29 12/14/39 H	L 9-55 1/8/10 A	L 64-65 2/24/62 H	L 52-69 2/3/07 A
L 63-73 12/29/80 N	L 64-71 12/28/51 N	L 11-39 2/26/10 H	L 65-78 2/16/63 A	L 50-62 1/19/08 A
W 77-44 12/21/06 N	W 70-65 12/28/64 N	L 9-29 1/14/11 H	W 76-63 1/11/64 H	L 52-65 3/13/08 H
W 79-57 11/25/18 N	W 77-61 12/23/68 H	L 11-23 3/8/11 A	L 72-64 2/11/64 A	L 45-74 1/7/09 A
	L 52-68 12/30/96 N	L 19-32 1/6/12 H	L 87-93 * 2/23/65 H	W 66-63 1/31/09 H
<b>Utah State</b>	L 66-69 * 3/23/11 A	L 12-46 2/24/12 A	L 76-88 3/6/65 H	L 50-60 1/13/10 H
<b>NU trails 1-0</b>	<b>West Aurora HS</b>	L 9-38 2/10/14 A	W 76-65 2/21/66 H	L 63-70 2/21/10 A
L 57-64 11/21/04 N	<b>NU leads 1-0</b>	L 26-33 2/17/14 H	L 62-90 2/28/66 A	L 46-78 1/23/11 H
	W 36-16 12/15/14 H	L 18-22 1/18/16 A	L 94-110 2/21/67 A	L 63-78 2/27/11 A
<b>Valparaiso</b>	<b>West Virginia</b>	L 21-24 3/11/16 H	W 91-82 2/28/67 H	L 57-77 1/18/12 A
<b>NU leads 9-2</b>	<b>Series tied 1-1</b>	L 21-29 * 1/8/17 H	W 77-75 3/9/68 H	L 41-69 2/20/13 H
W 91-64 12/16/67 H	W 118-109 ** 12/27/58 C	L 21-23 2/12/17 A	W 72-70 3/4/69 A	L 49-76 1/2/14 H
W 76-49 12/19/70 H	L 94-98 * 12/11/71 A	W 33-17 1/5/18 H	W 82-75 2/21/70 H	W 65-56 1/29/14 A
L 55-73 12/18/71 H	<b>Western Carolina</b>	L 18-26 3/7/18 A	W 87-82 3/3/70 A	L 58-81 1/4/15 H
L 76-94 12/16/72 A	<b>NU leads 1-0</b>	W 20-15 1/11/19 A	L 72-87 1/19/71 A	L 50-65 2/7/15 A
W 69-57 12/15/73 H	W 78-54 12/18/99 H	W 32-23 2/22/19 H	W 101-91 2/13/71 H	W 70-65 1/12/16 H
W 82-74 12/9/74 H	<b>Western Illinois</b>	W 13-12 1/3/21 H	W 90-82 3/4/72 A	A W 66-59 2/12/17 A
W 98-77 12/9/75 A	<b>NU leads 3-2</b>	L 10-22 2/12/21 A	W 74-73 1/27/73 H	L 48-76 3/11/17 N
W 80-66 12/10/77 H	W 95-85 12/23/70 H	L 9-21 1/9/22 H	L 53-87 1/5/74 A	A W 60-52 2/1/18 A
W 85-61 12/9/78 A	W 100-78 12/18/72 H	L 11-23 2/22/22 A	L 62-77 3/9/74 H	L 64-70 2/22/18 R
W 80-65 12/8/79 H	W 92-78 11/26/77 H	L 10-25 1/12/24 H	W 69-66 1/4/75 H	L 46-62 1/26/19 A
W 84-50 12/14/17 R	L 91-96 12/8/90 N	L 13-23 3/1/24 A	L 70-94 3/8/75 A	L 64-69 2/23/19 H
	L 48-80 12/21/94 A	W 27-35 1/23/26 A	A W 62-60 1/24/76 H	L 48-63 3/4/20 A
<b>Vanderbilt</b>	<b>Western Michigan</b>	W 36-26 2/16/26 H	W 90-77 2/21/76 A	L 52-68 1/20/21 A
<b>NU trails 4-2</b>	<b>NU leads 23-5</b>	L 18-28 1/15/27 H	L 60-61 1/20/77 A	L 51-68 2/21/21 H
L 58-59 12/23/65 H	W 38-26 12/19/36 H	L 24-25 1/22/27 A	W 98-88 2/19/77 H	L 76-82 1/18/22 H
L 92-116 12/21/66 A	W 61-39 12/8/41 H	L 23-37 2/18/29 A	W 93-85 1/26/78 A	A W 66-63 1/23/23 H
L 80-81 12/30/89 A	L 42-52 12/7/42 H	L 25-31 2/23/29 H	L 80-81 2/18/78 H	W 54-52 2/5/23 A
W 83-81 12/2/91 H	L 45-47 12/11/43 H	W 23-14 1/4/30 H	L 82-95 1/11/79 A	F—Game later forfeited by Wisconsin
L 66-86 12/3/92 A	W 68-54 12/23/44 H	L 22-29 2/15/30 A	L 70-72 2/24/79 H	<b>Wofford</b>
W 68-66 3/16/17 N	W 47-46 12/21/45 C	W 31-30 * 1/4/32 H	L 66-75 1/3/80 A	<b>NU leads 1-0</b>
	W 63-46 1/10/48 H	W 28-24 1/18/32 A	W 53-50 3/1/80 H	W 68-51 12/17/97 H
<b>Vermont</b>	W 51-52 12/4/48 H	W 40-22 1/16/33 H	W 50-48 1/10/81 H	<b>Wyoming</b>
<b>NU leads 1-0</b>	L 54-43 12/1/49 H	W 30-28 2/25/33 A	L 57-60 3/5/81 A	<b>NU leads 1-0</b>
W 64-42 11/25/00 H	W 64-62 12/2/50 H	L 9-16 1/7/35 A	W 61-55 1/14/82 A	W 79-77 12/28/56 N
	W 80-77 12/10/51 H	W 36-31 1/19/35 H	L 60-61 F 2/27/82 H	<b>Xavier</b>
<b>Virginia</b>	L 79-95 12/6/52 H	W 33-28 2/24/36 A	L 45-49 F 1/20/83 A	<b>NU trails 1-0</b>
<b>NU trails 3-0</b>	W 69-53 12/5/53 H	W 49-26 3/2/36 H	W 64-57 2/27/83 D	L 79-83 * 3/21/94 H
L 44-48 12/1/04 H	L 87-63 12/4/54 H	W 47-38 1/3/38 H	L 60-61 *F 1/19/84 H	<b>Yale</b>
L 57-72 11/30/05 A	L 67-72 12/3/55 H	W 27-23 2/12/38 A	L 47-54 F 2/26/84 A	<b>NU leads 3-2</b>
L 52-94 11/27/07 A	W 99-60 12/1/56 H	W 37-27 2/13/39 H	L 51-52 1/5/85 H	W 29-14 12/31/21 H
	W 97-78 12/2/57 A	W 47-44 3/2/40 A	L 53-61 3/9/85 A	L 13-34 1/5/24 H
<b>Virginia Commonwealth</b>	W 102-60 12/1/58 H	L 46-48 2/10/41 H	L 52-57 1/4/86 A	L 50-60 12/29/47 H
<b>NU leads 1-0</b>	W 80-66 12/1/59 H	L 46-49 1/17/42 C	L 68-70 3/9/86 H	W 76-57 12/26/53 H
W 78-73 11/14/01 N	W 73-72 12/1/60 H	W 65-67 1/9/43 C	L 57-62 1/31/87 H	A W 73-63 12/31/56 H
	W 61-56 12/2/61 A	W 56-54 2/22/43 A	L 59-76 3/1/87 A	<b>Youngstown State</b>
<b>Virginia Tech</b>	W 83-74 12/1/62 H	L 47-50 * 2/4/44 A	L 59-80 1/30/88 A	<b>NU leads 4-0</b>
<b>NU leads 1-0</b>	W 80-78 11/30/63 H	W 52-37 1/6/45 A	L 69-74 3/5/88 H	W 87-57 12/5/92 H
W 81-79 * 12/01/15 A	W 95-81 12/1/64 A	L 43-44 1/27/45 C	L 58-59 1/28/89 H	W 86-70 12/15/93 A
	W 77-75 * 12/9/06 H	W 56-34 1/26/46 C	L 60-72 2/15/89 A	W 71-62 12/13/94 H
<b>Wabash</b>	W 65-63 12/8/07 A	W 63-58 2/9/46 A	W 87-85 1/27/90 H	A W 67-61 11/28/95 H
<b>NU leads 6-1</b>			L 50-65 3/1/90 A	
L 31-39 12/11/26 H			L 57-74 1/24/91 H	
W 40-17 12/10/27 H			L 76-79 2/24/91 A	
W 35-20 12/8/28 H			L 67-69 1/8/92 A	
W 31-24 2/4/32 H			W 76-65 3/14/92 H	
W 24-23 2/5/34 H			L 87-101 2/3/93 A	
			W 100-89 3/6/93 H	



## YEAR-BY-YEAR RESULTS VS. RANKED OPPONENTS

### Overall Record vs. Ranked Opponents: 63-399

#### 1948-49

1/31	L	40-61	#5 Minnesota
2/7	L	66-85	#4 Illinois
2/26	L	64-81	#4 Illinois

#### 1949-50

1/9	W	60-53	#11 Minnesota
1/14	L	51-61	#15 Ohio State
2/4	L	59-64	#12 Indiana
2/18	L	46-68	#3 Ohio State

#### 1950-51

2/3	W	54-53	#17 Kansas
2/17	L	63-94	#6 Indiana
3/3	L	76-80	#6 Illinois

#### 1951-52

12/11	L	54-65	#14 Notre Dame
12/29	L	60-83	#3 Washington
1/7	L	49-82	#19 Michigan State
1/14	L	64-78	#4 Iowa
2/16	L	85-96	#20 Indiana
3/1	L	68-77	#7 Iowa
3/3	L	74-95	#2 Illinois

#### 1952-53

12/31	L	57-62	#19 Notre Dame
1/3	W	71-65	#9 Minnesota
1/12	L	58-83	#4 Illinois
2/7	L	84-88	#2 Indiana
3/2	L	88-90 (OT)	#1 Indiana
3/9	L	70-86	#13 Illinois

#### 1953-54

12/21	L	51-79	#14 LSU
1/4	L	65-66	#15 Illinois
1/23	L	78-82	#9 Minnesota
2/13	W	100-90 (OT)	#3 Indiana

#### 1954-55

12/4	L	69-79	#9 Notre Dame
1/3	W	74-72	#13 Minnesota
1/22	W	93-73	#19 Iowa
2/5	L	89-104	#10 Illinois
3/5	L	69-81	#17 Illinois

#### 1955-56

1/2	L	81-94	#13 Indiana
2/11	L	65-70	#17 Iowa
2/27	L	68-86	#10 Iowa
3/5	W	83-82	#7 Illinois

#### 1956-57

1/26	L	73-83	#12 Ohio State
2/11	L	97-104	#16 Illinois
2/16	L	74-87	#18 Indiana

#### 1957-58

12/26	L	68-71	#13 NC State
12/28	W	66-53	#18 Saint Louis
1/18	L	78-83	#18 Michigan State
1/25	L	60-74	#15 Michigan State

#### 1958-59

12/8	W	68-63	#11 N. Dame
12/20	L	64-78	#10 North Carolina
12/22	W	75-69	#19 Washington
12/27	W	118-109 (2OT)	#5 West Virginia
1/31	L	72-81	#8 Michigan State
2/14	L	63-65 (OT)	#20 Purdue
2/16	L	68-71	#9 Michigan State

#### 1959-60

12/29	L	79-92	#8 Illinois
1/4	W	61-57	#11 Indiana
1/16	L	64-81	#5 Ohio State
2/6	L	58-77	#4 Ohio State

#### 1960-61

1/14	L	45-79	#1 Ohio State
2/13	L	65-89	#1 Ohio State
3/11	L	62-63	#8 Iowa

#### 1961-62

1/6	L	62-85	#1 Ohio State
2/3	L	61-97	#1 Ohio State

#### 1962-63

12/26	W	62-61	#9 Stanford
1/14	L	76-78	#3 Illinois
2/25	L	45-50	#5 Ohio State
3/4	L	73-79	#6 Illinois

#### 1963-64

12/7	L	63-95	#9 Kentucky
12/10	L	66-75	#2 NYU
12/28	L	82-88	#1 Loyola (Ill.)
1/4	L	73-85	#5 Michigan

#### 1964-65

12/5	W	58-55	#18 Kansas
1/9	L	73-86	#2 Indiana
1/16	L	68-90	#2 Michigan
2/13	L	76-86	#8 Indiana
2/20	L	77-88	#9 Minnesota

#### 1965-66

12/23	L	58-59	#4 Vanderbilt
-------	---	-------	---------------

#### 1966-67

12/10	L	116-118	#3 Kentucky
12/21	L	92-116	#10 Vanderbilt
12/26	W	62-60	#8 St. John's

#### 1967-68

12/9	W	88-83	#3 Louisville
------	---	-------	---------------

#### 1968-69

1/11	L	77-82	#4 Illinois
1/24	L	67-81	#1 UCLA
2/8	L	84-97	#9 Purdue
2/22	L	68-107	#9 Purdue
2/25	W	86-83	#14 Ohio State
3/8	L	68-78	#20 Illinois

#### 1969-70

12/19	L	81-86	#20 Washington
1/13	L	80-101	#17 Illinois
2/24	L	97-116	#9 Iowa
3/7	L	101-115	#8 Iowa

#### 1970-71

12/1	L	100-115	#3 Kentucky
12/10	L	88-94	#6 Notre Dame
1/9	L	90-101	#12 Indiana
2/6	L	81-82	#20 Michigan
2/10	L	72-84	#20 Ohio State
3/6	L	67-68	#13 Ohio State

#### 1971-72

12/1	L	85-94	#10 Kentucky
12/27	L	83-85	#18 Hawaii
2/12	L	55-78	#19 Minnesota
2/26	L	74-76	#15 Ohio State
3/7	L	67-72	#20 Indiana

#### 1972-73

12/23	L	73-91	#7 Florida State
12/27	L	85-89 (OT)	#3 Marquette
2/3	L	65-83	#5 Indiana
2/26	L	74-90	#3 Minnesota
3/10	W	79-74	#3 Minnesota

#### 1973-74

12/6	L	74-98	#8 Notre Dame
12/18	L	63-77	#6 Marquette
1/5	L	53-87	#17 Wisconsin
1/14	L	67-72	#12 Indiana
1/26	L	53-82	#11 Indiana
2/11	L	48-50	#15 Michigan

#### 1974-75

11/30	L	70-97	#16 Kentucky
12/4	L	84-100	#13 Notre Dame
1/18	L	56-82	#1 Indiana
2/15	L	58-82	#1 Indiana

#### 1975-76

12/1	W	89-77	#7 Kentucky
12/20	L	53-75	#3 Marquette
12/29	L	57-70	#13 Washington
1/3	L	72-84	#17 Michigan
1/5	L	61-78	#1 Indiana
3/1	L	63-76	#1 Indiana
3/6	L	77-80	#11 Michigan

#### 1976-77

12/1	L	73-75 (OT)	#18 DePaul
12/7	L	78-105	#7 Notre Dame
12/10	L	64-78	#9 Arizona
12/31	L	53-66	#12 Marquette
1/6	L	65-102	#5 Michigan
1/29	W	99-87	#2 Michigan
2/3	L	85-92	#18 Purdue
2/5	L	53-79	#10 Minnesota
3/5	L	82-105	#9 Minnesota

#### 1977-78

12/7	L	44-88	#3 Notre Dame
12/20	L	95-101	#9 UNLV
1/14	L	63-67	#12 Michigan State
2/23	L	56-66	#10 Michigan State

#### 1978-79

11/29	L	67-97	#14 North Carolina
12/6	L	57-101	#3 Notre Dame
1/6	L	56-74	#4 Illinois
1/25	L	61-73	#10 Ohio State
1/27	W	83-65	#4 Michigan State
2/3	L	50-61	#14 Michigan State
2/17	L	73-88	#17 Ohio State
3/3	L	64-95	#11 Iowa

#### 1979-80

12/5	L	56-73	#4 Notre Dame
12/21	L	75-81	#6 DePaul
1/5	L	71-81	#20 Illinois
1/12	L	63-75	#3 Ohio State
1/17	L	63-68	#11 Purdue
1/19	L	72-81	#19 Indiana
2/7	L	69-83	#20 Indiana
2/14	W	57-54	#15 Purdue
2/16	L	58-60	#20 Iowa
2/21	L	59-68	#11 Ohio State

#### 1980-81

12/20	L	54-62	#1 DePaul
12/27	L	70-90	#4 Oregon State
12/29	L	63-73	#19 Utah
1/8	L	64-88	#12 Illinois
1/29	L	52-77	#17 Michigan
1/31	L	63-74	#19 Minnesota
2/5	L	65-76	#15 Iowa
2/12	L	52-86	#20 Indiana
2/14	L	64-82	#14 Iowa
2/21	W	74-70	#18 Michigan
3/7	L	76-98	#16 Illinois

#### 1981-82

1/21	L	48-49	#6 Iowa
1/28	L	53-61	#10 Minnesota
2/11	L	49-62	#5 Iowa
2/18	L	66-76	#8 Minnesota

#### 1982-83

1/13	L	57-66	#12 Iowa
1/22	L	53-68	#16 Minnesota
1/26	L	73-78	#2 Indiana
2/12	W	66-55	#18 Purdue
2/17	L	55-71	#20 Ohio State
2/19	L	65-74	#2 Indiana

#### 1983-84

2/1	L	44-52	#16 Purdue
2/4	L	52-71	#8 Illinois
2/8	L	49-73	#8 Illinois
2/11	L	56-66	#11 Purdue
2/18	W	63-51	#17 Indiana

#### 1984-85

12/19	L	55-76	#2 Duke
12/22	L	56-61	#5 DePaul
1/10	L	50-77	#11 Indiana
1/19	L	43-55	#11 Illinois
1/31	L	52-76	#10 Michigan
2/14	L	42-64	#17 Illinois
2/23	W	78-58	#14 Iowa
3/2	L	66-87	#3 Michigan

#### 1985-86

12/19	L	67-70	#18 DePaul
12/30	L	55-78	#3 Duke
1/16	L	64-85	#19 Purdue
1/30	L	45-82	#9 Michigan
2/8	L	52-77	#18 Indiana
2/27	L	48-82	#17 Michigan State
3/1	L	64-86	#10 Michigan

#### 1986-87

12/22	L	54-72	#17 DePaul
12/30	L	55-106	#20 Duke
1/3	L	44-80	#3 Iowa
1/8	L	67-85	#6 Purdue
1/10	L	69-76	#12 Illinois
1/17	L	43-95	#4 Indiana
2/5	L	43-72	#14 Illinois
2/7	L	60-86	#7 Purdue
2/11	L	75-77	#2 Indiana
3/5	L	76-103	#6 Iowa

#### 1987-88

12/5	L	57-79	#13 Duke
1/6	L	69-92	#11 Michigan
1/11	W	66-64	#15 Indiana
1/14	L	64-80	#8 Purdue
1/16	L	68-92	#17 Iowa
1/23	L	48-79	#13 Illinois
2/11	L	45-74	#19 Indiana
2/24	L	74-91	#13 Iowa
2/27	L	51-69	#2 Purdue
3/2	L	67-105	#10 Michigan
3/12	L	74-79	#19 Illinois

#### 1988-89

12/3	L	62-86	#1 Duke
1/7	L	66-94	#7 Michigan
1/19	L	70-75	#2 Illinois
1/26	L	68-100	#17 Ohio State
2/2	L	84-102	#9 Iowa
2/9	L	56-72	#13 Indiana
2/11	L	69-86	#7 Illinois
2/18	W	70-69	#16 Ohio State
2/22	L	84-89	#14 Iowa
3/9	L	79-88	#8 Michigan

#### 1989-90

12/2	L	77-103	#7 Duke
1/11	L	63-77	#13 Indiana
1/13	L	78-85	#8 Illinois
1/18	L	75-97	#22 Minnesota
1/25	L	79-86	#7 Michigan
2/5	L	60-67	#10 Purdue
2/10	L	75-98	#25 Indiana
2/14	L	75-88	#15 Illinois
2/17	L	72-90	#17 Minnesota
2/24	L	69-94	#7 Michigan
3/8	L	68-84	#7 Michigan State

#### 1990-91

1/5	L	58-99	#5 Indiana
1/10	L	62-10	





## YEAR-BY-YEAR RESULTS VS. RANKED OPPONENTS

<b>1991-92</b>	1/24 L 58-74	#3 Michigan State	1/26 L 70-81	#16 Minnesota	1/29 L 50-79	#14 Michigan State
1/11 L 52-60	2/2 L 59-84	#6 Illinois	1/29 L 57-58	#1 Ohio State	2/15 L 61-77	#13 Penn State
1/15 L 61-78	2/10 W 69-61	#14 Iowa	2/27 L 63-78	#12 Wisconsin	2/18 L 67-76	#7 Maryland
1/18 L 62-96	2/18 L 37-59	#19 Wisconsin	3/11 L 61-67 (OT)	#1 Ohio State	3/4 L 48-63	#24 Wisconsin
2/5 L 58-81	<b>2001-02</b>		<b>2011-12</b>		3/7 W 80-69	#20 Penn State
2/15 L 60-91	1/9 L 60-70	#13 Iowa	12/4 L 41-69	#7 Baylor		
2/22 L 63-76	1/19 W 63-50	#17 Iowa	12/22 L 79-87	#23 Creighton	<b>2020-21</b>	
3/5 L 55-72	2/2 L 57-58	#25 Ohio State	12/28 L 54-87	#2 Ohio State	12/20 W 79-65	#4 Michigan State
3/7 L 78-93	2/23 L 41-56	#16 Illinois	1/11 L 64-66 (OT)	#13 Michigan	12/26 W 71-70	#23 Ohio State
	3/2 L 67-79	#25 Indiana	1/14 W 81-74	#6 Michigan State	12/29 L 72-87	#10 Iowa
			2/15 L 66-71	#18 Indiana	1/3 L 66-85	#16 Michigan
<b>1992-93</b>			2/21 L 55-67 (OT)	#11 Michigan	1/7 L 56-81	#12 Illinois
1/16 L 75-80	<b>2002-03</b>		2/29 L 73-75	#10 Ohio State	1/13 L 71-81	#21 Ohio State
1/29 L 73-83	1/15 L 57-71	#18 Indiana			1/17 L 73-96	#5 Iowa
1/30 L 71-93	2/22 L 61-73	#20 Illinois	<b>2012-13</b>		1/20 L 52-68	#10 Wisconsin
2/20 L 63-75	3/14 L 65-94	#13 Illinois	1/3 L 66-94	#2 Michigan	2/6 L 70-75	#24 Purdue
2/27 W 62-59			1/6 L 51-69	#9 Minnesota	2/13 L 50-64	#25 Rutgers
3/4 L 69-98	<b>2003-04</b>		1/17 W 68-54	#23 Illinois	2/16 L 66-73	#5 Illinois
3/8 L 50-56	1/14 W 70-60	#25 Illinois	1/20 L 59-67	#2 Indiana	2/21 L 51-68	#21 Wisconsin
3/13 L 60-86	2/7 W 69-51	#14 Wisconsin	1/23 W 55-48	#12 Minnesota		
	2/28 L 56-66	#23 Illinois	1/30 L 46-68	#1 Michigan	<b>2021-22</b>	
			2/14 L 59-69	#13 Ohio State	1/2 L 67-73	#10 Michigan State
<b>1993-94</b>			2/20 L 41-69	#19 Wisconsin	1/9 L 87-95	#13 Ohio State
1/5 L 67-68	<b>2004-05</b>		2/28 L 53-63	#16 Ohio State	1/15 W 64-62	#10 Michigan State
1/8 L 65-73	12/1 L 44-48	#24 Virginia	3/10 L 61-71	#10 Michigan State	1/18 L 76-82	#8 Wisconsin
1/22 L 76-81	1/8 L 58-87	#20 Michigan State			1/23 L 60-80	#4 Purdue
2/5 L 65-79	1/15 L 66-78	#1 Illinois	<b>2013-14</b>		1/29 L 56-59	#24 Illinois
2/9 L 81-98	1/26 W 75-74 (OT)	#23 Iowa	11/29 L 79-95	#19 UCLA	2/13 L 66-73	#13 Illinois
2/12 W 79-68	2/2 L 58-73	#19 Wisconsin	1/2 L 49-76	#4 Wisconsin	2/16 L 64-70	#5 Purdue
2/19 W 75-71	2/23 L 48-84	#14 Michigan State	1/9 L 67-93	#20 Iowa	2/28 L 61-82	#24 Iowa
2/24 L 74-81	3/2 L 58-69	#14 Michigan State	1/12 W 49-43	#23 Illinois	3/10 L 76-112	
3/12 W 97-93 (OT)	3/11 L 51-68	#1 Illinois	1/15 L 40-54	#4 Michigan State		
			1/25 L 50-76	#10 Iowa	<b>2022-23</b>	
<b>1994-95</b>			1/29 W 65-56	#14 Wisconsin	11/23 L 42-43	#13 Auburn
1/18 L 56-93	<b>2005-06</b>		2/13 L 70-85	#9 Michigan State	12/4 W 70-63	#20 Michigan State
2/18 L 57-94	1/14 L 52-68	#21 Wisconsin	2/19 L 60-76	#24 Ohio State	1/8 W 84-83	#15 Indiana
2/25 L 60-83	1/21 L 47-58	#7 Illinois			2/12 W 64-58	#1 Purdue
	2/1 L 63-72	#22 Indiana	<b>2014-15</b>		2/15 W 64-62	#14 Indiana
	2/4 L 66-77	#12 Michigan State	12/6 L 56-65	#23 Butler	3/18 L 63-68	#7 UCLA
	2/8 W 51-48	#18 Iowa	1/4 L 58-81	#4 Wisconsin		
<b>1995-96</b>	2/15 L 47-63	#14 Illinois	1/25 L 67-68	#13 Maryland		
1/6 L 51-83	2/18 L 52-61	#12 Ohio State	2/7 L 50-65	#5 Wisconsin		
1/10 L 51-67	3/1 L 53-56	#9 Ohio State				
1/13 L 74-83 (OT)			<b>2015-16</b>			
2/7 L 77-88	<b>2006-07</b>		11/23 L 69-80	#9 North Carolina		
2/28 L 62-78	1/13 L 50-56	#3 Wisconsin	1/2 L 59-72	#4 Maryland		
3/2 L 56-79	1/17 L 41-73	#7 Ohio State	1/9 L 56-62 (OT)	#7 Maryland		
	1/24 L 50-59	#5 Ohio State	1/23 L 57-89	#25 Indiana		
	2/3 L 52-69	#2 Wisconsin	1/28 L 45-76	#12 Michigan State		
<b>1996-97</b>			1/31 L 71-85	#3 Iowa		
1/4 L 57-75	<b>2007-08</b>		2/16 L 61-71	#17 Purdue		
1/15 L 63-66	11/15 L 60-71	#20 Stanford				
2/1 L 56-75	1/19 L 50-62	#17 Wisconsin	<b>2016-17</b>			
2/22 L 49-64	1/24 L 62-78	#10 Michigan State	11/21 W 77-58	#22 Texas		
	2/3 L 63-75	#11 Indiana	2/1 L 59-80	#23 Purdue		
<b>1997-98</b>	2/9 L 55-70	#11 Michigan State	2/12 W 66-59	#7 Wisconsin		
1/3 L 57-91	2/16 L 56-71	#19 Purdue	2/15 L 64-74	#23 Maryland		
1/24 L 45-80	2/23 L 82-85	#15 Indiana	3/5 L 65-69	#16 Purdue		
1/31 L 66-72 (OT)	3/1 L 43-68	#16 Purdue	3/10 W 72-64	#25 Maryland		
2/5 L 67-74	3/8 L 52-65	#10 Wisconsin	3/11 L 48-76	#24 Wisconsin		
2/18 L 57-69			3/18 L 73-79	#2 Gonzaga		
	<b>2008-09</b>					
<b>1998-99</b>	1/3 L 66-77	#10 Michigan State	<b>2017-18</b>			
1/3 L 48-52	1/3 L 66-77	#10 Michigan State	12/22 L 78-104	#17 Oklahoma		
1/6 W 58-55	1/15 L 61-63	#19 Purdue	1/17 L 65-71	#22 Ohio State		
1/13 L 78-81	1/18 W 74-65	#18 Minnesota	1/29 L 47-58	#24 Michigan		
1/16 L 49-57	1/21 W 70-63	#7 Michigan State	2/6 W 61-52	#20 Michigan		
1/27 W 54-50	2/12 L 59-60	#22 Illinois	2/17 L 60-65	#2 Michigan State		
1/30 L 48-65	3/4 W 64-61	#19 Purdue				
2/10 L 45-57			<b>2018-19</b>			
2/13 L 62-69 (OT)	<b>2009-10</b>		12/4 L 60-62	#5 Michigan		
2/20 L 49-59	11/18 L 54-67	#11 Butler	1/2 L 55-81	#8 Michigan State		
2/24 L 48-65	11/27 W 72-58	#23 Notre Dame	1/13 L 60-80	#2 Michigan		
3/5 L 59-61	1/2 L 70-91	#11 Michigan State	1/29 L 52-70	#21 Maryland		
	1/13 L 50-60	#13 Wisconsin	2/10 L 79-80	#20 Iowa		
<b>1999-00</b>	1/16 W 72-64	#6 Purdue	2/23 L 64-69	#22 Wisconsin		
1/15 L 44-58	1/19 L 56-76	#21 Ohio State	3/9 L 57-70	#11 Purdue		
1/22 L 45-69	1/30 L 70-79	#5 Michigan State				
1/27 L 29-59	2/21 L 63-70	#14 Wisconsin	<b>2019-20</b>			
2/5 L 67-89	3/12 L 61-69	#6 Purdue	12/18 L 72-77	#15 Michigan State		
2/23 L 49-69			1/18 L 71-75	#24 Illinois		
3/4 L 44-73	<b>2010-11</b>		1/21 L 66-77	#17 Maryland		
	12/31 L 69-82	#12 Purdue				
<b>2000-01</b>	1/3 L 62-65	#18 Michigan State				
12/27 W 63-61	1/6 L 63-88	#20 Illinois				
1/10 L 53-84	1/23 L 46-78	#18 Wisconsin				
1/17 L 49-63						



# RESULTS BY RANKED OPPONENT

<b>Arizona</b>	L	70-75	1/19/89	#2	L	63-75	2/3/08	#11	L	53-75	12/20/75	#3				
<b>NU trails 1-0</b>	L	69-86	2/11/89	#7	L	82-85	2/23/08	#15	L	53-66	12/31/76	#12				
L	64-78	12/10/76	#9	L	78-85	1/13/90	#8	L	66-71	2/15/12	#18					
Auburn	W	75-88	2/14/90	#15	L	59-67	1/20/13	#2	<b>Maryland</b>							
<b>NU trails 1-0</b>	L	79-68	2/12/94	#24	L	57-89	1/23/16	#25	<b>NU trails 7-1</b>							
L	42-43	11/23/22	#13	L	57-69	2/18/98	#23	W	84-83	1/8/23	#15	L	67-68	1/25/15	#13	
<b>Baylor</b>	L	44-73	3/4/00	#25	L	49-63	1/17/01	#11	W	64-62	2/15/23	#14	L	59-72	1/2/16	#4
<b>NU trails 1-0</b>	L	59-84	2/2/01	#6	L	49-63	1/17/01	#11	L	56-62 (OT)	1/19/16	#7	L	64-74	2/15/17	#23
L	41-69	12/4/11	#7	L	51-84	2/23/02	#16	L	64-74	2/15/17	#23	W	72-64	3/10/17	#25	
<b>Butler</b>	W	61-73	2/22/03	#20	L	65-94	3/14/03	#13	L	52-70	1/29/19	#21	L	66-77	1/21/20	#17
<b>NU trails 2-0</b>	W	70-60	1/14/04	#25	L	56-66	2/28/04	#23	L	67-76	2/18/20	#7				
L	54-67	11/18/09	#11	L	66-78	1/15/05	#1	L	65-70	2/11/56	#17	<b>Michigan</b>				
L	56-65	12/6/14	#23	L	48-84	2/23/05	#1	L	68-86	2/27/56	#10	<b>NU trails 32-4</b>				
<b>Creighton</b>	L	51-68	3/11/05	#1	L	47-58	1/21/06	#7	L	62-63	3/11/61	#8	L	73-85	1/4/64	#5
<b>NU trails 1-0</b>	L	47-63	2/15/06	#14	L	47-63	2/15/06	#14	L	97-116	2/24/70	#9	L	68-90	1/16/65	#2
L	79-87	12/22/11	#23	L	59-60	2/12/09	#22	L	101-115	3/7/70	#8	L	81-82	2/6/71	#20	
<b>DePaul</b>	W	63-88	1/6/11	#20	L	63-88	1/6/11	#20	L	64-95	3/3/79	#11	L	45-50	2/11/74	#15
<b>NU trails 6-0</b>	W	68-54	1/17/13	#23	L	56-66	2/28/04	#23	L	58-60	2/16/80	#20	L	72-82	1/3/76	#17
L	73-75 (OT)	12/1/76	#18	W	49-43	1/12/14	#23	L	65-76	2/5/81	#15	L	77-80	3/6/76	#11	
L	75-81	12/21/79	#6	L	71-75	1/18/20	#24	L	64-82	2/14/81	#14	L	65-102	1/6/77	#5	
L	54-62	12/20/80	#1	L	56-81	1/7/21	#12	L	48-49	1/21/82	#6	W	99-87	1/29/77	#2	
L	56-61	12/22/84	#5	L	66-73	2/16/21	#5	L	49-62	2/11/82	#5	L	52-77	1/29/81	#17	
L	67-70	12/19/85	#18	L	56-59	1/29/22	#24	L	57-66	1/13/83	#12	W	74-70	2/21/81	#18	
L	54-72	12/22/86	#17	L	66-73	2/13/22	#13	W	78-58	2/23/85	#14	L	52-76	1/31/85	#10	
<b>Duke</b>	L	55-76	12/19/84	#2	<b>Indiana</b>				L	76-103	3/5/87	#6	L	66-87	3/2/85	#3
<b>NU trails 6-0</b>	L	55-78	12/30/85	#3	<b>NU trails 52-6</b>				L	68-92	1/16/88	#17	L	45-82	1/30/86	#9
L	55-106	12/30/86	#20	L	59-64	2/4/50	#12	L	74-91	2/24/88	#13	L	64-86	3/1/86	#10	
L	57-79	12/5/86	#13	L	63-94	2/17/51	#6	L	84-102	2/2/89	#9	L	69-92	1/6/88	#11	
L	62-86	12/3/87	#1	L	85-96	2/16/52	#20	L	84-89	2/22/89	#14	L	67-105	3/2/88	#10	
L	77-103	12/2/89	#7	L	84-88	2/7/53	#2	L	63-75	2/20/93	#20	L	66-94	1/7/89	#7	
<b>Florida State</b>	L	73-91	12/23/72	#7	L	88-90 (OT)	3/2/53	#1	L	50-56	3/8/93	#17	L	79-88	3/9/89	#8
<b>NU trails 1-0</b>	L	73-91	12/23/72	#7	W	100-90 (OT)	2/13/54	#3	L	77-88	2/7/96	#19	L	79-86	1/25/90	#7
<b>Gonzaga</b>	L	73-79	3/18/17	#2	L	81-94	1/2/56	#13	L	57-91	1/3/98	#14	L	69-94	2/24/90	#7
<b>NU trails 1-0</b>	L	73-79	3/18/17	#2	L	74-87	2/16/57	#18	L	48-52	1/3/99	#21	L	58-81	2/5/92	#15
<b>Hawaii</b>	L	83-85	12/27/71	#18	W	61-57	1/4/60	#11	L	48-65	2/24/99	#18	L	63-76	2/22/92	#20
<b>NU trails 1-0</b>	L	83-85	12/27/71	#18	L	73-86	1/9/65	#2	W	69-61	2/10/01	#14	W	97-93 (OT)	3/12/94	#8
<b>Illinois</b>	L	66-85	2/7/49	#4	L	76-86	2/13/65	#8	L	60-70	1/9/02	#13	L	51-83	1/6/96	#21
<b>NU trails 52-5</b>	L	64-81	2/26/49	#4	L	90-101	1/9/71	#12	W	75-74 (OT)	1/26/05	#23	L	57-75	1/4/97	#8
L	76-80	3/3/51	#6	L	67-72	3/7/72	#20	W	51-48	2/8/06	#18	L	67-74	2/5/98	#18	
L	74-95	3/3/52	#2	L	65-83	2/3/73	#5	L	67-93	1/9/14	#20	L	64-66 (OT)	1/11/12	#13	
L	58-83	1/12/53	#4	L	67-72	1/14/74	#12	L	50-76	1/25/14	#10	L	55-67 (OT)	2/21/12	#11	
L	70-86	3/9/53	#13	L	53-82	1/26/74	#11	L	71-85	1/31/16	#3	L	66-94	1/3/13	#2	
L	65-66	1/4/54	#15	L	56-82	1/18/75	#1	L	79-80	2/10/19	#20	L	46-68	1/30/13	#1	
L	89-104	2/5/55	#10	L	58-82	2/15/75	#1	L	72-87	12/29/20	#10	L	47-58	1/29/18	#24	
L	69-81	3/5/55	#17	L	61-78	1/5/76	#1	L	73-96	1/17/21	#5	W	61-52	2/6/18	#20	
W	83-82	3/5/56	#7	L	63-76	3/1/76	#1	L	61-82	2/28/22	#24	L	60-62	12/4/18	#5	
L	97-104	2/11/57	#16	L	72-81	1/19/80	#19	L	76-112	3/10/22	#24	L	60-80	1/13/19	#2	
L	79-92	12/29/59	#8	L	69-83	2/7/80	#20	<b>Kansas</b>				L	66-85	1/3/21	#16	
L	76-78	1/14/62	#3	L	52-86	2/12/81	#20	<b>NU leads 2-0</b>								
L	73-79	3/4/63	#6	L	73-78	1/26/83	#2	W	54-53	2/3/51	#17	<b>Michigan State</b>				
L	77-82	1/11/69	#4	L	73-78	2/19/83	#2	W	58-53	12/5/64	#18	<b>NU trails 40-6</b>				
L	68-78	3/8/69	#20	W	63-51	2/18/84	#17	<b>Kentucky</b>				L	49-82	1/7/52	#19	
L	80-101	1/13/70	#17	L	50-77	1/10/85	#11	<b>NU trails 5-1</b>				L	78-83	1/18/58	#18	
L	56-74	1/6/79	#4	L	52-77	2/8/86	#18	L	63-95	12/7/63	#9	L	60-74	1/25/58	#15	
L	71-81	1/5/80	#20	L	43-95	1/17/87	#4	L	116-118	12/10/66	#3	L	72-81	1/31/59	#8	
L	64-88	1/8/81	#12	W	75-77	2/11/87	#2	L	100-115	12/1/70	#3	L	68-71	2/16/59	#9	
L	76-98	3/7/81	#16	L	66-64	1/11/88	#15	L	85-94	12/1/71	#10	L	63-67	1/14/78	#12	
L	52-71	2/4/84	#8	L	45-74	2/11/84	#19	L	70-97	11/30/74	#16	L	56-66	2/23/78	#10	
L	49-73	2/8/84	#8	L	56-72	2/9/89	#13	W	89-77	12/1/75	#7	W	83-65	1/27/79	#4	
L	43-55	1/19/85	#11	L	63-77	1/11/90	#13	<b>Louisville</b>				L	50-61	2/3/79	#14	
L	42-64	2/14/85	#17	L	75-98	2/10/90	#25	<b>NU leads 1-0</b>				L	48-82	2/27/86	#17	
L	69-76	1/10/87	#12	L	58-99	1/5/91	#5	W	88-83	12/9/67	#3	L	68-84	3/8/90	#7	
L	43-72	2/5/87	#14	L	74-105	2/7/91	#4	<b>Loyola (Ill.)</b>				L	61-78	1/15/92	#11	
L	48-79	1/23/88	#13	L	62-96	1/18/92	#5	<b>NU trails 1-0</b>				L	55-72	3/5/92	#13	
L	74-79	3/12/88	#19	L	60-91	2/15/92	#4	L	82-88	12/28/63	#1	L	75-80	1/16/93	#23	
				L	71-93	1/30/93	#2	<b>LSU</b>				L	56-93	1/18/95	#12	
				L	69-98	3/4/93	#2	<b>NU trails 1-0</b>				L	60-83	2/25/95	#12	
				L	76-81	1/22/94	#8	L	51-79	12/21/53	#14	L	66-72 (OT)	1/31/98	#22	
				L	74-81	2/24/94	#12	<b>Marquette</b>				L	48-65	1/30/99	#8	
				L	63-66	1/15/97	#17	<b>NU trails 4-0</b>				L	59-61	3/5/99	#2	
				L	49-64	2/22/97	#24	L	85-89 (OT)	12/27/72	#3	L	45-69	1/22/00	#10	
				L	78-81	1/13/99	#23	L	63-77	12/18/73	#6	L	29-59	1/27/00	#9	
				L	62-69 (OT)	2/13/99	#17					L	53-84	1/24/01	#3	
				L	67-89	2/5/00	#11					L	58-87	1/8/05	#20	
				L	67-79	3/2/02	#25					L	58-69	3/2/05	#14	
				L	57-71	1/15/03	#18					L	66-77	2/4/06	#12	
				L	63-72	2/1/06	#22					L	62-78	1/24/08	#10	



## RESULTS BY RANKED OPPONENT

L 55-70	2/9/08	#11	L 64-81	1/16/60	#5	L 45-80	1/24/98	#12	L 45-57	2/10/99	#15
L 66-77	1/3/09	#10	L 58-77	2/6/60	#4	W 54-50	1/27/99	#14	L 37-59	2/18/01	#19
W 70-63	1/21/09	#7	L 45-79	1/14/61	#1	L 56-71	2/16/08	#19	W 69-51	2/7/04	#14
L 70-91	1/2/10	#11	L 65-89	2/13/61	#1	L 43-68	3/1/08	#16	L 58-73	2/2/05	#19
L 70-79	1/30/10	#5	L 62-85	1/6/62	#1	L 61-63	1/15/09	#19	L 52-68	1/14/06	#21
L 62-65	1/3/11	#18	L 61-97	2/3/62	#1	W 64-61	3/4/09	#19	L 50-56	1/13/07	#3
W 81-74	1/14/12	#6	L 45-50	2/25/63	#5	W 72-64	1/16/10	#6	L 52-69	2/3/07	#2
L 61-71	3/10/13	#10	W 86-83	2/25/69	#14	L 61-69	3/12/10	#6	L 50-62	1/19/08	#17
L 40-54	1/15/14	#4	L 72-84	2/20/71	#20	L 69-82	12/31/10	#12	L 52-65	3/8/08	#10
L 70-85	2/13/14	#9	L 67-68	3/6/71	#13	L 61-71	2/16/16	#17	L 50-60	1/13/10	#13
L 45-76	1/28/16	#12	L 74-76	2/26/72	#15	L 59-80	2/1/17	#23	L 63-70	2/21/10	#14
L 60-65	2/17/18	#2	L 61-73	1/25/79	#10	L 65-69	3/5/17	#16	L 46-78	1/23/11	#18
L 55-81	1/2/19	#8	L 73-88	2/17/79	#17	L 57-70	3/9/19	#11	L 63-78	2/27/11	#12
L 72-77	12/18/19	#15	L 63-75	1/12/80	#3	L 70-75	2/6/21	#24	L 41-69	2/20/13	#19
L 50-79	1/29/20	#14	L 59-68	2/21/80	#11	L 60-80	1/23/22	#4	L 49-76	1/2/14	#4
W 79-65	12/20/20	#4	L 55-71	2/17/83	#20	L 64-70	2/16/22	#5	W 65-56	1/29/14	#14
L 67-73	1/2/22	#10	L 68-100	1/26/89	#17	W 64-58	2/12/23	#1	L 58-81	1/4/15	#4
W 64-62	1/15/22	#10	W 70-69	2/18/89	#16				L 50-65	2/7/15	#5
W 70-63	12/4/23	#20	L 62-102	1/10/91	#4				W 66-59	2/12/17	#7
			L 64-96	2/9/91	#3				L 48-76	3/11/17	#24
<b>Minnesota</b>			L 52-60	1/11/92	#7	<b>Rutgers</b>			L 64-69	2/23/19	#22
<b>NU trails 18-7</b>			L 78-93	3/7/92	#5	<b>NU trails 1-0</b>			L 48-63	3/4/20	#24
L 40-61	1/31/49	#5	L 49-59	2/20/99	#11	L 50-64	2/13/21	#25	L 52-68	1/20/21	#10
W 60-53	1/9/50	#11	L 44-58	1/15/00	#17				L 51-68	2/21/21	#21
W 71-65	1/3/53	#9	L 49-69	2/23/00	#6	<b>Saint Louis</b>			L 76-82	1/18/22	#8
L 78-82	1/23/54	#9	L 57-58	2/2/02	#25	<b>NU leads 1-0</b>					
W 74-72	1/3/55	#13	L 52-61	2/18/06	#12	W 66-53	12/28/57	#18			
L 77-88	2/20/65	#9	L 53-56	3/1/06	#9						
L 55-78	2/12/72	#19	L 41-73	1/17/07	#7	<b>St. John's</b>					
L 74-90	2/26/73	#3	L 50-59	1/24/07	#5	<b>NU leads 1-0</b>					
W 79-74	3/10/73	#3	L 56-76	1/19/10	#21	W 62-60	12/26/66	#8			
L 53-79	2/5/77	#10	L 57-58	1/29/11	#1						
L 82-105	3/5/77	#9	L 61-67 (OT)	3/11/11	#1	<b>Stanford</b>					
L 63-74	1/31/81	#19	L 54-87	12/28/11	#2	<b>Series tied 1-1</b>					
L 53-61	1/28/82	#10	L 73-75	2/29/12	#10	W 62-61	12/26/62	#9			
L 66-76	2/18/82	#8	L 59-69	2/14/13	#13	L 60-71	11/15/07	#20			
L 53-68	1/22/83	#16	L 53-63	2/28/13	#16						
L 75-97	1/18/90	#22	L 60-76	2/19/14	#24	<b>Texas</b>					
L 72-90	2/17/90	#17	L 65-71	1/17/18	#22	<b>NU leads 1-0</b>					
L 65-73	1/8/94	#19	W 71-70	12/26/20	#23	W 77-58	11/21/16	#22			
L 65-79	2/5/94	#22	L 71-81	1/13/21	#21						
L 56-75	2/1/97	#6	L 87-95	1/9/22	#13	<b>UCLA</b>					
W 58-55	1/6/99	#16				<b>NU trails 3-0</b>					
W 74-65	1/18/09	#18	<b>Oklahoma</b>			L 67-81	1/24/69	#1			
L 70-81	1/26/11	#16	<b>NU trails 1-0</b>			L 79-95	11/29/13	#19			
L 51-69	1/6/13	#9	L 78-104	12/22/17	#17	L 63-68	3/18/23	#7			
W 55-48	1/23/13	#12									
			<b>Oregon State</b>			<b>UNLV</b>					
<b>NC State</b>			<b>NU trails 1-0</b>			<b>NU trails 1-0</b>					
<b>NU trails 1-0</b>			L 70-90	12/27/80	#4	L 95-101	12/20/77	#9			
L 68-71	12/26/57	#13									
			<b>Penn State</b>			<b>USC</b>					
<b>North Carolina</b>			<b>NU trails 3-1</b>			<b>NU Leads 1-0</b>					
<b>NU trails 3-0</b>			L 74-83 (OT)	1/13/96	#20	W 63-61	12/27/00	#16			
L 64-78	12/20/58	#10	L 62-78	2/28/96	#12						
L 67-97	11/29/78	#14	L 61-77	2/15/20	#13	<b>Utah</b>					
L 69-80	11/23/15	#9	W 80-69	3/7/20	#20	<b>NU trails 1-0</b>					
						L 63-73	12/29/80	#19			
			<b>Purdue</b>								
<b>Notre Dame</b>			<b>NU trails 32-7</b>			<b>Vanderbilt</b>					
<b>NU trails 10-2</b>			L 63-65 (OT)	2/14/59	#20	<b>NU trails 2-0</b>					
L 54-65	12/11/51	#14	L 84-97	2/8/69	#9	L 58-59	12/23/65	#4			
L 57-62	12/31/52	#19	L 68-107	2/22/69	#9	L 92-116	12/21/66	#10			
L 69-79	12/4/54	#9	L 85-92	2/3/77	#18						
W 68-63	2/8/58	#11	L 63-68	1/17/80	#11	<b>Virginia</b>					
L 88-94	12/10/70	#6	W 57-54	2/14/80	#15	<b>NU trails 1-0</b>					
L 74-98	12/6/73	#8	W 66-55	2/12/83	#18	L 44-48	12/1/04	#24			
L 84-100	12/4/74	#13	L 44-52	2/1/84	#16						
L 78-105	12/7/76	#7	L 56-66	2/11/84	#11	<b>Washington</b>					
L 48-88	12/7/77	#3	L 64-85	1/16/86	#19	<b>NU trails 3-1</b>					
L 57-101	12/6/78	#3	L 67-85	1/8/87	#6	L 60-83	12/29/51	#3			
L 56-73	12/5/79	#4	L 60-86	2/7/87	#7	W 75-69	12/22/58	#19			
W 72-58	11/27/09	#23	L 64-80	1/14/88	#8	L 81-86	12/19/69	#20			
			L 51-69	2/27/88	#2	L 57-70	12/29/75	#13			
<b>NYU</b>			L 60-67	2/5/90	#10						
<b>NU trails 1-0</b>			L 73-83	1/29/93	#14	<b>West Virginia</b>					
L 66-75	12/10/63	#2	W 62-59	2/27/93	#17	<b>NU leads 1-0</b>					
			L 67-68	1/5/94	#10	W 118-109 (2OT)	12/27/58	#5			
<b>Ohio State</b>			L 81-98	2/9/94	#10						
<b>NU trails 42-3</b>			L 57-94	2/18/95	#25	<b>Wisconsin</b>					
L 51-61	1/14/50	#15	L 51-67	1/10/96	#22	<b>NU trails 24-4</b>					
L 46-68	2/18/50	#3	L 56-79	3/2/96	#5	L 53-87	1/5/74	#17			
L 73-83	1/26/57	#12				W 75-71	2/19/94	#24			
						L 49-57	1/16/99	#17			





## RESULTS VS. RANKING

### VS Ranked #1

<b>NU trails 19-1</b>			
3/2/53	L	88-90 (OT)	#1 Indiana
1/14/61	L	45-79	#1 Ohio State
2/13/61	L	65-89	#1 Ohio State
1/6/62	L	62-85	#1 Ohio State
2/3/62	L	61-97	#1 Ohio State
12/28/63	L	82-88	#1 Loyola (Ill.)
1/24/69	L	67-81	#1 UCLA
1/18/75	L	56-82	#1 Indiana
2/15/75	L	58-82	#1 Indiana
1/5/76	L	61-78	#1 Indiana
3/1/76	L	63-76	#1 Indiana
12/20/80	L	54-62	#1 DePaul
12/3/88	L	62-86	#1 Duke
1/15/05	L	66-78	#1 Illinois
2/23/05	L	48-84	#1 Illinois
3/11/05	L	51-68	#1 Illinois
1/29/11	L	57-58	#1 Ohio State
3/11/11	L	61-67 (OT)	#1 Ohio State
1/30/13	L	46-68	#1 Michigan
2/12/23	W	64-58	#1 Purdue

### VS Ranked #2

<b>NU trails 21-1</b>			
3/3/52	L	74-95	#2 Illinois
2/7/53	L	84-88	#2 Indiana
12/10/63	L	66-75	#2 NYU
1/9/65	L	73-86	#2 Indiana
1/16/65	L	68-90	#2 Michigan
1/29/77	W	99-87	#2 Michigan
1/26/83	L	73-78	#2 Indiana
2/19/83	L	73-78	#2 Indiana
12/19/84	L	55-76	#2 Duke
2/11/87	L	75-77	#2 Indiana
2/27/88	L	51-69	#2 Purdue
1/19/89	L	70-75	#2 Illinois
1/30/93	L	71-93	#2 Indiana
1/30/93	L	71-93	#2 Indiana
3/5/99	L	59-61	#2 Michigan State
2/3/07	L	52-69	#2 Wisconsin
12/28/11	L	54-87	#2 Ohio State
1/3/13	L	66-94	#2 Michigan
1/20/13	L	59-67	#2 Indiana
3/18/17	L	73-79	#2 Gonzaga
2/17/18	L	60-65	#2 Michigan State
1/13/19	L	60-80	#2 Michigan

### VS Ranked #3

<b>NU trails 20-3</b>			
2/18/50	L	46-68	#3 Ohio State
12/29/51	L	60-83	#3 Washington
2/13/54	W	100-90 (OT)	#3 Indiana
1/14/62	L	76-78	#3 Illinois
12/10/66	L	116-118	#3 Kentucky
12/9/67	W	88-83	#3 Louisville
12/11/70	L	100-115	#3 Kentucky
12/27/72	L	85-89 (OT)	#3 Marquette
2/26/73	L	74-90	#3 Minnesota
3/10/73	W	79-74	#3 Minnesota
12/20/75	L	53-75	#3 Marquette
12/7/77	L	44-88	#3 Notre Dame
12/6/78	L	57-101	#3 Notre Dame
1/12/80	L	63-75	#3 Ohio State
3/2/85	L	66-87	#3 Michigan
12/30/85	L	55-78	#3 Duke
1/3/87	L	44-80	#3 Iowa
2/9/91	L	64-96	#3 Ohio State
3/13/93	L	60-86	#3 Michigan
1/10/01	L	53-84	#3 Michigan State
1/24/01	L	53-84	#3 Michigan State
1/13/07	L	50-56	#3 Wisconsin
1/31/16	L	71-85	#3 Iowa

### VS Ranked #4

<b>NU trails 19-2</b>			
2/7/49	L	66-85	#4 Illinois
2/26/49	L	64-81	#4 Illinois
1/14/52	L	64-78	#4 Iowa
1/12/53	L	58-83	#4 Illinois
2/6/60	L	58-77	#4 Ohio State
12/23/65	L	58-59	#4 Vanderbilt

1/11/69	L	72-82 (OT)	#4 Illinois
1/6/79	L	56-74	#4 Illinois
1/27/79	W	83-65	#4 Michigan State
12/5/79	L	56-73	#4 Notre Dame
12/27/80	L	70-90	#4 Oregon State
1/17/87	L	43-95	#4 Indiana
1/10/91	L	62-102	#4 Ohio State
2/7/91	L	74-105	#4 Indiana
2/15/92	L	60-91	#4 Indiana
1/2/14	L	49-76	#4 Wisconsin
1/15/14	L	40-54	#4 Michigan State
1/4/15	L	58-81	#4 Wisconsin
1/2/16	L	59-72	#4 Maryland
12/20/20	W	79-65	#4 Michigan State
1/23/22	L	60-80	#4 Purdue

### VS Ranked #5

<b>NU trails 19-1</b>			
1/31/49	L	40-61	#5 Minnesota
12/27/58	W	118-109 (2OT)	#5 W. Virginia
1/16/60	L	64-81	#5 Ohio State
2/25/63	L	45-50	#5 Ohio State
1/4/64	L	73-85	#5 Michigan
2/3/73	L	65-83	#5 Indiana
1/6/77	L	65-102	#5 Michigan
2/11/82	L	49-62	#5 Iowa
12/22/84	L	56-61	#5 DePaul
1/5/91	L	58-99	#5 Indiana
1/18/92	L	62-96	#5 Indiana
3/7/92	L	78-93	#5 Ohio State
3/2/96	L	56-79	#5 Purdue
1/24/07	L	50-59	#5 Ohio State
1/30/10	L	70-79	#5 Michigan State
2/7/15	L	50-65	#5 Wisconsin
12/4/18	L	60-62	#5 Michigan
1/17/21	L	73-96	#5 Iowa
2/16/21	L	66-73	#5 Illinois
2/16/22	L	64-70	#5 Purdue

### VS Ranked #6

<b>NU trails 13-3</b>			
2/17/51	L	63-94	#6 Indiana
3/3/51	L	76-80	#6 Illinois
3/4/63	L	73-79	#6 Illinois
12/10/70	L	88-94	#6 Notre Dame
12/18/73	L	63-77	#6 Marquette
12/21/79	L	75-81	#6 DePaul
1/21/82	L	48-49	#6 Iowa
1/8/87	L	67-85	#6 Purdue
3/5/87	L	76-103	#6 Iowa
2/1/97	L	56-75	#6 Minnesota
2/23/00	L	49-69	#6 Ohio State
2/2/01	L	59-84	#6 Illinois
1/16/10	W	72-64	#6 Purdue
3/12/10	L	61-69	#6 Purdue
1/14/12	W	81-74	#6 Michigan State

### VS Ranked #7

<b>NU trails 17-4</b>			
3/1/52	L	68-77	#7 Iowa
3/5/56	W	83-82	#7 Illinois
12/23/72	L	73-91	#7 Florida State
12/1/75	W	89-77	#7 Kentucky
12/7/76	L	78-105	#7 Notre Dame
2/7/87	L	60-86	#7 Purdue
1/7/89	L	66-94	#7 Michigan
2/11/89	L	69-86	#7 Illinois
12/2/89	L	77-103	#7 Duke
1/25/90	L	79-86	#7 Michigan
2/24/90	L	69-94	#7 Michigan
3/8/90	L	68-84	#7 Michigan State
1/11/92	L	52-60	#7 Ohio State
1/21/06	L	47-58	#7 Illinois
1/17/07	L	41-73	#7 Ohio State
1/21/09	W	70-63	#7 Michigan State
12/4/11	L	41-69	#7 Baylor
1/19/16	L	56-62 (OT)	#7 Maryland
2/12/17	W	66-59	#7 Wisconsin
2/18/20	L	67-76	#7 Maryland
3/18/23	L	63-68	#7 UCLA

### VS Ranked #8

<b>NU trails 17-2</b>			
1/31/59	L	72-81	#8 Michigan State
12/29/59	L	79-92	#8 Illinois
3/11/61	L	62-63	#8 Iowa
2/13/65	L	76-86	#8 Indiana
12/26/66	W	62-60	#8 St. John's
3/7/70	L	101-115	#8 Iowa
12/6/73	L	74-98	#8 Notre Dame
2/18/82	L	66-76	#8 Minnesota
2/4/84	L	52-71	#8 Illinois
2/8/84	L	49-73	#8 Illinois
1/14/88	L	64-80	#8 Purdue
3/9/89	L	79-88	#8 Michigan
1/13/90	L	78-85	#8 Illinois
1/22/94	L	76-81	#8 Indiana
3/12/94	W	97-93 (OT)	#8 Michigan
1/4/97	L	57-75	#8 Michigan
1/30/99	L	48-65	#8 Michigan State
1/2/19	L	55-81	#8 Michigan State
1/18/22	L	76-82	#8 Wisconsin

### VS Ranked #9

<b>NU trails 18-2</b>			
1/3/53	W	71-65	#9 Minnesota
1/23/54	L	78-82	#9 Minnesota
12/4/54	L	69-79	#9 Notre Dame
2/16/59	L	68-71	#9 Michigan State
12/26/62	W	62-61	#9 Stanford
12/7/63	L	63-95	#9 Kentucky
2/20/65	L	77-88	#9 Minnesota
2/8/69	L	84-97	#9 Purdue
2/22/69	L	68-107	#9 Purdue
2/24/70	L	97-116	#9 Iowa
12/10/76	L	64-78	#9 Arizona
3/5/77	L	82-105	#9 Minnesota
12/20/77	L	95-101	#9 UNLV
1/30/86	L	45-82	#9 Michigan
2/2/89	L	84-102	#9 Iowa
1/27/00	L	29-59	#9 Michigan State
3/1/06	L	53-56	#9 Ohio State
1/6/13	L	51-69	#9 Minnesota
2/13/14	L	70-85	#9 Michigan State
11/23/15	L	69-80	#9 North Carolina

### VS Ranked #10

<b>NU trails 25-1</b>			
2/5/55	L	89-104	#10 Illinois
2/27/56	L	68-86	#10 Iowa
12/20/58	L	64-78	#10 North Carolina
12/21/66	L	92-116	#10 Vanderbilt
12/1/71	L	85-94	#10 Kentucky
2/5/77	L	53-79	#10 Minnesota
2/23/78	L	56-66	#10 Michigan State
1/25/79	L	61-73	#10 Ohio State
1/28/82	L	53-61	#10 Minnesota
1/31/85	L	52-76	#10 Michigan
3/1/86	L	64-86	#10 Michigan
3/2/88	L	67-105	#10 Michigan
2/5/90	L	60-67	#10 Purdue
1/5/94	L	67-68	#10 Purdue
2/9/94	L	81-98	#10 Purdue
1/22/00	L	45-69	#10 Michigan State
1/24/08	L	62-78	#10 Michigan State
3/8/08	L	52-65	#10 Wisconsin
1/3/09	L	66-77	#10 Michigan State
2/29/12	L	73-75	#10 Ohio State
3/10/13	L	61-71	#10 Michigan State
1/25/14	L	50-76	#10 Iowa
12/29/20	L	72-87	#10 Iowa
1/20/21	L	52-68	#10 Wisconsin
1/2/22	L	67-73	#10 Michigan State
1/15/22	W	64-62	#10 Michigan State

### VS Ranked #11

<b>NU trails 19-3</b>			
1/9/50	W	60-53	#11 Minnesota
12/8/58	W	68-63	#11 Notre Dame
1/4/60	W	61-57	#11 Indiana
1/26/74	L	53-82	#11 Indiana
3/6/76	L	77-80	#11 Michigan

3/3/79	L	64-95	#11 Iowa
1/17/80	L	63-68	#11 Purdue
2/21/80	L	59-68	#11 Ohio State
2/11/84	L	56-66	#11 Purdue
1/10/85	L	50-77	#11 Indiana
1/19/85	L	43-55	#11 Illinois
1/6/88	L	69-92	#11 Michigan
1/15/92	L	61-78	#11 Michigan State
2/20/99	L	49-59	#11 Ohio State
2/5/00	L	67-89	#11 Indiana
1/17/01	L	49-63	#11 Illinois
2/3/08	L	63-75	#11 Indiana
2/9/08	L	55-70	#11 Michigan State
11/18/09	L	54-67	#11 Butler
1/2/10	L	70-91	#11 Michigan State
2/21/12	L	55-67 (OT)	#11 Michigan
3/9/19	L	57-70	#11 Purdue

### VS Ranked #12

<b>NU trails 20-1</b>			
2/4/50	L	59-64	#12 Indiana
1/26/57	L	73-83	#12 Ohio State
1/9/71	L	90-101	#12 Indiana
1/14/74	L	67-72	#12 Indiana
12/31/76	L	53-66	#12 Marquette
1/14/78	L	63-67	#12 Michigan State
1/8/81	L	64-88	#12 Illinois
1/13/83	L	57-66	#12 Iowa
1/10/87	L	69-76	#12 Illinois
2/24/94	L	74-81	#12 Indiana
1/18/95	L	56-93	#12 Michigan State
2/25/95	L	60-83	#12 Michigan State
2/28/96	L	62-78	#12 Penn State
1/24/98	L	45-80	#12 Purdue
2/4/06	L	66-77	#12 Michigan State
2/18/06	L	52-61	#12 Ohio State
12/31/10	L	69-82	#12 Purdue
2/27/11	L	63-78	#12 Wisconsin
1/23/13	W	55-48	#12 Minnesota
1/28/16	L	45-76	#12 Michigan State
1/7/21	L	56-81	#12 Illinois

### VS Ranked #13

<b>NU trails 22-1</b>			
3/9/53	L	70-86	#13 Illinois
1/3/55	W	74-72	#13 Minnesota
1/2/56	L	81-94	#13 Indiana
12/26/57	L	68-71	#13 NC State
3/6/71	L	67-68	#13 Ohio State
12/4/74	L	84-100	#13 Notre Dame
12/29/75	L	57-70	#13 Washington
12/5/87	L	57-79	#13 Duke
1/23/88	L	48-79	#13 Illinois
2/24/88	L	74-91	#13 Iowa
2/9/89	L	56-72	#13 Indiana
1/11/90	L	63-77	#13 Indiana
3/5/92	L	55-72	#13 Michigan State
1/9/02	L	60-70	#13 Iowa
3/14/03	L	65-94	#13 Illinois
1/13/10	L	50-60	#13 Wisconsin
1/11/12	L	64-66 (OT)	#13 Michigan
2/14/13	L	59-69	#13 Ohio State
1/25/15	L	67-68	#13 Maryland
2/15/20	L	61-77	#13 Penn State
1/9/22	L	87-95	#13 Ohio State
2/13/22	L	66-73	#13 Illinois
11/23/22	L	42-43	#1



## RESULTS VS. RANKING

2/7/04	W	69-51	#14 Wisconsin	12/19/85	L	67-70	#18 DePaul	2/23/19	L	64-69	#22 Wisconsin
3/2/05	L	58-69	#14 Michigan State	2/8/86	L	52-77	#18 Indiana				
2/15/06	L	47-63	#14 Illinois	2/5/98	L	67-74	#18 Michigan				
2/21/10	L	63-70	#14 Wisconsin	2/24/99	L	48-65	#18 Iowa				
1/29/14	W	65-56	#14 Wisconsin	1/15/03	L	57-71	#18 Indiana				
1/29/20	L	50-79	#14 Michigan State	2/8/06	W	51-48	#18 Iowa				
2/5/23	W	64-62	#14 Indiana	1/18/09	W	74-65	#18 Minnesota				
				1/3/11	L	62-65	#18 Michigan State				
				1/23/11	L	46-78	#18 Wisconsin				
				2/15/12	L	66-71	#18 Indiana				

### VS Ranked #15

#### NU trails 11-3

1/14/50	L	51-61	#15 Ohio State
2/11/57	L	97-104	#15 Illinois
1/25/58	L	60-74	#15 Michigan State
2/26/72	L	74-76	#15 Ohio State
2/11/74	L	48-50	#15 Michigan
2/14/80	W	57-54	#15 Purdue
2/5/81	L	65-76	#15 Iowa
1/11/88	W	66-64	#15 Indiana
2/14/90	L	75-88	#15 Illinois
2/5/92	L	58-81	#15 Michigan
2/10/99	L	45-57	#15 Wisconsin
2/23/08	L	82-85	#15 Indiana
12/18/19	L	72-77	#15 Michigan State
1/8/23	W	84-83	#15 Indiana

### VS Ranked #16

#### NU trails 11-3

2/11/57	L	97-104	#16 Illinois
11/30/74	L	70-97	#16 Kentucky
3/7/81	L	76-98	#16 Illinois
1/22/83	L	53-68	#16 Minnesota
2/1/84	L	44-52	#16 Purdue
2/18/89	W	70-69	#16 Ohio State
1/6/99	W	58-55	#16 Minnesota
12/27/00	W	63-61	#16 USC
2/23/02	L	41-56	#16 Illinois
3/1/08	L	43-68	#16 Purdue
1/26/11	L	70-81	#16 Minnesota
2/28/13	L	53-63	#16 Ohio State
3/5/17	L	65-69	#16 Purdue
1/3/21	L	66-85	#16 Michigan

### VS Ranked #17

#### NU trails 22-4

2/3/51	W	54-53	#17 Kansas
3/5/55	L	69-81	#17 Illinois
2/11/56	L	65-70	#17 Iowa
1/13/70	L	80-101	#17 Illinois
1/5/74	L	53-87	#17 Wisconsin
1/3/76	L	72-82	#17 Michigan
2/17/79	L	73-88	#17 Ohio State
1/29/81	L	52-77	#17 Michigan
2/18/84	W	63-51	#17 Indiana
2/14/85	L	42-64	#17 Illinois
2/27/86	L	48-82	#17 Michigan State
12/22/86	L	54-72	#17 DePaul
1/16/88	L	68-92	#17 Iowa
1/26/89	L	68-100	#17 Ohio State
2/17/90	L	72-90	#17 Minnesota
2/27/93	W	62-59	#17 Purdue
3/8/93	L	50-56	#17 Iowa
1/15/97	L	63-66	#17 Indiana
1/16/99	L	49-57	#17 Wisconsin
2/13/99	L	62-69 (OT)	#17 Indiana
1/15/00	L	44-58	#17 Ohio State
1/19/02	W	63-50	#17 Iowa
1/19/08	L	50-62	#17 Wisconsin
2/16/16	L	61-71	#17 Purdue
12/22/17	L	78-104	#17 Oklahoma
1/21/20	L	66-77	#17 Maryland

### VS Ranked #18

#### NU trails 13-6

2/16/57	L	74-87	#18 Indiana
12/28/57	W	66-53	#18 Saint Louis
1/18/58	L	78-83	#18 Michigan State
12/5/64	W	58-55	#18 Kansas
12/27/71	L	83-85	#18 Hawaii
12/1/76	L	73-75 (OT)	#18 DePaul
2/3/77	L	85-92	#18 Purdue
2/21/81	W	74-70	#18 Michigan
2/12/83	W	66-55	#18 Purdue

### VS Ranked #19

#### NU trails 17-3

1/7/52	L	49-82	#19 Michigan State
12/31/52	L	57-62	#19 Notre Dame
1/22/55	W	93-73	#19 Iowa
12/22/58	W	75-69	#19 Washington
2/12/72	L	55-78	#19 Minnesota
1/19/80	L	72-81	#19 Indiana
12/29/80	L	63-73	#19 Utah
1/31/81	L	63-74	#19 Minnesota
1/16/86	L	64-85	#19 Purdue
2/11/88	L	45-74	#19 Indiana
3/12/88	L	74-79	#19 Illinois
1/8/94	L	65-73	#19 Minnesota
2/7/96	L	77-88	#19 Iowa
2/18/01	L	37-59	#19 Wisconsin
2/2/05	L	58-73	#19 Wisconsin
2/16/08	L	56-71	#19 Purdue
1/15/09	L	61-63	#19 Purdue
3/4/09	W	64-61	#19 Purdue
2/20/13	L	41-69	#19 Wisconsin
11/29/13	L	79-95	#19 UCLA

### VS Ranked #20

#### NU trails 22-3

2/16/52	L	85-96	#20 Indiana
2/14/59	L	63-65 (OT)	#20 Purdue
3/8/69	L	68-78	#20 Illinois
12/19/69	L	81-86	#20 Washington
2/6/71	L	81-82	#20 Michigan
2/20/71	L	72-84	#20 Ohio State
3/7/72	L	67-72	#20 Indiana
1/5/80	L	71-81	#20 Illinois
2/7/80	L	69-83	#20 Indiana
2/16/80	L	58-60	#20 Iowa
2/12/81	L	52-86	#20 Indiana
2/17/83	L	55-71	#20 Ohio State
12/30/86	L	55-106	#20 Duke
2/22/92	L	63-76	#20 Michigan
2/20/93	L	63-75	#20 Iowa
1/13/96	L	74-83 (OT)	#20 Penn State
2/22/03	L	61-73	#20 Illinois
1/8/05	L	58-87	#20 Michigan State
11/15/07	L	60-71	#20 Stanford
1/6/11	L	63-88	#20 Illinois
1/9/14	L	67-93	#20 Iowa
2/6/18	W	61-52	#20 Michigan
2/10/19	L	79-80	#20 Iowa
3/7/20	W	80-69	#20 Penn State
12/4/22	W	70-63	#20 Michigan St.

### VS Ranked #21

#### NU trails 7-0

1/6/96	L	51-83	#21 Michigan
1/3/99	L	48-92	#21 Iowa
1/14/06	L	52-68	#21 Wisconsin
1/19/10	L	56-76	#21 Ohio State
1/29/19	L	52-70	#21 Maryland
1/13/21	L	71-81	#21 Ohio State
2/21/21	L	51-68	#21 Wisconsin

### VS Ranked #22

#### NU trails 8-1

1/18/90	L	75-97	#22 Minnesota
2/5/94	L	65-79	#22 Minnesota
1/10/96	L	51-67	#22 Purdue
1/31/98	L	66-72 (OT)	#22 Michigan State
2/1/06	L	63-72	#22 Indiana
2/12/09	L	59-60	#22 Illinois
11/21/16	W	77-58	#22 Texas
1/17/18	L	65-71	#22 Ohio State

### VS Ranked #23

#### NU trails 8-5

1/16/93	L	75-80	#23 Michigan State
2/18/98	L	57-69	#23 Illinois
1/13/99	L	78-81	#23 Indiana
2/28/04	L	56-66	#23 Illinois
1/26/05	W	75-74 (OT)	#23 Iowa
11/27/09	W	72-58	#23 Notre Dame
12/22/11	L	79-87	#23 Creighton
1/17/13	W	68-54	#23 Illinois
1/12/14	W	49-43	#23 Illinois
12/6/14	L	56-65	#23 Butler
2/1/17	L	59-80	#23 Purdue
2/15/17	L	64-74	#23 Maryland
12/26/20	W	71-70	#23 Ohio State

### VS Ranked #24

#### NU trails 11-2

2/12/94	W	79-68	#24 Illinois
2/19/94	W	75-71	#24 Wisconsin
2/22/97	L	49-64	#24 Indiana
12/1/04	L	44-48	#24 Virginia
2/19/14	L	60-76	#24 Ohio State
3/11/17	L	48-76	#24 Wisconsin
1/29/18	L	47-58	#24 Michigan
1/18/20	L	71-75	#24 Illinois
3/4/20	L	48-63	#24 Wisconsin
2/6/21	L	70-75	#24 Purdue
1/29/22	L	56-59	#24 Illinois
2/28/22	L	61-82	#24 Iowa
3/10/22	L	76-112	#24 Iowa

### VS Ranked #25

#### NU trails 7-2

2/10/90	L	75-98	#25 Indiana
2/18/95	L	57-94	#25 Purdue
3/4/00	L	44-73	#25 Illinois
2/2/02	L	57-58	#25 Ohio State
3/2/02	L	67-79	#25 Indiana
1/14/04	W	70-60	#25 Illinois
1/23/16	L	57-89	#25 Indiana
3/10/17	W	72-64	#25 Maryland
2/13/21	L	50-64	#25 Rutgers

## RESULTS VS EACH BIG TEN RANKING

### VS Ranked Illinois NU trails 52-5

VS #1 Illinois: 0-3  
 VS #2 Illinois: 0-2  
 VS #3 Illinois: 0-1  
 VS #4 Illinois: 0-5  
 VS #5 Illinois: 0-1  
 VS #6 Illinois: 0-3  
 VS #7 Illinois: 1-2  
 VS #8 Illinois: 0-4  
 VS #10 Illinois: 0-1  
 VS #11 Illinois: 0-2  
 VS #12 Illinois: 0-3  
 VS #13 Illinois: 0-4  
 VS #14 Illinois: 0-2  
 VS #15 Illinois: 0-2  
 VS #16 Illinois: 0-3  
 VS #17 Illinois: 0-3  
 VS #19 Illinois: 0-1  
 VS #20 Illinois: 0-4  
 VS #22 Illinois: 0-1  
 VS #23 Illinois: 2-2  
 VS #24 Illinois: 1-2  
 VS #25 Illinois: 1-1

### VS Ranked Indiana NU trails 52-6

VS #1 Indiana: 0-5  
 VS #2 Indiana: 0-8  
 VS #3 Indiana: 1-0  
 VS #4 Indiana: 0-3  
 VS #5 Indiana: 0-3  
 VS #6 Indiana: 0-1  
 VS #8 Indiana: 0-2  
 VS #11 Indiana: 1-4  
 VS #12 Indiana: 0-4  
 VS #13 Indiana: 0-3  
 VS #14 Indiana: 1-0  
 VS #15 Indiana: 2-1  
 VS #17 Indiana: 1-2  
 VS #18 Indiana: 0-4  
 VS #19 Indiana: 0-2  
 VS #20 Indiana: 0-4  
 VS #22 Indiana: 0-1  
 VS #23 Indiana: 0-1  
 VS #24 Indiana: 0-1  
 VS #25 Indiana: 0-3

### VS Ranked Iowa NU trails 35-6

VS #3 Iowa: 0-2  
 VS #4 Iowa: 0-1  
 VS #5 Iowa: 0-2  
 VS #6 Iowa: 0-2  
 VS #7 Iowa: 0-1  
 VS #8 Iowa: 0-2  
 VS #9 Iowa: 0-2  
 VS #10 Iowa: 0-3  
 VS #11 Iowa: 0-1  
 VS #12 Iowa: 0-1  
 VS #13 Iowa: 0-2  
 VS #14 Iowa: 2-3  
 VS #15 Iowa: 0-1  
 VS #17 Iowa: 1-3  
 VS #18 Iowa: 1-1  
 VS #19 Iowa: 1-1  
 VS #20 Iowa: 0-4  
 VS #21 Iowa: 0-1  
 VS #23 Iowa: 1-0  
 VS #24 Iowa: 0-2

### VS Ranked Maryland NU trails 7-1

VS #4 Maryland: 0-1  
 VS #7 Maryland: 0-2  
 VS #13 Maryland: 0-1  
 VS #17 Maryland: 0-1  
 VS #21 Maryland: 0-1  
 VS #23 Maryland: 0-1  
 VS #25 Maryland: 1-0

### VS Ranked Michigan NU trails 32-4

VS #1 Michigan: 0-1  
 VS #2 Michigan: 1-3  
 VS #3 Michigan: 0-2  
 VS #5 Michigan: 0-3  
 VS #7 Michigan: 0-3  
 VS #8 Michigan: 1-2  
 VS #9 Michigan: 0-1  
 VS #10 Michigan: 0-3  
 VS #11 Michigan: 0-3  
 VS #13 Michigan: 0-1  
 VS #15 Michigan: 0-2  
 VS #16 Michigan: 0-1  
 VS #17 Michigan: 0-2  
 VS #18 Michigan: 1-1  
 VS #20 Michigan: 1-2  
 VS #21 Michigan: 0-1  
 VS #24 Michigan: 0-1

### VS Ranked Michigan State NU trails 40-6

VS #2 Michigan State: 0-2  
 VS #3 Michigan State: 0-2  
 VS #4 Michigan State: 2-1  
 VS #5 Michigan State: 0-1  
 VS #6 Michigan State: 1-0  
 VS #7 Michigan State: 1-1  
 VS #8 Michigan State: 0-3  
 VS #9 Michigan State: 0-3  
 VS #10 Michigan State: 1-6  
 VS #11 Michigan State: 0-3  
 VS #12 Michigan State: 0-5  
 VS #13 Michigan State: 0-1  
 VS #14 Michigan State: 0-3  
 VS #15 Michigan State: 0-2  
 VS #17 Michigan State: 0-1  
 VS #18 Michigan State: 0-2  
 VS #19 Michigan State: 0-1  
 VS #20 Michigan State: 1-1  
 VS #22 Michigan State: 0-1  
 VS #23 Michigan State: 0-1

### VS Ranked Minnesota NU trails 18-7

VS #3 Minnesota: 1-1  
 VS #5 Minnesota: 0-1  
 VS #6 Minnesota: 0-1  
 VS #8 Minnesota: 0-1  
 VS #9 Minnesota: 1-4  
 VS #10 Minnesota: 0-2  
 VS #11 Minnesota: 1-0  
 VS #12 Minnesota: 1-0  
 VS #13 Minnesota: 1-0  
 VS #14 Minnesota: 0-1  
 VS #16 Minnesota: 1-2  
 VS #17 Minnesota: 0-1  
 VS #18 Minnesota: 1-0  
 VS #19 Minnesota: 0-3  
 VS #22 Minnesota: 0-2

### VS Ranked Ohio State NU trails 42-3

VS #1 Ohio State: 0-6  
 VS #2 Ohio State: 0-1  
 VS #3 Ohio State: 0-3  
 VS #4 Ohio State: 0-2  
 VS #5 Ohio State: 0-4  
 VS #6 Ohio State: 0-1  
 VS #7 Ohio State: 0-2  
 VS #9 Ohio State: 0-1  
 VS #10 Ohio State: 0-2  
 VS #11 Ohio State: 0-2  
 VS #12 Ohio State: 0-2  
 VS #13 Ohio State: 0-3  
 VS #14 Ohio State: 1-0  
 VS #15 Ohio State: 0-2  
 VS #16 Ohio State: 1-1  
 VS #17 Ohio State: 0-3  
 VS #20 Ohio State: 0-2  
 VS #21 Ohio State: 0-2  
 VS #22 Ohio State: 0-1

VS #23 Ohio State: 1-0  
 VS #24 Ohio State: 0-1  
 VS #25 Ohio State: 0-1

### VS Ranked Penn State NU trails 2-1

VS #12 Penn State: 0-1  
 VS #13 Penn State: 0-1  
 VS #20 Penn State: 1-1

### VS Ranked Purdue NU trails 32-7

VS #1 Purdue: 1-0  
 VS #2 Purdue: 0-1  
 VS #4 Purdue: 0-1  
 VS #5 Purdue: 0-2  
 VS #6 Purdue: 1-2  
 VS #7 Purdue: 0-1  
 VS #8 Purdue: 0-1  
 VS #9 Purdue: 0-2  
 VS #10 Purdue: 0-3  
 VS #11 Purdue: 0-3  
 VS #12 Purdue: 0-2  
 VS #14 Purdue: 1-1  
 VS #15 Purdue: 1-0  
 VS #16 Purdue: 0-3  
 VS #17 Purdue: 1-1  
 VS #18 Purdue: 1-1  
 VS #19 Purdue: 1-3  
 VS #20 Purdue: 0-1  
 VS #22 Purdue: 0-1  
 VS #23 Purdue: 0-1  
 VS #24 Purdue: 0-1  
 VS #25 Purdue: 0-1

### VS Ranked Rutgers NU trails 1-0

VS #25 Rutgers: 0-1

### VS Ranked Wisconsin NU trails 24-4

VS #2 Wisconsin: 0-1  
 VS #3 Wisconsin: 0-1  
 VS #4 Wisconsin: 0-2  
 VS #5 Wisconsin: 0-1  
 VS #7 Wisconsin: 1-0  
 VS #8 Wisconsin: 0-1  
 VS #10 Wisconsin: 0-2  
 VS #12 Wisconsin: 0-1  
 VS #13 Wisconsin: 0-1  
 VS #14 Wisconsin: 2-1  
 VS #15 Wisconsin: 0-1  
 VS #17 Wisconsin: 0-3  
 VS #18 Wisconsin: 0-1  
 VS #19 Wisconsin: 0-3  
 VS #21 Wisconsin: 0-2  
 VS #22 Wisconsin: 0-1  
 VS #24 Wisconsin: 1-2





## RESULTS WHILE NU RANKED

### Year-By-Year Results Record When Ranked 12-18

**1954-55**  
 1/24 L 82-102 Minnesota (#16)  
 1/29 L 90-91 Ohio State (#16)

**1958-59**  
 12/8 W 68-63 #11 Notre Dame (#10)  
 12/19 W 73-68 Louisville (#6)  
 12/20 L 64-78 #10 North Carolina (#6)  
 12/22 W 75-69 #19 Washington (#12)  
 12/27 W 118-109(2OT) #5 West Virginia (#12)  
 12/31 W 102-67 Notre Dame (#6)  
 1/3 W 80-77 Iowa (#6)  
 1/5 W 83-78 Michigan (#8)  
 1/10 L 69-76 Indiana (#8)  
 1/17 L 77-88 Ohio State (#11)  
 1/19 L 67-71 Minnesota (#18)  
 1/24 W 99-96 Iowa (#18)

**1968-69**  
 1/4 W 85-71 Michigan State (#19)  
 1/11 L 72-82 #4 Illinois (#12)  
 1/14 L 70-87 Indiana (#17)  
 1/18 L 75-89 Michigan State (#17)

**2009-10**  
 12/30 L 83-89 (OT) Illinois (#25)  
 1/2 L 70-91 #11 Michigan State (#25)

**2016-17**  
 2/1 L 59-80 #23 Purdue (#25)

**2017-18**  
 11/10 W 79-75 Loyola (MD) (#19)  
 11/13 W 75-66 Saint Peter's (#20)  
 11/15 L 88-92 Creighton (#20)  
 11/18 W 82-74 La Salle (#20)  
 11/19 L 49-85 Texas Tech (#20)

**2020-21**  
 12/19 L 72-87 #10 Iowa (#19)  
 1/3 L 66-85 #16 Michigan (#19)

**2022-23**  
 2/23 L 62-66 Illinois (#21)  
 2/26 L 59-75 Maryland (#21)

### Results by Opponent Overall Ranked Record: 12-18

**Creighton**  
 11/15/17 L 88-92 Creighton (#20)

**Illinois**  
 1/11/69 L 72-82 #4 Illinois (#12)  
 12/30/09 L 83-89 (OT) Illinois (#25)  
 2/26/23 L 62-66 Illinois (#21)

**Indiana**  
 1/10/59 L 69-76 Indiana (#8)  
 1/14/69 L 70-87 Indiana (#17)

**Iowa**  
 1/3/59 W 80-77 Iowa (#6)  
 1/24/59 W 99-96 Iowa (#18)  
 12/19/20 L 72-87 #10 Iowa (#19)

**La Salle**  
 11/18/17 W 82-74 La Salle (#20)

**Louisville**  
 12/19/58 W 73-68 Louisville (#6)

**Loyola (MD)**  
 11/10/17 W 79-75 Loyola (MD) (#19)

**Maryland**  
 2/26/23 L 59-75 Maryland (#21)

**Michigan**  
 1/5/59 W 83-78 Michigan (#8)  
 1/3/21 L 66-85 #16 Michigan (#19)

**Michigan State**  
 1/4/69 W 85-71 Michigan State (#19)  
 1/18/69 L 75-89 Michigan State (#17)  
 1/2/10 L 70-91 #11 Michigan State (#25)

**Minnesota**  
 1/24/55 L 82-102 Minnesota (#16)  
 1/19/59 L 67-71 Minnesota (#18)

**North Carolina**  
 12/20/58 L 64-78 #10 North Carolina (#6)

**Notre Dame**  
 12/8/58 W 68-63 #11 Notre Dame (#10)  
 12/31/58 W 102-67 Notre Dame (#6)

**Ohio State**  
 1/29/55 L 90-91 Ohio State (#16)  
 1/17/59 L 77-88 Ohio State (#11)

**Purdue**  
 2/1/17 L 59-80 #23 Purdue (#25)

**Saint Peter's**  
 11/13/17 W 75-66 Saint Peter's (#20)

**Texas Tech**  
 11/19/17 L 49-85 Texas Tech (#20)

**Washington**  
 12/22/58 W 75-69 #19 Washington (#12)

**West Virginia**  
 12/27/58 W 118-109 (2OT) #5 W. Va (#12)

### Results by NU Ranking Overall Ranked Record: 12-18

**As #6:**  
 12/19/58 W 73-68 Louisville (#6)  
 12/20/58 L 64-78 #10 N. Carolina (#6)  
 12/31/58 W 102-67 Notre Dame (#6)  
 1/3/59 W 80-77 Iowa (#6)

**As #8:**  
 1/5/59 W 83-78 Michigan (#8)  
 1/10/59 L 69-76 Indiana (#8)

**As #10:**  
 12/8/58 W 68-63 #11 Notre Dame (#10)

**As #11:**  
 1/17/59 L 77-88 Ohio State (#11)

**As #12:**  
 12/22/58 W 75-69 #19 Washington (#12)  
 12/27/58 W 118-109(2OT) #5 West Virginia (#12)  
 1/11/69 L 72-82 #4 Illinois (#12)

**As #16:**  
 1/24/55 L 82-102 Minnesota (#16)  
 1/29/55 L 90-91 Ohio State (#16)

**As #17:**  
 1/14/69 L 70-87 Indiana (#17)  
 1/18/69 L 75-89 Michigan State (#17)

**As #18:**  
 1/19/59 L 67-71 Minnesota (#18)  
 1/24/59 W 99-96 Iowa (#18)

**As #19:**  
 1/4/69 W 85-71 Michigan State (#19)  
 11/10/17 W 79-75 Loyola (MD) (#19)  
 12/19/20 L 72-87 #10 Iowa (#19)  
 1/3/21 L 66-85 #16 Michigan (#19)

**As #20:**  
 11/13/17 W 75-66 Saint Peter's (#20)  
 11/15/17 L 88-92 Creighton (#20)  
 11/18/17 W 82-74 La Salle (#20)  
 11/19/17 L 49-85 Texas Tech (#20)

**As #21:**  
 2/23/23 L 62-66 Illinois (#21)  
 2/26/23 L 59-75 Maryland (#21)

**As #25:**  
 12/30/09 L 83-89 (OT) Illinois (#25)  
 1/2/10 L 70-91 #11 Michigan State (#25)  
 2/1/17 L 59-80 #23 Purdue (#25)

### Ranked vs. Ranked Matchups Ranked vs. Ranked Record: 3-6

12/8/58 W 68-63 #11 Notre Dame (#10)  
 12/20/58 L 64-78 #10 N. Carolina (#6)  
 12/22/58 W 75-69 #19 Washington (#12)  
 12/27/58 W 118-109 (2OT) #5 W. Virginia (#12)  
 1/11/69 L 72-82 #4 Illinois (#12)  
 1/2/10 L 70-91 #11 Michigan St. (#25)  
 2/1/17 L 59-80 #23 Purdue (#25)  
 12/19/20 L 72-87 #10 Iowa (#19)  
 1/3/21 L 66-85 #16 Michigan (#19)



## INDIVIDUAL RECORDS

**Points**

**Game:** 49, Rich Falk vs. Iowa, 2/24/64  
**Season:** 661, John Shurna, 2012  
**Career:** 2,038, John Shurna, 2009-12

**Points Per Game**

**Season:** 24.3, Dale Kelley, 1970  
**Career:** 19.9, Joe Ruklick, 1957-59

**Games Scoring At Least 40 Points**

**Season:** 1, Rich Falk, 1964; Rick Lopossa, 1964; Joe Ruklick, 1959  
**Career:** 1, Rich Falk, 1962-64; Rick Lopossa, 1962-64; Joe Ruklick, 1957-59

**Consecutive Games Scoring in Double Figures**

**Season:** 27, Evan Eschmeyer, 1997-98  
**Career:** 41, Evan Eschmeyer, 1995-99

**Field Goals Made**

**Game:** 19, Rich Falk vs. Iowa, 2/24/64  
**Season:** 228, John Shurna, 2012  
**Career:** 768, Billy McKinney, 1974-77

**Field Goal Attempts**

**Game:** 38, Rich Falk vs. Iowa, 2/24/64  
**Season:** 512, Dick Mast, 1956  
**Career:** 1,645, Billy McKinney, 1974-77

**Field Goal Percentage**

**Game:** .923 (12-13), Evan Eschmeyer vs. DePaul, 12/6/97  
**Season:** .619, Derek Pardon, 2018  
**Career:** .621, Dererk Pardon, 2016-present

**Three-Point Field Goals Made**

**Game:** 9, Craig Moore at Brown, 11/22/08; 9, John Shurna vs. Eastern Illinois, 12/18/11  
**Season:** 110, Craig Moore, 2009  
**Career:** 320, Craig Moore, 2005-09

**Three-Point Field Goal Attempts**

**Game:** 18, Craig Moore at Iowa, 2/7/09  
**Season:** 271, Craig Moore, 2009  
**Career:** 845, Craig Moore, 2005-09

**Three-Point Field Goal Percentage**

**Game:** 1.000, Todd Leslie (6-6) vs. Saint Louis, 12/22/90  
**Season:** .525, Rob Ross, 1989  
**Career:** .446, Todd Leslie, 1989-94

**Free Throws Made**

**Game:** 17, Evan Eschmeyer vs. Minnesota, 2/27/99; vs. Penn State, 2/8/98; 17, Shon Morris vs. Northern Arizona, 12/29/87; 17, Geno Carlisle at Wisconsin, 2/21/96  
**Season:** 208, Evan Eschmeyer, 1998-99  
**Career:** 563, Evan Eschmeyer, 1995-99

**Consecutive Free Throws Made**

37, Michael Thompson, 2011

**Free Throw Attempts**

**Game:** 22, Evan Eschmeyer vs. Minnesota, 1/7/98; vs. Penn State, 2/8/98; 22, Joe Ruklick vs. Detroit, 12/29/56  
**Season:** 302, Evan Eschmeyer, 1998  
**Career:** 859, Evan Eschmeyer, 1995-99

**Free Throw Percentage**

**Game:** 1.000, Jeff Grose vs. DePaul (13-13), 12/21/87  
**Season:** .900, Jim Stack, 1981  
**Career:** .862, Jeff Grose, 1986-89

**Rebounds**

**Game:** 29, Jim Pitts vs. Indiana, 2/13/65  
**Season:** 321, Jim Pitts, 1966  
**Career:** 995, Evan Eschmeyer, 1995-99

**Rebounds Per Game**

**Season:** 13.9, Joe Ruklick, 1958  
**Career:** 13.3, Jim Pitts, 1964-66

**Assists**


**Game:** 16, Bryant McIntosh vs. Minnesota, 1/10/18  
**Season:** 213, Bryant McIntosh, 2016  
**Career:** 700, Bryant McIntosh, 2015-18

**Steals**

**Game:** 9, Patrick Baldwin vs. Oakland, 11/27/90  
**Season:** 90, Patrick Baldwin, 1991  
**Career:** 272, Patrick Baldwin, 1990-94

**Blocked Shots**

**Game:** 10, Jim Pitts vs. Purdue, 1966  
**Season:** 123, Jim Pitts, 1966  
**Career:** 181, Alex Olah, 2013-16



**JIM PITTS** recorded the first triple-double in Northwestern history Jan. 8, 1966. He posted 23 points, 14 rebounds and a school-record 10 blocked shots in a 111-97 home win over Purdue.





## TEAM RECORDS

### SINGLE GAME

**Most Points**

121 vs. Tulane, 12/19/66

**Most Points in NU Loss**

*(Regulation)*

116 vs. Kentucky, 12/10/66 (L, 118-116)

**Most Points, Both Teams**

237 vs. Tulane, 12/19/66 (W, 121-116)

**Fewest Points Allowed**

*(Since 1950):* 30 by Oakland, 11/21/98

*(Before 1950):* 9 by Minnesota, 2/20/22

**Fewest Points, Both Teams**

*(Since 1950):* 76 vs. Notre Dame, 12/7/83

(W, 40-36 - OT)

*(Before 1950):* 23 vs. Iowa, 2/20/26

(L, 12-11)

**Largest Margin of Victory**

65 vs. Chicago State, 12/11/17 (96-31)

**Most Field Goals**

50 vs. Kentucky, 12/10/66; vs. Ball State, 12/5/66

**Most Field Goal Attempts**

102 vs. Western Illinois, 12/18/72

**Highest Field Goal Percentage**

.702 vs. Troy State, 12/2/97

**Most 3-Point Field Goals**

20 vs. Mississippi Valley State, 12/2/11; vs. North Carolina A&T, 12/13/09

**Most 3-Point Field Goals Attempted**

47 vs. North Carolina A&T, 12/13/09; at Illinois, 12/30/09

**Highest 3-Point Field Goal Percentage**

*(Min. 10 made):* .733 vs. Utah, 12/21/06

**Most Free Throws Made**

40 vs. Detroit, 12/29/56

**Most Free Throw Attempts**

56 vs. Detroit, 12/29/56

**Highest Free Throw Percentage**

*(Min. 20 made):* 1.000 vs. Michigan State, 1/27/77 (24-24)

*(Min. 30 made):* .949 vs. Michigan State, 1/10/70 (37-39)

**Most Rebounds**

72 vs. Western Illinois, 12/18/72; vs. Ball State, 12/5/66

**Most Blocked Shots**

15 at Rutgers, 1/12/17

**Most Assists**

33 vs. Rutgers, 2/27/16

**Most Steals**

22 vs. Penn State, 3/11/04; vs. Chicago, 11/27/93

### SINGLE SEASON

**Most Points**

2,558, 2017

**Average Points Per Game**

91.3, 1967

**Most Games at Least 100 Points**

6, 1967

**Most Consecutive Games at Least 100 Points**

3, 1967

**Lowest Average Per Game Allowed**

*(Since 1950):* 56.8, 1984

**Highest Average Scoring Margin**

+5.6, 2017

**Most Field Goals Made**

913, 2017

**Most Field Goals Made Per Game**

34.9, 1967

**Most Field Goal Attempts**

2,092, 2017

**Most Field Goal Attempts Per Game**

78.9, 1958

**Highest Field Goal Percentage**

.486, 1989

**Most 3-Point Field Goals Made**

319, 2011

**Most 3-Point Field Goals Made Per Game**

9.4, 2011

**Most 3-Point Field Goal Attempts**

887, 2010

**Most 3-Point Field Goal Attempts Per Game**

26.1, 2010

**Highest 3-Point Field Goal Percentage**

.446, 1990

**Most Free Throws Made**

541, 1970

**Most Free Throws Made Per Game**

22.7, 1953

**Most Free Throw Attempts**

775, 1953

**Most Free Throw Attempts Per Game**

35.2, 1953

**Highest Free Throw Percentage**

.768, 1991

**Most Rebounds**

1,398, 1965

**Most Rebounds Per Game**

58.3, 1965

**Most Assists**

568, 2011

**Most Steals**

267, 2023

**Most Blocked Shots**

175, 2017

### MISCELLANEOUS

**Most Overtime Periods — Game**

3 vs. Michigan, 1/26/80

3 vs. Michigan State, 2/23/80

**Most Overtime Games — Season**

5, 2016

**Most Consecutive Victories**

**Total:** 13, 1930-31

**Single Season:** 12, 1931

**Most Victories in a Season**

24, 2017

**Most Consecutive Home Wins**

13, 2015-16; 2016-17

**Single Season:** 11, 1933

**Welsh-Ryan Arena/McGaw Hall:** 9, 1968

**Most Consecutive Road Wins**

7, 1931

**Single Season:** 7, 1931

INDIVIDUAL CAREER RECORDS

Points

1. John Shurna, 2009-12 ..... 2,038
2. Drew Crawford, 2010-14 ..... 1,920
3. Billy McKinney, 1974-77 ..... 1,900
4. Evan Eschmeyer, 1995-99 ..... 1,805
5. Michael Thompson, 2008-11 ..... 1,689
6. Bryant McIntosh, 2015-18 ..... 1,683
7. Jim Stack, 1979-83 ..... 1,583
8. Vedran Vukusic, 2002-06 ..... 1,581
9. Kevin Rankin, 1991-94 ..... 1,575
10. **Boo Buie, 2019-present ..... 1,541**
11. Cedric Neloms, 1992-95 ..... 1,533
12. Jitim Young, 2001-04 ..... 1,521
13. Tre Demps, 2012-16 ..... 1,518
14. Vic Law, 2015-19 ..... 1,442
15. Shon Morris, 1985-88 ..... 1,407
16. Jim Burns, 1965-67 ..... 1,368
17. Rod Roberson, 1978-81 ..... 1,347
18. Joe Ruklick, 1957-59 ..... 1,315
19. Dale Kelley, 1968-70 ..... 1,310
20. Craig Moore, 2006-09 ..... 1,294

Scoring Average

1. Joe Ruklick, 1957-59 ..... 19.9
2. Dale Kelley, 1968-70 ..... 19.8
3. Jim Burns, 1965-67 ..... 19.5
4. Billy McKinney, 1974-77 ..... 18.6
5. Walker Lambiotte, 1989-90 ..... 17.4
6. Evan Eschmeyer, 1995-99 ..... 16.1
7. Geno Carlisle, 1994-96 ..... 15.8
8. John Shurna, 2009-12 ..... 15.7
- Mark Sibley, 1971-73 ..... 15.7
- Ray Ragelis, 1949-51 ..... 15.7

Field Goals

1. Billy McKinney, 1974-77 ..... 768
2. John Shurna, 2009-12 ..... 704
3. Drew Crawford, 2010-14 ..... 687
4. Jim Stack, 1979-83 ..... 623
5. Bryant McIntosh, 2015-18 ..... 621
- Evan Eschmeyer, 1995-99 ..... 621
7. Michael Thompson, 2008-11 ..... 568
8. Vedran Vukusic, 2002-06 ..... 564
9. Tre Demps, 2012-16 ..... 554
10. Kevin Rankin, 1991-94 ..... 553

Field Goal Attempts

1. Billy McKinney, 1974-77 ..... 1,645
2. Drew Crawford, 2010-14 ..... 1,575
3. Bryant McIntosh, 2015-2018 ..... 1,519
4. John Shurna, 2009-12 ..... 1,509
5. Tre Demps, 2012-16 ..... 1,404
6. Jim Stack, 1979-83 ..... 1,367
7. **Boo Buie, 2019-present ..... 1,340**
8. Michael Thompson, 2008-11 ..... 1,300
9. Jim Burns, 1965-67 ..... 1,284
10. Vic Law 2015-19 ..... 1,198

Field Goal Percentage

(Minimum 100 made)

1. Dererk Pardon, 2016-19 ..... 602
2. Evan Eschmeyer, 1995-99 ..... 595
3. Ryan Young, 2019-22 ..... 552
4. Paul Schultz, 1981-84 ..... 541
5. Walker Lambiotte, 1989-90 ..... 513
6. Brian Schwabe, 1986-90 ..... 503
7. Bob Grady, 1979-82 ..... 501
8. Kevin Rankin, 1991-94 ..... 498
9. Phil Styles, 1988-89 ..... 497
10. Luka Mirkovic, 2009-12 ..... 489
- Rex Walters, 1989-90 ..... 489
- Jeff Ryan, 2007-11 ..... 489

Three-Point Field Goals

1. Craig Moore, 2006-09 ..... 320
2. Michael Thompson, 2007-11 ..... 276
3. John Shurna, 2009-12 ..... 274
4. Drew Crawford, 2010-14 ..... 232
5. Vedran Vukusic, 2002-06 ..... 212
6. Tre Demps, 2012-16 ..... 211
7. Todd Leslie, 1990-94 ..... 203
8. Winston Blake, 2000-03 ..... 200
9. **Boo Buie, 2019-present ..... 198**
- Scottie Lindsey, 2015-18 ..... 198

Three-Point FG Attempts

1. Craig Moore, 2006-09 ..... 845
2. John Shurna, 2009-12 ..... 684
3. Michael Thompson, 2008-11 ..... 675
4. Drew Crawford, 2010-14 ..... 658
5. Tre Demps, 2012-16 ..... 619
6. **Boo Buie, 2019-present ..... 607**
7. Winston Blake, 2000-03 ..... 603
8. Vedran Vukusic, 2002-06 ..... 564
9. Scottie Lindsey, 2015-18 ..... 556
10. Vic Law, 2015-19 ..... 524


Three-Point FG Percentage

(Minimum 50 Made)

1. Todd Leslie, 1989-94 ..... 446
- Rex Walters, 1989-90 ..... 446
3. Sean Wink, 1997-99 ..... 423
4. Nathan Taphorn, 2014-17 ..... 414
5. Michael Thompson, 2007-11 ..... 409
6. Jeff Grose, 1986-89 ..... 402
7. John Shurna, 2009-12 ..... 401
8. Kevin Coble, 2007-09 ..... 391
9. Craig Moore, 2006-09 ..... 379
10. Vic Law, 2015-19 ..... 368

Free Throws Made

1. Evan Eschmeyer, 1995-99 ..... 563
2. Cedric Neloms, 1992-95 ..... 494
3. Kevin Rankin, 1991-94 ..... 458
4. Shon Morris, 1985-88 ..... 371
5. Billy McKinney, 1974-77 ..... 364
6. John Shurna, 2009-12 ..... 356
7. Joe Ruklick, 1957-59 ..... 345
8. Dale Kelley, 1968-70 ..... 342
9. Jim Stack, 1979-83 ..... 331
10. Jim Burns, 1965-67 ..... 324



**TODD LESLIE** is Northwestern's career leader with a .446 3-point field goal percentage. He is the NCAA record holder with 15 consecutive 3-point field goal attempts made from Dec. 15-28, 1990.



**DREW CRAWFORD** ranks second in school history with 1,920 career points while holding Northwestern records with 143 games played and 142 games started.

INDIVIDUAL CAREER RECORDS

Free Throw Attempts

1. Evan Eschmeyer, 1995-99 .....859
2. Cedric Neloms, 1992-95 .....676
3. Kevin Rankin, 1991-94 .....595
4. Frank Ehmann, 1952-55.....518
5. Jitim Young, 2001-04.....506
6. Hal Grant, 1952-55.....485
7. Joe Ruklick, 1957-59 .....484
8. John Shurna, 2009-12 .....478
9. Shon Morris, 1985-88.....467
10. Dale Kelley, 1968-70 .....463

Free Throw Percentage

(Minimum 100 attempts)

1. Jeff Grose, 1986-89.....862
2. Bryant McIntosh, 2015-18 .....850
3. Dan Davis, 1967-69 .....843
4. Jerry Marifke, 1976-79.....839
5. Jim Stack, 1979-83.....836
6. Ron Shoger, 1970-72 .....825
7. Willie Williams, 1974-75.....819
8. Todd Leslie, 1990-94 .....818
- Ben Johnson, 2000-01.....813
10. Jim Bragiel, 1953-55.....812

Blocked Shots

1. Alex Olah, 2013-16 .....181
2. Dererk Pardon, 2016-19.....148
3. John Shurna, 2009-12 .....136
4. Kevin Rankin, 1991-94 .....133
5. Evan Eschmeyer, 1995-99 .....132
6. Jim Pitts, 1966 \* .....123
7. Tavaras Hardy, 1999-2002.....101
8. Drew Crawford, 2010-14 .....98
9. Gavin Skelly, 2015-18 .....91
10. Aaron Jennings, 2000-03 .....90

\*Blocked shots was not an official NCAA statistic until 1986.

Rebounds

1. Evan Eschmeyer, 1995-99 .....995
2. Kevin Rankin, 1991-94 .....885
3. Joe Ruklick, 1957-59 .....868
4. Jim Pitts, 1964-66.....800
5. Dererk Pardon, 2016-19.....784
6. Don Adams, 1968-70 .....773
7. Drew Crawford, 2010-14 .....713
8. Shon Morris, 1985-88 .....712
9. Phil Warren, 1957-59.....665
10. Alex Olah, 2013-16 .....663

Rebound Average

1. Jim Pitts, 1964-66.....13.3
2. Joe Ruklick, 1957-59 .....13.2
3. Phil Warren, 1957-59.....10.9
- Don Adams, 1968-70 .....10.9
5. Willie Jones, 1958-60 .....9.0
6. Evan Eschmeyer, 1995-99 .....8.9
7. Ron Kozlicki, 1965-67 .....8.7
8. Mike Weaver, 1966-68 .....8.4
9. Barry Moran, 1970-72.....8.3
10. Bill Schulz, 1955-57 .....8.2

Assists

1. Bryant McIntosh, 2015-18 .....700
2. Michael Thompson, 2008-11 .....528
3. Patrick Baldwin, 1991-94.....452
4. **Boo Buie, 2019-Present .....447**
5. Shawn Watts, 1984-87.....379
6. Michael Jenkins, 1980-83.....342
7. Tim Doyle, 2005-07 .....341
8. Dave Sobolewski, 2012-15 .....334
9. Craig Moore, 2006-09.....308
10. John Shurna, 2009-12 .....295

Steals

1. Patrick Baldwin, 1991-94.....272
2. Jitim Young, 2001-04 .....215
3. Mohamed Hachad, 2003-06 .....167
4. Shawn Watts, 1984-87 .....161
5. Chase Audige, 2020-23.....160
6. Michael Thompson, 2008-11 .....159
7. Art Aaron, 1981-84.....145
8. Craig Moore, 2006-09.....141
9. Jeremy Nash, 2007-10.....129
10. Kevin Rankin, 1991-94 .....126

Games Played

1. Drew Crawford, 2010-14 .....143
2. Sanjay Lumpkin, 2013-17 .....137
3. Tre Demps, 2012-16 .....132
4. John Shurna, 2009-12 .....130
5. Bryant McIntosh, 2015-18 .....129
- Michael Thompson, 2007-11 .....129
7. Alex Marcotullio, 2010-13 .....128
8. Gavin Skelly, 2015-18 .....127
9. Scottie Lindsey, 2015-18 .....126
10. Vic Law 2015-19 .....125

Games Started

1. Drew Crawford, 2010-14 .....142
2. Michael Thompson, 2008-11 .....129
3. John Shurna, 2009-12 .....128
4. Bryant McIntosh, 2015-18 .....127
5. Sanjay Lumpkin, 2013-17 .....126
6. Jitim Young, 2001-04 .....117
7. Alex Olah, 2013-16 .....114
8. Tavaras Hardy, 1999-2002.....113
9. Vic Law 2015-19.....112
10. Kevin Rankin, 1991-94 .....111

Minutes Played

1. Michael Thompson, 2008-11 .....4,633
2. Drew Crawford, 2010-14 .....4,627
3. Bryant McIntosh, 2015-18 .....4,348
4. John Shurna, 2009-12 .....4,132
5. Jim Stack, 1979-83.....3,885
6. Tre Demps, 2012-16 .....3,866
7. Jitim Young, 2001-04 .....3,849
8. Andre Goode, 1982-85.....3,815
9. Craig Moore, 2006-09.....3,812
10. Vic Law, 2015-19.....3,790

Current players in **bold**



**JIM STACK** ranked second in school history (currently sixth) at the time of his graduation with 1,583 career points. He's also fourth in field goals made (623) and ninth in free throws made (331).



**EVAN ESCHMEYER** is Northwestern's all-time leader with 995 career rebounds while ranking fourth with 1,805 points.



INDIVIDUAL SEASON RECORDS

Points

1. John Shurna, 2012.....	661
2. John Shurna, 2010.....	619
<b>3. Boo Buie, 2023.....</b>	<b>588</b>
4. Evan Eschmeyer, 1998.....	585
5. Dale Kelley, 1970.....	582
6. Evan Eschmeyer, 1999.....	568
7. Michael Thompson, 2011.....	553
8. Bryant McIntosh, 2017.....	534
9. Vedran Vukusic, 2006.....	533
Billy McKinney, 1976.....	533

Scoring Average

1. Dale Kelley, 1970.....	24.3
2. Frank Ehmann, 1955.....	23.9
3. Rich Falk, 1964.....	23.3
4. Joe Ruklick, 1959.....	23.0
5. Evan Eschmeyer, 1998.....	21.7
6. Jim Burns, 1967.....	21.5
7. Dick Mast, 1956.....	21.0
8. Billy McKinney, 1977.....	20.6
9. Jim Burns, 1966.....	20.2
10. John Shurna, 2012.....	20.0

Field Goals

1. John Shurna, 2012.....	228
2. John Shurna, 2010.....	217
3. Dale Kelley, 1970.....	209
4. Walker Lambiotte, 1989.....	207
5. Billy McKinney, 1977.....	205
6. Rich Falk, 1964.....	204
7. Evan Eschmeyer, 1998.....	200
<b>8. Boo Buie, 2023.....</b>	<b>199</b>
Bryant McIntosh, 2017.....	199
Billy McKinney, 1976.....	199
Billy McKinney, 1975.....	199

Field Goal Attempts

1. Dick Mast, 1956.....	512
2. Bryant McIntosh, 2017.....	493
3. John Shurna, 2012.....	492
<b>4. Boo Buie, 2023.....</b>	<b>490</b>
5. Jim Burns, 1966.....	485
6. Tre Demps, 2016.....	475
7. John Shurna, 2010.....	473
Dale Kelley, 1970.....	473
9. Mark Sibley, 1973.....	468
10. Chase Audige, 2023.....	451

Field Goal Percentage

(Minimum 100 Attempts)

1. Dererk Pardon, 2018.....	.619
<b>2. Matthew Nicholson, 2023.....</b>	<b>.614</b>
3. Evan Eschmeyer, 1997.....	.613
4. Dererk Pardon, 2017.....	.611
5. Evan Eschmeyer, 1998.....	.610
6. Frank Petrancek, 1952.....	.588
7. Evan Eschmeyer, 1999.....	.584
8. Ryan Young, 2021.....	.574
9. Dererk Pardon, 2019.....	.571
10. Evan Eschmeyer, 1996.....	.560

Three-Point Field Goals

1. Craig Moore, 2009.....	110
2. Craig Moore, 2008.....	97
3. John Shurna, 2012.....	95
Michael Thompson, 2011.....	95
5. Michael Thompson, 2010.....	88
6. Sean Wink, 1998.....	86
7. Winston Blake, 2001.....	83
8. Scottie Lindsey, 2018.....	79
9. John Shurna, 2010.....	78
10. Todd Leslie, 1994.....	77

Three-Point FG Attempts

1. Craig Moore, 2009.....	271
2. Michael Thompson, 2011.....	242
Craig Moore, 2008.....	242
4. Winston Blake, 2001.....	221
5. John Shurna, 2010.....	220
6. Scottie Lindsey, 2018.....	218
7. Tre Demps, 2016.....	217
8. John Shurna, 2012.....	216
9. Michael Thompson, 2010.....	214
10. Chase Audige, 2023.....	206

Three-Point FG Percentage

(Minimum 40 Attempts)

1. Rob Ross, 1989.....	.525
2. Todd Leslie, 1991.....	.512
3. Nathan Taphorn, 2015.....	.500
4. Rex Walters, 1990.....	.473
5. Nathan Taphorn, 2017.....	.470
6. Vedran Vukusic, 2002.....	.469
7. Phil Styles, 1988.....	.462
8. Sean Wink, 1998.....	.457
9. Jeff Grose, 1987.....	.455
10. Pete Nance, 2022.....	.452

Free Throws


1. Evan Eschmeyer, 1999.....	208
2. Evan Eschmeyer, 1998.....	185
3. Dale Kelley, 1970.....	164
4. Frank Ehmann, 1955.....	151
5. Ron Shoger, 1971.....	143
6. Joe Ruklick, 1959.....	139
7. Cedric Neloms, 1992.....	135
Billy McKinney, 1976.....	135
9. Kevin Rankin, 1992.....	133
10. Jim Burns, 1966.....	129
Ray Ragelis, 1951.....	129

Free Throw Attempts

1. Evan Eschmeyer, 1998.....	302
2. Evan Eschmeyer, 1999.....	273
3. Frank Ehmann, 1955.....	234
4. Dale Kelley, 1970.....	212
5. Ray Ragelis, 1951.....	202
6. Joe Ruklick, 1959.....	196
7. Barry Moran, 1971.....	195
8. Jitim Young, 2004.....	190
9. Jim Burns, 1966.....	186
10. Hal Grant, 1955.....	185



**CRAIG MOORE** (2006-09) hit a school-record 110 3-pointers during his senior year, the fifth-best single-season total in Big Ten history. He ranks fourth all-time in the conference with 845 career 3-point attempts and fifth with 320 makes.



**DALE KELLEY** still holds the school single-season record with a scoring average of 24.3 points per game established during the 1969-70 season.

INDIVIDUAL SEASON RECORDS

Free Throw Percentage

(Minimum 60 Attempts)

1. Jim Stack, 1981	900
2. Jerry Marifke, 1979	887
3. Dan Davis, 1969	882
4. Patrick Baldwin, 1993	880
5. Bill Sticklen, 1948	876
6. Brian Gibson, 1980	873
Willie Williams, 1975	873
8. Bill Gibbs, 1963	871
9. Bryant McIntosh, 2017	870
10. <b>Boo Buie, 2023</b>	<b>869</b>

Rebounds

1. Jim Pitts, 1966	321
2. Joe Ruklick, 1958	306
3. Evan Eschmeyer, 1999	292
4. Evan Eschmeyer, 1998	290
5. Joe Ruklick, 1959	287
6. Joe Ruklick, 1957	275
7. Don Adams, 1969	268
Jim Pitts, 1965	268
9. Don Adams, 1968	256
10. Don Adams, 1970	249

Rebound Average

1. Joe Ruklick, 1958	13.9
2. Jim Pitts, 1965	13.4
Jim Pitts, 1966	13.4
4. Jim Pitts, 1964	13.2
5. Joe Ruklick, 1959	13.0
6. Joe Ruklick, 1957	12.5
7. Rick Lopossa, 1964	11.5
8. Phil Warren, 1959	11.3
9. Don Adams, 1969	11.2
10. Don Adams, 1968	11.1
Phil Warren, 1958	11.1
Ray Ragelis, 1951	11.1

Assists

1. Bryant McIntosh, 2016	213
2. Bryant McIntosh, 2017	188
3. Tim Doyle, 2007	157
4. <b>Boo Buie, 2023</b>	<b>154</b>
Patrick Baldwin, 1994	154
6. Bryant McIntosh, 2015	150
7. Bryant McIntosh, 2018	149
8. Michael Thompson, 2011	147
9. Michael Thompson, 2010	139
10. Patrick Baldwin, 1993	136

Steals

1. Patrick Baldwin, 1991	90
2. Chase Audige, 2023	81
3. Patrick Baldwin, 1993	74
4. Art Aaron, 1984	67
5. Jitim Young, 2004	66
6. Patrick Baldwin, 1994	59
7. Jeremy Nash, 2010	58
8. Mohamed Hachad, 2004	57
9. Craig Moore, 2008	55
Jitim Young, 2002	55
Shawn Watts, 1987	55

Blocked Shots

1. Jim Pitts, 1966 *	123
2. Alex Olah, 2015	59
3. Alex Olah, 2014	58
4. Dererk Pardon, 2018	56
5. John Shurna, 2012	55
6. Dererk Pardon, 2017	50
7. Evan Eschmeyer, 1999	48
8. Kevin Rankin, 1992	45
9. Gavin Skelly, 2017	44
10. <b>Matthew Nicholson, 2023</b>	<b>40</b>
Brian Pitts, 1987	40

\* Blocked shots were not an official NCAA statistic until 1986.

Games Played

1. Vic Law, 2017	36
Sanjay Lumpkin, 2017	36
Bryant McIntosh, 2017	36
Gavin Skelly, 2017	36
5. Isiah Brown, 2017	35
Nathan Taphorn, 2017	35
7. <b>Boo Buie, 2023</b>	<b>34</b>
<b>Ty Berry, 2023</b>	<b>34</b>
<b>Brooks Barnhizer, 2023</b>	<b>34</b>
<b>Matthew Nicholson, 2023</b>	<b>34</b>
Chase Audige, 2023	34
Robbie Beran, 2023	34
Tyodus Verhoeven, 2023	34
Drew Crawford, 2011	34
Davide Curletti, 2011	34
Michael Thompson, 2011	34
Luka Mirkovic, 2011	34
Drew Crawford, 2010	34
Alex Marcotullio, 2010	34
Alex Marcotullio, 2011	34
Michael Thompson, 2010	34
John Shurna, 2010	34
Jeremy Nash, 2010	34

Games Started

1. Vic Law, 2017	36
Sanjay Lumpkin, 2017	36
Bryant McIntosh, 2017	36
4. <b>Boo Buie, 2023</b>	<b>34</b>
<b>Ty Berry, 2023</b>	<b>34</b>
Chase Audige, 2023	34
Robbie Beran, 2023	34
Drew Crawford, 2011	34
Michael Thompson, 2011	34
Luka Mirkovic, 2011	34
Michael Thompson, 2010	34
John Shurna, 2010	34
Drew Crawford, 2010	34
Jeremy Nash, 2010	34

Minutes Played

1. Michael Thompson, 2010	1,281
2. Michael Thompson, 2011	1,268
3. John Shurna, 2010	1,238
4. John Shurna, 2012	1,232
5. Bryant McIntosh, 2017	1,231
6. Tre Demps, 2016	1,184

7. <b>Boo Buie, 2023</b>	<b>1,185</b>
8. Jeremy Nash, 2010	1,180
9. Drew Crawford, 2014	1,170
10. Chase Audige, 2023	1,169

Current players in **bold**



**ALEX OLAH** holds Northwestern's top two single-season blocked shot totals over the last 50 years. He is the school's all-time leader with 181 career blocks.



**PATRICK BALDWIN** is the school's all-time leader in steals (272). He also holds the NU all-time records for steals in a game (9) and season (90).

INDIVIDUAL GAME RECORDS

Points

1. Rich Falk vs. Iowa, 2/24/64 .....	49
2. Rick Lopossa at Illinois, 2/1/64.....	40
Joe Ruklick vs. Illinois, 3/8/58.....	40
4. Geno Carlisle at Wisconsin, 2/21/96 .....	39
Dale Kelley at Wisconsin, 3/3/70.....	39
6. Jim Burns vs. Michigan, 3/5/66.....	38
Frank Ehmann vs. Michigan, 1/31/55.....	38
8. John Shurna vs. LSU, 11/17/11 .....	37
Kevin Coble vs. Indiana, 2/23/08 .....	37
Evan Eschmeyer vs. Penn State, 2/8/98.....	37
Tony Allen vs. UNLV, 12/20/77 .....	37
Billy McKinney at Notre Dame, 12/4/74 .....	37
Jim Burns vs. Purdue, 1/8/66.....	37
Rich Falk at Michigan State, 2/29/64.....	37

Field Goals

1. Rich Falk vs. Iowa, 2/24/64 .....	19
2. Billy McKinney at Notre Dame, 12/4/74 .....	17
Joe Ruklick vs. Illinois, 3/8/58.....	17
4. Dale Kelley vs. Michigan, 1/30/70.....	16
Dale Kelley vs. Texas A&M, 12/30/69 .....	16
Don Adams vs. George Washington, 12/9/69.....	16
Rick Lopossa at Illinois, 2/1/64.....	16
Rich Falk at Michigan State, 2/29/64.....	16
Frank Ehmann vs. Michigan, 1/31/55.....	16
10. Walker Lambiotte at Iowa, 2/2/89 .....	15
Bob Svete vs. Ohio State, 2/28/76 .....	15
Dale Kelley at Wisconsin, 3/3/70.....	15

Field Goal Attempts

1. Rich Falk vs. Iowa, 2/24/64 .....	38
2. Dale Kelley vs. Texas A&M, 12/30/69 .....	32
3. Joe Ruklick at Iowa, 1/24/59.....	31
4. Jim Burns vs. Purdue, 2/15/65.....	30
5. Dale Kelley vs. Michigan, 1/3/70.....	29
Jim Burns vs. Michigan, 3/5/66.....	29
7. Geno Carlisle at Brown, 1/2/96.....	27
Billy McKinney vs. DePaul, 12/1/76.....	27
Dale Kelley at Wisconsin, 3/3/70.....	27
10. Billy McKinney at Notre Dame, 12/4/74 .....	26
Willie Williams vs. Northern Illinois, 2/8/74.....	26
Joe Ruklick vs. Illinois, 3/8/58.....	26

Field Goal Percentage

(Minimum 10 attempts)

1. Evan Eschmeyer vs. DePaul (12-13), 12/6/97.....	.923
2. John Shurna vs. Long Island (10-11), 12/13/10 .....	.909
Patrick Baldwin at Minnesota (10-11), 2/28/91 .....	.909
4. Patrick Baldwin vs. Dartmouth (9-10), 12/29/90 .....	.900
Gaddis Rathel vs. Knox (9-10), 11/27/81 .....	.900
Derek Pardon vs. Michigan (9-10), 12/4/18.....	.900
6. Joe Ruklick vs. Illinois (13-15), 2/11/57.....	.867
7. Evan Eschmeyer at Michigan State (12-14), 1/18/97 .....	.857
9. Vedran Vukusic vs. Michigan (11-13), 2/26/05.....	.846
Bob Grady vs. Iowa (11-13), 1/21/82.....	.846
10. Evan Eschmeyer at Michigan (9-11), 3/3/97 .....	.818
Rex Walters vs. Indiana (9-11), 1/11/90.....	.818
Shon Morris vs. Ohio State (9-11), 2/6/88.....	.818
Shon Morris vs. Northern Illinois (9-11), 12/1/86.....	.818

Three-Point Field Goals Made

1. Scottie Lindsey at Iowa, 2/25/18.....	9
John Shurna vs. Eastern Illinois, 12/18/11 .....	9
Craig Moore at Brown, 11/22/08 .....	9
4. Drew Crawford vs. North Carolina A&T, 12/13/09 .....	8
Craig Moore at Michigan, 2/26/08 .....	8
6. <b>Boo Buie vs. Purdue Fort Wayne, 11/18/22 .....</b>	<b>7</b>
Scottie Lindsey at DePaul, 12/16/17.....	7
John Shurna at Northern Illinois, 11/12/10.....	7
Craig Moore vs. Ohio State, 2/18/09.....	7
Craig Moore vs. Michigan State, 1/24/08.....	7
Craig Moore vs. Miami (Fla.), 11/28/06.....	7
Winston Blake vs. Michigan, 1/27/01 .....	7
Todd Leslie at Youngstown State, 12/15/93 .....	7
Todd Leslie at Iowa, 3/1/92 .....	7


Three-Point Field Goal Attempts

1. Craig Moore at Iowa, 2/7/09.....	18
2. Tre Demps at Iowa, 1/21/16.....	15
Craig Moore at Ohio State, 3/8/09 .....	15
4. Craig Moore vs. Minnesota, 3/12/09 .....	14
Craig Moore at Ohio State, 1/6/08 .....	14
Craig Moore vs. Michigan State, 1/24/08.....	14
Geno Carlisle vs. Wisconsin, 1/20/96 .....	14
Geno Carlisle at Brown, 1/2/96.....	14
9. 14 times, most recently:.....	13
<b>Boo Buie vs. Purdue Fort Wayne, 11/18/22 .....</b>	<b>13</b>

Three-Point Field Goal Percentage

(Minimum 5 Attempts)

1. Todd Leslie vs. Saint Louis (6-6), 12/22/90.....	1.000
Kevin Coble vs. Utah (5-5), 12/21/06.....	1.000
Todd Leslie vs. Morgan State (5-5), 12/21/90 .....	1.000
4. Scottie Lindsey vs. New Orleans (6-7), 11/28/15.....	.857
Aaron Falzon vs. Indiana (6-7), 1/26/19 .....	.857
5. Vic Law at Nebraska (5-6), 1/8/17 .....	.833
Vic Law at Butler (5-6), 11/16/16.....	.833
Michael Thompson at Wisconsin (5-6), 2/27/11 .....	.833
Kevin Coble vs. Indiana (5-6), 2/23/08 .....	.833
T.J. Parker vs. Fordham (5-6), 12/22/02.....	.833
Winston Blake at Penn State (5-6), 1/13/01 .....	.833
Steve Lepore vs. Western Carolina (5-6), 12/18/99.....	.833
Sean Wink vs. Michigan State (5-6), 1/31/98 .....	.833
Geno Carlisle vs. Penn State (5-6), 1/13/96 .....	.833



**RICH FALK** (42) holds the record for points in a game, with 49, setting the mark against Iowa in 1964. He drained 19 field goals in that contest, also a Northwestern mark that still stands.



INDIVIDUAL GAME RECORDS

**Free Throws**

1. Evan Eschmeyer vs. Minnesota, 2/27/99.....	17
Evan Eschmeyer vs. Penn State, 2/8/98.....	17
Geno Carlisle at Wisconsin, 2/21/96.....	17
Shon Morris vs. Northern Arizona, 12/29/87.....	17
5. Cedric Neloms vs. Northeastern, 12/14/91.....	16
Mark Sibley vs. Minnesota, 3/10/73.....	16
Ron Shoger vs. Iowa, 1/30/71.....	16
Joe Ruklick vs. Detroit, 12/29/56.....	16
Phil Warren vs. Detroit, 12/29/56.....	16
Glen Lose vs. Oregon, 12/20/55.....	16

**Free Throw Attempts**

1. Evan Eschmeyer vs. Minnesota, 1/7/98.....	22
Evan Eschmeyer vs. Penn State, 2/8/98.....	22
Joe Ruklick vs. Detroit, 12/29/56.....	22
4. Evan Eschmeyer vs. Minnesota, 2/27/99.....	21
Mark Sibley vs. Minnesota, 3/10/73.....	21
6. Geno Carlisle at Wisconsin, 2/21/96.....	20
7. Glen Lose vs. Oregon, 12/20/55.....	20
8. Evan Eschmeyer vs. Michigan, 2/4/99.....	19
Shon Morris vs. Northern Arizona, 12/29/87.....	19
Phil Warren vs. Detroit, 12/29/56.....	19
Frank Ehmann vs. Illinois, 2/5/55.....	19

**Free Throw Percentage**

(Minimum 10 attempts)

1. Jeff Grose vs. DePaul (13-13), 12/21/87.....	1.000
2. Jeff Grose at Minnesota (12-12), 2/20/86.....	1.000
3. Chase Audige vs. Brown (10-10), 12/29/22.....	1.000
Michael Thompson at Indiana (11-11), 2/19/11.....	1.000
Ben Johnson vs. Pepperdine (11-11), 1/8/00.....	1.000
Kevin Rankin at Illinois (11-11), 2/28/92.....	1.000
Rod Roberson vs. East Tenn. St. (11-11), 12/28/78.....	1.000
Dale Kelley vs. Purdue (11-11), 1/24/70.....	1.000
Dale Kelley vs. Michigan State (11-11), 1/10/70.....	1.000
9. Evan Eschmeyer at Wisconsin (10-10), 2/10/99.....	1.000
Art Aaron vs. Illinois (10-10), 2/4/84.....	1.000
Billy McKinney vs. Michigan State (10-10), 1/27/77.....	1.000
Billy McKinney vs. Purdue (10-10), 1/12/76.....	1.000
Willie Williams at Ohio State (10-10), 2/2/74.....	1.000
Ron Shoger vs. Michigan (10-10), 1/23/71.....	1.000
Dale Kelley vs. Rutgers (10-10), 12/26/69.....	1.000
Jim Sarno vs. Florida (10-10), 12/6/69.....	1.000
Terry Gamber vs. Kentucky (10-10), 12/10/66.....	1.000

**Rebounds**

1. Jim Pitts vs. Indiana, 2/13/65.....	29
2. Jim Pitts vs. Indiana, 2/19/66.....	26
3. Chuck Brandt vs. Illinois, 3/5/60.....	24
4. Jim Pitts vs. Notre Dame, 12/21/63.....	23
Bill Schulz vs. Iowa, 2/11/56.....	23
6. Dererk Pardon vs. Nebraska, 1/26/17.....	22
Jim Pitts vs. Ohio State, 1/22/66.....	22
Joe Ruklick at Iowa, 1/24/59.....	22
9. Evan Eschmeyer vs. Penn State, 1/20/99.....	21
Joe Ruklick vs. Western Michigan, 1957.....	21

**Assists**

1. Bryant McIntosh vs. Minnesota, 1/10/18.....	16
2. Patrick Baldwin vs. Youngstown State, 12/5/92.....	14
3. Bryant McIntosh vs. Rutgers, 2/27/16.....	13
Terry Gamber vs. Rhode Island, 12/28/66.....	13
5. Jerry Marifke vs. Wisconsin, 2/19/77.....	12
6. Bryant McIntosh at Minnesota, 1/9/16.....	11
7. Bryant McIntosh vs. Iowa, 1/15/17.....	10
Bryant McIntosh vs. Penn State, 1/16/16.....	10
Bryant McIntosh vs. Sacred Heart, 12/21/15.....	10
Michael Thompson vs. Penn State, 1/2/08.....	10
Ben Johnson vs. Penn State, 2/21/01.....	10
Evan Eschmeyer at Indiana, 1/13/99.....	10
Patrick Baldwin vs. Holy Cross, 12/21/92.....	10
Rob Ross vs. Wisconsin, 1/27/90.....	10

**Steals**

1. Patrick Baldwin vs. Oakland, 11/27/90.....	9
2. Jitim Young vs. Penn State, 3/11/04.....	8
Patrick Baldwin vs. Vanderbilt, 12/2/91.....	8
Shawn Watts vs. Rollins, 12/13/86.....	8
5. Jeremy Nash vs. Chicago State, 2/4/09.....	7
Craig Moore vs. Savannah State, 12/1/07.....	7
Mike Capocci vs. Benedictine (Ill.), 11/20/07.....	7
Patrick Baldwin at Holy Cross, 12/21/92.....	7
Patrick Baldwin at Purdue, 2/27/93.....	7
Patrick Baldwin vs. Loyola, 12/15/90.....	7
Patrick Baldwin vs. Illinois, 3/2/91.....	7
Shawn Watts vs. Marquette, 12/16/86.....	7

**Blocked Shots**

1. Jim Pitts vs. Purdue, 1/8/66.....	10
2. Dererk Pardon at Rutgers, 1/12/17.....	8
3. Aaron Jennings vs. New Hampshire, 11/25/02.....	7
Evan Eschmeyer vs. Purdue, 1/27/99.....	7
Jim Wallace vs. Ohio, 1976.....	7
6. Dererk Pardon vs. Minnesota, 1/10/18.....	6
Dererk Pardon vs. Notre Dame, 11/22/16.....	6
Alex Olah vs. New Orleans, 11/28/15.....	6
Alex Olah at Indiana, 1/18/14.....	6
Kevin Rankin vs. Vanderbilt, 12/2/91.....	6
Jim Pitts vs. Wisconsin, 1966.....	6
Evan Eschmeyer at Seton Hall, 12/14/96.....	6

Current players in **bold**

## TEAM GAME RECORDS

**Points**

- 121 at Tulane, 12/19/66
- 120 vs. Ball State, 12/5/66
- 118 vs. West Virginia, 12/27/58
- 116 vs. Kentucky, 12/10/66
- 111 vs. Chicago State, 12/5/20  
111 vs. Purdue, 1/8/66
- 108 vs. Tulane, 12/5/89
- 105 vs. Michigan, 2/11/67  
105 vs. Michigan State, 1/8/76
- 104 vs. Illinois, 1/10/67

**Field Goals**

- 50 vs. Kentucky, 12/10/66  
50 vs. Ball State, 12/5/66
- 46 vs. Tulane, 12/19/66
- 45 vs. West Virginia, 12/27/58
- 44 vs. Valparaiso, 12/9/75  
44 vs. Western Michigan, 12/2/57

**Field Goal Attempts**

- 102 vs. Western Illinois, 12/18/72
- 98 at Iowa, 1/24/59
- 94 vs. Kansas, 12/7/57
- 90 at Purdue, 1/7/78  
90 vs. Michigan, 1/31/55

**Field Goal Percentage**

- .702 vs. Troy State, 12/2/97
- .692 vs. Michigan, 2/21/81
- .690 vs. Utah, 12/21/06
- .686 vs. Minnesota, 2/25/83
- .676 vs. Army, 12/12/95

**Three-Point Field Goals**

- 20 vs. Mississippi Valley St., 12/2/11  
20 vs. North Carolina A&T, 12/13/09
- 17 vs. Rutgers, 2/27/16
- 16 at Illinois, 12/30/09 (OT)
- 15 vs. Sacred Heart, 12/21/15  
15 vs. Chicago State, 12/13/15  
15 at Minnesota, 2/18/15  
15 at Penn State, 2/25/12  
15 at Boston College, 3/19/11  
15 at Northern Illinois, 11/12/10  
15 vs. Arkansas State, 12/3/07

**Three-Point FG Attempts**

- 47 at Illinois, 12/30/09 (OT)  
47 vs. North Carolina A&T, 12/13/09
- 42 at Indiana, 3/6/10 (OT)
- 39 vs. Mississippi Valley St., 12/2/11  
39 at Minnesota, 1/26/11
- 38 at Washington State, 3/23/11  
38 at Illinois, 1/6/11
- 36 vs. Chicago State, 12/13/15  
36 at Boston College, 3/19/11  
36 at Ohio State, 2/1/03  
36 vs. Illinois, 3/13/19

**Three-Point Field Goal Percentage***(Minimum 10 Attempts)*

- .733 vs. Utah (11-15), 12/21/06
- .714 vs. Army (10-14), 12/12/95
- .700 vs. Tulane (7-10), 12/5/89
- .692 vs. Saint Louis (9-13), 12/22/90
- .667 vs. W. Carolina (10-15), 12/18/99
- .647 vs. Miss. Valley St. (11-17), 12/2/00
- .636 vs. Morgan State (7-11), 12/21/90  
.636 vs. Michigan (7-11), 1/17/91  
.636 vs. Iowa (7-11), 1/16/88
- .632 vs. Georgia Tech (12-19), 11/30/10

**Free Throws**

- 40 vs. Detroit, 12/29/56
- 39 vs. Northeastern, 12/14/91
- 38 vs. Wisconsin, 3/6/93
- 37 vs. Michigan State, 1/10/70
- 35 vs. Creighton, 12/27/91  
35 vs. Iowa, 1/30/71  
35 vs. Ohio State, 2/25/67  
35 vs. Western Michigan, 12/6/52  
35 vs. La Salle, 11/23/18

**Free Throw Attempts**

- 56 vs. Detroit, 12/29/56
- 51 vs. Illinois, 2/5/55
- 48 vs. Wisconsin, 3/6/93
- 48 vs. Indiana, 3/2/53  
48 vs. Northern Illinois, 11/13/09
- 46 vs. Chicago, 11/26/88  
46 vs. Purdue, 2/20/54  
46 vs. Indiana, 2/16/52
- 45 vs. Penn State, 3/1/03

**Free Throw Percentage***(Minimum 15 attempts)*

- 1.000 vs. Michigan St. (24-24), 1/27/77
- 1.000 vs. Minnesota (23-23), 2/20/86
- 1.000 vs. No. Kentucky (18-18), 12/27/14
- 1.000 vs. No. Illinois (16-16), 11/31/81  
1.000 vs. Ohio State (16-16), 2/2/74
- 1.000 at Illinois (15-15), 2/26/92
- .958 vs. Saint Peter's (23-24), 11/13/17
- .957 vs. Illinois (22-23), 3/14/03
- .952 vs. Wisconsin (20-21), 2/24/79  
.952 vs. Michigan St. (20-21), 1/10/70

**Assists**

- 33 vs. Rutgers, 2/27/16
- 32 vs. Benedictine (Ill.), 11/20/07
- 30 vs. Sacred Heart, 12/21/15  
30 vs. Mississippi Valley St., 12/2/11  
30 vs. Troy State, 12/2/97
- 29 vs. Iowa, 1/15/17
- 28 vs. Chicago State, 12/5/20
- 27 at Boston College, 3/19/11  
27 vs. Northwestern State, 12/31/06  
27 vs. Holy Cross, 12/20/93  
27 vs. Tulane, 12/5/89  
27 vs. Michigan, 1/26/80  
27 vs. Wisconsin, 2/19/77  
27 vs. Ohio, 12/1/73

**Rebounds**

- 72 vs. Western Illinois, 12/18/72  
72 vs. Ball State, 12/5/66
- 71 vs. Valparaiso, 12/19/70  
71 vs. Tulane, 12/18/65
- 68 vs. Indiana, 2/18/67

**Steals**

- 22 vs. Penn State, 3/11/04  
22 vs. Chicago, 11/27/93
- 18 vs. Howard, 12/20/07  
18 vs. Florida International, 12/1/90
- 17 vs. Savannah State, 12/1/07  
17 vs. Penn State, 2/19/05  
17 at Minnesota, 2/9/05  
17 vs. Iowa, 1/12/84  
17 vs. Rice, 12/2/78
- 16 vs. Eastern Illinois, 11/9/21

**Blocked Shots**

- 15 at Rutgers, 1/12/17
- 12 vs. Loyola (Md.), 11/10/17  
12 vs. IUPUI, 12/20/16  
12 vs. Iowa, 2/15/15 (OT)  
12 vs. Purdue, 2/2/13
- 11 vs. SIU Edwardsville, 12/5/15  
11 vs. Loras, 11/26/84
- 10 vs. Miami (Ohio), 11/25/14  
10 vs. Purdue, 1/21/14 (2OT)  
10 vs. Indiana, 1/9/11  
10 vs. UMKC, 12/15/08  
10 vs. Purdue, 1/8/66  
10 at Oklahoma, 12/21/18



## TEAM SEASON RECORDS

### Wins

- 24—2017
- 22—2023
- 20—2016  
20—2011  
20—2010
- 19—2012
- 18—1983
- 17—2009
- 16—2002  
16—1931

### Winning Pct.

- .941—1931 (16-1)
- .789—1933 (15-4)
- .778—1913 (14-4)
- .750—1946 (15-5)
- .737—1916 (14-5)

### Points

- 2,558—2017
- 2,441—2011
- 2,351—2010
- 2,304—2016
- 2,303—2023
- 2,286—2012
- 2,262—2022
- 2,203—2018
- 2,189—1990
- 2,174—1994

### Points Per Game Avg.

- 91.3—1967
- 82.8—1970
- 81.6—1971
- 80.5—1959
- 79.5—1955
- 78.2—1990
- 78.0—1969
- 77.0—1964
- 76.9—1968
- 76.8—1958

### Scoring Defense

- 52.7—1948
- 55.5—1949
- 56.8—1984
- 57.1—1999
- 58.5—2006
- 58.7—2007
- 59.1—2002
- 59.8—1950
- 60.1—1983
- 60.5—2009

### Field Goals

- 913—2017
- 853—2011
- 837—2016
- 825—1990
- 824—2022
- 814—1989
- 801—2023  
801—1976
- 790—2012
- 789—2010

### Field Goal Att.

- 2,092—2017
- 1,968—2023
- 1,928—2022
- 1,897—2011
- 1,860—2016
- 1,850—1973
- 1,838—1965
- 1,827—2,019
- 1,820—2010
- 1,813—2018

### Field Goal Pct.

- .486—1989
- .475—1990
- .474—1998
- .468—1994  
.468—1991
- .463—1976
- .460—1984  
.460—1983
- .458—1988
- .457—1992

### 3-Point Field Goals

- 319—2011
- 317—2010
- 297—2012
- 278—2016
- 259—2023  
259—2022
- 255—2018  
255—2017  
255—2009
- 246—2008

### 3-Point Field Goal Att.

- 887—2010
- 858—2011
- 807—2023
- 776—2016
- 771—2012
- 746—2022
- 745—2017  
745—2019
- 720—2018
- 710—2013

### 3-Point Field Goal Pct.

- .446—1990
- .434—1991
- .391—1988
- .386—2009
- .385—2012
- .383—1989
- .379—1998
- .378—1994
- .375—1999
- .372—2011

### Free Throws

- 541—1970
- 535—1971
- 499—1953
- 497—1992
- 489—1955
- 477—2017
- 475—1967  
475—1954
- 471—1966
- 470—1991

### Free Throw Att.

- 775—1953
- 774—1955
- 745—1954
- 737—1971
- 728—1970
- 710—1956
- 685—1966
- 665—1968
- 661—1969
- 658—1965

### Free Throw Pct.

- .768—1991
- .763—1992
- .757—2023
- .748—2017
- .747—2018
- .745—1980
- .744—1976
- .743—1970
- .735—2019
- .732—2015

### Rebounds

- 1,398—1965
- 1,304—2017
- 1,268—1966
- 1,228—1959
- 1,217—1973
- 1,203—1968
- 1,193—1964
- 1,178—1969  
1,178—1967
- 1,174—2023

### Rebound Avg.

- 58.2—1965
- 56.8—1964
- 55.8—1959
- 53.5—1967
- 52.8—1966
- 52.7—1957
- 52.3—1968
- 50.9—1955
- 50.7—1973
- 49.2—1960

### Rebound Margin

- +8.3—1955
- +6.2—1965
- +6.2—1998
- +5.1—1966
- +5.0—1968
- +3.5—1964
- +3.4—1959
- +3.3—1951
- +2.5—1982
- +2.2—1969

### Assists

- 568—2011
- 565—2010
- 541—2017
- 527—2016
- 516—1994
- 512—2012
- 492—2008
- 490—2022
- 474—2005
- 472—2009

### Steals

- 267—2023
- 261—2007
- 240—2008
- 238—2004
- 231—2005
- 227—2011
- 225—2009  
225—2006  
225—1990
- 222—1993

### Blocked Shots


- 175—2017
- 136—2018
- 134—2019
- 133—2023  
133—2010
- 126—2015
- 124—2012
- 121—2016
- 121—2014
- 108—2022  
108—2011




YEAR-BY-YEAR LEADERS

SCORING

Year	Player	Pos.	GP	FG	FT	3FG	Pts.	Avg.
1948	Bill Sticklen	F	20	106	78	—	290	14.5
1949	Ray Ragelis	F	21	99	66	—	264	12.6
1950	Ray Ragelis	F	22	133	72	—	338	15.4
1951	Ray Ragelis	F	22	146	129	—	421	19.1
1952	Frank Petrancek	C	22	120	73	—	313	14.2
1953	Larry Kurka	F	22	109	55	—	273	12.4
1954	Frank Ehmann	F	21	140	103	—	383	18.2
1955	Frank Ehmann	F	21	175	151	—	501	23.9
1956	Dick Mast	G	22	180	103	—	463	21.0
1957	Joe Ruklick	C	22	141	114	—	396	18.0
1958	Joe Ruklick	C	22	161	92	—	414	18.2
1959	Joe Ruklick	C	22	183	139	—	505	23.0
1960	Willie Jones	F/C	23	146	109	—	410	17.5
1961	Ralph Wells	G	22	115	79	—	309	14.0
1962	Ralph Wells	G	23	112	88	—	312	13.6
1963	Rich Falk	G	24	146	80	—	372	15.5
1964	Rich Falk	G	21	204	81	—	489	23.3
1965	Jim Burns	G	24	167	77	—	411	17.1
1966	Jim Burns	G	24	178	129	—	485	20.2
1967	Jim Burns	G	22	177	118	—	472	21.5
1968	Dale Kelley	G	19	112	88	—	312	16.4
1969	Dale Kelley	G	23	163	90	—	416	18.1
1970	Dale Kelley	G	24	209	164	—	582	24.3
1971	Barry Moran	F	24	146	128	—	420	17.5
1972	Mark Sibley	G	23	128	68	—	324	14.0
1973	Mark Sibley	G	24	184	93	—	461	19.2
1974	Billy McKinney	G	24	165	48	—	378	15.8
1975	Billy McKinney	G	26	199	75	—	473	18.2
1976	Billy McKinney	G	27	199	135	—	533	19.8
1977	Billy McKinney	G	25	205	106	—	516	20.6
1978	Tony Allen	F	26	160	73	—	393	15.1
1979	Rod Roberson	G	27	109	64	—	282	10.4
1980	Jim Stack	F	27	144	60	—	348	12.9
1981	Rod Roberson	G	27	173	118	—	464	17.2
1982	Jim Stack	F	27	158	85	—	401	14.9
1983	Jim Stack	F	30	173	95	6	447	14.9
1984	Art Aaron	G/F	27	187	83	—	457	16.9
1985	Andre Goode	F	28	157	38	—	352	12.6
1986	Shon Morris	F/C	27	153	126	—	432	16.0
1987	Shon Morris	F/C	28	140	96	3	379	13.5
1988	Shon Morris	F/C	28	155	104	9	423	15.1
1989	Walker Lambiotte	F	27	207	64	8	486	18.0
1990	Rex Walters	G	28	181	77	53	492	17.6
1991	Todd Leslie	G	28	132	63	65	392	14.0
1992	Cedric Neloms	F	28	132	135	3	402	14.4
1993	Cedric Neloms	F	26	155	120	8	438	16.8
1994	Kevin Rankin	C	29	163	107	10	443	15.3
1995	Cedric Neloms	F	26	113	125	4	335	13.7
1996	Geno Carlisle	G	27	170	119	73	532	19.7
1997	Evan Eschmeyer	C	29	147	116	0	410	14.1
1998	Evan Eschmeyer	C	27	200	328	0	585	21.7
1999	Evan Eschmeyer	C	29	180	208	0	568	19.6
2000	Ben Johnson	G	30	118	76	37	349	11.6
2001	Winston Blake	G/F	30	121	33	83	358	11.9
2002	Winston Blake	G/F	29	126	72	69	393	13.6
2003	Jitim Young	G	29	140	86	23	389	13.4
2004	Jitim Young	G	29	182	123	32	519	17.9
2005	Vedran Vukusic	F	31	189	75	67	520	16.8
2006	Vedran Vukusic	F	28	191	88	63	533	19.0
2007	Kevin Coble	F	29	156	31	45	388	13.4
2008	Kevin Coble	F	21	130	39	35	334	15.9
2009	Kevin Coble	F	31	179	76	47	481	15.5
2010	John Shurna	F	34	217	107	78	619	18.2
2011	John Shurna	F	32	176	104	75	531	16.6
2012	John Shurna	F	33	228	110	95	661	20.0
2013	Reggie Hearn	G	30	128	108	38	402	13.4
2014	Drew Crawford	G/F	32	169	114	50	502	15.7
2015	Tre Demps	G	32	149	48	55	401	12.5
2016	Tre Demps	G	32	189	51	72	501	15.7
2017	Bryant McIntosh	G	36	199	42	94	534	14.8
2018	Scottie Lindsey	G	32	169	79	68	485	15.2
2019	Vic Law	F	30	151	92	56	450	15.0
2020	Miller Kopp	F	31	140	60	65	405	13.1
2021	Chase Audige	G	24	112	31	40	295	12.3
2022	Pete Nance	F	30	166	63	42	437	14.6
2023	Boo Buie	G	34	199	126	64	588	17.3



SHON MORRIS (1984-88)



ART AARON (1980-84)



## YEAR-BY-YEAR LEADERS

### REBOUNDING

Year	Player	Pos.	GP	Reb.	Avg.
1951	Ray Ragelis	F	22	245	11.1
1952	Frank Petrancek	C	22	208	9.5
1953	John Biever	G	22	142	6.4
1954	Hal Grant	C	22	147	6.7
1955	Hal Grant	F	22	236	10.7
1956	Bill Schulz	C	22	208	9.5
1957	Joe Ruklick	C	22	275	12.5
1958	Joe Ruklick	C	22	306	13.9
1959	Joe Ruklick	C	22	287	13.0
1960	Chuck Brandt	F/C	23	202	8.8
1961	Brad Snyder	F	22	220	10.0
1962	Phil Keeley	F	21	149	7.1
1963	Phil Keeley	F	24	178	7.4
1964	Jim Pitts	C	16	211	13.2
1965	Jim Pitts	C	20	268	13.4
1966	Jim Pitts	C	24	321	13.4
1967	Mike Weaver	F	22	229	10.4
1968	Don Adams	G/F	23	256	11.1
1969	Don Adams	F	24	268	11.2
1970	Don Adams	F	24	249	10.4
1971	Barry Moran	F	24	248	10.3
1972	Barry Hentz	C	23	182	7.9
1973	Greg Wells	F/C	24	220	9.2
1974	Bryan Ashbaugh	F/C	24	235	9.8
1975	James Wallace	C	26	182	7.0
1976	James Wallace	C	25	168	6.7
1977	Bob Svete	F	25	135	5.4
1978	Mike Campbell	F	27	184	6.8
1979	Bob Klaas	C	27	136	5.0
1980	Mike Campbell	F	27	162	6.0
1981	Jim Stack	F	26	172	6.6
1982	Bob Grady	C	27	171	6.3
1983	Andre Goode	F	30	200	6.7
1984	Andre Goode	F	28	159	5.7
1985	John Peterson	F	28	165	5.9
1986	Shon Morris	F/C	27	203	7.5
1987	Shon Morris	F/C	28	229	8.2
1988	Shon Morris	F/C	28	196	7.0
1989	Brian Schwabe	F	28	171	6.1
1990	Brian Schwabe	C	27	176	6.5
1991	Kevin Rankin	F/C	28	206	7.4
1992	Kevin Rankin	F/C	28	214	7.6
1993	Kevin Rankin	C	27	226	8.4
1994	Kevin Rankin	C	29	239	8.2
1995	Brian Chamberlain	F	27	154	5.7
1996	Evan Eschmeyer	C	27	178	6.6
1997	Evan Eschmeyer	C	29	235	8.1
1998	Evan Eschmeyer	C	27	290	10.7
1999	Evan Eschmeyer	C	29	292	10.1
2000	Tavaras Hardy	F	30	171	5.7
2001	Tavaras Hardy	F	30	171	5.7
2002	Tavaras Hardy	F	29	185	6.4
2003	Jitim Young	G	29	148	5.1
2004	Jitim Young	G	29	174	6.0
2005	Mohamed Hachad	G	31	136	4.4
2006	Mohamed Hachad	G	26	129	5.0
2007	Kevin Coble	F	29	152	5.2
2008	Kevin Coble	F	21	114	5.4
2009	Kevin Coble	F	31	148	4.8
2010	John Shurna	F	34	216	6.4
2011	Luka Mirkovic	C	34	177	5.2
2012	John Shurna	F	33	178	5.4
2013	Jared Swopshire	F	24	160	6.7
2014	Drew Crawford	G/F	32	205	6.4
2015	Alex Olah	C	32	220	6.9
2016	Alex Olah	C	26	145	5.6
2017	Dererk Pardon	C	28	225	8.0
2018	Dererk Pardon	C	32	227	7.1
2019	Dererk Pardon	C	32	249	7.8
2020	Ryan Young	C	31	189	6.1
2021	Pete Nance	F	24	163	6.8
2022	Pete Nance	F	30	194	6.5
2023	Matthew Nicholson	C	34	185	5.4

### FIELD GOAL PERCENTAGE

Year	Player	Pos.	GP	FG	FGA	Pct.
1948	Chet Strumillo	G	20	25	79	.316
1949	Jake Fendley	F	21	54	161	.336
1950	Bob Hughes	G	20	64	134	.478
1951	Ray Ragelis	F	22	146	354	.412
1952	Frank Petrancek	C	22	120	204	.588
1953	Hal Grant	C	22	80	203	.394
1954	Hal Grant	C	22	121	285	.425
1955	Dick Mast	G	22	110	257	.427
1956	Jay Hook	G	21	80	219	.365
1957	Phil Warren	F	22	97	235	.413
1958	Joe Ruklick	C	22	161	347	.464
1959	Nick Mantis	G	22	139	302	.461
1960	William North	C	22	45	94	.479
1961	Bill Gibbs	G	18	40	93	.430
1962	Rich Falk	G	23	59	136	.434
1963	Rich Falk	G	24	146	309	.473
1964	Rich Falk	G	21	204	452	.451
1965	Jim Pitts	C	24	83	171	.485
1966	Mike Weaver	F	24	102	208	.490
1967	Mike Weaver	F	22	124	261	.475
1968	Jim Sarno	C	21	77	161	.478
1969	Jim Sarno	C	22	86	176	.489
1970	Mike Reeves	G/F	12	50	101	.495
1971	Barry Hentz	C	23	103	218	.472
1972	Mark Sibley	G	23	128	283	.452
1973	Greg Wells	F/C	24	108	231	.468
1974	Bryan Ashbaugh	F/C	24	147	309	.476
1975	James Wallace	C	26	83	170	.488
1976	Bob Svete	F	27	107	215	.498
1977	Tony Allen	F	27	126	272	.463
1978	Pete Boesen	F	26	97	206	.470
1979	Brian Jung	C	27	77	160	.481
1980	Rod Roberson	C	27	141	265	.532
1981	Paul Schultz	F	27	51	91	.560
1982	Bob Grady	C	27	101	196	.515
1983	Andre Goode	F	30	120	254	.472
1984	Paul Schultz	C	28	83	152	.546
1985	Shawn Watts	G	28	82	181	.453
1986	Shon Morris	F/C	27	153	297	.515
1987	Shon Morris	F/C	28	140	289	.484
1988	Brian Schwabe	F	28	132	244	.541
1989	Brian Schwabe	F	28	143	268	.534
	Walker Lambiotte	F	27	207	388	.534
1990	Kevin Nixon	F	22	65	129	.504
1991	Kevin Rankin	F/C	28	110	218	.505
1992	Charles Howell	C	27	71	136	.522
1993	Kevin Rankin	C	27	147	281	.523
1994	Cedric Neloms	F	29	112	215	.521
1995	Brian Chamberlain	F	27	63	145	.434
1996	Evan Eschmeyer	C	27	94	168	.560
1997	Evan Eschmeyer	C	29	147	220	.613
1998	Evan Eschmeyer	C	27	200	328	.610
1999	Evan Eschmeyer	C	29	180	308	.584
2000	Aaron Jennings	C	29	60	131	.458
2001	Tavaras Hardy	F/C	30	110	238	.462
2002	Tavaras Hardy	F/C	29	128	280	.457
2003	Jitim Young	G	29	140	288	.486
2004	Jitim Young	G	29	182	341	.534
2005	Mohamed Hachad	G	31	108	225	.480
2006	Mohamed Hachad	G	26	119	214	.556
2007	Kevin Coble	F	29	156	316	.494
2008	Jeff Ryan	F	22	50	87	.575
2009	Kevin Coble	F	31	179	379	.472
2010	Luka Mirkovic	C	34	91	189	.481
2011	Luka Mirkovic	C	34	95	185	.514
2012	Reggie Hearn	G	33	86	177	.486
2013	Jared Swopshire	F	24	79	175	.451
2014	Alex Olah	C	33	112	220	.509
2015	Sanjay Lumpkin	G/F	32	50	95	.526
2016	Alex Olah	C	26	116	221	.525
2017	Dererk Pardon	C	28	102	167	.611
2018	Dererk Pardon	C	32	143	231	.619
2019	Dererk Pardon	C	32	173	303	.571
2020	Ryan Young	C	31	107	200	.535
2021	Ryan Young	C	24	70	122	.574
2022	Ryan Young	C	31	104	186	.692
2023	Matthew Nicholson	C	34	86	140	.614

YEAR-BY-YEAR LEADERS

FREE THROW PERCENTAGE


(Minimum 2.0 attempts per game played)

Year	Player	Pos.	GP	FT	FTA	Pct.
1948	Bill Sticklen	F	20	78	89	.876
1949	Bill Sticklen	F	21	59	86	.685
1950	Jake Fendley	F	22	60	83	.723
1951	Bernie Brady	F	21	31	44	.704
1952	John Biever	G	22	64	88	.727
1953	John Biever	G	22	102	136	.750
1954	Larry Kurka	G	22	62	83	.748
1955	Walt Stoepfelwerth	G	22	64	82	.780
1956	Jay Hook	G	21	65	92	.707
1957	Joe Ruklick	C	22	114	151	.755
1958	Joe Ruklick	C	22	92	137	.672
1959	Phil Warren	F	17	37	51	.725
1960	Willie Jones	F/C	23	109	148	.737
1961	Bill Cacciatore	G	21	67	82	.817
1962	Bill Cacciatore	G	22	57	71	.803
1963	Bill Gibbs	G	23	74	85	.871
1964	Rich Falk	G	21	81	106	.764
1965	Ron Kozlicki	F	23	63	77	.818
1966	Mike Weaver	F	24	83	104	.798
1967	Mike Weaver	F	22	88	108	.815
1968	Terry Gamber	G	23	116	145	.800
1969	Dan Davis	F	24	82	93	.882
1970	Dale Kelley	G	24	164	212	.774
1971	Ron Shoger	G	24	143	171	.836
1972	Mark Sibley	G	23	68	85	.800
1973	Mark Sibley	G	24	93	118	.788
1974	Brad Cartwright	F	22	39	45	.867
1975	Willie Williams	F	26	55	63	.873
1976	Billy McKinney	G	27	135	163	.828
1977	Billy McKinney	G	25	106	136	.779
1978	Jerry Marifke	G	27	86	102	.843
1979	Jerry Marifke	G	24	63	71	.887
1980	Brian Gibson	G	27	69	79	.873
1981	Jim Stack	F	26	81	90	.900
1982	Jim Stack	F	27	85	102	.833
1983	Jim Stack	F	30	95	116	.819
1984	Art Aaron	G/F	27	83	120	.692
1985	John Peterson	F	28	49	60	.817
1986	Shon Morris	F/C	27	126	157	.803
1987	Shon Morris	F/C	28	96	120	.800
1988	Jeff Grose	G	28	74	87	.851
1989	Brian Schwabe	F	28	76	103	.738
1990	Rex Walters	G	28	77	97	.794
1991	Charles Howell	C	28	114	132	.864
1992	Kevin Rankin	F/C	28	133	160	.831
1993	Patrick Baldwin	G	25	66	75	.880
1994	Todd Leslie	G	29	62	77	.805
1995	Geno Carlisle	G	26	68	90	.756
1996	Geno Carlisle	G	27	119	154	.773
1997	Jevon Johnson	G	29	63	87	.724
1998	Napoleon Harris	G	18	31	48	.646
1999	Evan Eschmeyer	C	29	208	273	.762
2000	Ben Johnson	G	30	76	91	.835
2001	Ben Johnson	G	30	50	64	.781
2002	Winston Blake	G/F	29	72	90	.800
2003	Aaron Jennings	C	29	60	76	.789
2004	Vedran Vukusic	F	28	65	85	.765
	T.J. Parker	G	29	52	68	.765
2005	Vedran Vukusic	F	31	75	98	.765
2006	Vedran Vukusic	F	28	88	112	.786
2007	Tim Doyle	G/F	31	88	119	.739
2008	Kevin Coble	F	21	39	48	.813
2009	Craig Moore	G	31	50	63	.794
2010	Michael Thompson	G	34	92	111	.829
2011	Michael Thompson	G	34	80	97	.825
2012	John Shurna	F	33	110	146	.753
2013	Reggie Hearn	G	30	108	147	.735
2014	Drew Crawford	G/F	32	114	146	.781
2015	Bryant McIntosh	G	32	58	68	.853
2016	Bryant McIntosh	G	32	70	85	.824
2017	Bryant McIntosh	G	36	94	108	.870
2018	Bryant McIntosh	G	29	49	58	.845
2019	Vic Law	F	30	92	117	.786
2020	Miller Kopp	F	31	60	67	.896
2021	Miller Kopp	F	24	56	66	.848
2022	Boo Buie	G	31	78	98	.796
2023	Boo Buie	G	34	126	145	.869

THREE-POINT FG PERCENTAGE

(Minimum 1.0 made per game played)

Year	Player	Pos.	GP	3FG	3FGA	Pct.
1987	Jeff Grose	G	27	25	55	.455
1988	Phil Styles	G	28	30	65	.462
1989	Rob Ross	G	27	21	40	.525
1990	Rex Walters	G	28	53	112	.473
1991	Todd Leslie	G	28	65	127	.512
1992	Todd Leslie	G	28	50	117	.427
1993	Patrick Baldwin	G	25	18	70	.257
1994	Todd Leslie	G	29	77	185	.416
1995	Geno Carlisle	G	26	30	84	.357
1996	Geno Carlisle	G	27	73	197	.371
1997	Julian Bonner	G	29	33	92	.359
1998	Sean Wink	G	27	86	188	.457
1999	Steve Lepore	G	28	52	133	.391
2000	Steve Lepore	G	30	66	179	.369
2001	Winston Blake	G/F	30	83	221	.383
2002	Winston Blake	G/F	29	69	187	.369
2003	T.J. Parker	G	29	41	106	.387
2004	Vedran Vukusic	F	28	59	154	.383
2005	Vedran Vukusic	F	31	67	186	.360
2006	Vedran Vukusic	F	28	63	175	.360
2007	Kevin Coble	F	29	45	116	.388
2008	Michael Thompson	G	30	45	104	.433
2009	Michael Thompson	G	31	48	115	.417
2010	Michael Thompson	G	34	88	214	.411
2011	John Shurna	F	34	75	173	.434
2012	John Shurna	F	33	95	216	.440
2013	Kale Abrahamson	F	32	34	97	.351
2014	JerShon Cobb	G	25	38	108	.352
2015	Bryant McIntosh	G	32	40	110	.364
2016	Scottie Lindsey	G	31	38	93	.409
2017	Nathan Taphorn	F	35	39	83	.470
2018	Vic Law	F	27	51	133	.383
2019	Vic Law	F	30	56	166	.337
2020	Miller Kopp	F	31	65	164	.396
2021	Ty Berry	G	22	23	63	.365
2022	Pete Nance	F	30	42	93	.452
2023	Robbie Beran	F	34	39	113	.345



JIM STACK (1979-83)



## YEAR-BY-YEAR LEADERS

### ASSISTS

Year	Player	Pos.	GP	Assists
1971	Mark Sibley	G	24	64
1972	Mark Sibley	G	23	60
1973	Kevin Kachan	G	24	68
1974	Bryan Ashbaugh	F/C	24	54
1975	Tim Teasley	G	24	42
1976	Billy McKinney	G	27	95
1977	Billy McKinney	G	25	66
1978	Jerry Marifke	G	27	68
1979	Jerry Marifke	G	24	88
1980	Brian Gibson	G	27	85
1981	Michael Jenkins	G	24	83
1982	Michael Jenkins	G	27	73
1983	Michael Jenkins	G	30	133
1984	Shawn Watts	G	28	98
1985	Shawn Watts	G	28	106
1986	Shawn Watts	G	25	68
1987	Shawn Watts	G	28	107
1988	Phil Styles	G	28	90
1989	Rob Ross	G	27	87
1990	Rex Walters	G	28	125
1991	Patrick Baldwin	G	28	106
1992	Kip Kirkpatrick	G	28	67
1993	Patrick Baldwin	G	25	136
1994	Patrick Baldwin	G	29	154
1995	Geno Carlisle	G	26	101
1996	Jevon Johnson	G	27	84
1997	Jevon Johnson	G	29	84
1998	Julian Bonner	G	27	111
1999	Julian Bonner	G	29	78
2000	Ben Johnson	G	30	73
2001	Collier Drayton	G	30	101
2002	Collier Drayton	G	28	101
2003	T.J. Parker	G	29	79
2004	T.J. Parker	G	29	115
2005	Davor Duvancic	C	30	81
2006	Tim Doyle	G/F	29	110
2007	Tim Doyle	G/F	31	157
2008	Michael Thompson	G	30	128
2009	Michael Thompson	G	31	114
2010	Michael Thompson	G	34	139
2011	Michael Thompson	G	34	147
2012	Dave Sobolewski	G	33	121
2013	Dave Sobolewski	G	32	127
2014	Tre Demps	G	33	73
2015	Bryant McIntosh	G	32	150
2016	Bryant McIntosh	G	32	213
2017	Bryant McIntosh	G	36	188
2018	Bryant McIntosh	G	29	149
2019	Vic Law	F	30	90
	A.J. Turner	F	32	90
2020	Pat Spencer	G	31	132
2021	Boo Buie	G	24	96
2022	Boo Buie	G	31	134
2023	Boo Buie	G	34	154

### STEALS

Year	Player	Pos.	GP	Steals
1979	Rod Roberson	G	27	41
1980	Brian Gibson	G	27	37
1981	Rod Roberson	G	27	37
1982	Gaddis Rathel	G	27	21
1983	Art Aaron	F	30	47
1984	Art Aaron	G/F	28	67
1985	Shawn Watts	G	28	45
1986	Shawn Watts	G	25	33
1987	Shawn Watts	G	28	55
1988	Shon Morris	F/C	28	40
1989	Walker Lambiotte	F	27	37
1990	Walker Lambiotte	F	27	48
1991	Patrick Baldwin	G	28	90
1992	Patrick Baldwin	G	14	49
1993	Patrick Baldwin	G	25	74
1994	Patrick Baldwin	G	29	59
1995	Brian Chamberlain	F	27	19
1996	Jevon Johnson	G	27	32
1997	Jevon Johnson	G	29	36
1998	Julian Bonner	G	27	29
1999	Julian Bonner	G	29	26

2000	Ben Johnson	G	30	24
	Tavaras Hardy	F	30	24
2001	Collier Drayton	G	30	48
2002	Jitim Young	G	29	55
2003	Jitim Young	G	29	47
2004	Jitim Young	G	29	66
2005	T.J. Parker	G	30	45
2006	Mohamed Hachad	G	26	42
2007	Tim Doyle	G/F	31	53
2008	Craig Moore	G	30	55
2009	Craig Moore	G	31	41
	Kevin Coble	F	31	41
2010	Jeremy Nash	G	34	58
2011	Michael Thompson	G	34	49
2012	John Shurna	F	33	41
2013	Reggie Hearn	G	30	35
2014	Sanjay Lumpkin	G/F	33	37
2015	Sanjay Lumpkin	G/F	32	21
	Vic Law	F	32	21
2016	Bryant McIntosh	G	32	31
2017	Vic Law	F	36	38
2018	Vic Law	F	27	29
2019	Vic Law	F	30	31
2020	Pat Spencer	G	31	24
2021	Chase Audige	G	24	37
2022	Chase Audige	G	24	42
2023	Chase Audige	G	34	81

### BLOCKED SHOTS

Year	Player	Pos.	GP	Blks
1979	Mike Campbell	F	27	13
1980	Mike Campbell	F	27	20
1981	Bob Grady	C	15	10
1982	Andre Goode	F	27	24
1983	Andre Goode	F/C	30	22
1984	Art Aaron	G/F	28	23
1985	Andre Goode	F	28	20
1986	Brian Pitts	C	11	7
	Shon Morris	F/C	27	7
	Brian Schwabe	F	27	7
1987	Brian Pitts	C	16	40
1988	Brian Schwabe	F	28	15
1989	Lucis Reece	F	28	9
	Bryan Ross	C	22	9
	Phil Styles	G	28	9
1990	Walker Lambiotte	F	27	9
1991	Kevin Rankin	F/C	28	21
1992	Kevin Rankin	F/C	28	45
1993	Kevin Rankin	C	27	28
1994	Kevin Rankin	C	29	39
1995	Dan Kreft	C	26	21
1996	Evan Eschmeyer	C	27	26
1997	Evan Eschmeyer	C	29	34
1998	Evan Eschmeyer	C	27	24
1999	Evan Eschmeyer	C	29	48
2000	Tavaras Hardy	F	30	24
2001	Tavaras Hardy	F	30	29
2002	Tavaras Hardy	F	29	30
2003	Aaron Jennings	C	29	36
2004	Vedran Vukusic	F	29	16
2005	Vedran Vukusic	F	31	23
2006	Vince Scott	C	29	20
2007	Vince Scott	C	31	32
2008	Jeff Ryan	G/F	22	11
2009	Kevin Coble	F	31	19
2010	John Shurna	F	34	32
2011	John Shurna	F	32	31
2012	John Shurna	F	33	55
2013	Alex Olah	C	31	28
2014	Alex Olah	C	33	58
2015	Alex Olah	C	32	59
2016	Alex Olah	C	26	36
2017	Dererk Pardon	C	28	50
2018	Dererk Pardon	C	32	56
2019	Dererk Pardon	C	32	31
2020	Pete Nance	F	30	29
2021	Pete Nance	F	24	17
2022	Pete Nance	F	30	34
2023	Matthew Nicholson	C	34	40



In 2007, **TIM DOYLE** became the first NU player to record at least 350 points, 150 assists, 100 rebounds and 50 steals in the same season.



**VEDRAN VUKUSIC (2001-06)**

WELSH-RYAN ARENA RECORDS (SINCE 1983-84 SEASON)

TEAM

**Points in a Game**

111, NU vs. Chicago State, 12/5/20

**Points in a Half**

62, Indiana vs. NU (2nd), 2/7/91  
60, NU vs. Chicago State (2nd), 12/5/20

**Most Points in Overtime Period**

20, NU vs. Minnesota, 2/14/10

**Most Points in a Game—  
Both Teams**

190, NU vs. Michigan, 3/12/94

**Fewest Points in a Game—  
Both Teams**

76, NU vs. Notre Dame, 12/7/83

**Fewest Points in a Game**

30, NU vs. Illinois, 2/19/00  
30, Oakland vs. NU, 11/21/98

**Fewest Points in a Half**

6, NU (1st) vs. Illinois, 2/19/00

**Winning Margin**

56, NU vs. Chicago, 11/26/88

**Field Goals Made**

43, NU vs. Tulane, 12/5/89

**Field Goals Attempted**

83, NU vs. Illinois Wesleyan, 11/28/88

**Field Goal Percentage**

.681, Loyola vs. NU, 12/15/90  
.676, NU vs. Army, 12/12/95

**Three-Point Field Goals**

20, NU vs. Miss. Valley St., 12/2/11  
20, NU vs. N.Carolina A&T, 12/13/09

**Three-Point Field Goal  
Attempts**

47, NU vs. N.Carolina A&T, 12/13/09

**Three-Point Field Goal  
Percentage**

(Min. 10 attempts)  
.750, Iowa vs. NU, 3/5/87  
.700, NU vs. Tulane, 12/5/89

**Free Throws**

41, Duke vs. NU, 12/2/89  
39, NU vs. Northeastern, 12/14/92

**Free Throw Attempts**

53, Duke vs. NU, 12/2/89  
48, NU vs. No. Illinois, 11/13/10  
48, NU vs. Wisconsin, 3/6/93

**Free Throw Percentage**

(Min. 15 attempts)  
.944, NU vs. Chicago (17-18), 11/27/93

**Rebounds**

61, NU vs. Illinois Wesleyan, 11/28/88

**Personal Fouls**

34, NU vs. Duke, 12/2/89

**Assists**

33, NU vs. Rutgers, 2/27/16

**Steals**

22, NU vs. Chicago, 12/1/92

**Blocked Shots**

14, Purdue vs. NU, 1/15/09  
12, NU vs. IUPUI, 12/20/16  
12, NU vs. Bryant, 11/25/16  
12, NU vs. Iowa, 2/15/15  
12, NU vs. Purdue, 2/2/13

**Fewest Turnovers**

3, NU vs. Michigan State, 2/6/02  
3, Wisconsin vs. NU, 1/23/11  
3, Illinois vs. NU, 1/10/98  
3, Illinois vs. NU, 1/14/15  
3, Wisconsin vs. NU 2/23/19

**Overtime Periods**

3, NU vs. Michigan, 1/26/80

NOTE: Northwestern high in italics if not the Welsh-Ryan Arena record.

INDIVIDUAL

**Points**

Kevin Coble vs. Indiana, 2/23/08..... 37  
Evan Eschmeyer vs. Penn State, 2/8/98 ..... 37

**Field Goals**

Juwan Howard (Michigan) vs. NU, 3/12/94..... 14  
Glenn Robinson (Purdue) vs. NU, 1/5/94..... 14  
Geno Carlisle vs. Penn State, 1/13/96..... 13  
Walker Lambiotte vs. UW-Green Bay, 11/28/90 ..... 13

**Field Goals Attempted**

Glenn Robinson (Purdue) vs. NU, 1/5/94..... 30  
Geno Carlisle vs. Wisconsin, 1/20/96..... 27

**Field Goal Percentage**

(Min. 10 attempts)  
Evan Eschmeyer vs. DePaul (12-13), 12/6/97.....923

**Three-Point Field Goals**

John Shurna vs. Eastern Illinois, 12/18/11 .....9  
Roderick Wilmont (Indiana) vs. NU, 2/28/07 .....9

**Three-Point Field Goal Attempts**

Jeremiah Gambrell (Prairie View A&M) vs. NU, 12/11/22 .. 15  
Shaheen Holloway (Seton Hall) vs. NU, 12/13/97 ..... 14  
Jermaine Watts (DePaul) vs. NU, 12/6/97 ..... 14  
Geno Carlisle vs. Wisconsin, 1/20/96 ..... 14  
Geno Carlisle vs. Brown, 1/2/96..... 14

**Three-Point Field Goal Percentage**

(Minimum 5 attempts)  
Jim Cantamessa (Siena) vs. NU (5-5), 11/22/97 ..... 1.000  
Scottie Lindsey vs. New Orleans (6-7), 11/28/15 .....867

**Free Throws Made**

Evan Eschmeyer vs. Minnesota, 2/28/99..... 17  
Evan Eschmeyer vs. Penn State, 2/8/98 ..... 17

**Free Throws Attempted**

Evan Eschmeyer vs. Penn State, 2/8/98 ..... 22  
Evan Eschmeyer vs. Minnesota, 1/7/98 ..... 22

**Free Throw Percentage**

(Minimum 10 attempts)  
Ben Johnson vs. Pepperdine (11-11), 1/8/00..... 1.000

**Rebounds**

Trayce Jackson-Davis (Indiana) vs. NU, 1/8/23 ..... 24  
Dererk Pardon vs. Nebraska, 1/26/17 ..... 22

**Assists**

Patrick Baldwin vs. Youngstown State, 12/15/93 ..... 14

**Steals**

Patrick Baldwin vs. Oakland, 11/27/90.....9

**Blocked Shots**

Lorenzo Coleman (Tennessee Tech) vs. NU, 11/30/96.....8  
Aaron Jennings vs. New Hampshire, 11/25/02.....7  
Evan Eschmeyer vs. Purdue, 1/27/99.....7

NORTHWESTERN BIG TEN TOURNAMENT GAME RECORDS

TEAM

Points

Game:	83	.....	3/9/17 vs. Rutgers
First Half:	42	.....	3/9/17 vs. Rutgers
Second Half:	46	.....	3/9/22 vs. Nebraska
	46	.....	3/11/10 vs. Indiana
	46	.....	3/13/03 vs. Minnesota

Points Allowed

Most:	112	.....	3/10/22 vs. Iowa
Fewest:	44	.....	3/4/99 vs. Penn State

Field Goals Made

31	.....	3/10/22 vs. Iowa
----	-------	------------------

Field Goals Attempted

72	.....	3/13/19 vs. Illinois
----	-------	----------------------

Field Goal Percentage

.600 (30-50)	.....	3/9/17 vs. Rutgers
--------------	-------	--------------------

3-Pt. Field Goals Made

11	.....	3/13/14 vs. Iowa
11	.....	3/8/12 vs. Minnesota
11	.....	3/8/07 vs. Minnesota

3-Pt. Field Goals Att.

36	.....	3/13/19 vs. Illinois
31	.....	3/10/11 vs. Minnesota
31	.....	3/11/10 vs. Indiana
31	.....	3/9/06 vs. Penn State

3-Pt. Field Goal Percentage (min. 10 attempts)

.500 (9-18)	.....	3/13/08 vs. Minnesota
(best is .667 (6-9) on 3/5/99 vs. Michigan State)		

Free Throws Made

22	.....	3/14/03 vs. Illinois
----	-------	----------------------

Free Throws Attempted

29	.....	3/5/98 vs. Minnesota
----	-------	----------------------

Free Throw Percentage

.957 (22-23)	.....	3/14/03 vs. Illinois
--------------	-------	----------------------

Rebounds

Total:	44	.....	3/4/99 vs. Penn State
Offensive:	17	.....	3/11/10 vs. Indiana
Defensive:	34	.....	3/4/99 vs. Penn State

Personal Fouls

28	.....	3/12/10 vs. Purdue
----	-------	--------------------

Assists

19	.....	3/9/17 vs. Rutgers
19	.....	3/8/01 vs. Iowa

Turnovers

High:	19	.....	3/11/05 vs. Illinois
Low:	5	.....	3/11/11 vs. Ohio State
	5	.....	3/10/11 vs. Minnesota

Assist/Turnover Ratio

3.00 (12/4)	.....	3/10/23 vs. Penn State
3.00 (15/5)	.....	3/10/11 vs. Minnesota

Blocked Shots

7	.....	3/11/20 vs. Minnesota
7	.....	3/14/13 vs. Iowa

Steals

22	.....	3/11/04 vs. Penn State
----	-------	------------------------

INDIVIDUAL

Points

35	.....	Michael Thompson (3/10/11 vs. Minnesota)
30	.....	Evan Eschmeyer (3/5/99 vs. Michigan State)

Field Goals Made

11	.....	Michael Thompson (3/10/11 vs. Minnesota)
11	.....	Evan Eschmeyer (3/5/99 vs. Michigan State)

Field Goals Attempted

22	.....	Michael Thompson (3/10/11 vs. Minnesota)
----	-------	--

Field Goal Percentage (min. 5 attempts)

.688 (11-16)	.....	Evan Eschmeyer (3/5/99 vs. Michigan State)
.667 (8-12)	.....	JerShon Cobb (3/8/12 vs. Minnesota)

3-Pt. FG Made

6	.....	Ben Johnson (3/8/01 vs. Iowa)
---	-------	-------------------------------

3-Pt. FG Attempted

14	.....	Craig Moore (3/12/09 vs. Minnesota)
12	.....	Michael Thompson (3/10/11 vs. Minnesota)

3-Pt. FG Percentage (min. 5 attempts)

.667 (6-9)	.....	Ben Johnson (3/8/01 vs. Iowa)
.667 (4-6)	.....	Tre Demps (3/13/14 vs. Iowa)

FT Made

9	.....	Davor Duvancic (3/14/03 vs. Illinois)
---	-------	---------------------------------------

FT Attempted

15	.....	Jitim Young (3/12/04 vs. Michigan State)
15	.....	Evan Eschmeyer (3/5/98 vs. Minnesota)

FT Percentage (min. 5 attempts)

1.000 (9-9)	.....	Davor Duvancic (3/14/03 vs. Illinois)
1.000 (8-8)	.....	Michael Thompson (3/10/11 vs. Minnesota)
1.000 (8-8)	.....	Evan Eschmeyer (3/5/99 vs. Michigan State)

Rebounds

11	.....	Brooks Barnhizer (3/10/23 vs. Penn State)
11	.....	Pete Nance (3/10/21 vs. Minnesota)
11	.....	Evan Eschmeyer (3/4/99 vs. Penn State)
11	.....	Steve Lepore (3/4/99 vs. Penn State)
11	.....	Evan Eschmeyer (3/5/98 vs. Minnesota)

Assists

9	.....	Steve Lepore (3/5/99 vs. Michigan State)
8	.....	Collier Drayton (3/5/98 vs. Minnesota)

Blocked Shots

3	.....	Jeremy Nash (3/12/10 vs. Purdue)
3	.....	Tavaras Hardy (3/7/02 vs. Michigan)
3	.....	Alex Olah (3/14/13 vs. Iowa)
3	.....	Reggie Hearn (3/14/13 vs. Iowa)

Steals

8	.....	Jitim Young (3/11/04 vs. Penn State)
---	-------	--------------------------------------



NORTHWESTERN NCAA TOURNAMENT GAME RECORDS

TEAM

Points

Game: 75..... 3/16/23 vs. Boise State  
 First Half: 38..... 3/16/23 vs. Boise State  
 Second Half: 53..... 3/18/17 vs. Gonzaga

Points Allowed

Most: 79..... 3/18/17 vs. Gonzaga  
 Fewest: 66..... 3/16/17 vs. Vanderbilt

Field Goals Made

27..... 3/18/17 vs. Gonzaga

Field Goals Attempted

66..... 3/18/17 vs. Gonzaga

Field Goal Percentage

.491 (26-53)..... 3/16/23 vs. Boise State  
 .491 (26-53)..... 3/16/17 vs. Vanderbilt

3-Pt. Field Goals Made

8..... 3/16/23 Boise State  
 8..... 3/18/17 vs. Gonzaga

3-Pt. Field Goals Att.

24..... 3/18/17 vs. Gonzaga

3-Pt. Field Goal Percentage (min. 10 attempts)

.429 (6-14)..... 3/16/17 vs. Vanderbilt

Free Throws Made

15..... 3/16/23 vs. Boise State

Free Throws Attempted

18..... 3/16/23 vs. Boise State  
 18..... 3/16/17 vs. Vanderbilt

Free Throw Percentage

.867 (13-15)..... 3/18/23 vs. UCLA

Rebounds

Total: 37..... 3/16/17 vs. Vanderbilt  
 Offensive: 14..... 3/18/23 vs. UCLA  
 Defensive: 29..... 3/16/17 vs. Vanderbilt

Personal Fouls

26..... 3/18/17 vs. Gonzaga

Assists

12..... 3/16/17 vs. Vanderbilt

Turnovers

High: 13..... 3/18/17 vs. Gonzaga  
 Low: 7..... 3/16/23 vs. Boise State

Assist/Turnover Ratio

1.38 (11/8)..... 3/18/23 vs. UCLA

Blocked Shots

7..... 3/16/23 vs. Boise State

Steals

11..... 3/18/17 vs. Gonzaga

INDIVIDUAL

Points

25..... Bryant McIntosh (3/16/17 vs. Vanderbilt)  
 22..... Boo Buie (3/16/23 vs. Boise State)

Field Goals Made

10..... Bryant McIntosh (3/16/17 vs. Vanderbilt)  
 8..... Boo Buie (3/16/23 vs. Boise State)

Field Goals Attempted

20..... Bryant McIntosh (3/18/17 vs. Gonzaga)  
 17..... Chase Audige (3/18/23 vs. UCLA)

Field Goal Percentage (min. 5 attempts)

1.000 (7-7)..... Matthew Nicholson (3/18/23 vs. UCLA)  
 .625 (10-16)..... Bryant McIntosh (3/16/17 vs. Vanderbilt)

3-Pt. FG Made

4..... Vic Law (3/18/17 vs. Gonzaga)  
 3..... Chase Audige (3/16/23 vs. Boise State)  
 3..... Ty Berry (3/16/23 vs. Boise State)

3-Pt. FG Attempted

9..... Chase Audige (3/16/23 vs. Boise State)  
 7..... Chase Audige (3/18/23 vs. UCLA)  
 7..... Scottie Lindsey (3/18/17 vs. Gonzaga)

3-Pt. FG Percentage (min. 5 attempts)

.667 (4-6)..... Vic Law (3/18/17 vs. Gonzaga)  
 .600 (3-5)..... Bryant McIntosh (3/16/17 vs. Vanderbilt)

FT Made

7..... Chase Audige (3/16/23 vs. Boise State)  
 6..... Boo Buie (3/18/23 vs. UCLA)  
 6..... Dererk Pardon (3/16/17 vs. Vanderbilt)

FT Attempted

8..... Chase Audige (3/16/23 vs. Boise State)  
 8..... Dererk Pardon (3/16/17 vs. Vanderbilt)

FT Percentage (min. 5 attempts)

1.000 (5-5)..... Bryant McIntosh (3/18/17 vs. Gonzaga)  
 .875..... Chase Audige (3/16/23 vs. Boise State)

Rebounds

11..... Dererk Pardon (3/16/17 vs. Vanderbilt)  
 9..... Matthew Nicholson (3/18/23 vs. UCLA)

Assists

7..... Chase Audige (3/18/23 vs. UCLA)  
 7..... Bryant McIntosh (3/18/17 vs. Gonzaga)

Blocked Shots

1..... five players (3/18/17 vs. Gonzaga)

Steals

4..... Chase Audige (3/16/23 vs. Boise State)  
 3..... Dererk Pardon (3/18/17 vs. Gonzaga)  
 3..... Sanjay Lumpkin (3/18/17 vs. Gonzaga)



## POSTSEASON RESULTS

### BIG TEN TOURNAMENT HISTORY

#### 1998 (Chicago)

3/5 #8 Minnesota vs. #9 Northwestern.....L, 64-56

#### 1999 (Chicago)

3/4 #8 Northwestern vs. #9 Penn State .....W, 54-44

3/5 #1 Michigan State vs. #11 Northwestern .....L, 61-59

#### 2000 (Chicago)

3/9 #6 Wisconsin vs. #11 Northwestern .....L, 51-41

#### 2001 (Chicago)

3/8 #6 Iowa vs. #11 Northwestern.....L, 72-55

#### 2002 (Indianapolis)

3/7 #7 Northwestern vs. #10 Michigan.....L, 72-51

#### 2003 (Chicago)

3/13 #10 Northwestern vs. #7 Minnesota .....W, 76-64

3/14 #2 Illinois vs. #10 Northwestern .....L, 94-65

#### 2004 (Indianapolis)

3/11 #6 Northwestern vs. #11 Penn State.....W, 57-52

3/12 #3 Michigan State vs. #6 Northwestern .....L, 68-55

#### 2005 (Chicago)

3/10 #8 Northwestern vs. #9 Michigan .....W, 58-56

3/11 #1 Illinois vs. #8 Northwestern.....L, 68-51

#### 2006 (Indianapolis)

3/7 #8 Penn State vs. #9 Northwestern .....L, 60-42

#### 2007 (Indianapolis)

3/8 #7 Michigan State vs. #10 Northwestern .....L, 62-57

#### 2008 (Indianapolis)

3/13 #6 Minnesota vs. #11 Northwestern .....L, 55-52

#### 2009 (Indianapolis)

3/12 #8 Minnesota vs. #9 Northwestern.....L, 66-53

#### 2010 (Indianapolis)

3/11 #7 Northwestern vs. #10 Indiana .....W, 73-58

3/12 #2 Purdue vs. #7 Northwestern .....L, 69-61

#### 2011 (Indianapolis)

3/10 #8 Northwestern vs. #9 Minnesota.....W, 75-65

3/11 #1 Ohio State vs. #8 Northwestern .....L, 68-61 (OT)

#### 2012 (Indianapolis)

3/8 #7 Northwestern vs. #10 Minnesota.....L, 75-68 (OT)

#### 2013 (Chicago)

3/14 #6 Iowa vs. #11 Northwestern.....L, 73-59

#### 2014 (Indianapolis)

3/13 #6 Iowa vs. #11 Northwestern.....W, 67-62

3/14 #3 Michigan State vs. #11 Northwestern .....L, 67-51

#### 2015 (Chicago)

3/12 #7 Indiana vs. #10 Northwestern .....L, 71-56

#### 2016 (Indianapolis)

3/10 #8 Michigan vs. #9 Northwestern .....L, 72-70 (OT)

#### 2017 (Washington D.C.)

3/9 #6 Northwestern vs. #14 Rutgers.....W, 83-61

3/10 #3 Maryland vs. #6 Northwestern.....W, 72-64

3/11 #2 Wisconsin vs. #6 Northwestern.....L, 76-48

#### 2018 (New York, N.Y.)

3/1 #10 Northwestern vs. #7 Penn State.....L, 65-57

#### 2019 (Chicago, Ill.)

3/1 #14 Northwestern vs. #11 Illinois.....L, 74-69 (OT)

#### 2021 (Indianapolis, Ind.)

3/10 #12 Northwestern vs. #13 Minnesota .....L, 51-46

#### 2022 (Indianapolis, Ind.)

3/9 #12 Northwestern vs. #13 Nebraska .....W, 71-69

3/10 #5 Iowa vs. #12 Northwestern.....L, 112-76

#### 2023 (Chicago, Ill.)

3/9 #2 Northwestern vs. #10 Penn State.....L, 67-65 (OT)

### NCAA TOURNAMENT HISTORY

#### 2017 (Salt Lake City)

3/16 #8 Northwestern vs. #9 Vanderbilt .....W, 68-66

3/18 #1 Gonzaga vs. #8 Northwestern .....L, 79-73

#### 2023 (Sacramento)

3/16 #7 Northwestern vs. #10 Boise State .....W, 75-67

3/18 #2 UCLA vs. #7 Northwestern.....L, 68-63

### NATIONAL INVITATION TOURNAMENT HISTORY

#### 1983

3/17 Northwestern vs. Notre Dame\* .....W, 71-57

3/21 Northwestern at DePaul.....L, 65-63

#### 1994

3/16 Northwestern vs. DePaul.....W, 69-68

3/21 Northwestern vs. Xavier .....L, 83-79 (OT)

#### 1999

3/10 Northwestern at DePaul.....L, 69-64

#### 2009

3/18 Northwestern at Tulsa .....L, 68-59

#### 2010

3/17 Northwestern at Rhode Island.....L, 76-64

#### 2011

3/16 Northwestern vs. Milwaukee.....W, 70-61

3/19 Northwestern at Boston College.....W, 85-67

3/23 Northwestern at Washington State .....L, 69-66 (OT)

#### 2012

3/13 Northwestern vs. Akron.....W, 76-74

3/16 Northwestern at Washington.....L, 76-55

\* Played at Rosemont Horizon; Rosemont, Ill.






ALL-AMERICANS



**JOE REIFF**  
CENTER • 1931 & 1933

Joe Reiff's All-America campaigns coincided with the Wildcats' two Big Ten championships. He led the Big Ten in scoring in both 1931 and 1933, sandwiching his titles around the 1932 champ, a Purdue player named John Wooden.




**OTTO GRAHAM**  
FORWARD • 1944

Otto Graham was renowned for his football career, both at Northwestern and professionally. Lesser known, however, was his basketball prowess. Graham remains one of two NU athletes ever to earn All-America honors in two different sports.




**MAX MORRIS**  
FORWARD • 1946

Max Morris was the first-ever recipient of the Chicago Tribune's Big Ten Player of the Year honor, in 1946. He led the conference in scoring twice (15.8 ppg in 1945, 16.5 ppg in 1946), and joins Otto Graham as NU's only multi-sport All-Americans.



**RAY RAGELIS**  
FORWARD • 1951

Ray Ragelis twice led NU in scoring, including averaging 19.1 points per game as a senior. The first player in school history to tally 1,000 career points, Ragelis was selected by the Rochester Royals in the 2nd round of the 1951 NBA Draft.



**FRANK EHMANN**  
FORWARD • 1955

Frank Ehmann's scoring average of 23.9 points per game as a senior in 1954-55 is the second-best single-season mark in school history. He was a two-time team MVP and was inducted into Northwestern's Hall of Fame in 1987.



**JOE RUKLICK**  
CENTER • 1958

Joe Ruklick led the 'Cats in both scoring and rebounding all three of his seasons on the varsity. His career scoring average of 19.9 points per game is tops in school history, while his average of 13.9 rebounds per game in 1958 is an NU season mark.



**JIM BURNS**  
GUARD • 1967

Jim Burns enjoyed an outstanding senior season, leading the team with an average of 21.5 points per game. At the time his career ended, Burns was Northwestern's career scoring leader with 1,368 points in three seasons. He currently ranks 13th.



**EVAN ESCHMEYER**  
CENTER • 1999

Evan Eschmeyer made the most of his senior campaign, leading the Wildcats in scoring, rebounding and field goal percentage as they advanced to the National Invitation Tournament (NIT). He ranks fourth in school history with 1,805 career points.



**JOHN SHURNA**  
FORWARD • 2012

John Shurna graduated as Northwestern's all-time leader in scoring, blocked shots and games played. He was a three-time All-Big Ten selection, led the conference in scoring as a senior and guided the 'Cats to postseason play all four years of his career.

ACADEMIC ALL-AMERICANS



**JIM BURNS**  
FIRST TEAM, 1967

Jim Burns enjoyed a distinguished career at NU, becoming the first Wildcat player to earn Academic All-America and first-team All-Big Ten honors. He led NU in scoring all three years he was on varsity and is 13th all-time in scoring.




**RICK SUND**  
THIRD TEAM, 1973

Rick Sund was named the team's MVP as a sophomore in 1971 and served as a team captain in 1973. He was twice named an Academic All-Big Ten selection. Sund also played split end on the Northwestern football team.



**MIKE CAMPBELL**  
FIRST TEAM, 1980

Mike Campbell led the team in rebounding twice, in 1978 and 1980, and also topped the squad in blocked shots his junior and senior seasons. He is 20th on NU's all-time list with 576 career rebounds.



**SHON MORRIS**  
FIRST TEAM, 1987 & 1988  
SECOND TEAM, 1986

Shon Morris is NU's only three-time Academic All-American, and as a senior he was also Playboy Magazine's Anson Mount Scholar-Athlete of the Year.



**BRIAN SCHWABE**  
THIRD TEAM, 1989

Brian Schwabe earned a total of three Academic All-Big Ten selections during his career. He ranks fourth all-time at NU in career field goal percentage and scored over 1,000 points. He twice led the team in rebounding and field goal percentage.



**WALKER LAMBIOTTE**  
THIRD TEAM, 1990

Walker Lambiotte was twice named the Wildcats' team MVP, in 1989 and again in 1990. In 1989, he led the team in scoring, field goal percentage and steals.



**KEVIN RANKIN**  
SECOND TEAM, 1994  
THIRD TEAM, 1993

A three-time team MVP and Academic All-Big Ten selection, Kevin Rankin was also a third-team All-Big Ten pick in 1992 and again in 1994. He ranks eighth on NU's all-time scoring list and is second in rebounding.



**DREW CRAWFORD**  
FIRST TEAM, 2014  
SECOND TEAM, 2012

Drew Crawford was named the Big Ten Freshman of the Year in 2010 and was a third-team All-Big Ten selection in 2012 and again in 2014. He is the second-leading scorer in school history and is first in games played.



## BIG TEN HONORS

### ALL-BIG TEN SELECTIONS

First awarded by the coaches in 1948.

First awarded by the media in 1987.

#### First Team

1951	Ray Ragelis, C
1955	Frank Ehmann, F
1959	Joe Ruklick, C
1964	Rick Lopossa, F
1967	Jim Burns, G
1977	Billy McKinney, G
1996	Geno Carlisle, G
1997	Evan Eschmeyer, C
1998	Evan Eschmeyer, C
1999	Evan Eschmeyer, C
2004	Jitim Young, G
2012	John Shurna, F
2023	Boo Buie, G (m)

#### Second Team

1950	Ray Ragelis, C
1954	Frank Ehmann, F
1957	Joe Ruklick, C
1958	Joe Ruklick, C
1960	Willie Jones, F
1961	Ralph Wells, G
1963	Rich Falk, G
1964	Rich Falk, G
1966	Jim Pitts, C
1966	Jim Burns, G
1968	Dale Kelley, G
1969	Dale Kelley, G
1973	Mark Sibley, G
1975	Billy McKinney, G (c)
1976	Billy McKinney, G (cm)
1977	Billy McKinney, G (m)
1981	Rod Roberson, G (m)
1982	Jim Stack, F (cm)
1983	Jim Stack, F (c)
1988	Shon Morris, F/C (cm)
2006	Vedran Vukusic, F (c)
2009	Kevin Coble, F (cm)
2010	John Shurna, F (cm)
2017	Bryant McIntosh, G (cm)
2023	Boo Buie (c)
2023	Chase Audige (m)

#### Third Team

1962	Rick LaPossa, F
1963	Rick LaPossa, F
1980	Mike Campbell, F (c)
1981	Rod Roberson, G (c)
1984	Art Aaron, G/F (c)
1992	Kevin Rankin, C (m)
1994	Kevin Rankin, C (cm)
2002	Tavaras Hardy, F (c)
2003	Jitim Young, G (c)
2005	Vedran Vukusic, F (cm)
2006	Vedran Vukusic, F (m)
2009	Craig Moore, G (cm)
2011	John Shurna, F (c)
	Michael Thompson, G (cm)
2012	Drew Crawford, G/F (cm)
2014	Drew Crawford, G/F (m)
2017	Scottie Lindsey, G (c)
2023	Chase Audige (c)

### ACADEMIC ALL-BIG TEN

1964	Rich Falk, G		Joe Kennedy, G		Dave Sobolewski, G
1965	Jim Pitts, C		Ivan Tolic, F	2016	Tre Demps, G
1966	Jim Burns, G		Sterling Williams, G		Sanjay Lumpkin, F
	Jim Pitts, C	2008	Marlon Day, F		Bryant McIntosh, G
1967	Jim Burns, G		Patrick Houlihan, F	2017	Jordan Ash, G
1968	Dan Davis, F		Tonjua Jones, G		Charlie Hall, F
1972	Rick Sund, G/F		Jeff Ryan, G/F		Vic Law, F
1973	Rick Sund, G/F		Matt Steger, G/F		Sanjay Lumpkin, F
1974	Bryan Ashbaugh, C		Sterling Williams, G	2018	Barret Benson, C
1978	Mike Campbell, F	2009	Mike Capocci, F		Aaron Falzon, F
1980	Mike Campbell, F		Marlon Day, F		Charlie Hall, F
1985	Elliot Fullen, G		Patrick Houlihan, F		Vic Law, F
	John Peterson, F		Jeff Ryan, G/F		Tino Malnati, G
1986	Joe Flanagan, F		Matt Steger, G/F		Gavin Skelly, F
	Elliot Fullen, G		Sterling Williams, G	2019	Barret Benson, C
	Shon Morris, F/C	2010	Mike Capocci, F		Aaron Falzon, F
1987	Elliot Fullen, G		Nick Fruendt, G		Charlie Hall, F
	Shon Morris, F/C		Jeff Ryan, G/F		Vic Law, F
1988	Shon Morris, F/C		Matt Steger, G/F		Tino Malnati, G
	Brian Schwabe, F	2011	Mike Capocci, F	2020	Ryan Greer, G
1989	Brian Schwabe, F		Drew Crawford, G/F		Miller Kopp, F
1990	Walker Lambiotte, F		Davide Curletti, F		Tino Malnati, G
	Don Polite, F		Nick Fruendt, G		Ryan Young, C
	Brian Schwabe, C		Reggie Hearn, G		Eric Zalewski, G
1991	Jake Haunty, C		Luka Mirkovic, C	2021	Chase Audige, G
	Tom Heise, F		Austin Nichols, G		Robbie Beran, F
1992	Aaric Queen, G		Jeff Ryan, G/F		Roy Dixon III, G
	Kevin Rankin, C	2012	Drew Crawford, G/F		Anthony Gaines, G
1993	Kevin Rankin, C		Davide Curletti, F		Ryan Greer, G
1994	Kevin Rankin, C		Nick Fruendt, G		Miller Kopp, G
1995	Dan Kreft, C		Reggie Hearn, G		Ryan Young C
1997	Kyle Henneberry, G		Luka Mirkovic, C		Eric Zalewski, G
	John Vana, G	2013	Nikola Cerina, F	2022	Chase Audige, G
1999	Danny Allouche, G		Drew Crawford, G/F		Robbie Beran, F
2000	Jeff Eschmeyer, G		Reggie Hearn, G		Ty Berry, G
2005	Joe Kennedy, G		Omar Jimenez, G		Roy Dixon III, G
	Evan Seacat, G		Dave Sobolewski, G		Ryan Greer, G
2006	Justin Hoeverler, G	2014	Kale Abrahamson, F		Ryan Young, C
	Joe Kennedy, G		Nikola Cerina, F	2023	Roy Dixon III
	Evan Seacat, G		Drew Crawford, G/F		Robbie Beran
	Vedran Vukusic, F		Sanjay Lumpkin, F		Brooks Barnhizer
	Sterling Williams, G		Dave Sobolewski, G		Chase Audige
2007	Patrick Houlihan, F	2015	Sanjay Lumpkin, F		

#### BIG TEN

##### MEDAL OF HONOR

The Big Ten Conference endows a "Medal of Honor" awarded annually at each institution, to a student in the graduating class who has demonstrated proficiency in scholarship and athletics. The following Northwestern men's basketball players have been NU's recipient.

1916	Harvey Ellis
1919	Allen Marquardt
1923	James Peterson
1934	Donald Brewer
1943	Russell Wendland
1948	Charles Tourek
1951	Don Blasius
1954	Larry Kurka
1964	Marty Riessen
1980	Mike Campbell
1982	Bob Grady
1988	Shon Morris
1994	Kevin Rankin
1999	Evan Eschmeyer

#### BIG TEN

##### FRESHMAN OF THE YEAR

First awarded by the coaches in 1986.

2010	Drew Crawford (m)
------	-------------------

#### BIG TEN

##### ALL-FRESHMAN TEAM

First awarded by the coaches in 2003.

2006	Craig Moore
2007	Kevin Coble
2010	Drew Crawford
2012	Dave Sobolewski
2015	Bryant McIntosh

#### BIG TEN DEFENSIVE PLAYER OF THE YEAR

First selected by Big Ten radio broadcasters in 1984; by coaches only since 1992.

1994	Patrick Baldwin
------	-----------------

#### BIG TEN

##### ALL-DEFENSIVE TEAM

First awarded by the coaches in 2006.

2006	Mohamed Hachad
2010	Jeremy Nash
2017	Vic Law
2023	Chase Audige

#### BIG TEN

##### COACH OF THE YEAR

First awarded by the media in 1973.

2004	Bill Carmody
2023	Chris Collins




## 1,000-POINT SCORERS



**JOHN SHURNA — 2,038 Points**  
Glen Ellyn, Ill./Glenbard West  
Forward • 6-9 • 215

1


Season	G	FG-FGA	PCT	3P-3PA	PCT	FT-FTA	PCT	PTS	AVG
2008-09	31	83-178	.466	26-75	.347	35-47	.745	227	7.3
2009-10	34	217-473	.459	78-220	.355	107-138	.775	619	18.2
2010-11	32	176-366	.481	75-173	.434	104-147	.707	531	16.6
2011-12	33	228-492	.463	95-216	.440	110-146	.753	661	20.0
<b>Totals</b>	<b>130</b>	<b>704-1509</b>	<b>.467</b>	<b>274-684</b>	<b>.401</b>	<b>356-478</b>	<b>.745</b>	<b>2038</b>	<b>15.7</b>



**DREW CRAWFORD — 1,920 Points**  
Naperville, Ill./Naperville Central  
Guard/Forward • 6-5 • 215

2


Season	G	FG-FGA	PCT	3P-3PA	PCT	FT-FTA	PCT	PTS	AVG
2009-10	34	119-266	.447	51-149	.342	52-81	.642	341	10.0
2010-11	34	156-369	.423	53-162	.327	45-63	.714	410	12.1
2011-12	33	195-403	.484	61-148	.412	81-115	.704	532	16.1
2012-13	10	48-120	.400	17-46	.370	22-27	.815	135	12.8
2013-14	32	169-417	.405	50-153	.327	114-146	.781	502	15.7
<b>Totals</b>	<b>143</b>	<b>687-1575</b>	<b>.436</b>	<b>232-658</b>	<b>.353</b>	<b>314-432</b>	<b>.727</b>	<b>1920</b>	<b>13.4</b>



**BILLY MCKINNEY — 1,900 Points**  
Zion, Ill./Zion-Benton  
Guard • 6-0 • 165

3

Season	G	FG-FGA	PCT	FT-FTA	PCT	PTS	AVG
1973-74	24	165-348	.474	48-60	.800	378	15.8
1974-75	26	199-422	.472	75-102	.735	473	18.2
1975-76	27	199-426	.467	135-163	.828	533	19.7
1976-77	25	205-449	.457	106-136	.779	516	20.6
<b>Totals</b>	<b>102</b>	<b>768-1645</b>	<b>.467</b>	<b>364-461</b>	<b>.790</b>	<b>1900</b>	<b>18.6</b>



**EVAN ESCHMEYER — 1,805 Points**  
New Knoxville, Ohio/New Knoxville  
Center • 6-11 • 255

4

Season	G	FG-FGA	PCT	FT-FTA	PCT	PTS	AVG
1995-96	27	94-168	.560	54-106	.509	242	9.0
1996-97	29	147-240	.613	116-178	.652	410	14.1
1997-98	27	200-328	.610	185-302	.613	585	21.7
1998-99	29	180-308	.584	208-273	.762	568	19.6
<b>Totals</b>	<b>112</b>	<b>621-1044</b>	<b>.595</b>	<b>563-859</b>	<b>.655</b>	<b>1805</b>	<b>16.1</b>




**MICHAEL THOMPSON — 1,689 Points**  
Chicago, Ill./Lincoln Park  
Guard • 5-10 • 190

5

Season	G	FG-FGA	PCT	3P-3PA	PCT	FT-FTA	PCT	PTS	AVG
2007-08	30	124-286	.434	45-104	.433	55-86	.640	348	11.6
2008-09	31	104-239	.435	48-115	.417	50-71	.704	306	9.9
2009-10	34	151-357	.423	88-214	.411	92-111	.829	482	14.2
2010-11	34	189-418	.452	95-242	.393	80-97	.825	553	16.3
<b>Totals</b>	<b>129</b>	<b>568-1300</b>	<b>.437</b>	<b>276-675</b>	<b>.409</b>	<b>277-365</b>	<b>.759</b>	<b>1689</b>	<b>13.1</b>



1,000-POINT SCORERS




**BRYANT McINTOSH — 1,683 Points**

Greensburg, Ind./Greensburg  
Guard • 6-3 • 200

6

Season	G	FG-FGA	PCT	3P-3PA	PCT	FT-FTA	PCT	PTS	AVG
2014-15	32	134-318	.421	40-110	.364	58-68	.853	366	11.4
2015-16	32	161-381	.423	49-134	.366	70-85	.824	441	13.8
2016-17	36	199-493	.404	42-137	.307	94-108	.870	534	14.8
2017-18	29	127-327	.388	39-117	.333	49-58	.845	342	11.8
<b>Totals</b>	<b>100</b>	<b>494-1192</b>	<b>.414</b>	<b>131-381</b>	<b>.344</b>	<b>222-261</b>	<b>.851</b>	<b>1683</b>	<b>13.4</b>



**JIM STACK — 1,583 Points**

Oak Forest, Ill./St. Laurence  
Forward • 6-8 • 215

7

Season	G	FG-FGA	PCT	3P-3PA	PCT	FT-FTA	PCT	PTS	AVG
1978-79	2	10-17	.588	—	—	10-10	1.000	30	15.0
1979-80	27	144-332	.434	—	—	60-78	.769	348	12.9
1980-81	26	138-314	.439	—	—	81-90	.900	357	13.7
1981-82	27	158-331	.477	—	—	85-102	.833	401	14.9
1982-83	30	173-373	.464	6-23	.261	95-116	.819	447	14.9
<b>Totals</b>	<b>112</b>	<b>623-1367</b>	<b>.456</b>	<b>6-23</b>	<b>.261</b>	<b>331-396</b>	<b>.836</b>	<b>1583</b>	<b>14.1</b>




**VEDRAN VUKUSIC — 1,581 Points**

Split, Croatia/Medical  
Forward • 6-8 • 245

8

Season	G	FG-FGA	PCT	3P-3PA	PCT	FT-FTA	PCT	PTS	AVG
2001-02	25	46-90	.511	23-49	.469	13-24	.542	128	5.1
2002-03	DNP—injured								
2003-04	28	138-306	.451	59-154	.383	65-85	.765	400	14.3
2004-05	31	189-395	.478	67-186	.360	75-98	.765	520	16.8
2005-06	29	191-388	.492	63-175	.360	88-112	.786	533	19.0
<b>Totals</b>	<b>112</b>	<b>564-1179</b>	<b>.478</b>	<b>212-564</b>	<b>.375</b>	<b>241-319</b>	<b>.755</b>	<b>1581</b>	<b>14.1</b>




**KEVIN RANKIN — 1,575 Points**

De Pere, Wis./Abbot Pennings  
Center • 6-11 • 267

9

Season	G	FG-FGA	PCT	3P-3PA	PCT	FT-FTA	PCT	PTS	AVG
1990-91	28	110-218	.505	1-1	1.000	99-131	.756	320	11.4
1991-92	28	133-286	.465	0-0	.000	133-160	.831	399	14.3
1992-93	27	147-281	.523	0-2	.000	119-163	.730	413	15.3
1993-94	29	163-326	.500	10-29	.345	107-141	.759	443	15.3
<b>Totals</b>	<b>112</b>	<b>553-1111</b>	<b>.498</b>	<b>11-32</b>	<b>.344</b>	<b>458-595</b>	<b>.770</b>	<b>1575</b>	<b>14.1</b>



**BOO BUIE — 1,541 Points**

Albany, N.Y./Gould Academy (Maine)  
Guard • 6-2 • 180

10

Season	G	FG-FGA	PCT	3P-3PA	PCT	FT-FTA	PCT	PTS	AVG
2019-20	26	96-255	.376	31-110	.282	46-65	.708	269	10.3
2020-21	24	82-222	.369	41-114	.360	43-55	.782	248	10.3
2021-22	31	148-373	.397	62-182	.341	78-98	.796	436	14.1
2022-23	34	199-490	.406	64-201	.318	126-145	.869	588	17.3
<b>Totals</b>	<b>115</b>	<b>525-1340</b>	<b>.392</b>	<b>198-607</b>	<b>.326</b>	<b>293-363</b>	<b>.807</b>	<b>1541</b>	<b>13.4</b>



1,000-POINT SCORERS



**CEDRIC NELOMS — 1,533 Points**

Leighton, Ala./Colbert County

Forward • 6-5 • 195

11

Season	G	FG-FGA	PCT	3P-3PA	PCT	FT-FTA	PCT	PTS	AVG
1991-92	28	132-285	.463	3-4	.750	135-177	.763	402	14.4
1992-93	26	155-345	.449	8-28	.286	120-164	.732	438	16.8
1993-94	29	112-215	.521	0-7	.000	114-163	.699	338	11.7
1994-95	26	113-265	.426	4-26	.154	125-172	.727	355	13.7
<b>Totals</b>	<b>109</b>	<b>512-1110</b>	<b>.461</b>	<b>15-65</b>	<b>.231</b>	<b>494-676</b>	<b>.731</b>	<b>1533</b>	<b>14.1</b>



**JITIM YOUNG — 1,521 Points**

Chicago, Ill./Gordon Tech

Guard • 6-2 • 190

12

Season	G	FG-FGA	PCT	3P-3PA	PCT	FT-FTA	PCT	PTS	AVG
2000-01	30	95-235	.404	20-86	.233	53-78	.679	263	8.8
2001-02	29	131-299	.438	33-94	.351	55-103	.534	350	12.1
2002-03	29	140-288	.486	23-73	.315	86-135	.637	389	13.4
2003-04	29	182-341	.534	32-101	.317	123-190	.647	519	17.9
<b>Totals</b>	<b>117</b>	<b>548-1163</b>	<b>.471</b>	<b>108-354</b>	<b>.305</b>	<b>317-506</b>	<b>.627</b>	<b>1521</b>	<b>13.0</b>



**TRE DEMPS — 1,518 Points**

Concord, Calif./Ronald Reagan (San Antonio)

Guard • 6-3 • 202

13

Season	G	FG-FGA	PCT	3P-3PA	PCT	FT-FTA	PCT	PTS	AVG
2011-12	4	3-17	.176	2-8	.250	1-5	.200	9	2.3
2012-13	31	88-232	.379	34-100	.340	33-45	.733	243	7.8
2013-14	33	125-326	.383	48-140	.343	66-97	.680	364	11.0
2014-15	32	149-354	.421	55-154	.357	48-73	.658	401	12.5
2015-16	32	189-475	.398	72-217	.332	51-77	.662	501	15.7
<b>Totals</b>	<b>132</b>	<b>554-1404</b>	<b>.395</b>	<b>211-619</b>	<b>.341</b>	<b>199-297</b>	<b>.670</b>	<b>1518</b>	<b>11.5</b>



**VIC LAW — 1,442 Points**

South Holland, Ill./St. Rita

Forward • 6-7 • 200

14

Season	G	FG-FGA	PCT	3P-3PA	PCT	FT-FTA	PCT	PTS	AVG
2014-15	32	74-191	.387	27-76	.355	49-64	.766	224	7.0
2016-17	36	147-365	.403	59-148	.399	90-122	.738	443	12.3
2017-18	27	109-261	.418	51-133	.383	56-68	.824	325	12.0
2018-19	30	151-380	.397	56-166	.337	92-117	.786	450	15.0
<b>Totals</b>	<b>111</b>	<b>481-1197</b>	<b>.402</b>	<b>193-523</b>	<b>.369</b>	<b>287-371</b>	<b>.774</b>	<b>1442</b>	<b>11.5</b>




**SHON MORRIS — 1,407 Points**

Altoona, Iowa/Southeast Polk

Forward/Center • 6-9 • 226


15

Season	G	FG-FGA	PCT	3P-3PA	PCT	FT-FTA	PCT	PTS	AVG
1984-85	28	64-147	.435	—	—	45-58	.776	173	6.2
1985-86	27	153-297	.515	—	—	126-157	.803	432	16.0
1986-87	28	140-289	.484	3-6	.500	96-120	.800	379	13.5
1987-88	28	155-320	.484	9-27	.333	104-132	.788	423	15.1
<b>Totals</b>	<b>111</b>	<b>512-1053</b>	<b>.486</b>	<b>12-33</b>	<b>.364</b>	<b>371-467</b>	<b>.794</b>	<b>1407</b>	<b>12.7</b>







1,000-POINT SCORERS



**JIM BURNS — 1,368 Points**  
McLeansboro, Ill./McLeansboro  
Guard • 6-4 • 190

16

Season	G	FG-FGA	PCT	FT-FTA	PCT	PTS	AVG
1964-65	24	167-403	.414	77-112	.687	411	17.1
1965-66	24	178-485	.366	129-186	.694	485	20.2
1966-67	22	177-396	.447	118-157	.752	472	21.5
<b>Totals</b>	<b>70</b>	<b>522-1284</b>	<b>.407</b>	<b>324-455</b>	<b>.712</b>	<b>1368</b>	<b>19.5</b>



**ROD ROBERSON — 1,347 Points**  
Elkhart, Ind./Central  
Guard • 6-3 • 175

17



Season	G	FG-FGA	PCT	FT-FTA	PCT	PTS	AVG
1977-78	27	98-242	.404	62-96	.645	258	9.6
1978-79	27	109-266	.409	64-89	.719	282	10.4
1979-80	27	141-265	.532	61-80	.763	343	12.7
1980-81	27	173-399	.434	118-149	.792	464	17.2
<b>Totals</b>	<b>108</b>	<b>521-1172</b>	<b>.445</b>	<b>305-414</b>	<b>.737</b>	<b>1347</b>	<b>12.5</b>



**JOE RUKLICK — 1,315 Points**  
Princeton, Ill./Princeton  
Center • 6-9 • 205

18


Season	G	FG-FGA	PCT	FT-FTA	PCT	PTS	AVG
1956-57	22	141-353	.400	114-151	.755	396	18.0
1957-58	22	161-347	.464	92-137	.672	414	18.2
1958-59	22	183-404	.453	139-196	.709	505	23.0
<b>Totals</b>	<b>66</b>	<b>485-1104</b>	<b>.439</b>	<b>345-484</b>	<b>.713</b>	<b>1315</b>	<b>19.9</b>



**DALE KELLEY — 1,310 Points**  
Galesburg, Ill./Galesburg  
Guard • 5-11 • 180

19


Season	G	FG-FGA	PCT	FT-FTA	PCT	PTS	AVG
1967-68	19	112-299	.375	88-126	.698	312	16.4
1968-69	23	163-357	.457	90-125	.720	416	18.1
1969-70	24	209-473	.442	164-212	.774	582	24.3
<b>Totals</b>	<b>66</b>	<b>484-1129</b>	<b>.429</b>	<b>342-463</b>	<b>.739</b>	<b>1310</b>	<b>19.8</b>




**CRAIG MOORE — 1,294 Points**  
Doylestown, Pa./Lawrenceville (N.J.) Prep  
Guard • 6-3 • 185

20

Season	G	FG-FGA	PCT	3P-3PA	PCT	FT-FTA	PCT	PTS	AVG
2005-06	29	66-171	.386	54-152	.355	11-13	.846	197	6.8
2006-07	31	83-226	.367	59-180	.328	26-35	.743	251	8.1
2007-08	30	138-312	.442	97-242	.401	29-35	.829	402	13.4
2008-09	31	142-336	.423	110-271	.406	50-63	.794	444	14.3
<b>Totals</b>	<b>121</b>	<b>429-1045</b>	<b>.411</b>	<b>320-845</b>	<b>.379</b>	<b>116-146</b>	<b>.795</b>	<b>1294</b>	<b>10.7</b>



1,000-POINT SCORERS



**SCOTTIE LINDSEY — 1,270 Points**  
 Hillside, Ill./Fenwick  
 Guard • 6-3 • 185

21


Season	G	FG-FGA	PCT	3P-3PA	PCT	FT-FTA	PCT	PTS	AVG
2014-15	31	51-126	.405	23-65	.354	11-17	.647	136	4.4
2015-16	31	71-163	.436	38-93	.409	17-23	.739	197	6.4
2016-17	32	163-384	.424	58-180	.322	68-81	.840	452	14.1
2017-18	32	169-424	.399	79-218	.362	68-82	.829	485	15.2
<b>Total</b>	<b>126</b>	<b>454-1097</b>	<b>.414</b>	<b>198-556</b>	<b>.356</b>	<b>164-203</b>	<b>.808</b>	<b>1270</b>	<b>10.1</b>



**KEVIN COBLE — 1,203 Points**  
 Scottsdale, Ariz./Scottsdale Christian Academy  
 Forward • 6-8 • 210

22

Season	G	FG-FGA	PCT	3P-3PA	PCT	FT-FTA	PCT	PTS	AVG
2006-07	29	156-316	.494	45-116	.388	31-39	.795	388	13.4
2007-08	21	130-270	.481	35-90	.389	39-48	.813	334	15.9
2008-09	31	179-379	.472	47-119	.395	76-99	.768	481	15.5
2009-10	DNP—injured								
<b>Totals</b>	<b>81</b>	<b>465-965</b>	<b>.482</b>	<b>127-325</b>	<b>.391</b>	<b>146-186</b>	<b>.785</b>	<b>1203</b>	<b>14.9</b>



**ART AARON — 1,200 Points**  
 Chicago, Ill./St. Ignatius  
 Guard/Forward • 6-8 • 200

23


Season	G	FG-FGA	PCT	3P-3PA	PCT	FT-FTA	PCT	PTS	AVG
1980-81	24	42-110	.382	—	—	37-55	.673	121	5.0
1981-82	27	80-157	.510	—	—	28-43	.651	188	7.0
1982-83	30	175-382	.458	12-41	.293	72-109	.661	434	14.5
1983-84	27	187-420	.445	—	—	83-120	.692	457	16.9
<b>Totals</b>	<b>108</b>	<b>484-1069</b>	<b>.453</b>	<b>12-41</b>	<b>.293</b>	<b>220-327</b>	<b>.673</b>	<b>1200</b>	<b>11.1</b>



**PATRICK BALDWIN — 1,189 Points**  
 Leavenworth, Kan./Leavenworth  
 Guard • 6-1 • 203

24

Season	G	FG-FGA	PCT	3P-3PA	PCT	FT-FTA	PCT	PTS	AVG
1990-91	28	140-280	.500	6-23	.261	83-109	.761	369	13.2
1991-92	14	62-120	.517	1-4	.250	30-36	.833	155	11.1
1992-93	25	116-274	.423	18-70	.257	66-75	.880	316	12.6
1993-94	29	138-289	.578	33-81	.407	40-57	.702	349	12.0
<b>Totals</b>	<b>96</b>	<b>456-963</b>	<b>.474</b>	<b>58-178</b>	<b>.326</b>	<b>219-277</b>	<b>.791</b>	<b>1189</b>	<b>12.4</b>



**TODD LESLIE — 1,185 Points**  
 Palatine, Ill./Fremd  
 Guard • 6-5 • 195

25

Season	G	FG-FGA	PCT	3P-3PA	PCT	FT-FTA	PCT	PTS	AVG
1989-90	28	35-88	.398	11-26	.423	42-49	.857	123	4.4
1990-91	28	132-287	.460	65-127	.512	63-79	.797	392	14.0
1991-92	28	101-225	.449	50-117	.427	53-64	.828	305	10.9
1993-94	29	113-278	.406	77-185	.416	62-77	.805	365	12.6
<b>Totals</b>	<b>113</b>	<b>381-878</b>	<b>.434</b>	<b>203-455</b>	<b>.446</b>	<b>220-269</b>	<b>.818</b>	<b>1185</b>	<b>10.5</b>





1,000-POINT SCORERS



**DERERK PARDON — 1,182 Points**  
Cleveland, Ohio/Villa Angela-St. Joseph  
Center • 6-8 • 235

26


Season	G	FG-FGA	PCT	3P-3PA	PCT	FT-FTA	PCT	PTS	AVG
2015-16	20	53-82	.646	0-0	.000	27-51	.529	133	6.7
2016-17	28	102-167	.611	0-0	.000	37-68	.544	241	8.6
2017-18	32	143-231	.619	0-1	.000	75-122	.615	361	11.3
2018-19	32	173-303	.571	6-28	.214	95-139	.683	447	14.0
<b>Totals</b>	<b>112</b>	<b>471-783</b>	<b>.602</b>	<b>6-29</b>	<b>.207</b>	<b>234-380</b>	<b>.616</b>	<b>1182</b>	<b>10.6</b>



**ALEX OLAH — 1,161 Points**  
Timisoara, Romania/Traders Point (Ind.) Christian Acad.  
Center • 7-0 • 275

27


Season	G	FG-FGA	PCT	3P-3PA	PCT	FT-FTA	PCT	PTS	AVG
2012-13	31	76-183	.415	3-14	.214	35-60	.583	190	6.1
2013-14	33	112-220	.509	10-33	.303	66-97	.680	300	9.1
2014-15	32	135-278	.486	9-38	.237	95-127	.748	374	11.7
2015-16	26	116-221	.525	8-27	.296	57-83	.687	297	11.4
<b>Totals</b>	<b>122</b>	<b>439-902</b>	<b>.487</b>	<b>30-112</b>	<b>.268</b>	<b>253-367</b>	<b>.689</b>	<b>1161</b>	<b>9.5</b>



**ANDRE GOODE — 1,155 Points**  
Rockford, Ill./East  
Forward • 6-10 • 225

28

Season	G	FG-FGA	PCT	FT-FTA	PCT	PTS	AVG
1981-82	27	82-200	.410	44-64	.688	208	7.7
1982-83	30	120-254	.472	54-84	.643	294	9.8
1983-84	28	140-301	.465	21-37	.568	301	10.8
1984-85	28	157-392	.401	38-60	.633	352	12.6
<b>Totals</b>	<b>113</b>	<b>499-1147</b>	<b>.435</b>	<b>157-245</b>	<b>.641</b>	<b>1155</b>	<b>10.2</b>



**BRIAN SCHWABE — 1,150 Points**  
Mercer Island, Wash./Mercer Island  
Center • 6-9 • 229

29


Season	G	FG-FGA	PCT	FT-FTA	PCT	PTS	AVG
1985-86	27	90-194	.464	35-52	.673	215	8.0
1987-88	28	132-244	.541	56-87	.644	320	11.4
1988-89	28	143-268	.534	76-103	.738	362	11.9
1989-90	27	103-224	.460	47-77	.610	253	9.4
<b>Totals</b>	<b>110</b>	<b>468-930</b>	<b>.503</b>	<b>214-319</b>	<b>.671</b>	<b>1150</b>	<b>10.5</b>



**FRANK EHMANN — 1,145 Points**  
Chicago, Ill./St. George  
Forward • 6-3 • 180

30

Season	G	FG-FGA	PCT	FT-FTA	PCT	PTS	AVG
1951-52	22	53-190	.279	28-52	.538	134	6.1
1952-53	20	46-168	.274	35-65	.538	127	6.4
1953-54	21	140-363	.386	103-167	.617	383	18.2
1954-55	21	175-444	.394	151-234	.645	501	23.9
<b>Totals</b>	<b>84</b>	<b>414-1165</b>	<b>.355</b>	<b>317-518</b>	<b>.612</b>	<b>1145</b>	<b>13.6</b>





1,000-POINT SCORERS



**HAL GRANT — 1,123 Points**

Argo, Ill./Argo  
Forward • 6-6 • 200

31

Season	G	FG-FGA	PCT	FT-FTA	PCT	PTS	AVG
1951-52	20	49-127	.386	31-51	.608	129	6.5
1952-53	22	80-203	.394	51-77	.662	211	9.6
1953-54	22	121-285	.425	106-172	.617	348	15.8
1954-55	22	161-387	.416	113-185	.610	435	19.8
<b>Totals</b>	<b>86</b>	<b>411-1002</b>	<b>.410</b>	<b>301-485</b>	<b>.621</b>	<b>1123</b>	<b>13.1</b>




**TAVARAS HARDY — 1,122 Points**

Joliet, Ill./Providence  
Forward • 6-8 • 236

32

Season	G	FG-FGA	PCT	3P-3PA	PCT	FT-FTA	PCT	PTS	AVG
1998-99	29	92-208	.442	0-3	.000	16-46	.348	200	6.9
1999-00	30	87-203	.429	0-15	.000	68-106	.642	242	8.1
2000-01	30	110-238	.462	2-22	.091	100-142	.704	322	10.7
2001-02	29	128-280	.457	26-94	.277	76-155	.490	358	12.3
<b>Totals</b>	<b>118</b>	<b>417-929</b>	<b>.449</b>	<b>28-134</b>	<b>.209</b>	<b>260-449</b>	<b>.579</b>	<b>1122</b>	<b>9.5</b>




**MARK SIBLEY — 1,113 Points**

Rockford, Ill./West  
Guard • 6-2 • 175

33

Season	G	FG-FGA	PCT	FT-FTA	PCT	PTS	AVG
1970-71	24	114-246	.463	100-121	.826	328	13.6
1971-72	23	128-283	.452	68-85	.800	324	14.0
1972-73	24	184-468	.393	93-118	.788	461	19.2
<b>Totals</b>	<b>71</b>	<b>426-997</b>	<b>.427</b>	<b>261-324</b>	<b>.806</b>	<b>1113</b>	<b>15.7</b>




**WINSTON BLAKE — 1,072 Points**

Plano, Texas/Plano Senior  
Guard/Forward • 6-5 • 205

34

Season	G	FG-FGA	PCT	3P-3PA	PCT	FT-FTA	PCT	PTS	AVG
1999-00	30	39-131	.298	17-66	.258	22-29	.759	117	3.9
2000-01	30	121-316	.383	83-221	.376	33-50	.660	358	11.9
2001-02	29	126-312	.404	69-187	.369	72-90	.800	393	13.6
2002-03	28	66-198	.333	31-129	.240	41-60	.683	204	7.3
<b>Totals</b>	<b>117</b>	<b>352-957</b>	<b>.368</b>	<b>200-603</b>	<b>.332</b>	<b>168-229</b>	<b>.734</b>	<b>1072</b>	<b>9.2</b>




**DON ADAMS — 1,066 Points**


East Point, Ga./James Abrams  
Forward • 6-6 • 220

35

Season	G	FG-FGA	PCT	FT-FTA	PCT	PTS	AVG
1967-68	23	118-318	.371	61-91	.670	297	12.9
1968-69	24	145-338	.429	89-122	.730	379	15.8
1969-70	24	150-324	.463	90-121	.743	390	16.3
<b>Totals</b>	<b>71</b>	<b>413-980</b>	<b>.421</b>	<b>240-334</b>	<b>.719</b>	<b>1066</b>	<b>15.0</b>



1,000-POINT SCORERS




**JEFF GROSE — 1,052 Points**

Warsaw, Ind./Warsaw  
Guard • 6-2 • 183

36

Season	G	FG-FGA	PCT	3P-3PA	PCT	FT-FTA	PCT	PTS	AVG
1985-86	27	70-186	.376	—	—	38-43	.884	178	6.6
1986-87	27	71-175	.406	25-55	.455	32-38	.842	199	7.4
1987-88	28	133-323	.412	50-136	.368	74-87	.851	390	13.9
1988-89	28	99-227	.436	50-120	.417	37-42	.881	285	10.2
<b>Totals</b>	<b>110</b>	<b>373-911</b>	<b>.409</b>	<b>125-311</b>	<b>.402</b>	<b>181-210</b>	<b>.862</b>	<b>1052</b>	<b>9.6</b>




**PETE NANCE — 1,025 Points**

Akron, Ohio/Revere  
Forward • 6-10 • 225

37

Season	G	FG-FGA	PCT	FT-FTA	PCT	PTS	AVG
2018-19	23	26-75	.347	5-12	.417	67	2.9
2019-20	30	100-250	.400	24-35	.686	254	8.5
2020-21	24	107-216	.495	29-37	.784	267	11.1
2021-22	30	166-334	.497	63-82	.768	437	14.6
<b>Totals</b>	<b>107</b>	<b>399-875</b>	<b>.456</b>	<b>121-166</b>	<b>.729</b>	<b>1025</b>	<b>9.6</b>




**RAY RAGELIS — 1,023 Points**

East Chicago, Ill./East Chicago Washington  
Forward • 6-4 • 200

38

Season	G	FG-FGA	PCT	FT-FTA	PCT	PTS	AVG
1948-49	21	n/a	n/a	n/a	n/a	264	12.6
1949-50	22	133-327	.407	72-125	.576	338	15.4
1950-51	22	146-354	.412	129-202	.638	421	19.1
<b>Totals</b>	<b>65</b>	<b>n/a</b>	<b>n/a</b>	<b>n/a</b>	<b>n/a</b>	<b>1023</b>	<b>15.7</b>




**CHASE AUDIGE — 1,009 Points**

Coram, N.Y./The Hill School (Pa.)  
Guard • 6-4 • 200

39

Season	G	FG-FGA	PCT	FT-FTA	PCT	PTS	AVG
2020-21	24	112-277	.404	31-57	.544	295	12.3
2021-22	24	88-260	.338	33-46	.717	236	9.8
2022-23	34	166-451	.368	79-95	.832	478	14.1
<b>Totals</b>	<b>82</b>	<b>366-988</b>	<b>.370</b>	<b>143-198</b>	<b>.722</b>	<b>1009</b>	<b>12.3</b>



**RICH FALK — 1,001 Points**

Galva, Ill./Galva  
Guard • 6-0 • 163

40

Season	G	FG-FGA	PCT	FT-FTA	PCT	PTS	AVG
1961-62	23	59-136	.434	22-39	.567	140	6.1
1962-63	24	146-309	.473	80-104	.769	372	15.5
1963-64	21	204-452	.451	81-106	.764	489	23.3
<b>Totals</b>	<b>68</b>	<b>409-897</b>	<b>.456</b>	<b>183-249</b>	<b>.735</b>	<b>1001</b>	<b>14.7</b>



## ALL-TIME LETTERWINNERS

The listing of all-time men's basketball lettermen is as complete and accurate as historical records allow and includes only those players which earned a varsity letter; student-managers and trainers are not listed. The information on each student-athlete was compiled from media guides, programs, yearbooks and academic records. Corrections and additions are welcomed if they can be verified. Inquiries should be directed to Northwestern's athletic communications office.

Current players who have previously lettered are listed in bold.

## A

Aaron, Art, 1981, 82, 83, 84  
 Abbott, James, 1928  
 Abrahamson, Kale, 2013, 14  
 Adams, Don, 1968, 69, 70  
 Adrianson, Rocky, 1982  
 Ajou, Chier, 2013  
 Aldrich, Anderson, 1912, 13, 14  
 Allen, Tony, 1975, 76, 77, 78  
 Allouche, Danny, 1999  
 Alsdorf, Greg, 1958  
 Ammons, Carvell, 1997  
 Anderson, Bobby, 1980, 81  
 Ash, Jordan 2016, 17, 18  
 Ashbaugh, Bryan, 1972, 73, 74  
 Audige, Chase, 2021, 22, 23

## B

Babbitt, George, 1913  
 Baggott, Robert, 1950  
 Baker, Edward, 1941  
 Baker, Ralph, 1925  
 Baldwin, Pat, 1991, 92, 93, 94  
 Baran, Nikola, 2008  
**Barnhizer, Brooks, 2022, 23**  
 Barr, James, 1947, 48, 49, 50  
 Bauer, Bill, 1972  
 Bauman, Max, 1933  
 Becker, Dick, 1959  
 Beckley, Tom, 1948, 49  
 Bellows, Franklin, 1917  
 Bellows, John, 1919, 20  
 Bender, Hiram, 1935, 36, 37  
 Bennett, Sidney, 1917  
 Benson, Barret 2017, 18, 19  
 Benson, George, 1940, 41, 42  
 Beran, Robbie, 2020, 21, 22, 23  
 Berg, Chris, 1984, 87  
 Berg, Steve, 1970, 71, 72  
 Bergherm, Russell, 1929, 30  
 Berry, Dick, 1957, 58, 59  
**Berry, Ty, 2021, 22, 23**  
 Bielenberg, Douglas, 1950

Biever, John, 1952, 53, 54  
 Blackard, Jeff, 1980, 81  
 Blaha, Don, 1952, 53  
 Blake, Winston, 2000, 01, 02, 03  
 Blasius, Donald, 1949, 50, 51  
 Blume, Elmer, 1935, 36, 37  
 Boesen, Pete, 1976, 77, 78, 79  
 Bone, Dave, 1961, 62  
 Bonner, Julian, 1996, 97, 98, 99  
 Bood, Ed, 1957, 58  
 Booz, Edwin, 1912  
 Boswell, Clarence, 1910  
 Bradof, Jim, 1968, 69, 70  
 Brady, Bernard, 1951, 52  
 Bragiel, Jim, 1953, 54, 55  
 Branch, Joe, 1995, 96, 97, 98  
 Branch, Morel, 1984, 85, 86  
 Brandt, Chuck, 1959, 60, 62  
 Bresnahan, Dennis, 1968  
 Brewer, Donald, 1932, 33, 34  
 Brodnan, John, 1973, 74  
 Bromberg, Phil, 1955, 56, 57  
 Brooks, Richard, 1940  
 Brooks, Marc, 1988  
 Brotz, Don, 1988, 89, 90, 91  
 Brown, Don, 1963, 64, 65  
 Brown, Isiah 2017, 18  
 Buford, Terry, 1986, 87, 88, 89  
**Buie, Boo, 2020, 21, 22, 23**  
 Burke, Jason, 2000, 01, 02, 03  
 Burke, Sterling, 1967, 68, 69  
 Burns, Jim, 1965, 66, 67  
 Butherus, Albert, 1939, 40, 41

## C

Cacciatore, Bill, 1960, 61, 62  
 Campbell, Floyd, 1958, 59, 60  
 Campbell, Mike, 1977, 78, 79, 80  
 Capocci, Mike, 2008, 09, 10, 11  
 Carle, Jerry, 1944, 47, 48  
 Carlisle, Geno, 1995, 96  
 Carroll, Randy, 1976, 77, 78, 79  
 Carter, Neil, 1946  
 Cartwright, Brad, 1974, 75, 77  
 Cedarstrom, James, 1950, 51, 52  
 Cerina, Nikola, 2013, 14  
 Chamberlain, Brian, 1995, 96  
 Christmann, William, 1924, 25, 26  
 Clary, Marty, 1982, 83  
 Clason, Henry, 1940, 41, 42  
 Clawson, Donald, 1940, 41, 42  
 Clawson, Frank, 1944, 45  
 Cobb, JerShon, 2011, 12, 14, 15  
 Coble, Kevin, 2007, 08, 09  
 Collier, Joe, 1952  
 Coté, Bernard, 2006  
 Cowden, Albert, 1905  
 Crandall, Don, 1969, 70, 71  
 Crawford, Drew, 2010, 11, 12, 14  
 Cressor, Paul, 1963  
 Cucuz, Bo, 1985, 86, 87, 88  
 Culbertson, John, 1907, 08  
 Culver, Nelson, 1933, 34  
 Cummins, Jim, 1965, 66, 67  
 Cunningham, Barclay, 1911, 12  
 Curfman, Chris, 1975  
 Curretti, Davide, 2009, 10, 11, 12

Currie, James, 1937, 38, 39  
 Curtis, Arthur, 1927

## D

Daley, John, 1920  
 Dammeier, Terry, 1973, 74  
 Davis, Bernard, 1939  
 Davis, Dan, 1967, 68, 69  
 Day, Marlon, 2008, 09  
 Dean, Darreion, 1995  
 Dean, Randy, 1974  
 Dean, Rob, 1974  
 Dellefield, Larry, 1951, 52, 53  
 Demps, Tre, 2013, 14, 15, 16  
 Dennis, Larry, 1975  
 Deren, Brody, 2000  
 Diehl, Cleo, 1937  
 Dixon, Roy, 1983, 84, 85, 86  
 Dixon III, Roy, 2021, 22, 23  
 Dobbins, Lyle, 1978, 79  
 Doren, Walt, 1956  
 Dorner, Pierre, 1960  
 Douglass, Paul, 1970, 71, 72  
 Doyle, Tim, 2005, 06, 07  
 Drayton, Collier, 2000, 01, 02  
 Driscoll, John, 1916  
 Duerksen, Craig, 1995, 96  
 Duhart, Fred, 1955, 56, 57  
 Duvancic, Davor, 2002, 03, 04, 05

## E


Egan, John, 1978, 79, 80, 81  
 Ehmann, Frank, 1952, 53, 54, 55  
 Eielson, Harry, 1919  
 Ellingwood, Lloyd, 1917, 18  
 Ellis, Harvey, 1914, 15, 16  
 Endsley, Jim, 1976, 78, 79  
 Eschmeyer, Evan, 1996, 97, 98, 99  
 Eschmeyer, Jeff, 1998, 99, 2000  
 Esser, Ted, 1942

## F


Falk, Rich, 1962, 63, 64  
 Falzon, Aaron, 2016, 18, 19  
 Farber, Saul, 1931, 32  
 Feaman, Perry, 1939  
 Felt, George, 1944, 47  
 Fendley, Jake, 1949, 50, 51  
 Fenlon, Bill, 1976, 77, 78, 79  
 Fields, David, 1974, 75, 76, 77  
 Fine, Richard, 1938  
 Fisher, Lyle, 1934, 35  
 Fisher, Waldo, 1926, 27, 28  
 Flanagan, Joe, 1983, 84, 85, 86  
 Ford, Vern, 1967  
 Forss, Frank, 1932  
 Franzen, Vernon, 1921, 22, 23  
 Freundt, Nick, 2009, 10, 11, 12  
 Fullen, Elliot, 1984, 85, 86, 87



BRYAN ASHBAUGH



PAUL DOUGLASS



ELLIOT FULLEN



## ALL-TIME LETTERWINNERS



JOE HARMSEN



RON KOZLICKI



RICK LOPOSSA

## G

Gaines, Anthony, 2018, 19, 20, 21  
 Gamber, Terry, 1967, 68, 69  
 Gargas, Chester, 1936  
 Gerken, Arthur, 1938  
 Gesler, Wendell, 1917, 18  
 Gibbs, Bill, 1961, 62, 63  
 Gibson, Brian, 1977, 78, 79, 80  
 Giusfredi, Albert, 1950, 51  
 Gleichmann, Harold, 1927, 28, 29  
 Glenn, John, 1934, 35, 36  
 Goldstein, Edwin, 1950  
 Goode, Andre, 1982, 83, 84, 85  
 Gorman, Larry, 1991  
 Grady, Bob, 1979, 80, 81, 82  
 Graham, Alva, 1924  
 Graham, Otto, 1942, 43, 44  
 Grant, Harold, 1952, 53, 54, 55  
 Greaves, Joseph, 1925  
 Greer, Jerry, 1958, 59, 60  
 Greer, Ryan, 2019, 20, 21, 22  
 Grier, Josh, 2004  
 Grose, Jeff, 1986, 87, 88, 89

## H

Haas, John, 1928, 29  
 Hachad, Mohamed, 2003, 04, 05, 06  
 Hails, Robert, 1930  
 Hale, Hilton, 1975, 76  
 Hall, Charlie, 2016, 17, 18, 19  
 Halquist, Ted, 1951  
 Hanlon, Sean, 1997  
 Hanselman, Ben, 1932  
 Hansen, Denny, 1962, 63, 64  
 Hardy, Tavaras, 1999, 2000, 01, 02  
 Harlow, Hayden, 1929  
 Harman, Lester, 1938, 39, 40  
 Harmsen, Joe, 1996, 97, 98, 99  
 Harris, Napoleon, 1998  
 Hart, James, 1946  
 Hartless, Rod, 1958, 59  
 Hasse, Clarence, 1941, 42, 43  
 Hathaway, Earl, 1927  
 Haunty, Jake, 1991  
 Hearn, Reggie, 2010, 11, 12, 13  
 Hedstrom, Burt, 1947  
 Heinemeyer, Floyd, 1919  
 Heise, Tom, 1991  
 Henneberry, Kyle, 1997  
 Hentz, Barry, 1970, 71, 72  
 Heppes, Donald, 1924  
 Heren, Hubert, 1908, 09, 10  
 Hildebrand, Bob, 1974, 75, 76, 77  
 Hiser, David, 1974, 75, 76, 77  
 Hoeveler, Justin, 2006  
 Hoffman, Gildea, 1924  
 Holmes, David, 1989, 90  
 Holmes, Elmer, 1914  
 Holmes, Willard, 1921, 22, 23  
 Hook, Jay, 1956, 57  
 Horvatic, Walter, 1949, 50, 51  
 Houlihan, Patrick, 2006, 07, 08, 09  
 Howell, Charles, 1990, 91, 92, 93  
 Howland, Frank, 1944

Hubbard, Clifford, 1910  
 Hubbell, Reader, 1917, 18  
 Hughes, Langston, 2000  
 Hughes, Robert, 1947, 48, 49  
**Hunger, Luke, 2023**  
 Hurlley, Terry, 1967, 68, 69  
 Husar, Erwin, 1942

## I

Ivankovich, Dan, 1984

## J

Jackson, Don, 1963, 64, 65  
 Jackson, Randy, 1973, 74  
 Jake, Robert, 1942, 43  
 Jenkins, Michael, 1980, 81, 82, 83  
 Jenkins, Michael, 2002, 04, 05, 06  
 Jennings, Aaron, 2000, 01, 02, 03  
 Jerdan, Myles, 1969, 70, 71  
 Jimenez, Omar, 2012, 13  
 Johnson, Ben, 2000, 01  
 Johnson, Dick, 1957, 58, 59  
 Johnson, Douglas, 1910  
 Johnson, Elmer, 1931, 32, 33  
 Johnson, Fred, 1945  
 Johnson, Jevon, 1994, 95, 96, 97  
 Johnson, Russell, 1924  
 Johnsos, Luke, 1927, 28  
 Jones, Jared, 2020  
 Jones, Paul, 1936  
 Jones, Willie, 1958, 59, 60  
 Joost, Eric, 1984, 85  
 Jung, Brian, 1979, 80

## K

Kachan, Kevin, 1972, 73, 74  
 Kamrath, Matt, 1997, 98, 99  
 Karstens, John, 1924, 25  
 Kauber, Warren, 1959  
 Kawal, Albert, 1933, 34, 35  
 Keeley, Phil, 1962, 63, 64  
 Kelley, Dale, 1968, 69, 70  
 Kennedy, Joe, 2004, 05, 06, 07  
 Kershaw, George, 1924, 25  
 Kincaid, Herbert, 1915, 16  
 King, LeRoy, 1946  
 Kirkpatrick, Kip, 1991, 92, 93, 94  
 Klaas, Bob, 1976, 77, 78, 79  
 Klein, Richard, 1940  
 Koble, Robert, 1939  
 Koehler, Robert, 1918  
 Kopp, Miller, 2019, 20, 21  
 Kozlicki, Ron, 1965, 66, 67  
 Kreamer, Tommy, 1993  
 Krefit, Dan, 1994, 95, 96  
 Kreisberg, Jeremiah, 2015  
 Kruger, Donald, 1940, 41, 42  
 Kruse, James, 1950, 51  
 Kurka, Larry, 1952, 53, 54

## L

Lambiotte, Walker, 1989, 90  
 Lamke, Earl, 1910, 11, 12  
 Lamke, Raymond, 1911, 12, 13  
 Lane, Edwin, 1920  
 Langenstein, Chester, 1920  
 Law, Vic, 2015, 17, 18, 19  
 LeBuhn, Rob, 1952, 53, 54  
 Lepore, Steve, 1999, 2000  
 Leslie, Todd, 1990, 91, 92, 94  
 Levering, Gordon, 1959  
 Levison, George, 1927  
 Ligare, Victor, 1918, 19, 20  
 Lindgren, Charles, 1946  
 Lindsey, Scottie, 2015, 16, 17, 18  
 Ling, Tony, 1992, 93  
 Lockhart, Robert, 1930, 32  
 Lofgren, Philip, 1945, 46, 47  
 Long, Drew, 2002  
 Lopossa, Rick, 1962, 63, 64  
 Lose, Glen, 1955, 56, 57  
 Lounsbury, Jackson, 1991  
 Ludy, Perry, 1971  
 Lumpkin, Sanjay, 2014, 15, 16, 17  
 Lumpkins, Larry, 1979, 80  
 Lund, Arnold, 1926  
 Lutgens, Ken, 1961, 62, 63  
 Lyman, George, 1921

## M

MacDonald, Edward, 1930  
 MacTaggart, Robert, 1946  
 Maddock, George, 1948, 49  
 Malnati, Tino, 2018, 19, 20  
 Manske, Edgar, 1933, 34  
 Mantis, Nick, 1957, 58, 59  
 Marcotullio, Alex, 2010, 11, 12, 13  
 Marifke, Jerry, 1976, 77, 78, 79  
 Marquardt, Allen, 1917, 18, 19  
 Martinelli, Dom, 2021  
**Martinelli, Nick, 2023**  
 Marshall, Frank, 1924, 25, 26  
 Marshall, Harry, 1946  
 Martz, John, 1965, 66  
 Marvil, Dallas, 1930  
 Mason, Rich, 1965  
 Mast, Dick, 1955, 56, 57  
 Matthews, Frank, 1924, 25, 26  
 McAllister, Robert, 1939  
 McAnnally, Jess, 1935  
 McCants, Ed, 2001  
 McCarnes, Donald, 1941  
 McCarnes, Robert, 1930, 31, 32  
 McIntosh, Bryant, 2015, 16, 17, 18  
 McJohnston, Harrison, 1905  
 McKenzie, Harold, 1921, 22, 23  
 McKinney, Billy, 1974, 75, 76, 77  
 McMichael, Mike, 1936, 37, 38  
 McMillen, Arnold, 1943  
 Melchior, Charles, 1938, 39, 40  
 Melchior, Jean-Marc, 2006, 07, 08  
 Mercer, Guy, 1935, 36, 37

## ALL-TIME LETTERWINNERS

Milam, Dave, 1966  
 Milam, Dick, 1974, 75  
 Miller, Clarence, 1905  
 Miller, John, 1961, 62, 63  
 Miller, Robert, 1905  
 Mirkovic, Luka, 2009, 10, 11, 12  
 Moeller, Kenneth, 1934  
 Molnar, Aron, 1997, 98, 99  
 Montgomery III, James, 2012, 13, 14  
 Moonshower, Marvin, 1933  
 Moran, Barry, 1970, 71, 72  
 Moore, Craig, 2006, 07, 08, 09  
 Morris, John, 1945  
 Morris, Max, 1945, 46  
 Morris, Shon, 1985, 86, 87, 88  
 Morse, Edson, 1933  
 Mottram, Joe, 1952  
 Mundy, Merrill, 1929, 30  
 Murray, Colin, 1981, 82, 84, 85

## N

Nagode, Jake, 1936, 37, 38  
 Nance, Pete, 2019, 20, 21, 22  
 Nash, Jeremy, 2007, 08, 09, 10  
 Neloms, Cedric, 1992, 93, 94, 95  
 Nelson, Jerry, 1964, 65, 66  
 Neuffer, Eisten, 1947  
 Newby, Clarence, 1915  
 Newman, David, 1999, 2000  
 Nichols, Austin, 2010, 11  
**Nicholson, Matthew, 2021, 22, 23**  
 Nixon, Kevin, 1990  
 North, Bill, 1958, 59, 60  
 Norton, John, 1945

## O

Okrzesik, Jason, 2007, 08  
 Olah, Alex, 2013, 14, 15, 16  
 Osborne, Robert, 1941  
 Otis, Joe, 1972, 73, 74  
 Owen, Carl, 1927

## P

Palmer, Charles, 1921  
 Pardon, Dererk, 2016, 17, 18, 19  
 Park, Lawrence, 1913  
 Parker, T.J., 2003, 04, 05  
 Paterson, James, 1921, 22, 23  
 Patterson, Frank, 1915, 16  
 Pedersen, Evan, 1989, 90  
 Peljusic, Ivan, 2008, 09, 10, 11  
 Pendergrast, Delbert, 1935, 36  
 Pendleton, Robert, 1933  
 Perry, Chester, 1933  
 Peterson, John, 1982, 83, 84, 85  
 Petrancek, Frank, 1952, 53, 54  
 Petrovic, Milan, 1985, 86, 87, 88

Pettit, Lloyd, 1945  
 Piper, Robert, 1910, 11  
 Pitts, Brian, 1983, 84, 86, 87  
 Pitts, Jim, 1964, 65, 66  
 Poetter, Erwin, 1941  
 Polite, Don, 1987, 88, 89, 90  
 Pomeday, Nate, 1996, 97, 98, 99  
 Porth, Victor, 1940  
 Potter, Tom, 1961  
 Preston, Tom, 1969, 70, 71  
 Printen, John, 1965

## Q

Queen, Aaric, 1991, 92  
 Quinter, Alvine, 1926

## R

Rader, Allan, 1907, 08  
 Radtke, Ed, 1962  
 Ragelis, Edward, 1951, 52  
 Ragelis, Ray, 1949, 50, 51  
 Rankin, Kevin, 1991, 92, 93, 94  
 Rathel, Gaddis, 1980, 81, 82, 83  
 Rayford, T.J., 1992, 93, 94  
 Reece, Lucis, 1988, 89, 90, 91  
 Reeves, Mike, 1968, 69, 70  
 Reiff, Joseph, 1931, 32, 33  
 Reinert, Jim, 1977  
 Richardson, Clarence, 1982, 83, 84, 85  
 Rickards, Sterling, 1933  
 Riel, Bert, 1929, 30, 31  
 Riessen, Marty, 1962, 63, 64  
 Roberson, Rod, 1978, 79, 80, 81  
 Robinson, Adam, 2000  
 Roper II, Julian, 2022, 23  
 Rosenfeld, Milton, 1933, 34, 35  
 Ross, Bryan, 1987, 88, 89  
 Ross, Harry, 1907, 08, 09  
 Ross, Rob, 1989, 90  
 Rothrock, John, 1945  
 Rowley, Kyle, 2009, 10  
 Ruklick, Joe, 1957, 58, 59  
 Rusch, Robert, 1926, 27, 28  
 Ryan, Jeff, 2007, 08, 09, 11


## S

Sabine, Dick, 1937  
 Sandhu, Dylan, 2020, 21, 22  
 Sarno, Jim, 1968, 69, 70  
 Saunders, Charles, 1920, 21, 22  
 Saunders, Larry, 1968  
 Saviano, Rocky, 1986  
 Scanlan, George, 1911, 12, 13  
 Schadler, Bernard, 1944, 45, 47  
 Schaefer, Dick, 1965  
 Schneberger, George, 1915  
 Schnepf, Tom, 1981  
 Schnier, Larry, 1981, 82

Schultz, Harold, 1929  
 Schultz, Paul, 1981, 82, 83, 84  
 Schulz, Bill, 1956, 57  
 Schumacher, Ronald, 1943, 44  
 Schwabe, Brian, 1986, 88, 89, 90  
 Scott, Vince, 2004, 05, 06, 07  
 Seacat, Evan, 2003, 04, 05, 06  
 Seder, Arthur, 1941  
 Sharer, Charles, 1913  
 Sharer, Dwight, 1922  
 Sharp, Nathan, 1914  
 Shepard, Robert, 1939, 40  
 Shoger, Ron, 1970, 71, 72  
 Shurna, John, 2009, 10, 11, 12  
 Sibley, Mark, 1971, 72, 73  
 Sickels, Duane, 1944, 45  
 Simmons, Casey, 2022  
 Simpson, Eric, 1991, 92, 93, 94  
 Skelly, Gavin, 2015, 16, 17, 18  
 Smith, Arthur, 1931, 32  
**Smith, Blake, 2023**  
 Smith, Jean, 1936, 37, 38  
 Snyder, Brad, 1959, 60, 61  
 Sobolewski, Dave, 2012, 13, 14, 15  
 Soltau, Thomas, 2002  
 Spencer, Pat, 2020  
 Spoerer, Edward, 1934  
 Stack, Jim, 1980, 81, 82, 83  
 Steger, Matt, 2007, 08, 09, 10  
 Stegman, Walter, 1923, 24  
 Sticklen, William, 1948, 49  
 Stillwell, Jack, 1955  
 Stoepfelwerth, Walt, 1953, 54, 55  
 Strumillo, Chester, 1947, 48, 49  
 Stuntzner, Dave, 1958  
 Styles, Phil, 1988, 89  
 Sund, Rick, 1971, 72, 73  
 Sutton, Jerry, 1967, 68, 69  
 Svete, Bob, 1975, 76, 77  
 Swift, George, 1907, 08, 09  
 Swoopshire, Jared, 2013

## T


Taphorn, Nathan, 2014, 15, 16, 17  
 Taylor, Clinton, 1931  
 Taylor, Ryan, 2019  
 Teasley, Tim, 1973, 74, 75, 76  
 Teigeler, Fred, 1919  
 Thomas, Chuck, 1957  
 Thompson, David, 1910, 11  
 Thompson, Michael, 2008, 09, 10, 11  
 Thompson, Mike, 2005  
 Tiberi, Walt, 1965, 66, 67  
 Tolic, Ivan, 2004, 07  
 Tourek, Charles, 1946, 47, 48  
 Towne, Patrick, 2001, 02, 03  
 Trenkle, Fred, 1936, 37, 38  
 Trompeter, Dennis, 1975, 76  
 Tucker, Dustin, 1907  
 Turner, A.J., 2019, 2020  
 Turner, Donald, 1940  
 Turner, Mike, 2013



NICK MANTIS



ALEX MARCOTULLIO




FRANK PETRANCEK


ALL-TIME LETTERWINNERS



MICHAEL THOMPSON



BOB VOIGTS



RALPH WELLS

U

Uebele, Herman, 1956, 57  
Underhill, Marshall, 1916, 17, 18

V

van Zegeren, Joey, 2016  
Vance, Addington, 1939, 40  
Vana, John, 1997  
Vance, Norman, 1935, 36, 37  
Vassar, Johnnie, 2015  
Vehe, Walter, 1914  
Verhoeven, Tydus, 2023  
Vodick, Nick, 1943, 44  
Voigts, Robert, 1937, 38, 39  
Vukusic, Vedran, 2002, 04, 05, 06

Y

Yonke, Bret, 1993  
Young, Albert, 1940  
Young, George, 1919, 20  
Young, Jitim, 2001, 02, 03, 04  
Young, Ryan, 2020, 21, 22

Z

Zalewski, Eric, 2020, 21  
Zuravleff, Joe, 1947, 48

W

Wall, Chris, 1975, 76, 77, 78  
Wallace, James, 1973, 75, 76  
Walter, Russell, 1928, 29, 30  
Walters, Rex, 1989, 90  
Ward, John, 1944, 47, 48  
Warren, Phil, 1957, 58, 59  
Watts, Shawn, 1984, 85, 86, 87  
Weatherby, C., 1913  
Weaver, Mike, 1966, 67, 68  
Weinberger, Albert, 1905  
Wells, Burman, 1907  
Wells, Greg, 1972, 73, 75  
Wells, Harry, 1911, 12, 13  
Wells, Ralph, 1960, 61, 62  
Welsh, John, 1941  
Wendland, Russell, 1941, 42, 43  
Werts, Clarence, 1911  
Wessling, Homer, 1908, 09  
Wheeler, Emerson, 1946  
Whelan, John, 1931  
White, Harold, 1925, 26  
Whittle, Glenn, 1914, 15, 16  
Whittle, Harold, 1913, 14  
Wilcox, Robert, 1918, 19, 20  
Wilkins, Albert, 1933, 34, 35  
Williams, Elyjah, 2022  
Williams, Sterling, 2006, 07, 08, 09  
Williams, Willie, 1974, 75  
Wink, Sean, 1998, 99  
Woislav, Bill, 1961, 62, 63  
Wood, Bob, 1964  
Worland, Donald, 1936  
Worthington, Tom, 1947, 48, 49  
Wright, Frank, 1945  
Wyss, Tim, 1986, 87