




## BOWL GAME SUMMARIES





2023 — TONY THE TIGER SUN BOWL — OREGON STATE VS. NOTRE DAME

OREGON STATE  
NOTRE DAME

8  
40

Sun Bowl Stadium  
El Paso, Texas • Dec. 29, 2023

Weather — 50 degrees; Sunny

**EL PASO, Texas** – Oregon State's 2023 season came to a close at the Tony The Tiger Sun Bowl, dropping a 40-8 decision to No. 16 Notre Dame at Sun Bowl Stadium.

Kitan Oladapo tallied 11 tackles to lead the Beavers defensively, while Isaiah Chisom, making his first career start, picked up 10, including three tackles for loss.

Melvin Jordan IV, making his second career start, finished with a sack and two tackles for loss. Oregon State, as a team, recorded seven tackles for loss.

Jesiah Irish, Jimmy Valsin III and Silas Bolden all had three catches to lead the Beavers. Ben Gulbranson, making his first start of 2023 – and ninth of his career – was 16-for-27 passing for 180 yards.

He and Valsin III negated Notre Dame's shutout attempt with a 33-yard touchdown pass with 6:19 remaining in the fourth quarter. Tyler Voltin then ran in a two-point version for the Beavers' seventh and eighth points of the game.

Notre Dame posted a 14-0 lead heading into halftime. The Irish scored touchdowns in each of the first two quarters, while Oregon State finished with 103 yards of total offense.

Oregon State finished the season with an 8-5 record.



SCORING SUMMARY

	1	2	3	4	-	F
OREGON STATE	0	0	0	8	-	8
NOTRE DAME	7	7	10	16	-	40

**1st Quarter**  
6:47 **UND** Thomas 8 yd pass from Angeli (Shrader kick), 11-96, 6:09

**2nd Quarter**  
0:27 **UND** Price 1 yd rush (Shrader kick), 7-44, 3:02

**3rd Quarter**  
9:43 **UND** Shrader 44 yd field goal, 8-49, 5:17  
3:28 **UND** Faison 13 yd pass from Angeli (Shrader kick), 8-60, 4:19

**4th Quarter**  
10:55 **UND** Safety  
9:08 **UND** Love 13 yd pass from Angeli (Shrader kick), 3-72, 1:40  
6:19 **OSU** Valsin III 33 yd pass from Gulbranson (Voltin rush), 6-71, 2:42  
2:45 **UND** Ketterer 6 yd rush (Shrader kick), 6-40, 3:32

Attendance: 48,223

TEAM STATISTICS

	OSU	UND
First Downs	10	24
Rushing	0	13
Passing	10	10
Penalty	0	1
Net Rushing	2	236
Net Passing	195	232
Pass Attempt	28	19
Pass Comp.	17	15
Pass INT	1	0
Total Offense	197	468
Offensive Plays	44	67
Fumbles-Lost	1-0	1-0
Penalties-Yards	3-24	3-15
Punts-Yards	4-184	1-59
Punt Returns-Yards	1-12	0-0
Kickoff Returns-Yards	1-29	1-24
Possession Time	20:06	39:54
3rd Down Conversions	1-9	8-14
4th Down Conversions	1-3	1-2
Red Zone Scores-Chances	0-0	5-7
Touchdowns	0-0	5-7
Field Goals	0-0	0-7
Sacks by - Yards	2-20	4-45
Points off turnovers	0	0

INDIVIDUAL STATISTICS

**RUSHING: Oregon State**-Fenwick, Deshaun 6-15; Newell, Isaiah 3-0; Irish, Jesiah 2--1; Gulbranson, Ben 5--12.  
**Notre Dame**-Price, Jadarion 13-106; Love, Jeremiah 15-39; Ford, Devyn 4-30; Angeli, Steve 8-27; Payne, Gi'Bran 6-24; Ketterer, Chase 1-6; Velotta, Skip 1-4.

**PASSING: Oregon State**-Gulbranson, Ben 16-27-1-180; Irish, Jesiah 1-1-0-15.  
**Notre Dame**-Angeli, Steve 15-19-0-232.

**RECEIVING: Oregon State**-Irish, Jesiah 3-56; Valsin III, Jimmy 3-51; Bolden, Silas 3-28; Caulfield, Bryce 2-22; Walker, Trent 2-13; Terry II, Jermaine 2-7; Sharp, Riley 1-17; Reichle, Jake 1-1.  
**Notre Dame**-Faison, Jordan 5-115; Thomas, Jayden 4-59; Greathouse, Jaden 2-13; Raridon, Eli 2-12; Salerno, Matt 1-20; Love, Jeremiah 1-13.

**INTERCEPTIONS: Oregon State**-None.  
**Notre Dame**-Morrison, Benjamin 1-14.

**SACKS: Oregon State**-Jordan IV, Melvin 1.0-13; Chatfield Jr., Andrew 0.5-4; McCartan, John 0.5-3.  
**Notre Dame**-Cross III, Howard 1.0-10; Jean-Baptiste, Javontae 1.0-8; Botelho, Jordan 1.0-5; Watts, Xavier 0.5-1; Kiser, Jack 0.5-1.

**TACKLES (UA-A): Oregon State**-Oladapo, Kitan 8-3; Chisom, Isaiah 6-4; Lolohea, Sione 5-2; Kane, Jack 4-2; Golden, Joe 3-2; Jordan IV, Melvin 3-2; Thomas Jr., Noble 3-1; Miller, John 1-3; Rawls, James 3-0; McCartan, John 0-3; Stover, Cory 2-0; Munyagi Jr., Rweha 1-0; Saluni, Semisi 1-0; Jordan Jr., Andre 1-0; Reichle, Jake 1-0; Russell, Wynston 1-0; Wright, Quincy 1-0; Chatfield Jr., Andrew 0-1; Robinson, Jaden 0-1.  
**Notre Dame**-Watts, Xavier 2-3; Botelho, Jordan 2-3; Gray, Christian 2-1; Kiser, Jack 1-2; Shuler, Adon 1-2; Bowen, Drayk 0-3; Tucker, Chance 2-0; Jean-Baptiste, Javontae 1-1; Brown, DJ 1-1; Morrison, Benjamin 1-1; Burnham, Joshua 1-1; Cross III, Howard 1-1; Mills, Rylie 0-2; Rubio, Gabriel 0-2; Bertrand, JD 1-0; Lewis, Clarence 1-0; Mickey, Jaden 1-0; Bell, Micah 1-0; Minich, Ben 0-1.

2023 TONY THE TIGER SUN BOWL ROSTER

1	Cooper Jr., Ryan	DB	13	Irish, Jesiah	WR	24	Haines, Gavin	RB	36	Vickers, Drake	DB	58	Bloomfield, Heneli	OL	78	Elu, Nathan	OL
1	Fenwick, Deshaun	RB	14	Holmes, Jailen	WR	24	Kane, Jack	DB	37	Green, Josh	P	58	Howard, Kelze	DL	79	Voltin, Tyler	OL
2	Gould, Anthony	WR	14	Shaw, Kord	ILB	25	Ivy Jr., Tyrice	DB	38	Clark, Milan	DB	60	Black, Tiger	DL	80	Pope, Trevor	WR
2	Hart Jr., Calvin	ILB	15	Mason Jr., Sam	DB	26	Dennis Jr., Timothy	WR	38	Winsor, AJ	P	60	Brewer, Marco	OL	82	Milbourn, Gabe	TE
2	Valsin III, Jimmy	WR	15	Montiel, Dom	QB	26	Howard, Harlem	DB	39	Young, Jaydin	DB	61	Miller, Tanner	OL	82	Stover, Cory	OLB
3	East, Jamai	WR	16	Mack Jr., Carlos	DB	27	Jordan, Andre	DB	40	Erhart, Michael	ILB	62	Schuster, Jacob	DL	83	Neuman, Carter	TE
3	Tongue, Makiya	ILB	17	Gulbranson, Ben	QB	28	Oladapo, Kitan	DB	41	Drummer, Jhae	DB	63	Vincio, Luka	OL	84	Terry II, Jermaine	TE
4	Robinson, Jaden	DB	17	Taylor, Nikko	OLB	28	Walker, Trent	WR	42	Tufaga, Mason	ILB	64	Berger, Ryan	OL	85	Jensen, Cooper	TE
4	Throckmorton, Travis	QB	17	Thomas, Skyler	DB	29	Navarrete, Dyontae	RB	43	Hickle, Takari	DL	65	Schnapp, Thomas	OL	86	Kelley, Malik	TE
6	Martinez, Damien	RB	18	Massey, Ian	DB	29	Ratliff, Austin	DB	44	Jordan IV, Melvin	ILB	66	Starck, Grant	OL	87	Sharp, Riley	TE
6	McCartan, John	OLB	18	Noga, Jeremiah	WR	30	Boschma, Karson	WR	45	Saluni, Semisi	DL	67	Gray, Joshua	OL	89	Caulfield, Bryce	TE
7	Bolden, Silas	WR	19	Hatten Jr., Montrel	WR	30	Johnson, Josiah	DB	46	Phillips, Porter	ILB	69	Strand, Jacob	OL	90	Johnson, Jojo	DL
7	Julian, Alton	DB	19	Swen, Joe	DB	31	Malaki-Donaldson,	OLB	47	Blake, Tyree	OLB	70	Levorgood, Jake	OL	92	Willhite, Levi	DL
8	Lolohea, Sione	DL	20	Lambert, Jai	WR	31	Mathias	OLB	48	Black, Dylan	LS	71	Spencer, Tommy	OL	94	Shippen, Tavis	DL
8	Munyagi Jr., Rweha	OL	20	Miller, John	ILB	31	Walker, Max	P	49	Miner, Frank	LS	72	Esty, Zander	OL	95	Golden, Joe	DL
9	Franke, Ryan	OLB	21	Thomas Jr., Noble	DB	32	Chisom, Isaiah	ILB	52	Rawls, James	DL	73	Morano, Tyler	OL	97	Wright, Quincy	DL
9	Newell, Isaiah	RB	21	Wells Jr., David	WR	33	Hogan, Peyton	LS	54	Pond, Clive	ILB	74	Anderson, Jacob	OL	98	Collins, Thomas	DL
10	Chatfield Jr., Andrew	OLB	22	Russell, Wynston	DB	33	Omotosho, Oluwaseyi	DLB	55	White, Jason	OL	75	Fuaga, Taliiese	OL	99	Hodgins, Isaac	DL
10	Reddicks, Tastean	WR	22	Valadez, Joel	WR	34	Reichle, Jake	RB	56	Saez, Zakaih	OLB	76	Hartman, Ben	OL			
12	Card, Zachary	WR	23	Riney, Walker	WR	35	Hayes, Everett	K	57	Lopez, Dylan	OL	77	Gonzalez, Flavio	OL			



2022 — SRS DISTRIBUTION LAS VEGAS BOWL — OREGON STATE VS. FLORIDA

FLORIDA  
OREGON STATE

3  
30

Allegiant Stadium  
Las Vegas, Nev. • Dec. 17, 2022

Weather — Indoors

**LAS VEGAS** – The 14th-ranked Oregon State Beavers defeated Florida, 30-3, in the SRS Distribution Las Vegas Bowl to cap a 10-3 campaign. For the third time in program history, the Beavers (10-3, 6-3) have won their 10th game in a season.

Ben Gulbranson threw for 165 yards and a score, completed 12-of-19 passes and ran for another 15 yards and a score on the ground. Deshaun Fenwick led the rushing attack with 107 yards on 21 carries. Jam Griffin and Tyjon Lindsey each added a rushing touchdown.

Kyrei Fisher-Morris led the defense with 11 tackles – including seven solo stops, three for loss and a sack. Jaden Robinson and Omar Speights combined for 13.0 total stops, including Robinson's five solo tackles. Alex Austin and Ryan Cooper Jr. each registered a pass breakup to stifle Florida's passing game.

The Beavers found the scoreboard first following a eight play, 65-yard drive that was capped off by a Tyjon Lindsey rush for eight yards for the 7-0 advantage. Jaden Robinson and Omar Speights combined for 13.0 total stops, including Robinson's five solo tackles. Alex Austin and Ryan Cooper Jr. each registered a pass breakup to stifle Florida's passing game.

After keeping the Gators off the board on downs, Oregon State added to the lead after a 59-yard drive set up a 27-yard score from Everett Hayes to make it a 10-0 affair with 4:32 left in the second. The Beaver defense kept the opposition off the board twice to keep the score intact going into the break.

An 11-yard rush by Colletto off a Beaver fake punt set the offense with their second touchdown of the day on the second half's opening drive. Gulbranson found Golden between a pair of Florida defenders for the 15-yard connection to add seven to lead following Hayes' PAT. On the ensuing drive – set up by a punt blocked by Colletto – Gulbranson sprinted seven yards to the endzone for his second score.

Fenwick stretched the lead even further when he found the endzone from two yards out to make it a 29-0 ballgame before Atticus Sappington connected on the PAT to make it 30. The Beavers chewed off 6:33 from the clock and went 98 yards on 33 plays.

Oregon State previously won 10 games in the 2000 and 2006 seasons.

SCORING SUMMARY

	1	2	3	4	-	F
FLORIDA	0	0	0	3	-	3
OREGON STATE	7	3	13	7	-	30

1st Quarter

2:10 **OSU** Lindsey 8 yd rush (Hayes kick), 8-65, 3:39

2nd Quarter

4:32 **OSU** Hayes 27 yd field goal, 9-59, 5:20

3rd Quarter

10:20 **OSU** Bolden 15 yd pass from Gulbranson (Hayes kick), 10-64, 4:33

8:44 **OSU** Gulbranson 7 yd rush (Hayes kick missed), 3-7, 0:25

4th Quarter

13:02 **OSU** Griffin 2 yd rush (Hayes kick), 13-98, 6:33

0:37 **FLA** Mihalek 40 yd field goal, 12-64, 5:14

Attendance: 29,750

TEAM STATISTICS

	FLA	OSU
First Downs	13	24
Rushing	3	11
Passing	9	10
Penalty	1	3
Net Rushing	39	164
Net Passing	180	189
Pass Attempts	22	26
Pass Comp.	13	17
Pass INT	0	0
Total Offense	219	353
Offensive Plays	55	65
Fumbles-Lost	2-0	0-0
Penalties-Yards	11-82	7-50
Punts-Yards	5-226	3-166
Punt Returns-Yards	1-1	2-13
Kickoff Returns-Yards	4-91	1-26
Possession Time	30:25	29:35
3rd Down Conversions	5-14	7-12
4th Down Conversions	0-2	1-1
Red Zone Scores-Chances	1-2	5-6
Touchdowns	0-2	4-6
Field Goals	1-2	1-6
Sacks by - Yards	2-23	4-24
Points off turnovers	0	0

INDIVIDUAL STATISTICS

**RUSHING:** Florida-Etienne, Trevor 8-14; Johnson Jr., Montrell 11-14; Miller III, Jack 13-13; Pearsall, Ricky 1-minus-2.

**Oregon State-**Fenwick, Deshaun 21-107; Colletto, Jack 2-17; Gulbranson, Ben 5-15; Irish, Jesiah 2-15; Martinez, Damien 3-12; Lindsey, Tyjon 1-8; Griffin, Jam 2-2; Shannon, Kanoa 1-2; TEAM 1-minus-2; Gebbia, Tristan 1-minus-12.

**PASSING:** Florida-Miller III, Jack 13-22-0-180.

**Oregon State-**Gulbranson, Ben 12-19-0-165; Gebbia, Tristan 5-6-0-24; Lindsey, Tyjon 0-1-0-0.

**RECEIVING:** Florida-Pearsall, Ricky 4-65; Chiaokhiao-Bowman, Thai 2-53; Douglas, Caleb 2-25; Odom, Jonathan 2-24; Frazier, Ja'Quavion 1-10; Etienne, Trevor 1-9; Johnson Jr., Montrell 1-minus-6.

**Oregon State-**Bolden, Silas 6-99; Dunmore, John 5-42; Velling, Jack 2-21; Lindsey, Tyjon 2-7; Newell, Isaiah 1-11; Irish, Jesiah 1-9.

**INTERCEPTIONS:** Florida-None.

**Oregon State-**None.

**SACKS (UA-A):** Florida-Wingo, Derek 1.0-12; Umanmielen, Princely 1.0-11.

**Oregon State-**Chatfield, Andrew 1.0-10; Fisher-Morris, Kyrei 1.0-9; Robinson, Jaden 1.0-5; Lolohea, Sione 1.0-0.

**TACKLES (UA-A):** Florida-Torrence II, Rashad 4-4; Wingo, Derek 4-4; Burney, Amari 3-5; James, Shemar 4-3; Wilson, Kamari 4-2; Dexter Sr., Gervon 1-4; Dean III, Trey 3-1; Young, Jordan 1-3; Perkins, Jadarius 2-0; Boone, Justus 1-1; McClellan, Chris 1-1; Watson, Desmond 0-2; Powell-Ryland Jr., Antwan 0-2; Marshall Jr., Jason 0-2; Umanmielen, Princely 1-0; Hill, Jaydon 1-0; Williams, Scooby 1-0; Pyburn, Jack 1-0; Sapp, Tyreek 0-1; Mitchell, Miguel 0-1; Pouncey, Jordan 0-1; Lyons, Jamari 0-1.

**Oregon State-**Fisher-Morris, Kyrei 7-4; Robinson, Jaden 5-2; Speights, Omar 1-5; Cooper Jr., Ryan 4-1; Oladapo, Kitan 2-3; Lolohea, Sione 2-3; Austin, Alex 3-1; Grant, Jaydon 2-2; Colletto, Jack 1-3; Rawls, James 2-0; Miller, John 2-0; Chatfield, Andrew 1-1; Thomas, Skyler 1-0; Hodgins, Isaac 1-0; Overman, Jake 1-0; Russell, Wynston 1-0; Stover, Cory 0-1; Sharp, Riley 0-1; Anderson, Cody 0-1; Sandberg, Simon 0-1.



2022 SRS DISTRIBUTION LAS VEGAS BOWL ROSTER

0	Arnold, Akili	DB	10	Chatfield Jr., Andrew	OLB	24	Haines, Gavin	RB	38	Loecher, Luke	P	56	Sharp, Riley	OLB	78	Elu, Nathan	OL
0	Harrison, Tre'Shaun	WR	12	Colletto, Jack	ILB	24	Kane, Jack	DB	39	McCormick, Josh	K	57	Lopez, Dylan	OL	79	Voltin, Tyler	OL
1	Lindsey, Tyjon	WR	13	Irish, Jesiah	WR	25	Newell, Isaiah	RB	40	Erhart, Michael	ILB	58	Bloomfield, Heneli	OL	80	Pope, Trevor	WR
1	Speights, Omar	ILB	13	Swen, Joe	DB	26	Drummer, Jhae	DB	41	Allen, Jontae	ILB	60	Brewer, Marco	OL	81	Overman, Jake	TE
2	Gould, Anthony	WR	14	Dunmore, John	WR	27	Munyagi Jr., Rweha	WR	42	Parrella, Jake	OLB	61	Miller, Tanner	OL	82	Milbourn, Gabe	TE
2	Wright, Reizohn	DB	14	Shaw, Kord	ILB	27	Thomas, Noble	DB	43	Hickle, Takari	DL	62	Quillin, Joe	OL	82	Stover, Cory	OLB
3	Gebbia, Tristan	QB	15	Montiel, Dom	QB	28	Oladapo, Kitan	DB	44	Phillips, Porter	ILB	63	Vincic, Luka	OL	83	Neuman, Carter	TE
3	Grant, Jaydon	DB	15	Mason Jr., Sam	DB	28	Walker, Trent	WR	45	Saluni, Semisi	DL	65	Johnson, Andrew	OL	84	Velling, Jack	TE
4	Robinson, Jaden	DB	16	Mack Jr., Carlos	DB	29	Brownholtz, Cade	OLB	46	Bruener, Braydon	ILB	67	Gray, Joshua	OL	86	Kelley, Malik	TE
4	Throckmorton, Travis	QB	16	Valsin III, Jimmy	WR	29	Shannon, Kanoa	RB	47	Blake, Tyree	ILB	68	Kipper, Brandon	OL	87	Byrne, J.T.	TE
5	Austin, Alex	DB	17	Gulbranson, Ben	QB	30	Johnson, Josiah	DB	48	Black, Dylan	LS	69	Strand, Jacob	OL	88	Musgrave, Luke	TE
5	Fenwick, Deshaun	RB	17	Riley, Johnathan	DB	31	Malaki-Donaldson,		49	Meholovitch, Connor	LS	70	Levorgood, Jake	OL	89	Caufield, Bryce	TE
6	Martinez, Damien	RB	18	Massey, Ian	DB		Mathias	OLB	52	Holmes, Zach	OL	71	Spencer, Tommy	OL	90	Lolohea, Sione	DL
6	McCartan, John	OLB	18	Noga, Jeremiah	WR	32	Jordan IV, Melvin	ILB	52	Rawls, James	DL	72	Suing, Nick	OL	92	Wright, Jake	DL
7	Bolden, Silas	WR	19	Thomas, Skyler	DB	33	Hogan, Peyton	LS	53	Balestrieri, Marco	OL	73	Morano, Tyler	OL	94	Shippen, Tavis	DL
7	Julian, Alton	DB	20	Miller, John	ILB	34	Reiche, Jake	RB	54	McHarg, Campbell	OL	74	Espinoza, Brian	OL	95	Golden, Joe	DL
8	Fisher-Morris, Kyrei	ILB	21	Lowe, Trey	RB	34	Walker, Max	P	55	Mascarenas-Arnold,		75	Fuaga, Taliese	OL	96	Sandberg, Simon	DL
8	Griffin, Jam	RB	22	Russell, Wynston	DB	35	Hayes, Everett	K	56	Easton	ILB	76	Sio, Thomas	OL	97	Wright, Quincy	DL
9	Franke, Ryan	OLB	23	Cooper Jr., Ryan	DB	36	Sappington, Atticus	K	55	White, Jason	OL	77	Fa'amoe, Omarion	OL	98	Anderson, Cody	DL
9	Tongue, Makiya	WR	23	Riney, Walker	WR	37	Green, Josh	P	56	Ferenczi, Jacob	OL	77	Gonzalez, Flavio	OL	99	Hodgins, Isaac	DL



2021 — JIMMY KIMMEL LOS ANGELES BOWL — OREGON STATE VS. UTAH STATE

UTAH STATE  
OREGON STATE

24  
13

SoFi Stadium  
Inglewood, Calif. • Dec. 18, 2021

Weather — 62 degrees; Sunny

**INGLEWOOD, Calif.** — The Oregon State football team ended its 2021 season with a 24-13 defeat to Utah State at the Jimmy Kimmel LA Bowl in Los Angeles.

The Beavers ended the season with a record of 7-6, making their first bowl appearance since 2013.

B.J. Baylor rushed for 78 yards in the game. Chance Nolan completed 22 of 30 passes for 263 yards, and added a 19-yard rush to his day.

Luke Musgrave had three catches for 44 yards, while Tre'Shaun Harrison had four catches for 39.

Kyreil Fisher led the Beavers with 10 tackles, followed by Omar Speights with nine. Jaydon Grant and Keonte Schad had eight tackles apiece.

Akili Arnold and Kitan Oladapo both came up with interceptions in the contest.

Oregon State struck early, finding the endzone after just three offensive plays, capping a 52-second drive with a 20-yard Jesiah Irish touchdown. Arnold came up with an interception later in the first quarter, as the Beavers ended the period in front 7-0.

Utah State leveled the scored with a touchdown early in the second, before Everett Hayes put the Beavers back on top with a 37-yard field goal. The Aggies tacked on another touchdown to head to the intermission in front 14-10.

USU extended the advantage to 14 in the third quarter. Hayes punched through his second field goal of the game to get the Beavers back within 11 early in the fourth quarter. The Aggies held on from there to take the win.



SCORING SUMMARY

	1	2	3	4	-	F
UTAH STATE	0	14	0	0	-	24
OREGON STATE	7	3	0	3	-	13

1st Quarter

14:02 **OSU** Irish 20 yd rush (Hayes kick), 3-71, 0:52

2nd Quarter

14:42 **USU** Thompkins 62 yd pass from Legas (Coles kick), 1-62, 0:09

8:40 **OSU** Hayes 37 yd field goal, 13-66, 5:56

4:24 **USU** Tyler Jr. 15 yd rush (Coles kick), 11-85, 4:10

3rd Quarter

10:05 **USU** Coles 25 yd field goal, 13-67, 4:55

3:49 **USU** Bowling 5 yd pass from Legas (Coles kick), 9-74, 3:06

4th Quarter

13:35 **OSU** Hayes 34 yd field goal, 12-59, 5:14

Attendance: 29,896

TEAM STATISTICS

	USU	OSU
First Downs	27	23
Rushing	9	11
Passing	12	10
Penalty	6	2
Net Rushing	110	152
Net Passing	273	263
Pass Attempts	31	30
Pass Comp.	18	21
Pass INT	2	1
Total Offense	383	415
Offensive Plays	75	66
Fumbles-Lost	1-1	1-1
Penalties-Yards	5-46	13-91
Punts-Yards	4-164	3-123
Punt Returns-Yards	2-3	2-0
Kickoff Returns-Yards	3-61	4-77
Possession Time	29:26	30:34
3rd Down Conversions	5-12	4-12
4th Down Conversions	0-0	0-2
Red Zone Scores-Chances	3-4	3-3
Touchdowns	2-4	1-3
Field Goals	1-4	2-3
Sacks by - Yards	4-33	4-16
Points off turnovers	0	0

INDIVIDUAL STATISTICS

**RUSHING: Utah State**-Tyler Jr., Calvin 26-120; Noa, Elelyon 6-22; Bonner, Logan 1-0; Legas, Cooper 7-minus 10; Scarver, Savon 1-minus 10; TEAM 3-minus 12.

**Oregon State**-Baylor, B.J. 18-78; Lowe, Trey 5-29; Irish, Jesiah 2-26; Gould, Anthony 1-10; Colletto, Jack 1-8; Nolan, Chance 8-3; Flemings, Champ 1-minus 2.

**PASSING: Utah State**-Legas, Cooper 11-20-21-171; Bonner, Logan 6-10-1-68; Wright, Derek 1-1-0-34.

**Oregon State**-Nolan, Chance 21-30-1-263.

**RECEIVING: Utah State**-Thompkins, Deven 6-115; Bowling, Brandon 4-51; Wright, Derek 3-33; Terrell, Carson 2-25; Legas, Cooper 1-34; Noa, Elelyon 1-11; McGriff, Justin 1-4.

**Oregon State**-Harrison, Tre'Shaun 4-55; Musgrave 3-44; Quitoriano, Teagan 3-36; Bradford, Trevon 2-25; Baylor, B.J. 2-22; Gould, Anthony 2-17; Bolden, Silas 2-11; Beason, Zeria 1-39; Lowe, Trey 1-11; Flemings, Champ 1-3.

**INTERCEPTIONS: Utah State**-Reynolds, Hunter 1-0.


**Oregon State**-Arnold, Akili 1-0; Oladapo, Kitan 1-0.

**SACKS (UA-A): Utah State**-Heninger, Nick 3.0-22; Motu'apuaka, Hale 1.0-11.

**Oregon State**-Hughes-Murray, Andrzej 2.0-7; Schad, Keonte 1.5-7; Grant, Jaydon 0.5-2.

**TACKLES (UA-A): Utah State**-Rice, Justin 4-5; Bond, Shaq 5-2; Gilliam, Cash 7-0; Carter, Ajani 4-3; Heninger, Nick 5-2; Lampkin, Cam 3-3; Grayson, Andre 2-2; Meitzenheimer, Kevin 3-1; Vaughns, Bryon 1-2; Maile, Kina 2-1; Moore, Marcus 1-2; Bannerman, Jaylin 2-0; Vongphachanh, AJ 1-1; Anyanwu, Michael 1-1; Reynolds, Hunter 1-1; Nance, Jamie 0-1; Smith, Jaden 1-0; Paea, Philip 1-1; Motu'apuaka, Hale 1-0.

**Oregon State**-Fisher, Kyreil 1-9; Speights, Omar 6-3; Grant, Jaydon 4-4; Schad, Keonte 2-6; Hughes-Murray, Andrzej 3-4; Oladapo, Kitan 3-3; Arnold, Akili 2-4; Wright, Rejzohn 3-2; Sandberg, Simon 2-3; Sharp, Riley 2-3; Mascarenas, Easton 2-2; Austin, Alex 1-2; Rawls, James 1-0; Thomas, Skyler 1-0; Irish, Jesiah 1-0; Stover, Cory 1-0; Colletto, Jack 0-1; Gould, Anthony 0-1; Brownholtz, Cade 0-1.



2021 JIMMY KIMMEL LOS ANGELES BOWL ROSTER

41 Allen, Jontae	ILB	74 Espinoza, Brian	OL	27 Jenkins Jr., Joe	DB	27 Munyagi Jr., Rweha	WR	53 Seumalo, Noah	ILB
98 Anderson, Cody	DL	77 Fa'amo'e, Omarion	DL	30 Johnson, Josiah	DB	88 Musgrave, Luke	TE	29 Shannon, Kanoa	RB
0 Arnold, Akili	DB	5 Fenwick, Deshaun	RB	8 Jones, Elijah	DB	78 Napierkowski, Dakota	OL	56 Sharp, Riley	OLB
5 Austin, Alex	DB	56 Ferenczi, Jacob	OL	7 Julian, Alton	DB	83 Neuman, Carter	TE	94 Shippen, Tavis	DL
53 Balestrieri, Marco	OL	10 Fisher, Kyreil	ILB	54 Kady, Shane	DLB	25 Newell, Isaiah	RB	97 Skelton, Alexander	DL
4 Baylor, B.J.	RB	2 Flemings, Champ	WR	24 Kane, Jack	DB	31 Nithalangsy, Brian	DB	76 Sio, Thomas	DL
18 Beason, Zeria	WR	9 Franke, Ryan	OLB	86 Kelley, Malik	TE	20 Noga, Jeremiah	WR	63 Sorensen, Korbin	OL
48 Black, Dylan	LS	75 Fuaga, Taliese	OL	69 Keobounnam, Nous	OL	10 Nolan, Chance	QB	36 Speights, Omar	ILB
14 Blair, Jake	QB	3 Gebbia, Tristan	QB	68 Kipper, Brandon	OL	6 Noyer, Sam	QB	85 Spencer, Tommy	TE
58 Bloomfield, Heneli	OL	15 Gould, Anthony	WR	46 Landes, Cameron	LS	28 Oladapo, Kitan	DB	82 Stover, Cory	OLB
22 Bolden, Silas	WR	3 Grant, Jaydon	DB	70 Levensgood, Jake	OL	81 Overman, Jake	TE	72 Suing, Nick	OL
31 Bowman, Joe	K	67 Gray, Joshua	OL	1 Lindsey, Tyjon	WR	42 Parrella, Jake	OLB	45 Taufa'asau, Ralph	TE
8 Bradford, Trevon	WR	37 Green, Josh	P	38 Loecher, Luke	P	44 Phillips, Porter	ILB	19 Thomas, Skyler	DB
60 Brewer, Marco	OL	17 Gulbranson, Ben	QB	90 Lolohea, Sione	DL	80 Pope, Trevor	WR	25 Thomas, Tyeson	DB
89 Briski, Sebastian	DL	15 Gumbs, Addison	DLB	21 Lowe, Trey	RB	62 Quillin, Joe	OL	9 Tongue, Makiya	WR
29 Brownholtz, Cade	OLB	24 Haines, Gavin	RB	16 Madison, Arnez	DB	84 Quitoriano, Teagan	TE	16 Valsin III, Jimmy	WR
50 Buckles, Henry	OL	21 Hardge III, Ron	DB	23 Martin III, Fred	DB	52 Rawls, James	DL	7 Vidlak, Sam	QB
87 Byrne, J.T.	TE	0 Harrison, Tre'Shaun	WR	55 Mascarenas, Easton	ILB	91 Reichner, Jeromy	DL	79 Voltin, Tyler	OL
89 Caufield, Bryce	TE	35 Hayes, Everett	K	18 Massey, Ian	DB	17 Riley, Johnathan	DB	14 Walling, Junior	ILB
10 Chatfield Jr., Andrew	DLB	99 Hodgins, Isaac	DL	6 McCartan, John	DLB	34 Roberts, Avery	ILB	28 Walker, Trent	WR
12 Colletto, Jack	ILB	33 Hogan, Peyton	LS	39 McCormick, Josh	K	4 Robinson, Jaden	DB	55 White, Jason	OL
13 Collins, Damir	RB	52 Holmes, Zach	OL	82 Milbourn, Gabe	TE	22 Russell, Wynston	DB	92 Wright, Jake	DL
66 Darling, Cooper	OL	42 Horton, Logan	RB	20 Miller, John	ILB	45 Saluni, Semisi	OLB	1 Wright, Rejzohn	DB
14 Dunmore, John	WR	19 Huchingson, Brady	QB	61 Miller, Tanner	OL	96 Sandberg, Simon	DL		
64 Eldridge, Nathan	OL	2 Hughes-Murray, Andrzej	DLB	26 Moananu, Koby	WR	36 Sappington, Atticus	K		
40 Erhart, Michael	ILB	13 Irish, Jesiah	WR	73 Morano, Tyler	OL	32 Schad, Keonte	DL		





# 2013 — SHERATON HAWAII BOWL — OREGON STATE VS. BOISE STATE

**OREGON STATE**  
**BOISE STATE**

**38**  
**23**

Aloha Stadium  
Honolulu, Hawai'i • Dec. 24, 2013

Weather — 81 degrees; Wind 14 mph NE; 58% Humidity

**HONOLULU, Hawai'i** — Rashaad Reynolds returned two fumbles for touchdowns and the Oregon State offense racked up 454 yards to pace the Beavers to a 38-23 win over Boise State at the 2013 Sheraton Hawai'i Bowl.

The Beavers took the early lead taking a 31-6 advantage into halftime. That was due in large part to the Beavers' defense, which forced two fumbles. Both were returned by Reynolds, who, in his last collegiate game, collected 10 tackles amongst the two fumble returns.

The first fumble return came with OSU up 10-3 in the first quarter after a touchdown reception by Brandin Cooks and field goal by Trevor Romaine. Scott Crichton sacked Boise State quarterback Grant Hedrick, forcing a fumble, which enabled Reynolds to pick the ball up at the Broncos' 3-yard line and make it to the end zone with ease, upping the Beavers' lead to 17-3.

Reynolds scored the game's next touchdown, and in grand fashion, returning the Boise State fumble 70 yards. With the Broncos driving, cornerback Larry Scott forced a fumble from Troy Ware after a short pass. Reynolds picked it up and had a clear path to the end zone.

That momentum carried over to the Oregon State offense, which scored its next two — and final — touchdowns on the ground. The first came on a 9-yard carry from Terron Ward. It came with 2:46 left in the first half and sent OSU to the 25-point lead at the break.

A little more than seven minutes into the second half, the OSU offense picked up where it left off as Storm Woods carried the ball into the end zone from 5 yards out.

Woods stood out offensively for the Beavers, collecting 107 yards on the ground via 16 carries. He paced the Beavers' ground game, which totaled 195 yards overall.

Sean Mannion passed for 259 yards, with 60 going to Cooks, who reached that figure by way of eight catches. He finished the season with a Pac-12 Conference record 128 receptions as well as 1,730 yards, surpassing USC's Marqise Lee in both categories.

Mannion's 259 passing yards gave him 4,662 for the season, surpassing Washington's Cody Pickett for the most in a single-year by a Pac-12 quarterback. He also tossed 37 touchdowns in 2013, tied for the third-most with Andrew Luck.



## SCORING SUMMARY

	1	2	3	4	-	F
<b>BOISE STATE</b>	<b>3</b>	<b>3</b>	<b>7</b>	<b>10</b>	<b>-</b>	<b>23</b>
<b>OREGON STATE</b>	<b>17</b>	<b>14</b>	<b>7</b>	<b>0</b>	<b>-</b>	<b>38</b>

### 1st Quarter

12:49 **OSU** Romaine 27-yard field goal, 7-64 2:11  
08:07 **BSU** Goodale 24-yard field goal, 12-67 4:37  
04:15 **OSU** Cooks 2-yard pass from Mannion (Romaine kick), 11-75 3:52  
02:52 **OSU** Reynolds 3-yard fumble recovery (Romaine kick)

### 2nd Quarter

13:38 **BSU** Goodale 42-yard field goal, 13-56 4:08  
07:46 **OSU** Reynolds 70-yard fumble recovery (Romaine kick)  
02:54 **OSU** Ward 9-yard run (Romaine kick), 8-81 3:08

### 3rd Quarter

07:58 **OSU** Woods 5-yard run (Romaine kick), 13-94 4:45  
04:32 **BSU** Ajayi 1-yard run (Goodale kick), 9-76 3:22

### 4th Quarter

09:19 **BSU** Miller 85-yard pass from Hedrick (Goodale kick), 2-90 0:37  
02:51 **BSU** Goodale 33-yard field goal, 13-80 3:17

Attendance: 22,324

## TEAM STATISTICS

	OSU	BSU
First Downs	22	28
Rushing	8	11
Passing	14	14
Penalty	0	3
Net Rushing	195	156
Net Passing	259	382
Pass Attempts	34	44
Pass Comp.	24	32
Pass INT	1	0
Offensive Plays	67	82
Net Yards	454	538
Fumbles-Lost	0-0	2-2
Penalties-Yards	8-70	7-52
Punts-Yards	3-116	2-106
Punt Returns-Yards	0-0	0-0
Kickoff Returns-Yards	4-82	7-145
Possession Time	29:46	30:14
3rd Down Conversions	6-12	8-16
4th Down Conversions	0-1	1-3
Sacks by - Yards	5-16	0-0

## INDIVIDUAL STATISTICS

**RUSHING (Att-Yards-TD): Oregon State** - S. Woods 16-107-1; T. Ward 9-54-1; B. Cooks 4-29; V. Bolden 1-9; T. Anderson 1-0; **TEAM 2** (-4). **Boise State** - J. Ajayi 23-97-1; D. Demas 2-23; G. Hedrick 11-20; A. Burks 1-12; C. Bertoli 1-4.

**PASSING (Att-Comp-Int-Yards-TD): Oregon State** - S. Mannion 33-24-1-259-1; S. Woods 1-0-0-0-0. **Boise State** - G. Hedrick 44-32-0-382-1.

**RECEIVING (No-Yards-TD): Oregon State** - B. Cooks 8-60-1; C. Hamlett 4-35; R. Mullaney 3-52; T. Ward 3-18; K. Cummings 2-45; S. Woods 2-21; C. Smith 1-16; T. Anderson 1-12. **Boise State** - M. Miller 11-206-1; K. Moore 7-74; J. Ajayi 6-33; A. Burks 2-23; G. Boldewijn 2-18; T. Ware 2-12; T. Spurbeck 1-17; H. Huff 1-(-1).

**INTERCEPTIONS: Oregon State** - None. **Boise State** - D. Deayon 1.

**FUMBLES (FF-FR): Oregon State** - R. Reynolds 0-2; S. Crichton 1-0; L. Scott 1-0. **Boise State** - None.

**SACKS (No-Yards): Oregon State** - S. Martin 1.0-5; D. Kell 1.0-4; S. Crichton 1.0-3; J. Johnson 1.0-2; J. James 0.5-1; B. Bennett-Jackson 0.5-1. **Boise State** - None.

**TACKLES (UA-A-Total): Oregon State** - J. Johnson 7-5-12; T. Zimmerman 7-4-11; S. Martin 8-2-10; R. Reynolds 8-2-10; R. Murphy 8-1-9; S. Nelson 5-1-6; D. Wynn 2-3-5; D. Kell 3-1-4; S. Crichton 3-0-3; D. Songy 1-2-3; T. Romaine 2-0-2; L. Scott 2-0-2; C. Saulo 1-1-2; J. James 0-2-2; R. Mageo 0-2-2; E. Delva 1-0-1; C. Noland-Lewis 1-0-1; S. Christian 0-1-1; B. Bennett-Jackson 0-1-1. **Boise State** - J. Joane 8-2-10; C. Bell 8-1-9; D. Lawrence 5-0-5; G. Perez 4-1-5; D. Deayon 4-1-5; T. Gray 3-1-4; D. Thompson 2-2-4; M. Maston 3-0-3; B. Weaver 2-1-3; J. Taimataua 1-2-3; T. Vallejo 2-0-2; R. Tjong-A-Tjoe 1-1-2; D. Lee 1-0-1; C. Santini 1-0-1; J. Moxey 1-0-1; S. McCaskill 1-0-1; J. Brown 1-0-1; T. Horn 1-0-1; A. Nance 0-1-1; K. Correa 0-1-1.

## 2013 SHERATON HAWAII BOWL ROSTER

Justin Addie, OL  
D.J. Alexander, LB  
Tyler Anderson, FB  
Gavin Andrews, OL  
Josh Andrews, OL  
Brandon Arnold, S  
Micah Auliss, S  
Michael Balfour, FB  
Lavonte Barnett, DE  
Grant Bays, OL  
Brandon Bennett-Jackson, DT  
Victor Bolden, WR  
John Braun, DT  
Chris Brown, RB  
John Carroll, WR  
Blair Cavanaugh, WR  
Steven Christian, S  
Kellen Clute, TE  
Brandin Cooks, WR

Ryan Cope, PK  
Stevie Coury, WR  
Hayden Craig, TE  
Scott Crichton, DE  
Kevin Cummings, WR  
Sam Curtius, OL  
Edwin Delva, DT  
Michael Doctor, LB  
Grant Enger, OG  
Titus Failauga, DE  
Devan Filipe, OL  
Malik Gilmore, WR  
Charlie Gilmore, LB  
JC Grim, WR  
Obum Gwacham, WR  
Connor Hamlett, TE  
Nolan Hansen, OL  
Sean Harlow, OT  
Riley Harper, PK

Damien Haskins, RB  
Micah Hatfield, WR  
Siale Hautau, DT  
Chris Hayes, CB  
A.J. Hedgecock, S  
David Henry, FB  
Kendall Hill, S  
Will Hopkins, OL  
T.J. Hufanga, LB  
Manase Hungalu, LB  
Dashon Hunt, CB  
Jaswha James, DE  
Hunter Jarmon, WR  
Austin Johnson, OL  
Jabral Johnson, LB  
Walter Jones, WR  
Devon Kell, DE  
Kyle Kempt, QB  
Keith Kostol, P

Fred Lauina, OL  
Harrison Linsky, LS  
Dyllon Mafi, DE  
Rommel Mageo, LB  
Sean Mannion, QB  
Malcolm Marable, CB  
Sean Martin, CB  
Andrew Maughan, LS  
Tim McMullen, P  
Josh Mitchell, OL  
Michael Morovick, LS  
Richard Mullaney, WR  
Ryan Murphy, S  
Steven Nelson, CB  
Cyril Noland-Lewis, LB  
Ricky Ortiz, FB  
Garrett Owens, PK  
Naji Patrick, CB  
Tyler Perry, TE

Michael Philipp, OT  
Rashaad Reynolds, CB  
Ali'i Robins, DT  
Zack Robinson, S  
Trevor Romaine, PK  
Mana Rosa, DT  
Roman Sapolu, OL  
Caleb Saulo, LB  
Larry Scott, CB  
Mitch Sealey, P  
Isaac Seumalo, C  
Mitch Singler, WR  
Joel Skotte, LB  
Caleb Smith, TE  
Darrell Songy, LB  
Dustin Stanton, TE  
Jovan Stevenson, RB  
Justin Strong, S  
Noke Tago, DT

Brent VanderVeen, QB  
Cody Vaz, QB  
Terron Ward, RB  
Garrett Weinreich, OL  
Storm Woods, RB  
Dylan Wynn, DE  
Tyreque Zimmerman, S





2012 — VALERO ALAMO BOWL — OREGON STATE VS. TEXAS

TEXAS  
OREGON STATE

31  
27

Alamodome  
San Antonio, Texas • Dec. 29, 2012

Weather — Indoors

(AP) - David Ash threw two fourth-quarter touchdown passes, the last a 36-yard strike to Marquise Goodwin with 2:24 left, to give Texas a 31-27 comeback victory over No. 15 Oregon State in the Alamo Bowl.

The Longhorns (9-4) never led before Goodwin scored his second touchdown on a deep post pattern, just a down after Texas converted a fourth-and-1 play to keep its chances alive.

Storm Woods ran for 118 yards and scored two touchdowns for Oregon State (9-4).

Ash was 21 of 33 for 241 yards. Ash sputtered until the fourth quarter, when he went 9 for 11 for 146 yards. Texas had no choice but to stick with the only backups two redshirt freshmen who haven't taken a snap all season.

Oregon State quarterback Cody Vaz was 15 of 28 for 194 yards. The Beavers had negative 4 yards in the fourth quarter as they were muffed by the Longhorns defense that was led by Alex Okafor, who finished with 4 1/2 sacks.

The Valero Alamo Bowl marked the Beavers' 16th bowl game and OSU is 10-6 all-time in them - 5-2 under head coach Mike Riley. The dean of Pac-12 Conference coaches engineered one of the top turnarounds in the nation in 2012, with the Beavers improving to a 9-4 mark after finishing the 2011 campaign at 3-9.


The six-win improvement tied Ohio State and Middle Tennessee for the best win improvements from last season.

Markus Wheaton ended his Oregon State career at the Alamo Bowl, catching three passes for 37 yards - he left as the program's all-time receptions leader with 227 and is sixth with 1,244 yards.

Another senior playing in his final game for the Beavers, Jordan Poyer, was tied for third on the team with five tackles, including a sack.

Linebacker Michael Doctor was the team leader with 11 tackles.

Oregon State found itself up 20-10 at halftime and 27-17 entering the fourth quarter but two late Texas touchdowns sealed the come-from-behind win for the Longhorns. Ash found Johnathan Gray from 15 yards out with 8:18 remaining and followed that up with a 36-yard touchdown pass to Marquise Goodwin with just 2:24 left in the game.



SCORING SUMMARY

	1	2	3	4	-	F
TEXAS	3	7	7	14	-	31
OREGON STATE	10	10	7	0	-	27

1st Quarter

09:12 OSU Romaine 29-yard field goal, 5-25 1:16  
06:46 UT Jordan 40-yard field goal, 4-3 1:07  
01:33 OSU Woods 12-yard run (Romaine kick), 12-75 5:13

2nd Quarter

14:40 UT Goodwin 64-yard run (Jordan kick), 4-75 1:53  
09:20 OSU Romaine 37-yard field goal, 12-58 5:20  
03:46 OSU Ward 9-yard run (Romaine kick), 5-47 2:09

3rd Quarter

05:17 UT Ash 11-yard run (Jordan kick), 9-46 3:17  
00:09 OSU Woods 2-yard run (Romaine kick), 5-42 2:19

4th Quarter

08:18 UT Gray 15-yard pass from Ash (Jordan kick), 9-83 3:06  
02:24 UT Goodwin 36-yard pass from Ash (Jordan kick), 5-48 2:11

Attendance: 65,277

TEAM STATISTICS

	OSU	UT
First Downs	21	16
Rushing	9	4
Passing	10	11
Penalty	2	1
Net Rushing	103	117
Net Passing	194	241
Pass Attempts	29	34
Pass Comp.	15	21
Pass INT	2	1
Offensive Plays	71	65
Net Yards	297	358
Fumbles-Lost	1-1	0-0
Penalties-Yards	2-10	9-78
Punts-Yards	4-160	4-227
Punt Returns-Yards	1-20	2-26
Kickoff Returns-Yards	4-74	4-64
Possession Time	30:58	29:02
3rd Down Conversions	3-11	5-16
4th Down Conversions	0-2	1-2
Sacks by - Yards	2-13	10-77

INDIVIDUAL STATISTICS

**RUSHING (Att-Yards-TD): Oregon State** - S. Woods 21-118-2; M. Wheaton 4-26; T. Ward 6-25-1; B. Cooks 1-15; C. Vaz 10-(-81). **Texas** - M. Goodwin 1-64-1; D. Ash 7-22-1; J. Gray 7-18; D. Monroe 3-9; Mi. Brown 4-8; J. Shipley 1-2; J. Bergeron 5-2; TEAM 3-(-8).

**PASSING (Att-Comp-Int-Yards-TD): Oregon State** - C. Vaz 28-15-2-194-0; TEAM 1-0-0-0-0. **Texas** - D. Ash 33-21-1-241-2; A. King 1-0-0-0-0.

**RECEIVING (No-Yards-TD): Oregon State** - C. Hamlett 5-70; M. Wheaton 3-37; B. Cooks 3-31; K. Cummings 2-15; S. Woods 1-22; T. Ward 1-19. **Texas** - J. Shipley 8-88; M. Goodwin 4-68-1; Mi. Davis 3-30; J. Gray 2-27-1; M. Brown 2-14; D. Monroe 1-9; D. Grant 1-5.

**INTERCEPTIONS: Oregon State** - F. 'Unga 1. **Texas** - P. Jinkens 1; Q. Diggs 1.

**FUMBLES (FF-FR): Oregon State** - None. **Texas** - A. Okafor 1-0; C. Reed 0-1.

**SACKS (No-Yards): Oregon State** - A. Watkins 1.0-8; J. Poyer 1.0-5. **Texas** - A. Okafor 4.5-39; C. Reed 1.5-11; K. Thompson 1.0-8; T. Jackson 1.0-7; D. Jackson 1.0-6; R. Wilson 1.0-6.

**TACKLES (UA-A-Total): Oregon State** - M. Doctor 2-9-11; T. Zimmerman 4-2-6; R. Reynolds 3-2-5; J. Poyer 3-2-5; R. Murphy 1-4-5; D. Alexander 1-4-5; F. 'Unga 2-2-4; C. Masaniai 1-3-4; A. Seumalo 1-3-4; R. Robinson 0-4-4; A. Watkins 3-0-3; S. Martin 1-2-3; S. Crichton 1-1-2; D. Kell 0-2-2; G. Enger 1-0-1; B. Watkins 1-0-1; C. York 1-0-1; M. Wheaton 1-0-1; M. Agnew 1-0-1; D. Wynn 1-0-1; J. Stevenson 0-1-1; D. Gwacham 0-1-1. **Texas** - M. Thompson 1-9-10; P. Jinkens 5-3-8; A. Okafor 5-3-8; T. Jackson 2-5-7; Q. Diggs 3-3-6; C. Reed 3-3-6; D. Santos 2-4-6; K. Vaccaro 0-4-4; D. Jackson 2-1-3; C. Byndom 2-1-3; A. Phillips 2-1-3; R. Wilson 1-2-3; C. Whaley 1-1-2; K. Thompson 1-1-2; S. Edmond 0-2-2; T. Ashcroft 1-0-1; B. Jackson 1-0-1; L. Poehlmann 1-0-1; C. McCrary 1-0-1; Ma. Brown 0-1-1; M. Zapata 0-1-1; S. Evans 0-1-1.

2012 VALERO ALAMO BOWL ROSTER

Justin Addie, OL  
Malcolm Agnew, RB  
Shaydon Akuna, LB  
D.J. Alexander, LB  
Tyler Anderson, FB  
Gavin Andrews, OL  
Josh Andrews, OL  
Peter Ashton, S  
Micah Audiss, S  
Michael Balfour, FB  
Lavonte Barnett, DE  
Grant Bays, OL  
Brandon Bennett-Jackson, DT  
John Braun, DE  
Chris Brown, RB  
Blair Cavanaugh, WR  
Steven Christian, S  
Kellen Clute, TE  
Desmond Collins, DL

Brandin Cooks, WR  
Ryan Cope, PK  
Scott Crichton, DE  
Kevin Cummings, WR  
Mishawn Cummings, CB  
Michael Doctor, LB  
Chase Eldredge, OL  
Grant Enger, OL  
Rusty Fernando, DE  
Rudolf Fifta, DE  
Kyle Gardner, LB  
Malik Gilmore, WR  
Charlie Gilmur, LB  
Akeem Gonzales, DE  
JC Grim, WR  
Obum Gwacham, WR  
Connor Hamlett, TE  
Ryan Handford, CB  
Nolan Hansen, DL

Riley Harper, PK  
Blake Harrah, DT  
Richie Harrington, QB  
Tyler Hast, CB  
Jake Hatcher, OL  
Micah Hatfield, WR  
A.J. Hedgecock, S  
Kendall Hill, S  
Jaswha James, LB  
Jordan Jenkins, RB  
Jabral Johnson, LB  
Devon Kell, DE  
David Keller, OL  
Colin Kelly, OL  
Keith Kostol, P  
Harrison Linsky, LS  
Joe Lopez, DT  
Dyllon Mafi, LB  
Rommel Mageo, LB

Sean Mannion, QB  
Malcolm Marable, CB  
Sean Martin, CB  
Castro Masaniai, DT  
Tim McMullen, P  
Josh Mitchell, OL  
Michael Morovick, LS  
Richard Mullaney, WR  
Ryan Murphy, S  
Derek Nielsen, OL  
Cyril Noland-Lewis, S  
Ricky Ortiz, TE  
Naji Patrick, CB  
Tym Pearson, WR  
Tyler Perry, TE  
Michael Philipp, DT  
Jordan Poyer, S  
Colby Prince, TE  
Rashaad Reynolds, CB

Ali'i Robins, DL  
Rueben Robinson, LB  
Zack Robinson, S  
Trevor Romaine, PK  
Mana Rosa, DE  
Roman Sapolu, OL  
Caleb Saulo, LB  
Larry Scott, CB  
Andrew Seumalo, DT  
Isaac Seumalo, OL  
Mitch Singler, WR  
Joel Skotte, LB  
Caleb Smith, TE  
Garett Southam, OL  
Dustin Stanton, TE  
Jovan Stevenson, CB  
Noke Tago, DT  
Feti 'Unga, LB  
Brent VanderVeen, QB

Cody Vaz, QB  
Terron Ward, RB  
Anthony Watkins, S  
Brian Watkins, CB  
Garrett Weinreich, OL  
Markus Wheaton, WR  
Josh Williams, LB  
Storm Woods, RB  
Dylan Wynn, DE  
Clayton York, FB  
Tyreque Zimmerman, S





2009 — MAACO BOWL LAS VEGAS — OREGON STATE VS. BYU

BYU  
OREGON STATE

44  
20

Sam Boyd Stadium  
Las Vegas, Nev. • Dec. 22, 2009

Weather — 51 degrees, Cloudy, W-37-44 (North)

(AP) - Max Hall threw for 192 yards and three touchdowns leading No. 15 BYU past No. 16 Oregon State 44-20 in the Las Vegas Bowl.

Hall gave the Cougars their third win in five straight bowl appearances in the Sin City and ended the Beavers' run of five consecutive bowl wins.

Hall threw a 25-yard touchdown pass to Luke Ashworth, a 17-yard scoring strike to Dennis Pitta and a 15-yard TD pass to Manase Tonga. He had 139 yards passing in the first half.

Tonga added an 18-yard rushing touchdown, and Harvey Unga finished with 76 yards rushing and a TD for BYU (11-2).

Oregon State (8-5) scored on 1-yard runs by quarterback Sean Canfield and Jacquizz Rodgers, and a 31-yard pass to Damola Adeniji from Ryan Katz. Adeniji led all receivers with seven receptions for 102 yards.

Canfield completed only four passes in the first half as the Beavers struggled to sustain drives. He finished 20 for 41 for 173 yards and an interception.

The normally dependable Rodgers fumbled for the first time in his college career in the first quarter, on his 621st touch, and Matt Bauman returned it 34 yards for the go-ahead score. Officials used replay to see whether Canfield's checkdown toss to Rodgers was a lateral or a forward pass, and upheld the touchdown.

Oregon State finished with three turnovers, including a fumble by Rodgers' brother James.

Winds gusted to 50 mph at Sam Boyd Stadium and temperatures fell to 30 degrees. The gusts were so strong that one of Oregon State's punts traveled untouched only 6 yards.

SCORING SUMMARY

	1	2	3	4	-	F
OREGON STATE	7	0	0	13	-	20
BYU	14	9	7	14	-	44

1st Quarter

08:46 OSU Canfield 1-yard run (Kahut kick), 4-37 1:42  
02:47 BYU Unga 1-yard run (Payne kick), 14-84 5:50  
01:41 BYU Bauman 34-yard fumble recovery (Payne kick)

2nd Quarter

09:21 BYU Payne 28-yard field goal, 11-69 5:39  
06:22 BYU Ashworth 25-yard pass from Hall (Payne kick blocked), 4-41 1:26

3rd Quarter

08:51 BYU Pitta 17-yard pass from Hall (Payne kick), 10-32 4:31

4th Quarter

12:51 BYU Tonga 15-yard pass from Max Hall (Payne kick), 1-15 0:08  
09:00 OSU Jacqz Rodgers 1-yard run (Kahut kick), 2-21 1:08  
03:22 BYU Tonga 18-yard run (Payne kick), 4-46 0:39  
02:35 OSU Adeniji 31-yard pass from Katz (Kahut kick)

Attendance: 40,018

TEAM STATISTICS

	OSU	BYU
First Downs	17	18
Rushing	5	6
Passing	11	9
Penalty	1	3
Net Rushing	88	116
Net Passing	217	192
Pass Attempts	47	30
Pass Comp.	22	19
Pass INT	1	0
Offensive Plays	74	65
Net Yards	305	308
Fumbles-Lost	2-2	2-2
Penalties-Yards	10-95	10-74
Punts-Yards	4-104	4-150
Punt Returns-Yards	1-5	1-0
Kickoff Returns-Yards	7-106	2-16
Possession Time	29:57	30:03
3rd Down Conversions	5-16	8-14
4th Down Conversions	2-6	1-1
Sacks by - Yards	2-12	0-0

INDIVIDUAL STATISTICS

**RUSHING (Att-Yards-TD): Oregon State** - Jacqz Rodgers 18-63-1; Jam. Rodgers 4-14; R. Katz 2-9; J. Stevenson 1-1; S. Canfield 2-1-1. **BYU** - H. Unga 24-71-1; M. Tonga 5-42-1; J. Jorgensen 1-6; M. Hall 5-(-3).

**PASSING (Att-Comp-Int-Yards-TD): Oregon State** - S. Canfield 40-19-1-168-0; R. Katz 6-2-0-46-1; J. Hekker 1-1-0-3-0. **BYU** - M. Hall 30-19-0-192-3.

**RECEIVING (No-Yards-TD): Oregon State** - D. Adeniji 8-106-1; Jam. Rodgers 4-30; Jacqz Rodgers 4-13; J. Bishop 2-21; C. Kjos 1-20; M. Wheaton 1-12; J. Halahunu 1-12; L. Mitchell 1-3. **BYU** - D. Pitta 5-45-1; A. George 4-46; H. Unga 3-15; J. Jacobson 2-27; M. Tonga 2-19-1; L. Ashworth 1-25-1; K. Di Luigi 1-9; D. Chambers 1-6.

**INTERCEPTIONS: Oregon State** - None. **BYU** - S. Johnson.

**FUMBLES (FF-FR): Oregon State** - D. Pa'aluhui 1-0; G. Miller 0-1; B. Hardin 0-1. **BYU** - S. Johnson 1-0; M. Bauman 0-1; S. Doman 0-1.

**SACKS (No-Yards): Oregon State** - D. Pa'aluhui 1.0-7; G. Miller 1.0-5. **BYU** - None.

**TACKLES (UA-A-Total): Oregon State** - D. Pa'aluhui 2-8-10; K. Kristick 4-4-8; L. Mitchell 5-1-6; C. Collins 3-3-6; B. Olander 4-1-5; K. Pankey 4-1-5; D. Roberson 2-3-5; G. Miller 1-2-3; M. LaGrone 2-0-2; S. Nau 2-0-2; S. Tuimaunei 1-1-2; L. Moala 0-2-2; B. Hardin 1-0-1; J. Dockery 1-0-1; C. Kjos 1-0-1; U. Unga 0-1-1; A. Watkins 0-1-1; J. Poyer 0-1-1; K. Camat 0-1-1. **BYU** - M. Bauman 5-4-9; S. Johnson 6-1-7; S. Doman 2-5-7; A. Rich 2-3-5; L. Aguirre 4-0-4; B. Bradley 3-0-3; J. Pendleton 2-1-3; C. Clawson 2-1-3; M. Marshall 2-0-2; C. Bills 2-0-2; R. Fuga 2-0-2; B. Logan 2-0-2; B. Morgan 2-0-2; R. Tialavea 1-1-2; B. Denney 1-0-1; S. Hunter 1-0-1; D. Van Sweden 1-0-1.



2009 MAACO BOWL LAS VEGAS ROSTER

Damola Adeniji, WR  
Ryan Allen, P  
Josh Andrews, OL  
Matt Barker, PK  
Tyler Bills, LS  
Jordan Bishop, WR  
Tom Black, DE  
John Braun, OL  
Keo Camat, LB  
Brady Camp, TE  
Sean Canfield, QB  
Darrell Catchings, WR  
Tim Clark, CB  
Cameron Collins, S  
Howard Croom, TE  
Will Darkins, FB  
Dax Dilbeck, S  
James Dockery, CB  
Burke Ellis, OL

Grant Enger, OL  
Jesse Fifita, DT  
Kevin Frahm, DE  
Geoff Garner, OL  
Joe Halahunu, TE  
Garrett Hall, WR  
Nathan Hannah, OL  
Brandon Hardin, CB  
Micah Hatfield, WR  
Johnny Hekker, P  
Patrick Henderson, CB  
Taylor Henry, DE  
Travis Horton, DE  
Evan Hull, DT  
Mitchel Hunt, DT  
Ashton Jefferson, RB  
Jordan Jenkins, RB  
Grant Johnson, OG  
Paul Jones, LB

Justin Kahut, PK  
Ryan Katz, QB  
Taylor Kavanaugh, WR  
Devon Kell, DE  
Colin Kelly, OL  
Casey Kjos, WR  
Keaton Kristick, LB  
Josh LaGrone, S  
Matt LaGrone, DE  
Peter Laich, QB  
Michael Lamb, OL  
Levi Levasa, S  
Alex Linnenkohl, C  
Jack Lomax, QB  
Colin Lyons, OL  
Aaron Magnuson, OL  
Sean Martin, CB  
Castro Masaniai, DT  
Wilder McAndrews, OL

Ryan McCants, RB  
Shawn McGarity, WR  
Gabe Miller, DE  
Lance Mitchell, S  
Latu Moala, DT  
Lyle Moevao, QB  
Ben Motter, OL  
Geno Munoz, WR  
Sioeli Nau, DT  
Aaron Nichols, WR  
Zane Norris, LB  
Brennan Olander, DT  
Kaua Olds, CB  
Timi Oshinowo, OL  
David Pa'aluhui III, LB  
Stephen Paea, DT  
Keith Pankey, LB  
Josh Parish, RB  
Keynan Parker, CB

Dylan Parsons, FB  
Gregg Peat, OG  
Marcus Perry, LS  
Michael Philipp, OT  
Ryan Pohl, OL  
Jordan Poyer, S  
Colby Prince, TE  
John Reese, TE  
Mike Remmers, OT  
Rashaad Reynolds, CB  
Dwight Roberson, LB  
Rueben Robinson, LB  
Jacquizz Rodgers, WR  
James Rodgers, RB  
Mana Rosa, DE  
David Ross, CB  
Rory Ross, OL  
Zeke Sanders, S  
Andrew Seumalo, DE

Mitch Singler, WR  
Jovan Stevenson, RB  
Ben Terry, DE  
Tyler Thomas, OL  
Tonu Tuimalealiifano, OT  
Sualesi Tuimaunei, S  
Devin "Uani" Unga, LB  
Kevin "Feti" Unga, LB  
Walker Vave, LB  
Cody Vaz, QB  
Kevan Walker, WR  
Anthony Watkins, S  
Brian Watkins, CB  
Markus Wheaton, WR  
Reggie Williams, LB  
Tony Wilson, LB  
Clayton York, FB





2008 — 75TH BRUT SUN BOWL — OREGON STATE VS. PITTSBURGH

OREGON STATE  
PITTSBURGH

3  
0

Sun Bowl  
El Paso, Texas • Dec. 31, 2008

Weather — 48 degrees, Clear, W-9 (South-Southwest)

Three points, 20 punts and 10 sacks. Go ahead and say it was unsightly, but Oregon State coach Mike Riley saw nothing short of a masterpiece.

In the lowest-scoring major bowl game in a half-century, the Beavers shut down No. 20 Pittsburgh 3-0 in the Sun Bowl on Justin Kahut's 44-yard field goal.

"That's the game we were in," Riley said. "We played that game. We ended up winning it. Some people will call it ugly, but I can't."

The defensive struggle went on all day. Pitt kicker Connor Lee tried a 58-yard field goal in the closing minutes but the ball, helped by a steady wind, dropped just short of the crossbar.

"I had more confidence in a 58-yard field goal try than going for it on fourth-and-8," Pitt coach Dave Wannstedt said. "I wanted to give our team a chance. I really thought he could kick it."

Not since Air Force and TCU played to 0-0 standoff in the Cotton Bowl on Jan. 1, 1959, had a bowl produced so few points. It was also the lowest-scoring Sun Bowl since a scoreless tie in 1940 between Catholic and Arizona State.

"We were three downs and out way too much," Riley said. "We put a terrific burden on our defense and we put a lot of burden on the punt team. They came through. That's the game we were in and we played that game. We ended up winning it."

The Beavers (9-4) improved to 5-0 in bowls since Riley began his second stint as their coach in 2003. Kahut provided the only points with his kick shortly before halftime.

Riley liked the way his team rebounded from a 65-38 loss to rival Oregon that denied Oregon State a Rose Bowl berth.

"Guys sulked for a bit," Beavers' defensive end Victor Butler said. "But in the end you've got to get your head in the game. You've got to go play football because the other team wants to play and win just as much as you do."

Riley stood at the interview table and added: "That is well said."

Pitt (9-4), making its first bowl appearance since the 2004 season and the first under Wannstedt, led the Big East in scoring this season, averaging 29.3 points per game. The Panthers managed just 178 total yards.

"We couldn't get anything on offense started at all," standout tailback LeSean McCoy said. "We played horribly."

There was no sign of offense in El Paso, not with McCoy held to 85 yards rushing after averaging 116.9 yards per game this season. Quarterback Bill Stull was 7-for-24 for 52 yards with one interception.

"When you talk about our defense, that was a beautiful performance against a running back that some said was one of the best in the country," Riley said.

The Beavers also won without their spectacular brothers, tailback Jacquizz Rodgers and receiver James Rodgers, both out with shoulder injuries.

Reserve tailback Jeremy Francis had 76 yards rushing and Moevao was 21-for-42 for 193 yards passing with two interceptions. The Beavers finished with 273 total yards. The Panthers finally got



SCORING SUMMARY

	1	2	3	4	-	F
OREGON STATE	0	3	0	0	-	3
PITTSBURGH	0	0	0	0	-	0

2nd Quarter

02:18 OSU Kahut 44-yard field goal, 7-36 2:57

Attendance: 49,037

TEAM STATISTICS

	OSU	PITT
First Downs	15	10
Rushing	6	6
Passing	9	4
Penalty	0	0
Net Rushing	80	89
Net Passing	193	89
Pass Attempts	43	28
Pass Comp.	21	9
Pass INT	2	1
Offensive Plays	73	65
Net Yards	273	178
Fumbles-Lost	1-1	2-1
Penalties-Yards	7-48	2-15
Punts-Yards	4-450	10-429
Punt Returns-Yards	3-9	6-86
Kickoff Returns-Yards	3-0	2-36
Possession Time	30:50	29:10
3rd Down Conversions	3-17	2-15
4th Down Conversions	1-1	0-1
Sacks by - Yards	5-23	5-46

INDIVIDUAL STATISTICS

**RUSHING (Att-Yards-TD): Oregon State** - J. Francis 15-76; R. McCants 6-23; S. Stroughter 2-19; D. Catchings 1-(-2); L. Moevao 6-(-36). **Pittsburgh** - L. McCoy 24-85; L. Stephens-Howling 7-29; TEAM 1-(-2); P. Bostick 2-(-9); B. Stull 3-(-14).

**PASSING (Att-Comp-Int-Yards-TD): Oregon State** - L. Moevao 42-21-2-193-0; S. Stroughter 1-0-0-0-0. **Pittsburgh** - B. Stull 24-7-1-52-0; P. Bostick 3-2-0-37-0; TEAM 1-0-0-0-0.

**RECEIVING (No-Yards-TD): Oregon State** - S. Stroughter 6-88; S. Morales 5-79; C. Johnson 3-21; J. Francis 3-(-6); R. McCants 2-6; J. Reese 1-3; B. Camp 1-2. **Pittsburgh** - D. Dickerson 2-37; N. Byham 2-10; D. Kinder 1-12; C. McGee 1-11; L. Stephens-Howling 1-8; L. McCoy 1-6; T. Porter 1-5.

**INTERCEPTIONS: Oregon State** - K. Lewis 1. **Pittsburgh** - A. Berry 1; S. McKillop 1.

**FUMBLES (FF-FR): Oregon State** - V. Butler 1-1. **Pittsburgh** - D. DeCicco 1-1.

**SACKS (No-Yards): Oregon State** - V. Butler 4.0-19; S. Norris 1.0-4. **Pittsburgh** - G. Romeus 2.0-20; G. Williams 1.0-10; A. Ransom 1.0-8; M. Williams 1.0-8.

**TACKLES (UA-A-Total): Oregon State** - V. Butler 7-4-11; G. Laybourn 3-5-8; B. Cornell 4-3-7; K. Kristick 2-3-5; D. Roberson 2-3-5; A. Hall 2-3-5; C. Noack 1-4-5; S. Norris 0-5-5; K. Lewis 3-1-4; S. Paea 1-3-4; I. Cook 0-3-3; D. Pa'aluhii 0-3-3; A. Afalava 1-1-2; K. Pankey 0-2-2; S. Nau 1-0-1; M. Perry 1-0-1; A. Levitre 1-0-1; T. Clark 0-1-1; P. Booth 0-1-1; C. Collins 0-1-1; B. Terry 0-1-1; B. Hughes 0-1-1. **Pittsburgh** - A. Ransom 6-5-11; S. McKillop 4-7-11; E. Thatcher 3-5-8; D. DeCicco 5-2-7; J. Chappel 4-3-7; G. Romeus 2-2-4; R. Duncan 2-1-3; G. Williams 2-1-3; M. Williams 2-1-3; A. Berry 2-1-3; J. Sheard 1-2-3; A. Taglianetti 1-0-1.

a spark early in the fourth quarter when T.J. Porter returned a punt 36 yards to Oregon State's 42.

But three plays later, the big return was wasted because Butler, who had four sacks, stripped Stull and recovered the fumble.

Oregon State led 3-0 after Kahut connected on his field goal with 2:18 remaining before halftime. He later missed a 37-yard attempt midway through the third period.

The Beavers came up empty on the best touchdown opportunity by either team. Officials ruled tight end John Reese was out of bounds on an apparent 9-yard TD reception 10 seconds before the break.

"This is the game it turned out to be," Riley said. "It didn't have to be 3-0. We missed some red-zone opportunities."

The call was upheld after a replay review, and on the next play, Pitt linebacker Scott McKillop -- the Big East defensive player of the year -- intercepted Moevao's pass in the end zone.

2008 BRUT SUN BOWL ROSTER

Damola Adeniji, WR  
Al Afalava, S  
Ryan Allen, PK/P  
Zach Anderson, QB  
Matt Barker, PK  
Jordan Bishop, WR  
Pernell Booth, DT  
Kyle Brown, WR  
Victor Butler, DE  
Keo Camat, LB  
Brady Camp, TE  
Sean Canfield, QB  
Darrrell Catchings, WR  
Dennis Christopher, LB  
Tim Clark, CB  
Cameron Collins, S  
Isaiah Cook, LB  
Bryant Cornell, LB  
Howard Croom, TE

Will Darkins, LB  
James Dockery, CB  
Curtis Dodson, DE  
Burke Ellis, OG  
Justin Engstrom, QB  
Jesse Ffita, DT  
Kevin Frahm, DE  
Jeremy Francis, RB  
Joe Halahuni, TE  
Austin Hall, S  
Nathan Hannah, OL  
Tom Hansen, DE  
Brandon Hardin, CB  
Johnny Hekker, P  
Marcus Henderson, C  
Patrick Henderson, CB  
Taylor Henry, DE  
Brandon Hughes, CB  
Evan Hull, DL

Mitchel Hunt, DT  
Jordan Jenkins, RB  
Chris Johnson, WR  
Grant Johnson, C  
Paul Jones, LB  
Justin Kahut, PK  
Ryan Katz, QB  
Taylor Kavanaugh, WR  
Colin Kelly, DT  
Casey Kjos, WR  
Kameron Krebs, LB  
Kaulin Krebs, WR  
Keaton Kristick, LB  
Josh LaGrone, S  
Matt LaGrone, DE  
Peter Lalich, QB  
Michael Lamb, OG  
Greg Laybourn, S  
Andy Levitre, OT

Keenan Lewis, CB  
Alex Linnenkohl, C  
Colin Lyons, OL  
Castro Masaniai, DT  
Wilder McAndrews, OT  
Ryan McCants, RB  
Shawn McGarity, WR  
Brent McNeil, OL  
Gabe Miller, TE  
Lance Mitchell, S  
Latu Moala, DT  
Lyle Moevao, QB  
Shane Morales, WR  
Ben Motter, OL  
Geno Munoz, WR  
Sioeli Nau, DT  
Aaron Nichols, WR  
Casey Noack, LB  
Slade Norris, DE

Zane Norris, LB  
Brennan Olander, DT  
Kaua Olds, CB  
Timi Oshinowo, OT  
David Pa'aluhii III, LB  
Keith Pankey, LB  
Kevin Pankey, TE  
Josh Parish, RB  
Keynan Parker, CB  
Gregg Peat, OG  
Jeremy Perry, OG  
Marcus Perry, LS  
Ryan Pohl, OL  
Colby Prince, TE  
John Reese, TE  
Mike Remmers, OT  
Dwight Roberson, LB  
Jacquizz Rodgers, RB  
James Rodgers, WR

David Ross, CB  
Rory Ross, OL  
John Roy, C  
Sean Sehnem, PK/P  
Andrew Seumalo, DE  
Brennan Sim, QB  
Adam Speer, OG  
Sammie Stroughter, WR  
Ben Terry, DE  
Tavita Thompson, DT  
Tonu Tuimalealifano, OL  
Suaesi Tuimauneli, S  
Walker Vave, LB  
Kevan Walker, WR  
Anthony Watkins, S  
Brian Watkins, DB  
Tony Wilson, LB  
Clayton York, RB



2007 — EMERALD BOWL — OREGON STATE VS. MARYLAND

OREGON STATE  
MARYLAND

21  
14

AT&T Park  
San Francisco, Calif. • Dec. 28, 2007

Weather — 47 degrees, Cloudy

The first meeting between the two programs in the sixth annual Emerald Bowl at AT&T Park proved to be entertaining, but both teams showed some rustiness after the long layoff from the regular season. The game was played in misty turning to rainy conditions as it progressed.

The Beaver defense, which had been fierce in the first quarter allowing just 16 points all season, was surprised as the Terrapins hit for two touchdowns. The Terps went 80 yards on the opening drive of the game culminating in Chris Turner's 9-yard pass to Isaiah Williams.

Oregon State answered on the following drive that saw starting quarterback Lyle Moevao being injured and forcing Sean Canfield, who had been out since Nov. 3 at USC, into the game. The lefty tied the score with a 14-yard pass to James Rodgers. Maryland would regain the lead when Turner hit Darrius Heyward-Bey for 63 yards — that was the last of the scoring for the ACC bunch.

Canfield worked the team down the field in the last two minutes of the half before Yvenson Bernard, who would earn offensive MVP of the game, scored from two yards out to tie the game at 14-14.

Neither team mounted much offense in the third quarter until Beaver punt returner Taylor Kavanaugh posted a 26-yard return to the Terps 36 to set up what proved to be the winning score. Bernard took a first down handoff and went 29 yards and two plays later approached the goal line only to fumble, but it was pounced on by Rodgers for the score.

Maryland had just two possessions in the fourth quarter and when the Beavers took over with 6:24 left in the game, it was one of the most memorable drives in school history. The drive didn't amount to any scoring, but OSU picked up six first downs in forcing Maryland to use its final two timeouts.

"I'm really proud of our football team for fighting through a strange game in a lot of ways," coach Mike Riley said. "I thought the defense got stronger and stronger as the game went on. ... Offensively, I couldn't describe what the formula is — just getting the ball to Yvenson Bernard and James Rodgers as much as possible."

Bernard finished with 177 yards and linebacker Derrick Doggett earned defensive MVP honors with eight tackles, including a 14-yard sack.

Riley led OSU to its fourth consecutive bowl win — all under Riley's watch.

SCORING SUMMARY

	1	2	3	4	-	F
OREGON STATE	7	7	7	0	-	21
MARYLAND	14	0	0	0	-	14

1st Quarter

10:21 MD I. Williams 9-yard pass from Turner (Egekeze kick), 11-80 4:39  
06:38 OSU Rodgers 14-yard pass from Canfield (Serna kick), 10-68 3:36  
01:00 MD Heyward-Bey 63-yard pass from Turner (Egekeze kick), 5-80 1:39

2nd Quarter

00:16 OSU Bernard 2-yard run (Serna kick), 7-46 1:43

3rd Quarter

00:10 OSU Rodgers 0-yard fumble recovery (Serna kick), 3-36 1:08

Attendance: 32,517

TEAM STATISTICS

	OSU	MD
First Downs	24	11
Rushing	17	2
Passing	5	7
Penalty	2	2
Net Rushing	275	19
Net Passing	108	205
Pass Attempts	23	29
Pass Comp.	13	17
Pass INT	1	2
Offensive Plays	77	54
Net Yards	383	224
Fumbles-Lost	3-2	1-0
Penalties-Yards	7-54	7-57
Punts-Yards	5-161	7-263
Punt Returns-Yards	4-54	2-(-3)
Kickoff Returns-Yards	3-63	4-64
Possession Time	33:13	26:47
3rd Down Conversions	7-15	2-11
4th Down Conversions	0-0	0-0
Sacks by - Yards	2-19	5-23

INDIVIDUAL STATISTICS

**RUSHING (Att-Yards-TD): Oregon State** - Y. Bernard 38-177-1; J. Rodgers 10-115-1; M. Sieverson 1-0; L. Moevao 2-(-4); S. Canfield 3-(-13). **Maryland** - K. Lattimore 7-16; E. Lee-Odai 1-1; L. Ball 1-0; TEAM 1-(-1); C. Turner 5-(-12).

**PASSING (Att-Comp-Int-Yards-TD): Oregon State** - S. Canfield 14-8-1-68-1; L. Moevao 9-5-0-40-0. **Maryland** - C. Turner 29-17-2-205-2.


**RECEIVING (No-Yards-TD): Oregon State** - J. Rodgers 5-40-1; S. Morales 3-21; C. Johnson 2-19; B. Camp 1-12; D. Catchings 1-12; B. Powers 1-4. **Maryland** - D. Heyward-Bey 3-99-1; I. Williams 3-39-1; J. Haynos 3-31; J. Goode 3-15; L. Ball 3-10; K. Lattimore 1-6; E. Lee-Odai 1-5.

**INTERCEPTIONS: Oregon State** - D. Drayton 1; B. Payton 1. **Maryland** - M. Fokou 1.

**FUMBLES (FF-FR): Oregon State** - S. Canfield 1-0. **Maryland** - D. Philistin 1-1; A. Moten 1-0; M. Fokou 1-0; C. Varner 0-1.

**SACKS (No-Yards): Oregon State** - D. Doggett 1.0-14; V. Butler 1.0-5. **Maryland** - A. Moten 2.0-9; T. Covington 2.0-7; J. Navarre 1.0-7.

**TACKLES (UA-A-Total): Oregon State** - D. Doggett 7-1-8; T. Clark 5-0-5; D. Smith 3-2-5; J. LaRocque 4-0-4; A. Darlin 3-1-4; D. Drayton 3-0-3; A. Afalava 3-0-3; B. Hughes 2-0-2; W. 'Akau'ola Vea 1-1-2; K. Pankey 1-0-1; G. Lee 1-0-1; J. Dockery 1-0-1; G. Laybourn 1-0-1; S. Canfield 1-0-1; D. Robertson 1-0-1; V. Butler 1-0-1; C. Coker 1-0-1; J. Van Orsow 0-1-1. **Maryland** - J. Justice 9-4-13; E. Henderson 5-6-11; T. Covington 8-1-9; I. Gardner 3-5-8; M. Fokou 7-0-7; J. Navarre 5-1-6; C. Varner 3-3-6; A. Moten 4-1-5; D. Moore 3-1-4; D. Philistin 3-0-3; C. Feliciano 2-1-3; A. Wiseman 1-2-3; K. Barnes 2-0-2; D. Herald 1-0-1; C. Bullock 1-0-1; D. Muhtadi 1-0-1; J. McCollough 1-0-1; D. Heyward-Bey 1-0-1; T. Ivey 0-1-1.



2007 EMERALD BOWL ROSTER

Damola Adeniji, WR  
Al Afalava, S  
William 'Akau'ola Vea, DT  
Kyle Bell, DE  
Yvenson Bernard, RB  
Pernell Booth, DT  
Anthony Brown, WR  
Kyle Brown, WR  
Victor Butler, DE  
Keo Camat, LB  
Brady Camp, TE  
Sean Canfield, QB  
Darrell Catchings, WR  
Dennis Christopher, LB  
Tim Clark, CB  
Joel Cohen, LS  
Curtis Coker, DE  
Michael Cole, OL  
Cameron Collins, S

Isaiah Cook, LB  
Bryant Cornell, LB  
Howard Croom, TE  
Will Darksins, LB  
Alan Darlin, LB  
Kyle DeVan, C  
James Dockery, S  
Curtis Dodson, DE  
Derrick Doggett, LB  
Daniel Drayton, S  
Burke Ellis, OG  
Justin Engstrom, QB  
Kevin Frahm, DE  
Naymon Frank, DE  
Patrick Fuller, RB  
Ryan Gunderson, QB  
Joe Halahuni, TE  
Austin Hall, S  
Nathan Hannah, OL

Tom Hansen, DL  
Brandon Hardin, CB  
Kyle Harper, P  
Marcus Henderson, C  
Patrick Henderson, CB  
Brandon Hughes, CB  
Evan Hull, DL  
Mitchel Hunt, DT  
Josh Huss, OL  
Chris Johnson, WR  
Grant Johnson, C  
Paul Jones, LB  
Justin Kahut, PK  
Taylor Kavanaugh, WR  
Casey Kjos, WR  
Keaton Kristick, LB  
Jeff Kruskamp, DE  
Michael Lamb, OG  
Joey LaRocque, LB

Gerard Lawson, CB  
Greg Laybourn, S  
Gerard Lee, DT  
Andy Levitre, OT  
Keenan Lewis, CB  
Alex Linnenkohl, OL  
Wilder McAndrews, OT  
Ryan McCants, WR  
Shawn McGarity, WR  
Gabe Miller, TE  
Lance Mitchell, S  
Latu Moala, DT  
Adam Mogley, LB  
Lyle Moevao, QB  
Ahmed Mokhtar, RB  
Shane Morales, WR  
Ben Motter, DL  
Sioefi Nau, DT  
Aaron Nichols, WR

Casey Noack, LB  
Mau Noman, OT  
Slade Norris, DE  
Brennan Olander, DT  
Sam Oltman, WR  
Timi Oshinowo, OT  
David Pa'aluhii III, LB  
Keith Pankey, LB  
Joshua Parish, LB  
Bryan Payton, S  
Gregg Peat, OG  
Jeremy Perry, OG  
Ryan Pohl, OT  
Clinton Polk, RB  
Brandon Powers, WR  
John Reese, TE  
Mike Remmers, OT  
Eric Rider, LB  
Dwight Roberson, LB

Keith Robertson, DT  
Ikaika Rodenhurst, OL  
James Rodgers, WR  
David Ross, CB  
Roy Schuening, OG  
Alexis Serna, PK/P  
Matthew Sieverson, RB  
Brennan Sim, QB  
Dorian Smith, DE  
Carl Sommer, DE  
Adam Speer, OG  
Andy Stewart, FB  
Sammie Stroughter, WR  
Tavita Thompson, OT  
Tonu Tuimalaiaifano, DL  
Sualesi Tuimalane'i, S  
Jeff Van Orsow, DE  
Walker Vave, LB  
Jake Webber, PK





2006 — BRUT SUN BOWL — OREGON STATE VS. MISSOURI

**OREGON STATE**  
**MISSOURI**

**39**  
**38**

**Sun Bowl**  
El Paso, Texas • Dec. 29, 2006

Weather — 48 degrees, Sunny

Oregon State wanted nothing to do with overtime. Yvenson Bernard pushed into the end zone on a gutsy 2-point conversion run after Joe Newton caught a 14-yard touchdown pass with 22.1 seconds left, and No. 24 Oregon State beat Missouri 39-38 in the 73rd annual Sun Bowl. The win was OSU's third consecutive bowl victory.

The Beavers trailed by 14 points with 12:08 to go before rallying for their eighth victory in nine games. Bernard's 7-yard reception had cut the gap to seven with 6:02 to go.

Tony Temple had 194 yards, four short of the Sun Bowl record, on 20 carries with two touchdowns and Chase Daniel threw two touchdown passes for Missouri (8-5).

Senior quarterback Matt Moore threw four touchdown passes, a Sun Bowl record, and ran for a fifth for Oregon State. He was 5-for-7 for 55 yards on the winning drive, set up after Sammie Stroughter's 38-yard punt return to the Oregon State 46.

Bernard's conversion run came after Missouri called a timeout to freeze kicker Alexis Serna before the extra point. Instead, it gave the Beavers time to persuade coach Mike Riley to go for two - and the gamble paid off.

Missouri had seven plays of 29 yards or longer, including Danario Alexander's 74-yard touchdown catch and Temple's 65-yard run. Missouri responded after Oregon State scored on its opening drive of the second half for a 21-17 lead.

Tommie Saunders' 29-yard TD catch from tight end Chase Coffman off a lateral gave the lead back to Missouri and Temple's 65-yard untouched touchdown run seemingly put the Tigers in control at 31-21 with 5:58 in the third.

The victory was the latest in a series of nail-biters for Oregon State, which beat Hawai'i and Oregon by a combined five points in the last two regular-season games.

Moore was 31-for-54 for 356 yards and set a school record of 182 passes without an interception before getting

**SCORING SUMMARY**

	1	2	3	4	-	F
<b>OREGON STATE</b>	<b>14</b>	<b>0</b>	<b>7</b>	<b>18</b>	<b>-</b>	<b>39</b>
<b>MISSOURI</b>	<b>7</b>	<b>10</b>	<b>14</b>	<b>7</b>	<b>-</b>	<b>38</b>

**1st Quarter**

11:30 **MIZZOU** Temple 7-yard run (Wolfert kick), 10-80 3:30  
07:07 **OSU** Stroughter 13-yard pass from Moore (Serna kick), 13-80 4:23  
00:38 **OSU** Moore 1-yard run (Serna kick), 8-40 4:55

**2nd Quarter**

11:21 **MIZZOU** Wolfert 30-yard field goal, 10-69 4:17  
08:43 **MIZZOU** Alexander 74-yard pass from Daniel (Wolfert kick), 3-78 0:42

**3rd Quarter**

13:26 **OSU** Newton 11-yard pass from Moore (Serna kick), 4-41 1:34  
11:14 **MIZZOU** Saunders 29-yard pass from Coffman (Wolfert kick), 5-71 2:12  
0:58 **MIZZOU** Temple 65-yard run (Wolfert kick), 9-58 3:55

**4th Quarter**

13:06 **OSU** Serna 29-yard field goal, 9-58 3:55  
12:08 **MIZZOU** Coffman 18-yard pass from Daniel (Wolfert kick), 4-80 0:58  
06:02 **OSU** Bernard 7-yard pass from Moore (Serna kick), 7-76 2:14  
00:23 **OSU** Newton 14-yard pass from Moore (Bernard rush), 7-54 1:00

Attendance: 65,277

**TEAM STATISTICS**

	<b>OSU</b>	<b>MIZZOU</b>
First Downs	30	21
Rushing	6	7
Passing	24	13
Penalty	0	1
Net Rushing	101	202
Net Passing	356	359
Pass Attempts	54	32
Pass Comp.	31	17
Pass INT	1	0
Offensive Plays	83	65
Net Yards	457	561
Fumbles-Lost	1-1	3-2
Penalties-Yards	2-15	1-15
Punts-Yards	5-213	5-191
Punt Returns-Yards	3-54	1-(-1)
Kickoff Returns-Yards	2-47	1-9
Possession Time	33:35	26:25
3rd Down Conversions	6-15	5-13
4th Down Conversions	2-3	1-1
Sacks by - Yards	3-23	2-16

**INDIVIDUAL STATISTICS**

**RUSHING (Att-Yards-TD): Oregon State** - Y. Bernard 23-97-0; R. Jackson 1-16; M. Moore 5-(-12)-1. **Missouri** - T. Temple 20-194-2; J. Perry 3-13; M. Rucker 1-9; C. Daniel 9-(-14).

**PASSING (Att-Comp-Int-Yards-TD): Oregon State** - M. Moore 54-31-1-356-4. **Missouri** - C. Daniel 29-16-0-330-2; C. Coffman 1-1-0-29-1; T. Saunders 1-0-0-0-0; TEAM 1-0-0-0-0.

**RECEIVING (No-Yards-TD): Oregon State** - S. Stroughter 8-87-1; Y. Bernard 8-69-1; J. Newton 6-74-2; B. Powers 3-51; J. Vandiver 3-26; R. Jackson 2-19; C. Johnson 1-30. **Missouri** - M. Rucker 6-67; C. Coffman 5-83-1; B. Ekwereku 2-79; T. Saunders 2-40-1; D. Alexander 1-74-1; J. Perry 1-16.

**INTERCEPTIONS: Oregon State** - None. **Missouri** - B. Massey 1.


**FUMBLES (FF-FR): Oregon State** - D. Drayton 1-0; E. Moala Liava'a 1-0; A. Darlin 0-1. **Missouri** - D. Terrell 1-0; X. Jackson 1-0; S. Sulak 0-1.

**SACKS (No-Yards): Oregon State** - A. Darlin 1.0-9; J. Van Orsow 1.0-9; D. Drayton 1.0-5; G. Lee 0.5-0. **Missouri** - X. Jackson 1.0-10; S. Sulak 1.0-6.

**TACKLES (UA-A-Total): Oregon State** - J. LaRocque 7-2-9; A. Darlin 5-1-6; S. Piscitelli 5-0-5; B. Payton 5-0-5; D. Doggett 3-2-5; C. Francies 4-0-4; A. Afalava 3-1-4; D. Drayton 2-2-4; G. Lawson 2-0-2; B. Cornell 1-1-2; G. Lee 1-1-2; G. Laybourn 1-0-1; K. Lewis 1-0-1; J. Van Orsow 1-0-1; B. Hughes 1-0-1; E. Moala Liava'a 1-0-1; R. Jackson 1-0-1; I. Cook 1-0-1; S. Morales 0-1-1. **Missouri** - D. Terrell 11-1-12; M. Bacon 7-2-9; X. Jackson 5-4-9; B. Massey 3-3-6; W. Moore 5-0-5; S. Sulak 5-0-5; B. Christopher 4-1-5; D. Harrington 2-3-5; D. Overstreet 4-0-4; L. Williams 3-0-3; E. Hood 2-1-3; D. Scott 2-0-2; D. Johnson 1-1-2; C. Brown 1-1-2; J. Smith 1-0-1; V. Alexander 1-0-1; S. Blair 0-1-1.

picked off by Brandon Massey in the third quarter. Oregon State retained possession on the play after Massey fumbled.

The longest season in OSU history ended with the Beavers posting the second most victories ever for the program with 10. Oregon State ended the year No. 21 in the final Associated Press Poll, and No. 22 in the final USA Today Poll and Bowl Championship Series standings.



**2006 BRUT SUN BOWL ROSTER**

Al Afalava, S  
William 'Akau'ola Vea, DT  
Yvenson Bernard, RB  
Pernell Booth, DT  
Kyle Brown, WR  
Victor Butler, DE  
Keo Camat, LB  
Brady Camp, TE  
Sean Canfield, QB  
Aaron Carlson, LS  
Tony Carrasco, RB  
Shane Cavanaugh, S  
Dennis Christopher, LB  
Tim Clark, CB  
Joel Cohen, LS  
Curtis Coker, DT  
Isaiah Cook, LB  
Bryant Cornell, LB  
Howard Croom, TE

Alan Darlin, LB  
Brian Davilla, WR  
Kyle DeVan, C  
James Dockery, S  
Derrick Doggett, LB  
Daniel Drayton, S  
Coye Francies, CB  
Naymon Frank, DE  
Matt Frosland, WR  
Taani Fuahala, DL  
Patrick Fuller, RB  
Ryan Gunderson, QB  
Austin Hall, S  
Nathan Hannah, OL  
Tom Hansen, LB  
Zach Harris, OL  
Marcus Henderson, C  
Patrick Henderson, CB  
Rickey Herod, CB

Brandon Hughes, WR  
Mitchel Hunt, DT  
Ruben Jackson, WR  
Chris Johnson, WR  
Justin Kahut, PK  
Taylor Kavanaugh, WR  
Casey Kjos, WR  
Daniel Klobes, S  
Adam Koets, OT  
Keaton Kristick, LB  
Jeff Kruskamp, DE  
Joey LaRocque, LB  
Gerard Lawson, CB  
Greg Laybourn, S  
Gerard Lee, DT  
Joe Lemma, DE  
Andy Levitre, OL  
Keenan Lewis, CB  
Josh Linehan, OT

Alex Linnenkohl, OL  
Kyle Loomis, P  
Kellen Marshall, CB  
Gabe Miller, TE  
Eric Moala Liava'a, LB  
Adam Moble, S  
Lyle Moevao, QB  
Matt Moore, QB  
Shane Morales, WR  
Joe Newton, TE  
Papapa Nicholas, DL  
Aaron Nichols, WR  
Casey Noack, LB  
Slade Norris, LB  
Lahaina Olsen-Kuroda, WR  
Sam Oltman, WR  
Timi Oshinowo, OL  
Bryan Payton, S  
Gregg Peat, OL

Jeremy Perry, OG  
Sabby Piscitelli, S  
Ryan Pohl, OL  
Clinton Polk, RB  
Brandon Powers, WR  
John Reese, TE  
Dwight Roberson, LB  
Ikaika Rodenhurst, OL  
Roy Schuening, OG  
Alexis Serna, PK  
Ben Siegert, DT  
Matthew Sieverson, FS  
Mana Silva, QB  
Brennan Sim, QB  
Dorian Smith, DE  
Michael Sorem, RB  
Adam Spær, OL  
Eddie Stamm, LB  
Andy Stewart, RB

Micah Strickland, RB  
Sammie Stroughter, WR  
Jon Strowbridge, P  
Zach Tarver, WR  
Tavita Thompson, OL  
Sualesi Tuimaunei, S  
Jeff Van Orsow, DE  
Jason Vandiver, TE  
Jake Webber, PK  
Darnley Weekes, LB  
Daniel Weis, TE  
Anthony Wheat-Brown, WR



# 2004 — INSIGHT BOWL — OREGON STATE VS. NOTRE DAME

**OREGON STATE**  
**NOTRE DAME**

**38**  
**21**

**Bank One Ballpark**  
Phoenix, Ariz. • Dec. 28, 2004

Weather — Indoors

For the second time since 2000 Oregon State and Notre Dame met in a bowl game in the Valley of the Sun. For the second time Oregon State made a statement with a 38-21 win over the Fighting Irish in the 16th annual Insight Bowl at Bank One Ballpark. The game was televised nationally by ESPN and featured an Insight Bowl attendance record of 45,917.

The Beavers, led by senior quarterback Derek Anderson, scored on two of their first three possessions and would eventually build a 21-0 lead midway through the second quarter. Notre Dame fought back to within 24-14 before Anderson put together arguably the best drive of his four-year career. The Scappoose native took OSU on a 90-yard, 12-play drive that concluded on a 1-yard touchdown pass to tight end Joe Newton, the last of two touchdown scores for the sophomore.

The win capped a rags to riches season for the Beavers and fourth-year head coach Mike Riley. OSU began the season 1-4, but rallied to win six of the final seven contests and end the year as one of the hottest teams in the nation.

"It was a big game for us," Anderson said. "To bounce back from the start that we had in this season and finish like this, it's huge."

Anderson, the offensive MVP of the Insight Bowl, tied a bowl record with four touchdown passes and turned in the sixth best passing mark in the history of the event with 358 yards. He connected with eight different receivers and was responsible for all but 20 yards of the entire offensive output.

Oregon State's first score was set up by a 52-yard punt return by freshman Sammie Stroughter. The Beavers began the drive at the Irish 27. Four plays later Anderson connected with senior George Gillett for a 12-yard score.

A second freshman set up the Beavers for their next score as Derrick Doggett blocked D.J. Fitzpatrick's punt and recovered on the four-yard line. Anderson found Newton on the second play, after being sacked, to push the lead to 14-0.

The Beavers third score came as Anderson found reserve tight end Dan Haines for 11 yards. Notre Dame desperately re-

sponded to stay in the game late in the half, scoring with 56 seconds remaining, on a 13-yard pass from quarterback Brady Quinn to tight end Anthony Fasano.

The second half began with cornerback Eric Williams intercepting Quinn as the Irish were putting together a nice drive that could have closed the gap. Williams' interception led to an Alexis Serna 38-yard field goal to make the score 24-7.

Notre Dame did close the gap to 24-14 after Jerome Collins blocked Sam Paulescu's punt. The Irish's best drive of the game went 49 yards on six plays and was capped by a Darius Walker five-yard touchdown run.

The third quarter ended with OSU leading 24-14 and Notre Dame appeared to have momentum on its side, before Anderson's game breaking 90-yard drive.

## SCORING SUMMARY

	1	2	3	4	-	F
<b>OREGON STATE</b>	<b>14</b>	<b>7</b>	<b>3</b>	<b>14</b>	<b>-</b>	<b>38</b>
<b>NOTRE DAME</b>	<b>0</b>	<b>7</b>	<b>7</b>	<b>7</b>	<b>-</b>	<b>21</b>

### 1st Quarter

09:24 **OSU** Gillett 12-yard pass from Anderson (Serna kick), 4-27 1:18  
05:41 **OSU** Newton 11-yard pass from Anderson (Serna kick), 2-10 0:48

### 2nd Quarter

07:49 **OSU** Haines 11-yard pass from Anderson (Serna kick), 5-45 2:49  
00:56 **ND** Fasano 13-yard pass from Quinn (Fitzpatrick kick), 13-84 6:43

### 3rd Quarter

09:16 **OSU** Serna 38-yard field goal, 6-32 1:59  
02:40 **ND** Walker 5-yard run (Fitzpatrick kick), 6-49 3:34

### 4th Quarter

12:17 **OSU** Newton 1-yard pass from Anderson (Serna kick), 12-90 5:23  
04:52 **ND** McKnight 18-yard pass from Quinn (Fitzpatrick kick), 10-88 4:04  
03:19 **OSU** Wright 2-yard run (Serna kick), 4-28 1:33

Attendance: 45,917

## TEAM STATISTICS

	OSU	ND
First Downs	19	17
Rushing	2	3
Passing	17	11
Penalty	0	3
Net Rushing	20	59
Net Passing	358	217
Pass Attempts	45	33
Pass Comp.	28	18
Pass INT	0	1
Offensive Plays	63	66
Net Yards	378	276
Fumbles-Lost	1-0	0-0
Penalties-Yards	5-45	2-10
Punts-Yards	4-141	8-225
Punt Returns-Yards	5-77	1-7
Kickoff Returns-Yards	3-34	6-109
Possession Time	25:42	34:18
3rd Down Conversions	6-14	7-16
4th Down Conversions	1-1	0-0
Sacks by - Yards	2-13	3-23

## INDIVIDUAL STATISTICS

**RUSHING (Att-Yards-TD): Oregon State** - D. Wright 9-24-1; R. Cole 3-3; TEAM 1(-)-1; D. Anderson 5(-)-6. **Notre Dame** - D. Walker 13-43-1; R. Grant 14-19; B. Quinn 4-10; M. Wilson 1-0; C. Anastasio 1(-)-13).

**PASSING (Att-Comp-Int-Yards-TD): Oregon State** - D. Anderson 45-28-0-358-4. **Notre Dame** - B. Quinn 29-17-1-214-2; P. Dillingham 3-1-0-3-0; J. Hoskins 1-0-0-0-0.


**RECEIVING (No-Yards-TD): Oregon State** - J. Newton 7-85-2; M. Hass 5-105; G. Gillett 4-62-1; M. Love 4-37; D. Haines 3-25-1; Y. Bernard 2-19; D. Wright 2-16; J. Hawkins 1-9. **Notre Dame** - J. Samardzija 5-89; R. McKnight 4-90-1; M. Wilson 2-3; D. Walker 1-13; A. Fasano 1-13-1; B. Palmer 1-6; R. Harris 1-3; R. Powers-Neal 1-2; J. Schmidt 1-1; M. Shelton 1(-)-3).

**INTERCEPTIONS: Oregon State** - A. Williams 1. **Notre Dame** - None.

**FUMBLES (FF-FR): Oregon State** - None. **Notre Dame** - None.

**SACKS (No-Yards): Oregon State** - T. Bray 1.5-11; C. Scott 1.0-9; A. Darkins 1.0-3; J. Pollard 1.0-2; S. Piscitelli 1.0-1; J. Van Orsow 0.5-6. **Notre Dame** - K. Budinscak 2.0-18; G. Pauly 1.0-2.

**TACKLES (UA-A-Total): Oregon State** - T. Bray 6-4-10; K. Ellison 3-5-8; M. Meeuwesen 4-2-6; J. Pollard 4-0-4; S. Piscitelli 3-0-3; B. Browner 3-0-3; C. Scott 1-2-3; C. Coker 1-2-3; A. Darkins 2-0-2; L. Herron 2-0-2; D. Doggett 2-0-2; B. Swancutt 2-0-2; A. Williams 2-0-2; B. Siegert 1-1-2; J. Van Orsow 1-1-2; K. Davidson 1-1-2; A. Smith 1-1-2; J. Lemma 0-2-2; G. Gillett 1-0-1; A. Darlin 1-0-1; C. Burnley 0-1-1. **Notre Dame** - T. Zbikowski 5-2-7; C. Campbell 4-0-4; P. Jackson 4-0-4; K. Budinscak 3-1-4; D. Ellick 3-1-4; D. Curry 2-2-4; B. Hoyte 2-1-3; M. Goolsby 1-2-3; Q. Burrell 2-0-2; V. Abiamiri 1-1-2; A. Wooden 1-1-2; C. Mays 0-2-2; C. Ndukwu 1-0-1; D. Fitzpatrick 1-0-1; T. Thomas 1-0-1; M. Richardson 1-0-1; M. Thomas 1-0-1; B. Quinn 1-0-1; C. Frome 1-0-1; G. Pauly 1-0-1; J. Samardzija 1-0-1; L. Bolen 0-1-1; B. Beidatsch 0-1-1; D. Landri 0-1-1.



## 2004 INSIGHT BOWL ROSTER

Derek Anderson, QB  
Eric Anderson, LB  
Sir Henry Anderson, DT  
Yvenson Bernard, TB  
Nick Bodeman, WR  
Pernell Booth, DT  
Trent Bray, LB  
Brent Bridges, OG  
Matt Brock, C  
Brandon Browner, CB  
Darrick Bruns, LS  
Dallas Buck, DB  
Charles Burnley, DB  
Gabe Button, TE  
Colt Charles, QB  
Keller Christensen, LB  
Curtis Coker, DT  
Ryan Cole, TB  
John Dailey, PK

Andy Darkins, LB  
Alan Darlin, LB  
Kevin Davidson, LB  
Kyle DeVan, OL  
Derrick Doggett, LB  
Daniel Drayton, S  
Keith Ellison, LB  
Naymon Frank, DE  
George Gillett, WR  
Ryan Gunderson, QB  
Zach Hagemeister, TE  
Dan Haines, TE  
Derek Hall, DT  
Jim Hanchett, TE  
Mike Hass, WR  
Josh Hawkins, WR  
Lamar Herron, S  
Brian Hildebrand, QB  
Brandon Hughes, WR

Nate Johns, WR  
Michael Jones, TB  
Paul Kirwan, QB  
Adam Koets, OT  
Jeff Kruskamp, TE  
Seth Lacey, LB  
Gerard Lawson, CB  
Joe Lemma, DE  
Andy Levitre, OL  
Keenan Lewis, CB  
Josh Linehan, OT  
Pat Loney, TE  
Marcel Love, WR  
Kellen Marshall, CB  
Mitch Meeuwesen, S  
Chris Miller, OT  
Joe Newton, TE  
Doug Nienhuis, OT  
Blake Normine, WR

Slade Norris, S  
Corey O'Neill, PK  
Star Paddock, LS  
Sam Paulescu, P  
Bryan Payton, CB  
Jeremy Perry, OG  
Kelly Phelps, LB  
Sabby Piscitelli, S  
Jonathan Pollard, LB  
Brandon Powers, WR  
Ryan Rainwater, DL  
J.C. Ronnfeldt, OG  
Adam Rothernfluh, QB  
Joe Rudolph, DE  
Brandon Scales, DE  
Roy Schuening, OG  
Brady Schlich, QB  
Chaz Scott, LB  
Alexis Serna, PK

Ben Siegert, DT  
Matthew Sleverson, S  
Alvin Smith, DT  
Evan Smith, LB  
Olaniyi Sobomihin, RB  
Adam Speer, OL  
Eddie Stamm, LB  
Sammie Stroughter, WR  
Jon Strowbridge, P  
Bill Swancutt, DE  
Kevin Swanigan, WR  
Zach Tarver, WR  
Tavita Thompson, DL  
Caleb Tommasini, CB  
Whitfield Usher, OL  
Jeff Van Orsow, DE  
Jimtavis Walker, RB  
Daniel Weis, RB/LB  
Jeremy Weldon, TE

Anthony Wheat-Brown, WR  
Harvey Whiten, S  
Aric Williams, CB  
Dwight Wright, TB  
Patrick Wu, OL





2003 — LAS VEGAS BOWL — OREGON STATE VS. NEW MEXICO

OREGON STATE  
NEW MEXICO

55  
14

Sam Boyd Stadium  
Las Vegas, Nev. • Dec. 24, 2003

Weather — 58 degrees, Cloudy, Wind Calm

Mike Riley made his bowl game debut as a head coach a successful one, as Oregon State dominated New Mexico, winning 55-14.

The Beavers' roster was dotted with student-athletes from Las Vegas, and the thought of returning home for a bowl game was exciting, judging from the team's performance.

The Beavers opened the game with the ball and went 83 yards in nine plays for the first score. Quarterback Derek Anderson threw a 34-yard strike to tailback Steven Jackson, one of the Las Vegas boys, for the first of Jackson's bowl game-record-tying five touchdowns. Kirk Ylioniemi booted a 21-yard field goal on the next drive, giving OSU a 10-0 lead. New Mexico had no first downs at this point.

The Lobos used a Brand Ratcliff 40-yard kickoff return to set up their only score of the first three quarters. Quarterback Casey Kelly and Hank Baskett hooked up on a 27-yard pass to make the game 10-7, but that was about it for the Lobo offense for the half.

Oregon State ended the opening quarter with a 17-7 lead, as Anderson hit receiver Mike Hass for 42 yards on the final play of the opening stanza. The Beaver offense had already rolled up 204 yards and 10 first downs, while the Beaver defense had allowed just one first down.

The Beavers made it 24-7 midway through the second quarter on the first of four rushing touchdowns, this one a three-yard romp. Less than two minutes later, thanks to a UNM fumble, Jackson went 11 yards to make the score 31-7, the eventual halftime score.

The first half statistics were staggering. OSU had 17 first downs, UNM one. Total yardage was 308-35.

The Beaver defense once again stymied the Lobo offense on the first possession of the second half, and the Beaver offense extended the margin on its first drive. Jackson accounted for 48

of the 59 yards on the drive, including a six-yard score.

The teams traded punts for most of the remaining third quarter, before Ylioniemi's 31-yard field goal made it 41-7 at the end of three.

Jackson added another one-yard score early in the fourth quarter to end his night and ultimately his OSU career — he announced after the game that he was forgoing his final year of college eligibility and entering the NFL Draft. Jackson ended the game with 149 yards rushing. Anderson also sat on the sideline for the rest of the game after passing for 322 yards and two touchdowns.

The teams traded touchdowns to end

SCORING SUMMARY

	1	2	3	4	-	F
OREGON STATE	17	14	10	14	-	55
NEW MEXICO	7	0	0	7	-	14

1st Quarter

09:59 **OSU** Jackson 34-yard pass from Anderson (Ylioniemi kick), 9-83 5:01  
06:38 **OSU** Ylioniemi 21-yard field goal, 7-48 1:21  
04:59 **UNM** Baskett 27-yard pass from Kelly (Zunker kick), 5-34 1:39  
00:00 **OSU** Hass 42-yard pass from Anderson (Ylioniemi kick), 5-88 2:12

2nd Quarter

08:40 **OSU** Jackson 3-yard run (Ylioniemi kick), 9-60 3:47  
07:01 **OSU** Jackson 11-yard run (Ylioniemi kick), 2-15 0:46

3rd Quarter

12:57 **OSU** Jackson 6-yard run (Ylioniemi kick), 4-59 0:35  
02:41 **OSU** Ylioniemi 31-yard field goal, 11-63 4:29

4th Quarter

12:06 **OSU** Jackson 1-yard run (Ylioniemi kick), 6-39 3:06  
09:22 **UNM** Counter 17-yard pass from McKamey (Zunker kick), 5-63 2:44  
04:40 **OSU** Hawkins 19-yard pass from Rothenfluh (Ylioniemi kick), 12-72 4:42

Attendance: 25,437

TEAM STATISTICS

	OSU	UNM
First Downs	29	7
Rushing	10	3
Passing	17	3
Penalty	2	1
Net Rushing	154	6
Net Passing	386	121
Pass Attempts	41	23
Pass Comp.	27	10
Pass INT	1	1
Offensive Plays	76	57
Net Yards	540	127
Fumbles-Lost	1-1	1-1
Penalties-Yards	10-94	13-103
Punts-Yards	3-112	10-391
Punt Returns-Yards	5-16	1-0
Kickoff Returns-Yards	3-65	8-175
Possession Time	29:16	30:19
3rd Down Conversions	7-14	2-14
4th Down Conversions	1-1	0-0
Sacks by - Yards	5-44	1-3

INDIVIDUAL STATISTICS

**RUSHING (Att-Yards-TD): Oregon State** - S. Jackson 28-149-4; J. Newson 1-5; D. Wright 5-3; D. Anderson 1-(-3). **New Mexico** - A. Byrd 2-13; K. McKamey 5-7; D. Moore 11-5; L. Brody 1-3; T. Thomas 2-(-1); D. Cox 4-(-1); C. Kelly 9-(-20).

**PASSING (Att-Comp-Int-Yards-TD): Oregon State** - D. Anderson 32-21-1-322-2; A. Rothenfluh 8-6-0-64-1; J. Newson 1-0-0-0-0. **New Mexico** - C. Kelly 12-4-0-32-1; K. McKamey 9-4-1-25-1; M. Brunker 1-1-0-18-0; H. Baskett 1-1-0-46-0.


**RECEIVING (No-Yards-TD): Oregon State** - T. Euhus 7-121-0; M. Hass 6-88-1; S. Jackson 5-51-1; J. Newson 3-57; G. Gillett 3-25; J. Hawkins 1-19-1; J. Newton 1-15; D. Wright 1-10. **New Mexico** - D. Counter 2-63-1; M. Augustyniak 2-11; T. Thomas 2-3; H. Baskett 1-27-1; K. McKamey 1-18; Z. Cresap 1-3; D. Moore 1-(-4).

**INTERCEPTIONS: Oregon State** - S. Piscitelli 1. **New Mexico** - N. Speegle 1.

**FUMBLES (FF-FR): Oregon State** - C. Scott 0-1. **New Mexico** - S. Kincaid 0-1.

**SACKS (No-Yards): Oregon State** - C. Scott 1.5-19; B. Swancutt 1.5-10; D. Edwards 1.5-9; R. Seigler 0.5-4. **New Mexico** - D. Kegler 1.0-3.

**TACKLES (UA-A-Total): Oregon State** - T. Bray 5-2-7; K. Davidson 3-4-7; L. Turner 3-3-6; D. Edwards 1-5-6; C. Scott 3-2-5; R. Seigler 2-3-5; B. Swancutt 2-1-3; H. Whiten 2-1-3; K. Phelps 2-0-2; J. Lemma 1-1-2; J. Jean-Baptiste 1-1-2; J. Newson 1-1-2; B. Siegert 0-2-2; J. Pollard 0-2-2; M. Hass 1-0-1; A. Williams 1-0-1; M. Meeuwse 1-0-1; TEAM 1-0-1; B. Browner 1-0-1; J. Weldon 1-0-1; K. Ylioniemi 1-0-1; B. Scales 0-1-1; S. Anderson 0-1-1; D. Hall 0-1-1; A. Smith 0-1-1; R. Cole 0-1-1; S. Piscitelli 0-1-1. **New Mexico** - D. Gawronski 3-4-7; N. Speegle 2-5-7; B. Ratcliff 5-1-6; G. Fulbright 4-2-6; S. Wiley 4-2-6; J. Bazinet 3-3-6; B. Strother 1-5-6; D. Kegler 3-2-5; Z. Rupp 2-3-5; M. Parker 2-2-4; J. Malone 1-3-4; K. Walton 1-2-3; B. Payne 1-2-3; M. Mohoric 1-2-3; M. Lovato 0-3-3; S. Kincaid 0-2-2; T. Golden 0-2-2; A. Haynes 1-0-1; J. Paoli 1-0-1; H. Baskett 1-0-1; K. Coulter 1-0-1.



the game. Reserve quarterback Adam Rothenfluh finished the scoring with a 19-yard pass to Josh Hawkins.

The Beaver defense, led partly by Las Vegas natives Richard Seigler, Jonathan Pollard and Lawrence Turner, limited the Lobos to 127 yards of offense.

2003 LAS VEGAS BOWL ROSTER

Eric Anderson, LB  
Derek Anderson, QB  
Sir Henry Anderson, DT  
Zac Babb, OL  
Yvenson Bernard, TB  
Trent Bray, LB  
Brent Bridges, OG  
Matt Brock, C  
Brandon Browner, CB  
Darrick Bruns, LS  
Dallas Buck, S  
Gabe Button, TE  
Brandon Catanesa, DB  
Colt Charles, QB  
Brad Ching, WR  
Keller Christensen, LB  
Cole Clasen, WR  
Brandon Cobb, DB  
Curtis Coker, DT

Ryan Cole, RB  
D.J. Coote, CB  
Patrick Custer, LS  
John Dailey, PK  
Andy Darkins, LB  
Kevin Davidson, LB  
Matt Davis, OG  
Kyle DeVan, OL  
Derrick Doggett, LB  
Dwan Edwards, DT  
Tim Euhus, TE  
Kenny Farley, WR  
Sean Fong, DB  
Naymon Frank, DE  
Jason Fyda, OG  
Phil Ghilarducci, WR  
George Gillett, WR  
Ryan Gunderson, QB  
Jason Haas, OL

Dan Haines, TE  
Derek Hall, DT  
Mike Hass, WR  
Josh Hawkins, WR  
Jeremy Hoover, DB  
Jamaal Jackson, CB  
Steven Jackson, TB  
Jayson Jean-Baptiste, DE  
Danny Kalavi, WR  
Brian Kilkenny, OT  
Paul Kirwan, QB  
Adam Koets, OT  
Jeff Kruskamp, TE  
Seth Lacey, LB  
Gerard Lawson, CB  
Scott Lawson, WR  
Joe Lemma, DE  
Josh Linehan, OT  
Brandon Lockheart, OT

Pat Loney, TE  
David Lose, OG  
Jason Lowe, LB  
Kellen Marshall, CB  
Doug Meeuwse, LB  
John Millar, P  
James Newson, WR  
Joe Newton, TE  
Doug Nienhuis, OT  
Kelly Phelps, LB  
Sabby Piscitelli, SS  
Jonathan Pollard, LB  
Brandon Powers, WR  
Jake Pratt, OT  
Brandon Robinson, WR  
J.C. Ronnfeldt, OG  
Adam Rothenfluh, QB  
Dan Rothwell, DE  
Joe Rudolph, DE

Ryan Rufener, QB  
Kanan Sanchez, OG  
Brandon Scales, DE  
Brady Schalich, QB  
Roy Schuening, OG  
Chaz Scott, LB  
Chris Scott, DT  
Richard Seigler, LB  
Alexis Serna, PK  
Ben Siegert, DT  
Alvin Smith, DT  
Scott Smith, TE  
Olaniyi Sobomohin, TB  
Arcadius St. Laurent, WR  
Jon Strowbridge, P  
Bill Swancutt, DE  
Carl Tobey, P  
Lawrence Turner, SS  
Whitfield Usher, OG

Jeff Van Orsov, DE  
Jeremy Weldon, TE  
Anthony Wheat-Brown, DB  
Harvey Whiten, S  
Aric Williams, CB  
Justin Williams, CB  
Brent Wismer, PK  
Ross Wopat, PK  
Dwight Wright, TB  
Patrick Wu, OT  
Kirk Ylioniemi, PK



2002 — INSIGHT.COM BOWL — OREGON STATE VS. PITTSBURGH

PITTSBURGH  
OREGON STATE

38  
13

Bank One Ballpark  
Phoenix, Ariz. • Dec. 26, 2002

Weather — 46 degrees, Clear, Wind Calm

What a difference a half makes.

After heading to the locker room following the first half tied 10-10 with the No. 24 ranked Pittsburgh Panthers, things fell apart for Oregon State in the second half. The Beavers wound up dropping a 38-13 decision to Pitt at the Insight Bowl before 40,533 fans at Bank One Ballpark.

Despite the defeat, it was another very successful season for Oregon State. The Beavers made their third trip in four years to a bowl game and OSU finished the season with eight victories (8-5), which tied for the fourth most season wins in school history.

Pittsburgh opened the scoring by taking the opening kickoff and moving 69 yards in six plays to score when wide receiver Larry Fitzgerald made a diving finger tip reception of a 40-yard touchdown pass from Rod Rutherford with 11:50 left in the quarter. The Panther touchdown amounted to only the third offensive TD allowed by the Beavers' defense during the first quarter of play in the 2002 season.

Oregon State bounced right back with a quick touchdown of its own to quickly tie the contest. It took the Beavers less than two minutes to knot the score at 7-7. OSU moved 72 yards in only three plays. On a second-down play from the OSU 35-yard line, the Beavers' James Newson caught a quick pass from Derek Anderson and appeared to be tackled after about a 10-yard gain. Instead, Newson's knee did not go down and he broke free for a 65-yard TD run down the sideline to tie the game.

Neither team had a scoring threat again until the second quarter. On OSU's fourth possession of the game, the Beavers drove from their own 10 to Pitt's 32 where the drive stalled. Kirk Ylioniemi then booted a 50-yard field goal to give OSU a 10-7 lead with 7:56 left in the half. For Ylioniemi, the 50-yard field goal matched his career long successful kick.

It appeared OSU would take its 10-7 lead to the locker room, but a great play by Pitt's special teams of downing a punt on OSU's 3-yard line led to an eventual field goal. Unable to move away from the goal line, the Beavers' Carl Tobey punted from the end zone and Pitt got the ball at OSU's 32-yard line with 1:07 to play. Pitt reached OSU's 27-yard line and David Abdul booted a 45-yard field goal as time ran out in the first half.

Pitt's Tez Morris intercepted an Anderson pass during OSU's first possession of the second half and returned the pick 37 yards to the OSU 23-yard line to change the entire momentum of the game. It was the only interception thrown by Anderson. Three plays later Rutherford scored on a 1-yard run for a 17-10 Panther lead.

The backbreaker for OSU came later in the third

SCORING SUMMARY

	1	2	3	4	-	F
PITTSBURGH	7	3	14	14	-	38
OREGON STATE	7	3	3	0	-	13

1st Quarter

11:50 **PITT** Fitzgerald 40-yard pass from Rutherford (Abdul kick), 6-69 3:10  
09:54 **OSU** Newson 65-yard pass from Anderson (Ylioniemi kick), 3-72 1:56

2nd Quarter

07:56 **OSU** Ylioniemi 50-yard field goal, 10-58 3:53  
00:00 **PITT** Abdul 45-yard field goal, 7-5 1:07

3rd Quarter

12:08 **PITT** Rutherford 1-yard run (Abdul kick), 2-23 0:26  
03:26 **PITT** Robinson 66-yard punt return (Abdul kick)  
00:36 **OSU** Ylioniemi 31-yard field goal, 10-56 2:50

4th Quarter

05:38 **PITT** Miree 7-yard run (Abdul kick), 7-44 2:50  
03:02 **PITT** Palko 8-yard run (Abdul kick), 4-18 2:11

Attendance: 40,533

TEAM STATISTICS

	OSU	PITT
First Downs	20	21
Rushing	3	10
Passing	16	7
Penalty	1	4
Net Rushing	70	117
Net Passing	319	183
Pass Attempts	45	26
Pass Comp.	21	13
Pass INT	1	0
Offensive Plays	77	67
Net Yards	327	300
Fumbles-Lost	2-1	0-0
Penalties-Yards	9-90	7-55
Punts-Yards	6-241	7-287
Punt Returns-Yards	4-26	4-83
Kickoff Returns-Yards	6-152	4-61
Possession Time	29:40	30:20
3rd Down Conversions	8-18	5-13
4th Down Conversions	0-2	0-0
Sacks by - Yards	5-38	3-19

INDIVIDUAL STATISTICS

**RUSHING (Att-Yards-TD): Oregon State** - S. Jackson 19-34; D. Wright 7-22; D. Anderson 6(-48). **Pittsburgh** - B. Miree 20-113-1; L. Polite 3-11; T. Palko 1-8; J. Walker 2-2; TEAM 2(-1); T. Murphy 1(-2); R. Rutherford 12(-14).

**PASSING (Att-Comp-Int-Yards-TD): Oregon State** - D. Anderson 45-21-1-319-1. **Pittsburgh** - R. Rutherford 26-13-0-183-1.

**RECEIVING (No-Yards-TD): Oregon State** - J. Newson 10-65-1; T. Euhus 3-72; C. Clasen 2-29; S. Kintner 2-25; S. Jackson 2-14; K. Farley 2-14. **Pittsburgh** - L. Fitzgerald 5-88-1; L. Slade 3-36; B. Miree 2-35; M. Furman 2-17; K. Wilson 1-7.

**INTERCEPTIONS: Oregon State** - None. **Pittsburgh** - T. Morris 1.

**FUMBLES (FF-FR): Oregon State** - None. **Pittsburgh** - C. Humphries 1-0; B. Guzek 0-1.

**SACKS (No-Yards): Oregon State** - N. Happe 2.0-11; B. Swancutt 1.5-13; N. Barnett 1.0-9; E. Manning 0.5-5. **Pittsburgh** - C. Harriott 2.0-16; V. Crochunis 0.5-2; B. Guzek 0.5-1.


**TACKLES (UA-A-Total): Oregon State** - N. Happe 3-6-9; N. Barnett 2-7-9; E. Manning 2-6-8; M. Meeuwssen 2-5-7; E. Tuma 0-7-7; D. Edwards 1-5-6; T. Roberts 3-2-5; R. Seigler 2-3-5; B. Swancutt 1-4-5; J. Lee 2-1-3; D. Weathersby 2-1-3; L. Turner 1-2-3; C. Carlyle 2-0-2; T. Bray 1-1-2; T. Euhus 1-0-1; B. Catanese 1-0-1; J. Pollard 1-0-1; P. Loney 0-1-1; C. Scott 0-1-1; S. Lacey 0-1-1; R. Kanekeberg 0-1-1. **Pittsburgh** - T. Cox 7-1-8; L. Moore 3-5-8; G. Hayes 3-5-8; B. Guzek 0-7-7; C. Harriott 5-1-6; C. Humphries 2-4-6; S. Robinson 4-1-5; T. Morris 2-3-5; V. Crochunis 2-2-4; B. Beinecke 2-2-4; G. Urschler 1-3-4; T. Gilliard 1-3-4; W. Ferguson 2-0-2; S. Spencer 1-1-2; T. Gray 1-1-2; T. Smith 0-2-2; M. Pinder 0-2-2; D. Stephens 1-0-1; J. Holthaus 0-1-1; S. McCurley 0-1-1; J. Horne 0-1-1.

quarter when the Panthers' Shawn Robinson returned a punt 66 yards for a touchdown to give Pitt a 24-10 lead with 3:26 remaining in the period.

The Beavers had a good chance to get back into the game on their next possession. OSU moved from its own 30 to the Pitt 7-yard line for first and goal. However, Anderson got sacked on first down (loss of 7 yards) and the Beavers were held to a 31-yard field goal by Ylioniemi. The field goal by Ylioniemi was his 15th consecutive successful boot of the season, which tied the OSU career record.

Pittsburgh added a pair of touchdowns in the fourth quarter when the Beavers gave the Panthers great field position as a result of failing on a fourth down attempt and a fumble.

One huge problem for OSU in the game was its inability to establish the run. Steven Jackson entered the game as the nation's No. 4 leading rusher and the Beavers' season record holder, but he finished the game with only 34 yards.



2002 INSIGHT.COM BOWL ROSTER

Derek Anderson, QB  
Nick Barnett, LB  
Jayson Boyd, WR  
Trent Bray, LB  
Nate Brentano, WR  
Matt Brock, C  
Travis Brown, WR  
Calvin Carlyle, CB  
Brandon Catanese, FS  
Ryan Casca, PK  
Cole Clasen, WR  
Matt Davis, OG  
Dwan Edwards, DT  
Tim Euhus, TE  
Kenny Farley, WR  
Josh Farrell, TB  
Peter Gregg, DE  
Noah Happe, DE  
Mike Hass, WR

Jamaal Jackson, CB  
Jermaine Jackson, TE  
Steven Jackson, TB  
Shamon Jamerson, CB  
Jayson Jean-Baptiste, DE  
Riley Jenkins, TB  
Ryan Kanekeberg, LB  
Brian Kilkenny, DT  
Shawn Kintner, WR  
Mike Kuykendall, OG  
Seth Lacey, LB  
James Lee, DT  
Pat Loney, TE  
David Lose, OG  
Jason Lowe, LB  
Eric Manning, DT  
Mitch Meeuwssen, FS  
Dustin Murray, SS  
James Newson, WR

Doug Nienhuis, DT  
Jonathan Pollard, LB  
Terrell Roberts, CB  
Tyler Ross, TE  
Adam Rothenfluh, QB  
Kanan Sanchez, OG  
Chaz Scott, LB  
Richard Seigler, LB  
Bill Swancutt, DE  
Carl Tobey, P  
Seth Trimmer, WR  
Erik Tuma, LB  
Lawrence Turner, SS  
Dennis Weathersby, CB  
Jeremy Weldon, DT  
Aric Williams, CB  
Dwight Wright, TB  
Kirk Ylioniemi, PK





2001 ('00 SEASON) — FIESTA BOWL — OREGON STATE VS. NOTRE DAME

OREGON STATE  
NOTRE DAME

41  
9

Sun Devil Stadium  
Tempe, Ariz. • Jan. 1, 2001

Weather — 63 degrees, Clear, W-5 (West)

Oregon State played its best and most complete football game of the season in routing No. 10 Notre Dame 41-9 in the 30th annual Tostitos Fiesta Bowl in the Beavers' first-ever appearance in a BCS Bowl.

Oregon State totally dominated the Irish from the opening kickoff. The Beavers led only 12-3 at halftime and Notre Dame was fortunate the margin wasn't larger as OSU rolled up 278 yards in the first half, including 246 through the air, to 98 for the Irish.

The Beavers scored on three of their four possessions in the first half. On the one possession OSU did not score, the Beavers drove 83 yards in nine plays, only to be stopped on fourth down at the Notre Dame 1-yard line. Patrick McCall was thrown for a 4-yard loss on fourth down as OSU was attempting to stretch its 6-0 lead. As it was, the Beavers took only four plays to score on their next possession, which started at their 10-yard line. After a 14-yard pass to T.J. Houshmandzadeh and a 2-yard run by Ken Simonton, Jonathan Smith connected on a 74-yard TD pass to Chad Johnson boosting OSU's lead to 12-0.

Notre Dame had generated only eight yards in total offense on six offensive plays in the first quarter, a quarter dominated by the aggressive Beaver defense.

It took a major mistake by OSU for Notre Dame to avoid being shut out in the first half. The Beavers had the Irish pinned on their own 2-yard line facing a third down-and-31 situation. OSU forced an incomplete pass, but the Beavers' Calvin Carlyle was flagged for a late hit on the play and the 15-yard personal foul carried an automatic first down. The Irish took advantage of the break and marched to OSU's 12-yard line before kicking a 29-yard field goal as time expired in the first half.

The third quarter will be remembered forever by Beaver fans, as OSU pummeled Notre Dame with a 29-point blitzkrieg. It all started innocently enough as the Irish forced the Beavers to punt for the first time in the contest after holding OSU on the opening series. The floodgates opened after that. In the span of eight minutes the Beavers accounted for 29 points.

On Notre Dame's first possession of the second half, Darnell Robinson sacked Irish quarterback Matt LoVecchio on second down and forced a fumble in the process. Two plays later Smith connected on a 23-yard TD pass to Houshmandzadeh. Next came a bizarre punt return for a TD as Houshmandzadeh returned a Notre Dame punt from OSU's 27, was hit at the 50 and fumbled, only

SCORING SUMMARY

	1	2	3	4	-	F
OREGON STATE	3	9	29	0	-	41
NOTRE DAME	0	3	0	6	-	9

**1st Quarter**

07:27 **OSU** Cesca 32-yard field goal, 11-59 5:32

**2nd Quarter**

14:55 **OSU** Cesca 29-yard field goal, 12-50 5:08  
 04:18 **OSU** Johnson 74-yard pass from Smith (Cesca kick), 4-90 1:08  
 00:00 **ND** Setta 29-yard field goal, 15-65 4:18

**3rd Quarter**

12:04 **OSU** Houshmandzadeh 23-yard pass from Smith (Cesca kick), 2-26 0:45  
 09:08 **OSU** Roberts 45-yard punt return (Prescott pass)  
 07:02 **OSU** Johnson 4-yard pass from Smith (Cesca kick), 4-22 0:58  
 04:54 **OSU** Simonton 4-yard run (Cesca kick), 4-55 1:31

**4th Quarter**

06:07 **ND** Fisher 1-yard run (LoVecchio rush failed), 12-57 5:10

Attendance: 75,428

TEAM STATISTICS

	OSU	ND
First Downs	20	18
Rushing	7	5
Passing	12	7
Penalty	1	6
Net Rushing	156	17
Net Passing	319	138
Pass Attempts	25	33
Pass Comp.	17	13
Pass INT	0	2
Offensive Plays	64	70
Net Yards	446	155
Fumbles-Lost	3-1	2-1
Penalties-Yards	18-174	7-42
Punts-Yards	3-117	6-249
Punt Returns-Yards	4-106	2-(-1)
Kickoff Returns-Yards	1-12	6-146
Possession Time	29:47	30:13
3rd Down Conversions	5-13	4-15
4th Down Conversions	1-2	0-2
Sacks by - Yards	5-42	3-15

INDIVIDUAL STATISTICS

**RUSHING (Att-Yards-TD): Oregon State** - K. Simonton 18-85-1; A. Battle 8-32; P. McCall 10-25; N. Stremick 1-(-2); J. Smith 2-(-13). **Notre Dame** - J. Jones 13-30; T. Howard 8-28; T. Fisher 5-9-1; T. Lopienski 1-0; J. Getherall 1-(-1); M. LoVecchio 9-(-49).

**PASSING (Att-Comp-Int-Yards-TD): Oregon State** - J. Smith 24-16-0-305-3; N. Stremick 1-1-0-14-0. **Notre Dame** - M. LoVecchio 33-13-2-138-0.


**RECEIVING (No-Yards-TD): Oregon State** - T. Houshmandzadeh 6-74-1; C. Johnson 4-93-2; M. Maurer 3-82; R. Prescott 2-41; P. McCall 1-15; T. Moala 1-14. **Notre Dame** - D. Givens 4-23; J. Hunter 3-57; D. O'Leary 2-36; T. Fisher 2-2; J. Getherall 1-10; J. Jones 1-10.

**INTERCEPTIONS: Oregon State** - K. Heyward-Johnson 1; D. Robinson 1. **Notre Dame** - None.

**FUMBLES (FF-FR): Oregon State** - D. Robinson 1-0; E. Manning 0-1. **Notre Dame** - R. Boiman 2-0; A. Denman 1-0; J. Beckstrom 0-1.

**SACKS (No-Yards): Oregon State** - L. Jackson 2.0-14; R. Atkinson 1.0-11; D. Robinson 1.0-9; D. Grant 1.0-8; E. Manning 1.0-6. **Notre Dame** - A. Wisne 1.0-7; R. Boiman 1.0-6; D. Dykes 1.0-2.

**TACKLES (UA-A-Total): Oregon State** - J. Allen 7-0-7; D. Robinson 4-3-7; T. Carroll 3-4-7; R. Seigler 3-1-4; B. Marthaller 2-2-4; D. Grant 3-0-3; T. Moala 2-1-3; R. Atkinson 2-1-3; L. Jackson 2-1-3; D. Edwards 1-2-3; E. Manning 2-0-2; N. Barnett 2-0-2; J. Newson 1-1-2; E. Tuma 1-1-2; J. Cookus 1-1-2; C. Carlyle 1-1-2; K. Rosselle 1-0-1; N. Happe 1-0-1; C. O'Neal 1-0-1; R. Walker 1-0-1; J. Jacobs 1-0-1; K. Heyward-Johnson 1-0-1; N. Stremick 1-0-1; B. Tulikihihifo 0-1-1; G. Brown-Davis 0-1-1; S. O'Reilly 0-1-1; D. Weathersby 0-1-1; T. Roberts 0-1-1. **Notre Dame** - A. Denman 5-4-9; R. Boiman 5-4-9; T. Driver 4-3-7; R. Roberts 0-5-5; R. Israel 2-2-4; P. Ryan 2-2-4; T. Harrison 1-3-4; C. Jefferson 3-0-3; A. Wisne 2-1-3; G. Earl 2-1-3; B. Williams 2-0-2; S. Walton 2-0-2; G. Sapp 2-0-2; L. Legree 1-1-2; J. Beckstrom 1-1-2; J. Smith 1-1-2; J. Getherall 1-0-1; A. Weaver 1-0-1; D. Campbell 1-0-1; D. Dykes 1-0-1; V. Duff 1-0-1; C. Hilliard 0-1-1; C. Watson 0-1-1.



to have teammate Terrell Roberts field the ball in the air and race 45 yards for a TD. Smith passed 4-yards to Johnson for another score and Simonton, who had 85 yards rushing on 18 carries, scored the final Beaver TD on a 4-yard run.

Smith was named the Offensive Player of the Game after completing 16 of 24 passes for 305 yards and 3 touchdowns. Robinson was named the Defensive Player of the Game after recording seven tackles, a sack, two tackles for loss, a pass breakup and a pass interception.

2001 FIESTA BOWL ROSTER

Junior Adams, WR	Robbie Enghusen, OT	LaDairis Jackson, DE	Patrick McCall, TB	Adam Rothenfluh, QB	Erik Tuma, LB
James Allen, LB	Tim Euhus, TE	Jason Jacobs, FS	Tyler McClaughey, OG	Dan Rothwell, DE	Casey Waletich, LB
Ryan Atkinson, DT	Mike Fessler, P	Shamon Jamerson, CB	Mitch Meeuwssen, SS	Kanan Sanchez, OG	Ricky Walker, CB
Nick Barnett, LB	Steve Frketch, OG	Dustin Janz, OL	Tevita Moala, LB	Vincent Sandogal, OT	Mark Walsh, TE
Antonio Battle, TB	Samuel Gage, CB	Riley Jenkins, WR	Eric Mobley, FS	Luke Scott, DB	Dennis Weathersby, CB
Nate Brentano, WR	Brad Gerry, DB	Bennie Johnson, TE	Ron Monteilh, WR	Richard Seigler, MLB	Mike White, PK
Matt Brock, C	Chris Gibson, C	Chad Johnson, WR	Tim Murdick, LB	Ken Simonton, TB	Mitch White, OT
Greg Brown-Davis, LB	George Gillett, WR	Greg Jones, LB	James Newson, WR	Jonathan Smith, QB	Aric Williams, CB
Turner Byrd, WR	DeLawrence Grant, DE	Ryan Kanekeberg, QB	Doug Nienhuis, OT	Paul Soto, DL	Aaron Wright, SS
Calvin Carlyle, FS	Terrance Gray, CB	Colin Kealoha, OL	Charles O'Neal, OT	Matt Stanwood, PK	Dwight Wright, TB
Terrence Carroll, SS	Peter Gregg, DL	Brian Kilkenny, OT	Sefa O'Reilly, DE	Nick Stremick, QB	Kirk Yliniemi, PK
Ryan Cesca, PK	Jason Haas, C	Shawn Kintner, WR	Mike Payton, WR	Robert Sykes, OG	
Jake Cookus, SS	Jarvez Hall, OL	Mike Kuykendall, OT	Ryan Petersen, WR	Johan Thomas, CB	
Jared Cornell, OG	Noah Happe, LB	Seth Lacey, LB	Jonathan Pollard, LB	Tyler Thomas, QB	
Paul Davidian, OG	Mike Havens, DL	Pat Loney, TE	Robert Prescott, WR	Carl Tobey, P	
Lee Davis, OT	Keith Heyward-Johnson, CB	David Lose, DT	Terrell Roberts, SS	Daniel Torres, DT	
Matt Davis, OG	Aaron Hill, WR	Eric Manning, DT	Darnell Robinson, LB	Sanders Trent, WR	
Keith DiDomenico, OG	Shayne House, QB	Robert Marthaller, SS	Tyler Ross, TE	Seth Trimmer, WR	
Dwan Edwards, DT	T.J. Houshmandzadeh, WR	Marty Maurer, TE	Kyle Rosselle, DE	Brian Tulikihihifo, DE	



1999 — O'AHU BOWL — OREGON STATE VS. HAWAII

HAWAII  
OREGON STATE

23  
17

Aloha Stadium  
Honolulu, Hawaii • Dec. 24, 1999

Weather — 79 degrees, Fair, W-15-25 (South-Southwest)

Oregon State fans invaded the Islands in mass as the program made its first bowl appearance since January of 1965. The Beavers had the unenviable chore of playing the University of Hawaii Rainbow Warriors in the O'ahu Bowl at UH's home field — Aloha Stadium.

Oregon State looked like it was on its way to its first post-season victory since the 1962 Liberty Bowl, when it took its first possession 79 yards in 10 plays to score on Ken Simonton's 1-yard run with 8:23 left in the opening quarter. He rushed for 30 yards on OSU's first play from scrimmage and accounted for 40 yards on the first TD drive.

OSU got a big break late in the first period and didn't capitalize on the opportunity, which might have been one of the big plays of the game. OSU had to punt on its second possession and UH's Avion Weaver fumbled after a hit by Terrence Carroll, who also recovered the ball at the Hawaii 14-yard line. The Beavers were unable to move the ball and Ryan Cesca's 42-yard field goal sailed right, seemingly giving Hawaii new confidence.

Hawaii took advantage of OSU's only turnover of the game to get on the scoreboard. Jonathan Smith fumbled a snap from center at the Beavers' 24 yard line. The Rainbows were stopped at the 8-yard line and settled for a 26-yard field goal by Eric Hannum. Hawaii tried an onside kick following the field goal, but the Beavers recovered for great field position at the Hawaii 49.

Once again, Cesca missed on a field goal attempt from 31 yards out. The Warriors took over on their own 20 and put together their only long drive of the game, moving 80 yards in eight plays to score on a 9-yard pass from Dan Robinson to Channon Harris, putting Hawaii up 10-7. OSU tied the contest on the final play of the first half, a 37-yard field goal by Cesca, following an interception by Calvin Carlyle.

Hawaii scored 10 points in the third quarter and the Beavers were held scoreless as they could not sustain a drive. The Rainbows moved out to a 23-10 lead with 2:58 left in the game on a 35-yard field goal by Hannum and appeared to have the game locked up at that point. However, OSU's offense finally caught fire and Smith moved the Beavers 81 yards in 10 plays in only 1:31 elapsed time as Simonton scored on a 13-yard draw play to narrow the margin to 23-17.

Then, the biggest play of the game occurred following the Beaver touchdown. OSU executed an onside kick and Roddy Tompkins recovered at the Hawaii 48. But, an official threw a flag indicating the Beavers had not lined up properly and voided the recovery. The next onside kick went out of bounds and Hawaii was able to run out the remaining 1:27.

Simonton was named OSU's outstanding player

SCORING SUMMARY

	1	2	3	4	-	F
HAWAII	0	10	10	3	-	23
OREGON STATE	7	3	0	7	-	17

1st Quarter

08:08 OSU Simonton 1-yard run (Cesca kick), 10-79 4:59

2nd Quarter

12:40 UH Hannum 26-yard field goal, 6-16 2:05

06:05 UH Harris 9-yard pass from Robinson (Hannum kick), 8-80 3:19

00:00 OSU Cesca 37-yard field goal, 5-33 0:36

3rd Quarter

08:30 UH Harris 30-yard pass from Robinson (Hannum kick), 6-70 3:32

02:10 UH Hannum 22-yard field goal, 9-54 3:46

4th Quarter

02:58 UH Hannum 35-yard field goal, 10-35 4:31

01:27 OSU Simonton 13-yard run (Cesca kick), 10-81 1:31

Attendance: 40,974

TEAM STATISTICS

	OSU	UH
First Downs	24	21
Rushing	12	5
Passing	12	11
Penalty	0	5
Net Rushing	209	83
Net Passing	269	266
Pass Attempts	40	40
Pass Comp.	19	23
Pass INT	0	1
Offensive Plays	75	64
Net Yards	438	349
Fumbles-Lost	3-1	3-1
Penalties-Yards	14-138	9-88
Punts-Yards	6-216	4-163
Punt Returns-Yards	3-2	4-25
Kickoff Returns-Yards	6-79	1-18
Possession Time	31:09	28:51
3rd Down Conversions	6-16	5-14
4th Down Conversions	1-1	0-1
Sacks by - Yards	0-0	6-30

INDIVIDUAL STATISTICS

**RUSHING (Att-Yards-TD): Oregon State** - K. Simonton 18-157-2; A. Battle 6-19; J. Smith 11(-)-7. **Hawaii** - A. Weaver 18-85; A. Thompson 1-3; C. Stutzmann 2-2; D. Robinson 3(-)-6.

**PASSING (Att-Comp-Int-Yards-TD): Oregon State** - J. Smith 40-19-0-269-0. **Hawaii** - D. Robinson 40-23-1-266-2.

**RECEIVING (No-Yards-TD): Oregon State** - I. Percoats 5-67; R. Prescott 4-61; K. Simonton 3-25; T. Houshmandzadeh 2-53; S. Kintner 2-27; M. Maurer 1-16; M. Jones 1-14; R. Tompkins 1-6. **Hawaii** - C. Harris 5-81-2; A. Weaver 5-65; C. Stutzmann 4-50; A. Lelie 4-43; D. Carter 4-29; D. Carter 1(-)-2).


**INTERCEPTIONS: Oregon State** - C. Carlyle 1. **Hawaii** - None.

**FUMBLES (FF-FR): Oregon State** - T. Carroll 1-1; D. Robinson 1-0. **Hawaii** - S. Butts 1-0; T. Tuoti 0-1.

**SACKS (No-Yards): Oregon State** - None. **Hawaii** - L. Fuga 1-0-7; D. Sims 1-0-6; M. Iosua 1-0-5; TEAM 1-0-5; J. Ulbrich 1-0-4; M. Paul 1-0-3.

**TACKLES (UA-A-Total): Oregon State** - C. Carlyle 6-2-8; T. Carroll 5-1-6; D. Robinson 5-0-5; K. Heyward-Johnson 4-0-4; L. Jackson 3-0-3; S. Ball 3-0-3; A. Wells 3-0-3; J. Allen 2-1-3; J. Jackson 1-2-3; T. Talataina 1-1-2; D. Grant 1-1-2; R. Walker 1-0-1; S. Jamerson 1-0-1; T. Moala 1-0-1; N. Barnett 1-0-1; I. White 1-0-1; J. Cookus 1-0-1; M. Moore 1-0-1; S. Gage 1-0-1. **Hawaii** - J. Ulbrich 7-2-9; D. Miller 5-2-7; S. Tucker 6-0-6; M. Iosua 4-1-5; N. Jackson 4-1-5; Q. LeJay 4-0-4; F. Armstrong 3-0-3; A. Smith 3-0-3; B. Espinoza 2-0-2; L. Fuga 2-0-2; M. Paul 2-0-2; Y. Warren 1-1-2; C. Riccardi 1-1-2; P. Austin 1-1-2; S. Butts 1-1-2; J. Correia 1-0-1; TEAM 1-0-1; D. Sims 1-0-1; L. Williams 1-0-1; C. Garnier 1-0-1; J. Fenderson 1-0-1; T. Tuoti 0-1-1.

of the game after rushing for 157 yards, scoring two touchdowns and accounting for 182 all-purpose yards.



1999 O'AHU BOWL ROSTER

Junior Adams, WR  
James Allen, LB  
Ryan Atkinson, DE  
Clint Autry, CB  
Shawn Ball, DT  
Nick Barnett, SS  
Antonio Battle, RB  
Brandon Boice, LB  
Nate Brentano, WR  
Greg Brown-Davis, LB  
Terrance Bryant, QB  
Turner Byrd, WR  
Calvin Carlyle, SS  
Terrance Carroll, FS  
Ryan Cesca, PK  
Mark Christensen, OG  
Jake Cookus, SS  
Rory Cordial, QB  
Jared Cornell, OL

Paul Davidian, OL  
Matt Davis, OG  
Keith DiDomenico, C  
Dwan Edwards, DE  
Robbie Enghusen, OT  
Tim Euhus, TE  
Mike Fessler, P  
Steve Fkretich, OG  
Samuel Gage, SS  
Chris Gibson, OL  
DeLawrence Grant, DE  
Terrance Gray, CB  
Peter Gregg, LB  
Todd Grusmeyer, WR  
Hashim Hall, TB  
Noah Happe, DL  
Jason Haas, OL  
Keith Heyward-Johnson, CB  
Aaron Hill, WR

Shayne House, QB  
T.J. Houshmandzadeh, WR  
Jonathan Jackson, LB  
LaDairis Jackson, DE  
Jason Jacobs, FS  
Shamon Jamerson, CB  
Dustin Janz, OL  
Bennie Johnson, TE  
Monjiero Jones, WR  
Colin Kealoha, OL  
Brian Kilkenny, OL  
Shawn Kintner, WR  
Aaron Koch, OG  
Mike Kuykendall, OT  
David Lose, DT  
Paul Luoma, DT  
Eric Manning, DT  
Robert Marthaller, FS  
Martin Maurer, TE

Patrick McCall, TB  
Tyler McClaughey, OL  
Tevita Moala, LB  
Eric Mobley, TB  
Micah Moore, LB  
Matt Moore, DL  
Tim Murdick, LB  
James Newson, WR  
Charles O'Neal, DT  
Sefa O'Reilly, LB  
Imani Percoats, WR  
Greg Petty, TE  
Robert Prescott, WR  
Jarrod Reed, OL  
Terrell Roberts, CB  
Darnell Robinson, LB  
Tyler Ross, TE  
Kyle Rosselle, DE  
Dan Rothwell, DT

Vincent Sandoval, OL  
Richard Seigler, LB  
Richard Shepherd, PK  
Ken Simonton, TB  
Jonathan Smith, QB  
Matt Smith, DB  
Chad Sorenson, WR  
Matt Stanwood, PK  
Nick Stremick, QB  
David Swopes, TB  
Robert Sykes, OL  
Toalei Talataina, DE  
Robert Theus, OG  
Tyler Thomas, QB  
Carl Tobey, P  
Roddy Tompkins, WR  
Daniel Torres, DE  
Seth Trimmer, WR  
Brian Tulikihihifo, DT

Erik Tuma, LB  
Casey Waleitch, LB  
Ricky Walker, CB  
Mark Walsh, TE  
Dennis Weathersby, CB  
Aaron Wells, DT  
Isaac White, LB  
Jason White, OT  
Mike White, PK  
Mitch White, OT  
Aaron Wright, FS





# 1965 ('64 SEASON) – ROSE BOWL – OREGON STATE VS. MICHIGAN

**MICHIGAN**  
**OREGON STATE**

**34**  
**7**

**Rose Bowl**  
Pasadena, Calif. • Jan. 1, 1965

Despite this visual evidence to the contrary, the Rose Bowl can be anything but a bed of roses. Oregon State found that out on January 1, 1965, losing to Michigan 34-7. The No. 8-ranked Beavers had gone into the game as 11-point underdogs to the No. 4-ranked Wolverines, but OSU did go into the game with some optimism.

Early on, Oregon State looked like it might pull off a stunner. After a scoreless first quarter, the Beavers took a 7-0 lead on a Doug McDougal 5-yard pass from Paul Brothers, but Michigan led 12-7 at halftime and the lead would grow.

Leading up to the game, there was controversy. When OSU and Oregon rejoined the Athletic Association of Western Universities for the 1964 season, schools didn't have time to juggle their schedules for a full round-robin slate of conference games. The Beavers and USC both finished with 3-1 records in league play, the selection of the Rose Bowl representative was left up to a vote of the conference's faculty athletic representatives; OSU had an 8-2 overall mark to USC's 7-3. The decision didn't sit well with many in and around Los Angeles and the Beavers took quite a bit of grief from the press and public during their visit.

Oregon State head coach Tommy Prothro left the school shortly after the game to become the head coach at UCLA.

## SCORING SUMMARY

	1	2	3	4	-	F
<b>MICHIGAN</b>	0	12	15	7	-	<b>34</b>
<b>OREGON STATE</b>	0	7	0	0	-	<b>7</b>

### 2nd Quarter

- OSU** McDougal 5-yard pass from Brothers (Clark kick)
- UM** Anthony 84-yard run (Sygar kick failed)
- UM** Ward 43-yard run (pass failed)

### 3rd Quarter

- UM** Anthony 1-yard run (Timberlake run)
- UM** Anthony 7-yard run (Timberlake run)

### 4th Quarter

- UM** Timberlake 24-yard run (Sygar kick)

Attendance: 100,423

## INDIVIDUAL STATISTICS

**RUSHING (Att-Yards-TD): Oregon State** - C. Shaw 4-28; C. Watkins 8-24; B. Washington 3-15; G. Queen 4-0; P. Brothers 12-(-3). **Michigan** - M. Anthony 13-123-3; C. Ward 10-88-1; B. Timberlake 12-57-1; D. Fisher 5-30; J. Detwiler 5-16; R. Sygar 1-8; L. Lee 1-5; R. Wells 1-3; R. Volk 1-1; W. Gabier 1-1; B. Dehlin 1-0.

**PASSING (Att-Comp-Int-Yards-TD): Oregon State** - P. Brothers 17-9-0-89-1; G. Queen 16-10-0-9-0. **Michigan** - B. Timberlake 10-7-0-77-0; F. Evashevski 1-1-0-6-0.

**RECEIVING (No-Yards-TD): Oregon State** - D. Moreland 4-29; C. Watkins 3-43; B. Grim 3-42; S. Miller 3-21; L. Frketch 2-23; C. Shaw 1-8; D. McDougal 1-5; M. Sullivan 1-5; M. Crowston 1-2. **Michigan** - J. Henderson 4-34; J. Detwiler 1-30; B. Farabee 1-8; C. Kirby 1-6; M. Anthony 1-5.



## OSU LINEUP

### OFFENSE

- LE Bob Grim, Scott Miller
- LT Bill Stellmacher, Ken Brusven
- LG Warren Cole, Norm Winton, Joe Heacock
- C Hoyt Keeney, Rockne Freitas, Doug Suckling
- RG Al Funston, Jerry Neil
- RT Rich Koeper, Jim Wilkin
- TE Doug McDougal, Len Frketch, Tom Coccione, Mike Sullivan
- QB Paul Brothers, Gordon Queen
- LH Cliff Watkins, Charlie Shaw, Marv Crowston
- RH Olvin Moreland
- FB Booker Washington
- K Steve Clark

### DEFENSE

- LE Greg Hartman, Thurman Bell
- LT Dennis Rozario, Ron Aarts
- DG Dave Gould
- DG Doug John
- RT George Carr
- RE Al East
- LB Jack O'Billovich
- LB Dick Ruhl
- LHB Tom Osmer
- S Dan Espalin
- RHB Jim Smith

### COACHING STAFF

- Head Coach Tommy Prothro, Bob Zelinka, Ron Siegrist, Bobb McKittrick, Joe Francis, John Cooper, Jerry Long

## 1965 ROSE BOWL ROSTER

- Ron Aarts, tackle, Riverside, Calif., 6-4, 206
- Thurman Bell, end, Fresno, Calif., 6-0, 182
- Paul Brothers, back, Roseburg, 6-1, 181
- Ken Brusven, tackle, Redwood City, Calif., 6-3, 223
- George Carr, tackle, Los Angeles, Calif., 6-2, 198
- Steve Clark, kicker, Springfield, 6-2, 210
- Tom Coccione, end, Kirkland, Wash., 6-0, 175
- Warren Cole, guard, Stockton, Calif., 6-1, 207
- Marv Crowston, back, Vernonia, 6-0, 179
- Al East, end, Portland, 5-10, 181
- Dan Espalin, back, Wilmington, Calif., 5-9, 173
- Rockne Freitas, center, Honolulu, Hawaii, 6-6, 259
- Len Frketch, end, Chino, Calif., 6-3, 212
- Al Funston, guard, Medford, 5-8, 179
- Jim Godfrey, linebacker, Portland, 6-3, 196
- Dave Gould, guard, North Bend, 6-0, 215
- Bobby Grim, end, Red Bluff, Calif., 6-0, 176
- Greg Hartman, end, Independence, 6-1, 178
- Joel Heacock, guard, Springfield, 6-1, 188

- Doug John, guard, Roseburg, 6-2, 236
- Hoyt Keeney, center, Portland, 6-2, 202
- Rich Koeper, tackle, Redwood City, Calif., 6-4, 246
- Russ Kuhns, linebacker, Aberdeen, Wash., 5-10, 200
- Doug McDougal, end, Portland, 6-4, 222
- Scott Miller, end, Kelso, Wash., 6-4, 205
- Olvin Moreland, end, Los Angeles, Calif., 5-10, 180
- Jerry Neil, guard, Sacramento, Calif., 6-2, 200
- Jack O'Billovich, linebacker, Butte, Mont., 6-0, 210
- Tim Osmer, back, San Jose, Calif., 6-1, 175
- Pete Pifer, back, Ridgecrest, Calif., 5-10, 206
- Gordon Queen, back, Richmond, Calif., 6-1, 185
- Dennis Rozario, tackle, Hayward, Calif., 6-0, 204
- Dick Ruhl, linebacker, Heppner, 6-1, 203
- Lew Scott, end, West Conshohocken, Pa., 5-11, 159
- Charlie Shaw, back, Santa Ana, Calif., 6-0, 198
- Dan Sleg, back, Medford, 5-8, 175
- Jim Smith, back, Sacramento, Calif., 6-0, 167
- Bill Stellmacher, tackle, Albany, 6-0, 222

- Doug Suckling, center, Vancouver, Wash., 6-2, 206
- Mike Sullivan, end, Kennewick, Wash., 6-4, 207
- Wayne Valley, guard, San Leandro, Calif., 6-4, 238
- Booker Washington, back, Los Angeles, Calif., 5-10, 193
- Cliff Watkins, back, Modesto, Calif., 5-10, 185
- Jim Wilkin, tackle, Red Bluff, Calif., 6-0, 220
- Norm Winton, guard, Vancouver, B.C., 6-3, 235



1962 — LIBERTY BOWL — OREGON STATE VS. VILLANOVA

OREGON STATE  
VILLANOVA

6  
0

Philadelphia Stadium  
Philadelphia, Pa. • Dec. 15, 1962

With the temperature 17 degrees at kickoff, only 17,048 fans made their way to the enormous arena on the south side to see the No. 17-ranked Beavers beat hometown Villanova 6-0. Wrote the late George Pasero of The Oregon Journal: "The Liberty Bowl was televised, of course, with an estimated audience of 27 million in saloons and living rooms a lot more comfortable than the 17,048 human ice cakes who attended."

Both teams switched from cleats to tennis shoes prior to the game due to frozen footing.

The only score came on Terry Baker's 99-yard run with 9:54 left in the first quarter, and Oregon State spent the rest of the afternoon holding off the Wildcats. OSU's undersized line was pushed around between the 20-yard lines and Villanova outgained the Beavers 309-299, but Oregon State came up with four fumbles and two interceptions.

Baker wasn't all of Oregon State's offense, but it was close. He rushed for 137 yards and passed for 123. His performance clinched his Heisman Trophy.

OSU LINEUP

- LE Vern Burke, Paul Seale, Scott Miller
- LT Jim Funston, Joe Bonilla
- LG George Gness, Rick Nelson, Warren Cole
- C Dick DeBisschop, Hoyt Keeney, John Farrell
- RG Ross Cariaga, Don Doman, Al Funston
- RT Jerry Neil, Tim Holley, Rich Koeper
- RE Fred Jones, Len Frketch, Doug McDougal
- QB Terry Baker, Rich Brooks
- LH Dan Espalin, Dick Jones, Jim Sinyard
- RH Dan Sieg, Olvin Moreland
- FB Bruce Williams, Booker Washington, Dick Ruhl

COACHING STAFF Head Coach Tommy Prothro, Bob Watson, Bobb McKittrick, Ron Siegrist, Bob Zelinka, Bob Gambold, Jerry Long


SCORING SUMMARY

	1	2	3	4	-	F
OREGON STATE	6	0	0	0	-	6
VILLANOVA	0	0	0	0	-	0

1st Quarter

OSU Baker 99-run (pass failed)

Attendance: 17,048



INDIVIDUAL STATISTICS

RUSHING (Att-Yards-TD): Oregon State - T. Baker 13-137-1; B. Washington 7-21; B. Williams 4-12; D. Jones 1-9; D. Sieg 1-1; D. Espalin 4-(-4). Villanova - B. Joe 14-66; L. Rettino 12-49; J. Thomas 9-46; L. Glueck 5-33; R. Richman 8-20; J. Boyle 4-19; B. Merendo 4-18; T. Aceto 3-(-5).

PASSING (Att-Comp-Int-Yards-TD): Oregon State - T. Baker 21-9-0-123-0. Villanova - T. Aceto 8-5-1-61-0; R. Richman 2-1-1-2-0.

RECEIVING (No-Yards-TD): Oregon State - L. Frketch 3-43; V. Burke 3-33; D. Espalin 1-17; O. Moreland 1-17; D. Sieg 1-13. Villanova - M. Delane 1-22; J. Clifford 1-19; J. Thomas 1-8; R. Richman 1-8; B. Joe 1-4; B. Merendo 1-2.



Terry Baker's 99-yard run was the only score in the 1962 Liberty Bowl.

1962 LIBERTY BOWL ROSTER

- Tim Ankersen, center, Buena Park, Calif., 5-10, 178
- Terry Baker, back, Portland, 6-3, 191
- Thurman Bell, end, Fresno, Calif., 5-11, 171
- Joe Bonilla, tackle, Selma, Calif., 5-10, 201
- Rich Brooks, back, Grass Valley, Calif., 5-11, 172
- Vern Burke, end, Bakersfield, Calif., 6-4 1/2, 188
- Ross Cariaga, guard, Fresno, Calif., 5-9, 189
- Steve Clark, kicker, Springfield, 6-2, 190
- Warren Cole, guard, Stockton, Calif., 6-1, 186
- Dick DeBisschop, center, San Anselmo, Calif., 6-0, 192
- Ron Doman, guard, Ontario, 5-10, 189
- Dan Espalin, back, Wilmington, Calif., 5-7, 168
- John Farrell, center, Sacramento, Calif., 6-0, 194
- Len Frketch, end, Chino, Calif., 6-3, 195
- Al Funston, guard, Medford, 5-9, 182
- Jim Funston, tackle, Medford, 6-0, 210

- George Gness, guard, Novato, Calif., 6-1, 200
- Jeff Harris, tackle, Aberdeen, Wash., 6-1, 201
- Tom Holley, tackle, Burbank, Calif., 6-1, 209
- Dick Jones, back, Donora, Pa., 5-8, 166
- Fred Jones, end, Oroville, Calif., 5-10, 181
- Hoyt Keeney, center, Portland, 6-2, 194
- Rich Koeper, tackle, Redwood City, Calif., 6-4, 225
- Doug McDougal, end, Portland, 6-4, 211
- Fred Miller, tackle, Stockton, Calif., 5-11, 188
- Scott Miller, end, Kelso, Wash., 6-4 1/4
- Olvin Moreland, back, Los Angeles, Calif., 5-11, 174
- Jerry Neil, tackle, Sacramento, Calif., 6-2, 205
- Rick Nelson, guard, Salem, 5-11, 196
- Art O'Grady, back, Wilmington, Calif., 5-10, 187
- Gordon Queen, back, Berkeley, Calif., 6-1, 181
- Ed Rice, back, Acampo, Calif., 5-9, 175

- Dick Ruhl, linebacker, Heppner, 6-1, 204
- Paul Seale, end, Vancouver, B.C., 6-3, 196
- Dan Sieg, back, Medford, 5-9, 169
- Jim Sinyard, back, Redding, Calif., 5-10, 168
- Doug Suckling, center, Vancouver, Wash., 6-2, 189
- Booker Washington, back, Los Angeles, Calif., 5-10, 179
- Bruce Williams, back, Auburn, Calif., 6-0, 196
- Mike Youngquist, tackle, Salem, 6-2, 195





1957 ('56 SEASON) – ROSE BOWL – OREGON STATE VS. IOWA

IOWA  
OREGON STATE

35  
19

Rose Bowl  
Pasadena, Calif. • Jan. 1, 1957

Oregon State played in its second Rose Bowl game, but its first at the Rose Bowl. The Beavers' previous appearance was in 1942 in the only Rose Bowl not played in Southern California — the game was moved to Durham, N.C. because of World War II.

A crowd of 100,000 witnessed 10th-ranked Oregon State victimized by some early mistakes and the Beavers lost 35-19 to third-ranked Iowa. OSC head coach Tommy Prothro and the Beavers had already had one crack at Iowa, losing to the Hawkeyes 14-13 on Iowa's home field in early October; it was the first Rose Bowl to pair teams that had already played during the regular season. Wrote the late George Pasero of The Oregon Journal after talking to the Beavers after the game: "All the opinions ended up at the same place. OSC tackling was the worst of the season and no one seemed able to explain why."

Halfback Joe Francis rushed for 73 yards and passed for another 130 yards to lead Oregon State's offensive attack. Back Sterling Hammock had four receptions for 65 yards.

OSC LINEUP

- LE Norm Thiel, Dwayne Fournier
- LT John Witte, Ernie Zwahlen
- LG John Sniffen, Bobb McKittrick
- C Dick Corrick, Buzz Randall, Spiro Anagnos
- RG Jim Brackins, Vern Ellison
- RT Dave Jesmer, Ted Bates, Ed Rogers
- RE Bob DeGrant, Frank Negri, John Clark
- QB Gerry Laird, Ted Searle, Gary Lukehart
- LH Joe Francis, Paul Lowe, Tony Arana
- RH Earnel Durden, Sterling Hammock, Chuck Marsh, John Owings
- FB Tom Berry, Nub Beamer, Bob Milum
- COACHING STAFF Head Coach Tommy Prothro, Clay Stapleton, Bob Watson, Bob Zelinka, John Thomas, Dick Twenge.

SCORING SUMMARY

	1	2	3	4	-	F
IOWA	14	7	7	7	-	35
OREGON STATE	0	6	6	7	-	19

1st Quarter

- IOWA Ploen 49-yard run (Prescott kick)
- IOWA Hagler 9-yard run (Prescott kick)

2nd Quarter

- OSC Berry 34-yard run (kick failed)
- IOWA Happel 5-yard run (Prescott kick)

3rd Quarter

- IOWA Hagler 66-yard run (Prescott kick)
- OSC Beamer 1-yard run (kick failed)

4th Quarter

- IOWA Gibbons 16-yard pass from Ploen (Prescott kick)
- OSC Hammack 35-yard pass from Francis (Beamer run)



Attendance: 100,000

INDIVIDUAL STATISTICS

**RUSHING (Att-Yards-TD): Oregon State** - J. Francis 15-73; N. Beamer 7-31-1; E. Durden 3-25; T. Berry 4-20-1; P. Lowe 11-20; S. Hammack 2-(-3). **Iowa** - C. Hagler 10-85-2; D. Dobrino 4-64; K. Ploen 8-59-1; B. Happel 10-27-1; W. Gravel 8-27; J. Nocera 3-24; F. Harris 1-7; K. Furlong 1-6; D. Kloewer 1-3; E. Veit 1-0.

**PASSING (Att-Comp-Int-Yards-TD): Oregon State** - J. Francis 12-10-0-130-1; P. Lowe 1-0-0-0-0; T. Arana 1-0-0-0-0. **Iowa** - K. Ploen 10-9-0-83-1; R. Duncan 4-2-1-24-0; E. Veit 1-0-0-0-0.

**RECEIVING (No-Yards-TD): Oregon State** - S. Hammack 4-65; N. Beamer 2-31; B. DeGrant 1-14; B. Berry 1-11; P. Lowe 1-7; N. Thiel 1-2. **Iowa** - J. Gibbons 5-61-1; F. Harris 2-21; J. Nocera 2-19; F. Gilliam 1-15; W. Gravel 1-(-9).



Joe Francis had 207 yards of total offense vs. Iowa in the 1957 Rose Bowl.

1957 ROSE BOWL ROSTER

- Spiro Anagnos, center, Lodi, Calif., 5-9, 176
- Tony Arana, back, Vale, 5-11, 168
- Ted Bates, tackle, Los Angeles, Calif., 6-3, 206
- Nub Beamer, back, Roseburg, 5-11, 189
- Tom Berry, back, Los Angeles, Calif., 5-9, 183
- Bill Blackburn, back, Monmouth, 5-7, 170
- Jim Brackins, guard, Redlands, Calif., 6-0, 195
- Dennis Brundage, guard, Roseburg, 5-10, 181
- Larry Chamberlain, back, Sheridan, 5-6, 163
- John Clarke, kicker, Independence, 5-9, 188
- Dick Corrick, center, LaJolla, Calif., 5-7, 161
- Bob DeGrant, end, Burlingame, Calif., 6-1, 196
- Earnel Durden, back, Los Angeles, Calif., 5-10, 160
- Vern Ellison, guard, Corvallis, 6-1, 221
- Dwayne Fournier, end, McMinnville, 6-2, 178
- Joe Francis, back, Honolulu, Hawaii, 6-1, 186
- Sterling Hammack, back, San Bruno, Calif., 5-11, 170
- Jack Hogan, guard, Portland, 6-0, 192
- Dave Jesmer, tackle, Oma Ranch, Calif., 6-2, 226

- Gerry Laird, back, Tulare, Calif., 5-11, 194
- Paul Lowe, back, Los Angeles, Calif., 6-0, 168
- Gary Lukehart, back, Campbell, Calif., 6-0, 173
- Chuck Marsh, back, Longview, Wash., 6-1, 174
- Carl Maxwell, end, Antioch, Calif., 6-1, 174
- Bob Milum, back, Newport, Harbor, Calif., 5-10, 175
- Bobb McKittrick, guard, Baker, 6-0, 185
- Phil Naylor, tackle, Riverside, Calif., 5-9, 173
- Frank Negri, end, Los Angeles, Calif., 5-9, 173
- John Owings, back, Canby, 5-4, 140
- Jim Peoples, tackle, Butte, Mont., 6-2, 205
- Buzz Randall, center, Estacada, 6-1, 198
- Chuck Reich, end, Newport Harbor, Calif., 6-2, 180
- Ed Rogers, tackles, Waikuku, Hawaii, 6-2, 210
- Terry Salisbury, tackle, Salem, 5-10, 184
- Sonny Sanchez, guard, San Francisco, Calif., 5-9, 184
- Ted Searle, back, Honolulu, Hawaii, 192
- John Sniffen, guard, Roseville, Calif., 5-11, 209
- Norm Thiel, end, Chowchilla, Calif., 6-0, 179

- Joe Wade, center, Los Angeles, Calif., 6-2, 205
- John Witte, tackle, Klamath Falls, 6-2, 232
- Ernie Zwahlen, tackle, Beaverton, 6-1, 194



# 1942 ('41 SEASON) – ROSE BOWL – OREGON STATE VS. DUKE

**OREGON STATE**  
**DUKE**

**20**  
**16**

Duke Stadium  
Durham, N.C. • Jan. 1, 1942

**GAME NOTES**

Courtesy of George Edmonston, Jr.

This game produced two important firsts. It was OSU's first-ever trip to the famous New Year's Day classic, and it remains the only Rose Bowl played outside Pasadena, which has prompted sports historians over the years to prefix the bowl's famous name with the word "displaced."

The reason was due to the blackout of the West Coast that had followed the attack on Pearl Harbor. The host stadium was Duke University's home field in Durham, N.C., with the undefeated Blue Devils picked as 3-1 favorites. Oregon State's victory came as a big surprise to Eastern and Southern sportswriters, with Sid Feder of the Associated Press writing, "Probably never in the quarter century history of the Tournament of Roses had such a completely overlooked betting underdog jumped up to beat the big fellows. Oregon State came East to the wonderment of most of Dixie as to why the Westerners were going to show up at all."

Beaver boss Lon Stiner, at 38 and the youngest head coach in Rose Bowl history, had prepared his team with a passing attack that dazzled the North Carolinians. Jack Gunether of UPI wrote, "The Beavers skipped and slammed and flicked passes with an ease and finesse which completely baffled the record crowd."

For Oregon State, the star was Dan Durdan, who passed and ran Oregon State College to victory. He was awarded Player of the Game honors and later inducted into the Rose Bowl Hall of Fame. Beaver greats Bob Dethman and George Zelick also added points. Duke blocking back Tommy Prothro also played magnificently.

In one of the great ironies in the annals of college football, Prothro would one day become Oregon State head coach and take the Beavers to not one but two Rose Bowls. The football practice field at OSU bears his name. Returning home, the victorious Stiner and company were feted at a special Rose Bowl Banquet with Oregon Gov. Charles Sprague one of the principal speakers. In 1985, the entire squad was inducted into the State of Oregon Sports Hall of Fame. In 1988 they entered the OSU Athletic Hall of Fame. OSU fans at the time considered the game to be the greatest win in school history.

The winning score came in the third quarter when Gene Gray scored on a 68-yard pass from Bob Dethman.

**SCORING SUMMARY**

	1	2	3	4	-	F
<b>OREGON STATE</b>	7	0	13	0	-	20
<b>DUKE</b>	0	7	7	2	-	16

**1st Quarter**

OSC Durdan 15-yard run (Simas kick)

**2nd Quarter**

DUKE Lach 3-yard run (Gantt kick)

**3rd Quarter**

OSC Zellick 31-yard pass from Dethman (Simas kick)


DUKE Siegfried 1-yard run (Gantt kick)

OSC Gray 68-yard pass from Dethman (kick failed)

**4th Quarter**

DUKE Safety, Durdan tackled in the end zone by Karmazin


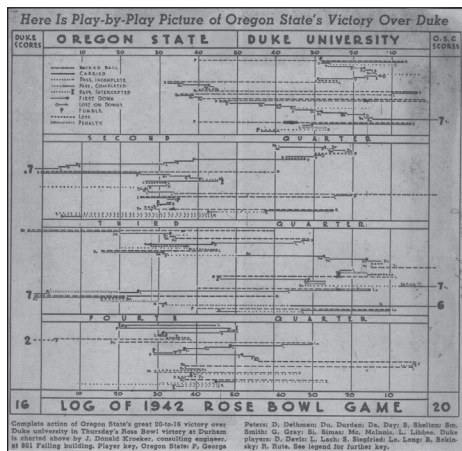
Attendance: 56,000



**1942 ROSE BOWL ROSTER**

- George Bain, tackle, Portland, 5-11, 208 (2)
- James Busch, back, Silverton, 5-11, 203
- Glenn Byington, tackle, Philomath, 6-2, 190
- Martin Chaves, guard, Baker, 5-11, 191 (5)
- Boyd Clement, center, Portland, 6-2, 203 (4)
- Stan Czech, tackle, Harvey, Ill., 6-0, 200 (3)
- Joe Day, back, Seaside, 5-10, 187 (11)
- Bob Dethman, back, Hood River, 5-10, 185 (9)
- Don Durdan, back, Eureka, Calif., 5-9, 172 (10)
- Gene Gray, back, Portland, 5-10, 165 (10)
- Quentin Greenough, center, San Gabriel, Calif., 5-8, 183 (4)
- Lee Gustafson, end, Portland, 5-11, 181 (9)
- Bill Halverson, guard, Portland, 6-2, 230 (3)
- Lew Hammers, end, Harvey, Ill., 6-2, 176
- Bob Libbee, back, Sacramento, Calif., 5-10, 172 (10)
- Marv Markman, back, The Dalles, 6-0, 206
- Bill McInnis, back, Great Falls, Mont., 6-0, 184
- Norm Newman, guard, Aberdeen, Wash., 5-9, 185
- Ted Ossowski, tackle, Beatrice, Neb., 6-0, 204
- Bob Panagis, center, Los Angeles, Calif., 5-11, 197
- Frank Parker, guard, Astoria, 5-11, 196 (6)
- Warren Perryman, end, Portland, 6-0, 187 (1)
- George Peters, back, Ventura, Calif., 6-1, 194 (8)
- Norm Peters, end, Ventura, Calif., 6-0, 183 (7)
- Bob Proctor, end, Rainier, 5-10, 177
- Bob Saunders, tackle, Yuba City, Calif., 6-2, 207 (6)
- Choc Shelton, back, Union, 5-11, 194 (11)
- Warren Simas, back, Arcata, Calif., 5-11, 205 (11)
- Everett Smith, back, Coquille, 6-0, 180 (9)
- Lloyd Wickett, tackle, Aberdeen, 6-0, 197 (2)
- Jack Yoshihara
- George Zellick, end, Lewiston, Mont., 5-11, 184 (1)
- Orville Zielaskowski, guard, St. Helens, 6-0, 200 (5)

**OSC LINEUP:** See roster above. Key: 1-LE; 2-LT; 3-LG; 4-C; 5-RG; 6-RT; 7-RE; 8-QB; 9-LH; 10-RH; 11-FB





## 1949 — PINEAPPLE BOWL — OREGON STATE VS. HAWAII

OREGON STATE	47
HAWAII	27

Honolulu Stadium  
Honolulu, Hawaii • Jan. 1, 1949

### SCORING SUMMARY

	1	2	3	4	-	F
OREGON STATE	14	13	14	6	-	47
HAWAII	0	14	6	7	-	27

#### SCORING

**Oregon State:** Touchdowns; Ken Carpenter 2, Andy Knudsen 2, Don Samuel, Rudy Ruppe, Dick Twenge; PATs, Stan McGuire 5 (place kicks)

**Hawaii:** Touchdowns; Jyan Hirota 3, Dang; PATs, Asato 3 (place kicks)

Attendance: 15,000

#### OSC LINEUP

LE	Bob Grove, Craig McMicken, Harry Barnes
LT	Tom Desylvia, Jay Simon
LG	Ron McCreary, Bill Marsters
C	Bill Overman, Al Gray, Jack Swarbrick, Bob Krell
RG	Ed Carmichael, Bud Cahill
RT	Bill Austin, Jim Inglesby
RE	Stan McGuire, Bud Gibbs
QB	Rudy Ruppe
LH	Don Samuel, Dick Gray, Bob Laidlaw
RH	Ken Carpenter, Ron Newton, Walt Kelly, Andy Knudsen
FB	Dick Twenge, Duane Moore, Garth Rouse, Cliff Snider, Duke Byers
<b>COACHING STAFF</b>	Head Coach Lon Stiner, Jim Dixon, Bob Dethman, Lee Gustafson, Al Cox, Jack Begelman

#### GAME NOTES

Total Yards:	OSC 399	Hawaii 406.
Rushing:	OSC 287	Hawaii 256.
Passing:	OSC 5 completions for 112 yards	Hawaii 15 completions for 150 yards.
First Downs:	OSC 18	Hawaii 19.

### 1949 PINEAPPLE BOWL ROSTER

Bill Austin, tackle, Woodburn, 6-1, 212  
 Harry Barnes, end, Milton-Freewater, 6-0, 182  
 Duke Byuers, back, Veronia, 5-11, 190  
 Bud Cahill, guard, Seaside, 5-10, 206  
 Ed Carmichael, guard, Modesto, Calif., 6-2, 222  
 Ken Carpenter, back, Seaside, 6-0, 184  
 Tom Desylvia, guard, Butte, Mont., 5-11, 211  
 Al Gray, center, Portland, 5-9, 183  
 Dick Gray, back, Portland, 5-10, 172  
 Bud Gibbs, end, Hood River, 6-0, 199  
 Bob Grove, end, Portland, 6-3, 188  
 Jim Hanker, guard, Ventura, Calif., 6-4, 215  
 Jim Inglesby, tackle, Portland, 6-2, 205  
 Walt Kelly, back, Portland, 5-9, 180  
 Andy Knudsen, back, Eureka, Calif., 6-0, 184  
 Bob Krell, center, Roseburg, 6-2, 195  
 Bob Laidlaw, back, Los Angeles, Calif., 5-11, 160  
 Bill Marsters, guard, Roseburg, 6-1, 220  
 Ron McCreary, guard, Portland, 5-9, 190  
 Stan McGuire, end, Portland, 5-11, 186  
 Craig McMicken, end, Chehalis, Wash., 6-1, 182  
 Duane Moore, back, Albany, 5-11, 183  
 Ron Newton, back, Nampa, Idaho, 5-11, 175  
 Arvid Niemi, tackle, Naselle, Wash., 6-2, 223  
 Bill Overman, center, Berkeley, Calif., 6-1, 201  
 Garth Rouse, back, Cave Junction, 6-1, 183  
 Rudy Ruppe, back, North Bend, 6-1, 188  
 Don Samuel, back, Hood River, 5-11, 190  
 Jay Simon, tackle, Corte Madera, Calif., 6-3, 204  
 Cliff (Chief) Snider, back, Wheeler, 6-2, 185  
 Jim Swarbrick, center, Idaho Falls, Idaho, 6-1, 194  
 Dick Twenge, back, Newberg, 5-10, 187  
 Dick Vaillancour, back, Klamath Falls, 5-10, 171

## 1940 — PINEAPPLE BOWL — OREGON STATE VS. HAWAII

OREGON STATE	39
HAWAII	6

Honolulu Stadium  
Honolulu, Hawaii • Jan. 1, 1940

### SCORING SUMMARY

	1	2	3	4	-	F
OREGON STATE	19	0	7	13	-	39
HAWAII	0	6	0	0	-	6

#### SCORING

**Oregon State:** Kenneth Dow (18); John Hackenbruck (6); James Kisselburgh (6); Robert Olsen (6); John Leovich (1); Eberle Schultz (1); Leonard Younce (1).

**Hawaii:** Smith (6).

Attendance: 15,000

#### GAME NOTES

**HONOLULU, Hawaii** — Power generated by the Oregon State College Beavers overcame the tricky plays and passing attack of Hawaii's Rainbows and gave the boys from the Northwest a 39-6 victory in a Pineapple Bowl game that was finished under arc lights.

The Beaver victory climaxed an island invasion that started with Oregon State defeating the Healanian town team on Christmas day.

The Beavers rolled up three touchdowns in the first period against Hawaii, and added another in the third and two more in the fourth. Hawaii scored in the second period. Showers late in the game handicapped Hawaii's passing attack.

**Bob Olson, Morrie Kohler, Ken Dow** and **George Peters** scored a touchdown by power drives in the first five minutes of play, with Olson passing to Peters for the final six yards. A few minutes later, **Bob Dethman** returned a Hawaii punt 12 yards to the 29-yard line, from where **Bob Dethman** cracked center for 18 yards and **Jim Kisselburgh** ambled 11 yards through tackle to score.

**Vic Kohler** intercepted one of Roy Strohlin's passes in the same period, lateralled to **John Tsoutsouvas** who was down on the Oregon State 49. **John Hackenbruck** made 18 on an end-around. Kohler added five at the line, and then **Joe Tomich** passed to Hackenbruck in the end zone.

Hawaii drove to Oregon State's 12-yard line early in the second quarter before the Beavers held, but Kisselburgh's kick was short and Hawaii scored on two plays, with Strohlin passing from Oregon State's 47 to Cal Campbell on the 19 and then to Nolle Smith in the end zone. Oregon State battled down to the Hawaii 1-yard line where Dow fumbled as the half ended.

#### OSC LINEUP

LE	Leeds Bailey, John Leovich, Norman Peters, Raymond Vandiver
LT	Stanley Czech, John Hackenbruck, Victor Sears
LG	John Conrad, Marvin Markman, Robert Pollard, Eberle Schultz
C	Quentin Greenough, Bill Halverson, John Tsoutsouvas
RG	Martin Chaves, Lester Copenhagen, Bud English, Leonard Younce
RT	Glenn Byington, Walter Jelsma, Bob Sanders, Leon Sterling
RE	Gordon Ferris, Lewis Hammers, Robert Pena
QB	George Peters, Thomas Sommerville
LH	Robert Dethman, Gene Gray, Victor Kohler, Robert Olsen
RH	Morris Kohler, Joseph Tomich
FB	Jim Busch, Kenneth Dow, James Kisselburgh, Bob McCallister

**COACHING STAFF** Head Coach Lon Stiner, Jim Dixon, Hal Moe

### 1940 PINEAPPLE BOWL ROSTER

Leeds Bailey, LE  
 Jim Busch, FB  
 Glenn Byington, RT  
 Martin Chaves, RG  
 John Conrad, LG  
 Lester Copenhagen, RG  
 Stanley Czech, LT  
 Robert Dethman, LH  
 Kenneth Dow, FB  
 Don Durdan, RH  
 Bud English, RG  
 Gordon Ferris, RE  
 Gene Gray, LH  
 Quentin Greenough, C  
 John Hackenbruck, LT  
 Bill Halverson, C  
 Lewis Hammers, RE  
 Walter Jelsma, RT  
 James Kisselburgh, FB  
 Morris Kohler, RH  
 Victor Kohler, LH  
 John Leovich, LE  
 Marvin Markman, LG  
 Bob McCallister, FB  
 Robert Olsen, LH  
 Robert Pena, RE  
 George Peters, QB  
 Norman Peters, LE  
 Robert Pollard, LG  
 Bob Saunders, RT  
 Eberle Schultz, LG  
 Victor Sears, LT  
 Thomas Sommerville, QB  
 Leon Sterling, RT  
 Joseph Tomich, RH  
 John Tsoutsouvas, C  
 Raymond Vandiver, LE  
 Leonard Younce, RG

#### TEAM STATISTICS

	OSC	UH
First Downs	19	5
Rushing	9	1
Passing	10	4
Penalty	0	0
Net Rushing	253	30
Net Passing	199	139
Pass Attempts	21	29
Pass Comp.	12	12
Pass INT	3	4
Net Yards	452	177
Fumbles-Lost	3-1	3-2
Penalty Yards	30	10
Punt Avg.	37	33
Punt Return Yards	60	24
Kickoff Returns-Yards	6	9

