

2021

RICE®

FOOTBALL

FACT BOOK

2021 Rice Football Fact Book

Fact Book Contents

Rice Football Quick Facts	2	Colin Spencer, Safeties	55
Conference USA Bowl Partners	3	Gerard Wilcher, Cornerbacks	55
Rice Football Personnel		Kale Pick, Quality Control Coordinator/Wide Receivers	56
2021 Rice Alphabetical Roster	4	Chris Raitano, Quality Control Coordinator/Defensive Line	56
2021 Rice Numerical Roster	6	Lucas Reed, Quality Control Coordinator/Quarterbacks	56
Team Breakdown	8	Dylan Berardelli, Offensive GA	57
Geographic Roster	9	Colin Diaz, Defensive GA	57
Player Biographies		Jimmy Walsh, Special Teams GA	57
M. Adams / Z. Adams / Albert / Anigbogu	10	Alex Brown, Director of Recruiting	58
Arkansas / Awe / Ja. Bailey	11	Hans Straub, Strength & Conditioning Coach	58
Jo. Bailey / D. Baker / S. Baker	12	Chris Terry, Assistant Strength & Conditioning Coach	58
Banks / Bickham / Bird	13	Zach Waranch, Assistant Strength & Conditioning Coach	59
Boenisch / Braden / Bradley / Broussard	14	Jerry Pickle, Assistant AD/Football Ops	59
Bull / Calderon	15	Roger Hayhurst, Video Coordinator	59
Campbell / Carroll	16	Ryan Haworth, Assistant Video Coordinator	60
Chamberlain / Constantine	17	Brad Kimble, Assoc. AD/Athletic Training	60
Devones / Doddridge	18	Chuck Pool, Assistant AD/Ath. Comm.	61
Dunbar / Ellis / Enechukwu	19	Look Back to 2020	
Felder / Ferraro / Floyd / Folmar	20	2020 Statistics	62
Francisco / French / Fresch / C. Garcia	21	2020 Game-By-Game Recaps	
E. Garcia / Green	22	O 24 Middle Tennessee	70
Griffin	23	O 31 Southern Miss	71
Hanley / Hargon / Hargrove / Hebeisen	24	N 21 North Texas	72
Heitmann / Hibbard / Hughes / Itraish / James	25	D 5 Marshall	73
Jean / Je. Johnson III / Jo. Johnson	26	D 12 UAB	74
Kamper / Klarkowski / Knipe	27	Rice Records	
Latos / Leone / Lockhart	28	All-Time Records & Statistical Totals	76
Long / Lovell / Martinez / Mason	29	Team Records	82
McCaffrey / K. McCord II	30	Individual Records	86
M. MoCord / McMahan / Mecom	31	Year-By-Year Leaders	93
Mendes / Montero / Montgomery	32	Rice Tradition	
Morris / Morrison / Myers	33	Rice vs. Teams in AP Poll	97
Narcisse / Noriega / Nutter	34	Postseason Honors	98
Nyakwol / Onianwa / Orji	35	Team Awards	100
Otoviano / Page	36	Rice Athletic Hall of Fame	104
Patterson III / Percy	37	Rice Lettermen	105
Pepe / Peterson / -Phillippi / Pitre III	38	Rice All-Time Numerical Roster	110
Reeves / Riccitelli / Richardson	39	All-Time Results	117
C. Riddle / R. Riddle / Rozner	40	Series Records	123
Schuman / Servin	41	All-Time Series Results	124
Seymour, Jr. / Sheriff / Siano / Smith	42	All-Time Coaches Records	131
Stevenson / Stone / Suckley / Tawa	43	Owls in the AP Poll	131
Taylor / Tholen II / VanSickle / Varner III / Vinson	44	The Owls at Rice Stadium	132
Wagman / Welsh / Westervelt / White	45	All-Time Captains	133
J. Williams / M. Williams / Witt / Woolford	46	Bowl Recaps	134
Wyatt	47	Bowl Records	143
Rice Coaching Staff			
Mike Bloomgren, Head Coach	48		
Brian Smith, Def. Coordinator / Linebackers	50		
Marques Tuiasosopo	51		
Cedric Calhoun, Defensive Line	52		
Sanders Davis, Offensive Line	52		
Jim Jackson, Tight Ends	53		
Mike Kershaw, Wide Receivers	54		
Chris Monfletto, Tight Ends	54		
Robbie Picazo, Running Backs	55		

Rice University is committed to affirmative action and equal opportunity in education and employment. Rice does not discriminate on the basis of race, color, religion, sex, sexual orientation, national or ethnic origin, age, disability or veteran status.

2021 Rice Football

Rice Quick Facts

University Information

Location	Houston, Texas
Founded	1891
Enrollment	8,480
Nickname	Owls
Rice Mascot	Sammy the Owl
Colors	Blue & Gray
PMS Colors	pms 281c & pms 424c
Conference	Conference USA
Stadium	Rice Stadium
Capacity	47,000
Playing Surface	FieldTurf

Duraspine

Rice Administration

University President	David W. Leebron
Alma Mater	Harvard, 1976
Faculty Representative	Leo Costello
Alma Mater	Skidmore
Director of Athletics	Joe Karlgaard
Alma Mater	Stanford, 1996

Rice Coaching Staff

Head Coach	Mike Bloomgren
Alma Mater	Florida State, 1999
Record at Rice	7-23 / 3 Seasons
Overall Record	7-23 / 3 Seasons
Defensive Coordinator	Brian Smith
Linebackers	
Alma Mater	Massachusetts, 2001
Offensive Coordinator	Marques Tuiasosopo
Quarterbacks	
Alma Mater	Washington, 2001
Defensive Line	Cedric Calhoun
Alma Mater	Morehouse, 1995
Offensive Line	Sanders Davis
Alma Mater	Dartmouth, 2014
Tight Ends	Jim Jackson
Alma Mater	Cornell, 2003
Special Teams	Chris Monfiletto
Alma Mater	Davidson, 2004
Wide Receivers	Mike Kershaw
Alma Mater	Delta State, 2000
Running Backs	Robbie Picazo
Alma Mater	Stanford, 2012
Safeties	Colin Spencer
Alma Mater	Univ. of the Redlands, 2016
Cornerbacks	Gerard Wilcher
Alma Mater	Morehouse, 1992
Assistant AD/Football Operations	Jerry Pickle
Alma Mater	Delta State, 1976

Rice Football Information

2020 Record	2-3
Conference USA Records	2-3
C-USA Finish	5th / West Division
Starters Returning / Lost	22 / 3
Offense	9 / 2
Defense	10 / 1
Specialists	3 / 0
Lettermen Returning / Lost	90 / 12
Offense	42 / 6
Defense	44 / 6
Specialists	2 / 3

2021 Rice Schedule

Date	Opponent	Location	Stadium	Time
S 4	at Arkansas	Fayetteville, Ark.	Donald W. Reynolds Razorback Stadium	1 p.m.
S 11	Houston	Houston, Texas	Rice Stadium	5:30 p.m.
S 18	at Texas	Austin, Texas	DKR-Texas Memorial Stadium	7 p.m.
S 25	Texas Southern	Houston, Texas	Rice Stadium	5:30 p.m.
O 2 *	Southern Miss	Houston, Texas	Rice Stadium	5:30 p.m.
O 16 *	at UTSA	San Antonio, Texas	The Alamodome	5 p.m.
O 23 *	at UAB	Birmingham, Ala.	Protective Stadium	TBA
O 30 *	North Texas	Houston, Texas	Rice Stadium	1 p.m.
N 6 *	at Charlotte	Charlotte, N.C.	Jerry Richardson Stadium	2:30 p.m.
N 13 *	WKU	Houston, Texas	Rice Stadium	1 p.m.
N 20 *	at UTEP	El Paso, Texas	Sun Bowl	3 p.m.
N 27 *	Louisiana Tech	Houston, Texas	Rice Stadium	12 p.m.

* Denotes Conference USA Game

2020 Rice Results

Date	Opponent	W/L	Score	Record	C-USA	Attend.
O 24 *	Middle Tennessee	L	34-40 ot	0-1	0-1	-
O 31 *	at Southern Miss	W	30-6	1-1	1-1	-
N 21 *	at North Texas	L	17-27	1-2	1-2	5,976
D 5 *	at #15 Marshall	W	20-0	2-2	2-2	10,429
D 12 *	UAB	L	16-21	2-3	2-3	2,000

* Denotes Conference USA Game

Rice Athletics Communications

Assistant AD / Athletic Communications	Chuck Pool
Office Number	(713) 348-5775
Cell Number	(832) 244-6476
Email Address	cpool@rice.edu
Associate Director / Athletic Communications	Tim Andrzejewski
Office Number	(713) 348-3929
Cell Number	(662) 312-7663
Email Address	tra3@rice.edu
Assistant Director / Athletic Communications	Kenny Bybee
Office Number	(713) 348-8874
Cell Number	(979) 451-2123
Email Address	kab10@rice.edu
SID Fax Number	(713) 348-6019
Mailing Address	P.O. Box 1892, MS 548 Houston, TX 77251-1892
Physical Address	6100 Main Houston, TX 77005

Conference USA

CONFERENCE USA 2020 BOWL PARTNERS



Bahamas Bowl
C-USA vs. MAC
Thomas A. Robinson Stadium
Nassau, Bahamas



R+L Carriers
New Orleans Bowl
C-USA vs. Sun Belt
Mercedes-Benz Superdome
New Orleans, La.



EasyPost Hawai'i Bowl
C-USA vs. Mountain West
Aloha Stadium
Honolulu, Hi.



Radiance Technologies
Independence Bowl
(Secondary)
C-USA vs. ACC/SEC
Independence Bowl
Shreveport, La.



LendingTree Bowl
C-USA vs. Sun Belt/MAC
(Secondary)
Ladd-Peebles Stadium
Mobile, Ala.

CONFERENCE USA SUCCESS ON THE PLAYING FIELD

Football

- 121 teams have earned bowl bids
- Eligible for the College Football Playoff
- Conference USA has seven guaranteed bowl selections for the 2021 season and associations with 16 different bowls. C-USA will send teams to the Bahamas Bowl and the R+L Carriers New Orleans Bowl, as well as participate in the Radiance Technologies Independence Bowl in 2021.

Men's Basketball

- 140 postseason teams (57 NCAA, 52 NIT, 15 CBI, 14 CIT, 2 LV16)
- One National Championship title game appearance
- Three Final Four teams
- Seven Elite Eight NCAA Tournament teams
- One NIT Champion and six NIT semifinalists
- Two CBI Champions
- One CIT Championship
- Inaugural Las Vegas 16 Champion

Women's Basketball

- 55 NCAA Tournament appearances
- 70 WNIT appearances
- One Sweet 16 NCAA Tournament team
- Three WNIT semifinalists
- Two WBI Champions

Baseball

- 77 NCAA appearances
- Six College World Series appearances (2009, 2008, 2007, 2006, 2005 and 2001)
- 14 Super Regional appearances
- Has produced at least four teams in 11 of the past 16 NCAA Tournaments

In addition to the numerous NCAA Tournament berths, C-USA has sent three softball teams to the Women's College World Series and four volleyball teams to the NCAA Sweet 16. The league has also had 41 national champions in NCAA track and field competition, one national champion in diving, and numerous NCAA individual and team competitors in cross country, golf, swimming, tennis, and track and field.

2021 Rice Alphabetical Roster

No.	Name	Pos.	Ht.	Wt.	Cl-Exp.	Hometown (HS/Prev School)
18	Adams, Miles	DE	6-4	238	RS SO-1L	Houston, Texas/Strake Jesuit
38	Adams, Zach	K	5-11	180	TFR	Spring, Texas/Klein Oak
32	Albert, Jared	CB	6-3	185	TFR	New Orleans, La./Lusher
5	Anigbogou, Chike	SAF	5-10	194	RS FR-1L	Missouri City, Texas/Ridge Point
19	Arkansas, DJ	LB	6-2	200	TFR	Denton, Texas/Ryan
27	Awe, Andrew	LB	6-2	198	TFR	Mansfield, Texas/Mansfield Lake Ridge
11	Bailey, Jake	WR	5-10	180	SO-2L	San Clemente, Calif./St. John Bosco
21	Bailey, Joshua	QB	6-4	185	TFR	Mandeville, La./Fontainebleau
6	Baker, Desmyn	LB	6-2	230	JR-TR	Clinton, Miss./NW Mississippi CC
58	Baker, Shea	OL	6-1	299	RS JR-3L	Round Rock, Texas/Cedar Ridge
14	Banks, Jaren	LB	6-0	213	JR-TR-1L	Junction City, Ore./New Mexico Military
0	Bickham, Adrian	RUSH	6-3	214	SO-2L	Angie, La./Varnado
15	Bird, Andrew	CB	6-1	185	RS SO-2L	Fort Worth, Texas/All Saints Episcopal
75	Boenisch, Blake	DL	6-3	300	TFR	Needville, Texas/Needville
21	Braden, Garrett	LB	6-2	213	RS FR-1L	New Canaan, Conn./New Canaan
87	Bradley, Jack	TE	6-5	244	SO-2L	Dallas, Texas/Bishop Lynch
30	Broussard, Ari	RB	6-0	215	RS SO-2L	New Orleans, La./Lusher
82	Bull, Jaeger	TE	6-4	233	RS JR-3L	Corpus Christi, Texas/Flour Bluff
4	Calderon, Prudy	SAF	5-11	213	JR-3L	San Marcos, Texas/San Marcos
22	Campbell, Kobie	WR	5-7	165	FR-1L	Missouri City, Texas/Hightower
55	Carroll, De'Braylon	NT	6-0	287	SO-1L	Duncanville, Texas/Duncanville
17	Chamberlain, Treshawn	LB	5-10	201	JR-2L	Greenwood, S.C./Emerald
10	Constantine, Jake	QB	6-2	200	GR-TR	Camarillo, Calif./Weber State
2	Devones, Tre'shon	CB	6-0	176	SO-2L	Duncanville, Texas/Duncanville
48	Doddridge, Jacob	DE	6-3	242	RS SO-2L	Southlake, Texas/Southlake Carroll
25	Dunbar, Jordan	CB	5-11	180	FR-1L	Tarrytown, N.Y./Iona Prep
34	Ellis, Terreance	LB	6-2	205	FR-1L	Pearland, Texas/Shadow Creek
91	Enechukwu, Ikenna	DE	6-3	256	RS SO-2L	Kansas City, Mo./Ruskin
83	Felder, Zion	WR	6-0	165	TFR	Iowa Colony, Texas/Manvel
75	Ferraro, Derek	OL	6-6	286	RS SO-1L	New Rochelle, N.Y./Iona Prep
50	Floyd, Izeya	OL	6-2	318	RS FR-1L	Frisco, Texas/Reedy
80	Folmar, Jayden	WR	6-1	185	TFR	Dothan, Ala./Dothan
26	Francisco, Christian	RB	5-9	170	TFR	Rogers, Ark./Rogers
18	French, Robert	TE	6-5	241	RS SO-2L	Jacksonville, Fla./Bartram Trail
29	Fresch, Sean	CB	5-8	170	FR-1L	Austin, Texas/Lyndon B. Johnson
73	Garcia, Cole	OL	6-4	293	RS SO-2L	Dallas, Texas/Bishop Lynch
92	Garcia, Elijah	DT	6-5	302	GR-4L	San Antonio, Texas/Stevens
5	Green, Wiley	QB	6-3	211	RS SO-2L	Coppell, Texas/Prestonwood Christian
6	Griffin, Khalan	RB	5-10	215	FR-1L	Tyler, Texas/Chapel Hill
50	Hanley, Hunter	RUSH	6-2	219	RS FR-1L	Hershey, Pa./Milton Hershey
44	Hargon, Geron	LB	6-2	220	FR-1L	Shreveport, La./Captain Shreve
52	Hargrove, Jalen	DL	6-4	305	TFR	Patterson, N.J./Choate Rosemary Hall
81	Hebeisen, Jaggar	TE	6-4	225	TFR	Colleyville, Texas/Heritage
98	Heitmann, Van	DL	6-6	200	FR-1L	Houston, Texas/Stratford
42	Hibbard, Brian	FB	6-0	230	FR-1L	Baton Rouge, La./Catholic
67	Hughes, Connor	OL	6-2	284	RS FR-1L	Katy, Texas/Cinco Ranch
15	Itraish, Shawqi	QB	6-3	190	TFR	Bradenton, Fla./Braden River
95	James, Caleb	DE	6-0	282	FR-1L	Cypress, Texas/North Shore
28	Jean, Jonathan	CB	5-10	175	TFR	Lakeland, Fla./Victory Christian
32	Johnson III, Jerry	FB	6-1	232	RS FR-1L	Port Saint Lucie, Fla./Treasure Coast
3	Johnson, JoVoni	QB	6-3	215	RS FR-2L	Conway, Ark./Conway
14	Kamper, Nate	TE	6-6	222	FR-1L	Fort Hood, Texas/Killeen
54	Klarkowski, Issac	OL	6-2	280	RS FR-2L	Green Bay, Wisc./Southwest
13	Knipe, Zane	WR	5-11	180	RS FR	Houston, Texas/Lamar
99	Latos, Cole	DL	6-5	270	FR-1L	Allen, Texas/Allen
53	Leone, Mike	OL	6-5	270	FR-1L	Bryn Mawr, Pa./The Hun School
9	Lockhart, Kirk	SAF	5-11	187	SO-2L	Cedar Hill, Texas/Cedar Hill
76	Long, John	OL	6-4	300	TFR	Kempner, Texas/Lampasas
69	Lovell, Payton	OL	6-5	285	FR-1L	Trophy Club, Texas/Byron Nelson
51	Martinez, Will	NT	6-2	230	RS FR-1L	Houston, Texas/Lamar

2021 Rice Alphabetical Roster

16	Mason, Andrew	WR	5-10	157	FR-1L	Spring Hill, Tenn./Ravenwood
12	McCaffrey, Luke	QB	6-2	200	RS-FR-TR	Highlands Ranch, Colo./Nebraska
20	McCord II, Keith CJ	WR	6-1	181	GR-TR	Huntington Beach, Calif./Yale
24	McCord, Miles	DB	6-1	160	RS SO-1L	Huntington Beach, Calif./Golden West College
9	McMahon, TJ	QB	6-0	197	JR-TR-1L	Anaheim, Calif./Cerritos College
84	Mecom, Bennett	WR	6-3	197	RS FR-1L	Frisco, Texas/Reedy
99	Mendes, Charlie	P	6-3	195	RS FR-1L	Van Nuys, Calif./Harvard-Westlake
1	Montero, Antonio	LB	6-0	222	JR-3L	Eden Prairie, Minn./Eden Prairie
1	Montgomery, Cameron	WR	5-5	160	RS JR-2L	Stafford, Texas/Stafford
30	Morris, Elroyal	DL	6-3	270	TFR	Houston, Texas/Dekaney
33	Morrison, Myron	LB	6-3	204	RS FR-1L	Humble, Texas/Atascocita
7	Myers, Jordan	TE	6-2	216	GR-4L	Dickinson, Texas/Dickinson
13	Narcisse, Lamont	CB	5-11	168	FR-1L	Pasadena, Calif./Calabasas
27	Noriega, Ayden	RB	5-9	166	RS FR-1L	Amarillo, Texas/Tascosa
52	Nutter, Braedon	OL	6-3	290	FR-1L	Tomball, Texas/Memorial
20	Nyakwol, George	SAF	6-0	182	SR-4L	Houston, Texas/Aldine Eisenhower
78	Onianwa, Ethan	OL	6-6	300	TFR	Katy, Texas/Cinco Ranch
10	Orji, Kenneth	RUSH	6-2	245	RS JR-3L	Missouri City, Texas/Elkins
8	Otoviano, Juma	RB	5-10	201	RS SO-2L	Arlington, Texas/James Martin
8	Page, Kebreyun	LB	6-2	205	RS SO-2L	Cedar Hill, Texas/Cedar Hill
4	Patterson III, Cedric	WR	5-11	180	GR-TR	Crosby, Texas/New Mexico
12	Pearcy, Josh	LB/DE	6-2	242	RS FR-1L	Moorestown, N.J./Moorestown
62	Pepe, Faaeanuu	OL	6-4	330	TFR	Bellflower, Calif./Orange Lutheran
63	Peterson, Brandt	OL	6-6	290	RS JR-1L	Austin, Texas/Hyde Park Baptist
72	Phillippi, Trey	OT	6-5	260	FR-1L	Montgomery, Texas/Montgomery
88	Pitre III, August	WR	6-2	174	RS SO-2L	Opelousas, La./Northwest
40	Reeves, Jalen	RUSH	6-0	210	FR-1L	Hollywood, Fla./NSU University School
0	Riccitelli, Collin	K	6-0	206	GR-TR-1L	San Marcos, Calif./Stanford
23	Richardson, Isaiah	DB	6-1	202	RS JR-3L	Richmond, Texas/Foster
34	Riddle, Campbell	DS	6-2	219	JR-3L	Peoria, Ariz./Centennial
79	Riddle, Regan	OL	6-1	287	RS FR-1L	Dallas, Texas/Highland Park
2	Rozner, Bradley	WR	6-5	204	JR-1L	Needville, Texas/Cisco JC
7	Schuman, Trey	DE	6-2	261	RS JR-3L	Burleson, Texas/Burleson
71	Servin, Clay	OL	6-4	292	RS SO-2L	Richardson, Texas/J.J. Pearce
42	Seymour Jr., Kenny	LB	6-3	225	TFR	League City, Texas/Fort Bend Marshall
77	Sheriff, Adam	OL	6-4	285	SO	Prosper, Texas/Butler CC
35	Siano, Aidan	LB	6-0	225	TFR	Celina, Texas/Prosper
3	Smith, Naem	SAF	5-11	197	SR-2L	Iowa City, Iowa/Ellsworth JC
19	Stevenson, Peyton	WR	6-3	190	TFR	Demopolis, Ala./Demopolis
61	Stone, Charlie	OL	6-0	257	FR-1L	Austin, Texas/Regents
85	Suckley, Brendan	TE	6-2	257	RS SO-1L	Corpus Christi, Texas/Flour Bluff
23	Tawa, Casey	WR	6-0	172	FR-1L	West Linn, Ore./West Linn
26	Taylor, Gabe	DB	5-9	180	FR-1L	Miami, Fla./Gulliver Prep
47	Tholen II, Thomas	LS	6-2	228	SO TR	Kansas City, Kan./Butler CC
31	VanSickle, Christian	K/P	6-0	198	GR TR	Charlotte, N.C./Elon
97	Varner III, Cal	DE	6-4	235	TFR	Katy, Texas/Katy
94	Vinson, Brodie	DL	6-2	325	TFR	Jasper, Ala./Jasper
74	Wagman, Nick	OL	6-3	266	RS FR-1L	Potomac, MD./Winston Churchill
86	Welsh, Connor	FB/TE	6-3	230	TFR	North Richland Hills, Texas/Birdville
25	Westervelt, Reid	WR	6-3	190	TFR	Lucas, Texas/Lovejoy
22	White, Jason	CB	5-8	158	RS SO-2L	Desoto, Texas/Bishop Dunne
38	Williams, Joshua	SAF	6-1	190	TFR	Linden, Ala./Linden
31	Williams, Marcus	SAF	5-11	190	TFR	Helena, Ala./Hoover
44	Witt, Harry	OL	5-10	243	FR	Austin, Texas/Vandegrift
70	Woolford, Jovaun	OL	6-5	285	GR-TR-1L	Des Plaines, Ill./Colgate
41	Wyatt, Plae	SAF	5-11	200	FR-1L	McKinney, Texas/Boyd

2021 Rice Numerical Roster

No.	Name	Pos.	Ht.	Wt.	Cl-Exp.	Hometown (HS/Prev School)
0	Bickham, Adrian	RUSH	6-3	214	SO-2L	Angie, La./Varnado
0	Riccitelli, Collin	K	6-0	206	GR-TR-1L	San Marcos, Calif./Stanford
1	Montero, Antonio	LB	6-0	222	JR-3L	Eden Prairie, Minn./Eden Prairie
1	Montgomery, Cameron	WR	5-5	160	RS JR-2L	Stafford, Texas/Stafford
2	Devones, Tre'shon	CB	6-0	176	SO-2L	Duncanville, Texas/Duncanville
2	Rozner, Bradley	WR	6-5	204	JR-1L	Needville, Texas/Cisco JC
3	Johnson, JoVoni	QB	6-3	215	RS FR-2L	Conway, Ark./Conway
3	Smith, Naem	SAF	5-11	197	SR-2L	Iowa City, Iowa/Ellsworth JC
4	Calderon, Prudy	SAF	5-11	213	JR-3L	San Marcos, Texas/San Marcos
4	Patterson III, Cedric	WR	5-11	180	GR-TR	Crosby, Texas/New Mexico
5	Anigbogu, Chike	SAF	5-10	194	RS FR-1L	Missouri City, Texas/Ridge Point
5	Green, Wiley	QB	6-3	211	RS SO-2L	Coppell, Texas/Prestonwood Christian
6	Baker, Desmyn	LB	6-2	230	JR-TR	Clinton, Miss./NW Mississippi CC
6	Griffin, Khalan	RB	5-10	215	FR-1L	Tyler, Texas/Chapel Hill
7	Myers, Jordan	TE	6-2	216	GR-4L	Dickinson, Texas/Dickinson
7	Schuman, Trey	DE	6-2	261	RS JR-3L	Burleson, Texas/Burleson
8	Otoviano, Juma	RB	5-10	201	RS SO-2L	Arlington, Texas/James Martin
8	Page, Kebreyun	LB	6-2	205	RS SO-2L	Cedar Hill, Texas/Cedar Hill
9	Lockhart, Kirk	SAF	5-11	187	SO-2L	Cedar Hill, Texas/Cedar Hill
9	McMahon, TJ	QB	6-0	197	JR-TR-1L	Anaheim, Calif./Cerritos College
10	Constantine, Jake	QB	6-2	200	GR-TR	Camarillo, Calif./Weber State
10	Orji, Kenneth	RUSH	6-2	245	RS JR-3L	Missouri City, Texas/Elkins
11	Bailey, Jake	WR	5-10	180	SO-2L	San Clemente, Calif./St. John Bosco
12	McCaffrey, Luke	QB	6-2	200	RS-FR-TR	Highlands Ranch, Colo./Nebraska
12	Pearcy, Josh	LB/DE	6-2	242	RS FR-1L	Moorestown, N.J./Moorestown
13	Knipe, Zane	WR	5-11	180	RS FR	Houston, Texas/Lamar
13	Narcisse, Lamont	CB	5-11	168	FR-1L	Pasadena, Calif./Calabasas
14	Banks, Jaren	LB	6-0	213	JR-TR-1L	Junction City, Ore./New Mexico Military
14	Kamper, Nate	TE	6-6	222	FR-1L	Fort Hood, Texas/Killeen
15	Bird, Andrew	CB	6-1	185	RS SO-2L	Fort Worth, Texas/All Saints Episcopal
15	Itraish, Shawqi	QB	6-3	190	TFR	Bradenton, Fla./Braden River
16	Mason, Andrew	WR	5-10	157	FR-1L	Spring Hill, Tenn./Ravenwood
17	Chamberlain, Treshawn	LB	5-10	201	JR-2L	Greenwood, S.C./Emerald
18	Adams, Miles	DE	6-4	238	RS SO-1L	Houston, Texas/Strake Jesuit
18	French, Robert	TE	6-5	241	RS SO-2L	Jacksonville, Fla./Bartram Trail
19	Arkansas, DJ	LB	6-2	200	TFR	Denton, Texas/Ryan
19	Stevenson, Peyton	WR	6-3	190	TFR	Demopolis, Ala./Demopolis
20	McCord II, Keith CJ	WR	6-1	181	GR-TR	Huntington Beach, Calif./Yale
20	Nyakwol, George	SAF	6-0	182	SR-4L	Houston, Texas/Aldine Eisenhower
21	Bailey, Joshua	QB	6-4	185	TFR	Mandeville, La./Fontainebleau
21	Braden, Garrett	LB	6-2	213	RS FR-1L	New Canaan, Conn./New Canaan
22	Campbell, Kobie	WR	5-7	165	FR-1L	Missouri City, Texas/Hightower
22	White, Jason	CB	5-8	158	RS SO-2L	Desoto, Texas/Bishop Dunne
23	Richardson, Isaiah	DB	6-1	202	RS JR-3L	Richmond, Texas/Foster
23	Tawa, Casey	WR	6-0	172	FR-1L	West Linn, Ore./West Linn
24	McCord, Miles	DB	6-1	160	RS SO-1L	Huntington Beach, Calif./Golden West College
25	Dunbar, Jordan	CB	5-11	180	FR-1L	Tarrytown, N.Y./Iona Prep
25	Westervelt, Reid	WR	6-3	190	TFR	Lucas, Texas/Lovejoy
26	Francisco, Christian	RB	5-9	170	TFR	Rogers, Ark./Rogers
26	Taylor, Gabe	DB	5-9	190	FR-1L	Miami, Fla./Gulliver Prep
27	Awe, Andrew	LB	6-2	198	TFR	Mansfield, Texas/Mansfield Lake Ridge
27	Noriega, Ayden	RB	5-9	166	RS FR-1L	Amarillo, Texas/Tascosa
28	Jean, Jonathan	CB	5-10	175	TFR	Lakeland, Fla./Victory Christian
29	Fresch, Sean	CB	5-8	170	FR-1L	Austin, Texas/Lyndon B. Johnson
30	Broussard, Ari	RB	6-0	215	RS SO-2L	New Orleans, La./Lusher
30	Morris, Elroyal	DL	6-3	270	TFR	Houston, Texas/Dekaney
31	Williams, Marcus	SAF	5-11	190	TFR	Helena, Ala./Hoover
31	VanSickle, Christian	K/P	6-0	198	GR TR	Charlotte, N.C./Elon
32	Albert, Jared	CB	6-3	185	TFR	New Orleans, La./Lusher
32	Johnson III, Jerry	FB	6-1	232	RS FR-1L	Port Saint Lucie, Fla./Treasure Coast

2021 Rice Numerical Roster

33	Morrison, Myron	LB	6-3	204	RS FR-1L	Humble, Texas/Atascocita
34	Ellis, Terrence	LB	6-2	205	FR-1L	Pearland, Texas/Shadow Creek
34	Riddle, Campbell	DS	6-2	219	JR-3L	Peoria, Ariz./Centennial
35	Siano, Aidan	LB	6-0	225	TFR	Celina, Texas/Prosper
38	Adams, Zach	K	5-11	180	TFR	Spring, Texas/Klein Oak
38	Williams, Joshua	SAF	6-1	190	TFR	Linden, Ala./Linden
40	Reeves, Jalen	RUSH	6-0	210	FR-1L	Hollywood, Fla./NSU University School
41	Wyatt, Plae	SAF	5-11	200	FR-1L	McKinney, Texas/Boyd
42	Hibbard, Brian	FB	6-0	230	FR-1L	Baton Rouge, La./Catholic
42	Seymour Jr., Kenny	LB	6-3	225	TFR	League City, Texas/Fort Bend Marshall
44	Hargon, Geron	LB	6-2	220	FR-1L	Shreveport, La./Captain Shreve
44	Witt, Harry	OL	5-10	243	FR	Austin, Texas/Vandegrift
47	Tholen II, Thomas	LS	6-2	228	SO TR	Kansas City, Kan./Butler CC
48	Doddridge, Jacob	DE	6-3	242	RS SO-2L	Southlake, Texas/Southlake Carroll
50	Floyd, Izeya	OL	6-2	318	RS FR-1L	Frisco, Texas/Reedy
50	Hanley, Hunter	RUSH	6-2	219	RS FR-1L	Hershey, Pa./Milton Hershey
51	Martinez, Will	NT	6-2	230	RS FR-1L	Houston, Texas/Lamar
52	Hargrove, Jalen	DL	6-4	305	TFR	Paterson, N.J./Choate Rosemary Hall
52	Nutter, Braedon	OL	6-3	290	FR-1L	Tomball, Texas/Memorial
53	Leone, Mike	OL	6-5	270	FR-1L	Bryn Mawr, Pa./The Hun School
54	Klarkowski, Issac	OL	6-2	280	RS FR-2L	Green Bay, Wisc./Southwest
55	Carroll, De'Braylon	NT	6-0	287	SO-1L	Duncanville, Texas/Duncanville
58	Baker, Shea	OL	6-1	299	RS JR-3L	Round Rock, Texas/Cedar Ridge
61	Stone, Charlie	OL	6-0	257	FR-1L	Austin, Texas/Regents
62	Pepe, Faaeanuu	OL	6-4	330	TFR	Bellflower, Calif./Orange Lutheran
63	Peterson, Brandt	OL	6-6	290	RS JR-1L	Austin, Texas/Hyde Park Baptist
67	Hughes, Connor	OL	6-2	284	RS FR-1L	Katy, Texas/Cinco Ranch
69	Lovell, Payton	OL	6-5	285	FR-1L	Trophy Club, Texas/Byron Nelson
70	Woolford, Jovaun	OL	6-5	285	GR-TR-1L	Des Plaines, Ill./Colgate
71	Servin, Clay	OL	6-4	292	RS SO-2L	Richardson, Texas/J.J. Pearce
72	Phillippi, Trey	OT	6-5	260	FR-1L	Montgomery, Texas/Montgomery
73	Garcia, Cole	OL	6-4	293	RS SO-2L	Dallas, Texas/Bishop Lynch
74	Wagman, Nick	OL	6-3	266	RS FR-1L	Potomac, MD./Winston Churchill
75	Boenisch, Blake	DL	6-3	300	TFR	Needville, Texas/Needville
75	Ferraro, Derek	OL	6-6	286	RS SO-1L	New Rochelle, N.Y./Iona Prep
76	Long, John	OL	6-4	300	TFR	Kempner, Texas/Lampasas
77	Sheriff, Adam	OL	6-4	285	SO	Prosper, Texas/Butler CC
78	Onianwa, Ethan	OL	6-6	300	TFR	Katy, Texas/Cinco Ranch
79	Riddle, Regan	OL	6-1	287	RS FR-1L	Dallas, Texas/Highland Park
80	Folmar, Jayden	WR	6-1	185	TFR	Dothan, Ala./Dothan
81	Hebeisen, Jaggar	TE	6-4	225	TFR	Colleyville, Texas/Heritage
82	Bull, Jaeger	TE	6-4	233	RS JR-3L	Corpus Christi, Texas/Flour Bluff
83	Felder, Zion	WR	6-0	165	TFR	Iowa Colony, Texas/Manvel
84	Mecom, Bennett	WR	6-3	197	RS FR-1L	Frisco, Texas/Reedy
85	Suckley, Brendan	TE	6-2	257	RS SO-1L	Corpus Christi, Texas/Flour Bluff
86	Welsh, Connor	FB/TE	6-3	230	TFR	North Richland Hills, Texas/Birdville
87	Bradley, Jack	TE	6-5	244	SO-2L	Dallas, Texas/Bishop Lynch
88	Pitre III, August	WR	6-2	174	RS SO-2L	Opelousas, La./Northwest
91	Enechukwu, Ikenna	DE	6-3	256	RS SO-2L	Kansas City, Mo./Ruskin
92	Garcia, Elijah	DT	6-5	302	GR-4L	San Antonio, Texas/Stevens
94	Vinson, Brodie	DL	6-2	325	TFR	Jasper, Ala./Jasper
95	James, Caleb	DE	6-0	282	FR-1L	Cypress, Texas/North Shore
97	Varner III, Cal	DE	6-4	235	TFR	Katy, Texas/Katy
98	Heitmann, Van	DL	6-6	200	FR-1L	Houston, Texas/Stratford
99	Latos, Cole	DL	6-5	270	FR-1L	Allen, Texas/Allen
99	Mendes, Charlie	P	6-3	195	RS FR-1L	Van Nuys, Calif./Harvard-Westlake

Rice Squad Breakdown On The Charts

Offensive Starters

	Returning (9)	Lost (2)
LT	Clay Servin (5)	-
LG	Cole Garcia (3)	-
C	Issac Klarkowski (5)	-
RG	Shea Baker (5)	-
RT	Jovaun Woolford (5)	-
WR	-	Austin Trammell (3)
WR	Jake Bailey (4)	-
WR/TE	Jack Bradley (5)	-
FB/TE	Jordan Myers (2)	-
RB	Khalan Griffin (3)	-
QB	-	Mike Collins (3)

Defensive Starters

	Returning (10)	Lost (1)
DE	Trey Schuman (3)	-
DT	Elijah Garcia (5)	-
NT	De'Braylon Carroll (5)	-
DE	Kenneth Orji (4)	-
LB	-	Blaze Alldredge (5)
LB	Antonio Montero (3)	-
LB/CB	Treshawn Chamberlain (3)	-
FS	Prudy Calderon (4)	-
SS	Kirk Lockhart (4)	-
CB	Miles McCord (5)	-
CB	Andrew Bird (2)	-

Starters Returning/Lost	22/3
Offense	9/2
Defense	10/1
Specialists	3/0
Lettermen Returning/Lost	90/12
Offense	42/6
Defense	44/6
Specialists	2/3

Roster Breakdown By Class*

Graduates (8): QB Jake Constantine; DT Elijah Garcia; WR Keith CJ McCord II; TE Jordan Myers; WR Cedric Patterson III; K Collin Riccitelli; K/P Chrisitan VanSickle; OL Jovaun Woolford.

Seniors (2): S George Nyakwol; S Naeem Smith.

Juniors (15): LB Desmyn Baker; OL Shea Baker; LB Jaren Banks; TE Jaeger Bull; S Prudy Calderon; LB Treshawn Chamberlain; QB TJ McMahon; LB Antonio Montero; WR Cameron Montgomery; RUSH Kennth Orji; OL Brandt Peterson; DB Isaiah Richardson; DS Campbell Riddle; WR Bradley Rozner; DE Trey Schuman.

Sophomores (22): DE Miles Adams; WR Jake Bailey; RUSH Adrian Bickham; CB Andrew Bird; TE Jack Bradley; RB Ari Broussard; NT De'Braylon Carroll; DE Jacob Doddridge; DE Ikenna Enechukwu; OL Derek Ferraro; TE Robert French; OL Cole Garcia; QB Wiley Green; S Kirk Lockhart; DB Miles McCord; RB Juma Otoviano; LB Kebreyun Page; WR August Pitre III; OL Clay Servin; OL Adam Sheriff; TE Brendan Suckley; CB Jason White.

Redshirt Freshmen (18): S Chike Anigbogwu; LB Garrett Braden; OL Izeya Floyd; RUSH Hunter Hanley; OL Connor Hughes; FB Jerry Johnson III; QB JoVoni Johnson; OL Issac Klarkowski; WR Zane Knipe; NT Will Martinez; QB Luke McCaffrey; WR Bennett Mecom; P Charlie Mendes; LB Myron Morrison; RB Ayden Noriega; LB/DE Josh Pearcy; OL Regan Riddle; OL Nick Wagman.

2nd Year Freshmen (25): LB Andrew Awe; WR Kobie Campbell; CB Jordan Dunbar; LB Terreance Ellis; CB Sean Fresch; RB Khalan Griffin; LB Geron Hargon; DL Van Heitmann; FB Brian Hibbard; DE Caleb James; TE Nate Kamper; DL Cole Latos; OL Mike Leone; OL Payton Lovell; WR Andrew Mason; CB Lamont Narcisse; OL Braedon Nutter; OT Trey Phillippi; RUSH Jalen Reeves; OL Charlie Stone; WR Casey Tawa; DB Gabe Taylor; LS Thomas Tholen II; OL Harry Witt; S Plae Wyatt.

1st Year Freshmen (25): K Zach Adams; CB Jared Albert; LB DJ Arkansas; QB Joshua Bailey; DL Blake Boenisch; WR Zion Felder; WR Jayden Folmar; RB Christian Francisco; DL Jalen Hargrove; TE Jaggar Hebeisen; QB Shawqi Itraish; CB Jonathan Jean; OL John Long; DL Elroyal Morris; OL Ethan Onianwa; OL Faaeanuu Pepe; LB Kenny Seymour Jr.; LB Aidan Siano; WR Peyton Stevenson; DE Cal Varner III; DL Brodie Vinson; FB/TE Connor Welsh; WR Reid Westervelt; S Joshua Williams; S Marcus Williams.

* Athletic eligibility, not academic standing.

Rice Squad Breakdown

Texas (65)

Allen – Cole Latos
Amarillo – Ayden Noriega
Arlington – Juma Otoviano
Austin – Sean Fresch, Brandt Peterson, Charlie Stone, Harry Witt
Burleson – Trey Schuman
Cedar Hill – Kirk Lockhart, Kebreyun Page
Celina - Aidan Siano
Colleyville - Jaggar Hebeisen
Coppell – Wiley Green
Corpus Christi – Jaeger Bull, Brendan Suckley
Crosby - Cedric Patterson III
Cypress – Caleb James
Dallas – Jack Bradley, Cole Garcia, Regan Riddle, Plae Wyatt
Denton - DJ Arkansas
Desoto – Jason White
Dickinson – Jordan Myers
Duncanville – De’Braylon Carroll, Tre’shon Devones
Fort Hood – Nate Kamper
Fort Worth – Andrew Bird
Frisco – Izeya Floyd, Bennett Mecom
Houston – Miles Adams, Van Heitmann, Zane Knipe, Will Martinez,
Elroyal Morris, George Nyakwol
Humble – Myron Morrison
Iowa Colony – Zion Felder
Katy – Connor Hughes, Ethan Onianwa, Cal Varner III
Kempner – John Long
League City – Kenny Seymour Jr.
Lucas - Reid Westervelt
Mansfield – Andrew Awe
Manvel– Zion Felder
Missouri City – Chike Anigbogu, Kobie Campbell, Kenneth Orji
Montgomery – Trey Phillippi
Needville – Blake Boenisch, Bradley Rozner
North Richland Hills - Connor Welsh
Pearland – Terreance Ellis
Prosper – Adam Sheriff
Richardson – Clay Servin
Richmond – Isaiah Richardson
Round Rock – Shea Baker
San Antonio – Elijah Garcia
San Marcos – Prudy Calderon
Southlake – Jacob Doddridge
Spring – Zach Adams
Stafford – Cameron Montgomery
Tomball – Braedon Nutter
Trophy Club – Payton Lovell
Tyler – Khalan Griffin

Alabama (5)

Demopolis - Peyton Stevenson
Dothan – Jayden Folmar
Helena - Marcus Williams
Jasper - Brodie Vinson
Linden - Joshua Williams

Arizona (1)

Peoria – Campbell Riddle

Arkansas (2)

Conway – JoVoni Johnson
Rogers - Christian Francisco

California (9)

Anaheim – TJ McMahon
Bellflower - Faaeanuu Pepe
Camarillo - Jake Constantine
Huntington Beach – Keith CJ McCord II, Miles McCord
Pasadena – Lamont Narcisse
San Clemente – Jake Bailey
San Marcos – Collin Riccitelli
Van Nuys – Charlie Mendes

Colorado (1)

Highlands Ranch – Luke McCaffrey

Connecticut (1)

New Canaan – Garrett Braden

Florida (6)

Bradenton - Shawqi Itraish
Hollywood – Jalen Reeves
Jacksonville – Robert French
Lakeland - Jonathan Jean
Miami – Gabe Taylor
Port Saint Lucie – Jerry Johnson III

Illinois (1)

Des Plaines – Jovaun Woolford

Iowa (1)

Iowa City – Naeem Smith

Kansas (1)

Kansas City – Thomas Tholen II

Louisiana (7)

Angie – Adrian Bickham
Baton Rouge – Brian Hibbard
Mandeville - Joshua Bailey
New Orleans – Jared Albert, Ari Broussard
Opelousas – August Pitre III
Shreveport – Geron Hargon

Maryland (1)

Potomac – Nick Wagman

Minnesota (1)

Eden Prairie – Antonio Montero

Mississippi (1)

Clinton – Desmyn Baker

Missouri (1)

Kansas City – Ikenna Enechukwu

New Jersey (2)

Moorestown – Josh Percy
Paterson - Jalen Hargrove

New York (2)

New Rochelle – Derek Ferraro
Tarrytown – Jordan Dunbar

North Carolina (1)

Charlotte – Christian VanSickle

Oregon (2)

Junction City – Jaren Banks
West Linn – Casey Tawa

Pennsylvania (2)

Bryn Mawr – Mike Leone
Hershey – Hunter Hanley

South Carolina (1)

Greenwood – Treshawn Chamberlain

Tennessee (1)

Spring Hill – Andrew Mason

Wisconsin (1)

Green Bay – Isaacc Klarkowski



MILES ADAMS

18

DE, 6-4, 238, SOPHOMORE
HOUSTON, TEXAS
STRAKE JESUIT

Rice

C-USA Commissioner's Honor Roll (2019, 2020)

2020

Played in three of five games.

2019

Made his debut as a reserve vs. North Texas

2018

A member of Mike Bloomgren's first recruiting class who signed during the early signing period and redshirted in his first season.

S Strake Jesuit

All-District 19-6A while compiling 53 tackles (five sacks) for coach Mark Modeste at Strake Jesuit... Led the Crusaders to the second round of the 6A D2 playoffs before falling to eventual state champion Cy Fair... Top game as a senior came against Cinco Ranch when he was credited with 10 tackles and pair of sacks... Also credited with 21 quarterback hurries, including seven vs. Memorial... Competes in the discus and threw his career best (142-4) when competing at the Victor Lopez Classic at Rice... Academic All-State second team.

Personal

Full name: Myles Logan Adams... Born: September 17 at Houston ... Parents: Tammy Moon and Major Adams... Three brothers and four sisters... Rice Major: Kinesiology... Rice College: Will Rice.



ZACH ADAMS

38

K, 5-11, 180, FRESHMAN
SPRING, TEXAS
KLEIN OAK HS

Rice

Walk-on who joined the Owls just before the start of training camp.

Klein Oak High School

First team All-District 15-6A for coach Jason Glenn at Klein Oak... Converted 8 of 10 field goals with a career long of 42 yards as a senior and 11 of 13 in his career... Averaged 70% touchbacks on his kickoffs... National Honor Society, Cum Laude, AP Scholar, Academic All State, Mu Alpha Theta English National Honor Society, Spanish National Honor Society.

Personal

Full name: Zachary Adams... Born: July 25 at Houston, Texas ... Parents: Eric and Julie Adams... Two sisters... Rice major: Undeclared... Rice College: Martel



JARED ALBERT

32

CB, 6-3, 185, FRESHMAN
NEW ORLEANS, LA.
LUSHER CHARTER

At Rice

Walk-on who prepped at the same school as current Owls' running back Ari Broussard.

Lusher Charter

MVP and team captain for coach Jewell Smith at Lusher Charter School in New Orleans and a four-year starter on both offense and defense. Named the Lions Male Athlete of the Year and a 2021 National Football Foundation Scholar Athlete by the Allstate Sugar Bowl chapter of the National Football Foundation... Also lettered in track & field... A member of Lusher's Black Student Union and also volunteered for clothing drives and at his church.

Personal

Full name: Jared Albert... Born: November 19 at New Orleans, Louisiana ... Parents: Kevin and Michelle Albert... Two brothers... Rice major: Undeclared... Rice College: Martel



CHIKE ANIGBOGU

5

S, 5-10, 194, FRESHMAN
MISSOURI CITY, TEXAS
RIDGE POINT HS

at Rice

C-USA Commissioner's Honor Roll (2020, 2021)

2020

Saw action in all five games and made his first career start at Southern Miss... Named the Owls Defensive Player of the Game against the Golden Eagles after being credited with four tackles and forcing a fumble late in the first half to set up the Owls' third touchdown... Came back to register three tackles in the next game at North Texas.

2019

Gained valuable experience by playing in four games while retaining his red-shirt... Made his debut at UTSA and also saw action vs. Southern Miss, North Texas and UTEP on special teams.

Ridge Point High School

Two-time All-District 20-6A for coach Brett Sniffin at Ridge Point as the Panthers captured the district title in 2018... Finished his senior season with 75 tackles (21 for loss/4 sacks), two interceptions and two fumble recoveries... Earned boys athlete of the week honors from the Houston Chronicle after finishing with 15 tackles (seven for loss including three sacks) in Ridge Point's win over Elkins... Completed his career with 125 tackles (30 for loss/5 sacks), three interceptions and three fumble recoveries... Academic All-State selection.

Personal

Full name: Chike Anigbogu... Born: December 22 at Austin, Texas... Parents: Julian and Ogonna Anigbogu... Rice major: Sports Medicine & Exercise Physiology... Rice College: Will Rice

2021 Rice Owls

Chike Anigbogu's Career Stats

DEFENSE	UT	AT	TOT	SACK	TFL	INT	FF	FR	PD
2019	0	0	0	0.0/0	0.0/0	0	0	0	0
2020	4	4	8	0.0/0	0.0/0	0	1	0	0
TOTAL	4	4	8	0.0/0	0.0/0	0	1	0	0

Single Game Highs

Tackles: 4 at Southern Miss (O 31, 2020)

Forced Fumbles: 1 at Southern Miss (O 31, 2020)



DJ ARKANSAS

19

LB, 6-2, 200, FRESHMAN
DENTON, TEXAS
RYAN HS

Denton Ryan High School

All-State selection as a senior as Denton Ryan stormed to the Texas 5A D1 championship and a two-time, all-district selection for head coach Dave Henigan at Ryan... Compiled 189 tackles, 26 TFL (five sacks), two fumble recoveries and one forced fumble in his career... Dave Campbell's Texas Football's Top 25 Linebackers and a member of the Texas Top 300... All District 4-5A D1 as a junior as Ryan reached the state championship game.

Personal

Full name: Dayton D. Arkansas... Born: September 24 at Irvin, Texas ... Parents: Dayton and Precious Arkansas... Two brothers... Grandson of Larry Anderson, who played cornerback and returned kickoffs at Louisiana Tech and on the Pittsburgh Steelers' Super Bowl 1978 and 1979 Super Bowl winning teams... Rice major: Undeclared... Rice College: Baker



ANDREW AWE

27

LB, 6-2, 198, FRESHMAN
MANSFIELD, TEXAS
MANSFIELD LAKE RIDGE HS

Mansfield Lake Ridge High School

Played for head coach Kirk Thor for the 6A District champions... Named 6A All-District Honorable Mention... Recorded 68 tackles, two sacks and one fumble recovery as a senior... In his career, had 150 tackles, three sacks and five forced fumbles... Named Academic MVP, 6A Academic All district and 6A Academic All State.

Personal

Full name: Andrew Adewole Awe... Born: March 23 at Arlington, Texas... Parents: Charles and Abigail Awe ... (two brothers, one sister)... Brother Micah played football at Texas Tech and is a linebacker for the Winnipeg Blue Bombers of the CFL... Rice major: Undeclared (Engineering Division)... Rice College: Hansen.



JAKE BAILEY

11

WR, 5-10, 180, SOPHOMORE
SAN CLEMENTE, CALIF.
ST. JOHN BOSCO HS

At Rice

C-USA Commissioner's Honor Roll (2020, 2021)

All-Conference USA: 2020 Coaches (Honorable Mention offense and special teams)

2021 Preseason Honors

Paul Hornung Award Paul Hornung Award Watch List

Athlon Sports All-Conference USA preseason team (3rd team)

Phil Steele All-Conference USA preseason team (4th team)

2020

Led the Owls in 2020 with 477 all purpose yards and 145 yards on kickoff returns and was second on the team with 23 receptions, 276 receiving yards and two touchdown receptions... Tied for the team lead with a pair of tackles on punt coverage... Shouldered a greater amount of the workload after Austin Trammell was injured, catching a career-best seven passes against Marshall and then matching it the following week vs. UAB... Honorable mention All C-USA as a receiver as well as a punt returner, averaging 20 yards per punt return... Set then career-highs with four catches for 80 yards and along with his second career touchdown at North Texas... Reached the end zone for the first time as a collegian with a 26- yard connection with Mike Collins at Southern Miss... Finished with three catches for 46 yards and added 17 rushing yards... Caught a pair of passes for 21 yards and returned three kickoffs for 76 yards in the opener.

2019

Played in 11 games and made one start at wide receiver as a true freshman... One of six true freshmen to start for the Owls in 2019... Finished the season with nine receptions for 53 yards... First career catch came vs. LA Tech... Caught a season-best three passes the following week at UAB in his first career start... Caught one pass for 13 yards vs. Southern Miss for his longest reception of the year.

St. John Bosco High School

Two-way standout for the nation's second-ranked high school team... Caught 46 passes for 809 yards and 11 touchdowns as a senior slot receiver and had 101 catches for 1,647 yards and 15 touchdowns in his career... Credited with 25 tackles, three interceptions, three pass breakups and one fumble recovery in his career.

Personal

Full name: Jacob Bailey... Born: August 1 at Mission Viejo, California... Parents: Jeff and Rebecca Bailey... One brother, one sister... Brother (Christian) played wide receiver at Nebraska from 2013-17... Rice major: Sport Management... Rice College: McMurtry

Jake Bailey's Career Stats

RECEIVING	REC	YARDS	YDS/REC	LONG	TD
2019	9	53	5.9	13	0
2020	16	204	12.8	35	2
TOTAL	25	257	10.3	35	2
KICK RETURNS	RET	YARDS	YDS/RET	TD	LONG
2019	0	0	0.0	0	0
2020	7	145	20.7	0	39
TOTALS	7	145	20.7	0	39

Single Game Highs

Receptions: 7, 2x, last vs. UAB (D 12, 2020)

Receiving Yards: 80 at North Texas (N 21, 2020)

Receiving TDs: 1, 2x, last at North Texas (N 21, 2020)

Kickoff Returns: 4 vs. Middle Tennessee (O 24, 2020)

Kickoff Return Yards: 76 vs. Middle Tennessee (O 24, 2020)



**JOSHUA
BAILEY**

21

**QB, 6-4, 185, FRESHMAN
MANDEVILLE, LA.
FONTAINEBLEAU HS**

Fontainebleau High School

Three-year starter for coach Christopher Blocker at Fontainebleau High School... Threw for over 4,300 yards and 33 touchdowns in his career and added over 1,200 yards rushing and eight touchdowns on the ground... Two-year letterman in basketball and a district champion in the 110 hurdles in track... A member of the National Honor Society and a 2021 National Football Foundation Scholar Athlete and recipient of an Allstate Sugar Bowl Scholarship by the Allstate Sugar Bowl chapter of the National Football Foundation.

Personal

Full name: Joshua Bailey... Born: October 10 at Colorado Springs, Colorado ... Parents: Ryan and Angie Bailey... Two brothers and one sister... Rice major: Undeclared... Rice College: Brown



**DESMYN
BAKER**

21

**LB, 6-2, 230, JUNIOR
CLINTON, MISS.
NORTHWEST MISSISSIPPI CC**

Northwest Mississippi Community College


Earned all-league honors and was credited with 37 tackles, four TFLs (1.5 sacks), two PBUs one fumble recovery, one interception (49 yard return) and one blocked kick in six games as NWMCC captured the Mississippi Association of Community Colleges Conference title... MACCC was the only junior college league to complete its season this fall... Credited with 27 total tackles, two TFLs, a sack, a hurry, a pass breakup and a fumble recovery as a freshman. Academic All-MACJC and NJCAA All-Academic accolades.

Clinton High School

Two-way standout for coach Judd Boswell at Clinton... Caught 29 passes for 420 yards and four TDs to go along with 43 total tackles, 14 for a loss, five sacks and two interceptions in his senior season... Selected to Mississippi Association of Coaches 6A All-State first team as a linebacker and second team as a receiver, the Mississippi/Alabama All-Star Game as a tight end and the MSPreps Clarion Ledger All-State team as an athlete... National Honor Society and FCA.

Personal

Full name: Desmyn Duwan Baker... Born: February 15 at Clinton, Mississippi... Parents: Cedrick and Necole Baker... Two brothers ... Rice major: Sports Medicine & Exercise Physiology... Rice College: Martel



**SHEA
BAKER**

58

**OL, 6-1, 299, JUNIOR
ROUND ROCK, TEXAS
CEDAR RIDGE HS**

At Rice

CoSIDA Academic All-District® 7 (2020)
C-USA Commissioner's Academic Medal, 2018
C-USA Honor Roll, 2018, 2019, 2020, 2021
Rice Honor Athlete 2020
Rice Scholar Athlete 2021
C-USA All Freshman, 2018
All Conference USA Coaches Honorable Mention (2019, 2020)
George R. Brown Offensive Award (lineman) 2020

2021 Preseason

Athlon Sports All-Conference USA preseason team (2nd team)
Phil Steele All-Conference USA preseason team (1st team)

2020

Led the team with 358 snaps, the second time in three years he's led the team... Started all five games at right guard. Offensive Player of the Game for Rice for his performance in the Owls win over #15 Marshall... Did not allowed a sack and credited with 14 knockdown... Dave Campbell's Texas Football All-Texas College preseason team... Athlon Sports All-Conference USA preseason team (4th team)... Enrolled in the Jones MBA program.

2019

Honorable mention All-Conference USA selection by league coaches... Steady performer on the offensive line who made eight starts at guard and three at center... Has started 24 of 25 games in his first two seasons, missing a start (but playing) vs. North Texas due to illness... Opened the season at guard and made seven starts before returning to center (13 starts in 2018) after Brian Chaffin was injured... Made three starts at center before missing the start vs. UNT and then returned to guard for the finale at UTEP... Named to the PFF C-USA Team of the Week for his performance vs. UTEP... Named to the Austin American Statesman's All-Decade team of area high school products.

2018

C-USA All-Freshman selection by conference coaches... Opened the year at center and anchored the Owls offensive line in his first year of collegiate competition... Average game grade for the season was second only to senior OT Sam Pierce... Only allowed one sack in 13 games.

Cedar Ridge High School

Second team All-State, All-CenTex and two-time District 13-6A Offensive Line-man of the Year for coach Shawn Bell at Cedar Ridge as the Raiders captured the district and bi-district titles in his senior year, finishing with an 11-1 record before falling to eventual Region II champ Klein Collins... Did not allow a sack as a senior... District 13-6A Offensive Newcomer of the Year as a sophomore... A member of the National Honor Society and an honorable mention Academic All-State selection.

Personal

Full name: Shea Baker... Born: September 25 at Austin, Texas ... Parents: Brian and Stephanie Lendecky... (three brothers, two sisters)... Rice Degree: Sport Management.. Rice College: Sid Richardson.

2021 Rice Owls



JAREN BANKS

14

LB, 6-0, 213, JUNIOR
JUNCTION CITY, ORE.
NEW MEXICO MILITARY JC

At Rice

Conference USA Commissioner's Honor Roll (2021)

2020

Saw action in three games on special teams but did not register any stats... Made his debut at Southern Miss.

New Mexico Military JC

All-Southwest Junior College Football Conference selection last season for coach Joe Forchtner at New Mexico Military as the Broncos reached the conference title game... Credited with 13 tackles in the conference championship game and closed his career with 95 tackles, including eight tackles for loss, two sacks, one interception, one fumble forced and recovered... Lone interception came against Cisco in 2018 while facing future Rice teammate Bradley Rozner and returned it for 33 yards.

Sheldon High School

Two-time All Southwest Conference selection at Sheldon HS in Eugene, Oregon and earned second team all-state honors as a senior... Credited with 108 tackles (19 for loss/three sacks), six interceptions, three forced fumbles, two recoveries and scored eight touchdowns (seven rushing and one interception return) as a senior... Credited with 136 tackles as a junior as Sheldon reached the 6A state quarterfinals and ended his career with 254 tackles (36 for loss/five sacks) eight interceptions, four forced fumbles, three recoveries and 11 career touchdowns.

Personal

Full Name: Jaren James Banks... Born: June 29 at Eugene, Ore. ... Parents: Fred and Jill Banks... Two brothers (James and Justin) both played college football while his parents, Fred and Jill Banks, played volleyball and basketball respectively at Western Oregon... Two-time NJCAA All-Academic selection... Rice major: Sport Management... Rice College: Brown.



ADRIAN BICKHAM

0

RUSH, 6-3, 214, SOPHOMORE
ANGIE, LA.
VARNADO HS

2020

Limited to three games, recording one tackle (at North Texas).

2019

True freshman who saw action in all 12 games, initially on special teams before adding reps on defense... Blocked a field goal vs. Marshall on the first possession of the game, the first field goal block by the Owls since 2017... Credited with his first career tackle at Middle Tennessee and broke up his first career pass at UTEP.

Varnado High School

All-District 8-1A performer for coach Anthony Hicks as a defensive end, outside linebacker and tight end... Helped the Wildcats finish fourth in the district... Earned all-district honors as a junior as well, leading Varnado to the Class 1A state quarterfinals and finishing 8-4... Played small forward and power forward in basketball... Also competed in track, running the 110-meter hurdles, the 300 hurdles in addition to throwing the discus.

Personal

Full name: Adrian Bickham... Born: August 1 at Covington, Louisiana ... Parents: Terrance and Sophia Robinson... Two sisters... Rice major: Sport Management... Rice College: Sid Richardson

Adrian Bickham' Career Stats

DEFENSE	UT	AT	TOT	SACK	TFL	INT	FF	FR	PD	QBH
2019	0	1	1	0	0.5-1	0	0	0	1	0
2020	1	0	1	0	0.0-0	0	0	0	0	0
TOTAL	1	1	2	0	0.5-1	0	0	0	1	0

Single Game Highs

Tackles: 1, 2x, last at North Texas (N 21, 2020)
Tackles for Loss: 0.5 at Middle Tennessee (N 16, 2019)



ANDREW BIRD

15

CB, 6-1, 181, SOPHOMORE
FORT WORTH, TEXAS
ALL SAINTS EPISCOPAL

At Rice

C-USA Commissioner's Honor Roll (2020, 2021)

2020

Picked off his second career pass and was credited with five tackles, including a shared TFL, at Marshall... Interception was one of five on the day by the Owls, their highest total since the picked off five vs. Hawaii in 2000... Missed the first two games while recovering from an injury at the start of training camp and made his season debut vs. North Texas... Credited with a pass breakup vs. the Mean Green.

2019

Saw action in 10 games and made eight starts at cornerback as a redshirt freshman... Started the first seven games before missing a pair with an injury... Returned to action vs. Middle Tennessee and picked off the first pass of his career... Returned to the starting lineup for the finale at UTEP... Credited with a season-high six tackles vs. Wake Forest.

2018

A member of Mike Bloomgren's first recruiting class who signed during the early signing period... Played in four games and made one start while retaining his redshirt... Recorded eight tackles, including a tackle for loss, vs. Old Dominion in his first career start... Named Player of the Week for the defensive scout team for his efforts prior to North Texas.

All Saint's Episcopal

TAPPS Division 1 All-State selection as a cornerback for coach Aaron Beck at All Saints leading the team to the state semifinals... Credited with 47 tackles, four for a loss, two interceptions, 12 passes broken up and three forced fumbles... Also recorded a safety... Top game of the year was against Houston's St. Pius X when he was credited with 11 tackles and picked off a pass in a 49-37 win.

Personal

Full name: Andrew Patterson Bird... Born: September 28 at Fort Worth, Texas... Parents: Tad and Patty Bird... (two sisters)... Father played soccer at Austin College... Rice major: Sport Management... Rice College: Brown.

2021 Rice Owls

Andrew Bird's Career Stats

DEFENSE	UT	AT	TOT	SACK	TFL	INT	FF	FR	PD
2018	7	1	8	0	1.0/1	0	0	0	1
2019	21	9	30	0	2.0/6	1	0	0	2
2020	3	4	7	0	0.5/1	1	0	0	4
TOTAL	31	14	45	0	3.5/8	2	0	0	7

Single Game Highs

Tackles: 8 vs. Old Dominion (N 23, 2018)
 TFL: 1.0, 3x, last vs. Wake Forest (S 6, 2019)
 Interceptions: 1, 2x, last at Marshall (D 5, 2020)
 Pass Breakups: 2 vs. UAB (D 12, 2020)



BLAKE BOENISCH

75

DL, 6-3, 300, FRESHMAN
NEEDVILLE, TEXAS
NEEDVILLE HS

Needville High School

All-State and two-time, all-district selection for head coach Mike Giles, earning honors in District 12-4A D1 as a senior as the Blue Jays advanced to the second round of the playoffs where they were eliminated by eventual state finalist Lindale... Credited with 65 tackles (8 TFL, 2 sacks and forced two fumbles as a senior... Houston Chronicle's Top 100... Honorable mention TSWAA All-State and All-District 13-4A D1 as a junior and second team all-district as a sophomore offensive lineman... Credited with 145 tackles (75 solo), five sacks, three forced fumbles and three fumble recoveries in his career... 2021 Texas High School Powerlifting Association Division II State Champion in the super heavy-weight division with a total of 1,780 pounds (740 squat, 430 bench press, 610 dead lift)... Also lettered in baseball at Needville.

Personal

Full name: Blake Boenisch... Born: March 26 at New Braunfels, Texas... Parents: Brett Boenish and Jill Medve... Rice major: Undeclared... Rice College: Martel



GARRETT BRADEN

21

OLB, 6-2, 213, FRESHMAN
NEW CANAAN, CONN.
NEW CANAAN HS

At Rice

C-USA Commissioner's Honor Roll (2020, 2021)

2020

Made his debut vs. Middle Tennessee.

2019

Redshirted in his first year with the Owls.

New Canaan High School

All-State and all-conference selection for head coach Lou Marineli as a senior as New Canaan reached the Class LL state title game... Defeated top seed Shelton in the first round of the playoffs... Credited with 70 tackles as a senior (45 solos) and had seven sacks, broke up five passes, forced a pair of fumbles and recovered one... Finished his career with 200 tackles (120 solos), 25 sacks, 15 pass breakups, six forced fumbles and a pair of recoveries... Three-year starter, helping lead New Canaan to the state title as a sophomore... First Rice signee from Connecticut since John McKenna (Waterbury) in 1975... Member of New Canaan's High Honors Honor Society... Served as a youth sports camp director and as a student aid for special needs teens.

Personal

Full name: Garrett Braden... Born: May 4 at Charlotte, North Carolina... Parents: Jay and Susan Braden... Three brothers... Rice major: Sport Management... Rice College: McMurtry



JACK BRADLEY

87

TE, 6-5, 244, SOPHOMORE
DALLAS, TEXAS
BISHOP LYNCH HS

At Rice

C-USA Commissioner's Honor Roll (2020, 2021)

2020

Averaged 23.7 yards on his four receptions... Scored his first career touchdown on a 22-yard connection from Mike Collins in the opener vs. Middle Tennessee... Finished the day with a pair of catches for 49 yards... Caught one pass for 22 yards vs. UAB in the season finale.

2019

A member of Mike Bloomgren's second recruiting class who signed during the early period in December of 2018... Saw action in all 12 games and made three starts at tight end (LA Tech, UTSA, UTEP)... One of six true freshmen to start in 2019 for the Owls... First career reception was for eight yards vs. Baylor.

Bishop Lynch High School

TAPPS 6A All-District 2 second team selection as a senior for Chuck Faucette as the Friars reached the state title game... Caught 30 passes for 453 Yards and four touchdowns as a senior... Three-year starter who ended his career with 56 receptions for 956 yards and eight touchdowns... Also led Bishop Lynch to the state championship game in basketball as a junior and was named to the all-tournament team... Finished seventh in the discus at the state track meet.

Personal

Full name: Jack Bradley... Born: Nov. 21... Parents: Steve and Amie Smith Bradley... Father (Steve) was a four-year letterman as a tight end at Texas from 1991-95, while his mother, Amie Smith Bradley earned All-Big 12 honors in basketball before embarking on a coaching career. She was the head coach at Trinity University from 2005-12 and is currently an assistant coach at SMU... Smith's father, Mike, was an All-SWC Center at SMU from 1970-74 and her grandfather, Dick McKissack, is in the SMU Athletic Hall of Fame after playing alongside Doak Walker... Academic All-State selection... Rice Major: Sport Management... Rice College: Sid Richardson

Jack Bradley's Career Stats

RECEIVING	REC	YARDS	YDS/REC	LONG	TD
2019	1	8	8.0	8	0
2020	3	71	23.7	27	1
TOTAL	4	79	19.8	27	1

Single Game Highs

Receptions: 2 vs. Middle Tennessee (O 24, 2020)
 Receiving Yards: 49 vs. Middle Tennessee (O 24, 2020)
 Receiving TDs: 1 vs. Middle Tennessee (O 24, 2020)



ARI BROUSSARD

30

RB, 6-0, 215, SOPHOMORE
NEW ORLEANS, LA.
LUSHER HS

At Rice

Conference USA Commissioner's Honor Roll (2021)
 George R. Brown Offensive Award (back) 2020

2020

Received the George R. Brown Award for running backs in a vote of his teammates... Made his backfield debut vs. North Texas and gained 16 yards on his lone carry... Took over the bulk of the work in the second half at Marshall and ran for 62 yards on 19 carries... Carried the ball on 12 of the last 13 plays,

2021 Rice Owls

including all six as the Owls ran out the clock buy eating up 9:29 on the clock... Gained 57 yards in the second half, 8 under what Marshall's defensive average had been entering the game... Caught his first career pass vs. UAB for a gain of 10.

2019

Earned a scholarship after a strong performance in the spring and saw action in 10 games on special teams... tied for fourth on the team with four special teams tackles... Had single special team stops vs. Texas and LA Tech and added a pair of coverage stops in the finale at UTEP.

2018

Former walk-on who was a member of Mike Bloomgren's first recruiting class... Made his debut at LSU... Named the Scout Special Teams Player of the Week for his efforts prior to the North Texas game.

Lusher High School

Honorable mention All-state selection as a senior for coach Louis Landrum while leading Lusher to its first appearance in the state playoffs... Two-time all-district and all-metro selection... Ran for 722 yards and added 142 yards in receiving on offense and 67 tackles (9.5 for loss including 2.5 sacks)... Picked off a pair of passes and broke up two... Rushed for 1,855 yards in his career and added 593 yards receiving on offense, while piling up 158 tackles (12.5 for loss-4.5 sacks), picking off three passes, breaking up five and forcing four fumbles... Competed in track and was a two-time state 3A finalist indoors in the shot put... AP Scholar, Allstate Sugar Bowl Scholar Athlete, National Honor Society, Lusher Scholar, Magna Cum Laude.

Personal

Full name: Ari Joshua Broussard... Born: January 16 at New Orleans, Louisiana... Parents: Adrien and Amanda Broussard... (one brother)... Rice major: Kinesiology... Rice College: McMurtry

Ari Broussard's Career Stats

RUSHING	ATT	YARDS	YDS/ATT	LONG	TD
2018	0	0	0.0	0	0
2019	0	0	0.0	0	0
2020	20	78	3.9	16	0
TOTALS	20	78	3.9	16	0

Single Game Highs

Rushing Attempts: 19 at Marshall (D 5, 2020)
Rushing Yards: 62 at Marshall (D 5, 2020)



JAEGER BULL

TE, 6-4, 233, JUNIOR
CORPUS CHRISTI, TEXAS
FLOUR BLUFF HS

82

At Rice

2018 C-USA Commissioner's Honor Roll

2020

Saw action in all five games and made a pair of starts (Southern Miss & Marshall) when the Owls opened in a two tight end set.

2019

Saw action in 12 games and made six starts at tight end (Army, Wake Forest, Texas, Baylor, Southern Miss & Marshall)... Caught one pass on the season (four yards at Middle Tennessee).

2018

Made six starts and played in 10 games in his debut sesason... Made his collegiate debut with a start vs. Prairie View... Scored his first career touchdown on a two-yard pass vs. Houston.

2017

Redshirt

Flour Bluff High School

Standout in both football and basketball... MVP of District 30-5A as a quarterback for coach Chris Steinbruck, leading the Hornets to the area finals... Threw for 1,638 yards and 19 touchdowns and ran for 758 and 12 scores... Played receiver as a junior after transferring from Coronado (CA) HS where led them to the CIF quarterfinals as a sophomore QB... Earned all-district honors as a power forward in basketball... Academic All-State in both football and basketball... National Honor Society... FCA Vice President.

Personal

Full name: Jager Stone Bull.. Born: January 25 at Virginia Beach, Va... Parents: Dell and Kari Bull... (two brothers, one sister)... Father recently retired from the Navy as a Rear Admiral and played football at Idaho... Great grandfather (Lester Stone) played for the Chicago Bears (1931-33), grandfather (Lyle Bull) played at Iowa State... Rice Major: Mechanical Engineering.. Rice College: Duncan.

Jaeger Bull's Career Stats

RECEIVING	REC	YARDS	YDS/REC	LONG	TD
2018	5	26	5.2	10	1
2019	1	4	4.0	4	0
2020	0	0	0.0	0	0
TOTAL	6	30	5.0	10	1

Single Game Highs

Receptions: 2 vs. Prairie View A&M (A 25, 2018)
Receiving Yards: 18 vs. Prairie View A&M (A 25, 2018)
Receiving Touchdowns: 1 vs. Houston (S 1, 2018)



PRUDY CALDERON

SAF, 5-11, 213, JUNIOR
SAN MARCOS, TEXAS
SAN MARCOS HS

4

At Rice

Joe F. Lipscomb Award (Most Outstanding Freshman) 2018
C-USA All-Freshman, 2018

2020

Started the first four games and broke up a pair of passes, both against North Texas... Owls active career leader with 19 passes defended and four interceptions.

2019

Tied for second on the team with six pass breakups and is the Owls active career leader with 17 passes defended and four interceptions... Saw action in 11 games and made one start (Army)... Credited with four tackles vs. Wake Forest and matched that with four vs. Southern Miss... Broke up a career-high three passes vs. LA Tech and added a pair in the finale at UTEP... Named to the Austin American Statesman's All-Decade team of area high school products.

2018

C-USA All-Freshman selection by conference coaches and winner of the 2019 Joe F. Lipscomb Award as the Owls top freshman... Started the last eight games and finished with 39 tackles... Led the Owls with four interceptions (9th in C-USA at end of regular season) and 11 passes defended (also 9th in C-USA).. Generated at least one turnover in three of the last four games (three interceptions and one fumble recovery... Picked off a pair of passes near the goal line at LA Tech, returning them for 62 yards, becoming the first Owl to have multiple interceptions in a game since current Chicago Bear Bryce Callahan against Kansas in 2012... Four interceptions are the most by an Owl since Phillip Gaines had four in 2013 and one away from moving into a seven way tie for 8th on the Rice season list... The first Rice freshman to have multiple interceptions in a season since Callahan had six as a redshirt freshman in 2011... Tied for the team

2021 Rice Owls

lead with a career-best eight tackles at FIU, including one for a two-yard loss... Picked off his first career pass vs. UAB... Credited with four tackles at Hawai'i and followed that with three at Southern Miss.

San Marcos High School

Three-year starter and District 15-6A Offensive MVP as a senior in his first year at quarterback for coach Mark Soto, leading Rattlers to their first district title since 2003... Finished the season with 3,039 yards of total offense, including 1,777 on the ground with 27 touchdowns and a 10.1 yards per carry average... All-District selection as a junior as a defensive back and was credited with 160 tackles in two seasons along with four interceptions in his career... Finished with 852 yards on kickoff returns as well... Competed in powerlifting in all four years of high school... THSCA Academic All-State Honorable Mention.

Personal

Full name: Prudencio Calderon... Born: July 23 at San Marcos, Texas... Parents: Prudencio Calderon and Beatrice Moreno... (three stepbrothers, one sister)... Uncle (Joe Calderon) was a two-time all-conference punter at Angelo State (1979 & 80) and earned a free agent tryout with the Buffalo Bills... Rice major: Sport Management... Rice College: Lovett

Prudy Calderon's Career Stats

DEFENSE	UT	AT	TOT	SACK	TFL	INT	FF	FR	PD
2018	26	12	38	0	1.0/2	4	1	1	11
2019	9	7	16	0	1.0/1	0	0	0	6
2020	4	6	10	0	0.0/0	0	0	0	2
TOTAL	39	25	64	0	2.0/3	4	1	1	19

Single Game Highs

Tackles: 8 @ FIU (O 20, 2018)

TFL: 2.0 vs. UTSA (O 6, 2018)

Interceptions: 2 @ Louisiana Tech (N 10, 2018)



KOBIE CAMPBELL

22

WR, 5-7, 165, FRESHMAN
MISSOURI CITY, TEXAS
HIGHTOWER HS

2020

Saw action in all five games and made his debut in the opener vs. Middle Tennessee... Credited with a special teams tackle vs. UAB.

Hightower High School

All-District 10-5A D1 as a senior safety for coach Joseph Sam, leading Hightower back to the playoffs thanks to a 5-2 record in the district... Four-year letterman and three-year starter... Member of the Houston Chronicle's Top 100... Academic All-State honorable mention.

Personal

Full name: Kobie Campbell... Born: September 2 ... Parents: Kevin and Karen Campbell... (three brothers, one sister)... Rice Major: Undeclared (Social Sciences Division)... Rice College: Wiess.



DE'BRAYLON CARROLL

55

DT, 6-0, 287, SOPHOMORE
DUNCANVILLE, TEXAS
DUNCANVILLE HS

Honors at Rice

C-USA Commissioner's Honor Roll (2020, 2021)

All-Conference USA 2020 Coaches (Honorable Mention)

Joe F. Lipscomb Award (top freshman) 2019

Pro Football Focus All-Freshman Team-2019 (third team)

Jess Neely Defensive Award (line) 2020

2021

Will miss the season due to an injury... Athlon Sports All-Conference USA preseason team (2nd team)

2020

Tied for second on the team with three tackles for loss in his first year as a starter... Second on the defensive line and sixth on the team with 21 tackles (4.25 per game)... Matched his career high with five tackles and set a career best with 1.5 sacks and TFL vs. Marshall... Added a pair of hurries vs. The Herd... Made his first career start in the opener vs. Middle Tennessee and was credited with three assists... Credited with five assists and shared at TFL at Southern Miss.

2019

A member of Mike Bloomgren's second recruiting class who signed in February of 2019 and went on to be named the Owls top freshman in his rookie year... Saw action in all 12 games as Myles Adams' backup at defensive tackle and was credited with 14 tackles, including 2.5 for loss... Credited with his first career sack for a loss of 14 yards vs. LA Tech... Credited with a season-best four tackles in his collegiate debut vs. Army... Named to PFF's All-Freshman of the Year third team.

Duncanville High School

Unanimous choice as the Defensive MVP in District 8-6A, APSE All-State (second team) as well as a member of USA Today's All-Texas Team (second team) after helping lead the Panthers to the 6A D1 state title game as a senior for coach Reginald Samples... Credited with seven sacks and over 20 TFLs as a senior after moving over from the offensive line where he earned all-district honors as a junior... Placed third in the district in the shot and also competes in powerlifting... Academic All-State second team and a member of FCA.

Personal

Full name: De'Braylon Carroll... Born: May 1 at Dallas, Texas ... Parents: Orlando Payne and Dana Carroll... One brother, one sister... Rice major: Sport Management... Rice College: Wiess

De'Braylon Carroll's Career Stats

DEFENSE	UT	AT	TOT	SACK	TFL	INT	FF	FR	PD	QBH
2019	7	7	14	1.0/14	2.5/17	0	0	0	0	1
2020	3	18	21	1.5/13	3.0/15	0	0	0	0	2
TOTAL	10	25	35	2.5/27	5.5/32	0	0	0	0	3

Single Game Highs

Tackles: 5, 2x, last at Marshall (D 5, 2020)

Tackles for Loss: 1.5 at Marshall (D 5, 2020)

Sacks: 1.5 at Marshall (D 5, 2020)

2021 Rice Owls



TRESHAWN CHAMBERLAIN

17

LB, 5-10, 201, JUNIOR
GREENWOOD, S.C.
EMERALD HS

At Rice

C-USA Commissioner's Honor Roll (2019, 2020, 2021)
Rice Honor Athlete 2021
C-USA All-Freshman, 2018
All Conference USA 2019 (Coaches, honorable mention)
Jess Neely Defensive Award (back) 2020

2021 Preseason Honors

Athlon Sports All-Conference USA preseason team (4th team)
Dave Campbell's Texas Football All-Texas preseason team (2nd team)

2020

Fourth on the team with 27 tackles despite missing one game... Credited with eight tackles, including a shared sack and picked off his third career pass at Marshall... Credited with nine tackles in the opener vs. Middle Tennessee, the most in a game since his freshman season when he was credited with 10 at LSU in 2018.

2019

All Conference USA honorable mention selection by league coaches... Third on the team with a career-high 64 tackles and tied for the team lead with two interceptions and seven passes defended... All seven pass defenses came in conference play (tied for ninth in C-USA in the regular season)... Picked off a Mason Fine pass in the first quarter to set up Rice's first touchdown vs. North Texas and broke up a 4th down pass in the end zone with 4:15 left and Rice leading 20-14... One of four defenders to start in all 12 games this season and has started 20 consecutive games dating back to the UTSA game in 2018... Picked off his first career pass at UAB.

2018

C-USA All-Freshman selection by conference coaches... Took over as a starter in the second half of the year and tied for fourth on the team with 50 tackles--30 of them in the last four games... Credited with a career-best 10 tackles, including one for loss, at LSU... Made his first career start vs. UTSA... Credited with five tackles in back-to-back starts vs. UAB and FIU... Credited with his first career sack at Hawai'i and with three tackles at Wake Forest ... Picked up two tackles in his first start.

Emerald High School

All-State and two-time All-Region II-AAA in South Carolina for coach Tim McMahon... Region II-AAA Defensive Player of the Year as a senior while leading Emerald to the regional championship and a berth in the AAA state semifinals... Credited with 120 tackles, 33 for loss (11 sacks) forced three fumbles, recovered four, returned an interception for a touchdown and also recorded a safety... Rushed for 950 yards and scored 13 times on offense... Two-time team offensive MVP for Emerald as a sophomore and junior... Rushed for 2,180 yards and scored 28 touchdowns in his career... Competes in track and was a state qualifier in the 100 and as part of Emerald's 4x100 relay.

Personal

Full name: Treshawn Chamberlain... Born: July 17 at Atlanta, Georgia... Parents: Kevin Chamberlain and Irish Neal... (three brothers)... One brother, K.J. Chamberlain, played at Appalachian State and a second, Qudarius Neal, played at Limestone College... Rice major: Psychology... Rice College: Hanszen

Treshawn Chamberlain's Career Stats

DEFENSE	UT	AT	TOT	SACK	TFL	INT	FF	FR	PD	QBH
2018	30	20	50	1.0/4	3.5/9	0	1	1	0	3
2019	31	33	64	0.5/1	2.0/4	2	0	0	7	2
2020	12	15	27	0.5/2	1.0/3	1	0	0	1	0
TOTAL	69	65	134	2.0/7	6.0/15	3	1	1	8	5

Single Game Highs

Tackles: 10 @ LSU (N 17, 2018)
Sacks: 1.0 @ Hawai'i (S 8, 2018)
TFL: 1.0, 4x, last vs. Southern Miss (O 26, 2019)
Interceptions: 1, 3x, last at Marshall (D 5, 2020)



JAKE CONSTANTINE

10

QB, 6-2, 200, GRADUATE
CAMARILLO, CALIF.
WEBER STATE

At Rice

Graduate transfer who sat out the 2020 season and joined the Owls for the spring semester and participated in spring drills.

Weber State

Played in 24 games (23 starts) in two seasons at Weber State... Helped lead Weber State to two Big Sky titles and two trips to the FCS Playoffs. In two seasons of work he ended his WSU career ranked 11th in WSU career passing with 4,428 yards... His 33 career touchdown passes are tied for seventh in Weber State history.

2019

Started in 12 games for the Wildcats during the season and served as a team captain in helping Weber State to a third-straight Big Sky title and a trip to the FCS Semifinals... Threw for 2,223 yards and 15 touchdowns during the season, averaging 185.2 yards per game... Threw for a season-high 289 yards and four touchdowns in the regular season finale win over Idaho State... Threw for 275 yards in a win at UC Davis and 234 yards in a playoff win over Kennesaw State... Threw touchdowns in nine of his 12 games played... Also rushed for 35 yards and a touchdown.

2018

Joined the Wildcats as a junior college transfer and helped lead Weber State to a second-straight Big Sky title and a trip to the FCS Quarterfinals... Played in 12 games and started in 11 games at quarterback for the Wildcats... Finished fifth in the Big Sky in passing at 183.8 yards per game... Passed for 2,205 yards and 18 touchdowns during the season... Was seventh in the conference in pass efficiency and eighth in total offense at 174.8 yards per game... Threw for a season-high 318 yards and three touchdowns in Weber State's win at North Dakota and was named the Big Sky Player of the Week for his performance... Threw a touchdown in nine of 11 games and had two or more touchdowns in five games... Had four passing touchdowns at 199 yards and rushed for another touchdown in the home playoff win over Southeast Missouri State... Earned Big Sky Academic All-Conference honors in Communication.

Ventura College

2017

First-team All-California honors as a freshman... Threw for 2,385 yards and 28 touchdowns at Ventura and completed 68 percent of his passes... Averaged 216.8 yards passing per game.

Boise State

2016

Originally signed at Boise State in 2016 and sat out the 2016 season as a red-shirt with the Broncos.

2021 Rice Owls

Camarillo High School

Was a three-star recruit out of Camarillo High School...Helped lead his team to a 15-1 record a northern division title and an appearance in the state championship bowl...Was named the division Offensive Player of the Year...Threw for 3,988 yards and 51 career touchdowns and had 321 rushing yards...Completed 72.2 percent of his passes.

Jake Constantine's Career Stats

PASSING	COMP	ATT	PCT	YDS	LONG	TD	INT
2018	208	341	61.0	2,205	69	18	12
2019	210	344	64.0	2,223	69	15	10
TOTAL	418	685	61.0	4,428	69	33	22

RUSHING	ATT	YARDS	YDS/ATT	LONG	TD
2018	46	-108	-2.3	11	2
2019	39	35	0.9	30	1
TOTAL	85	-73	-0.9	30	3

Single Game Highs

Pass Completions: 27 at North Dakota (O 27, 2018)
 Pass Attempts: 52 vs. Maine (D 7, 2018)
 Passing Yards: 318 at North Dakota (O 27, 2018)
 Passing Touchdowns: 4, 2x, last vs. Idaho State (N 23, 2019)
 Rushing Attempts: 7, 3x, last vs. Cal Poly (S 7, 2019)
 Rushing Yards: 43 vs. North Dakota (N 9, 2019)
 Rushing Touchdowns: 1, 3x, last vs. North Dakota (N 9, 2019)



TRE'SHON DEVONES

2

CB, 6-0, 176, SOPHOMORE
 DUNCANVILLE, TEXAS
 DUNCANVILLE

At Rice

Conference USA Commissioner's Honor Roll (2021)

2020

Made two starts and saw action in three games. Made his sixth career start at Southern Miss and recovered his first career fumble which he returned 17 yards to set up the Owls third score of the day... Matched his career high with five tackles in the opener vs. Middle Tennessee... Missed the final two games because of an injury.

2019

True freshman walk-on who earned a scholarship during training camp, made his debut in the opener vs. Army and started the final four games of the year... Finished the year with 15 tackles, including a career-high five at Middle Tennessee... Made his starting debut vs. Marshall... Credited with three tackles on kickoff coverage, including one on his first collegiate play at Army... Broke up a pair of passes.

Duncanville High School

Three-time, all-district selection for coach Reginald Samples... All District 8-6A as a senior after helping lead the Panthers to the 6A D1 state title game as a senior and All District 7-6A as a sophomore and junior... Picked off a pair of passes as a senior and finished his career with 13... Joined his Duncanville teammate De'Braylon Carroll in signing with the Owls... Named to Dave Campbell's Texas Football's Top 300 and as part of the magazine's postseason "Class of 2019".

Personal

Full name: Tre'shon Devones... Born: December 25 at Mesquite... Parents: Stacie Williams and Terrance Devones... One sister... Rice Major: Sport Management... Rice College: Wiess

Tre'shon Devones Career Stats

DEFENSE	UT	AT	TOT	SACK	TFL	INT	FF	FR	PD
2019	9	6	15	0	0	0	1	0	2
2020	6	3	9	0	0	0	0	1	1
TOTAL	15	9	24	0	0	0	1	1	3

Single Game Highs

Tackles: 5, 2x, last vs. Middle Tennessee (O 24, 2020)
 Forced Fumbles: 1 at Middle Tennessee (N 16, 2019)
 Fumble Recoveries: 1 at Southern Miss (O 31, 2020)



JACOB DODDRIDGE

48

DE, 6-3, 242, SOPHOMORE
 SOUTHLAKE, TEXAS
 SOUTHLAKE CARROLL HS

Rice

C-USA Commissioner's Honor Roll (2019, 2020, 2021)
 Rice Honor Athlete (2021)

2020

Played in all five games on both defense and special teams... Helped spur the initiative to create an early voting challenge by Houston Mayor Sylvester Turner among local universities, using athletics facilities as voting locations. Rice Stadium saw more than 13,000 votes cast to win the challenge.

2019

Played in all 12 games on both special teams and on defense... Credited with three tackles, including his first career stop vs. Texas at NRG Stadium... Also credited with tackles vs. Baylor and North Texas.

2018

Saw action in three games on special teams and moved to DE this spring.

Southlake Carroll High School

All-District 5-6A as a both a tight end and defensive end (unanimous selection) for coach Hal Wasson at Southlake Carroll as the Dragons reached the 6A D2 quarterfinals... Named to the Associate Press 6A All-State second team and also named to the Fort Worth Star Telegram All-Area team... Caught three touchdowns as a tight end and was credited with 68 tackles with 15 for loss (six sacks) and added 18 hurries and forced three fumbles... Finished his career with 163 tackles (34 for loss, 11 sacks)... Competed in wrestling as well and finished second at the 6A state tournament in the 220 pound division as a senior after finishing fourth as a junior... Served as a team captain in wrestling... Academic All-State and a member of the National Honor Society and the one of eight Carroll senior boys selected by the faculty to represent the school as Green Jackets in a variety of school and civic events.

Personal

Full name: Jacob Doddridge ... Born: September 20 at Plano, Texas... Parents: Jonathan and Claire Doddridge... (one brother, one sister)... Brother Jonah was a member of the Rice football team in 2020... Father played baseball at Baylor and grandfather (Rock Doddridge) lettered at Florida in 1970... Rice major: Economics... Rice College: Hanszen

Jacob Doddridge's Career Stats

DEFENSE	UT	AT	TOT	SACK	TFL	INT	FF	FR	PD
2018	0	0	0	0	0	0	0	0	0
2019	0	3	3	0	0	0	0	0	0
2020	0	0	0	0	0	0	0	0	0
TOTAL	0	3	3	0	0	0	0	0	0

2021 Rice Owls



JORDAN DUNBAR

25

CB, 5-11, 180, FRESHMAN
TARRYTOWN, N.Y.
IONA PREP

At Rice

Conference USA Commissioner's Honor Roll (2021)

2020

Made his debut on the opener vs. Middle Tennessee.

Iona Prep

Two-year standout for coach Joe Spagnolo who helped lead the Gaels to an 8-1 record and the semifinals of the New York Catholic High School League AAA state playoffs... Undefeated in league play... Earned all-league honors after compiling 44 tackles (four for loss) and breaking up 12 passes as a senior... Credited with 71 tackles (nine for loss), four interceptions, two forced fumbles and 25 breakups in his career... USA Today All-State as a junior (2019 team to be announced later in December)... Comes from the same program as current Owls' offensive lineman Derrick Ferraro... A member of the African American Society, Political Science Club and Chemistry Club.

Personal

Full name: Jordan Hunter Dunbar... Born: November 30 at White Plains, N.Y... Son of Jerome Dunbar and Juliet Armstrong... Father JeRome played basketball at Albany State and mother Juliet ran track at Harvard... Cousin of Jo-Lonn Dunbar, who played at Boston College and for eight seasons in the NFL with the Saints and Rams... Rice major: Undeclared (Natural Sciences Division)... Rice College: Wiess.



TERREANCE ELLIS

34

LB, 6-2, 205, FRESHMAN
PEARLAND, TEXAS
SHADOW CREEK HIGH SCHOOL

2020

Wak-on who saw action in a pair of games and was credited with his first career tackle while covering a punt vs. UAB.

Shadow Creek High School

Two-year letterman for coach Brad Butler who helped lead the Sharks to a 16-0 record and District and State Championships... As a senior, recorded 44 tackles, including six sacks and 13 TFL's... In his career, had 75 tackles, nine sacks and 22 TFL's.

Personal

Full name: Terreance Ellis... Born: March 2... Son of Terreance Ellis and Kimberly Booker... Rice major: Undeclared (Social Sciences Division)... Rice College: Brown.



IKENNA ENECHUKWU

91

DE, 6-3, 256, SOPHOMORE
KANSAS CITY, MO.
RUSKIN HS

At Rice

C-USA Commissioner's Honor Roll (2019, 2020, 2021)
Rice Honor Athlete (2021)

2021 Preseason Honors

Wuerffel Trophy Watch List
AFCA Good Works Team Nominee (2021)

2020

Started a pair of games and played in all five... Credited with 10 tackles and a pair of hurries... Credited with seven of his 10 tackles in his starts vs. Middle Tennessee and Southern Miss.

2019

Redshirt freshman who played in 11 games (three starts) and was third on the team with 4.5 tackles for loss... Shared a TFL on his first snap of the year (and second of his career) vs. Army... Made his starting debut vs. Baylor and also started in the Owls' wins over Middle Tennessee and North Texas... Credited with a career-best seven tackles vs. Marshall... Shared a sack vs. Marshall and was credited with a solo sack vs. North Texas for a loss of 11 yards.

2018

A member of Mike Bloomgren's first recruiting class... Named Player of the Week for the defensive scout team for his work prior to the Southern Miss game... Made his debut at LSU.

Ruskin High School

Named to the Class 5 All-State second team by both the Missouri Football Coaches Association and the media as a senior for Coach William Perkins... Led Ruskin to its first win in the state playoffs since 1991 with a 20-14 win over Raytown, despite suiting up just 19 players for the game... Earned third team honors as a junior and was a three year starter for the Golden Eagles... Wrestled as well in high school and was a state qualifier and all-district selection at 220 pounds... Named to the Principal's Honor Roll and also participates in marching band.

Personal


Full name: Ikenna Enechukwu ... Born: January 24 at Kansas City, Missouri... Parents: Kevin Gladys Enechukwu ... (two brothers, one sister)... Rice major: Kinesiology... Rice College: Sid Richardson

Ikenna Enechukwu's Career Stats

DEFENSE	UT	AT	TOT	SACK	TFL	INT	FF	FR	PD	QBH
2018	0	0	0	0.0/0	0.0/0	0	0	0	0	0
2019	7	20	27	1.5/13	4.5/19	0	0	0	0	0
2020	4	6	10	0.0/0	0.0/0	0	0	0	0	2
TOTAL	11	26	37	1.5/13	4.5/19	0	0	0	0	2

Single Game Highs

Tackles: 7 vs. Marshall (N 2, 2019)
Tackles for Loss: 1.0, 3x, last vs. North Texas (N 23, 2019)
Sacks: 1.0 vs. North Texas N 23, 2019)



**ZION
FELDER**

83

WR, 6-0, 165, FRESHMAN
IOWA COLONY, TEXAS
MANVEL HS

2021 walk-on

Manvel High School

Two-year starter for coach Kevin Hall at Manvel, which reached the Texas 5A D1 quarterfinals in his senior year... Caught 16 passes for 253 yards and one TD as a senior and compiled 49 receptions for 601 yards and four TDs in his career... A member of the National Honor Society, Nasa Hunch Program and Technology Student Association and also participated in choir.

Personal

Full name: Zion Johnkins... Born: February 27 at Pembroke Pines, Florida.. Parents: Quinton Felder and Jacquelyn Vera-Felder... Two brothers... Rice major: Undeclared... Rice College: McMurtry



**DEREK
FERRARO**

75

OL, 6-6, 286, SOPHOMORE
NEW ROCHELLE, N.Y.
IONA PREP

At Rice

C-USA Commissioner's Honor Roll (2020, 2021)

2020

Saw action in one game (Southern Miss).

2019

Made his collegiate debut as a reserve vs. Baylor and also saw action against LA Tech.

2018

Named Player of the Week for the offensive scout team for his efforts prior to the FIU game.

Iona Prep

All-State, All-county and All-Area selection as a senior for coach Joe Spagnolo as a senior for the Gaels who finished 6-4 and reached the semifinals of the New York Catholic High School tournament after winning it in 2016... First Rice signee from New York since 1974 when the Owls signed four players from the state... Led an offensive attack that gained 4,030 yards and averaged 35.1 points per game... Two-year team captain... Threw the shot and discus and competed in the New Balance Nationals twice... Served as a Peer Counselor and Campus Minister at Iona Prep and posted a perfect class attendance since the 8th grade.

Personal

Full name: Derek Ferraro... Born: July 5 at Greenwich, Conn... Parents: Dave and Cindy Ferraro... (two brothers, one sister)... Father and grandfather both played football at UConn... Rice major: Sport Management... Rice College: Duncan.



**IZEYA
FLOYD**

50

OL, 6-2, 318, FRESHMAN
FRISCO, TEXAS
REEDY HS

At Rice

C-USA Commissioner's Honor Roll (2020, 2021)

2020

Made the move to the offensive line at the start of spring drills... Made his starting debut in the Owls shutout win at No. 15 Marshall and closed out the year with another start vs. UAB.

2019

Played in three games on defense before moving to the offensive line in the spring of 2020... saw first career action against Wake Forest... also played against UAB and UTEP.

2018

True freshman saw action in three games while retaining his redshirt... Made his debut vs. Wake Forest and also saw action at UAB and in the finale at UTEP... A member of Mike Bloomgren's second recruiting class who signed during the early period in December of 2018

Reedy High School

All-District 7-5A D2 for his play on the offensive line for coach Chad Cole as the Lions captured the district title and advance to the regional final... Three-year starter... Academic All-State, second team selection as a senior... Also competed in powerlifting and finished third in the state as a junior with totals of 420 (bench, 700 (squat) and 620 (deadlift).

Personal

Full name: Izeya Floyd... Born: November 9 at Plano, Texas ... Parents: Brett and Tika Gray-Floyd... One sister... Rice major: Sport Management... Rice College: Duncan



**JAYDEN
FOLMAR**

80

WR, 6-1, 185, FRESHMAN
DOTHAN, ALA.
DOTHAN HS

2021 signee who is one of five incoming freshman from Alabama for the Owls.

Dothan High School

Three-year starter for coach Smitty Grider at Dothan... Caught 45 passes for 750 yards and seven touchdowns as a senior, including seven catches for 120 yards and the winning touchdown with 35 seconds left in his final home game... Had over 1,400 yards and 15 receiving touchdowns in his career... Wolves were 3-7 in their first season in 7A (Alabama's highest classification) after winning a 6A Region 3 title in his junior season... Four-year starter in basketball, averaging 17 points, five assists and six rebounds per game.

Personal

Full name: Jayden Ne'ven Folmar... Born: December 27 at Dothan, Alabama... Parents: Adrian and Nicole Folmar... Two brothers, one sister ... Rice major: Undeclared... Rice College: Hanszen

2021 Rice Owls



CHRISTIAN FRANCISCO

26

RB, 5-9, 170
ROGERS, ARK.
ROGERS HS

2021 walk-on.

Rogers High School

7A All-State selection as a senior in his first season at quarterback for coach Chad Harbison, leading the Mountaineers to a 6-2 record... Threw for 2,380 yards and 29 touchdowns and added 688 yards and seven touchdowns on the ground... First quarterback in state history to pass for 300 and run for 200 yards at the 7A level (threw for 303 yards and five touchdowns and rushed for 203 in a 44-34 win over Springdale)... Caught 37 passes for 450 yards and five TDs as a wide receiver in his junior year and played safety as a sophomore... Three-year letterman in baseball and led Rogers to the 2021 state title before departing for Rice... Scored a 35 on his ACT and was a National Merit Finalist, AP Scholar with Distinction, College Board National African-American Scholar... Distributive Education Clubs of America, Fellowship of Christian Athletes, Regions Bank Student Bank Board, Mu Alpha Theta.

Personal

Full name: Christian Francisco... Born: August 15 at Naperville, Illinois... Parents: Carlos and Megan Francisco... One brother, one sister ... Rice major: Undeclared... Rice College: Brown



ROBERT FRENCH

18

TE, 6-5, 241, SOPHOMORE
JACKSONVILLE, FLA.
BARTRAM TRAIL HS

At Rice

C-USA Commissioner's Honor Roll (2019, 2020, 2021)
Rice Honor Athlete 2021

2020

Played in four of five games and caught four passes for 23 yards... Opened the year with a career-best three receptions for 20 yards, including a long of 11, against Middle Tennessee... Added another reception for four yards at North Texas.

2019

Played in 11 games... made first career start at Middle Tennessee... caught two passes for 17 yards... caught first career pass against Wake Forest for nine yards... also caught a pass vs. Southern Miss.

2018

Made his debut at LSU and also saw action vs. ODU... Named Player of the Week for the offensive scout team (UTSA).

Bartram Trail High School

Two-year letterman for Coach Darrell Sutherland at Bartram Trail and a starter as senior as the Bears reached the Florida 7A championship game... Caught 10 passes for 127 yards and a pair of touchdowns... Competed in track in both the hurdles and discus... Ranked in the top 10% of his senior class.

Personal

Full name: Robert French... Born: May 4 at Jacksonville, Florida... Parents: Barry and Sandi French ... (one brother, two sisters)... Rice Major: Mechanical Engineering... Rice College: Baker.

Robert French Career Stats

RECEIVING	REC	YARDS	YDS/REC	LONG	TD
2018	0	0	0.0	0	0
2019	2	17	8.5	9	0
2020	4	23	5.8	11	0
TOTALS	2	17	8.5	9	0

Single Game Highs

Receptions: 3 vs. Middle Tennessee (O 24, 2020)

Receiving Yards: 20 vs. Middle Tennessee (O 24, 2020)



SEAN FRESCH

29

ATH, 5-8, 170, FRESHMAN
AUSTIN, TEXAS
LYNDON B. JOHNSON HS

2020

Earned a start in the opener vs. Middle Tennessee and was credited with a pair of tackles before an injury sidelined him for the remainder of the season.

Lyndon B. Johnson High School

Unanimous All-District 12-5A selection as a kick returner as well as a first-team selection at running back as a senior for coach Jahmal Fenner Sr... Compiled 1,377 all-purpose yards (496 rushing, 343 receiving, 418 punt returns, 80 kick-off returns) and scored 12 touchdowns on offense and credited with 27 tackles (three for loss), picked off a pair of passes and forced two fumbles in addition to having a long punt of 64 yards as a senior... Defensive MVP of District 12-5A and an All-Centex selection by the Austin American Statesman as a junior... Also played baseball and competed in track... State qualifier in the long jump in Texas Class 5A (22-2) and finished eighth with a jump of 21-8.25... National Honor Society... Boys and Girls Club.

Personal

Full name: Sean Quincy Fresch Jr... Born: November 10 ... Parents: Sean and Paulette Fresch... (one brother)... Rice Major: Undeclared... Rice College: Brown.



COLE GARCIA

73

OL, 6-4, 293, SOPHOMORE
DALLAS, TEXAS
BISHOP LYNCH

At Rice

C-USA Commissioner's Honor Roll (2019, 2020, 2021)

2020

Saw action in all five games and started the first three.

2019

Saw action in four games, including a pair of starts, while retaining his redshirt... Saw action against Wake Forest and UAB before making starts vs. Southern Miss and Marshall after Brian Chaffin's injury.

2018

Made his playing debut at Wake Forest, his starting debut at FIU and remained in the lineup for the rest of the year... First freshman to start multiple games on the offensive line for the Owls since Scott Mitchell in 2007... Named Player of the Week for the offensive scout team for his work prior to the Southern Miss game.

2021 Rice Owls

Bishop Lynch

Garcia was a two-time, TAPPS D1 All-State selection for the Friars under coach Chuck Faucette. Bishop Lynch won the 2016 D1 title and advanced to the semifinals in 2017 before falling to Houston's St. Pius X... Credited with 78 pancake blocks as a senior and 186 in his career... Competed in powerlifting... Two-time Academic All-State selection and a member of the National Honor Society.

Personal

Full name: Cole Garcia... Born: June 16 at Dallas, Texas... Parents: Gary and Mary Garcia... (one brother)... Rice major: Psychology... Rice College: Duncan



**ELIJAH
GARCIA**

92

**DT, 6-5, 302, SENIOR
SAN ANTONIO, TEXAS
STEVENS HS**

At Rice

C-USA Honor Roll (2017, 2018, 2019, 2021)
C-USA Watch List (2021)

2021 Preseason Honors

Phil Steele All-Conference USA preseason team (3rd team)

2021

Comes into the season with 123 career tackles in 39 games, the most of any returning interior defender in C-USA... On track to complete his Master's of Accounting this fall.

2020

Tied for second on the team with 28 tackles and two hurries... Averaging a career-high 5.8 tackles per game, second among C-USA defensive linemen... Broke up a pass on fourth down to end Marshall's final scoring threat in addition to a pair of hurries... Led the Owls linemen with seven stops in the opener vs. Middle Tennessee. Athlon Sports All-Conference USA preseason team (4th team)

2019

Led the interior linemen with a career-high 50 tackles and also was credited with a career-best four TFL while starting the final 10 games of the season... Saw action against Army and Wake Forest as part of the defensive line rotation before moving into the starting lineup vs. Texas... Matched his career high with eight tackles vs. Wake Forest... Opened the season with six tackles and his first career forced fumble at Army... Named to PFF's Eckrich Conference USA Team of the Week for his efforts vs. North Texas.

2018

Credited with a career-high eight tackles to tie for the team lead at FIU and ranked eighth on the team with 39 stops... Credited with four tackles in the opener vs. Prairie View, including one for loss... Broke up one pass and also credited with a quarterback hurry... Credited with five tackles vs. Houston... Credited with four stops vs. UTSA and UAB in back-to-back efforts.

2017

Enjoyed a productive debut as a redshirt freshman with five tackles and sharing a TFL in nine games... Made his debut in the opener vs. Stanford in Sydney, Australia and was credited with an assist... Credited with a career-best three tackles (1 solo and two assists) at Houston... Shared a tackle for loss vs. North Texas.

2016

Redshirt

Stevens High School

All-District 27-6A selection as a senior... Second-team All-San Antonio area and named one of San Antonio's top ten recruits by the San Antonio Express News... Credited with 100 tackles as a senior, including six sacks and eight hurries... Team captain as a senior... Three-year letterman... Played in the San Antonio Sports All-Star game in January.

Personal

Full name: Elijah Garcia. Born: Mar. 11... Parents: Candido and Stephanie Garcia (1 sister)... Rice Major: Masters in Accounting...Rice College: McMurtry.

Elijah Garcia's Career Stats

DEFENSE	UT	AT	TOT	SACK	TFL	FF	FR	PD	QBH
2017	1	4	5	0.0/0	0.5/0	0	0	0	0
2018	19	21	40	1.0/10	3.5/20	0	0	1	2
2019	18	32	50	0.5/4	4.0/7	1	0	0	3
2020	10	18	28	0.0/0	0.0/0	0	0	0	2
TOTAL	48	75	123	1.5/14	8.0/27	1	0	1	7

Single Game Highs

Tackles: 8, 2x, last vs. Wake Forest (5 6, 2019)

Tackles for Loss: 1.0, 6x, last vs. North Texas (N 23, 2019)

Sacks: 1.0 vs. Old Dominion (N 24, 2018)



**WILEY
GREEN**

5

**QB, 6-3, 211, SOPHOMORE
COPPELL, TEXAS
PRESTONWOOD CHRISTIAN**

At Rice

C-USA Commissioner's Academic Medal (2019, 2020, 2021)

C-USA Commissioner's Honor Roll (2019, 2020, 2021)

Rice Scholar Athlete 2021

Owls most experienced returning quarterback (10 starts at Rice) who closed out '21 spring drills at the top of the QB depth chart.

2020

Made one appearance on the season, coming on in relief of an injured JoVoni Johnson in the fourth quarter of the UAB game.

2019

Made seven starts at quarterback, throwing for 787 yards and four touchdowns while completing 75 of 142 passes... Threw for a season-high 161 yards at UAB (15-34) and connected on his first two TD passes of the year... Topped 1,000 career passing yards (1,008) in eight games, the fastest by an Owl since Nick Fannuzi threw for 1,203 in seven games as a sophomore transfer in 2009... Last Rice freshman QB to top 1,000 yards passing was Randy Hertel, who threw for 1,620 in 1977.



KHALAN GRIFFIN

RB, 5-10, 215, FRESHMAN
TYLER, TEXAS
CHAPEL HILL HS

At Rice

Joe F. Lipscomb Award (top freshman) 2020

2020

True freshman who moved into the two-deep after a strong camp and went on to the lead the team with 249 yards on the ground... Winner of the Joe F. Lipscomb Award as the Owls top freshman in a vote of his teammates... Made his starting debut vs. North Texas, finishing with 78 yards on 20 carries and added a pair of receptions for 47 yards, including a long of 41 yards... Third among C-USA freshmen with 49.8 yards per game... Started the last three games... Rushed for a season-high 78 yards at North Texas... Made his second start at Marshall and ran for 56 yards... Rushed for 46 yards on nine carries in his collegiate debut.

Chapel Hill High School

Versatile standout as both a quarterback and running back during his high school career... Rushed for 366 yards and five touchdowns in two games as a senior for coach Jeff Riordan at Chapel Hill before an injury cut short his season... Preseason 1st Team All-East Texas Dream Team heading into 2019... Member of Dave Campbell's Texas Football Top 300... Played quarterback at Bullard Brook Hill as a junior and led the Guard to the TAPPS playoffs, throwing for 1,030 yards and eight touchdowns and rushing for 1,495 yards and 23 TDs... Started at QB at Chapel Hill as a sophomore and threw for 1,514 yards and 23 touchdowns and added 1,018 yards and 11 TDs on the ground to earn District 9-4A D1 Newcomer of the Year... Also competed in baseball and track... Finished second in the 100 meters at the TAPPS state championship as a junior... National Honor Society and National Technical Honor Society... Academic All-State honorable mention.

Personal

Full name: Khalan Jatrell Griffin... Born: January 21 at Greenwood, Miss. ... Parents: James and Latoya Griffin... (four brothers, three sisters)... Cousin Randall Webster played for the Oakland Raiders... Rice Major: Undeclared (Natural Sciences Division)... Rice College: Duncan.

Khalan Griffin's Career Stats

RUSHING	ATT	YARDS	YDS/ATT	LONG	TD
2020	72	249	3.5	20	0
RECEIVING	REC	YARDS	YDS/REC	LONG	TD
2020	3	45	15.0	41	0

Single Game Highs

Rushing Attempts: 20 at North Texas (N 21, 2020)
Rushing Yards: 72 at North Texas (N 21, 2020)

ON THE CHARTS

CAREER COMPLETION PERCENTAGE		
1	Nick Fanuzzi (2009-11)	60.3
2	Tom Stewart (2019)	60.1
3	Tyler Stehling (2013-16)	60.1
4	Chase Clement (2005-08)	60.0
5	Driphus Jackson (2012-15)	57.4
6	Donald Hollas (1987-90)	56.6
7	Taylor McHargue (2010-13)	56.3
8	Frank Ryan (1955-57)	56.2
9	Bert Emanuel (1992-93)	55.2
10	Wiley Green (2018-)	52.2

2018

A member of Mike Bloomgren's first recruiting class who made his debut at FIU and went on to throw for 621 yards (45-88-4) and three touchdowns in four games (three starts)... Threw for 313 yards against UTEP... Passing yards were most by an Owl freshman since Mark Comalander threw for 357 yards vs. Houston in 1984, the most by any Rice QB since Tyler Stehling threw for 407 vs. Prairie View in 2016 and the most in C-USA play by an Owl since Driphus Jackson finished with 359 at UTSA in 2015.. Made his starting debut at North Texas, hitting on 21 of 37 passes for 204 yards and a touchdown while adding a second score on the ground... 21 completions were the most by an Owl this year and the most since Tyler Stehling completed 35 at Charlotte in 2016... Engineered an 11-play, 75-yard drive on his first possession as a starter to give the Owls a 7-0 lead, scoring the touchdown on a two-yard run... Tossed a three-yard touchdown pass to Aaron Cephus in the third quarter vs. UNT for the first of his career... Made his debut at FIU in the second quarter and completed his first pass attempt for an eight-yard completion to Austin Trammell... Took over in the fourth quarter after Evan Marshman was hurt... Named Player of the Week for the offensive scout team for his work prior to the Prairie View game.

Prestonwood Christian

Made the most of his return to the field after an injury as a junior, quarterbacking Prestonwood to the 2017 TAPPS Division 1 state title... Named TAPPS Division 1 All-State second after throwing for 4,101 yards and 50 touchdowns while completing 67% of his passes (288/433)... Captured the state crown by rallying from 18 points down in the third quarter to defeat Houston's St. Pius X, 42-41 and reached the finals by avenging a regular season loss to Fort Worth All Saints ... Awarded the Lion's Heart Award... Also lettered twice in baseball... 2017 Homecoming King, National Honor Society, A Honor Roll and ranked in the top 10% of his class... Young Men's Service League - national mother-son volunteer organization... Participated in a 2018 mission trip with the Prestonwood baseball team to the Dominican Republic with school baseball team... Volunteer tornado relief in March 2016 with the Fellowship of Christian Athletes ... Young Life & FBLA (2014-16)... Played travel hockey up until high school and focussing on football.

Personal

Full name: Wiley Green... Born: April 3 at Irving, Texas... Parents: Lamar and Tara Green ... (one sister)... Father played soccer at Midwestern State & North Texas and professionally with Dallas Inter of the Lone Star Soccer Alliance for three years... One grandfather (Thomas Wiley Norman, Jr) pitched for East Carolina as did one great uncle (Robert Wright Norman)... Other grandfather played lacrosse at UConn... Uncle (Derek Green) ran track for Texas A&M... Rice major: Sport Management/Economics... Rice College: Baker

Wiley Green's Career Stats

PASSING	COMP	ATT	PCT	YDS	LONG	TD	INT
2018	45	88	51.1	621	60	3	4
2019	75	142	52.8	787	55	4	2
2020	2	10	20.0	27	16	0	1
TOTAL	122	240	52.2	1,435	60	7	7
RUSHING	ATT	YARDS	YDS/ATT	LONG	TD		
2018	15	34	2.3	10	2		
2019	27	-29	-1.1	8	0		
2020	4	-9	-2.3	6	0		
TOTAL	46	-4	-0.1	10	2		

Single Game Highs

Pass Completions: 21 at North Texas (O 27, 2018)
Pass Attempts: 37 at North Texas (O 27, 2018)
Passing Yards: 313 vs. UTEP (N 3, 2018)
Passing Touchdowns: 2, 2x, last at UAB (O 5, 2019)
Rushing Attempts: 8, 2x, last vs. Southern Miss (O 26, 2019)
Rushing Yards: 33 vs. Old Dominion (N 24, 2018)
Rushing Touchdowns: 1, 2x, last vs. Old Dominion (N 24, 2018)

2021 Rice Owls



HUNTER HANLEY

50

RUSH, 6-2, 219, FRESHMAN
HERSHEY, PA.
MILTON HERSHEY HS

At Rice

Conference USA Commissioner's Honor Roll (2021)

2020

Earned a letter as a member of the squad during the pandemic impacted season but did not see action in any games.

2019

Redshirted

Milton Hershey High School

All-Mid Penn Capital Division second team selection as a linebacker and co-captain for coach Jeff Boger as a senior, helping spark the Spartans to an 10-2 record and the first home playoff game in school history... Finished with 100 tackles, 4.5 sacks, picked off one pass and broke up three in his first year as a starter... National Honor Society and National Spanish Honor Society... Student Government Association ... Visionary award, most ideal computer technician award, entrepreneurship award, and rotary student of the month... Started a supplement and nutrition assistance program for underclassmen football players... junior chapel core leader (assisted in leading elementary student chapel services).

Personal

Full name: Hunter Donald Hanley... Born: August 20 at Buffalo, New York ... Parents: Hugh and Laura Hanley... Mother played basketball at Houghton College and is a member of her high school's athletics hall of fame... Rice Major: Economics... Rice College: Brown



GERON HARGON

44

LB, 6-2, 220, FRESHMAN
SHREVEPORT, LA.
CAPTAIN SHREVE HS

at Rice

Conference USA Commissioner's Honor Roll (2021)

2020

Saw action in a pair of games as a true freshman on special teams... Made his debut against North Texas and also saw action against UAB.

Captain Shreve High School

Standout linebacker for coach Bryant Sepulvado at Captain Shreve High School who saw his senior season cut short in his second game... Returned a fumble for a 60-yard touchdown on his final play... Preseason All-Louisiana and on The Shreveport Times Top Ten All-Area team heading into his senior year... Four-year letterman and three-year starter for the Gators and was credited with 130 tackles (20 for loss, 10.5 sacks), recovered four fumbles, forced three and intercepted a pair of passes in his career... All-District 1-5A as a junior... Student Council, FCA, National Honor Society, Class Vice-President, FBLA, First United Methodist Church Youth Group... Distinguished Scholar, HOBY award winner, Scholastic Writing Award Silver Key Recipient, FCA President... FBLA Conference 1st place (Sports Management) 2018.

Personal

Full name: Charles Geron Hargon III... Born: August 31 at Shreveport, La. ... Parents: Chad and Stacey Hargon... (two brothers)... Rice Major: Undeclared (Social Sciences Division)... Rice College: Baker.



JALEN HARGROVE

52

DL, 6-4, 305, FRESHMAN
PATTERSON, N.J.
CHOATE ROSEMARY HALL HS

2021 signee who joined the Owls in January and participated in Spring Practice.

Choate Rosemary Hall

Elected to attend prep school after high school graduation to focus on football, but sat out the 2020 season after Choate cancelled football due to the pandemic.

Kennedy High School

Honorable mention All-Big North as a senior in 2019 at Kennedy High School for coach Ron Jackson in his first year as a starter... Was credited with 25 tackles (six for loss, including four sacks)... A four-year letterman in basketball at Kennedy, earning all-league and all-county honors and leading Kennedy to the Group 4 Sectional championship... A member of the National Honor Society, the Spanish National Honor Society and the Garden State Scholars.

Personal

Full name: Jalen Samir Hargrove... Born: April 12 at Hackensack, New Jersey... Parents: Charlie Hargrove and Nichelle Nixon... Uncle (James Hargrove) played basketball at Duquesne and led the A-10 conference in scoring in 1992 (220.7 ppg) ... Rice major: Undeclared... Rice College: Hanszen



JAGGAR HEBEISEN

81

TE, 6-4, 225, FRESHMAN
COLLEYVILLE, TEXAS
HERITAGE HS

Heritage High School

Two-time, all-district first team selection at tight end for coach Kirk Martin... Also started at defensive end... Had 36 career receptions for 520 yards and seven touchdown receptions in addition to 15 tackles for loss (five sacks) on defense... Reached the 5A D1 quarterfinals as a junior before falling to Denton Ryan and future fellow Owl signee DJ Arkansas... Two-time team captain... VYPE DFW Tight End of the Year... Dave Campbell's Texas Football's Top 300... 2020 Whataburger Super Team Nominee... Lettered on Heritage's 2019 5A state champion baseball team... 2nd team THSCA Academic All-State... President's Award for Academic Excellence... FCA, Red Jacket Leadership Group... Reader and greeter at GCISD elementary and middle schools.

Personal

Full name: Jaggar Bryan Hebeisen... Born: June 28 at Louisville, Kentucky... Parents: Steve and Bobbie Jo Hebeisen ... Father swam and played basketball at Southern Indiana ... Rice major: Undeclared... Rice College: Jones

2021 Rice Owls



VAN HEITMANN

98

DL, 6-6, 200, FRESHMAN
HOUSTON, TEXAS
STRATFORD HS

Conference USA Commissioner's Honor Roll (2021)

2020

Earned a letter as a member of the squad during the pandemic impacted season but did not see action in any games.

Stratford High School

Two-year starter who earned All-District honors for head coach Todd Rankin.

Personal

Full name: Van Michael Heitmann... Born: February 12 at Cypress, Texas... Parents: James and Lauren Heitmann... (two brothers, one sister)... Uncle (Eric Heitmann) played football at Stanford and played eight seasons for the San Francisco 49ers... Rice Major: Undeclared... Rice College: Wiess.



BRIAN HIBBARD

42

FB, 6-0, 230, FRESHMAN
BATON ROUGE, LA.
CATHOLIC HS

2020

Earned a letter as a member of the squad during the pandemic impacted season but did not see action in any games.

Catholic High School

Four-year starter for head coach Gabe Fertitta where he helped the Bears to two state championships... Two-time First Team All-State honoree.

Personal

Full name: Brian Hibbard... Born: July 7 at Rolla, Mo. ... Parents: Anne Hibbard... (one brother, two sisters)... Rice Major: Undeclared... Rice College: Lovett.



CONNOR HUGHES

67

OL, 6-2, 284, FRESHMAN
KATY, TEXAS
CINCO RANCH HS

At Rice

C-USA Commissioner's Honor Roll (2020,2021)
C-USA Spirit of Service Award (2021)

2020

Earned a letter as a member of the squad during the pandemic impacted season but did not see action in any games... C-USA Fall Spirit of Service Award winner

2019

Redshirted

Cinco Ranch High School

Two-year starter and earned three letters for coach Don Clayton at Cinco Ranch HS... Helped lead the Cougars to the 2016 6A D2 semifinals... Threw the shot in track... Second-team Academic All-State selection as well as All-Academic District 19-6A... Member of the Good Sportsmanship League and Environmental Club.

Personal

Full name: Connor Hughes... Born: April 27 at Houston, Texas ... Parents: Sean and Jessica Lilly Hughes... One sister... Grandfather (Carol Hughes) played Lacrosse and soccer at Johns Hopkins... Rice major: Sport Management/Managerial Studies... Rice College: Baker



SHAWQI ITRAISH

15

QB, 6-3, 190, FRESHMAN
BRADENTON, FLA.
BRADEN RIVER HS

Braden River High School

Two-year starter for coach Curt Bradley at Braden River where he set career records with 4,036 yards passing and 35 touchdowns while completing 60% of his passes... Threw for 1,366 yards and 14 TDs in eight games as a senior for the Pirates... Braden River has sent quarterbacks Jacob Huesman (Appalachian State) and Bryan Gagg (East Carolina) to the FBS ranks prior to Itraish... A member of the National Honor Society.

Personal

Full name: Shawqi Itraish... Born: November 11 at Sarasota, Florida.. Parents: Bashar and Hanan Itraish... Rice major: Undeclared... Rice College: Lovett



CALEB JAMES

95

DE, 6-0, 282, FRESHMAN
CYPRESS, TEXAS
NORTH SHORE HS

At Rice

Conference USA Commissioner's Honor Roll (2021)

2020

Walk-on who earned his first playing time at North Texas and also saw action against Marshall and UAB.

North Shore High School

Three-year starter for head coach John Kay where he helped the Mustangs to the UIL State Championship and the fourth-ranked team in the nation... Named Second Team Academic All-District... As a senior, recorded 26 tackles, 17 pressures, two sacks and three TFL's... Earned the Touchdown Club Scholar-Athlete Award as one of the Top 25 scholar-athletes in Houston... Named Semper Fidelis All-American... Earned the NUC All-World Football Game Offensive and Defensive Line MVP Awards... Named the Outstanding Field Eventer at the Cypress Fairbanks District Track Meet.

Personal

Full name: Caleb James... Born: August 21 at Houston ... Parents: Brian and Jodie James... (one brother, one sister)... Cousin Kelsi Alexander ran track at Prairie View A&M... Cousin Cahren Alexander played football at Texas Southern... Named to Chick-Fil-A Leadership Academy... Rice Major: Undeclared (Social Sciences Division)... Rice College: Wiess.



JONATHAN JEAN

28

**CB, 5-10, 175, FRESHMAN
LAKELAND, FLA.
VICTORY CHRISTIAN ACADEMY**

Victory Christian Academy

Three-year starter for coach Kendrick Stewart at Victory Christian, which rolled to the FSHAA 2A state title in his junior year... Credited with 187 tackles, 30 pass breakups 19 TFLs, five interceptions, two forced fumbles and one fumble recovery in his career... Picked off three passes as a senior, returning two for touchdowns... Competed in track and finished 10th in the state meet triple jump as sophomore... A member of the National Honor Society.

Personal

Full name: Jonathan Lamar Jean... Born: April 8 at West Palm Beach, Florida.. Parents: Idonel Jean and Ismona Julien... Rice major: Undeclared... Rice College: Lovett



JERRY JOHNSON III

32

**FB, 6-1, 232, FRESHMAN
PORT ST. LUCIE, FLA.
TREASURE COAST HS**

At Rice

C-USA Commissioner's Honor Roll (2020, 2021)

2020

Earned a start in the opener against Middle Tennessee, completing his rise from walk-on center to backfield starter... Saw action in all five games and added a second start vs. UAB in the season finale.

2019


True freshman walk-on who saw action in three games after a position switch while also preserving his redshirt... Opened camp and began the season as a reserve center, but switched to fullback in October and made his debut vs. Marshall... Also saw action against North Texas and UTEP... A member of Mike Bloomgren's second recruiting class who walked on in 2019.

Treasure Coast High School

Two-year starter and four-year letterman for coach Irvin Jones as the Titans reached the Florida 8A Playoffs... Played both guard and center... National Honor Society and Mu Alpha Theta member... Dean's List and graduated from high school with an Associate's Degree.

Personal

Full name: Jerry Miles Johnson III... Born: January 24 at Tallahassee, Florida ... Parents: Jerry Miles Johnson II and Lakeisha Maria Edwards... Father earned All-ACC honors as a defensive lineman at Florida State in 1999 and was drafted in the fourth round of the 2000 NFL Draft by Denver... Played two seasons for the Broncos..... Rice Major: Sport Management... Rice College: Brown



JOVONI JOHNSON

3

**QB, 6-3, 215, FRESHMAN
CONWAY, ARK.
CONWAY HS**

At Rice

C-USA Commissioner's Academic Medal (2019, 2020, 2021)
C-USA Commissioner's Honor Roll (2020, 2021)

2020

Stepped into the starting role in the Owls' historic shutout of #15 Marshall, and completed 10 of 14 passes for 86 yards... Started the finale against UAB and threw for a career-best 139 yards and a touchdown but left the game late with an injury... Rushed five times for 37 yards in the opener vs. Middle Tennessee.

2019

True freshman quarterback who saw action in four games, including his first career start, while preserving his redshirt... Made his debut at UTSA with a career-best run of 26 yards on his first snap... Also saw action vs. Southern Miss before making the start against Marshall... Compiled 162 yards of total offense (65 rushing, 97 passing) against The Herd... Opened the game by completing his first four career pass attempts and later connected with Austin Trammell for his first career touchdown (two yards)... Scored his first two rushing touchdowns in the second half of the season finale at UTEP and finished the game with 10 carries for 62 yards... Ranked third on the team with 159 yards on the ground and tied for second with two rushing touchdowns.

Conway High School

7A Central All-State selection for coach Keith Fimple after leading the Wampus Cats to the state semifinals... Threw for 1,548 yards and ran for another 929 as a senior while being responsible for 34 touchdowns... Selected to play in the Arkansas High School All-Star game... Air National Guard Scholar Athlete of the Year... Completed his career with 2,161 yards passing and 1,367 yards on the ground and totaled 52 touchdowns... National Honor Society and National Merit Scholar... Golden Lamp Outstanding Student... Arkansas 2nd District Teen Court... Caring Cats Special Education Inclusion Tutoring.

Personal

Full name: JoVoni O'Keith Johnson... Born: February 2 at Conway, Arkansas ... Parents: Dwayne McCray and Markiba Johnson... One brother, one sister..... Rice major: Sport Management/Economics... Rice College: Sid Richardson

JoVoni Johnson's Career Stats

PASSING	COMP	ATT	PCT	YDS	LONG	TD	INT
2019	10	18	55.6	97	18	1	0
2020	27	37	73.0	225	26	1	0
TOTAL	37	55	67.2	322	26	2	0
RUSHING	ATT	YARDS	YDS/ATT	LONG	TD		
2019	27	159	5.9	26	2		
2020	26	83	3.2	25	0		
TOTAL	53	242	4.6	26	0		

Single Game Highs

Pass Completions: 17 vs. UAB (D 12, 2020)
Pass Attempts: 23 vs. UAB (D 12, 2020)
Passing Yards: 217 vs. UAB (D 12, 2020)
Passing Touchdowns: 1, 2x, last vs. UAB (D 12, 2020)
Rushing Attempts: 13 vs. Marshall (N 2, 2019)
Rushing Yards: 65 vs. Marshall (N 2, 2019)
Rushing Touchdowns: 2 at UTEP (N 30, 2019)

2021 Rice Owls



NATE KAMPER

14

TE, 6-6, 222, FRESHMAN
FORT HOOD, TEXAS
KILLEEN HS

2020

Earned a letter as a member of the squad during the pandemic impacted season but did not see action in any games.

Killeen High School

Two-time All-District 12-6A second team selection for coach Neil Searcy at Killeen... Caught 15 passes for 121 yards as a senior and 36 for 426 yards and a pair of touchdowns in his career as a three-year starter... Academic All-State second team... Eagle Scout... National Honor Society- Vice President... Student To Student... Club Beyond.

Personal

Full name: Nathaniel Kamper.. Born: July 3 at Alexandria, Va. ... Parents: Kenneth and Krista Kamper... (one sister)... F Father (Maj. Gen. Kenneth Kamper) is the Commanding General of the Fires Center of Excellence and Fort Sill, Oklahoma... Rice Major: Undeclared... Rice College: Sid Richardson.



ISSAC KLARKOWSKI

54

OL, 6-2, 280, FRESHMAN
GREEN BAY, WISC.
SOUTHWEST HS

At Rice

C-USA Commissioner's Academic Medal (2021)
C-USA Commissioner's Honor Roll (2020, 2021)

2020

Started all five games and took 355 snaps while playing the entire season with a cast on his left hand, the result of a preseason injury.

2019

True freshman walk-on who joined the team at the start of training camp but found himself in the starting lineup for the final two games... Had been working with the scout team all fall, but promoted to the travel squad the day before the North Texas game after starting center Shea Baker became ill... Stepped in as the starter and took all 123 offensive snaps against the Mean Green and at UTEP as the Owls completed their season-ending, three-game winning streak... A member of Mike Bloomgren's second recruiting class who walked on in 2019.

Southwest High School

Two-way standout for coach Tim Birr, earning all-conference and all-region honors on both offense and defense... Led team to the 2017 WIAAWI Division 2 semifinals... Did not allow a pressure in 244 pass attempts on offense while piling up 61 tackles (6 for loss/3 sacks) on defense as a senior... Only allowed 15 pressures in 1,013 snaps on offense in his career, and was credited with 121 tackles (14 for loss/7.5 sacks) on defense... Semifinalist for the Joe Thomas Award as the state's top offensive lineman... Four-year letterman in wrestling with over 100 career wins... Ranked 4th in his weight class... Valedictorian, National Honor Society, Student Council, Key Club, Peer Athletic Council... Member of the Science and Math teams.

Personal

Full name: Isaac Norman Klarkowski... Born: January 8 at Green Bay, Wisconsin ... Parents: John and Missy Klarkowski... Two sisters... Uncle (Jeff Karkowski) wrestled at UW Oshkosh, cousin (Zach Klarkowski) played football at St. Norbert College, uncle (Jason Willems) played football at St. Norbert and baseball at Western Wisconsin Technical College for one year... Rice Major: Mechanical Engineering... Rice College: Duncan



ZANE KNIPE

13

WR, 5-11, 180, FRESHMAN
HOUSTON, TEXAS
LAMAR HS

At Rice

C-USA Commissioner's Honor Roll (2020,2021)

2020

Elected to sit out the season after suffering an injury during practice before the opener vs. Middle Tennessee.

2019

True freshman wide receiver who provided some productive moments down the stretch while preserving his redshirt... Made his debut vs. LA Tech and then saw action in each of the Owls' three wins to close the season... Rushed the ball four times for 44 yards and caught one pass for 42 yards... Averaged 17.2 yards on five touches... First career carry was for 12 yards vs. Middle Tennessee on the Owls' third scoring drive of the first half... Second carry was for seven yards vs. North Texas on the Owls' first scoring drive of the game... Final carry was for a season-best 25 yards to set up a short touchdown pass from Tom Stewart to Austin Trammell on the Owls' opening drive at UTEP... First career reception was a 42-yard catch and run from Tom Stewart to set up the Owls third TD at UTEP... A member of Mike Bloomgren's second recruiting class who signed during the early period in December of 2018.

Lamar High School

All-District 18-6A for coach Mike Lindsey at Lamar as the Texans captured the district title... Two-year starter at Lamar... Caught 30 passes for 451 yards and five touchdowns as a senior in eight games... Member of Dave Campbell's Texas Football's Top 300 and featured as part of DCTF's postseason "Class of 2019"... Houston Chronicle's Houston 100 ... Finished his career with 42 receptions for 662 yards and eight touchdowns and averaged 27.5 yards on six kick returns, returning one for a touchdown... Named Elite Academic All-State... National Honor Society... Served as the President of the Science National Honors Society... Young Life.

Personal

Full name: Zane Hayes Knipe... Born: September 12 at Houston, Texas... Parents: Chad and Stormy Hayes-Knipe... One sister... Grandfather, Loy Hayes, played quarterback at New Mexico State... Rice Major: Mathematical Economic Analysis... Rice College: Baker

Zane Knipe's Career Stats

RUSHING	ATT	YARDS	YDS/ATT	LONG	TD
2019	4	44	11.0	17	0
RECEIVING	ATT	YARDS	YDS/REC	LONG	TD
2019	1	42	42.0	42	0



COLE LATOS

99

DL, 6-5, 270, FRESHMAN
ALLEN, TEXAS
ALLEN HS

At Rice

Conference USA Commissioner's Honor Roll (2021)

2020

Earned a letter as a member of the squad during the pandemic impacted season but did not see action in any games... Earned a spot on the Owls baseball roster as well, but did not see action in any games in 2021.

Allen High School

All-District 9-6A as a senior for coach Terry Gambil as the Eagles won the Bi-District title and finished 11-1... Credited with 34 tackles, including a pair of sacks, three quarterback hits and one pass breakup as a senior... Finished with 66 tackles, five for loss (three sacks) in two years of varsity action as the Eagles were a combined 27-2 and reached the 6A D1 semifinals in his junior year... Also played baseball and earned All-District 6-6A honors as a sophomore DH... Academic All-State second team... PALS (Peer Assistance and Leadership).

Personal

Full name: Cole Thomas Latos... Born: October 20 at Dallas ... Parents: Tom and Julie Latos... Father, Tom, played football at Tulane... Rice Major: Undeclared... Rice College: Baker.



MIKE LEONE

53

OL, 6-5, 270, FRESHMAN
BRYN MAWR, PA.
THE HUN SCHOOL

At Rice

Conference USA Commissioner's Honor Roll (2021)

2020

Earned a letter as a member of the squad during the pandemic impacted season but did not see action in any games.

The Hun School

All Mid-Atlantic Prep League as a junior and senior for coach Todd Smith as the Raiders won the New Jersey state prep title and the MAPL title in his junior year... Two-year starter leading the way for an offense that averaged 37.6 points per game and was a combined 14-3... Three-year letterman in both football and track... First Rice recruit from Pennsylvania since defensive Jimmy Shaw (Spring Grove) in 2002.

Personal

Full name: Michael Christopher Leone... Born: September 22 at Bermuda ... Parents: John and Terry Leone... (two sisters)... Father (John Leone) played basketball at William and Mary, uncle (Chris Leone) was a kicker at Georgia Tech and his grandfather (Michael Leone) played football at Dartmouth... Rice Major: Kinesiology... Rice College: Martel.



KIRK LOCKHART

9

SAF, 5-11, 187, SOPHOMORE
CEDAR HILL, TEXAS
CEDAR HILL HS

At Rice

C-USA Commissioner's Honor Roll (2020, 2021)

2020

Tied for second on the team with 28 tackles despite missing one game (Southern Miss)... Started four of five... Made his starting debut in the opener vs. Middle Tennessee and matched his previous career total with 12 tackles... Closed strongly, picking up seven tackles at #15 Marshall and eight in the finale vs. UAB, including his first career tackles for loss (1.5 for a loss of two)... Tied for second on the team with three special teams tackles (all on kickoff coverage).

2019

True freshman who made an immediate impact, first on special teams and later with his play in the defensive backfield... Played in 10 games, making his debut vs. Wake Forest... Credited with 12 tackles, four of them on kickoff coverage (tied for fourth on the team)... Credited with three tackles twice, at UAB (one kickoff, two on defense) and Southern Miss (all on defense)... A member of Mike Bloomgren's second recruiting class who signed during the early period in December of 2018.

Cedar Hill High School

Blossomed into a defensive standout in his first year as a starter for coach Carlos Lynn, helping lead the Longhorns to the District 6-7A D2 title... Credited with 40 tackles (two for loss), picked off seven passes, broke up nine others and forced three fumbles... Joins his teammate in the Longhorn defensive backfield, Joshua Landrum, in signing with the Owls... Also competed in track and powerlifting and finished third in his weight class... Student Council... Student Leadership... Computer Club.

Personal

Full name: Kirk Lockhart... Born: November 28 at Los Angeles, California... Parents: Kirk and Veronica Lockhart... One brother, three sisters... Rice Major: Sport Management... Rice College: Hanszen

Kirk Lockhart's Career Statistics

DEFENSE	UT	AT	TOT	SACK	TFL	FF	FR	PD	QBH
2019	8	4	12	-	-	-	-	1	-
2020	16	12	28	-	1.5/2	-	-	-	-
TOTAL	24	16	40	-	1.5/2	-	-	1	-

Single Game Highs

Tackles: 12 vs. Middle Tennessee (O 24, 2020)



JOHN LONG

76

OL, 6-4, 300, FRESHMAN
KEMPNER, TEXAS
LAMPASAS HS

Lampasas High School

Three-year starter for Troy Rogers at Lampasas, earning All-State, All-Centex and all district honors as a junior... Averaged 14 pancakes/knockdowns as a senior (141 in 10 games) and was credited with over 350 in his career... Dave Campbell's Texas Football Top 40 Offensive Linemen heading into this year and one of the top 100 in the state heading into his junior year... Went head-to-head with fellow Rice signee Blake Boenisch in the third round of the 2019 state playoffs, a 66-44 win by Lampasas which went on to reach the state semis before losing to eventual state champion Carthage... Also competed in power lifting... Academic All-District.

Personal

Full name: John Scanlan Long... Born: January 29 at Kent, Washington... Parents: Daniel and Nora Long... One brother... Rice major: Undeclared... Rice College: Duncan



PAYTON LOVELL

69

OL, 6-5, 285, FRESHMAN
TROPHY CLUB, TEXAS
BYRON NELSON HS

At Rice

Conference USA Commissioner's Honor Roll (2021)

2021

Will sit out the season while recovering from a spring injury.

2020

Earned a letter as a member of the squad during the pandemic impacted season but did not see action in any games.

Byron Nelson High School

Played for coach Travis Pride... Academic All-State Honorable Mention... In two years as a starter, allowed just two sacks... Two-time District champion and state qualifier in wrestling.

Personal

Full name: Payton Todd Lovell... Born: July 25 at Trophy Club... Parents: Darren Lovell and Kolleen Kiburz... Rice Major: Undeclared... Rice College: Martel.



WILL MARTINEZ

51

NT, 6-2, 238, FRESHMAN
HOUSTON, TEXAS
LAMAR HS

At Rice

C-USA Commissioner's Honor Roll (2020, 2021)

2020

Earned a letter as a member of the squad during the pandemic impacted season but did not see action in any games.

2019

Redshirted

Lamar High School

Two-year starter and team captain for coach Mike Lindsey at Lamar as the Texans captured the District 18-6A title... Teamed with fellow Rice signee Zane Knipe with the Texans... Finalist for the Touchdown Club of Houston's Outstanding Football Scholar-Athlete Award... National Hispanic Merit Scholar who ranked fourth in a class of 796... Active in Young Life.

Personal

Full name: William Wise Martinez... Born: January 22 at Houston, Texas... Parents: Corby and Jennifer Martinez... One brother, two sisters... Rice Major: Economics... Rice College: Jones



ANDREW MASON

16

WR, 5-10, 157, FRESHMAN
SPRING HILL, TENN.
RAVENWOOD HS

At Rice

Conference USA Commissioner's Honor Roll (2021)

2020

Saw action in all five games, catching a pair of passes in three... Made his first career start at Marshall and matched his career-best with two receptions (20 yards)... Caught his first career passes at Southern Miss, finishing with two receptions for 44 yards.. Caught a pair of 10 yards at North Texas.

Ravenwood High School

6A Tennessee Mr Football Semifinalist and Region 6-6A Co-Offensive Player of the Year for coach Matt Daniels as the Raptors reached the state championship game and finished with a 13-2 record... First scholarship player from Tennessee for the Owls since Jeremy Bates transferred to Rice in 1996... Four-year letterman and three-year starter... Tied the Tennessee state record and fell one shy of the national high school mark by catching seven touchdowns vs. Pulaski Academy (Little Rock, Ark.).. Finished the night with eight receptions for 356 yards and also ran for a score..Pulaski Academy (Little Rock, Ark.). Caught 48 passes for 1,117 yards (23.2 yards per catch) and 20 touchdowns as senior and had 111 receptions for 2,123 yards (19.1 yards per catch) and 32 touchdowns in his career... Academic President's List ... School Broadcasting Team Member.

Personal

Full name: Andrew Amani Mason... Born: October 28 at Nashville, Tenn. ... Parents: Reginald and Tiffany Mason.. (two brothers, two sisters)... One sister (Brianna Mason) was the first African-American women to be named Miss Tennessee (2019) and competed in the 2020 Miss American pageant... Rice major: undeclared... Rice college: Baker

2021 Rice Owls

Andrew Mason's Career Stats

RECEIVING	REC	YARDS	YDS/REC	LONG	TD
2020	6	74	12.3	33	0

Single Game Highs

Receptions: 2, 3x, last at Marshall (D 5, 2020)

Receiving Yards: 44 at Southern Miss (O 31, 2020)



LUKE MCCAFFREY

12

QB, 6-2, 200, FRESHMAN
HIGHLANDS RANCH, COLO.
NEBRASKA

Honors (Nebraska)

Academic All-Big Ten (2020)

Nebraska Scholar-Athlete Honor Roll (Fall 2019, 2020; Spring 2019, 2020)

2020 (Nebraska)

A versatile offensive weapon, playing in seven of eight games, including two starts at quarterback... Completed 48-of-76 passes for 466 yards and one touchdown while rushing 65 times for 364 yards and three touchdowns... Nebraska's third-leading rusher, McCaffrey ranked 16th nationally among all FBS quarterbacks in rushing yards per game (52.0) and 20th nationally among all freshmen in rushing yards per game entering the bowl season... Made his season debut at Ohio State and completed 4-of-5 passing for 55 yards, rushed for 80 yards on only nine carries and also had a five-yard reception against the fifth-ranked Buckeyes... Broke off a career-long 47-yard run on Nebraska's opening touchdown drive vs. OSU... First career start came in win over Penn State, becoming the first Husker quarterback to win his first career start since 2013... Completed 13-of-21 passes for 152 yards, including a 45-yard touchdown pass and led Nebraska with 67 rushing yards. Posted his career-high of 256 yards of total offense against Illinois (13-of-26 for 134 yards passing and 122 yards and two touchdowns rushing)... Became the 100th player in Nebraska history to rush for 100 yards in a game with his effort vs. Illinois.

2019 (Nebraska)

Appeared in four games while preserving his redshirt... Completed 9-of-12 passes for 142 yards and two touchdowns, ran for 166 yards on 24 carries and also lined up at receiver for the final two games, catching one pass for 12 yards. Played both wide receiver and quarterback in Nebraska's 54-7 win at Maryland, completing 3-of-5 passes for 32 yards and rushing 10 times for 83 yards with one reception for 12 yards.

Valor Christian HS

Guided Valor Christian to a perfect 14-0 record and a Class 5A state championship in 2018 while playing for his father Ed... Threw for 2,202 yards as a senior, with 21 touchdowns and only four interceptions... Rushed for 526 yards and eight touchdowns and averaged nearly 6.5 yards per carry... Passed for 169 yards, while picking up 72 yards on the ground in the state title game vs. Cherry Creek... Split time at quarterback as a junior with Colorado signee Blake Stenstrom... Helped Valor Christian to an 11-1 record by rushing for 548 yards and passing for 878 yards and completing 78 % of his attempts... First-team All-Colorado choice as a quarterback by the coaches association, and was a first-team all-state pick by the Denver Post as an athlete... Ranked as the nation's No. 142 overall prospect by ESPN.com, which listed him as the top prospect in Colorado and the No. 5 dual-threat quarterback in the country... Top player in Colorado, the No. 11 athlete prospect and among the top 300 players in the nation according to 247Sports... Chose Nebraska originally over Colorado, Michigan, Ohio State, Washington and UCLA.

Personal

Full name: Luke McCaffrey... Born: April 2... Parents: Ed and Lisa McCaffrey... Father is currently the head coach at Northern Colorado... Three brothers... Oldest brother, Max was a wide receiver at Duke and is currently an assistant coach for his father at Northern Colorado... Christian was the 2015 Associated Press Player of the Year at Stanford in a Cardinal attack coordinated by Owls head coach Mike Bloomgren and was a first-team NFL All-Pro and Pro Bowl selection with the Carolina Panthers in 2019... Dylan combined with his father to win three state titles at Valor Christian before signing with Michigan, before transferring to play again for his father at Northern Colorado in 2021... Rice Major: Undeclared... Rice College: Baker

Luke McCaffrey's Career Stats (At Nebraska)

PASSING	COMP	ATT	PCT	YDS	LONG	TD	INT
2019	9	12	75.0	142	39	2	0
2020	48	76	63.1	466	45	1	6
TOTAL	57	88	65.0	608	45	3	6

RUSHING	ATT	YARDS	YDS/ATT	LONG	TD
2019	24	166	6.9	15	1
2020	65	364	5.6	47	3
TOTAL	89	530	6.0	47	4

Single Game Highs

Pass Completions: 15 vs. Illinois (N 21, 2020)

Pass Attempts: 26 vs. Illinois (N 21, 2020)

Passing Yards: 152 vs. Penn State (N 14, 2020)

Passing Touchdowns: 1, 3x, last vs. Penn State (N 14, 2020)

Rushing Attempts: 26 vs. Illinois (N 21, 2020)

Rushing Yards: 122 vs. Illinois (N 21, 2020)

Rushing Touchdowns: 2 vs. Illinois (N 21, 2020)



KEITH J MCCORD II

20

WR, 6-1, 174, GRADUATE
HUNTINGTON BEACH, CALIF.
YALE

At Rice

Conference USA Commissioner's Honor Roll (2021)

2020

Joined his younger brother at Rice as a grad transfer from Yale, but was injured prior to the start of the season and elected to sit the year out.

At Yale

2019

Saw action in four games, making one catch for 14 yards against Fordham.

2018

Served role as backup wide receiver... Made 2 catches against Maine

2017

Was not on roster.

2016

Missed season with leg injury

2015

Served in a backup role at wide receiver... Received minor varsity letter... Injured in Brown JV game and missed rest of the season.

Sage Hill High School

Played football, basketball and competed in track & field... Earned 10 varsity letters... Sage Hill School Athlete of the Year 2015... Two-time team MVP... First team All-league, twice in football and three times in track... As a QB threw for 29 TDs and 264 yards per game in 10 games senior year... Also had 42 solo tackles and three interceptions... High Jump State Open Finals second place twice.

2021 Rice Owls

Personal

Full Name: Keith CJ McCord II... Born: August 18 at Newport Beach, Calif... Parents: Keith and Sophia McCord... One brother, one sister... Brother Miles is a junior on the Rice football team... Sister Sydney runs track at Yale... Also earned All-Ivy League honors as a high jumper at Yale... Masters in Bioscience and Health Policy.



**MILES
MCCORD**

24

**DB, 6-1, 163, JUNIOR
HUNTINGTON BEACH, CALIF.
GOLDEN WEST COLLEGE**

At Rice

C-USA Commissioner's Honor Roll (2020, 2019)
Rice Honor Athlete 2021

2020

Stepped up when injuries thrust him into the starting lineup, starting all five games at corner... Made his starting debut in the opener vs. Middle Tennessee and was credited with his first four career tackles... Picked off his first career pass and was credited with three tackles at Southern Miss and added three vs. North Texas and four at Marshall.

2019

Transfer from Golden West JC who saw action in four games on special teams and defense while preserving his redshirt... Made his debut vs. LA Tech and also saw action vs. Southern Miss, Marshall and Middle Tennessee.

Golden West Junior College

Credited with 11 tackles for coach Nick Mitchell at Golden West in his lone season with the Rustlers... Golden West was ranked seventh in Southern California.

Sage Hill School

Three-year starter as a wide receiver for coach BJ Crabtree, with 61 receptions, 1,028 yards and 28 touchdowns while also picking off three passes on defense... Earned a total of eight letters in high school, also competing in basketball and track... Newport Beach Chamber of Commerce Outstanding Student-Athlete Award

Personal

Full name: Miles Edward McCord... Born: September 17 at Newport Beach, Calif... Parents: Keith and Sophia McCord... One brother, one sister... Brother Keith is on the Rice football team... Sister (Sydney) is competes in track at Yale... Rice major: Sport Management... Rice College: Martel

Miles McCord's Career Statistics

DEFENSE	UT	AT	TOT	SACK	TFL	FF	FR	INT	PD
2019	0	0	0	0	0.0/0	0	0	0	0
2020	7	7	14	0	1.0/3	0	0	1	3
TOTAL	7	7	14	0	1.0/3	0	0	1	3

Single Game Highs

Tackles: 4, 2x, last at Marshall (D 5, 2020)
TFL: 1.0 at Southern Miss (O 31, 2020)
Interceptions: 1 at Southern Miss (O 31, 2020)



**TJ
MCMAHON**

9

**QB, 6-0, 197, SOPHOMORE
ANAHEIM, CALIF.
CERRITOS COLLEGE**

At Rice

Conference USA Commissioner's Honor Roll (2021)
Rice Honor Athlete 2021

2020

Did not see action in his first season after transferring from Cerritos, but earned a letter as a member of the squad during the pandemic impacted season.

2019

Set a school record for completion percentage and led Cerritos to a 7-4 record and a win over Ventura College in the Joe Kapp Real Estate Beach Bowl... Completed 65.8% of his passes (194-of-295) for 2,667 yards and 24 touchdowns while throwing only five interceptions for coach Dean Grosfeld... His passing yards rank second in school history... Ranked as the 10th best pro-style JC QB by JCGridiron.com... First Cerritos product to sign with Rice since Jim Willard in 1980.

2018 (Mississippi State)

Spent a season as a walk-on at Mississippi State before transferring to Cerritos.

Servite High School

All Trinity League as a senior at Servite High School for coach Scott Meyer in his only season at quarterback... Threw for 2,155 yards and 22 touchdowns and ran for 1,003 and 13 scores after switching from wide receiver... Played against fellow Owl Jake Bailey in high school.

Personal

Full Name: Tyler James McMahon... Born: July 31 at Mission Viejo, California... Parents: Jim McMahon and Tracy McMahon... (one brother, one sister)... Older brother Ryan is a second baseman with the Colorado Rockies... Rice Major: Sport Management... Rice College: Jones.



**BENNETT
MECOM**

84

**WR, 6-3, 203, FRESHMAN
FRISCO, TEXAS
REEDY HS**

At Rice

C-USA Commissioner's Academic Medal (2020, 2021)
C-USA Commissioner's Honor Roll (2020, 2021)

2020

Earned a letter as a member of the squad during the pandemic impacted season but did not see action in any games.

2019

Redshirted

Reedy High School

All-District 7-5A D2 as a senior for coach Chad Cole as the Lions captured the district title and advanced to the regional final... Three-year starter... Caught 56 passes for 900 yards and six touchdowns as a senior and graduated as the leading receiver in Reedy history with 111 receptions for 1,594 yards and 12 touchdowns... Lettered for three years in basketball... National Honor Society and a member of the Young Men's Service League.

Personal

Full name: Bennett Pierce Mecom... Born: October 27 at Denver, Colorado...
Parents: Jim and Kathy Mecom... One sister... Rice Major: Sport Management...
Rice College: Duncan



CHARLIE MENDES

99

P, 6-3, 200, FRESHMAN
VAN NUYS, CALIF.
HARVARD-WESTLAKE HS

At Rice

C-USA Commissioner's Academic Medal (2020, 2021)
C-USA Commissioner's Honor Roll (2020, 2021)
Conference USA All Freshman 2020

2020

Earned Conference USA All-Freshman honors after averaging 42.8 yards on 21 punts and placing nine of them inside the 20 with only one touchback... Placed two of four punts at Marshall inside the 20 and has seven of 14 on the season... Both punts inside the 20 against The Herd came in the third quarter, pinning them at their 11 and 12 on two of their possessions... Placed two of three punts at Southern Miss inside the 20 and blasted the third 54 yards to flip the field... Averaged 45.3 (net of 42.7) on three punts in his collegiate debut... Blasted a 58-yard effort on his first collegiate attempt.

2019

Redshirted

Harvard-Westlake High School

First-team, all-league as a junior for coach Michael Burnett... Only began playing football as a junior after three seasons of soccer... Ranked as the 35th best punter in the class of 2019 by Chris Sailer... Converted 18 of 19 PATs as a senior... Dean's List... Student Ambassador program co-chairman... Peer Support leader.

Personal


Full name: Charlie Mendes... Born: August 17 at Beverly Hills, California... Parents: Fred and Donna Mendes... One sister... Rice major: Materials Science and Nanoengineering... Rice College: Brown

Charlie Mendes Career Statistics

PUNTING NO	YDS	AVG	LG	FC	TB	I20	50+	BLK	
2020	21	898	42.8	59	5	1	9	5	0

Single Game Highs

Most Punts: 4, 2x, last at Marshall (D 5, 2020)
Long: 59 vs. UAB (D 12, 2020)
Avg. Yards: 45.3 vs. Middle Tennessee (O 24, 2020)



ANTONIO MONTERO

1

LB, 6-0, 222, JUNIOR
EDEN PRAIRIE, MINN.
EDEN PRAIRIE HS

At Rice

C-USA Commissioner's Honor Roll (2019, 2020, 2021)
Rice Honor Athlete 2021

Owls most experience linebacker (29 games/21 starts) returns for his four season.

2020

Fifth on the team with 24 stops in four games... Reached double figures for the fourth time in his career with 10 stops at Southern Miss.

2019

Was second on the team with 83 tackles and 5.0 tackles for loss... Also had three PBU and one forced fumble... Opened the season by setting a career high with 11 tackles at Army and matched that total vs. Marshall and UTEP... Tied fellow linebacker Blaze Alldredge for the team lead with three double-digit tackle games during the year... Kicked the Owls second PAT vs. Texas, becoming the first position player at Rice to score points from placekicks since Sam Hartman in 1989 and the first FBS position starter to kick a PAT in game since LA Tech WR Trent Taylor kicked one vs. UTSA in 2016... Handled the kicking duties at Eden Prairie (MN) HS in his junior and senior seasons in addition to playing linebacker and fullback. He was 102/111 in PATs and 9/11 in field goals, with a long of 47 yards as a junior.

2018

True freshman who started seven of that last nine and finished with 34 tackles... Credited with a career-best seven tackles vs. UTEP... Picked off his first career pass vs. ODU... Picked up a then season-best four tackles vs. UTSA in his second consecutive start... Credited with three tackles at Southern Miss.

Eden Prairie High School

Minnesota Mr. Football, Metro Player of the Year, All-State and AP Defensive Player of the Year for coach Mike Grant as the Eagles capped an undefeated season with their 10th state championship... Credited with 118 tackles (13 for losses), two interceptions and three forced fumbles on defense while rushing for 24 touchdowns as a senior... Concluded his career with 235 tackles (29 for losses), four forced fumbles and three interceptions... A product of the same high school that produced former Owl safety Corey Frazier... AP Honor Student, Hispanic Scholar and a member of the Environmentalist Club.

Personal

Full name: Antonio Montero... Born: October 18 at Eden Prairie, Minnesota... Parents: Luis Monterk and Carrie Montero... (one brother)... Father was born in Spain and played professional soccer until he was 22... Rice Major: Sport Management... Rice College: Lovett

Antonio Montero's Career Statistics

DEFENSE	UT	AT	TOT	SACK	TFL	INT	FF	FR	PD	QBH
2018	20	14	34	0.0/0	0.5/1	1	0	0	1	0
2019	32	51	83	1.0/8	5.0/15	0	0	1	3	3
2020	8	16	24	0.0/0	1.5/8	0	0	0	0	2
TOTAL	60	80	141	1.0/8	7.0/24	1	0	1	4	5

Single Game Highs

Tackles: 11, 3x, last at UTEP (N 30, 2019)
TFL: 2.5 vs. North Texas (N 23, 2019)
Sacks: 1.0 vs. North Texas (N 23, 2019)
Interceptions: 1 vs. Old Dominion (N 24, 2018)



CAMERON MONTGOMERY

1

WR, 5-5, 160, JUNIOR
STAFFORD, TEXAS
STAFFORD HS

2020

Sat out the season while recovering from an injury.

2019

Saw action in seven games on offense and special teams... Carried the ball nine times for 31 yards and caught a pair of passes for eight yards... Top game was vs. Wake Forest when he carried six times for 19 yards... Had a season-long rush of eight yards at UAB.

2018

Redshirted after suffering an injury.

2021 Rice Owls

2017

Lettered as a true freshman after appearing in nine games... Averaged 6.5 yards per attempt on 11 carries, with a long rush of 12 yards vs. LA Tech... Finished with 42 yards vs. the Bulldogs, for his best effort of the year... Made his debut vs. Stanford in the Sydney Cup in Australia and carried the ball once for a gain of four yards... Three of his 11 carries went for 10 or more yards (11 at UTEP, 12 vs. LA Tech, 10 vs. North Texas.

Stafford High School

Speedy second-team, all-district 12-4A selection for coach Ron Counter at Stafford, leading the Spartans to the 4A-D1 Region 3 finals... Averaged better than 10 yards per carry, finishing with 870 yards and eight touchdowns on the ground and finished with 1,267 all-purpose yards as a senior... State champion in the 4A 100 meters in track as a junior... Member of the Stafford honor roll.

Personal

Full name: Cameron Montgomery ... Born: March 28 at Houston, TX... Parents: Troy and Ava Montgomery... (one sister)... Rice major: Sport Management... Rice College: Will Rice.

Cameron Montgomery's Career Stats

RUSHING	ATT	YARDS	YDS/ATT	LONG	TD
2018	11	72	6.5	12	0
2019	9	30	3.3	8	0
TOTALS	20	102	5.1	12	0

Single Game Highs

Rushing Attempts: 6 vs. Wake Forest (S 6, 2019)
Rushing Yards: 42 vs. Louisiana Tech (O 28, 2017)



ELROYAL MORRIS

30

DL, 6-3, 270, FRESHMAN
HOUSTON, TEXAS
DEKANEY HS

Dekaney High School

Three-year starter for coach Anthony Williams at Dekaney who advanced to the second round of the 2020 6A D2 playoffs ... Credited with 40 tackles, including eight sacks and one forced fumble as a senior... Houston Chronicle's Top 100... All-district selection as a junior on the offensive line while also playing on defense... Three-year letterman in baseball... Engineering Club.

Personal

Full name: Elroyal Morris III... Born: August 27 at Houston, Texas .. Parents: Elroyal Jr. and Tanya Morris... One brother... Rice major: Undeclared... Rice College: Sid Richardson.



MYRON MORRISON

33

LB, 6-3, 206, FRESHMAN
HUMBLE, TEXAS
ATASCOCITA HS

At Rice

Conference USA Commissioner's Honor Roll (2021)

2020

Saw action in all five games and picked up his first career tackle on kickoff coverage at Southern Miss.

2019

True freshman who saw action in four games on special teams and defense while preserving his redshirt... Made his debut vs. Baylor and saw action vs. LA Tech, Middle Tennessee and UTEP... Credited with his first career tackle on kickoff coverage vs. LA Tech... A member of Mike Bloomgren's second recruiting class who signed in February.

Atascocita High School

All-District 22-6A selection for coach Craig Stump as the Eagles repeated as district champions... Named team and defensive MVP... Semifinalist for the Touchdown Club of Houston's Defensive Player of the Year... Credited with 127 tackles and a pair of interceptions as a senior... Two-year starter for the Eagles... Academic All State Honorable Mention and National Society of High School Scholars.

Personal

Full name: Myron Cole Morrison... Born: April 22 at Baton Rouge, Louisiana.. Parents: Myron J. Morrison and Tonia Morrison... One brother... Father played defensive back at Southern... Rice Major: Sport Management... Rice College: Lovett



JORDAN MYERS

7

TE, 6-2, 216, SENIOR
DICKINSON, TEXAS
DICKINSON HS

At Rice

2017, 2018, 2019 C-USA Honor Roll... 2020 First Team All-CUSA (Coaches)... 2017 All-CUSA Freshman team

2021 Preseason Honors

Earl Campbell Tyler Rose Award Watch List
Athlon Sports All-Conference USA preseason team (1st team)
Phil Steele All-Conference USA preseason team (2nd team)

2020

Led the team with 24 receptions, scored the Owls only rushing touchdown of the year, returned a pair of punts and one kickoff and picked up a tackle on punt coverage, demonstrating again versatility that has been his trademark throughout his career at Rice... Set career standards for receptions (8) and receiving yards (73) at North Texas... Caught six passes in the opener vs. Middle Tennessee and carried the ball twice for first downs on short yardage situations... Scored the Owls first rushing touchdown of the season and his first since 2017 with a one-yard plunge at Marshall to give the Owls an early lead they would never relinquish.

2019

Played in all 12 games and made six starts as a tight end... Fourth on the team with 16 receptions for 123 yards... 16 receptions are a career-high... Had eight receptions for 85 yards in last five conference games... Tied for the team lead with five special teams tackles, including three vs. North Texas and has nine in his career... Caught a 27-yard pass from Aston Walter to set up the Owls' first touchdown vs. North Texas... Caught a short punt vs. UTEP and returned it eight yards to set up the Owls' first touchdown.

2018

Fourth on the team with 15 catches (241 yards)... Combined with Wiley Green on a 60-yard catch and run vs. ODU, a career long for both... Most experienced tight end for the Owl after seeing action at the position in 2017 and caught one pass for four yards in the opener vs. Prairie View... Teamed up with Shawn Stankavage on a 29-yard reception for his first career touchdown reception and Stankavage's first career TD pass... Hooked up with Jack Fox on a fake punt for a 17-yard completion.

2021 Rice Owls

2017

Fifth on the team with 199 yards rushing and added 119 on 11 receptions while filling a number of roles for the Owls in his first year of action... Made five starts on the year, including the opener vs. Stanford in the Sydney Cup in Australia... Opened the year as the H-Back, but then made three starts at running back before missing a pair of games with an injury... Made his starting debut at running back vs. Army and rushed for a season-best 76 yards on 15 carries... Added 32 at UTSA and 47 vs. LA Tech in his other starts at running back... Scored his first career touchdown on three yard run at UTEP to extend the Owls lead to 24-7 in the fourth quarter... Caught four passes for 42 yards vs. the Miners for his top effort of the year... Had a 21-yard reception at ODU for his longest catch of the year.

Dickinson High School

Four-year starter who scored 101 touchdowns in his career... MVP of district as a senior as the Gators advanced to the 6A Division I semifinals... Three-time All-District 24-6A while playing both running back and tight end... Totaled 2,132 yards and 33 touchdowns on the ground and another 1,450 and five TDs in receiving... Earned All-State honors as a junior tight end (TSWA)... Vype Magazine and Houston Chronicle Houston Top 100... Houston Touchdown Club All Greater Houston preseason team and one of 10 finalists for their Offensive Player of the Year... Houston Touchdown Club Academic Award nominee and second-team Academic All-State.

Personal

Full name: Jordan Cameron Myers. Born: Aug. 22... Parents: Christopher and Christina Myers...Rice major: Masters of Accounting...Rice College: Lovett.

Jordan Myers' Career Stats

RECEIVING	REC	YARDS	YDS/REC	LONG	TD
2017	11	119	10.8	21	0
2018	15	241	16.1	60	1
2019	16	123	7.7	27	0
2020	24	209	8.7	17	1
TOTALS	66	692	10.5	60	2

RUSHING	ATT	YARDS	YDS/ATT	LONG	TD
2017	42	199	4.7	18	1
2018	5	6	1.2	2	0
2019	0	0	0.0	0	0
2020	9	10	1.1	3	1
TOTALS	56	215	3.8	18	2

Single Game Highs

Receptions: 9 vs. UAB (D 12, 2020)
 Receiving yards: 73 at North Texas (N 21, 2020)
 Receiving TDs: 1, 2x, last vs. UAB (D 12, 2020)
 Rushing Attempts: 15 vs. Army West Point (O 7, 2017)
 Rushing Yards: 76 vs. Army West Point (O 7, 2017)
 Rushing Touchdowns: 1, 2x, last at Marshall (D 5, 2020)



LAMONT NARCISSE
 CB, 5-11, 168, FRESHMAN
 PASADENA, CALIF.
 CALABASAS HS

13

At Rice

Conference USA Commissioner's Honor Roll (2021)

2020

Sat out the season after sustaining an injury prior to the start of the season.

Calabasas High School

All CIF Southern Section 5 Division 1, All-Ventura County and Marmonte League defensive back MVP as a senior for coach Chris Claiborne as he helped lead the Coyotes to a 10-3 record, a Marmonte League title and berth in the CIF Southern Division 1 playoffs... Credited with 40 tackles, 14 pass breakups and a pair of interceptions as a senior... Three-year starter... A standout in track who ran a 10.74 100 to reach the finals of CIF Division 2 championship and led off the Coyotes' state champion 4x400 relay as they finished third in the team race.

Personal

Full name: Lamont Kyliin Narcisse... Born: December 11 at Pasadena ... Parents: Lamont Narcisse and Candice Metoyer... Rice Major: Undeclared... Rice College: Will Rice.



AYDEN NORIEGA
 RB, 5-9, 172, FRESHMAN
 AMARILLO, TEXAS
 TASCOSA HS

27

At Rice

C-USA Commissioner's Academic Medal (2021)

C-USA Commissioner's Honor Roll (2020, 2021)

2020

Earned a letter as a member of the squad during the pandemic impacted season but did not see action in any games.

2019

Redshirted

Tascosa High School

All-District 2-6A for coach Ken Plunk as he led Tascosa to the Region 1 title and a berth in the 6A D2 semifinals where they fell to eventual state champion Longview, 45-42... Averaged 14.2 yards per carry (48/701) yards and seven touchdowns as a senior and caught five passes for 89 yards and a pair of touchdowns... Also lettered in baseball for three years and track for two... Academic All State, National Honor Society and Varsity Show Choir.

Personal

Full name: Ayden Noriega... Born: May 31 at Amarillo, Texas.. Parents: Fernando Noriega and Monica Bellar... Three brothers, two sisters... Father played defensive back at Southern... Rice major: Sports Medicine and Exercise Physiology... Rice College: Will Rice



BRAEDON NUTTER
 OL, 6-3, 303, FRESHMAN
 TOMBALL, TEXAS
 MEMORIAL HS

52

At Rice

Conference USA Commissioner's Honor Roll (2021)

2020

Made his debut at Southern Miss and went on to see action against North Texas, Marshall and UAB.


2021 Rice Owls

Memorial High School

Two-time unanimous All-District 14-6A selection and two-time team captain for coach Sam Parker... Three-year starter for the Wildcats and led them to a Bi-District title in 2019... Switched to center as a senior after starting for two years at defensive tackle... Member of the Houston Chronicle's Top 100 and Dave Campbell's Texas Football Top 300... Finalist for the Touchdown Club of Houston's Outstanding Football Scholar-Athlete of the Year... Also played basketball for three years... Academic All-State second team... National Honor Society, National Society of High School Scholars, 4-year PLTW Stem program plan for Engineering.

Personal

Full name: Braedon James Nutter.. Born: December 17 at Odessa, Texas ... Parents: Rod and Charis Nutter...(one brother)... Rice Major: Undeclared... Rice College: Jones.



GEORGE NYAKWOL

20

DB, 6-0, 181, SENIOR
HOUSTON, TEXAS
ALDINE EISENHOWER HS

At Rice

Jess Neely Defensive Award (Defensive Back) 2018 & 2019

2021 Preseason Honors

Phil Steele All-Conference USA preseason team (4th team)

2020

Missed the season after suffering an injury early in fall camp. Phil Steele All-Conference USA preseason team (3rd team).. Athlon Sports All-Conference USA preseason team (4th team)

2019

One of four defenders and five Owls overall to start all 12 games and has started 25 consecutive games over the last two years... Tied for team lead with seven passes defended, tied for second with six PBU and fourth on team with 57 tackles... All seven pass defenses (1 interception and 6 breakups) came in conference action and were tied for ninth in the league through the end of the regular season... Opened the season with seven tackles at Army and matched that total vs. UAB and Middle Tennessee for his season high.. Phil Steele preseason All-USA (fourth team)... Dave Campbell's Texas Football preseason All-Texas (second team).

2018

Led the team with 67 tackles.... Reached double figures in tackles for the first time in his career with 11 vs. UTEP to move into the team lead with 49... Bettered his career-high in each of the last three games and has 26 stops over that time... Made his first career start vs. Prairie View and was credited with a pair of tackles and a pass breakup... Picked off his first pass vs. Wake Forest... Credited with five tackles, including his first career TFL at Southern Miss.

2017

True freshman who earned a letter after a standout performance on special teams... Led the team with seven tackles on special teams, three on kickoffs and four on punt coverage... Twice credited with two tackles in a game (at Pitt, vs. North Texas)... Joined the Rice track team for the C-USA Championship meet held at Rice and finished 6th in the triple jump of 15.15m (49-08.50) after only minimal practice time.

Alief Eisenhower High School

Two-time, All-District 16-6A selection for coach Kerry Bamburg in football, helping lead the Eagles to a bi-district title as a junior... Picked off four passes, returning two for touchdowns, as senior along with 43 tackles and three forced fumbles... Picked off 11 passes in his career (five for TDs) and recorded 121 tackles and eight forced fumbles... Dave Campbell's Texas Football's preseason Subway Super team (3rd team) and Texas Top 300 and part of DCTF's Class of 2017... Houston Chronicle's Houston 100... Touchdown Club of Houston's Preseason All-Greater Houston Defensive MVP and recognized as a TCH Scholar Athlete... Three-time state qualifier in the triple jump, earning All-State honors each year... Also a member of the Eagles two-time district champion 4x400 relay... Completed in the UIL Math and Spelling Competitions, finishing fifth in the later in 2016.

Personal

Full name: George Nyakwol ... Born: December 6 at Beirut, Lebanon.. Parents: Shan Nyakwol and Veronica Ajak... (one brother, three sisters)... Rice major: Kinesiology... Rice College: Jones.

George Nyakwol's Career Stats

DEFENSE	UT	AT	TOT	SACK	TFL	INT	FF	FR	PD
2017	3	4	7	0.0/0	0.0/0	0	0	0	0
2018	41	26	67	1.0/9	3.0/12	2	0	0	5
2019	30	27	57	0.0/0	1.5/2	1	0	1	7
TOTALS	74	57	131	4.0/9	4.5/14	3	0	1	12

Single Game Highs

Tackles: 11 vs. UTEP (N 3, 2018)
TFL: 1.5 at Middle Tennessee (N 16, 2019)
Sacks: 1.0 vs. Old Dominion (N 24, 2018)
Interceptions 1, 3x, last at UAB (O 5, 2019)



ETHAN ONIANWA

78

OL, 6-6, 300, FRESHMAN
KATY, TEXAS
CINCO RANCH HS

Cinco Ranch High School

Three-year starter for coach Anthony Williams at Dekaney who advanced to the second round of the 2020 6A D2 playoffs ... Credited with 40 tackles, including eight sacks and one forced fumble as a senior... Houston Chronicle's Top 100... All-district selection as a junior on the offensive line while also playing on defense... Three-year letterman in baseball... Engineering Club.

Personal

Full name: Ethan Uchekukwu Onianwa... Born: August 16 at Flint, Michigan... Parents: Azuka and Ijeoma Onianwa... One brother, two sisters... Rice major: Undeclared... Rice College: Wiess.



KENNETH ORJI

10

RUSH, 6-2, 245, JUNIOR
MISSOURI CITY, TEXAS
ELKINS HS

At Rice

2018 C-USA Honor Roll

2020

Made four starts while missing the North Texas game and finished with 16 tackles... Made his 10th start in the last 11 games and was credited with four tackles, including his first career sack ,1.5 TFL and a pass breakup in the shutout of #15 Marshall... Credited with four tackles, recovered a fumble (2nd career) and had a pair of QB hurries in the opener vs. Middle Tennessee... Close the season with five stops vs. UAB.

2021 Rice Owls

2019

Blossomed into a major force on defense, playing in all 12 games and starting the last seven, despite playing all year with his left hand in a protective cast... Seventh on the team with 43 tackles after collecting five in reserve duty in 2018... Opened the season with a career-high four tackles vs. Army and improved that to five vs. UTSA and then 10 vs. Southern Miss... One of three Owls to reach double figures in tackles in 2019... Made his starting debut vs. UAB.

2018

Earned his first letter, playing in nine games on both special teams and defense... Recorded his first career tackles vs. UAB, finishing with three (one solo) and added an assist vs. ODU in the season finale.

2017

Redshirted

Elkins High School

Two-time, All-District 23-5A selection (unanimous selection as a senior) for coach Dennis Brantley as the Knights who advanced to the second round of the playoffs... *Dave Campbell's Texas Football's* postseason "Class of 2017"... Credited with 142 tackles, 22 TFLs, 15 hurries and 10.5 sacks as a senior... Compiled 302 tackles, 68 hurries, 50 TFLs, 27 sacks, nine fumble recoveries, eight passes defended, four forced fumbles and two touchdowns in his career... Second cousin is former Texas and NFL star Brian Orakpo... Four-time academic all-district... Active in African Students Association, FCA and in his church youth group.

Personal

Full name: Kenneth Orji... Born: Sept. 23... Parents: Kenneth and Nkiru Orji... Rice major: Kinesiology... Rice College: Jones.

Kenneth Orji's Career Stats

DEFENSE	UT	AT	TOT	SACK	TFL	FF	FR	PD	QBH
2018	3	2	5	0.0/0	0.0/0	0	0	0	0
2019	15	28	43	0.0/0	2.5/6	0	1	0	2
2020	6	10	16	1.0/5	1.5/5	0	1	1	2
TOTALS	24	40	64	1.0/5	4.0/11	0	2	1	4

Single Game Highs

Tackles: 10 vs. Southern Miss (O 26, 2019)

TFL: 1.5 at Marshall (D 5, 2020)

Sacks: 1.0 at Marshall (D 5, 2020)



JUMA OTOVIANO

8

RB, 5-10, 201, SOPHOMORE
ARLINGTON, TEXAS
JAMES MARTIN HS

At Rice

2019, 2020, 2021 C-USA Commissioner's Honor Roll... C-USA Offensive Player of the Week (11/26/18)

2020

Played in only two games, but was second on the squad with 195 yards on the ground in 2020 and led the running backs with a 4.3 average per carry... Topped 100 yards for the second time in his career, rushing for 111 on 25 carries at Southern Miss... Rushed for 84 yards on 20 carries in the opener vs. Middle Tennessee, his most extensive action since leading the team with 66 yards on 14 carries vs. Marshall in 2019.

2019

Saw action in three games after rehabbing from offseason surgery and was able to preserve his redshirt... Rushed for 114 yards on the season and also caught his first career passes (3 for 37 yards)... Returned to action vs. Southern Miss and also played against Marshall and Middle Tennessee... Rushed for a season-high 66 yards on 14 carries vs. Marshall and carried the ball a season-high 20 times (42 yards) vs. the Blue Raiders... Caught one pass for nine yards vs. Marshall and a pair of passes for 28 yards at Middle Tennessee.

2018

Closed his initial season strongly, earning C-USA Offensive Player of the Week honors after setting a Rice freshman record with 224 yards (27 carries) and a pair of long touchdowns against ODU in the season finale... 224 yards rushing matched the fifth-best total in school history (Chad Richardson, 1998)... Scorched the Monarchs with an 80-yard TD late in the third quarter to snap a 13-13 tie... Jaunt was the longest scoring run by an Owl since 2011 and the second-longest in C-USA in 2018... Iced the game in the fourth quarter with a 62-yard TD run... Scored his first career touchdown on a five-yard run at LSU... Named Player of the Week for the offensive scout team for his work prior to the Houston game.

James Martin High School

Three-year starter for Bob Wager who led the Warriors to the 6A D1 Region 1 semifinals as a senior... Threw for 1,022 yards and eight touchdowns and ran for 684 and scored 20 times as a senior after rushing for 1,481 on 169 carries (8.8 per carry) and scoring 24 times as a junior... A member of Dave Campbell Texas Football's top 300 as well as DCTF's postseason Class of 2018... Serves on the Student Council and named Warrior of the Month

Personal

Full name: Juma Otoviano... Born: September 15 at Arlington, Texas... Parents: Zeno Toviano and Sharon Menkins ... (one brother, one sister)... Rice major: Psychology... Rice College: Wiess

Juma Otoviano's Career Stats

RUSHING	ATT	YARDS	YDS/ATT	LONG	TD
2018	65	364	5.6	80	3
2019	37	114	3.1	14	0
2020	45	195	4.3	20	0
TOTALS	147	673	4.6	80	3

Single Game Highs

Rushing Attempts: 27 vs. Old Dominion (N 24, 2018)

Rushing Yards: 224 vs. Old Dominion (N 24, 2018)

Rushing Touchdowns: 2 vs. Old Dominion (N 24, 2018)



KEBREYUN PAGE

8

LB, 6-2, 205, SOPHOMORE
CEDAR HILL, TEXAS
CEDAR HILL HS

2020

Saw action in three games on special teams and was tied for third on the team with a pair of tackles on kickoff coverage.

2019

Saw action in four games on special teams as a sophomore to preserve his redshirt... Saw action against Army, Wake Forest, Texas and Baylor... Credited with a pair of tackles on kickoff coverage (Texas and Baylor).

2018

Made his debut at Wake Forest and was credited with his first career tackle... Named Player of the Week on the special teams scout squad for his work prior to the opener with Prairie View and on defense the week prior to the Wake Forest game.

2021 Rice Owls

Cedar Hill High School

Two-year starter for Coach Carlos Lynn as the Longhorns reached the 6A D1 Region 1 title game in his senior year and the D1 regional final as a junior... Credited with 197 tackles, eight sacks and one interception in his career... First team academic all-district.

Personal

Full name: Kebreyun Page... Born: November 18 at Dallas, Texas... Parents: Elijah Page and Jermonica Spencer... (two brothers)... Cousin (Cordell Roberson) played at Stephen F. Austin and for the Browns and Bills in the NFL... Rice major: Sociology... Rice College: Hanszen

Kebreyun Page's Career Stats

DEFENSE	UT	AT	TOT	SACK	TFL	FF	FR	PD	QBH
2018	1	0	1	0	0	0	0	0	0
2019	1	1	2	0	0	0	0	0	0
2020	1	1	2	0	0	0	0	0	0
TOTALS	3	2	5	0	0	0	0	0	0

Single Game Highs

Tackles: 2 vs. Middle Tennessee (O 24, 2020)



CEDRIC PATTERSON III
WR, 5-11, 180, GRADUATE
CROSBY, TEXAS
NEW MEXICO

4

Rice

Graduate transfer from New Mexico who returns home to the Houston area after earning a pair of letters with the Lobos. Completed his undergraduate work in two years and began work on his master's last fall... Pursuing a Master of Industrial-Organizational Psychology at Rice.

2020 (Junior - New Mexico)

Played in six of seven games and caught seven passes for 64 yards... Top effort was against Utah State, catching a career-best three passes for 37 yards.

2019 (Sophomore - New Mexico)

Played in 12 games, catching eight passes for 198 yards (24.1 average) and two touchdowns ... Caught two passes, including a career-long 62-yard touchdown against New Mexico State ... also caught two passes against Air Force for 29 yards ... Had a 38-yard touchdown against San Jose State ... Caught one pass in the season finale against Utah State for 30 yards... Mountain West All-Academic in 2019 and named Mountain West Scholar-Athlete in 2019-20.

2018 (Freshman - New Mexico)

Retained his redshirt while playing in two games... Made his collegiate debut vs. Utah State.

Crosby High School

Lettered in football and track at Crosby High School for coach Jeff Riorden, the same school that produced former Owl standouts Aston and Austin Walter ... caught 54 passes for 1,047 yards and 13 touchdowns as a senior ... averaged 116.3 yards receiving per game ... earned Area 21-5A All-District honors ... had a PR in track of 10.90 in the 100-meters in 2017.

Personal

Born on July 13... graduated with a degree in psychology in a little over two years.

Cedric Patterson's Career Stats

RECEIVING	REC	YARDS	YDS/REC	LONG	TD
2018	0	0	0.0	0	0
2019	8	198	24.8	62	2
2020	8	103	12.9	39	0
TOTAL	16	301	18.8	62	2

Single Game Highs

Receptions: 3 at Utah State (N 26, 2020)

Receiving Yards: 72 vs. New Mexico State (S 21, 2019)

Receiving TDs: 1, 3x, last at San Jose State (O 4, 2019)



JOSH PERCY

12

LB/DE, 6-2, 242, FRESHMAN
MOORESTOWN, N.J.
MOORESTOWN HS

2020

Standout on special teams who saw increasing action in the first two games and then made his starting debut at North Texas... Second on the team with seven tackles and led the team with a TFL vs. the Mean Green... Picked off his first career pass, shared a TFL and was credited with six tackles vs. Marshall... Tied for the team lead three tackles for loss and led the team with four special teams tackles.

2019

Redshirted

Moorestown High School

All-South Jersey, All-Burlington County and All-West Jersey - Liberty League for coach Beau Sherry as a senior... 30th ranked player in New Jersey... Credited with eight sacks, 12 tackles for loss, forced four fumbles and scored six touchdowns as a senior for the Quakers... Named the Moorestown Defensive MVP as a junior... Compiled 30 tackles for loss, forced five fumbles, picked off four passes and scored 20 touchdowns in his career... First Rice signee from New Jersey since Jason Lucas (Pemberton) in 1987... Competed in track and was a member of Moorestown's sprint medley relay that was fourth at the 2017 New Balance Nationals... 2018 Burlington County All-Academic Team... 2016-2017 Scholar Athlete Award... Boys State selection.

Personal

Full name: Joshua Percy... Born: June 4 at Moorestown, New Jersey.. Parents: Cornell and Yvette Percy... One sister... Rice major: Sport Management... Rice College: Martel

Josh Percy's Career Stats

DEFENSE	UT	AT	TOT	SACK	TFL	FF	FR	INT	PD
2019	0	0	0	0.0/0	0.0/0	0	0	0	0
2020	6	10	16	1.0/11	3.0/15	0	0	1	1
TOTALS	6	10	16	1.0/11	3.0/15	0	0	1	1

Single Game Highs

Tackles: 7 at North Texas (N 21, 2020)

Sacks: 1.0 at Southern Miss (O 31, 2020)

TFL: 1.5 at Southern Miss (O 31, 2020)

Interceptions: 1 at Marshall (D 5, 2020)



FAAE PEPE

62

OL, 6-4, 300, FRESHMAN
BELLFLOWER, CALIF.
ORANGE LUTHERAN HS

Orange Lutheran High School

One of the anchors of the Lancers offensive line for coach JP Presley in the Trinity League, Pepe was the first of the 2021 class to commit to Rice... Current Owls wide receiver Jake Bailey is a Trinity League product... Orange Lutheran saw its season delayed due to the pandemic until the spring but Pepe did not participate.

Personal

Full name: Fa'aeanu'u Zyar Pepe... Born: May 3 at Long Beach, California... Parents: James and Apa'au Pepe... One brother, one sister... Nephew of four-time Super Bowl champion Jesse Sapolu (49ers) and the cousin of USC defensive lineman Kobe Pepe... Rice major: Undeclared... Rice College: Wiess.



BRANDT PETERSON

63

OT, 6-6, 291, JUNIOR
AUSTIN, TEXAS
HYDE PARK BAPTIST HS

2020

Saw action in the opener vs. Middle Tennessee, but missed the remainder of the year with an injury.

2019

Saw action in four games and made one start at right tackle for the Owls in 2019... Saw action vs. Wake Forest, UTSA and North Texas in addition to making the start vs. Baylor.

2018

Made his debut at Southern Miss and also saw action vs. UAB.

2017

Redshirted.

Hyde Park Baptist High School

First-team TAPPS All-State as a senior at Hyde Park Baptist as a senior for coach Dean Campbell, leading the Panthers to a 7-3 record... Three-year starter at tight end and defensive end who will be making the switch to offensive line with the Owls... First began playing six-man football while being home schooled before enrolling at Hyde Park as a sophomore... Also played soccer and used his kicking skills to kick field goals for the Panthers... Competes in track... Has studied classical guitar since age 9 and also plays electric guitar and the piano... Sang in the school choir.

Personal

Full name: Brandt Peterson... Born: November 12 at Austin, Texas. Parents: David and Susan Peterson... (one sister)... Rice major: Political Science... Rice College: Hanszen.



TREY PHILLIPPI

72

OT, 6-5, 278, FRESHMAN
MONTGOMERY, TEXAS
MONTGOMERY HS

At Rice

Conference USA Commissioner's Honor Roll (2021)

2020

Earned a letter as a member of the squad during the pandemic impacted season but did not see action in any games.

Montgomery High School

Three-year starter for coach John Bolfig at Montgomery on the offensive line... Member of the Houston Chronicle's Top 100... Three-time Academic All-District... Named Montgomery's Sophomore of the Year in his first year of varsity action... Played basketball and competed in shot and discus in track... Played against fellow Rice recruit Braedon Nutter in basketball... Student Council member... FCA... Earned his pilot's license while in high school.

Personal

Full name: Trey Phillippi.. Born: October 22 at The Woodlands. ... Parents: Thomas and Rebecca Phillippi...(one sister)... Rice Major: Undeclared... Rice College: Jones.



AUGUST PITRE III

88

WR, 6-2, 181, SOPHOMORE
OPELOUSAS, LA.
NORTHWEST HS

At Rice

C-USA Commissioner's Honor Roll (2019, 2020, 2021)
Rice Honor Athlete 2021

2020

Hoped to build on the momentum from his redshirt freshman season, but saw those hopes stymied by an injury in the opener vs. Middle Tennessee... Hauled in a three-yard pass from Mike Collins to score the Owls first touchdown of the year on what would be his only reception.

2019

Third on the team with 17 receptions and 144 yards as a redshirt freshman... Played in all 12 games and made five starts... Made his starting debut vs. Texas and started against UAB, UTSA, Marshall and North Texas... First career catch came vs. Army... Top effort came vs. Wake Forest with four catches for 52 yards... Longest reception of the season was a 22-yard effort vs. Texas at NRG Stadium... Scored his first career touchdown on a three-yard toss from Wiley Green vs. UAB and the duo connected again the following week on a two-yard touchdown pass at UTSA.

2018

Redshirted

Northwest High School

3A All-State for coach Chris Edwards after catching 37 passes for 891 yards and 14 touchdowns as a senior... First FBS recruit in the history of Northwest High while leading the Raiders to the quarterfinals of LHSAA Class 3A Playoffs... Caught 17 touchdown passes as a junior... Parish and district MVP and a three-time all-district selection in basketball, averaging 22 points a game while scoring over 1,200 points in his career, thanks in part to a 43 inch vertical jump... Class President, Valedictorian and a member of the National Honor Society, BETA Club and Poets Society.

2021 Rice Owls

Personal

Full name: August Pitre III... Born: April 3 at Opelousas, Louisiana... Parents: August Pitre Jr. and Ashia Collins... (two brothers, three sisters)... Rice major: English... Rice College: McMurtry

August Pitre III's Career Stats

RECEIVING	REC	YARDS	YDS/REC	LONG	TD
2019	17	144	8.5	22	2
2020	1	3	3.0	3	1
TOTALS	18	147	8.2	22	3

Single Game Highs

Receptions: 4 vs. Wake Forest (S 6, 2019)
 Receiving Yards: 52 vs. Wake Forest (S 6, 2019)
 Receiving Touchdowns: 1, 3x, last vs. Middle Tennessee (O 24, 2020)



JALEN REEVES

40

RUSH, 6-0, 210, FRESHMAN
 HOLLYWOOD, FLA.
 NSU UNIVERSITY SCHOOL

2020

Earned a letter as a member of the squad during the pandemic impacted season but did not see action in any games.

NSU University School

Three-time 4A All-State selection for coach Daniel Luque at University School... Helped spark the Sharks to an 8-3 record as a senior compiling 60 tackles, 30 for loss (14 sacks), blocking a pair of field goals, forcing two fumbles and recovering one... Finished his career with 55 sacks and over 100 tackles for loss... National Honor Society. Assistance and Leadership).

Personal

Full name: Jalen Isaiah Reeves... Born: May 14 at Plantation, Fla. ... Parents: George Reeves and Thadra Yearby... (two brothers, one sister)... Cousins Neru N'Shaka (Toledo) and Calvin Jackson Jr. (Washington State) played collegiately in 2019, while Calvin Sr. played at Auburn and in the NFL with the Dolphins from 1994-99... Rice Major: Undeclared... Rice College: Hanszen.



COLLIN RICCITELLI

0

K, 6-0, 2006, GRADUATE
 SAN MARCOS, CALIF.
 STANFORD

2021

Returns for the first of potentially two seasons with the Owls. Received an sixth-year injury waiver in addition to the 2020 season waiver due to the pandemic.

2020

Graduate transfer from Stanford who converted 9/12 field goals, including 5/7 from at least 40 yards, the most from that distance since Chris Boswell hit on 8 of 15 from at least 40 yards in 2013... Converted at least one from 40 yards or more in each of the four games in which he attempted one from that distance... Ranked second among C-USA kickers with an average of 7.4 points per game.

Stanford

Saw action in three games while backing up All-Pac-12 kicker Jett Toner... Made his collegiate debut in 2018 vs. Washington, connecting on a 21-yard field goal and a pair of PATs... Added six PATs in seven attempts vs. Oregon State and also saw action in the Sun Bowl against Pitt... A member of the Pac-12 Fall Academic Honor Roll in 2019.

Carlsbad High School

All-league kicker at Carlsbad High School for coach Thad MacNeal as a senior as the Lancers won the league title... Three-year letterman in soccer, earning all-league honors as a junior and helping lead Carlsbad to the state title game as a sophomore... Served as class vice president as a sophomore and junior.

Personal

Full name: Collin Jeffrey Riccitelli.. Born: November 23 ... Parents: Jeff and Carey Riccitelli... one sibling, Camryn...Masters in Business Administration.

Collin Riccitelli's Career Stats

KICKING	FGM	FGA	PCT	BLK	LONG	PAT	PCT
2018	1	1	100.0	0	21	8-10	80.0
2020	9	12	75.0	1	45	10-11	90.9
TOTAL	10	13	76.9	1	45	18-21	85.7

Single Game Highs

Field Goals Made: 3 vs. UAB (D 12, 2020)
 Field Goals Attempted: 4 vs. Middle Tennessee (O 24, 2020)



ISAIAH RICHARDSON

23

DB, 6-1, 198, JUNIOR
 RICHMOND, TEXAS
 FOSTER HS

At Rice

2018 C-USA Honor Roll

2020

Owls most active performer on special teams over the past two years... Credited with one tackle on special teams and added a second on defense.

2019

Saw action in all 12 games on special teams and defense... Credited with 10 tackles, including one for a loss... Three of his tackles came on special teams, two of them on punt coverage... Top tackle effort was three vs. Texas at NRG Stadium.

2018

Redshirted

2017

True freshman who earned a letter while seeing action in four games... Made his debut vs. FIU and also saw action at Pitt, vs. Army and vs. LA Tech

Foster High School

All-District 27-5A for coach Shawn McDowell, teaming with fellow Rice signee Garrett Grammer to anchor a Falcons defense that sparked a berth in the 5A-D1 semifinals and 14-1 record... Picked off a pair of passes on the year and finished with seven interceptions in his career... Dave Campbell's Texas Football's preseason Texas Top 300 and 2016 Subway Super Team... Houston Chronicle's Houston 100... Also played basketball for the Falcons... THSCA Academic All-District selection.

Personal

Full name: Isaiah Richardson... Born: August 12 at Aurora, Ill. Parents: Lincoln and Vikki Richardson... (one brother, two sisters).Mother ran track at Lamar... Brother, Jamal, played football at Iowa State; sister, Amara, played volleyball at Louisiana-Lafayette... Rice major: Kinesiology... Rice College: Lovett.


2021 Rice Owls

Isaiah Richardson's Career Stats

DEFENSE	UT	AT	TOT	SACK	TFL	FF	FR	PD	QBH
2017	0	0	0	-	0.0/0	0	0	0	0
2018	0	0	0	-	0.0/0	0	0	0	0
2019	6	4	10	-	1.0/1	0	0	0	2
2020	2	0	2	-	0.0/0	0	0	0	0
TOTALS	6	4	10	-	1.0/1	0	0	0	2

Single Game Highs

Tackles: 3 vs. Texas (S 14, 2019)
TFL: 1.0 vs. Baylor (S 21, 2019)



CAMPBELL RIDDLE

34

DS, 6-2, 214, JUNIOR
PEORIA, ARIZ.
CENTENNIAL HS

At Rice

2019, 2020 & 2021 C-USA Commissioner's Honor Roll... 2020 C-USA Commissioner's Academic Medal... 2021 Rice Honor Athlete... All-Conference USA 2019 Phil Steele (3rd team) Coaches (honorable mention)

2020

Special teams captain who has been a mainstay since arriving on campus in 2018... Tied for the team lead with two tackles on punt coverage and has six coverage tackles in his career.

2019

Third team All-Conference USA selection by Phil Steele and honorable mention honoree by conference coaches... Finished the season with 100% ball placement on 66 punt snaps and 42 snaps on field goals and PATs.

2018

Took over long snapping duties as true freshman.. Recovered a muffed punt vs. Houston to set up an Owls touchdown to put the Owls up 17-3.

Centennial High School

All-Northwest Region 1st Team as a senior and all-state selection as a junior for coach Richard Taylor at Centennial... Three-year letterman and two-year starter as the Coyotes captured Arizona 5A State titles in both his sophomore and senior years... National Honor Society.

Personal

Full name: Campbell Payton Riddle... Born: June 12 at Yakima, Washington... Parents: Scott and Lauri Riddle... Rice major: Sport Management... Rice College: Martel.



REGAN RIDDLE

79

OG, 6-1, 295, FRESHMAN
DALLAS, TEXAS
HIGHLAND PARK HS

At Rice

C-USA Commissioner's Academic Medal (2021)
C-USA Commissioner's Honor Roll (2020, 2021)

2020

Earned a letter as a member of the squad during the pandemic impacted season but did not see action in any games.

2019

Redshirted

Highland Park High School

First Team All-State (APSE), three-year starter and team captain for coach Randy Allen and the Scots, who captured a third consecutive 5A D1 championship... Had allowed one sack and was credited 130 knockdowns heading into his final game... Allowed just two sacks while being credited with 236 knockdowns in 31 career varsity games... All-State Honorable Mention as a junior by Texas APSE and All-District 15-5A second team in his first year as a starter... Competed in powerlifting and served as team captain... Finished sixth in the district in the shot put as a junior... Academic All-State second team... National Honor Society... National English Honor Society... Rho Kappa (National Social Studies Honor Society)... Physics Student of the Year - Jr. Year... Cornerstone Scholar Athlete Award... Young Men's Service League... Volunteered every summer at Competitor's Edge Sports Camp for kids... Volunteered at Voice of Hope.

Personal

Full name: Regan Allen Riddle... Born: May 12 at Lubbock, Texas.. Parents: Curtis and Micah Riddle... One brother... Rice major: Economics... Rice College: Jones



BRADLEY ROZNER

2

WR, 6-5, 204, JUNIOR
NEEDVILLE, TEXAS
CISCO JC

At Rice

C-USA Commissioner's Honor Roll (2020)... All-Conference USA: 2019 Phil Steele (second team) PFF (third team) Coaches (honorable mention)

2021 Preseason

Biletnikoff Award preseason watch list... Athlon Sports All-Conference USA preseason team (3rd team)... Phil Steele All-Conference USA preseason team (3rd team)... Dave Campbell's Texas Football All-Texas preseason team (2nd team)

2020

Elected to sit out the season after suffering an injury when practices began in October... Named to the Biletnikoff Award preseason watch list.

2019

All-Conference USA second team pick by Phil Steele, third team honoree by PFF and honorable mention selection by league coaches... Led the Owls with 770 yards receiving and 5 touchdown receptions, second with 55 receptions... 770 yards and 55 receptions are the most for a first-year Owl since 1951 (first year for stats in media guides)... Seventh in C-USA with 64.2 yards receiving per game and 10th with 4.6 receptions per game... Had four games with over 100 yards receiving, second most in Conference USA and the most by an Owl since Jordan Taylor had four in 2014... Two of them came in his first four games, the first Owl since Jarett Dillard and James Casey in 2008 to do so... Caught three touchdowns vs. Middle Tennessee and was tied for fourth in C-USA with five touchdown receptions in conference games... Drew nine pass interference penalties for 110 yards... One of three members of Mike Bloomgren's second recruiting class who joined the Owls in January and participated in spring drills.

Cisco JC

Honorable Mention NJCAA All-America after leading the JuCo ranks with 13 touchdown receptions last season for coach Russell Thompson at Cisco College... Caught 44 passes for 616 yards for the Wranglers... Caught eight of his 13 touchdowns in the final four games. Was injured in the first game of the 2016 season and sat out the remainder of the year... Re-injured in the spring of 2017 and missed the 2017 season.

Needville High School

Unanimous All-District 12-4A as a senior in 2015 at Needville for coach Mike Giles, finishing with 33 receptions for 805 Yards and eight touchdowns... Earned second team all-district honors in basketball... Competed in the high jump, with a best mark of 6'9"... Academic All-State selection... FFA.

2021 Rice Owls

Personal

Full Name: Bradley Mitchell Rozner...Born: April 14 at Wharton, Texas... Mother: Dina Rozner... One brother.. Rice major: Sport Management... Rice College: Will Rice

Bradley Rozner's Career Stats

RECEIVING	REC	YARDS	YDS/REC	LONG	TD
2019	55	770	14	55	5

Single Game Highs

Receptions: 9 at UTSA (O 19, 2019)
Receiving Yards: 138 at UTSA (O 19, 2019)
Receiving Touchdowns: 3 at Middle Tennessee (N 16, 2019)



TREY SCHUMAN
DE, 6-2, 261, JUNIOR
BURLESON, TEXAS
BURLESON HS

7

At Rice

CoSIDA Academic All-District® 7 (2020)... C-USA Commissioners' Academic Medal (2018, 2019, 2020, 2021)... C-USA Honor Roll (2018, 2019, 2020, 2021)
Rice Scholar Athlete (2020)... Rice Honor Athlete (2021)... James Glanville Award (2019, 2020)

2021 Preseason Honors

Phil Steele All-Conference USA preseason team (3rd team)

2020

Repeated as the Glanville Award winner for his excellence both on the field and in the classroom... Led the team with 4.5 TFLs... Credited with seven tackles against Marshall to led the D-line... Credited with a career-best 3 TFL, including his second career sack, in the opener vs. Middle Tennessee.

2019

Started eight games at defensive end and finished with a career-best 28 tackles, 2.5 TFL and one sack... Made his starting debut in the opener at Army and was credited with a career-high eight tackles... Credited with five tackles vs. Wake Forest... Picked up his first career sack vs. Marshall... Missed the final three games because of an injury.

2018

Saw action in all 12 games and was credited with his first two career tackles at Wake Forest... Credited with a career-high three tackles vs. UAB and matched that vs. UTEP... Recorded all of his 12 stops over the last nine games.

2017

Made his collegiate debut against Stanford in the Sydney Cup in Australia, but suffered an injury, missed the remainder of the year and was granted a medical hardship.

Burleson High School

Two-time All-District 9-5A selection and a three-year starter for coach Gary McElroy at Burleson... Two-time All Johnson County and 2016 Subway Super Team... Finished with 70 tackles, 22 hurries, 12 TFL and eight sacks as a senior and 190 tackles, 54 hurries, 27 TFL, 21 sacks, five PBU and four forced fumbles in his career... National Honor Society member and THSCA Academic All-State selection.

Personal

Full name: Harold Cecil Shuman III ... Born: December 22 at St. Louis, Mo... Parents: Harold and Elizabeth Schuman... (one brother, one sister)... Father played at Graceland University and great uncle (Tracey Mack) played at Missouri and for two years in the CFL with Winnipeg, Saskatchewan and Ottawa... Rice major: Managerial Studies/Economics... Rice College: Hanszen.

Trey Schuman's Career Stats

DEFENSE	UT	AT	TOT	SACK	TFL	FF	FR	PD	QBH
2018	8	4	12	0.0/0	1.5/3	0	0	0	0
2019	10	18	28	1.0/8	2.5/12	0	0	0	5
2020	12	8	20	1.0/3	4.5/9	0	0	0	0
TOTALS	18	22	40	1.0/8	4.0/15	0	0	0	5

Single Game Highs

Tackles: 8 at Army West Point (A 30, 2019)
TFL: 3.0 vs. Middle Tennessee (O 24, 2020)
Sacks: 1.0, 2x, last vs. Middle Tennessee (O 24, 2020)



CLAY SERVIN
OL, 6-4, 300, SOPHOMORE
RICHARDSON, TEXAS
J.J. PIERCE HS

71

At Rice

CoSIDA Academic All-District® 7 (2020)... C-USA Commissioner's Honor Roll (2019, 2020, 2021)... Rice Honor Athlete 2021... All-Conference USA... 2020 Coaches (Honorable Mention)

2021 Preseason Honors

Athlon Sports All-Conference USA preseason team (4th team)

2020

Started all five games in 2020 and comes into 2021 with a streak of 13 consecutive starts which leads the offense and trails only Elijah Garcia (15) on the team... Played 352 snaps in 2020 and has logged 1,052 over last two seasons, second only to Shea Baker's 1,071... Lineman of the Game in the win over Southern Miss... Phil Steele All-Conference USA preseason team (4th team)

2019

Started 11 of 12 games at left tackle for the Owls... Missed the Baylor game with an injury... Named to PFF Eckrich Conference USA Team of the Week for his performance in the season-ending win at UTEP as the Owls rushed for a season-high 256 yards... Phil Steele preseason All-USA (second team)

2018

Made his playing debut vs. UAB and his starting debut the following week at FIU... One of three true freshmen to start on the offensive line for the Owls in 2018 (Cole Garcia and Jake Syptak).

J.J. Pierce High School

Two-year starter and 2016 All-District 9-6A selection for coach David Collins at Pearce... Spearheaded the blocking for the Mustangs attack that finished second in the district in rushing and total offense while reaching the second round of the 6A D2 state playoffs... Credited with 27 pancakes and 91 big blocks as a senior and 35 pancakes and 147 big blocks in his career... Also played soccer for three years and earned all-district honors... Academic All-State selection and a member of the National Honor Society... Participated in SOS lifeguards, Spanish club, Finance club and Math club.

Personal

Full name: Clay Thomas Servin... Born: August 8 at Dallas, Texas... Parents: Steve and Susan Servin... (three brothers, two sisters)... Mother played golf at TCU and an aunt (Nance Thompson) played volleyball for Navy... Rice major: Economics... Rice College: Duncan



KENNY SEYMOUR, JR

42

LB, 6-3, 225, FRESHMAN
LEAGUE CITY, TEXAS
FORT BEND MARSHALL HS

Fort Bend Marshall High School

Three-year starter, the last two for coach James Williams, at Fort Bend Marshall... Led the Buffalos to the 5A D2 Region III championship game after reaching the state championship the previous two years... Dave Campbell's Texas Football's Top 25 Linebackers and a member of the Texas Top 300... Houston Chronicle's Top 100... All-District 11 5A D2 selection last year and has been credited with 303 tackles (204 solo), seven sacks, 21 TFLs, five fumble recoveries, three forced fumbles, two defensive touchdowns and one interception in his career... Began his varsity career at Clear Falls... Competed in track and field... 2nd team THSCA Academic All-State.

Personal

Full name: Kenneth Bernard Seymour Jr... Born: September 20 at San Diego, California... Parents: Kenneth Jr. and Chateara Seymour... One sister... Cousin (Damone Clark) is a senior linebacker at LSU... Rice major: Undeclared... Rice College: Baker.



ADAM SHERIFF

77

OL, 6-4, 288, SOPHOMORE
PROSPER, TEXAS
BUTLER CC

At Rice

Conference USA Commissioner's Honor Roll (2021)

2020

Earned a letter as a member of the squad during the pandemic impacted season but did not see action in any games.... Enrolled in January of 2020 after one season at Butler County (KS) Community College and participated in Spring Drills.

2019 (Butler CC)

Transfer from Butler Community College in El Dorado, Kansas where he played one season for coach Tim Schaffner.

Prosper High School

Played for coach Brandon Schmidt at Prosper as the Eagles won the Bi-District title... Product of the same district (9-6A) as fellow signees Cole Latos and Plae Wyatt... All-District 9-6A selection in baseball as a DH as a senior in 2018 while leading Prosper to the Region 2 semifinals.

Personal

Full name: Adam Clayton Sheriff... Born: January 16... Parents: Clay and Lara Sheriff... (one sister)... Rice Major: Undeclared... Rice College: Sid Richardson.



AIDAN SIANO

35

LB, 6-3, 225, FRESHMAN
LEAGUE CITY, TEXAS
FORT BEND MARSHALL HS

Prosper High School

All-State (Texas Sports Writers Association) and District 5-6A Defensive Player of the Year as a senior for the Eagles and coach Brandon Schmidt... Led Prosper to the of the 6A D2 quarterfinals where they fell in overtime to Denton Guyer... Dave Campbell's Texas Football's Top 25 Linebackers and a member of the Texas Top 300... Second team All-District 9-6A pick as a junior and defensive newcomer of the year as a sophomore.

Personal

Full name: Aidan Siano.. Born: September 27 at Manassas, Virginia... Parents: Dave Siano and Maeve Siano... One sister... Rice major: Undeclared... Rice College: Jones.



NAEEM SMITH

3

S, 5-11, 197, SENIOR
IOWA CITY, IOWA
ELLSWORTH JC

At Rice

C-USA Commissioner's Academic Medal (2020)... C-USA Commissioner's Honor Roll (2020, 2021)... Rice Honor Athlete 2020... Rice Scholar Athlete 2021... C-USA Watch List (2021)

2020

Did not see action in the first three games but returned to play a key role in the win over #15 Marshall... Credited with three tackles and broke the game open with a 36-yard interception return touchdown, the first for the Owls since 2017... Returned to the starting lineup for the finale vs. UAB.

2019

JuCo transfer who took over as the starter at safety in the second game of the year and made 11 starts... Tied for fifth on the team with 50 tackles and tied for the team lead with two interceptions... Made his FBS debut in the opener at Army and made his starting debut the following week vs. Wake Forest... Picked off his first career pass at UTSA and followed with another interception the following game vs. Southern Miss... Top tackle game was nine vs. Marshall... Recorded his first career sack at UAB for a loss of seven yards... One of three members of Mike Bloomgren's second recruiting class who joined the Owls in January and participated in spring drills.

Ellsworth JC

Honorable Mention NJCAA All-America, All-Iowa Community College Athletic Conference and ICCAC All-Regional selection as a sophomore for coach Tony Hayes at Ellsworth JC in Iowa Falls, Iowa... Based on all available records, Smith is Rice's first football scholarship signee from the state of Iowa... Credited with 61 tackles as a sophomore, including six for loss (1.5 sacks) with four pass breakups, a pair of blocked kicks and a forced fumble... Credited with 74 tackles in his first year at Ellsworth, picking of three passes and breaking up three others.

Iowa City High School

Came to Ellsworth from Iowa City High School where he helped the Little Hawks reach the state quarterfinals as a senior under coach Dan Sabers... Also lettered in basketball... National Honor Society.

2021 Rice Owls

Personal

Full Name: Naeem Smith... Born: December 18 at Cedar Rapids, IA... Parents: Yusef Smith and Cindy Seege... Rice major: Sport Management... Rice College: Will Rice.

Naeem Smith's Career Stats

DEFENSE	UT	AT	TOT	SACK	TFL	INT	FF	FR	PD
2019	29	21	50	1.0/7	3.5/12	2	1	0	5
2020	0	4	4	0.0/0	0.0/0	1	0	0	1
TOTALS	29	25	54	1.0/7	3.5/12	3	1	0	6

Single Game Highs

Tackles: 9 vs. Marshall (N 2, 2019)
 TFL: 1.0, 2x, last at Middle Tennessee (N 16, 2019)
 Sacks: 1.0 at UAB (O 5, 2019)
 Interceptions: 1, 3x, last at Marshall (D 5, 2020)



PEYTON STEVENSON

19

WR, 6-3, 190, FRESHMAN
 DEMOPOLIS, ALA.
 DEMOPOLIS HS

Demopolis High School

Three-year starter for coach Brian Seymore who helped lead Demopolis to the second round of the of the 2020 5A AHSAA Football Championships after capturing the Region 3 title... Switched from quarterback to receiver as a senior and caught 30 passes for 502 yards and six touchdowns and ran for 260 yards and three additional touchdowns as a senior... Threw for 2,536 yards and 27 touchdowns and added 1,097 yards and 12 TDs on the ground in his career... National Beta Club, Mu Alpha Theta, Science National Honor Society and Boys State participant... Volunteer coach for the youth football and basketball teams in Demopolis.

Personal

Full name: Rance Peyton Stevenson... Born: September 18 at Tuscaloosa, Alabama... Parents: Rance and Marnise Stevenson... One brother... Rice major: Undeclared... Rice College: Will Rice.



CHARLIE STONE

61

OL, 6-0, 265, FRESHMAN
 AUSTIN, TEXAS
 REGENTS HS

At Rice

Conference USA Commissioner's Honor Roll (2021)

2020

True freshman walk-on who made his debut in the opener as an extra blocker in the backfield in short yardage situations. Also saw action against Marshall and UAB in the same package.

Regents High School:

Played for Tim Phillips at Regents High School, helping the Knights to a 12-2 record and a state runner-up finish... In four years, he helped the Knights to a 51-5 record and four state runner-up finishes... Austin American Statesman Third Team all CenTex... 2019 TAPPS First Team All-State... 2018 TAPPS All-District.

Personal:

Full name: Thomas Charles Stone, Jr.... Born: October 26 at Austin... Parents: Tom and Susan Stone... (one brother, one sister)... Father Tom played soccer at Southern Illinois and sister Olivia plays soccer at Northwestern... Rice Major: Undeclared... Rice College: Jones



BRENDAN SUCKLEY

85

FB, 6-2, 252, SOPHOMORE
 CORPUS CHRISTI, TEXAS
 FLOUR BLUFF HS

At Rice

C-USA Commissioner's Honor Roll (2019, 2020, 2021)... Rice Honor Athlete 2021

2020

Sat out the 2020 season but returned with a strong set of spring drills and enters training camp in strong contention at fullback.

2019

Completed the transition from walk-on tight end to fullback and earned a scholarship at the end of training camp... Stepped into the top fullback slot after Reagan Williams was injured... Played in 11 games and made three starts... Made his collegiate debut vs. Texas at NRG Stadium and his first career start vs. LA Tech.

2018

Walk-on who was a member of Mike Bloomgren's first recruiting class.

Flour Bluff High School

All-District 30-5A and an All-South Texas pick as a junior and senior for coach Chris Steinbruck... Helped spark Flower Bluff to the third round of the state playoffs... Caught 36 passes for 463 yards and three touchdowns as a senior and completed his career with 70 receptions for 930 yards and 10 touchdowns... Joined his quarterback from his junior year (Jaeger Bull) when he was named District 30-5A's most valuable receiver as a tight end at Rice before switching to fullback... Lettered three years in basketball, earning all-district honors as a junior... Ranked sixth in a class of 430... Member of Mu Alpha Theta for three years... National Honor Society.

Personal

Full name: Brendan Suckley... Born: September 7 at Corpus Christi, Texas... Parents: Daniel and Rosanne Suckley... (one sister)... Rice major: Mechanical Engineering... Rice College: McMurtry.



CASEY TAWA

23

WR, 6-0, 178, FRESHMAN
 WEST LINN, ORE.
 WEST LINN HS

At Rice

Conference USA Commissioner's Honor Roll (2021)

2021

Will sit out the season while recovering from a spring injury.

2020

Earned a letter as a member of the squad during the pandemic impacted season but did not see action in any games.

West Linn High School

Three-year starter for coach Chris Miller at West Linn at wide receiver... Two-time All-District and All-State at both wide receiver and cornerback... As a senior, had 70 catches for 1,245 yards and 18 touchdowns... In his career, had 170 catches for 2,711 yards and 30 touchdowns.

Personal

Full name: Casey Edward Tawa... Born: September 25 at Redondo Beach, Calif. ... Parents: John Tawa and Lisa Dunne...(two brothers)... Brother Tim plays baseball at Stanford... Rice Major: Undeclared... Rice College: McMurtry.



GABE TAYLOR

26

DB, 5-10, 186, FRESHMAN
MIAMI, FLA.
GULLIVER PREP

2020

Made his debut in the opener vs. Middle Tennessee and his first career start at Southern Miss. Credited with his first four tackles vs. Southern Miss and added a fourth at North Texas.

Gulliver Prep

Highest rated recruit signed by Rice in the 247 era... One of six finalists for the Nat More Trophy which recognizes the top high school football player in Miami-Dade, Broward and Monroe Counties... Named the Miami-Dade Class 4A-1A Male Athlete of the Year: by the Miami Herald... Returned to football for the first time since he was in 8th grade after concentrating on basketball and put together standout season for coach Earl Sims at Gulliver Prep... Picked off 10 passes and returned five for touchdowns to help spark the Raiders to the top seed in the 4A playoffs... Also took snaps as the quarterback in the wildcat formation and rushed for 153 yards and three touchdowns on 12 carries... Standout basketball player who has played on the varsity since his freshman year of high school and was nominated for the 2020 McDonalds All-American game.... Recorded a quadruple double as a senior vs. Oxbridge Academic (21 points, 11 assists, 10 rebounds, 10 steals).

Personal

Full Name: Gabriel Taylor... Birthday: September 27... Parents: Pete and Simone Taylor... Three brothers and two sisters... Younger brother of former Miami Hurricane and Washington Redskin standout Sean Taylor who played his home games on a field named after his late brother... Rice Major: Undeclared... Rice College: Will Rice.

Gabe Taylor's Career Stats

DEFENSE	UT	AT	TOT	SACK	TFL	INT	FF	FR	PD
2020	4	1	5	0	0	0	0	0	0

Single Game Highs

Tackles: 4 at Southern Miss (O 31, 2020)



THOMAS THOLEN II

47

DS, 6-2, 228, FRESHMAN
KANSAS CITY, KAN.
BUTLER CC

Butler CC

After attending Kansas State for one year, decided to resume his football career and played for coach Tim Schaffner at Butler during the Grizzlies season that was moved to the spring of 2021... Named to the NJCAA All-Academic first team after posting a 4.0 GPA.

Saint Thomas Aquinas High School

Three-year starter at guard and center for coach Randy Dreiling who helped lead Aquinas to the 2018 Kansas 5A state title... Started all 13 games at center for the 13-0 Saints... Three-time All Eastern Kansas league selection... Also lettered three times in track and played volleyball on team that finished second in the state in his senior year... Kansas City Star Top Scholar Athlete nominee and Pax Christi Award (top Senior award)... Received the Medallion Scholarship to Kansas State University.

Personal

Full name: Thomas Patrick Tholen II... Born: August 8 at Shawnee, Kansas... Parents: Tom and Chris Tholen... One brother. two sisters... Sister (Morgan) played volleyball at Colorado in 2010... Rice major: Sports Medicine & Exercise Physiology... Rice College: Martel.



CHRISTIAN VANSICKLE

31

K/P, 6-1, 198, GRADUATE
CHARLOTTE, N.C.
BUTLER CC

Elon

Saw action in 16 games at Elon in his career, with a high of 10 in 2018... Used primarily on kickoffs (56 for an average of 58.6 yards, five touchbacks and six out of bounds), but also converted a pair of extra points as a freshman in 2017.

Charlotte Christian School

Two-year starter for coach Jason Estep... Was 7/9 on field goals and 16/20 on extra points.

Personal

Full name: Christian Jon VanSickle... Born: March 10 at Salem, Massachusetts... Parents: Eric and Laura VanSickle... One brother, one sister.



CAL VARNER III

97

DE, 6-4, 235, FRESHMAN
KATY, TEXAS
KATY

Katy High School

Blossomed in his first year as a starter for coach Gary Joseph, culminating with being named the defensive MVP of the Texas 6A D2 championship game as Katy blasted Cedar Hill 51-14... Credited with two tackles, one sack and returned an interception 15 yards for a touchdown... Houston Chronicle Defensive Player of the Year and a member of the TSWA 6A All-State team after playing JV football as a junior... Credited with 51 total tackles, 20 tackles for a loss, eight sacks, 27 quarterback pressures, two fumbles caused, three fumbles recovered, one interception as a senior... Academic All State honorable mention.

Personal

Full name: Cal Varner III... Born: August 5 at Austin, Texas... Parents: Cal Jr. and RosCet King Varner ... One brother, one sister... Father (Cal Varner Jr.) played basketball for Texas in 1994-95 and grandfather (Cal Varner Sr.) played football at SFA... Rice major: undeclared...Rice college: Sid Richardson.



BRODIE VINSON

94

DE, 6-4, 235, FRESHMAN
KATY, TEXAS
KATY

Jasper High School

Four-year starter for coach Phillip Bailey at Jasper which finished 3-7 in Alabama's 6A Region 7... Three-time all-region selection... Credited with 68 tackles (23 for loss), two sacks and six hurries as a senior and 184 tackles, eight sacks, 17 hurries and a pair of fumble recoveries in his career... Four-time state qualifier in wrestling and reached the 5A 285-pound championship match as a junior while helping Jasper to a second place finish in the team standings... Bryant Jordan 6A Region 6 Achievement Award Winner... TORCH Invitational... Chose to attend Rice over Harvard.

2021 Rice Owls

Personal

Full name: Brodie Vinson... Born: December 9 at Jasper, Alabama... Parents: Eric Vinson and Lisa King ... Rice major: undeclared...Rice college: Martel.



**NICK
WAGMAN**

74

OT, 6-3, 273, FRESHMAN
POTOMAC, MD.
WINSTON CHURCHILL HS

At Rice

C-USA Commissioner's Honor Roll (2020, 2021)

2020

Earned a letter as a member of the squad during the pandemic impacted season but did not see action in any games.

2019

Redshirted

Winston Churchill High School

All-Montgomery County (second team) and honorable mention All-Metro as a senior for coach Willie Williams as Churchill finished the season ranked 11th in Class 4A... Started all nine games as a senior and 24 of 26 games in his career.

Personal

Full name: Nicholas Sullivan Wagman... Born: July 5 at Potomac, Maryland.. Parents: Bob and Julie Wagman... One brother... Older brother Jack is an offensive lineman at Maryland and father played hockey at Maryland... Rice major: Political Science... Rice College: Duncan



**CONNOR
WELSH**

86


FB/TE, 6-3, 230, FRESHMAN
NORTH RICHLAND HILLS, TEXAS
BIRDVILLE HS

Birdville High School

Two-time All-District 5A-1 selection at tight end for coach Lon Holbrook at Birdville which finished 1-6 during the COVID-shortened 2020 season... Caught 13 passes for 163 yards and a touchdown as a senior and 27 passes for 350 yards and three scores in his career... AP Scholar with Distinction

Personal

Full name: Connor Edward Welsh... Born: February 28 at Forth Worth, Texas... Parents: Mark and Christian Welsh ... Rice major: undeclared...Rice college: Martel.



**REID
WESTERVELT**

25

WR, 6-3, 190, FRESHMAN
LUCAS, TEXAS
LOVEJOY

Lovejoy High School

All-State selection from TSWA as a senior for coach lection at tight end for coach Chris Ross as the Leopards went 13-1 and advanced to the 5A D2 quarterfinals before falling to eventual state champion Aledo 52-48... Caught 13 passes for 279 yards and two touchdowns in the defeat... 7-5A Division II offensive MVP and an all-area first-team selection with 89 receptions for 1,803 yards and 31 touchdown receptions... His 31 TD catches rank seventh in Texas high school single season history... catcher — his 31 receiving touchdowns ranked sixth in state history to go along with 89 catches for 1,803 yards... Finished his career with 135 receptions for 2,709 yards and 45 touchdowns... Regional qualifier in the long jump in track while also lettering twice in baseball for a team that was district champs in his junior year... Academic all-district (basketball) and academic all-state (track).

Personal

Full name: Reid Westervelt... Born: January 18 at Boston, Massachusetts... Parents: Dean Westervelt and Kristie Nieslanik ... Rice major: undeclared...Rice college: McMurtry



**JASON
WHITE**

22

CB, 5-8, 161, SOPHOMORE
DESOTA, TEXAS
BISHOP DUNNE

At Rice

C-USA Commissioner's Honor Roll (2020, 2021)... Rice Honor Athlete 2021

2020

Saw action in the final two games after battling an injury at the start of the year... Enjoyed a healthy '21 spring practice.

2019

Saw action in eight games on special teams and defense and made his first career start vs. Southern Miss... Credited with eight tackles and a quarterback hurry... Credited with a career-best five tackles and his QB hurry vs. Southern Miss... Credited with one special teams tackle.

2018

Played in a pair of games while preserving his redshirt... Made his debut at FIU and picked up his first career tackle and PBU vs. ODU in the finale... Named Player of the Week for the scout special teams unit for his work prior to the UAB game.

Bishop Dunne

Three-year starter and four-year letterman for coach Michael Johnson at Bishop Dunne... Second team all-district selection after compiling 33 tackles and a pair of interceptions (one for a touchdown) for the Falcons as a senior... Finished his career with 71 tackles, eight breakups and seven interceptions (three for touchdowns)... Played in three TAPPS D1 championship games, winning the title as a freshman reserve in 2014 and starting in both 2015 & 2016... Named to the Principal's Honor Roll at Dunne... Member of the Sigma Beta and African American Awareness clubs.

Personal

Full name: Jason Daylon White... Born: April 30 at Dallas, Texas... Parents: Dana and Paula White... (one brother)... Rice major: Kinesiology... Rice College: Will Rice

2021 Rice Owls

Jason White's Career Stats

DEFENSE	UT	AT	TOT	SACK	TFL	FF	FR	PD	QBH
2018	1	0	1	0	0	0	0	1	0
2019	6	2	8	0	0	0	0	1	0
2020	0	0	0	0	0	0	0	0	0
TOTALS	7	2	9	0	0	0	0	1	1

Single Game Highs

Tackles: 5 vs. Southern Miss (O 26, 2019)



JOSHUA WILLIAMS

38

SAF, 6-1, 190, FRESHMAN
LINDEN, ALA.
LINDEN

Linden High School

Four-year starter for coach Travis Lockett who quarterbacked the Patriots to a 15-0 record and the school's first AHSAA Class 1A high school state championship... Threw for 1,289 yards and 10 touchdowns and ran for 764 yards and eight touchdowns on offense while collecting 57 tackles, nine PBUs and returning three interceptions for touchdowns on defense... Finished his career with 171 tackles, eight interceptions (three for scores) and broke up 22 passes... Four-year letterman in basketball, averaging 15 points and 13 rebounds per game... Recipient of the Larry D. Striplin, Jr., Scholar-Athlete of the Year Award as the state's top student-athlete from the Alabama High School Athletics Association... Valedictorian, Beta Club and National Society for High School Scholars.

Personal

Full name: Joshua Raphael Williams... Born: October 9 at Meridian, Mississippi... Parents: Reginald and Regina Williams ... One brother, two sisters.... Rice major: undeclared...Rice college: Will Rice.



MARCUS WILLIAMS

31

SAF, 5-11, 190, FRESHMAN
HELENA, ALA.
HOOVER

Hoover High School

Led Hoover to the AHSAA Class 7A semifinals as a junior and senior as starter for coach Josh Niblett... Played for state champions as a freshman and semifinalists as a sophomore... Team captain as a senior and was credited with 52 tackles, seven PBU, three forced fumbles, two interceptions on fumble recovery... Second team All-South Metro selection... Preseason All-State selection by MaxPreps... Finished his career with 133 tackles, 16 TFLs (three sacks), 12 PBUs, three forced fumbles, three fumble recoveries, two interceptions and two blocked punts... National Honor Society, Spanish Honor Society, Mu Alpha Theta and FCA.

Personal

Full name: Marcus Williams... Born: October 4 at Tuscaloosa, Alabama... Parents: Wyatt and Sherita Williams ... One sister.... Rice major: undeclared...Rice college: Hanszen



HARRY WITT

44

FB, 5-10, 243, FRESHMAN
AUSTIN, TEXAS
VANDEGRIFT HS

At Rice

Conference USA Commissioner's Honor Roll (2021)

2020

Sat out his first season with the Owls.

Vandegrift High School

Two-time All-District coach Drew Sanders to a pair of 13-6A District Championships... First Team All-State... Recorded 48 knockdowns and 21 pancakes as a senior... In his career, recorded 94 knockdowns and 48 pancakes...Academic All-State... Three-time Academic All-District... Two-time AP Scholar.

Personal

Full name: Harrison Witt... Born: November 9 at Austin... Parents: Kevin and Anne Witt... (two brothers)... Rice major: Undeclared... Rice College: Lovett.



JOVAUN WOOLFORD

70

OL, 6-5, 298, GRADUATE
DES PLAINES, ILL.
COLGATE

Honors at Rice

Conference USA Commissioner's Honor Roll (2021)... All-Conference USA 2020 Coaches (Honorable Mention)

Honors at Colgate

2017 All-Patriot League First Team (Coaches)... 2017 All-Patriot League Second Team (Phil Steele)... Three-Time Colgate Raider Academic Honor Roll... Two-Time Patriot League Academic Honor Roll

Returns for his seventh year of college football thanks to the NCAA eligibility waiver for 2020.

2020

Grad transfer who moved in as the starter at right tackle for all five games and was second on the offensive line with 356 snaps (Shea Baker led with 358)... Earned honorable mention all-conference honors from league coaches... Came to Rice after receiving a sixth year from the NCAA as a medical hardship. Graduate transfer from Colgate who enrolled in January and participated in spring drills.

2019 (Colgate)

Played in 11 games and made nine starts as a senior after missing most of his junior year after an injury in the opening game... Made six starts at left tackle and three on the right side in 2019

2018

Started and played in opener before suffering season-ending injury.

2017

Started all 11 games at right tackle ... Part of offensive line unit that sparked Raiders to 185.3 rushing yards per game, tops in Patriot League ... 10th time in last 11 years Raiders led Patriot League in rushing ... Colgate also allowed just 25 quarterback sacks, fewest in conference ... Led Patriot League and ranked 15th nationally with 32:34 time of possession average.

2016

Made collegiate debut at Yale and played in last nine games.

2015

Did not see action in his first year at Colgate.

Maine West High School

All-Area selection at Maine West High School in Des Plaines, Illinois as a senior where he also served as a team captain for coach Jason Kradman... Also lettered in track and field (shot put and discus) and participated in wrestling ... Member of Varsity Club.

Personal

Full Name: Jovaun Woolford... Born: December 1 at Chicago, Illinois... Parents: Alvin and Michelle Hannon and Wayne Woolford... Two brothers, three step-brothers and one stepsister... Uncle (Donnell Woolford was an All-American cornerback at Clemson, the 1th pick in the first round of the 1989 NFL Draft by the Bears and an 1993 Pro Bowl selection... Enrolled in the Masters of Global Affairs program.



**PLAE
WYATT**

41

**SAF, 5-11, 200, FRESHMAN
MCKINNEY, TEXAS
BOYD HS**

At Rice

Conference USA Commissioner's Honor Roll (2021)

Boyd High School

All-District 9-6A second team as a senior for coach Joe McBride, ending the season with 110 tackles, 10 pass breakups, two interceptions and one fumble recovery.. Returned to Boyd where he began his career on the varsity as a freshman after playing as a junior at Dallas Bishop Lynch... Earned first-team all-district and second-team, all-state honors in TAPPS Division I for coach Chuck Faucette as a junior... Played with current Owl Jack Bradley at Bishop Lynch and against fellow signee Cole Latos as a senior in District 9-6A... Made 42 starts at the varsity level in his career and had seven interceptions, five fumble recoveries and five defensive touchdowns in addition to over 300 tackles... TAPPS Academic All-State as a junior at Bishop Lynch and UIL honorable mention as a senior at Boyd... Member of Dave Campbell's Texas Football Top 300... Dallas Morning News Top 50.

Personal

Full name: Plae Wyatt... Born: June 26 at Lubbock, Texas ... Parents: Ian Wyatt and Jennifer Hancock... (two brothers, one sister)... Rice Major: Kinesiology... Rice College: Duncan.

Rice Coaching Staff



MIKE BLOOMGREN DUNLEVIE FAMILY HEAD FOOTBALL COACH FOURTH SEASON

Dunlevie Family Head Football Coach Mike Bloomgren enters his fourth season at Rice looking to carry forward the signs of progress that his Owls showed in the shortened 2020 season and lead the Owls back to the postseason.

Bloomgren welcomes back 19 of 22 starters from last season in addition to his three starters on special teams along with several notable prior starters who missed the 2020 season. At the same time, the Owls will be infused with the surge of talent that has been cultivated through their expanded national recruiting efforts that have yielded some of the top rated classes in school history.

The returning talent endured a 2020 season that continually tested their mettle. After a delay until the last week of October, the Owls saw a dramatic rally snuffed out by the most improbable of football bounces, followed by an emphatic win on the road at Southern Miss. Any momentum was muted by a pair of games cancelled due to COVID-19 issues and a loss on the road at North Texas. After a third COVID cancellation, the Owls headed to Marshall to face the 15th ranked Thundering Herd, where the Owls dispatched generations of frustration against ranked foes, stunning the home crowd with a 20-0 win. A close loss to UAB in the season finale did little to dampen the enthusiasm of the Owls, who retained their key "Super Seniors" who could have chosen to transfer but elected to return to South Main and their teammates.

The host of familiar faces this year stand in marked contrast to Bloomgren's first campaign in 2018, which was one of transition as 21 true freshmen from his initial national recruiting class saw action, eight of which (in addition to one JUCO transfer) found their way into the starting lineup. The youthful Owls learned their lessons quickly and closed with a resounding 27-13 win over Old Dominion, which had defeated 13th ranked Virginia Tech earlier in the season.

His second season was highlighted by a closing rush as the Owls won their last three games, their first three-game winning streak to end a season since 2012 and setting the stage for optimism heading into 2020 before a pandemic entered the picture.

Bloomgren was named the 19th head football coach at Rice University on December 6, 2017 and immediately turned his focus on instilling the culture of "Intellectual Brutality" that he first conceived while on the staff at Stanford. Part of that effort involved broadening the Owls search for talent to a national scale and in his 2021 team feature players from 23 states, compared with just six on the roster he inherited.

Bloomgren came to Rice after seven seasons with the Cardinal, first as the offensive line coach (2011-12) and then assuming the reigns of Stanford's pro style offensive attack in 2013, setting the stage for one of the most successful decades in the program's rich history. Stanford won eight or more games in each of his seasons and reached the Pac-12 Football Championship four times, winning three titles.

Prior to 2017, Bloomgren had coached 12 NFL Draft selections and 11 All-America selections at Stanford, including 2015 Outland Trophy winner Joshua Garnett and NCAA all-purpose yardage record holder Christian McCaffrey.

The 2017 campaign saw running back Bryce Love nearly match McCaffrey's production on his way to being named a finalist for both the Heisman Trophy and Doak Walker Award. Love burst out of the gate with 180 yards on 13 carries against Rice in season opener in Sydney, Australia and completed the regular season with 1,973 yards on the ground, second only to McCaffrey's school-record 2,019 in 2015.

Bloomgren's 2016 unit ended the season on a six-game winning streak in which the offense produced 290.5 rushing yards/game, the most by any Power 5 program over that stretch. McCaffrey, the eighth overall pick in the NFL Draft by the Carolina Panthers, earned All-America honors for the second straight season and was an All-Pac-12 first team running back. His 183.87 career all-purpose yards/game were most of any active FBS player at season's end, and his 6,987 career all-purpose yards were second-most of any active FBS player.

Bloomgren was instrumental in the breakout season posted in 2015 by McCaffrey, that season's Associated Press Player of the Year and Heisman Trophy finalist. McCaffrey, the program's single-season rushing leader, led the nation in all-purpose yards while breaking Barry Sanders' NCAA record.

Stanford amassed a school-record 3,131 rushing yards on 610 attempts that season, the most by the program. The offensive unit's 529 points ranked sec-

ond-most in a season, its 33 rushing touchdowns, 223.7 rushing yards/game, 30 passing touchdowns, 37.8 points/game and 6,097 total yards of offense ranked third.

Stanford scored at least 30 points in a national-best 13 consecutive games and led the nation in time of possession (34:48), the seventh-best by any team in the past 20 years.

Four Cardinal heard their names called at the NFL Draft following the 2015 season, including first-round selection Garnett, Stanford's unanimous first team All-America -- and only the ninth in school history. Garnett was the program's first Outland Trophy winner as the nation's top interior lineman, and won the Morris Trophy, presented to the Pac-12 Lineman of the Year.

Bloomgren's linemen were named a finalist for the inaugural Joe Moore Award in 2015, given to the nation's top offensive line.

While facing six nationally ranked opponents in 2014, including four on the road, Bloomgren helped Stanford win eight games. The Cardinal scored at least 30 points in seven of 13 games on the season and increased its nation-best streak of scoring at least 10 points to 95 games. Stanford also set a record for the most points in a bowl game in program history with 45 in the Foster Farms Bowl win against Maryland.

Stanford amassed a program-best 2,904 rushing yards during the 2013 season, Bloomgren's first year at the offensive helm.

Individual honors are closely tied to Bloomgren. He has earned recognition for both his coaching and recruiting prowess. Rivals.com named Bloomgren one of its 2014 National Recruiters of the Year -- the latest such honor that began in 2012 when ESPN recognized him as its Pac-12 Recruiter of the Year. Rivals.com tabbed Bloomgren as one of the nation's top-25 recruiters in 2016. FootballScoop.com named Bloomgren its 2013 Offensive Line Coach of the Year following two years of eye-opening accomplishments.

Bloomgren joined the Cardinal staff as offensive line coach and run game coordinator in 2011 after spending four seasons with the New York Jets, where he served as assistant offensive coordinator (2010), offensive assistant (2009) and offensive quality control coach (2007-08).

In 2013, all five offensive linemen received All-Pac-12 honors, including first-team selection Yankey. Yankey was named Stanford's first two-time first-team All-American selection since Bob Whitfield (1990-91). One of four senior starters on the offensive line in 2013, Yankey was also selected as a semifinalist for the Outland Trophy and Lombardi Award.

Four of Bloomgren's five starting offensive linemen earned All-Pac-12 honors in 2012, including first-teamer Yankey.

Yankey was the winner of the league's 2012 Morris Trophy. The consensus All-American was Stanford's first winner of the award since 2002.

The Cardinal offensive line afforded 200-plus yards rushing in six games during the 2012 season, paving the way for record-breaking running back Stepfan Taylor. The Doak Walker Award semifinalist produced the best season of his career (109.29 yards/game).

Bloomgren's work with the offensive line in 2011, which included three first-year starters, played a pivotal role in providing protection for Heisman finalist Andrew Luck to complete over 70 percent of his passes and throw a school-record 37 touchdowns, in addition to compiling the third-highest rushing total in school annals. Stanford's ground game keyed an offense that ranked seventh nationally in scoring average at 43.2 points/game and eighth in total offense at 489.3 yards/game.

Bloomgren launched his coaching career as an undergraduate assistant for Bobby Bowden at Florida State, where the Seminoles captured a pair of Atlantic Coast Conference titles (1997-98) during his tenure. He served as co-offensive coordinator at Catawba College from 2002-04 and offensive coordinator at Delta State from 2006-06. A 1999 graduate of Florida State with a bachelor's degree in sports management, Bloomgren earned his master's degree in higher education from Alabama in 2001.

A native of Tallahassee, Florida, Mike and his wife, Lara, have two sons, Tyler and Parker.

Rice Coaching Staff

BLOMGREN'S COACHING CAREER

Alabama, Graduate Assistant

Season	Overall		Conference		Postseason
	W	L	W	L	
1999	10	3	7	1	Orange Bowl
2000	3	8	3	5	
2001	7	5	4	4	Independence Bowl

Catawba, Co-Offensive Coordinator

Season	W	L	W	L	Postseason
2002	8	3	6	1	NCAA Division II First Round
2003	9	2	6	1	
2004	7	4	4	3	NCAA Division II First Round

Delta State, Offensive Coordinator

Season	W	L	W	L	Postseason
2005	7	4	6	3	
2006	12	3	7	1	NCAA Division II Semifinals

New York Jets, Offensive Quality Control

Season	W	L	W	L
2007	4	12		
2008	9	7		

New York Jets, Offensive Assistant

Season	W	L	W	L
2009	9	7		

New York Jets, Assistant Offensive Line

Season	W	L	W	L	Post-Season
2010	11	5			AFC Conference Championship

Stanford, Offensive Line Coach

Season	W	L	W	L	Post-Season
2011	11	1	8	1	Fiesta Bowl
2012	12	2	8	1	Rose Bowl

Stanford, Andrew Luck Director of Offensive

Season	W	L	W	L	Post-Season
2013	11	3	7	2	Rose Bowl

Stanford, Andrew Luck Director of Offensive/Assoc. HC

Season	W	L	W	L	Post-Season
2014	8	5	5	4	Foster Farms Bowl
2015	12	2	8	1	Rose Bowl
2016	10	3	6	3	Sun Bowl
2017	9	5	7	2	Alamo Bowl

Rice, Dunlevie Family Head Football Coach

Season	W	L	W	L	Post-Season
2018	2	11	1	7	
2019	3	9	3	5	
2020	2	3	2	3	

Head Coaching Record

School	Years	W	L	W	L
Rice	3	7	23	6	15
Totals	3	7	23	6	15

BLOMGREN VS. OPPONENTS

Head Coaching Record Against All-Time Opponents

Opponent	W	L	Last Meeting	Outcome
UAB	0	3	Dec. 12, 2020	L, 21-16
Army West Point	0	1	Aug. 30, 2019	L, 14-7
Baylor	0	1	Sept. 21, 2019	L, 21-13
FIU	0	1	Oct. 20, 2018	L, 36-17
Hawai'i	0	1	Sept. 8, 2018	L, 43-29
Houston	0	1	Sept. 1, 2018	L, 45-27
LSU	0	1	Nov. 17, 2018	L, 42-10
Louisiana Tech	0	2	Sept. 28, 2019	L, 23-20 ot
Marshall	1	1	Dec. 5, 2020	W, 20-0
Middle Tennessee	1	1	Oct. 24, 2020	L, 40-34 ot
North Texas	1	2	Nov. 21, 2020	L, 27-17
Old Dominion	1	0	Nov. 24, 2018	W, 27-13
Prairie View A&M	1	0	Aug. 25, 2018	W, 31-28
Southern Miss	1	2	Oct. 31, 2020	W, 30-6
Texas	0	1	Sept. 14, 2019	L, 48-13
UTEP	1	1	Nov. 30, 2019	W, 30-16
UTSA	0	2	Oct. 19, 2019	L, 31-27
Wake Forest	0	2	Sept. 6, 2019	L, 41-21

Rice Coaching Staff



BRIAN SMITH DEFENSIVE COORDINATOR/LINEBACKERS FOURTH SEASON

Brian Smith was officially named Rice's new defensive coordinator on December 12, 2018 after spending the previous two years as the defensive backs coach at Michigan. He also coached the Owls' safeties for three seasons before switching to linebackers in 2021.

Smith's 2020 defenders put together one of the most notable efforts for the Owls since they joined Conference USA. They ranked third in total defense in C-USA and 26th nationally (341.6 per game), their best finish since joining the league in 2005 and the lowest by a Rice defense since 1999 (338.6). It marked the third time in his three seasons the Owls have improved their average, from 446.1 in 2018 to 380.3 in 2019 and 341.2 last season. They ranked 40th nationally by allowing only 140.8 yards per game on the ground, their best since finishing 40th in 1999. After allowing 40 points in a double overtime loss to Middle Tennessee to open the season, the Owls held the top three scoring offenses in C-USA (UNT, 34.4; Marshall 28.5; UAB 28.4) to a combined 48 points and allowed an average of 13.5 in final four games of the season. They allowed an average of just 18.9 points per game, the lowest allowed by Rice since the 1994 Owls gave up just 18.5 points (203 in 11 games).

His first Rice defense featured nine first-time starters and closed the year with four freshmen and a JC transfer in the starting lineup, Smith saw his youthful team hold its last three opponents (LA Tech, LSU & ODU) to an average of 122 yards on the ground and 3.9 yards per carry. Three of the Owl four top tacklers were first time starters (George Nyakwol, 67; Blaze Alldredge 65 and Treshawn Chamberlain 50) while another true freshman starter (Prudy Calderon) led all C-USA freshmen with four interceptions. The Owls also held UTSA to 178 yards (lowest total by an Owl defense since they limited Tulane to just 123 in 2013) and 43 yards through the air, the fewest yards passing allowed by the Owls since they joined C-USA in 2005.

In his two seasons at Michigan, Smith's defensive backs were the part of an overall defensive unit that ranked among the nation's best each year. Entering the bowl season after the 2017 season, Michigan ranked third in the country in total defense (288.8 yards per game) despite losing 10 starters from the 2016 team that ranked first and saw seven of the 10 starters selected in the NFL Draft.

The Wolverines led the nation in pass defense, surrendering just 142.7 yards per game through the air. Both of the safeties Smith worked with in 2017 (Tyree Kinnel and Josh Metellus) were named All-Big Ten honorable mention by both the coaches and media.

In his first year working with the U-M safeties, Smith coached Delano Hill and Dymonte Thomas to career-best seasons which culminated in All-Big Ten honors for both players. Thomas had a career-best 70 stops, with 10 pass breakups, one fumble recovery and his first career interception, while Hill contributed a career-best 52 tackles, including 4.5 for loss, adding six pass breakups and three interceptions.

As a whole, the secondary was part of an elite defensive unit which led or ranked second in the NCAA in seven defensive categories, including pass defense, pass efficiency defense, first and third down conversions allowed and scoring defense. Nearly 45 percent (44.5; 5.62 per game) of opponents' possessions ended in a three-and-outs, and U-M allowed just 28 red zone trips all season, fewest in the nation. Michigan's defensive backs defended 68 passes, with 13 interceptions and three pick-sixes, including one from Hill and the unit allowed only 11 passing touchdowns all season. The defense led the Big Ten in eight categories, including total scoring defense, pass defense, pass defense efficiency, third down conversions allowed and red zone defense, permitting a 43.6 completion percentage on average for opposing quarterbacks.

Smith joined Michigan's staff after spending the 2015 season with the Philadelphia Eagles, where he served as the team's assistant linebackers coach.

Prior to joining the Eagles staff, his last pro stop before U-M, Smith spent eight seasons with the New York Jets (2007-14). He worked with the defensive secondary for the Jets during the 2013-14 seasons, mentoring first-round pick Dee Milliner, who earned NFL Defensive Rookie of the Month honors in December. Smith started his tenure with the Jets as a quality control/offensive coach in 2007 and held various coaching positions with the franchise.

Smith began his coaching career at his alma mater, the University of Massachusetts, where he worked with current Michigan defensive coordinator Don Brown. Smith coached the outside linebackers in 2004 and switched over to the offensive side of the ball in 2005, mentoring the wide receivers and coaching New York Giants All-Pro and Pro Bowl receiver Victor Cruz.

Smith was a four-year letterman and three-year starter in the secondary for the Minutemen and was a member of the program's 1998 NCAA Division I-AA national championship team. Smith registered 306 stops, 23 tackles for loss, 23 pass breakups and eight interceptions during his career. He earned All-Atlantic 10, All-New England and All-ECAC honors as a senior in 2000.

Smith graduated with a bachelor's degree in accounting from the University of Massachusetts in 2001. A native of Wilmington, Delaware, Smith was a three-time Atlantic 10 and CoSIDA Academic All-District selection and was twice named to the Division I-AA Athletic Directors Academic All-Star team.

Rice Coaching Staff



MARQUES TUIASOSOPO OFFENSIVE COORDINATOR/QUARTERBACKS FIRST SEASON

Marques Tuiasosopo joined the Owls in February of 2021 as their offensive coordinator and quarterbacks coach, reuniting with Dunlevie Family Head Football Coach Mike Bloomgren for the first time since 2007 when both were with the New York Jets (Tuiasosopo as a quarterback, Bloomgren as an offensive quality control coach).

Tuiasosopo joins the Owls after spending the last 12 seasons coaching on the offensive side of the ball in the Pac 12 Conference, including the last four years shaping the offensive attack for the California Golden Bears.

When Tuiasosopo came to Cal as part of head coach Justin Wilcox's first staff in 2017 there were no tight ends on the Bears' roster after the position had been eliminated in the offenses of previous head coach Sonny Dykes. But the position group returned under Wilcox and become more prominent in 2020 under the direction of offensive coordinator Bill Musgrave.

The former college and NFL quarterback spent his first two seasons at Cal in 2017 and 2018 coaching the team's signal-callers while serving as the team's passing game coordinator and recruiting coordinator. Tuiasosopo worked with an inherited group of young and inexperienced quarterbacks that had no starts and little experience between them upon his arrival after the departures of three-year starter Jared Goff (2013-15) and graduate transfer starter Davis Webb (2016). Ross Bowers started the first 12 games of his collegiate career as a 2017 junior and threw for 3039 yards to rank sixth on Cal's all-time single-season list while his 253.2 passing yards were fourth in the conference but after also starting the 2018 season opener fell behind current starter Chase Garbers and Brandon McIlwain on the depth chart with the trio combining for 2421 yards in the air and 16 touchdowns in the air while rushing for another 816 yards and six scores.

Prior to his arrival at Cal, Tuiasosopo spent the 2016 campaign as the passing game coordinator/quarterbacks coach at UCLA in 2016 and oversaw the development of 2018 NFL Draft first-round pick Josh Rosen with the Bruins' passing offense ranking No. 19 nationally (295.6 ypg) despite Rosen missing six of the Bruins' 12 games due to injury. Tuiasosopo first joined the UCLA staff as an intern in the football office in 2011 before being elevated to full-time quarterbacks coach for the Kraft Fight Hunger Bowl. In 2012, he served as UCLA's tight ends coach for a squad that finished 9-5 overall and played in the Holiday Bowl.

Tuiasosopo returned to his alma mater Washington to coach quarterbacks in 2013 and by the end of the season was the interim head coach for the Huskies' victory over BYU in the Fight Hunger Bowl. Washington ranked 16th nationally in completion percentage (65.4%) while senior quarterback Keith Price ended his career as the Huskies' all-time leader in several categories including completion percentage (64.0%), passing efficiency (143.2) and touchdown passes (75).

In between his two stints at UCLA, he spent two seasons as the associate head coach offense and tight ends coach at USC, where he was named the Pac-12 Recruiter of the Year by Scout.com in February of 2015 after helping the Trojans haul in the nation's top recruiting class that year according to the organization.

The two offenses Tuiasosopo worked with at USC in 2014 and 2015 were efficient and also took excellent care of the football.

USC finished 9-4 overall including a Holiday Bowl victory over Nebraska in his first season with the Trojans in 2014, producing the nation's top completion percentage (69.1%), ranking second in fewest turnovers lost (12) and fourth in passing efficiency (165.35), while throwing only five interceptions to tie for the sixth-lowest total in the country. An 8-6 USC team that reached the Holiday Bowl for a second consecutive season in 2015 ranked among the nation's top 20 in fewest turnovers lost (T4th, 12), fewest fumbles lost (T9th, 5), completion percentage (11th, 66.7%), fewest passes intercepted (T11th, 7) and team passing efficiency (20th, 153.60).

Prior to his coaching career, Tuiasosopo played for eight seasons in the NFL with Oakland (2001-06, 2008) and the New York Jets (2007). He was drafted in the second round of the 2001 NFL Draft by the Raiders following a brilliant four-year playing career for the Huskies (1997-2000).

Tuiasosopo finished eighth in Heisman Trophy voting as a 2000 senior while also earning Pac-10 Offensive Player of the Year and Rose Bowl MVP honors. The two-time UW captain (1999-2000) established the school's career total offense record (7374) as he passed for 5879 yards and 33 touchdowns while rushing for another 1495 yards with 21 TDs. In a 1999 victory over Stanford during his 1999 junior season, he became the first NCAA Division I player to pass for at least 300 yards and rush for at least 200 yards in the same game as he combined for a school-record 509 total yards (302 pass, 207 rush). The Huskies also reached bowls in each of his first three seasons (1997 Aloha Bowl, 1998 Oahu Bowl, 1999 Holiday Bowl).

After Tuiasosopo's playing career ended following the 2008 NFL season, he spent the 2009 and 2010 football campaigns as an assistant strength and conditioning coach at his alma mater Washington, where he earned his business degree from in 2001.

The former NFL player and collegiate standout was honored for his legendary status in the game when he was enshrined into the Polynesian Football Hall of Fame in January of 2019.

Tuiasosopo was a two-sport prep standout who starred in both football and baseball at Woodinville High School. He was drafted by the Minnesota Twins in the 1997 MLB Draft but chose to play collegiate football. He comes from an incredible athletic lineage with many collegiate and professional athletes in his family including Cal Athletic Hall of Famer and All-American fullback Johnny Olszewski (1950-52), who was the No. 4 overall selection by the Chicago Cardinals in the 1953 NFL Draft and spent 10 seasons in the NFL with Chicago (1953-57), Washington (1958-60), Detroit (1961) and Denver (1962). His uncle, Faasamala Tagaloa, was a two-year letterwinner as a wide receiver at Cal (1988-89) while his father, Manu Tuiasosopo, played defensive line at UCLA (1975-78) before embarking on an eight-year NFL career with Seattle (1979-83) and San Francisco (1984-86). Manu is also was enshrined into the Polynesian Football Hall of Fame as a member of the class of 2018.

Tuiasosopo and his wife, Lisa, a former volleyball player at North Carolina, have two sons, Brayden and Bryce, and a daughter, Kylie.

Rice Coaching Staff



CEDRIC CALHOUN DEFENSIVE LINE FOURTH SEASON

Cedric Calhoun is in his fourth year as the Owls defensive line coach.

Calhoun returns a talented core of interior defenders in 2021. Super Senior tackle Elijah Garcia, who leads the all active interior linemen in Conference USA with 123 career tackles, finished second among conference interior defenders with an average of 5.6 tackles per game. Sophomore De'Braylon Carroll was one of the team leaders in tackles for loss and yardage lost, while juniors Trey Schuman and Kenneth Orji and sophomore Ikenna Enechukwu are a formidable force on the outside.

A former assistant at Florida International University, Dartmouth College and Alabama A&M University, Calhoun came to Rice after spending four years at Vanderbilt, the last two as a defensive quality control coach. He joined the Commodores staff in 2014 as a conditioning assistant.

Calhoun returned to collegiate athletics with the Commodores in 2014 after a year assisting children with autism at the Piedmont School of Atlanta.

He served as FIU's defensive line coach under Mario Cristobal at FIU from 2010-12, helping the Panthers to the 2010 Sun Belt Conference title and to their first two postseason appearances in school history, the 2010 Little Caesars Pizza Bowl and 2011 Beef `O' Brady's Bowl.

Prior to joining FIU, Calhoun coached four seasons at Dartmouth, working with the Big Green defensive line in 2006 and linebackers from 2007-09. From 2002-05, Calhoun served as defensive line coach at Alabama A&M. He helped fashion a unit that led the Southwestern Athletic Conference (SWAC) in total defense and sacks for four straight seasons. Eight of his players won All-SWAC honors, contributing to a 32-15 overall record.



SANDERS DAVIS OFFENSIVE LINE SECOND SEASON

Sanders Davis took over as the Owls offensive line coach in March of 2020 after originally joining the staff in 2019 as an offensive graduate assistant.

He welcomes back a talented and experience crew backed by an exciting array of young talent. Guard Shea Baker, who has led the Owls in snaps in two of the last three years, is a preseason all-conference selection in addition to a member of the Rotary Lombardi Watch List. Right tackle Clay Servin is second only to Baker in snaps over the past two years while left tackle Jovaun Woolford returns for a seventh season of college football. Izeya Floyd and Cole Garcia lock down the other guard spot, while Isaac Klarkowski returns at center after handling over 350 snaps last fall while playing with a broken left hand.

Davis came to Rice after five seasons at Catholic High School in Baton

Rouge, Louisiana where he was the run game coordinator and offensive line coach, helping to guide the Bears to a pair of Division 1 state titles as well as a runner-up finish in 2018 in Louisiana's highest classification. In addition to his football duties, Davis served as the head soccer coach, a strength coach, and an English teacher.

Davis was a standout lineman for the Bears before graduating in 2010. He played center at Dartmouth from 2010-13, graduating in 2014 and then returning home to Baton Rouge to teach and coach at his alma mater.

During his time at Alabama A&M, Calhoun developed defensive end Robert Mathis into the 2002 SWAC Defensive the Player of the Year before embarking on a standout NFL career. In 13 seasons with the Indianapolis Colts, Mathis earned the 2013 AFC Defensive Player of the Year (while leading the league in sacks), was twice named All-Pro and was also named to the Pro Bowl six times.

He also coached FIU defensive end Tourek Williams, who selected in the sixth round of the 2013 draft by the San Diego Chargers and played a total of 45 games in his four-year career.

Calhoun was an all-conference defensive end at Grossmont (Calif.) Community College, and received his B.A. degree in health and physical education from Morehouse (Ga.) College in 1995.

He began his coaching career at Idaho State University in 1997, serving as the head strength and conditioning coach while assisting the defensive line coach. He returned to Morehouse in 1998, spending four seasons as defensive line coach. During the summers of 2004 and 2005, Calhoun held a defensive line internship with the San Diego Chargers through the NFL's Minority Internship Program. In 2008, he was an intern with the Philadelphia Eagles.

Calhoun is the father of two daughters, Olusade and Adejola.

Rice Coaching Staff



**JIM
JACKSON**
TIGHT ENDS
FIRST SEASON

A Texas native who played football and baseball at Mesquite Poteet, Jim Jackson returns to the state for the first time in his coaching career, taking over as the Owls' tight ends coach in 2021 after two seasons coaching the offensive line at Massachusetts.

Jackson assumed leadership of an offensive line in 2019 which replaced starters at four of five spots from the year prior. Following the overarching changes to the unit, and injuries suffered during the year, the Minutemen still cut down on their sacks allowed by 69.2 percent.

Jackson arrived in Amherst following a successful five-year stint at the University of San Diego, where he held roles as the offensive line coach and the co-offensive coordinator.

During Jackson's five seasons as San Diego, the Toreros went a combined 47-13 (.783), including an unprecedented 38-2 (.950) in the Pioneer Football League (PFL). The squad won at least nine games in all five of Jackson's campaigns with the program, and went undefeated at 8-0 in conference play during the 2016-18 seasons.

Over the course of his tenure, the San Diego offense remained instrumental in the program's sustained success. With the offensive line providing the time for dynamic playmaking, USD reached four NCAA Division I FCS playoffs and advanced to the second round in 2016 and 2017, while it also appeared in the 16-team field in 2014 and 2018.

Jackson oversaw the development of the offensive line for all five years of his time with the Toreros, while he served as the co-offensive coordinator during 2018, when the team averaged 37.8 points and 470.6 offensive yards per game.

In particular, Jackson's guidance of offensive lineman Daniel Cooney's development saw Cooney collect three consecutive all-America accolades from the American Football Coaches Association (AFCA), one each his sophomore, junior and senior seasons.

The Toreros offensive line developed into a well-round corps following Jackson's hire, highlighted by the group's ability to protect the quarterback. After USD ranked No. 7 in sacks against among all PFL teams with 23 in 11 games during Jackson's first year, the unit only allowed 36 total over 48 combined games during the 2015-18 season, and never finished lower than tied for second in the league. USD ranked among the nation's leaders for fewest sacks allowed during each of the last three seasons, including No. 2 nationally in 2017.

Over the course of the 2018 season, San Diego stood among the top-four within the Pioneer League in more than a dozen per-game offensive categories, including points, total offense, passing offense, passing efficiency, first downs, red zone offense and time of possession.

Six Toreros collected all-PFL recognition, including first team choices Michael Bandy (WR), Cooney, Anthony Lawrence (QB) and Jake Michaels (OL), and second team selections Emilio Martinez (RB) and Aidan Valencia (OL). With Jackson's guidance, Bandy earned five national all-America awards while Cooney collected three from the American Football Coaches Association, the Associated Press and STATS.

The 2017 season was another rousing success for San Diego, with the offensive line paving the way as USD averaged 36.4 points and 421.8 yards per game. The season culminated in an upset of No. 25 Northern Arizona in the FCS Playoff First Round as the team earned the school and PFL's second-ever postseason victory.

Jackson's offensive line fostered the team's balanced attack in 2017 as it allowed the passing game to post 254.2 yards per appearance while the run game added 167.6 over the 13-game slate. The year culminated in Cooney's second career all-America award from the AFCA.

2016 marked San Diego and the PFL's first-ever postseason victory when the Toreros went to No. 21 Cal Poly and took a 35-21 victory from the Mustangs on their home field. The offense put forth 473 total yards and averaged 5.8 gained per play against Cal Poly behind Jackson's offensive line. Cooney again led the blocking efforts for Jackson and won all-America as a result.

The year marked a season of renewal on the offensive line as the unit lost four starters from the 2015 campaign to graduation, including All-PFL First Team selections Pono Keni (left tackle) and right guard Jeff Starr (right guard). Despite the changeover, the unit limited foes to 4.0 sacks in 12 games, the third-fewest nationally and best among PFL teams. Additionally, as a whole, USD ranked in the top 10 nationally for time of possession (No. 1), third down conversion rate (No. 2), completion percentage (No. 5), winning percentage (No. 6), red zone offense (No. 7) and scoring offense (No. 10).

Prior to USD, Jackson coached eleven years for six collegiate programs, including Southern Illinois (2010-13), Minnesota (2007-09), Louisiana-Lafayette (2006), Toledo (2005), Lehigh (2004) and Methodist College (2003).

Jackson served as the tight ends coach at Southern Illinois for four seasons and spent the final two of his tenure as the team's recruiting coordinator.

During his time at SIU, Jackson played a key role in the development of tight end MyCole Pruitt, who earned first team all-America honors in 2013. Pruitt finished the regular season with 601 receiving yards and became SIU's all-time leader in career receptions (140) and receiving yards (1,740) by a tight end.

Prior to that, Pruitt was a third-team All-America selection by The Sports Network and named to the All-MVFC First Team in 2012. Additionally, with Jackson's guidance, Pruitt earned all-conference and picked up a spot on the MVFC All-Newcomer Team in 2011.

In 2010, his first year at Southern Illinois, Jackson's tight ends were instrumental in helping the Saluki offense average 30.1 points per game and 378.2 yards of total offense. The tight ends, playing a major role in run blocking, helped pave the way for the Saluki rushing attack that averaged 189.5 yards per game and scored 22 touchdowns on the year.

Kyle Harruff tied for the team lead with three touchdown receptions under Jackson's guidance in 2010 and Harruff had 17 catches for 294 yards - an average of 17.3 yards per reception. Fellow tight ends C.J. Robertson, Philip Schumacher and combo-tight end/fullback John Goode also hauled in touchdown catches in 2010. Goode was an All-MVFC selection in 2010 under Jackson.

Jackson arrived at Southern Illinois from the University of Minnesota, where he was an assistant offensive line coach from 2007-09.

In 2007, Jackson helped coach the Gopher front that ranked 10th in the nation in fewest sacks allowed (13 total). He worked directly with the Gopher centers, along with his various other coaching duties.

Prior to joining the Minnesota staff, Jackson spent one season as a defensive graduate assistant working with the defensive line at Louisiana-Lafayette.

Jackson spent the 2005 season as a graduate assistant working as a video coordinator and with the offensive line at Toledo, one year after he served as assistant defensive backs coach and assistant video coordinator at Lehigh in 2004. He started his coaching career in 2003 as the outside linebackers coach at Methodist (N.C.) College.

Jackson played football and baseball at Cornell. He was a three-year starter and a team captain on the baseball team and played two seasons of football.

Jackson received his bachelor's degree in communications from Cornell in 2003. He earned his master's degree from Minnesota in sports management in 2009.

Jackson and his wife Michelle have one daughter, Mae, and one son, Grant.

Rice Coaching Staff



CHRIS MONFILETTO SPECIAL TEAMS COORDINATOR THIRD SEASON

Chris Monfiletto is in his third season with the Owls and his first as their Special Teams Coordinator. Monfiletto initially joining the staff in 2019 as an offensive quality control assistant and guided the tight ends during the abbreviated 2020 season.

Monfiletto came to South Main after seven years as the head coach at Kenyon College where he also coached the quarterbacks. He took over a Kenyon program in 2012 that was coming off consecutive winless seasons. In his first season, the team recorded six wins and managed the first winning season since 2005. The next season saw Kenyon win more games in a two-year period since 1988-89. In 2017, Monfiletto's offense averaged 366.4 yards per game, ranking 21st in NCAA DIII in passing and yards per game. The team boasted the leading top three wide receivers in the NCAC conference in receptions and two in the DIII top 10.

In addition to his head coaching responsibilities, Monfiletto also served as the position coach to QB Thomas Merkle who is Kenyon's career leader in completions and passing yards. In 2018, wide receiver Ian Robertson finished 4th in NCAA DIII in Receiving Yards and 2nd in Receptions per Game, setting the school record for completions. In 2016, WR Brian Hunca finished 2nd in NCAA DIII in receptions per game, 4th in receiving yards and completed his career ranked second at Kenyon in receiving yards. He went on to have a rookie mini-camp tryout with the Washington Redskins.

Monfiletto came to Kenyon from Lycoming College in Williamsport, Pennsylvania, where he directed an offense that averaged approximately 360 yards and 28 points per game. In Monfiletto's two years at Lycoming, the team had a combined 14-6 record. In addition to his football coaching duties, Monfiletto also served as Lycoming's Director of Athletics from July-December 2011.

Monfiletto also served as the head coach at Western Reserve Academy in Hudson, Ohio from 2008-2010, and prior to that spent three years as a running backs coach and recruiting coordinator at Davidson College. The Wildcats had two winning seasons during that time and Monfiletto tutored two of the top-ten rushers in the college's history.

In 2004-05, he served as the special teams coordinator and wide receivers/defensive backs coach at his high school alma mater, the Hun School of Princeton, leading the team to the New Jersey prep A state title.

Born in Newark, New Jersey, and raised in Solebury, Pennsylvania, Monfiletto attended high school at the Hun School and went on to play collegiate football at Davidson College, where he graduated in 2004 with a bachelor's degree in History. In the summer of 2011, he earned a master's degree in Athletic Administration from Ohio University's College of Business.

He is married to Emily Monfiletto and has a son named Vincent.



MIKE KERSHAW WIDE RECEIVERS THIRD SEASON

Mike Kershaw enters his third year as the Owls wide receivers coach. He was promoted to wide receivers coach on March 1, 2019 after returning to coaching in 2018 as an offensive assistant for the Owls in Mike Bloomgren's first season. Kershaw previously coached with Bloomgren for two years at Delta State University (2005-06).

Kershaw welcomes a wealth of talent that features standout Bradley Rozner, who was lost before the 2020 season began, along with a host of younger receivers who stepped into key roles in a season that saw the numbers in the receivers' room dwindle to a single healthy scholarship player for the season finale. For the second consecutive year, Kershaw has members of the Biletnikoff and Hornung Award watch lists in his arsenal. Rozner is a repeat member of the Biletnikoff list after leading the team with 770 yards and five touchdowns and was second with 55 receptions in 2019. Jake Bailey supplants current Atlanta Falcon Austin Trammell on the Hornung list, earning his spot after leading the Owls in 2020 with 477 all purpose yards and 145 yards on kickoff returns and was second on the team with 23 receptions, 276 receiving yards and two touchdown receptions.

Kershaw coached quarterbacks, wide receivers and safeties at Delta State, helping guide the top-ranked offense in Division II in 2004 and the 2006 squad to the NCAA Division II National championship semi-finals. He also served as DSU's recruiting coordinator from 2004-06.

He produced a pair of two-time All-Americans at Delta State including quarterback Scott Eyster, who remains DSU's career passing leader as well as two others who were twice honored as honorable mention All-Americans. Overall, he has produced 16 all-conference selections in his coaching career.

He was standout quarterback for DSU for two seasons, leading the team to its first Gulf South Conference championship in 1998. He earned his Bachelor of Business Administration in 2000 and his Masters of Education in 2003 while at Delta State.

Kershaw entered the insurance business in 2007 and opened his own agency in Austin in 2009, and saw the agency win Texas Monthly's Five Star Professional Award Winner for outstanding Customer Service four times.

He is the son of former CFL executive Phil Kershaw, who served as president of both Saskatchewan and Ottawa as well as CFL Chairman in 1991-92

Kershaw and wife Kristi are parents to a stepdaughter Riley and son Karson.

Rice Coaching Staff



**ROBBIE
PICAZO**
RUNNING BACKS
FOURTH SEASON

Robbie Picazo is in his second season guiding the Owls running backs after coaching the quarterbacks his first two seasons.

Picazo returns his top three rushers from last season, including Juma Otoviano, who topped 100 yards for the second time in his career, Khalan Griffin, who was voted the Owls freshman of the year by his teammates and former walk-on Ari Broussard, who put his physical style to good effect as the Owls ran out the clock to close out their historic 20-0 win at #15 Marshall.

In his first season guiding the Owls' quarterbacks, Picazo saw graduate transfer Shawn Stankavage handle the bulk of the action, throwing for 1,328 yards and 10 touchdowns in 10 games. True freshman Wiley Green threw for 621 yards and four scores in four games to preserve his redshirt year while former walk-on Evan Marshman saw a memorable first start at FIU cut short with an injury that ended his season. Those two will join graduate transfer Tom Stewart, redshirt freshman Parker Towns and incoming freshman JoVoni Johnson in the mix to lead the Owls in 2019.

He came to Rice after five seasons on the staff at Stanford, first as a student assistant while completing his coterm degree program and the last four as an offensive assistant.



**COLIN
SPENCER**
SAFETIES
FIRST SEASON

Colin Spencer took over as the coach of the Owls safeties in the spring of 2021. He had originally joined the Owls in February of 2018 as a defensive graduate assistant and moved into a defensive assistant's role in 2019.

Spencer joined the Rice staff after spending the previous two seasons as a defensive graduate assistant at the University of the Redlands in Redlands, California where he coached the cornerbacks. In 2016 Redlands won the Southern California Intercollegiate Athletic Conference (SCIA) title and in 2017, he coached senior Daniel Gonzalez to first team AFCA All-American honors. He



**GERARD
WILCHER**
CORNERBACKS
FOURTH SEASON

A veteran of 30 years of college coaching, Gerard Wilcher is in his fourth year of coaching the Rice cornerbacks.

Wilcher had to juggle his rotation in 2020 due to injuries, but the result is an experience crew of options in 2021. Former JuCo transfer Miles McCord answered the call when thrust into the starting lineup at the start of the year and led the corners with 14 tackles, one interception and a pair of pass breakups to lead the unit. Andrew Bird returned to action to start the last two games and is the most experienced corner with 11 career starts, while Tre'shone Devones looks to return to the starting rotation after missing most of last year.

Wilcher came to Rice from Delaware State where he served for two years as the defensive coordinator and safeties coach after a pair of seasons in a similar capacity at Division II Seton Hill University in Greensburg, Pa. While at Seton Hill, Wilcher's defenders sparked the Griffins to a victory over conference champion and nationally-ranked Slippery Rock.

Prior to his tenure at Seton Hill, Wilcher served 10 seasons as an assistant coach at Lehigh University, where he was the defensive backs coach as well as co-defensive coordinator in last two seasons, helping guide the Mountain Hawks to a 26-7 record over those two years.

Wilcher coached 24 All-Patriot League performers at Lehigh and his defenses collected a total of 126 interceptions. Wilcher recruited future NFL third round pick Will Rackley (Jaguars, 2011) to Lehigh as well as Lee Kurfis, who in 2013 set the school's all-time single-season receiving record and was invited to the Dallas Cowboys training Camp.

Picazo played quarterback at Stanford from 2009-12, making his collegiate debut in 2010 against Cal. He completed all three pass attempts for 15 yards against San Jose State in 2011.

Hailing from Santa Margarita, California, Picazo was the Orange County Offensive Player of the Year after throwing for 2,754 yards and 33 touchdowns as a senior. He set a school single-game record by completing 22 passes against Mater Dei in the 2008 CIF playoffs and also set single-season records for completions (192), touchdown passes (33) and passing yards (2,754) as a senior.

Picazo is a former National Football Foundation Scholar-Athlete Award recipient.

His bachelor's degree is in management, science and engineering and he earned his master's degree in psychology.

Picazo's wife, Kaitlyn, was a 3-time national champion water polo player as a Stanford Cardinal.

lettered for two seasons at Redlands and was an All SCIAC performer as both a defensive back and punt returner as a senior in 2015. He began his playing career at Bakersfield College as a wide receiver in 2013.

He received his undergraduate degree in History from Redlands in 2016 and joined four of his teammates as members of the National Football Foundation's Hampshire Honor Society. He received his Master's in Higher Education from Redlands in 2018.

He coached defensive backs at Cornell for three seasons, including 2003, when he helped guide the Big Red to the No. 1 Ivy League ranking in pass efficiency defense.

Prior to coaching at Cornell, Wilcher served four seasons as an assistant coach at the University of Massachusetts, where he helped lead the Minutemen to the 1998 Division I-AA National Championship, as well as another appearance in the national quarterfinals.

In 2007, Wilcher was selected as one of 26 coaches across the country to participate in the NCAA Expert Coaches Academy in Miami, Fla., where he participated in workshops focusing on such topics as communication, academic success, and building a successful football program. He has also interned for several NFL teams during training camp, most recently with the Denver Broncos prior to their winning Super Bowl 50.

A four-year football letter winner at Morehouse College football team, Wilcher earned a bachelor's in Business Administration from the school in 1992.

In May of 2019, he was honored by the City Council of Missouri City, Texas with an Award of Exemplary Action for his role in rescuing a young boy from drowning at a local swimming pool in the summer of 2018.

Wilcher and wife Ayanna are parents to three children. A son, Xavier, a graduate from Delaware State who works for KPMG, and daughters Jalen, who graduated from DSU in May of 2020, and Jehlani, who is a freshman at Prairie View A&M.

Rice Coaching Staff



KALE PICK

**QUALITY CONTROL COORDINATOR/WIDE RECEIVERS
SECOND SEASON**

Kale Pick joined the Owls staff in 2020 as an offensive quality control assistant after four seasons at Fort Scott (KS) Community College, the last three as head coach.

A former quarterback and wide receiver at Kansas from 2009-12, Pick joined the Fort Scott staff in 2016 as the offensive coordinator before becoming the youngest head coach in the country at age 27 the following season. In his four seasons with Greyhounds, pick produced a number of quarterbacks who moved on to the next level including Nathan Roarke (Ohio), Dalton Sneed (Montana) Justin Agner (FAU) Florida Atlantic and Gunner Sea (Indiana State). Over his three seasons as head coach, Pick recruited and developed 63 players who went on to earn Division 1 scholarships. His 2019 team was the first Greyhound team to crack the national top 25 in 10 seasons.

Pick was a scholarship recruit to Kansas as a quarterback in 2008 and saw action in seven games in 2009 after redshirting in his first season. He took over as the starting quarterback in 2010, but was injured in the opener and made

the switch to wide receiver when he returned to action. He became a starter at receiver in his last two seasons, including a start against Rice in Lawrence in 2012. He led the team in receptions as a senior in 2012 and was second on the squad in 2011. Presented the Gale Sayers Award as senior as the most competitive, hardest working and most positive leader on the Jayhawks.

After receiving his degree in Psychology in 2012, Pick began his coaching career at KU as a graduate assistant in 2013. He moved on to Texas A&M as a GA for two years as an offensive assistant under OC Jake Spavital, David Beaty and Aaron Moorehead and was the Aggies interim wide receiver coach for the 2014 Liberty Bowl.

He was named the offensive coordinator at Fort Scott in 2016, helping the Greyhounds improve their offense from last place to lead the conference before taking over as head coach the following season.

Pick and wife Geneva make their home in Houston.



CHRIS RAITANO

**QUALITY CONTROL COORDINATOR/DEFENSIVE LINE
FIRST SEASON**

Chris Raitano returns to the Owls in 2021 in a quality control role with the defensive line. He originally joined the Owls staff March of 2019 and serves as a defensive graduate assistant coach.

Raitano came to Rice after four seasons at Monmouth University in West Long Branch, New Jersey, the last three as the defensive line coach and video coordinator. Raitano's defensive line led the Big South Conference in sacks in 2016 and helped spark the Hawks to the school's first appearance in the NCAA FCS playoffs in 2017.

A 2015 graduate of Monmouth, Raitano began his college coaching career that same year as a defensive quality control coach with the Hawks.



LUCAS REED

**QUALITY CONTROL COORDINATOR/QUARTERBACKS
FOURTH SEASON**

Lucas Reed is in his first season in a quality control role with the Owls' quarterbacks. He joined the Owls staff in 2018 and served as an offensive graduate assistant coach for two seasons after working with the running backs after working as a special teams assistant in his first season.

A 2017 graduate of Ouachita Baptist (double major in Accounting & Finance), Reed was a four-year letterman and three-year team captain as a quarterback. He stepped in as the starter in 2016 after an injury and threw for 857 yards and five touchdowns, highlighted by a win over arch rival Henderson State to close the season.

Rice Coaching Staff



DYLAN BERARDELLI OFFENSIVE GRADUATE ASSISTANT FIRST SEASON

Dylan Berardelli joined the Owls in 2020 as a graduate assistant working with the offense.


Berardelli came to the Owls after two seasons at Kenyon College where he coached the Lords' offensive line in addition to serving as the run game and recruiting coordinator. He coached the running backs and tight ends in his first season at Kenyon in 2018. He came to Kenyon after working as an assistant coach for two seasons at Western New England University.

At Western New England, he served as the Golden Bears' offensive line and tight ends coach. His additional duties included serving as the team's game-day recruiting coordinator and as the junior varsity team's offensive coordinator for part of the 2017 season.

During those two seasons, the Golden Bears posted a combined 19-4 record and won consecutive conference championships to go along with consecutive appearances in the NCAA playoffs. In 2016, the Golden Bears went 11-1 and ranked No. 21 nationally in scoring offense and No. 18 in rushing yards.

Within in his position groups, Berardelli coached a total of six all-conference players, one all-region honoree and a preseason All-American.

Prior to kicking off his coaching career, Berardelli was a four-year starter at left guard while at Hamilton College, where he earned a bachelor's degree in economics. He was voted team captain his senior season and was named to the All-NESAC second team.



COLIN DIAZ DEFENSIVE GRADUATE ASSISTANT FIRST SEASON

Dylan Berardelli joined the Owls in 2020 as a graduate assistant working with the offense.

Berardelli came to the Owls after two seasons at Kenyon College where he coached the Lords' offensive line in addition to serving as the run game and recruiting coordinator. He coached the running backs and tight ends in his first season at Kenyon in 2018. He came to Kenyon after working as an assistant coach for two seasons at Western New England University.

At Western New England, he served as the Golden Bears' offensive line and tight ends coach. His additional duties included serving as the team's game-day recruiting coordinator and as the junior varsity team's offensive coordinator for part of the 2017 season.

During those two seasons, the Golden Bears posted a combined 19-4 record and won consecutive conference championships to go along with consecutive appearances in the NCAA playoffs. In 2016, the Golden Bears went 11-1 and ranked No. 21 nationally in scoring offense and No. 18 in rushing yards.

Within in his position groups, Berardelli coached a total of six all-conference players, one all-region honoree and a preseason All-American.

Prior to kicking off his coaching career, Berardelli was a four-year starter at left guard while at Hamilton College, where he earned a bachelor's degree in economics. He was voted team captain his senior season and was named to the All-NESAC second team.



JIMMY WALSH SPECIAL TEAMS GRADUATE ASSISTANT FIRST SEASON

Jimmy Walsh is in his first season with the Owls as a graduate assistant working with the Rice special teams units.

Walsh joins the Owls from Merrimack College where he coached the running backs and was co-special teams coordinator.

Walsh spent 2018 and 2019 as a graduate assistant Springfield College, where he served as special teams coordinator and also worked with the outside linebackers. In 2019, Walsh's special teams unit was tied for first in the nation with four return touchdowns, led the NEWMAC Conference in punts blocked (3) and kickoff return average (21.9) and tied for second in NEWMAC in net punting (31.5). The also had zero blocked kicks allowed, zero touchdowns allowed, zero turnovers, zero fakes or onside kicks converted against and zero change of possession penalties.

Prior to Springfield, Walsh spent 2017 on the staff as Bates College working with Bates' cornerbacks. In 2016, he spent his first year in coaching at Phillips Academy Andover where he worked with the team's defensive backs and wide receivers.

Walsh graduated from Bates in 2016 and earned his master's degree from Springfield in 2020.

Rice Coaching Staff



ALEX BROWN DIRECTOR OF FOOTBALL RECRUITING THIRD SEASON

Alex Brown joined the Owls in the spring of 2019 as their Director of Football Recruiting. He also serves as the Owls' NFL liaison.

Brown joined Mike Bloomgren's staff after spending the four years recruiting for the University of Houston, most recently as Recruiting Coordinator after three seasons as Assistant Director of Player Personnel and Pro Liaison and one season as a football recruiting assistant.

Prior to his time in Houston, Brown was the head central scout for Optimum Scouting for four years, where he scouted the Big 12, SEC, Southland

Conference, Missouri Valley Conference, MIAA, Lone Star Conference and all D3/NAIA schools in the state of Texas. Brown graded NFL Draft prospects via film study, play charting, statistical analysis, and live evaluations (regular season, bowl games and all-star games).

Brown also has stints with NFL Network (NFL Draft research assistant), USA Football (national team writer), Bleacher Report (NFL Draft Featured Columnist) and Grace Prep Academy (Assistant Football Coach).



HANS STRAUB STRENGTH & CONDITIONING COACH FOURTH SEASON

Hans Straub is in his fourth year as the head strength & conditioning coach for Rice Athletics.

Straub joined the Owls from Stanford where he served the past two years and the Director of Olympic Sports Performance, with specific oversight for baseball, women's swimming and women's gymnastics.

He joined the Cardinal program in 2015 after directing the Strength & Conditioning programs for Saint Leo University (2014-15) and the University of South Florida (2011-13).

Prior to joining the USF athletic department, Straub served as the top assistant Sports Performance coach for football at Stanford and was heavily involved in the day-to-day operations of the Sports Performance program.

Preceding his work at Stanford, Straub spent five years on the Strength & Conditioning staff at the University of Washington, as well as four years of service at the University of San Diego. During his time at Washington, he worked closely with the softball, baseball and women's volleyball programs. While at the University of San Diego, he worked with a variety of the 16 Torero programs, including baseball, softball, men's soccer, men's and women's tennis, men's golf, swimming and diving and men's and women's rowing.

Straub is a 2002 graduate of Towson (Md.) University, where he earned his Bachelors of Science degree in Kinesiology. He is a certified strength and conditioning specialist from the National Strength and Conditioning Association and in 2015, he finished his Master's Degree in exercise science from the University of Texas at El Paso.



CHRIS TERRY ASSISTANT STRENGTH & CONDITIONING COACH SECOND SEASON

Chris Terry is in his second year at Rice as an Assistant Strength and Conditioning Coach for Football and Women's Swimming after arriving in February of 2020. Terry was formerly a full-time assistant for Texas Football, under Yancy McKnight, during the 2019 season, and Director of Athletic Performance for Midlothian-Heritage High School from 2015-2018.

During his time at Texas, the Longhorns finished the season 8-5 and Alamo Bowl Champions over #10 ranked Utah. Under his guidance at Heritage, the 2016 Jaguar football team saw an unprecedented 11-2 finish in just their first year of varsity football and followed that with 12-1 season the following year, posting an unbeaten regular season and advancing to a second straight Regional Championship game.

Terry played four years of football for the Texas Longhorns (2011-2014) under head coaches, Mack Brown and Charlie Strong. In addition, he interned as a Strength and Conditioning coach for Olympic Sports, under Master Strength Coaches, Donnie Maib, and Sandy Abney (2014-2015). Terry also gained valuable experience training under Master strength coaches, Jeff Madden, Bennie Wylie, and Pat Moorner, while playing football for the Texas Longhorns.

Terry graduated from the University of Texas at Austin, in December of 2014, with a B.S. in Kinesiology with a focus in Sport Management and a specialization in Strength and Conditioning. He was also named to the 2014 Academic All Big XII football second team, a 4-time Big XII Commissioner's Honor recipient, and a 4-time Texas Athletic Director's Honor Roll recipient.

A former walk-on, Terry earned a starting spot on special teams at the beginning of the 2012-2013 seasons where he played on kick-off, kick return, field goal/extra point, and punt/punt return.

Terry is currently pursuing his Master's in Clinical and Mental Health in Counseling (LPC) through Liberty Universities Online graduate program.

Rice Coaching Staff



ZACH WARANCH

ASSISTANT STRENGTH & CONDITIONING COACH
THIRD SEASON

Zach Waranch enters his 3rd season as an assistant strength & conditioning coach for Rice Football after arriving in May of 2019.

Prior to joining the Owls, Waranch served as an Assistant Athletic Performance Coach at the University of Missouri where he assisted with the football and baseball programs. He joined the Tiger staff after three years at Quincy University where he served as the Running Backs/Assistant Strength and Conditioning Coach for two years before moving to Wide Receivers in addition to

being named the Hawks Head Strength & Conditioning Coordinator.

He received his bachelor's degree in Physical Education and Strength & Conditioning from Central Methodist University in Fayette, Missouri where he was a three-year letterman with the football program. He also earned his Master's in Educational Leadership in 2016 from Quincy University.

Waranch is a Certified Strength & Conditioning Specialist (CSCS) through the National Strength and Conditioning Association.



JERRY PICKLE

ASSISTANT AD/FOOTBALL OPERATIONS
15TH SEASON

Jerry Pickle joined the Rice staff in June of 2008 as the Assistant AD for Football Operations.

He came to Rice after 24 years at Baylor, including the last 13 as the director of football operations. He joined the Baylor program full-time in 1986 as recruiting coordinator and administrative assistant to Hall of Fame coach Grant Teaff.

In his current role, Pickle handles administrative responsibilities for the Rice football program. His broad range of responsibilities include team travel, game day operations, coaches and player tickets, recruiting operations, budget, compliance, camps/clinics, officials for spring and fall practices and training table in addition to serving as the program liaison with Rice Housing & Dining. Pickle also manages contracts with XOs, ARMS, STRIVR, JustPlay and serves as the coordinator for any bowl or international games.

Pickle began his coaching career at the high school level and then coached five years in the college ranks in Mississippi and Missouri before going to Baylor.

He has both bachelor's (1976) and master's (1980) degrees in health, physical education and recreation from Delta State in Cleveland, Miss., where he lettered in football and track.

Pickle is married to the former Julie Turner and they have two sons, Matthew and Jonathan.



ROGER HAYHURST

VIDEO COORDINATOR
FOURTH SEASON

Roger Hayhurst is entering his fourth year as Video Coordinator for Rice Football after spending the previous five seasons as an assistant at Mississippi State University

In his role with the Owls, Hayhurst supervises the staff filming of every practice and game and provides edited practice and opponent footage to the coaching staff. He also manages internal post-production and assists with recruiting media production.

Prior to his tenure at Mississippi State, Hayhurst was the Director of Video Operations for Fairmont State University where he created and developed the video program for five sports. He was named the CSVA Division II National Video Coordinator of the Year in 2012.

A native of Fairmont, West Virginia, Hayhurst attended North Marion High School and served eight years in the United States Air Force. He is a graduate of Fairmont State University.

Roger and his wife Michelle have four sons, Maxwell, Jack, Oliver, & Sam.

Rice Coaching Staff



**RYAN
HAWORTH**
ASSISTANT VIDEO COORD.
SIXTH SEASON

Ryan Haworth enters his sixth season on the Rice staff as the Assistant Video Coordinator/Production Specialist.

He came to Rice after one season at Oregon State University where he worked for the Video/Ideation Department. Haworth edited and produced video content for the entire athletic department.

He joined the Beavers from Simpson College where spent two seasons with the Storm as a Volunteer Video Assistant. Haworth oversaw a student staff and produced highlights.

A 2012 graduate of Simpson College, Haworth started as a student video assistant for football and also competing for the wrestling team. He graduated from Indianola High School in Indianola, IA.

He is single and lives in Houston.



**BRAD
KIMBLE**
ASSOC. ATHLETIC HEAD FOOTBALL ATHLETIC TRAINER
FIFTH SEASON

Brad Kimble, MEd, LAT, ATC, CES, PES, is in his fifth year as Head Football Athletic Trainer at Rice University. He is responsible for overseeing the football program and all aspects of the sports medicine operations in the Brian Patterson Sports Performance Center.

Kimble came to Rice after serving as an assistant athletic trainer at Syracuse University for the last six years working primarily as the lead assistant for the Orange football program. While at Syracuse, the Orange played in two bowl games and won the 2012 Big East Championship. In addition to his time with football, he also coordinated the care of the women's field hockey and men's soccer programs during the 2016 - 2017 school year. His duties also included the implementation of Functional Movement Screening in multiple sports and coordinating corrective exercise programming.

Prior to his time at Syracuse, Kimble served as the associate athletic trainer at Baldwin Wallace University in Berea, Ohio from 2006 - 2011. At Baldwin Wallace, Kimble served as the head athletic trainer for the football, men's basketball and tennis programs and worked as a clinical instructor in the athletic training education program. Kimble has an extensive background in sports medicine, including stints as a training camp intern with the Cleveland Browns and New York Jets. In addition to his experience in the NFL, he completed internships in minor league hockey in the American Hockey League with the Cleveland Barons and in minor league baseball with the Mahoning Valley Scrappers, a short-

season affiliate of the Cleveland Indians.

A native of Columbiana, Ohio, Kimble earned his bachelor's degree in athletic training and fitness management from Baldwin Wallace in 2003. After graduation, Kimble served as a graduate assistant athletic trainer at the Cleveland Clinic working as an outreach athletic trainer at Mentor High School and John Carroll University while also completing his master's degree in exercise science at Cleveland State University in 2006.

Kimble is a certified member of the National Athletic Trainers Association (NATA) and the College Athletic Trainers Society. In addition to holding certification in athletic training, Kimble is also a certified National Academy of Sports Medicine (NASM) Corrective Exercise Specialist (CES) and Performance Enhancement Specialist (PES). He also holds certification in Functional Movement Screening (FMS) and Sound-Assisted Soft Tissue Mobilization (SASTM). His special interests include injury prevention strategies, exercise recovery and performance therapy and rehabilitation.

Brad and wife Faith are the parents of a daughter, Harper Jean.

Rice Coaching Staff



CHUCK POOL

**ASSISTANT AD/ATHLETIC COMMUNICATIONS
16TH SEASON**

A veteran of over 30 years on the Houston sports scene, Chuck Pool heads into his 16th year at the head of the Owls' publicity efforts.

He assumed his duties on August 23, 2006 when he became the third person to hold the Sports Information Director title at Rice, following Bill Whitmore (1950-84) and Bill Cousins (1984-2006). Pool guides athletic communications and publicity efforts for the Owls while serving as the primary contact for football as well as men's and women's tennis.

Pool and his staff have been honored twice in the last five years by the Football Writers' Association of America as one of their Super 11 Sports Information staffs (2014 & 2017).

In his time at Rice, he has coordinated the Owls initial efforts to move their media information away from printed materials as well as developing a broader overall reach through sport-specific Facebook and Twitter initiatives with a heavy emphasis on video.

In 2011, he wrote and co-produced a five-part documentary on the 100th season of Rice Football. In 2010, he assumed administrative responsibility of the Owls' video productions and oversaw the creative aspects of Owls Insider, a half-hour show on Fox Sports Houston. That same year he was responsible for the expansion of OwlVision's baseball webcast production as well as the first-ever webcast of the C-USA outdoor track and field championship.

In 2006, his publicity efforts enabled a previously unknown sophomore wide receiver, Jarett Dillard, to become one of three finalists for the Biletnikoff Award finalist. In 2008 Dillard became Rice's first Football Writers All American in 50 years.

He served as Media Coordinator for the 2010 and 2015 NCAA Men's South Basketball Regionals at in Houston. He was Local Media Coordinator for the 2011& 2016 Men's Final Four in Houston.

Pool, 62, joined the Owls after spending the previous four years running his own public relations company, Laysan Communications, which specialized in proactive sports-related public and media relations. His primary clients in-

cluded the Rotary Lombardi Award, which honors the top linemen in college football, and the Roger Clemens Award, which was presented to the top pitcher in college baseball. Laysan also provided media services to the Houston Super Bowl Host Committee, the Harris County-Houston Sports Authority and USA Football.

He first came to Houston in 1985 when he joined the Houston Astros as the assistant director of public relations. He remained with the Astros through the spring of 1992 when he was selected to create the media relations department of the expansion Florida Marlins. He returned to the Astros in 1998 before entering private business in 1999.

Pool is a 1980 graduate of the University of Nebraska where he played freshman football (1977). He joined the Huskers' SID department as a student assistant and was named Publications Coordinator/Sports Information Assistant upon graduation.

During his time at Nebraska, he was part of publicity efforts that garnered a Heisman Trophy, three Outland, two Rotary Lombardi Award winners and 10 consensus All-America selections in football. He also headed up publicity efforts for the Huskers' gymnastics and swimming programs, and served as media coordinator for three NCAA men's gymnastics and one NCAA women's swimming and diving championship.

He is a member of the FWA and the College Sports Information Directors of America (CoSIDA). He is a past president of Pearland Little League and has served on the Advisory Council of the Rotary Lombardi Award.

Pool and wife Laura reside in Pearland. They have four children, Kevin, Cameron, Kelli, Courtney and two grandsons, Kaleb and Kolby.

2020 Rice Statistics

2020 Rice Football Team Statistics

TEAM STATISTICS	Rice	OPP
SCORING	117	94
Points Per Game	23.4	18.8
FIRST DOWNS	108	82
Rushing	45	38
Passing	52	41
Penalty	11	3
RUSHING YARDAGE	604	704
Yards Gained Rushing	763	783
Yards Lost Rushing	159	79
Rushing Attempts	216	171
Average Per Rush	2.8	4.1
Average Per Game	120.8	140.8
TDs Rushing	1	5
PASSING YARDAGE	1054	1004
Comp-Att-Int	82-133-2	77-129-6
Average Per Pass	7.9	7.8
Average Per Catch	12.9	13.0
Average Per Game	210.8	200.8
TDs Passing	11	5
TOTAL OFFENSE	1658	1708
Total Plays	349	300
Average Per Play	4.8	5.7
Average Per Game	331.6	341.6
KICKOFF RETURNS-YARDS	13-261	17-266
Average Return	20.1	15.6
PUNT RETURNS-YARDS	8-67	7-37
Average Return	8.4	5.3
INT RETURNS-YARDS	6-77	2-21
Average Return	12.8	10.5
FUMBLES-LOST	10-6	4-3
PENALTIES-YARDS	17-119	35-315
Average Per Game	23.8	63.0
PUNTS-YARDS	21-898	24-1039
Average Per Punt	42.8	43.3
Net Punt Average	40.0	37.2
TIME OF POSSESSION/GAME	36:00	24:00
1st Quarter	10:00	5:00
2nd Quarter	8:34	6:26
3rd Quarter	7:55	7:04
4th Quarter	9:30	5:30
3rd DOWN CONVERSIONS	29/76	27/66
3rd-Down Percentage	.382	.409
4th DOWN CONVERSIONS	6/11	0/6
4th-Down Percentage	.545	.000
SACKS BY-Yards	7-446	17-120
MISC YARDS	0	0
TOUCHDOWNS SCORED	13	11
FIELD GOALS-ATTEMPTS	9-12	6-8
ON-SIDE KICKS	0-0	0-0
RED ZONE SCORES	11-17	8-11
Red Zone Percentage	.647	.727
RED ZONE TOUCHDOWNS	8-17	4-11
Red Zone TD Percentage	.471	.364
PAT-ATTEMPTS	10-11	10-10
PAT Percentage	.909	1.000
ATTENDANCE	2,000	16,405
Games/Average	2/1,000	3/5,468

2020 Rice Football results

Date	Opponent	W/L	Score	Record	C-USA	Attendance
Oct. 24, 2020	* MIDDLE TENNESSEE	Lot	34-40	0-1	0-1	
Oct. 31, 2020	* at Southern Miss	W	30-6	1-1	1-1	
Nov. 21, 2020	* at North Texas	L	17-27	1-2	1-2	5,976
Dec. 5, 2020	* at #15 Marshall	W	20-0	2-2	2-2	10,429
Dec. 12, 2020	* UAB	L	16-21	2-3	2-3	2,000

* Denotes Conference USA Game

RUSHING	GP	ATT	GAIN	LOSS	NET	AVG	TD	LONG	AVG/G
Khalan Griffin	5	72	267	18	249	3.5	0	20	49.8
Juma Otoviano	2	45	195	0	195	4.3	0	20	97.5
Ari Broussard	5	25	89	2	87	3.5	0	16	17.4
JoVoni Johnson	4	26	102	19	83	3.2	0	25	20.8
Jake Bailey	5	2	17	1	16	8.0	0	17	3.2
Jordan Myers	5	9	12	2	10	1.4	4	3	2.0
Andrew Mason	5	1	1	0	1	1.0	0	1	0.2
Wiley Green	1	4	10	19	-9	-2.2	0	6	-9.0
Mike Collins	3	30	70	95	-25	-0.83	0	14	-8.3
RICE TOTALS	5	216	763	159	604	2.8	1	25	120.8
Opponents	5	171	783	79	704	4.1	5	66	140.8

PASSING	GP	EFFIC	COMP-ATT-INT	PCT	YDS	TD	LG	AVG/G
Mike Collins	3	176.01	53-86-1	61.6	802	10	72	267.3
JoVoni Johnson	4	132.97	27-37-0	73.0	225	1	26	56.2
Wiley Green	1	22.68	2-10-1	20.0	27	0	16	27.0
RICE TOTALS	5	152.51	82-133-2	61.7	1054	11	72	210.8
Opponents	5	128.56	77-129-6	59.7	1004	5	63	200.8

RECEIVING	GP	NO	YDS	AVG	TD	LG	AVG/G
Jordan Myers	5	24	209	8.7	1	26	41.8
Jake Bailey	5	23	276	12.0	2	35	55.2
Austin Trammell	3	16	335	20.9	6	72	111.7
Andrew Mason	5	6	74	12.3	0	33	14.8
Robert French	4	4	23	5.8	0	11	5.8
Jack Bradley	5	3	71	23.7	1	27	14.2
Khalan Griffin	5	3	45	15.0	0	41	9.0
Ari Broussard	5	1	10	10.0	0	10	2.0
Juma Otoviano	2	1	8	8.0	0	8	4.0
August Pitre III	1	1	3	3.0	1	3	3.0
RICE TOTALS	12	180	1992	11.1	13	55	166.0
Opponents	12	224	2903	13.0	18	90	241.9

PUNT RETURNS	NO	YDS	AVG	TD	LG
Austin Trammell	5	27	5.4	0	23
Jake Bailey	2	40	20.0	0	24
Jordan Myers	1	0	0.0	0	0
RICE TOTALS	8	67	8.4	0	24
Opponents	7	37	5.3	0	16

2020 Rice Statistics

SCORING	TD	FG	POINT AFTER TRIES				DXP	SAF	PTS
			KICK	RUSH	RCV	PASS			
Austin Trammell	6	-	-	-	1	-	-	38	
Collin Riccitelli	-	9-12	10-11	-	-	-	-	37	
Jordan Myers	2	-	-	-	-	-	-	12	
Jake Bailey	2	-	-	-	-	-	-	12	
Jack Bradley	1	-	-	-	-	-	-	6	
Naeem Smith	1	-	-	-	-	-	-	6	
August Pitre III	1	-	-	-	-	-	-	6	
Mike Collins	-	-	-	-	1-2	-	-	-	
RICE TOTALS	13	9-12	10-11	-	1	1-2	-	117	
Opponents	11	6-8	10-10	-	-	-	-	94	

FIELD GOALS	FG	PCT	1-19	20-29	30-39	40-49	50+	LG	BL
Collin Riccitelli	9-12	75.0	0-0	1-2	3-3	5-7	0-0	45	1

ALL-PURPOSE LEADERS	G	RUSH	RCV	PR	KR	IR	TOT	AVG/G
Jake Bailey	5	16	276	40	145	0	477	95.4
Austin Trammell	3	0	335	27	82	0	444	148.0
Khalan Griffin	5	249	45	0	0	0	294	58.8
Jordan Myers	5	10	209	0	29	0	248	49.6
Juma Otoviano	2	195	8	0	0	0	203	101.5
Ari Broussard	5	87	10	0	0	0	97	19.4
JoVoni Johnson	4	83	0	0	0	0	83	20.8
Andrew Mason	5	1	74	0	0	0	75	15.0
Jack Bradley	5	0	71	0	0	0	71	14.2
Naeem Smith	2	0	0	0	0	36	36	18.0
Robert French	4	0	23	0	0	0	23	5.8
Treshawn Chamberlain	4	0	0	0	0	21	21	5.2
Blaze Alldredge	5	0	0	0	0	14	14	2.8
Andrew Bird	3	0	0	0	0	6	6	2.0
Jaegar Bull	5	0	0	0	5	0	5	1.0
August Pitre III	1	0	3	0	0	0	3	3.0
Wiley Green	1	-9	0	0	0	0	-9	-9.0
Mike Collins	3	-25	0	0	0	0	-25	-8.3
RICE TOTALS	5	604	1054	67	261	77	2063	412.6
Opponents	5	704	1004	37	266	21	2032	406.4

KICK RETURNS	NO	YDS	AVG	TD	LG
Jake Bailey	7	145	20.7	0	39
Austin Trammell	3	82	27.3	0	33
Jordan Myers	2	29	14.5	0	23
Jaegar Bull	1	5	5.0	0	5
RICE TOTALS	13	261	20.1	0	39
Opponents	17	266	15.6	0	27

INTERCEPTION RETURNS	NO	YDS	AVG	TD	LG
Blaze Alldredge	1	14	14.0	0	14
Josh Percy	1	0	0.0	0	0
Treshawn Chamberlain	1	21	21.0	0	21
Naeem Smith	1	36	36.0	1	36
Miles McCord	1	0	0.0	0	0
Andrew Bird	1	6	6.0	0	6
RICE TOTALS	6	77	12.8	1	36
Opponents	2	21	10.5	0	21

FUMBLE RETURNS	NO	YDS	AVG	TD	LG
Tre'shon Devones	1	17	17.0	0	17
RICE TOTALS	1	17	17.0	0	17
Opponents	1	32	32.0	1	32

PUNTING	NO	YDS	AVG	LG	TB	FC	I20	50+	BLK
Charlie Mendes	21	898	42.8	59	1	5	9	5	0
RICE TOTALS	21	898	42.8	59	1	5	9	5	0
Opponents	24	1039	43.3	61	4	7	7	7	0

TOTAL OFFENSE LEADERS	G	PLAYS	RUSH	PASS	TOT	AVG/G
Mike Collins	3	116	-25	802	777	259.0
JoVoni Johnson	4	63	83	225	308	77.0
Khalan Griffin	5	72	249	0	249	49.8
Juma Otoviano	2	45	195	0	195	97.5
Ari Broussard	5	25	87	0	87	17.4
Wiley Green	1	14	-9	27	18	18.0
Jake Bailey	5	2	16	0	16	3.2
Jordan Myers	5	9	10	0	10	2.0
Andrew Mason	5	1	1	0	1	0.2
RICE TOTALS	5	349	604	1054	1658	331.6
Opponents	5	300	704	1004	1708	341.6

Rice Offensive Starters

GAME	LT	LG	C	RG	RT	WR	WR	TE/WR	FB	RB	QB
O 24 Middle Tennessee	Servin	C. Garcia	Klarkowski	Baker	Woolford	Trammell	Bailey	Bradley	Johnson III	Otoviano	Collins
O 31 at Southern Miss	Servin	C. Garcia	Klarkowski	Baker	Woolford	Trammell	Bailey	Bradley	Bull (TE)	Otoviano	Collins
N 21 at North Texas	Servin	C. Garcia	Klarkowski	Baker	Woolford	Trammell	Bailey	Bradley	Myers	Griffin	Collins
D 5 at Marshall	Servin	Floyd	Klarkowski	Baker	Woolford	Mason	Bailey	Bradley	Bull (TE)	Griffin	Johnson
D 12 UAB	Servin	Floyd	Klarkowski	Baker	Woolford	Mason	Myers (TE)	Bradley	Johnson III	Griffin	Johnson

Rice Defensive Starters

GAME	DE	DT	NT	DE	LB	LB	LB/CB	CB	CB	SS	FS
O 24 Middle Tennessee	Enechukwu	E. Garcia	Carroll	Orji	Allredge	Montero	Devones	McCord	Fresch	Lockhart	Calderon
O 31 at Southern Miss	Enechukwu	E. Garcia	Carroll	Orji	Allredge	Montero	Anigbogu	McCord	Devones	Taylor	Calderon
N 21 at North Texas	Schuman	E. Garcia	Carroll	Pearcy	Allredge	Montero	Chamberlain	Devones	McCord	Lockhart	Calderon
D 5 at Marshall	Schuman	E. Garcia	Carroll	Orji	Allredge	Grammer	Chamberlain	McCord	Bird	Lockhart	Calderon
D 12 UAB	Schuman	E. Garcia	Carroll	Orji	Allredge	Grammer	Chamberlain	McCord	Bird	Lockhart	Smith

2020 Rice Statistics

Defensive Statistics

NO	DEFENDER	GP	TACKLES			TFL/YDS	SACKS NO/YDS	PASS DEFENSE		FUMBLES		BLKD	
			UA	A	TOT			INT/YDS	BrUP	Rcv/YDS	FF	KICKS	SAF
6	Blaze Alldredge	5	21	26	47	3.0/13	1.0/10	1/14	2	-	-	-	-
92	Elijah Garcia	5	10	18	28	-	-	-	1	-	-	-	-
9	Kirk Lockhart	4	16	12	28	1.5/2	-	-	-	-	-	-	-
17	Treshawn Chamberlain	4	12	15	27	1.0/3	0.5/2	1/21	-	-	-	-	-
1	Antonio Montero	4	8	16	24	1.5/8	-	-	-	-	-	-	-
55	De'Braylon Carroll	5	3	18	21	3.0/15	1.5/13	-	-	-	-	-	-
7	Trey Schuman	5	12	8	20	4.5/9	1.0/3	-	-	-	-	-	-
12	Josh Percy	5	6	10	16	3.0/15	1.0/11	1/0	-	-	-	-	-
10	Kenneth Orji	4	6	10	16	1.5/5	1.0/5	-	1	1/0	-	-	-
46	Garrett Grammer	5	7	8	15	1.0/2	1.0/2	-	-	-	-	-	-
24	Miles McCord	5	7	7	14	1.0/3	-	1/0	2	-	-	-	-
91	Ikenna Enechukwu	5	4	6	10	-	-	-	-	-	-	-	-
4	Prudy Calderon	5	4	6	10	-	-	-	2	-	-	-	-
19	Tre'shon Devones	3	6	3	9	-	-	-	1	1/17	-	-	-
5	Chike Anigbogu	5	4	4	8	-	-	-	-	-	1	-	-
15	Andrew Bird	3	3	4	7	0.5/1	-	1/6	3	-	-	-	-
26	Gabe Taylor	5	4	1	5	-	-	-	-	-	-	-	-
3	Naeem Smith	2	-	4	4	-	-	1/36	-	-	-	-	-
31	Matthew Sams	5	1	2	3	-	-	-	-	1/0	-	-	-
30	Ari Broussard	5	1	1	2	-	-	-	-	-	-	-	-
8	Kebreyun Page	3	1	1	2	-	-	-	-	-	-	-	-
29	Sean Fresch	1	1	1	2	-	-	-	-	-	-	-	-
23	Isaiah Richardson	5	2	-	2	-	-	-	-	-	-	-	-
34	Campbell Riddle	5	1	1	2	-	-	-	-	-	-	-	-
2	JaVante Hubbard	2	-	2	2	0.5/0	-	-	-	-	-	-	-
11	Jake Bailey	5	-	2	2	-	-	-	-	-	-	-	-
33	Myron Morrison	4	1	-	1	-	-	-	-	-	-	-	-
0	Adrian Bickham	3	1	-	1	-	-	-	-	-	-	-	-
17	Kobie Campbell	5	1	-	1	-	-	-	-	-	-	-	-
37	Jacob Grams	3	-	1	1	-	-	-	-	-	-	-	-
34	Terreance Ellis	2	1	-	1	-	-	-	-	-	-	-	-
18	Robert French	4	1	-	1	-	-	-	-	-	-	-	-
7	Jordan Myers	5	-	1	1	-	-	-	-	-	-	-	-
2	Chris Boudreaux	1	-	-	-	-	-	-	1	-	-	-	-
	RICE TOTALS	5	145	188	333	22/76	7/46	6/77	13	3/17	1	-	-
	Opponents	5	177	240	417	38/154	17/120	2/21	14	6/32	6	1	-

2020 Rice Statistics

Offensive Game-by-Game Statistics

Passing

Mike Collins	Comp	Att	Int	Pct	Yards	TD	LG	Sacked	Effic.
O 24 Middle Tennessee	18	35	1	51.4	242	4	48	2-14	141.51
O 31 at Southern Miss	12	17	0	70.6	233	4	72	1-10	263.36
N 21 at North Texas	23	34	0	67.6	327	2	41	7-58	167.85
Totals	53	86	1	61.6	802	10	72	10-82	176.01

JoVoni Johnson	Comp	Att	Int	Pct	Yards	TD	LG	Sacked	Effic.
D 5 at Marshall	10	14	0	71.4	86	0	14	2-9	123.09
D 12 UAB	17	23	0	73.9	139	1	26	3-10	139.03
Totals	27	37	0	73.0	225	1	26	5-19	132.97

Wiley Green	Comp	Att	Int	Pct	Yards	TD	LG	Sacked	Effic.
D 12 UAB	2	10	1	20.0	27	0	16	2-19	22.68
Totals	2	10	1	20.0	27	0	16	2-19	22.68

Rushing

Game	Griffin	Otoviano	Broussard	Johnson	Bailey	Myers	Mason	Green	Collins
O 24 Middle Tennessee	9-46/0	20-84/0	-	5-37/0	-	2-4/0	-	DNP	9-12/0
O 31 at Southern Miss	12-41/0	25-111/0	-	2-8/2	1-17/0	2-3/0	-	DNP	7-1/0
N 21 at North Texas	20-72/0	DNP	1-16/0	DNP	1-(-1)/0	-	-	DNP	14-(-38)/0
D 5 at Marshall	17-56/0	DNP	19-62/0	7-7/0	-	2-3/1	-	DNP	DNP
D 12 UAB	14-34/0	DNP	5-9/0	12-31/0	-	3-0/0	1-1/0	4-(-9)/0	DNP
Totals	72-249/0	9-46/0	25-87/0	26-83/0	2-16/0	9-10/1	1-1/0	4-(-9)/0	30-(-25)/0

Receiving

Game	Trammell	Bailey	Myers	Mason	Bradley	Griffin	French	Broussard	Otoviano	Pitre III
O 24 Middle Tennessee	3-76/2	2-21/0	6-65/0	-	2-49/1	-	2-20/0	-	1-8/0	1-3/1
O 31 at Southern Miss	7-143/3	3-46/1	-	2-44/0	-	-	DNP	-	-	DNP
N 21 at North Texas	6-116/1	4-80/1	8-73/0	2-10/0	-	2-45/0	1-3/0	-	DNP	DNP
D 5 at Marshall	DNP	7-57/0	1-9/0	2-20/0	-	-	-	-	DNP	DNP
D 12 UAB	DNP	7-72/0	9-62/1	-	1-22/0	1-0/0	-	1-10/0	DNP	DNP
Totals	16-335/6	23-276/2	24-209/1	6-74/0	3-71/1	3-45/0	4-23/0	1-10/0	1-8/0	1-3/1

2020 Rice Statistics

Defensive Game-by-Game Statistics

Tackles

DEFENDER	UA-A	TOT	MT	USM	UNT	MAR	UAB
Blaze Alldredge	21-26	47	7-6	3-5	5-6	3-7	3-2
Elijah Garcia	10-18	28	2-5	1-5	4-2	0-4	3-2
Kirk Lockhart	16-12	28	7-5	DNP	0-1	2-5	7-1
Treshawn Chamberlain	12-15	27	4-5	DNP	3-0	1-7	4-3
Antonio Montero	8-16	24	2-5	3-7	2-4	DNP	1-0
De'Braylon Carroll	3-18	21	0-3	0-5	0-4	1-4	2-2
Trey Schuman	12-8	20	4-0	0-1	2-1	2-5	4-1
Josh Percy	6-10	16	-	1-2	4-3	1-5	-
Kenneth Orji	6-10	16	0-4	0-3	DNP	3-1	3-2
Garrett Grammer	7-8	15	2-1	0-1	0-1	2-5	3-0
Miles McCord	7-7	14	1-3	2-1	2-1	2-2	-
Ikenna Enechukwu	4-6	10	1-3	1-2	2-0	0-1	-
Prudy Calderon	4-6	10	1-2	1-1	1-2	1-1	-
Tre'shon Devones	6-3	9	3-2	2-1	1-0	DNP	DNP
Chike Anigbogu	4-4	8	0-1	2-2	2-1	-	-
Andrew Bird	3-4	7	DNP	DNP	-	1-4	2-0
Gabe Taylor	4-1	5	-	3-1	1-0	-	-
Naeem Smith	0-4	4	DNP	DNP	DNP	0-3	0-1
Matthew Sams	1-2	3	-	-	1-0	0-2	-
Ari Bruossard	1-1	2	0-1	-	-	1-0	-
Kebreyun Page	1-41	2	1-1	DNP	-	-	DNP
Sean Fresch	1-1	2	1-1	DNP	DNP	DNP	DNP
Isaiah Richardson	2-0	2	1-0	-	1-0	-	-
Campbell Riddle	1-1	2	-	0-1	-	1-0	-
JaVante Hubbard	0-2	2	-	0-2	DNP	DNP	DNP
Jake Bailey	0-2	2	0-2	-	-	-	-
Myron Morrison	1-0	1	-	1-0	-	-	DNP
Adrian Bickham	1-0	1	-	-	1-0	DNP	DNP
Kobie Campbell	1-0	1	-	-	-	-	1-0
Jacob Grams	0-1	1	-	0-1	-	DNP	DNP
Terreance Ellis	1-0	1	DNP	DNP	1-0	DNP	-
Robert French	1-0	1	1-0	DNP	-	-	-
Jordan Myers	0-1	1	-	0-1	-	-	-

Quarterback Sacks

DEFENDER	UA-A	TOT	MT	USM	UNT	MAR	UAB
DeBraylon Carroll	1-1	1.5	-	-	-	1.5-13	-
Josh Percy	1-0	1.0	-	1.0-11	-	-	-
Trey Schuman	1-0	1.0	1.0-3	-	-	-	-
Blaze Alldredge	1-0	1.0	1.0-10	-	-	-	-
Kenneth Orji	1-0	1.0	-	-	DNP	1.0-5	-
Garrett Grammer	1-0	1.0	1.0-2	-	-	-	-
Treshawn Chamberlain	0-1	0.5	-	DNP	-	0.5-2	-

2020 Rice Statistics

Rice Game Summaries

GAME	SCORE	FIRST DOWNS				RUSHING			PASSING			PLY-S-YDS	FUMB NO-LOST	PENALTIES NO-YDS	POSS TIME	
		RUSH	PASS	PEN	TOT	ATT	YDS	TD	C-A-I	YDS	TD					
O 24	Middle Tennessee	40	9	12	1	22	39	118	2	24-33-0	333	2	72-451	1-1	9-79	27:03
	at Rice	34	12	12	2	26	45	183	0	18-35-1	242	4	80-425	2-2	5-30	32:57
O 31	Rice	30	11	11	0	22	50	179	0	12-17-0	233	4	67-412	2-1	1-5	36:52
	at Southern Miss	6	5	6	0	11	28	100	0	17-23-1	169	0	51-269	2-2	4-25	23:08
N 21	Rice	17	7	15	1	23	36	49	0	23-34-0	327	2	70-376	4-2	2-25	36:25
	at North Texas	27	11	6	0	17	42	269	2	9-20-0	120	1	62-389	0-0	5-42	23:35
D 5	Rice	20	10	3	4	17	46	127	1	10-14-0	86	0	60-213	2-1	5-35	36:26
	at Marshall	0	7	11	1	19	28	80	0	18-35-5	165	0	63-245	1-0	8-80	23:34
D 12	UAB	21	6	6	1	13	34	137	1	9-18-0	217	2	52-354	0-0	9-89	22:42
	at Rice	16	5	11	4	20	39	66	0	19-33-1	166	1	72-232	0-0	4-24	37:18
RICE TOTALS		117	45	52	11	108	216	604	1	82-133-2	1054	11	349-1658	10-6	17-119	36:00
Opponents		94	38	41	3	82	171	704	5	77-129-6	1004	5	300-1708	4-3	35-315	24:00

Red Zone Opportunities

Rice Inside Red-Zone

GAME	SCORE	Times In RZ	Times Scored	TOT PTS	Rush TDs	Rush TDs	Pass TDs	FGs MADE	Failed to score inside RZ							
									FGA	Down	Int	Fumb	Half	Game		
O 24	Middle Tennessee	L	34-40	5	4	24	3	0	3	1	1	0	0	0	0	0
O 31	at Southern Miss	W	30-6	5	3	17	2	0	2	1	0	1	0	0	1	0
N 21	at North Texas	L	17-27	3	2	14	2	0	2	0	0	1	0	0	0	0
D 5	at Marshall	W	20-0	3	1	7	1	1	0	0	1	0	0	1	0	0
D 12	UAB	L	16-21	1	1	3	0	0	0	1	0	0	0	0	0	0
RICE TOTALS				17	11	65	8	1	7	3	2	2	0	1	1	0
				11 of 17 (.647)												

Opponents Inside Red-Zone

GAME	SCORE	Times In RZ	Times Scored	TOT PTS	Rush TDs	Rush TDs	Pass TDs	FGs MADE	Failed to score inside RZ							
									FGA	Down	Int	Fumb	Half	Game		
O 24	Middle Tennessee	L	34-40	3	3	16	2	2	0	1	0	0	0	0	0	0
O 31	at Southern Miss	W	30-6	2	1	3	0	0	0	1	0	1	0	0	0	0
N 21	at North Texas	L	17-27	3	3	13	1	1	0	2	0	0	0	0	0	0
D 5	at Marshall	W	20-0	2	0	0	0	0	0	0	0	2	0	0	0	0
D 12	UAB	L	16-21	1	1	7	1	1	0	0	0	0	0	0	0	0
Opponents				11	8	39	4	4	0	4	0	3	0	0	0	0
				8 of 11 (.727)												

2020 Rice Statistics

Scoring Drives

Middle Tennessee 40, Rice 34

Q	Time	Scoring Play	P	YDS	TOP	Score
1	11:11	Riccitelli 34-yd field goal	8	63	3:49	Rice 3-0
1	4:29	Riccitelli 45-yd field goal	9	29	3:56	Rice 6-0
2	1:33	Pitre III 3-yd pass from Collilns	18	80	9:07	Rice 13-7
3	5:34	Trammell 8-yd pass from Collins	5	65	2:21	MT 28-19
4	11:34	Bradley 22-yd pass from Collins	6	83	3:26	MT 31-26
4	0:34	Trammell 20-yd pass from Collins	10	83	1:50	Rice 34-31

Rice 30, Southern Miss 6

Q	Time	Scoring Play	P	YDS	TOP	Score
1	2:03	Riccitelli 21-yd field goal	14	80	7:17	Rice 3-0
2	14:09	Trammell 72-yd pass from Collins	2	75	0:51	Rice 10-0
2	13:58	Bailey 25-yd pass from Collins	1	25	0:11	Rice 16-0
2	2:04	Trammell 13-yd pass from Collins	3	17	1:34	Rice 23-0
4	6:47	Trammell 14-yd pass from Collins	16	88	9:00	Rice 30-6

North Texas 27, Rice 17

Q	Time	Scoring Play	P	YDS	TOP	Score
1	11:11	Riccitelli 45-yd field goal	8	48	3:49	Rice 3-0
1	4:26	Trammell 14-yd pass from Collins	7	97	4:01	Rice 10-0
4	0:08	Bailey 17-yd pass from Collins	6	80	1:18	UNT 27-17

Rice 20, Marshall 0

Q	Time	Scoring Play	P	YDS	TOP	Score
1	1:06	Myers 1-yd run	10	47	6:48	Rice 7-0
2	5:49	Riccitelli 39-yd field goal	10	66	5:21	Rice 10-0
3	9:24	Riccitelli 40-yd field goal	4	5	2:21	Rice 13-0
3	7:50	Smith 36-yd interception return	-	-	-	Rice 20-0

UAB 21, Rice 16

Q	Time	Scoring Play	P	YDS	TOP	Score
1	0:49	Riccitelli 40-yd field goal	20	62	12:12	Rice 3-0
2	10:09	Riccitelli 36-yd field goal	8	35	4:35	Rice 6-0
2	0:38	Myers 26-yd pass from Johnson	5	83	0:41	Rice 13-7
4	11:14	Riccitelli 40-yd field goal	8	30	3:41	UAB 21-16

Opponent Scoring Drives

Middle Tennessee 40, Rice 34

Q	Time	Scoring Play	P	YDS	TOP	Score
2	10:40	Ali 25-yd pass from O'Hara	7	68	2:22	MT 7-6
2	0:30	Windham 21-yd pass from O'Hara	6	66	1:03	MT 14-13
3	11:52	O'Hara 2-yd run	7	62	3:08	MT 21-13
3	7:55	Butler 32-yd fumble recovery	-	-	-	MT 28-13
3	0:00	Holt 20-yd field goal	5	15	1:52	MT 31-19
4	0:00	Holt 48-yd field goal	5	35	0:34	TIED 34-34
2OT	0:00	O'Hara 14-yd run	4	25	0:00	MT 40-34

Rice 30, Southern Miss 6

Q	Time	Scoring Play	P	YDS	TOP	Score
2	8:05	Bourgeois 45-yd field goal	13	47	5:53	Rice 16-3
2	0:00	Bourgeois 26-yd field goal	4	32	0:26	Rice 23-6

North Texas 27, Rice 17

Q	Time	Scoring Play	P	YDS	TOP	Score
2	6:56	Bean 66-yd run	4	89	1:17	Rice 10-7
2	1:09	Darden 25-yd pass from Bean	6	38	2:00	UNT 14-10
3	9:56	Mooney 27-yd field goal	13	55	5:04	UNT 17-10
4	13:03	Mooney 30-yd field goal	9	67	2:40	UNT 20-10
4	7:27	Torrey 1-yd run	6	39	2:43	UNT 27-17

Rice 20, Marshall 0

Q	Time	Scoring Play	P	YDS	TOP	Score
None						

UAB 21, Rice 16

Q	Time	Scoring Play	P	YDS	TOP	Score
2	6:55	Stanley 7-yd run	6	75	3:14	UAB 7-6
3	12:46	Mitchell 63-yd pass from Johnston III	1	63	0:10	UAB 14-13
3	10:16	Rudolph 42-yd pass from Johnston III	5	71	1:44	UAB 21-13

2020 Rice Statistics

20-YARD PLUS PLAYS

Yds	Type	Players	Opponent
* 72	Pass	Austin Trammell from Mike Collins	Southern Miss
48	Pass	Austin Trammell from Mike Collins	Middle Tennessee
41	Pass	Khalan Griffin from Mike Collins	North Texas
39	KR	Jake Bailey	Middle Tennessee
38	Pass	Austin Trammell from Mike Collins	North Texas
* 36	INT	Naeem Smith	Marshall
35	Pass	Jake Bailey from Mike Collins	North Texas
33	KR	Austin Trammell	Middle Tennessee
33	Pass	Andrew Mason from Mike Collins	Southern Miss
29	Pass	Austin Trammell from Mike Collins	North Texas
27	Pass	Jack Bradley from Mike Collins	Middle Tennessee
* 26	Pass	Jordan Myers from JoVoni Johnson	UAB
25	KR	Jake Bailey	North Texas
25	KR	Austin Trammell	North Texas
25	Rush	JoVoni Johnson	Middle Tennessee
* 25	Pass	Jake Bailey from Mike Collins	Southern Miss
24	KR	Jake Bailey	North Texas
24	PR	Jake Bailey	North Texas
24	KR	Austin Trammell	Southern Miss
23	KR	Jordan Myers	UAB
23	PR	Austin Trammell	North Texas
* 22	Pass	Jack Bradley from Mike Collins	Middle Tennessee
22	Pass	Jack Bradley from JoVoni Johnson	UAB
21	INT	Treshawn Chamberlain	Marshall
20	Rush	Khalan Griffin	Middle Tennessee
20	Pass	Jake Bailey from JoVoni Johnson	UAB
* 20	Pass	Austin Trammell from Mike Collins	Middle Tennessee
20	KR	Jake Bailey	North Texas
20	Rush	Juma Otoviano	Southern Miss

* touchdown scored on play

LONG PLAYS BY THE NUMBERS

Long Plays by Yards	No.	TD
100+	0	0
90-99	0	0
80-89	0	0
70-79	1	1
60-69	0	0
50-59	0	0
40-49	2	0
30-39	6	1
20-29	20	4

20+ Yard Plays by Type	No.	TD
Rushing	3	0
Passing	14	5
Punt returns	2	0
Kick returns	8	0
Interceptions	2	1
Fumble returns	0	0
Other	0	0
TOTAL	29	6

20+ Yard Plays by Player

Player	No.	TD	R	P	KR	PR	IR	FR
Austin Trammell	9	2	0	5	3	1	0	0
Jake Bailey	8	1	0	3	4	1	0	0
Jack Bradley	3	1	0	3	0	0	0	0
Jordan Myers	2	1	0	1	1	0	0	0
Khalan Griffin	2	0	1	1	0	0	0	0
Naeem Smith	1	1	0	0	0	0	1	0
Andrew Mason	1	0	0	1	0	0	0	0
JoVoni Johnson	1	0	1	0	0	0	0	0
Treshawn Chamberlain	1	0	0	0	0	0	1	0
Juma Otoviano	1	0	1	0	0	0	0	0
TOTAL	29	6	3	14	8	2	2	0

LONGEST PLAYS OF THE YEAR

Rushing

25 JoVoni Johnson vs. Middle Tennessee (10/24/2020)

Rushing Touchdown

1 Jordan Myers at Marshall (12/5/2020)

Passing

72 Austin Trammell from Mike Collins at Southern Miss (10/31/2020)

Passing Touchdown

72 Austin Trammell from Mike Collins at Southern Miss (10/31/2020)

Punt Return

24 Jake Bailey at North Texas (11/21/2020)

Kick Return

39 Jake Bailey vs. Middle Tennessee (10/24/2020)

Interception Return

36 Naeem Smith at Marshall (12/5/2020)

Fumble Return

17 Tre'shon Devones at Southern Miss (10/31/2020)

Field Goal Return

None

Punt

59 Charlie Mendes vs. UAB (12/12/2020)

Field Goal

45 Collin Riccitelli vs Middle Tennessee (10/24/2020)

45 Collin Riccitelli at North Texas (11/21/2020)

Game-By-Game Review

Game 1

Middle Tennessee Blue Raiders 40 Rice Owls 34

Oct. 24, 2020 ♦ Rice Stadium ♦ Houston, Texas

The Lead: Asher O'Hara darted around the left end for a 14-yard touchdown to give Middle Tennessee a 40-34 win in double overtime over Rice in the Owls season opener on Saturday. The Owls had rallied from a 28-13 deficit midway through the third quarter to take a 34-31 lead with 34 seconds left only to see their hopes of extending their winning streak snapped at three games by the Blue Raiders who improved to 2-5 on the season.

The Details: After waiting nearly two months to join in the 2020 football season, the Owls jumped out to a 6-0 lead in the first quarter thanks to a pair of field goals by grad transfer Collin Riccitelli. MTSU bracketed a Mike Collins touchdown pass to August Pitre III with a pair of touchdowns of their own to take a 14-13 lead into the locker room. They doubled their point total to extend the lead to 28-13 on a 21-yard pass from O'Hara to CJ Windham and a return of a Collins fumble for a score. Collins, who threw for four touchdowns and 242 yards, hit senior Austin Trammell for the first of his two touchdowns near the end of the quarter to cut the margin to 28-19 after a try for two points was stopped. The Owls defense stiffened after MTSU pounced on a muffed punt at the Owls 17 to force a field goal, setting the stage for a wild final quarter. Collins marched Rice 83 yards in only six plays, cutting the margin to 31-26 with a 22-yard scoring pass to Jack Bradley. After forcing a pair of MTSU punts, the Owls found themselves again at their own 17 with just 2:24 left on the clock. Eight plays had gained just 15 yards and burned away most of the game clock and the Owls were faced with a fourth and 24. Trammell broke free down the middle and Collins found him for a 48-yard gain. After a penalty moved it to the Blue Raiders 20, Collins and Trammell again connected, this time for the score to give the Owls their first lead since it was 13-7. The pair connected one more time for a two-point conversion to increase the lead to 34-31. However, MTSU tied it up with a field goal as time ran out to force the 13th overtime game in Rice history. After a missed field goal by the Blue Raiders, Riccitelli lofted a 45-yard field goal attempt that struck both uprights as well as the cross bar twice before bouncing back into play.

Scoring Summary

	1	2	3	4	OT	2OT	F
Middle Tennessee Blue Raiders	0	14	17	3	0	6	40
Rice Owls	6	7	6	15	0	0	34

SCORING SUMMARY

1st	11:11	Rice	Riccitelli 34-yd field goal
	4:29	Rice	Riccitelli 45-yd field goal
2nd	10:40	MT	Ali 25-yd pass from O'Hara (Holt kick)
	1:33	Rice	Pitre III 3-yd pass from Collins (Riccitelli kick)
	0:30	MT	Windham 21-yd pass from O'Hara (Holt kick)
3rd	11:52	MT	O'Hara 2-yd run (Holt kick)
	7:55	MT	Butler 32-yd fumble recovery (Holt kick)
	5:34	Rice	Trammell 8-yd pass from Collins (Collins pass failed)
	0:00	MT	Holt 20-yd field goal
4th	11:34	Rice	Bradley 22-yd pass from Collins (Riccitelli kick)
	0:34	Rice	Trammell 20-yd pass from Collins (Trammell pass from Collins)
	0:00	MT	Holt 48-yd field goal
2OT	0:00	MT	O'Hara 14-yd run

Team Statistics

	MT	RICE
FIRST DOWNS	22	26
Rushing	9	12
Passing	12	12
Penalty	1	2
Rushing Attempts	39	45
Yds Gained Rushing	144	201
Yds Lost Rushing	26	18
NET YDS RUSHING	118	183
NET YDS PASSING	333	242
Comp-Att-Int	24-33-0	18-35-1
TOTAL PLAYS-YDS	72-451	80-425
Fumbles-Lost	1-1	2-2
Penalties-Yards	9-79	5-30
Punts-Avg	5-42.0	3-45.3
Punt Ret-Yds-TD	2-8-0	2-0-0
KO Ret-Yds-TD	5-100-0	5-109-0
INT Ret-Yds-TD	1-21-0	0-0-0
Possession Time	27:03	32:57
Third Down Conv	6 of 14	7 of 17
Fourth Down Conv	0 of 0	1 of 2
Red Zone Scores-Att	3-3	4-5
Sacks-Yds	2-14	3-15
Field Goals	2-4	2-4

Individual Statistics

Middle Tennessee

RUSHING: Asher O'Hara 22-69-2; Chaton Mobley 9-22; Jayy McDonald 5-16; DJ England-Chisolm 1-7; Frank Peasant 2-4.

PASSING: Asher O'Hara 24-33-0-333-2.

RECEIVING: CJ Windham 7-109-1; Jarrin Pierce 6-62; Yusuf Ali 5-98-1; Brad Anderson 2-30; Jaylin Lane 2-20; Jamichael Thompson 1-9; DJ England-Chisolm 1-5.

INTERCEPTIONS: Gregory Grate 1-21.

FUMBLES: Jayy McDonald 1-1

SACKS: Richard Kinley 1.0-9; Cody Smith 1.0-5.

TACKLES (UA-A): Gregory Grate 8-6; Reed Blankenship 4-10; Johnathan Butler 1-9; Jordan Ferguson 2-7; DQ Thomas 1-7; Cody Smith 3-4; Richard Kinley 1-4; Decorian Patterson 2-2; Rakavian Poydras 0-4; Quindarius Dunnigan 0-3; Jordan Branch 0-3; Raheme Fuller 2-0; Juju Williams 2-0; Jalen Jackson 1-1; Brett Shepherd 1-1; Jordan Starling 0-2; Marvae Myers-Glover 1-0; Ty Nix 0-1; James Shellman 0-1; Wayne Parks 0-1; Zaylin Wood 0-1; Scott Payne 0-1; Darius McClendon 0-1; Jalen Davis 0-1.

Rice

RUSHING: Juma Otoviano 20-84; Khalan Griffin 9-46; JoVoni Johnson 5-37; Mike Collins 9-30; Jordan Myers 2-4.

PASSING: Mike Collins 18-35-1-242-4.

RECEIVING: Jordan Myers 6-65; Austin Trammell 3-76-2; Robert French 3-20; Jack Bradley 2-49-1; Jake Bailey 2-21; Juma Otoviano 1-8; August Pitre III 1-3-1.

INTERCEPTIONS: None.

FUMBLES: Mike Collins 1-1; Austin Trammell 1-1.

SACKS: Blaze Alldredge 1.0-10; Trey Schuman 1.0-3; Garrett Grammer 1.0-2.

TACKLES (UA-A): Blaze Alldredge 7-6; Kirk Lockhart 7-5; Treshawn Chamberlain 4-5; Antonio Montero 2-5; Elijah Garcia 2-5; Tre'shon Devones 3-2; Trey Schuman 4-0; Ikenna Enechuwku 1-3; Miles McCord 1-3; Kenneth Orji 0-4; Garrett Grammer 2-1; Prudy Calderon 1-2; De'Braylon Carroll 0-3; Kebreyun Page 1-1; Sean Fresch 1-1; Jake Bailey 0-2; Robert French 1-0; Isaiah Richardson 1-0; Ari Broussard 0-1; Chike Anigbogu 0-1

Game-By-Game Review

Game 2

Rice Owls **30**
Southern Miss Golden Eagles **6**
 Oct. 31, 2020 ♦ M.M. Roberts Stadium ♦ Hattiesburg, Miss.

The Lead: Rice took advantage of early turnovers, and Mike Collins and Austin Trammell connected on three touchdowns as Rice defeated Southern Miss, 30-6.

The Details: On Southern Miss' second possession, Miles McCord recorded his first career interception. The Owls then drove to the USM three-yard line before stalling, where Collin Riccitelli connected on a 21-yard field goal to give Rice a 3-0 lead after one quarter. Two plays into the second quarter, Mike Collins connected on a short out route with Austin Trammell, who turned it into a 72-yard touchdown. On the ensuing kickoff, Rice pooch kicked it and Southern Miss let it drop, allowing Rice to recover. On the next play, Collins hit Jake Bailey from 25 yards for his first career touchdown, giving Rice a 16-0 lead. The Golden Eagles got on the board on their next drive, going 47 yards for a 45-yard field goal. Following a Rice punt, Chike Anigbogu forced the Owls second fumble and third turnover of the half before Collins again connected with Trammell, this time for a 13-yard touchdown. Southern Miss connected on a 26-yard field goal to close the half as Rice went into halftime with a 23-6 lead. After the teams were held scoreless in the third quarter, the Owls put the game away for good when Collins and Trammell teamed up for a third time, this time for 14 yards.

Scoring Summary

	1	2	3	4	F
Rice Owls	3	20	0	7	30
Southern Miss Golden Eagles	0	6	0	0	6

SCORING SUMMARY

1st	2:03	Rice	Riccitelli 21-yd field goal
2nd	14:09	Rice	Trammell 72-yd pass from Collins (Riccitelli kick)
	13:58	Rice	Bailey 25-yd pass from Collins (Riccitelli kick failed)
	8:05	USM	Bourgeois 45-yd field goal
	2:04	Rice	Trammell 13-yd pass from Collins (Riccitelli kick)
	0:00	USM	Bourgeois 26-yd field goal
4th	6:47	Rice	Trammell 14-yd pass from Collins (Riccitelli kick)

Team Statistics

	RICE	USM
FIRST DOWNS	22	11
Rushing	11	5
Passing	11	6
Penalty	0	0
Rushing Attempts	50	28
Yds Gained Rushing	196	123
Yds Lost Rushing	17	23
NET YDS RUSHING	179	100
NET YDS PASSING	233	169
Comp-Att-Int	12-17-0	17-23-1
TOTAL PLAYS-YDS	67-412	51-269
Fumbles-Lost	2-1	2-2
Penalties-Yards	1-5	4-25
Punts-Avg	3-40.3	4-44.0
Punt Ret-Yds-TD	2-4-0	1-13-0
KO Ret-Yds-TD	2-29-0	3-26-0
INT Ret-Yds-TD	1-0-0	0-0-0
Possession Time	36:52	23:08
Third Down Conv	9 of 15	5 of 12
Fourth Down Conv	1 of 2	0 of 2
Red Zone Scores-Att	3-5	1-2
Sacks-Yds	1-11	1-10
Field Goals	1-1	2-2

Individual Statistics

Rice

RUSHING: Juma Otoviano 25-111; Khalan Griffin 12-41; Jake Bailey 1-17; JoVoni Johnson 2-8; Jordan Myers 2-3; Mike Collins 7-1; Team 1-(-2).

PASSING: Mike Collins 12-17-0-233-4.

RECEIVING: Austin Trammell 7-143-3; Jake Bailey 3-46-1; Andrew Mason 2-44.

INTERCEPTIONS: Miles McCord 1-0.

FUMBLES: Mike Collins 1-0; Jordan Myers 1-1.

SACKS: Josh Percy 1.0-11.

TACKLES (UA-A): Antonio Montero 3-7; Blaze Alldredge 3-5; Elijah Garcia 1-5; De'Braylon Carroll 0-5; Gabe Taylor 3-1; Chike Anigbogu 2-2; Tre'shon Devones 2-1; Miles McCord 2-1; Josh Percy 1-2; Ikenna Enechukwu 1-2; Kenneth Orji 0-3; Prudy Calderon 1-1; JaVante Hubbard 0-2; Myron Morrison 1-0; Trey Schuman 0-1; Campbell Riddle 0-1; Jordan Myers 0-1; Garrett Grammer 0-1; Jacob Grams 0-1.

Southern Miss

RUSHING: Frank Gore 11-71; Jack Abraham 3-18; Kevin Perkins 4-10; Darius Maberry 3-8; Antavious Willis 1-3; Dee Baker 1-(-1); Trey Lowe 5-(-9).

PASSING: Jack Abraham 12-17-1-112-0; Trey Lowe 5-6-0-57-0.

RECEIVING: Jason Brownlee 5-35; Antoine Robinson 3-41; Tim Jones 3-33; Cole Cavallo 2-27; Demarcus Jones 1-9; Grayson Gunter 1-8; Frank Gore 1-8; Brandon Hayes 1-8.

INTERCEPTIONS: None.

FUMBLES: Antoine Robinson 1-1; Jack Abraham 1-1.

SACKS: Santrell Latham 1.0-10.

TACKLES (UA-A): Santrell Latham 6-7; Hayes Maples 2-9; Malik Shorts 2-7; Natrone Brooks 3-4; Eric Scott Jr. 3-3; Ky'el Hemby 4-1; Tahj Sykes 2-3; Terence Cherry 1-4; Eriq Kitchen 0-5; Tyler Barnes 2-2; Michael Pleas 1-3; Tyrek Moody 0-4; Josh Ratcliff 0-3; Devin Thomas 1-1; Camron Harrell 1-1; Averie Habas 0-2; Frank Gore 1-0; Josh Perry 0-1; Andrew Cole 0-1; Dominic Qewon 0-1.

Game-By-Game Review

Game 3

Rice Owls

North Texas Mean Green

Nov. 21, 2020 ♦ Apogee Stadium ♦ Denton, Texas

17

27

Scoring Summary

	1	2	3	4	F
Rice Owls	10	0	0	7	17
North Texas Mean Green	0	14	3	10	27

SCORING SUMMARY

1st	11:11	Rice	Riccitelli 45-yd field goal
	4:26	Rice	Trammell 14-yd pass from Collins (Riccitelli kick)
2nd	6:56	UNT	Bean 66-yd run (Mooney kick)
	1:09	UNT	Darden 25-yd pass from Bean (Mooney kick)
3rd	9:56	UNT	Mooney 27-yd field goal
4th	13:03	UNT	Mooney 30-yd field goal
	7:27	UNT	Torrey 1-yd run (Mooney kick)
	0:08	Rice	Bailey 17-yd pass from Collins (Riccitelli kick)

The Lede: North Texas took advantage of Rice miscues and the Owls couldn't find their footing, as the Mean Green came back from an early 10-0 deficit to score 27 straight points on its way to a 27-17 win.

The Details: Rice began the game strong as Collin Riccitelli tied a career-long with a 45-yard field goal on its opening drive. After forcing a North Texas punt, the Owls went 97 yards in seven plays, its longest drive since 2012, as Mike Collins hit Austin Trammell for a 25-yard touchdown to give Rice a 10-0 lead after the first quarter. Rice started the second quarter by getting to the North Texas 28-yard line. But on third down, Khalan Griffin fumbled and the Mean Green recovered. Rice then forced its second straight three-and-out. Rice drove down to the UNT 11-yard line, but on fourth-and-two, Collins couldn't connect with Jake Bailey in the end zone, turning the ball over on downs.

North Texas wasted no time getting on the board, needing just four plays to go 89 yards. The teams then traded three-and-outs. However, Trammell muffed the punt and UNT recovered at the Rice 38. Six plays later, North Texas scored on a 25-yard pass to grab a 14-10 lead heading into halftime.

Rice couldn't get anything going in the third quarter, gaining just 48 yards as North Texas extended its lead to 17-10. The Mean Green eventually took its largest lead of the game, 27-10, before Collins connected with Bailey on a 17-yard touchdown pass just before the end of regulation to close out the scoring.

Team Statistics

	RICE	UNT
FIRST DOWNS	23	17
Rushing	7	11
Passing	15	6
Penalty	1	0
Rushing Attempts	36	42
Yds Gained Rushing	119	273
Yds Lost Rushing	70	4
NET YDS RUSHING	49	269
NET YDS PASSING	327	120
Comp-Att-Int	23-34-0	9-20-0
TOTAL PLAYS-YDS	70-376	62-389
Fumbles-Lost	4-2	0-0
Penalties-Yards	2-25	5-42
Punts-Avg	4-44.8	6-43.8
Punt Ret-Yds-TD	3-47-0	2-17-0
KO Ret-Yds-TD	5-100-0	2-30-0
INT Ret-Yds-TD	0-0-0	0-0-0
Possession Time	36:25	23:35
Third Down Conv	3 of 12	7 of 15
Fourth Down Conv	0 of 2	0 of 0
Red Zone Scores-Att	2-3	3-3
Sacks-Yds	0-0	7-58
Field Goals	1-1	2-2

Individual Statistics

Rice

RUSHING: Khalan Griffin 20-72; Ari Broussard 1-16; Jake Bailey 1-(-1); Mike Collins 14-(-38).

PASSING: Mike Collins 23-34-0-327-2.

RECEIVING: Jordan Myers 8-73; Austin Trammell 6-116-1; Jake Bailey 4-80-1; Khalan Griffin 2-45; Andrew Mason 2-10; Robert French 1-3.

INTERCEPTIONS: None.

FUMBLES: Khalan Griffin 2-1; Austin Trammell 1-1; Mike Collins 1-0.

SACKS: None.

TACKLES (UA-A): Blaze Alldredge 5-6; Josh Pearcy 4-3; Elijah Garcia 4-2; Antonio Montero 2-4; De'Braylon Carroll 0-4; Treshawn Chamberlain 3-0; Miles McCord 2-1; Chike Anigbogu 2-1; Trey Schuman 2-1; Prudy Calderon 1-2; Ikenna Enechukwu 2-0; Matthew Sams 1-0; Tre'shon Devones 1-0; Gabe Taylor 1-0; Terreance Ellis 1-0; Adrian Bickham 1-0; Isaiah Richardson 1-0; Garrett Grammer 0-1; Kirk Lockhart 0-1.

North Texas

RUSHING: DeAndre Torrey 19-102-1; Jason Bean 5-94-1; Oscar Adaway 14-72; Nic Smith 2-3; Austin Aune 1-0; Team 1-(-2).

PASSING: Jason Bean 9-20-0-120-1.

RECEIVING: Jaelon Darden 4-50-1; Austin Ogunmakin 3-60; DeAndre Torrey 2-10.

INTERCEPTIONS: None.

FUMBLES: None.

SACKS: Grayson Murphy 2.0-16; Gabriel Murphy 1.5-12; Larry Nixon III 1.0-11; KD Davis 1.0-7; Dion Novil 1.0-6; Davontae McCrae 0.5-6.

TACKLES (UA-A): Dion Novil 7-1; Kevin Wood 5-2; Makyle Sanders 3-4; Gabriel Murphy 4-2; KD Davis 3-3; Grayson Murphy 3-3; Quinn Whitlock 5-0; Cam Johnson 3-2; Larry Nixon III 2-2; Alex Morris 2-0; Jordan Brown 2-0; Davontae McCrae 1-1; Deion Hair-Griffin 1-1; Caleb Colvin 1-1; John Davis 1-1; Will Kuehne 1-0; Keelan Crosby 1-0; Nic Smith 0-1.

Game-By-Game Review

Game 4

Rice Owls **20**
Marshall Thundering Herd **0**
 Dec. 5, 2020 ♦ Joan C. Edwards Stadium ♦ Huntington, W.V.

Scoring Summary

	1	2	3	4	F
Rice Owls	7	3	10	0	20
Marshall Thundering Herd	0	0	0	0	0

SCORING SUMMARY

1st	1:06	Rice	Jordan Myers 1-yd run (Riccitelli kick)
2nd	5:49	Rice	Riccitelli 39-yd field goal
3rd	9:24	Rice	Riccitelli 40-yd field goal
	7:50	Rice	Smith 36-yd interception return (Riccitelli kick)

The Lede: Rice's defense intercepted five Grant Wells passes and held Marshall's high-scoring offense to just 245 yards of offense as the Owls earned its first victory over a ranked opponent since 1997, shutting out the 15th-ranked Thundering Herd, 20-0.

The Story: After the teams traded possessions to start the game, Treshawn Chamberlain picked up Rice's first interception of the game, returning it across midfield. Rice then went 47 yards in 10 plays, capped off by Jordan Myers' one-yard touchdown run to get on the board. Rice forced a punt, and the Owls again used a 10-play drive, this time for 66 yards, resulting in a Collin Riccitelli 39-yard field goal. Six plays later, Josh Percy earned his first career interception and Rice went into the half with a 10-0 lead.

The teams traded punts to start the second half. After Jake Bailey returned the ensuing punt to the Marshall 27, the Thundering Herd defense held Rice to a 40-yard field goal, increasing its lead to 13-0. Three plays later, the Owl defense struck again, as Naeem Smith picked off his third career pass and returned it 36 yards for a touchdown and a 20-0 Rice lead. But the defense wasn't done. On the next two possessions, Rice picked off two more passes, first by Blaze Alldredge (second career) and then Andrew Bird (third career) to finish off three interceptions on three straight possessions. From there, Rice held Marshall to just two more possessions, keeping it off the board for its first shutout since 1995 and its first against a conference opponent since 1973.

Team Statistics

	RICE	MAR
FIRST DOWNS	17	19
Rushing	10	7
Passing	3	11
Penalty	4	1
Rushing Attempts	46	28
Yds Gained Rushing	142	102
Yds Lost Rushing	15	22
NET YDS RUSHING	127	80
NET YDS PASSING	86	165
Comp-Att-Int	10-14-0	18-35-5
TOTAL PLAYS-YDS	60-213	63-245
Fumbles-Lost	2-1	1-0
Penalties-Yards	5-35	8-80
Punts-Avg	4-39.5	2-33.0
Punt Ret-Yds-TD	1-16-0	2-(-1)-0
KO Ret-Yds-TD	0-0-0	5-76-0
INT Ret-Yds-TD	5-77-1	0-0-0
Possession Time	36:26	23:34
Third Down Conv	5 of 13	4 of 12
Fourth Down Conv	1 of 1	0 of 3
Red Zone Scores-Att	1-3	0-2
Sacks-Yds	3-20	2-9
Field Goals	2-3	0-0

Individual Statistics

Rice

RUSHING: Ari Broussard 19-62; Khalan Griffin 17-56; JoVoni Johnson 7-7; Jordan Myers 2-3-1; Team 1-(-1).

PASSING: JoVoni Johnson 10-14-0-86-0.

RECEIVING: Jake Bailey 7-57; Andrew Mason 2-20; Jordan Myers 1-9.

INTERCEPTIONS: Naeem Smith 1-36-1; Treshawn Chamberlain 1-21; Blaze Alldredge 1-14; Andrew Bird 1-6; Josh Percy 1-0.

FUMBLES: Khalan Griffin 1-0; Jake Bailey 1-1.

SACKS: DeBraylon Carroll 1.5-13; Kenneth Orji 1.0-5; Treshawn Chamberlain 0.5-2.

TACKLES (UA-A): Blaze Alldredge 3-7; Treshawn Chamberlain 1-7; Garrett Grammer 2-5; Kirk Lockhart 2-5; Trey Schuman 2-5; Josh Percy 1-5; Andrew Bird 1-4; De'Braylon Carroll 1-4; Kenneth Orji 3-1; Miles McCord 2-2; Elijah Garcia 0-4; Naeem Smith 0-3; Prudy Calderon 1-1; Matthew Sams 0-2; Ari Broussard 1-0; Campbell Riddle 1-0; Ikenna Enechukwu 0-1.

Marshall

RUSHING: Brenden Knox 20-76; Grant Wells 8-4.

PASSING: Grant Wells 18-35-5-165-0.

RECEIVING: Talik Keaton 7-48; Corey Gammage 4-34; Xavier Gaines 3-40; Willie Johnson 2-32; Devin Miller 1-7; Brenden Knox 1-4.

INTERCEPTIONS: None.

FUMBLES: Devin Miller 1-0.

SACKS: Tavante Beckett 1.0-7; Koby Cumberlander 0.5-1; Eli Neal 0.5-1.

TACKLES (UA-A): Eli Neal 4-11; Darius Hodge 3-11; Abraham Beauplan 1-8; Brandon Drayton 1-8; Tavante Beckett 4-4; Jamare Edwards 0-7; Nazeeh Johnson 2-3; Jaylon McClain-Sapp 2-1; Steven Gilmore 2-1; Derrek Pitts 0-3; Koby Cumberlander 0-3; Immanuel Bush 0-3; Micah Abraham 1-1; TJ Johnson 0-2; Rodney Croom 0-2; Brenden Knox 1-0; Devin Miller 1-0; Corey Gammage 1-0; Rasheen Ali 0-1; Esaias Carpenter 0-1.

Game-By-Game Review

Game 5

UAB Blazers
Rice Owls

21
16

Dec. 12, 2020 ♦ Rice Stadium ♦ Houston, Texas

The Lede: The Rice Owls saw their hopes of extending their season turn sour in the first five minutes of the second half as UAB raced to a pair of quick touchdowns and then held the Owls offense in check to take a 21-16 win and earn a berth in the Conference USA Championship game.

The Details: Fresh on the heels of a 20-0 shutout at No. 15 Marshall last weekend, the Owls looked to continue their mastery of Senior Day as well as put themselves in contention for a bowl berth. They looked to be in control early against a Blazer team that had not taken the field since Halloween. After an opening three-and-out by the Owls defense which extended to 14 their streak of games preventing an opponent to score on its first possession, Rice drained nearly the rest of the first quarter clock. The Owls used 20 plays and 12:12 of time to march 62 yards for a 40-yard field goal by Collin Riccitelli. A second three-pointer by Riccitelli early in the second quarter extended the lead to 6-0 before UAB showed its first offensive flash. After gaining just 12 yards on three possessions, Tyler Johnston III kick started the Blazer attack with a 54-yard strike to Trea Shropshire on the first play of their fourth possession. Five plays later, Lucious Stanley scored to give UAB a 7-6 lead. After trading punts, Rice took over with just 1:19 left in the half, but the Owls flipped the script from their opening possession, needing only 41 seconds to move 83 yards to retake the lead. JoVoni Johnson connected with Jordan Myers on a 26-yard score to send the home team to halftime with a 13-7 lead and the ball first to open the second half. But any hope the Owls had of capitalizing on their first half efforts quickly evaporated as UAB took control thanks to a pair of long passes from Johnston. After forcing a three-and-out, UAB needed one play to retake the lead as Johnston hooked up with Myron Mitchell for a 63-yard score and after a second three-play possession for Rice, Johnston combined with Samario Rudolph on a 42-yard score to extend the margin to 21-13 with more than 10 minutes left in the third quarter. From there, the Blazer defense held the Owls in check, allowing only a third field goal by Riccitelli. Backup quarterback Wiley Green, who took over after Johnson was hurt in the fourth quarter, moved the Owls to midfield in less than a minute, but his Hail Mary attempt was intercepted in the end zone. A season that consisted of five games under the constant threat of interruptions due to the COVID-19 pandemic ended with the Owls at 2-3.

Scoring Summary

	1	2	3	4	F
UAB Blazers	0	7	14	0	21
Rice Owls	3	10	0	3	16

SCORING SUMMARY

1st	0:49	Rice	Riccitelli 40-yd field goal
2nd	10:09	Rice	Riccitelli 36-yd field goal
	6:55	UAB	Stanley 7-yd run (Quinn kick)
	0:38	Rice	Myers 26-yd pass from Johnson (Riccitelli kick)
3rd	12:46	UAB	Mitchell 63-yd pass from Johnston III (Quinn kick)
	10:16	UAB	Rudolph 42-yd pass from Johnston III (Quinn kick)
4th	11:14	Rice	Riccitelli 40-yd field goal

Team Statistics

	UAB	RICE
FIRST DOWNS	13	20
Rushing	6	5
Passing	6	11
Penalty	1	4
Rushing Attempts	34	39
Yds Gained Rushing	141	105
Yds Lost Rushing	4	39
NET YDS RUSHING	137	66
NET YDS PASSING	217	166
Comp-Att-Int	9-18-0	19-33-1
TOTAL PLAYS-YDS	52-354	72-232
Fumbles-Lost	0-0	0-0
Penalties-Yards	9-89	4-24
Punts-Avg	7-46.3	7-43.4
Punt Ret-Yds-TD	0-0-0	0-0-0
KO Ret-Yds-TD	2-34-0	1-23-0
INT Ret-Yds-TD	1-0-0	0-0-0
Possession Time	22:42	37:18
Third Down Conv	5 of 13	5 of 19
Fourth Down Conv	0 of 1	3 of 4
Red Zone Scores-Att	1-1	1-1
Sacks-Yds	5-29	0-0
Field Goals	0-0	3-3

Individual Statistics

UAB

RUSHING: Tyler Johnston III 7-41; Larry Wooden 11-33; Jermaine Brown Jr. 9-33; Lucious Stanley 7-30-1

PASSING: Tyler Johnston III 9-18-0-217-2

RECEIVING: Hayden Pittman 2-37; Jermaine Brown Jr. 2-3; Myron Mitchell 1-63-1; Trea Shropshire 1-54; Samario Rudolph 1-42-1; Lucious Stanley 1-20; Larry Wooden 1-(-2).

INTERCEPTIONS: Grayson Cash 1-0.

FUMBLES: None.

SACKS: Jordan Smith 2.5-20; Kristopher Moll 1.0-7; Tyree Turner 1.0-1; Nikia Eason Jr. 0.5-1.

TACKLES (UA-A): Tyler Taylor 5-2; Grayson Cash 5-2; Jordan Smith 5-2; Kristopher Moll 5-2; Damon Miller 5-1; Noah Wilder 4-1; Tyree Turner 4-0; Tony Fair 4-0; Antonio Moultrie 3-1; Nikia Eason Jr. 3-1; TD Marshall 3-0; Monte Turner 1-1; Jalen Rayam 1-0; Kyle Harrell 1-0; Brontae Harris 1-0; Tylan Jones 1-0; Mi'Carlo Stanley 0-1.

Rice

RUSHING: Khalan Griffin 14-34; JoVoni Johnson 12-31; Ari Broussard 5-9; Andrew Mason 1-1; Jordan Myers 3-0; Wiley Green 4-(-9).

PASSING: JoVoni Johnson 17-23-0-139-1; Wiley Green 2-10-1-27-0.

RECEIVING: Jordan Myers 9-62-1; Jake Bailey 7-72; Jack Bradley 1-22; Ari Broussard 1-10; Khalan Griffin 1-0.

INTERCEPTIONS: None.

FUMBLES: None

SACKS: None

TACKLES (UA-A): Kirk Lockhart 7-1; Treshawn Chamberlain 4-3; Trey Schuman 4-1; Kenneth Orji 3-2; Elijah Garcia 3-2; Blaze Alldredge 3-2; De'Braylon Carroll 2-2; Garrett Grammer 3-0; Andrew Bird 2-0; Antonio Montero 1-0; Kobie Campbell 1-0; Naeem Smith 0-1.

2020 Rice Statistics

RICE SUPERLATIVES

INDIVIDUAL

Rushing Attempts: 25, Juma Otoviano at Southern Miss	Oct. 31, 2020
Yards Rushing: 111, Juma Otoviano at Southern Miss	Oct. 31, 2020
TD Rushes: 1, Jordan Myers at Marshall	Dec. 5, 2020
Long Rush: 25, JoVoni Johnson vs. Middle Tennessee	Oct. 24, 2020
Pass Attempts: 35, Mike Collins vs. Middle Tennessee	Oct. 24, 2020
Pass Completions: 23, Mike Collins at North Texas	Nov. 21, 2020
Yards Passing: 327, Mike Collins at North Texas	Nov. 21, 2020
TD Passes: 4, Mike Collins vs. Middle Tennessee	Oct. 24, 2020
4, Mike Collins at Southern Miss	Oct. 31, 2020
Long Pass: 72, Mike Collins at Southern Miss	Oct. 31, 2020
Receptions: 9, Jordan Myers vs. UAB	Dec. 12, 2020
Yards Receiving: 143, Austin Trammell at Southern Miss	Oct. 31, 2020
TD Receptions: 3, Austin Trammell at Southern Miss	Oct. 31, 2020
Long Reception: 72, Austin Trammell at Southern Miss	Oct. 31, 2020
Field Goals: 3, Collin Riccitelli vs. UAB	Dec. 12, 2020
Long Field Goal: 45, Collin Riccitelli vs. Middle Tennessee	Oct. 24, 2020
45, Collin Riccitelli at North Texas	Nov. 21, 2020
Punting Average: 45.3, Charlie Mendes vs. Middle Tennessee	Oct. 24, 2020
Long Punt: 59, Charlie Mendes vs. UAB	Dec. 12, 2020
Long Punt Return: 24, Jake Bailey at North Texas	Nov. 21, 2020
Long Kickoff Return: 39, Jake Bailey vs. Middle Tennessee	Oct. 24, 2020
Tackles: 13, Blaze Alldredge vs. Middle Tennessee	Oct. 24, 2020
Sacks: 1.5, De'Braylon Carroll at Marshall	Dec. 5, 2020
Tackles for Loss: 3.0, Trey Schuman vs. Middle Tennessee	Oct. 24, 2020
Interceptions: 1, Miles McCord at Southern Miss	Oct. 31, 2020
1, Naeem Smith at Marshall	Dec. 5, 2020
1, Blaze Alldredge at Marshall	Dec. 5, 2020
1, Josh Percy at Marshall	Dec. 5, 2020
1, Andrew Bird at Marshall	Dec. 5, 2020
1, Treshawn Chamberlain at Marshall	Dec. 5, 2020

TEAM

Rushing Attempts: 50 at Southern Miss	Oct. 31, 2020
Yards Rushing: 183 vs. Middle Tennessee	Oct. 24, 2020
Yards Per Rush: 4.1 vs. Middle Tennessee	Oct. 24, 2020
TD Rushes: 1 at Marshall	Dec. 5, 2020
Pass Attempts: 35 vs. Middle Tennessee	Oct. 24, 2020
Pass Completions: 23 at North Texas	Nov. 21, 2020
Yards Passing: 327 at North Texas	Nov. 21, 2020
Yards Per Pass: 13.7 at Southern Miss	Oct. 31, 2020
TD Passes: 4 vs. Middle Tennessee	Oct. 24, 2020
4 at Southern Miss	Oct. 31, 2020
Total Plays: 80 vs. Middle Tennessee	Oct. 24, 2020
Total Offense: 425 vs. Middle Tennessee	Oct. 24, 2020
Yards Per Play: 6.1 at Southern Miss	Oct. 31, 2020
Points: 34 vs. Middle Tennessee	Oct. 24, 2020
Sacks By: 3 vs. Middle Tennessee	Oct. 24, 2020
3 at Marshall	Dec. 5, 2020
First Downs: 26 vs. Middle Tennessee	Oct. 24, 2020
Penalties: 5 vs. Middle Tennessee	Oct. 24, 2020
5 at Marshall	Dec. 5, 2020
Penalty Yards: 35 at Marshall	Dec. 5, 2020
Turnovers: 3 vs. Middle Tennessee	Oct. 24, 2020
Interceptions By: 5 at Marshall	Dec. 5, 2020

OPPONENT SUPERLATIVES

INDIVIDUAL

Rushing Attempts: 22, Asher O'Hara vs. Middle Tennessee	Oct. 24, 2020
Yards Rushing: 102, DeAndre Torrey at North Texas	Nov. 21, 2020
TD Rushes: 2, Asher O'Hara vs. Middle Tennessee	Oct. 24, 2020
Long Rush: 66, Jason Bean at North Texas	Nov. 21, 2020
Pass Attempts: 35, Grant Wells at Marshall	Dec. 5, 2020
Pass Completions: 24, Asher O'Hara vs. Middle Tennessee	Oct. 24, 2020
Yards Passing: 333, Asher O'Hara vs. Middle Tennessee	Oct. 24, 2020
TD Passes: 2, Asher O'Hara vs. Middle Tennessee	Oct. 24, 2020
2, Tyler Johnston III vs. UAB	Dec. 12, 2020
Long Pass: 63, Tyler Johnston III vs. UAB	Dec. 12, 2020
Receptions: 7, CJ Windham vs. Middle Tennessee	Oct. 24, 2020
7, Talik Keaton at Marshall	Dec. 5, 2020
Yards Receiving: 109, CJ Windham vs. Middle Tennessee	Oct. 24, 2020
TD Receptions: 1, CJ Windham vs. Middle Tennessee	Oct. 24, 2020
1, Yusuf Ali vs. Middle Tennessee	Oct. 24, 2020
1, Jaelon Darden at North Texas	Nov. 21, 2020
1, Myron Mitchell vs. UAB	Dec. 12, 2020
1, Samario Rudolph vs. UAB	Dec. 12, 2020
Long Reception: 63, Myron Mitchell vs. UAB	Dec. 12, 2020
Field Goals: 2, Crews Holt vs. Middle Tennessee	Oct. 24, 2020
2, Briggs Bourgeois at Southern Miss	Oct. 31, 2020
2, Ethan Mooney at North Texas	Nov. 21, 2020
Long Field Goal: 48, Crews Holt vs. Middle Tennessee	Oct. 24, 2020
Punts: 7, Kyle Greenwell vs. UAB	Dec. 12, 2020
Punting Avg.: 46.3, Kyle Greenwell vs. UAB	Dec. 12, 2020
Long Punt: 61, Kyle Greenwell vs. UAB	Dec. 12, 2020
Long Punt Return: 16, DeAndre Torrey at North Texas	Nov. 21, 2020
Long Kickoff Return: 27, Jaylin Lane vs. Middle Tennessee	Oct. 24, 2020
27, Rasheen Ali at Marshall	Dec. 5, 2020
Tackles: 15, Eli Neal at Marshall	Dec. 5, 2020
Tackles for Loss: 5.0, Dion Novil at North Texas	Nov. 21, 2020
Sacks: 2.5, Jordan Smith vs. UAB	Dec. 12, 2020
Interceptions: 1, Gregory Grate vs. Middle Tennessee	Oct. 24, 2020
1, Grayson Cash vs. UAB	Dec. 12, 2020

TEAM

Rushing Attempts: 42 at North Texas	Nov. 21, 2020
Yards Rushing: 269 at North Texas	Nov. 21, 2020
Yards Per Rush: 6.4 at North Texas	Nov. 21, 2020
TD Rushes: 2 vs. Middle Tennessee	Oct. 24, 2020
2 at North Texas	Nov. 21, 2020
Pass Attempts: 35 at Marshall	Dec. 5, 2020
Pass Completions: 24 vs. Middle Tennessee	Oct. 24, 2020
Yards Passing: 333 vs. Middle Tennessee	Oct. 24, 2020
Yards Per Pass: 12.1 vs. UAB	Dec. 12, 2020
TD Passes: 2 vs. Middle Tennessee	Oct. 24, 2020
2 vs. UAB	Dec. 12, 2020
Total Plays: 72 vs. Middle Tennessee	Oct. 24, 2020
Yards Per Play: 6.8 vs. UAB	Dec. 12, 2020
Points: 40 vs. Middle Tennessee	Oct. 24, 2020
Sacks By: 7 at North Texas	Nov. 21, 2020
First Downs: 22 vs. Middle Tennessee	Oct. 24, 2020
Penalties: 9 vs. Middle Tennessee	Oct. 24, 2020
9 vs. UAB	Dec. 12, 2020
Penalty Yards: 89 vs. UAB	Dec. 12, 2020
Turnovers: 5 at Marshall	Dec. 5, 2020
Interceptions By: 1 vs. Middle Tennessee	Oct. 24, 2020
1 vs. UAB	Dec. 12, 2020

Rice Records

ALL-TIME RECORD

Year	W-L-T	PTS-OPP	Captain(s)	Coach	Season Notes
1912	3-2-0	40-125	R.E. Cummings	Phil Arbuckle	First Rice football season
1913	4-0-0	81-14	George Journey	Phil Arbuckle	Undeclared season
1914	3-2-3	59-113	Oliver Garnett	Phil Arbuckle	Wins over TCU & Baylor
1915	5-3-0	122-143	W.M. Standish	Phil Arbuckle	Four shutouts
1916	6-1-2	350-53	W.E. Brown	Phil Arbuckle	146-3 victory over SMU
1917	7-1-0	228-42	J.W. McFarland	Phil Arbuckle	Defeated Texas, 13-0
1918	1-5-1	13-62	LeRoy Bell	John Anderson	Win over SMU, 13-0; finished third in the SWC
1919	8-1-0	190-60	Shirley Brick	Phil Arbuckle	Coach Arbuckle returns from military duty
1920	4-2-2	105-28	Jim Dain	Phil Arbuckle	7-game winning streak; defense allows just 28 points
1921	4-4-1	144-128	Eddie Dyer	Phil Arbuckle	Three defensive shutouts
1922	4-4-0	74-122	Fred Boettcher	Phil Arbuckle	Wins over Arkansas & Arizona
1923	3-5-0	35-94	Charles Swartz	Phil Arbuckle	7-6 victory over Texas A&M
1924	4-4-0	85-69	Harvey Smith	John W. Heisman	Coach Heisman wins debut against Sam Houston St.
1925	4-4-1	85-79	F.W. Underwood	John W. Heisman	Defeated Arkansas, 13-9; three defensive shutouts
1926	4-4-1	84-81	F.W. Underwood	John W. Heisman	Wash Underwood named All-Southwest Conference
1927	2-6-1	64-160	Merle Comstock	John W. Heisman	Defeated Baylor, 19-12
1928	2-7-0	83-174	Jon Knippel & George Murray	Claude Rothgeb	Coach Rothgeb's team beats Sam Houston in opener
1929	2-7-0	34-203	Bush Jones	Jack Meagher	Meagher is third Rice coach in as many years
1930	8-4-0	134-91	Bill Morgan	Jack Meagher	Most wins (8) since 1919
1931	6-4-0	178-66	Lou Hassell & Pud Hammit	Jack Meagher	Wins against Texas, Arkansas and Baylor
1932	7-3-0	141-77	Tom Driscoll	Jack Meagher	Wins against SMU, Arkansas and Baylor
1933	3-8-0	56-137	Fred Lauterbach	Jack Meagher	Beat Arkansas and played on west coast at Santa Clara
1934	9-1-1	204-44	Percy Arthur	Jimmy Kitts	First SWC title; Bill Wallace earns All-American
1935	8-3-0	201-95	Sam Mays	Jimmy Kitts	17 wins most in a 2-year stretch
1936	5-7-0	127-108	Johnnie Frankie, J.W. Friedman	Jimmy Kitts	Victories against Georgia and Texas
1937	6-3-2	117-94	Charlie Moore	Jimmy Kitts	SWC Champs; beat Colorado at the Cotton Bowl
1938	4-6-0	91-133	Jess Hines	Jimmy Kitts	Fifth straight win over Texas
1939	1-9-1	77-143	Ed Singletary	Jimmy Kitts	Played Fordham in New York City
1940	7-3-0	130-73	Ken Whitlow	Jess Neely	Neely era begins with a six-game improvement
1941	6-3-1	167-121	Buck Sloan	Jess Neely	Defensive records nine interceptions vs. Sam Houston
1942	7-2-1	177-74	Bob Tresch	Jess Neely	
1943	3-7-0	60-183	Charles Malmberg	Jess Neely	Wins over Arkansas, TCU and Texas Tech
1944	5-6-0	143-163	H.J. Nichols	Jess Neely	H.J. Nichols named All-America
1945	5-6-0	130-153	Bob Nemir	Jess Neely	Victories against Texas, Arkansas and Texas A&M
1946	9-2-0	245-62	Weldon Humble, Charles Malmberg	Jess Neely	SWC Co-Champs, Beat Tennessee at the Orange Bowl
1947	6-3-1	202-74	Virgil Eikenberg	Jess Neely	Tied Southern Cal on the road
1948	5-4-1	168-119	Huey Keeny, Ed Parker	Jess Neely	Defense yielded only 88 first downs
1949	10-1-0	273-97	Gerald Weatherly, Froggy Williams	Jess Neely	SWC Champs; Win over North Carolina at Cotton Bowl
1950	6-4-0	168-196	L. Stonestreet, V. Glass, I. Nuemann	Jess Neely	First season in Rice Stadium
1951	5-5-0	149-144	B. Howton, B. Burkhalter, G. Walls	Jess Neely	Bill Howton named All-America
1952	5-5-0	152-175	B. Crockett, D. Rhoden	Jess Neely	Non-conference slate included LSU, UCLA, Wisconsin
1953	9-2-0	295-105	R. Chapman, L. Rucka, J. Hudson	Jess Neely	SWC Co-Champs; Win over Alabama at Cotton Bowl
1954	7-3-0	205-148	Kenny Paul	Jess Neely	Dicky Maegle named All-America
1955	2-7-1	110-179	Marshall Crawford, Eddie Rayburn	Jess Neely	Wins over Alabama and Clemson
1956	4-6-0	160-169	James Briggs, Jerry Harris	Jess Neely	Wins over Texas, Alabama and LSU
1957	7-40	175-121	M. Gorges, K. Hill, L. Whitmire	Jess Neely	SWC Champions; Played Navy at the Cotton Bowl
1958	5-5-0	178-155	B. Dial, G. Jones, R. Chilton	Jess Neely	Defeated Stanford, Texas; Buddy Dial named All-America
1959	1-7-2	86-197	B. Bucek, D. Rather, B. Simmons	Jess Neely	Rufas King earned All-SWC honors; Owls beat A&M
1960	7-4-0	174-72	R. King, B. Lively, M. Webb	Jess Neely	Owls lose to Mississippi at the Sugar Bowl
1961	7-4-0	183-158	R. Alborn, J. Burrell, R. Jackson	Jess Neely	Rice played Kansas in the Bluebonnet Bowl
1962	2-6-2	119-173	Billy Cox, Gene Raesz	Jess Neely	Non-conference foes included LSU, Penn St. & Oregon
1963	6-4-0	145-114	Jerry Kelley, Johnny Nichols	Jess Neely	Defeated LSU, Stanford and Arkansas
1964	4-5-1	117-111	M. Walker, W. McReynolds, B. Hale	Jess Neely	Defeated Texas A&M; Walker named All-America
1965	2-8-0	123-248	G. Walker, J. Vining, D. Ferguson	Jess Neely	Team penalized just 26.4 yards per game
1966	2-8-0	154-211	H. Dearing, C. Latourette, G. Hine	Jess Neely	Neely era ends after 27 seasons
1967	4-6-0	164-175	Jay Collins, Larry Darling	Bo Hagan	Lester Lehman scores 4 TDs against Baylor
1968	0-9-1	151-326	Robby Shelton	Bo Hagan	Tie came against Washington
1969	3-7-0	168-175	S. Bradshaw, L. Davis, S. Reed	Bo Hagan	Wins against Baylor and Texas A&M
1970	5-5-0	168-175	B. Allshouse, R. Roitsch, B. Wheless	Bo Hagan	Malcolm Hughes returns kick 99 yards vs. TCU
1971	3-7-1	146-209	-NA-	Bill Peterson	62,000 watch first Rice/Houston game
1972	5-5-1	196-238	-NA-	Al Conover	Wins against Clemson, Arkansas, Texas A&M, Houston
1973	5-6-0	153-223	-NA-	Al Conover	Bruce Henley sets Rice interception record (15)
1974	2-8-1	117-236	Cullie Culpepper, Cornelius Walker	Al Conover	Defense recovers six fumbles to tie LSU

Rice Records

ALL-TIME RECORD

Year	W-L-T	PTS-OPP	Captain(s)	Coach	Season Notes
1975	2-9-0	176-252	L. Brune, R. Eggemeyer, R. Norton, E. Lofton	Al Conover	1st Bayou Bucket win over Houston (24-7)
1976	3-8-0	236-417	M. Bockeloh, D. Johnson, T. Kramer, J. Rose	Homer Rice	Tommy Kramer named All-America; throws 21 TDs
1977	1-10-0	151-458	-NA-	Homer Rice	Houser catches 55 passes for 795 yards
1978	2-9-0	159-408	-NA-	Ray Alborn	Defense forces 42 fumbles
1979	1-10-0	121-418	B. Broeren, E. Cooper, J. Joyce, D. Rutledge	Ray Alborn	Victory came against Tulane
1980	5-6-0	175-215	K. Kveton, C. France, D. Darr, M. Downs	Ray Alborn	Wins at Texas A&M, LSU and Houston
1981	4-7-0	183-347	R. Hubble, A. Whitfield, H. Fortune, B. Hill, R. Williams	Ray Alborn	Michael Calhoun throws four TD passes three times
1982	0-11-0	138-361	C. Pierson, R. Gray, D. Martin	Ray Alborn	Michale Calhoun, Joel Baxter play in Japan Bowl
1983	1-10-0	105-333	-NA-	Ray Alborn	
1984	1-10-0	213-382	T. Harris, D. Johnson, S. McLaughlin, M. Robinson	Watson Brown	Melvin Robinson ranks second in SWC receiving
1985	3-8-0	233-404	E. Evans, P. Power, D. Turner, D. Wells	Watson Brown	Steve Kidd named All-America
1986	4-7-0	185-330	Marc Scott, Dwain Turner	Jerry Berndt	Wins over TCU, Houston and Air Force
1987	2-9-0	237-427	Russell Moses, Jeff Thomas	Jerry Berndt	Courtney Hall and Donald Hollas earn All-SWC
1988	0-11-0	165-358	Courtney Hall, William McClay	Jerry Berndt	
1989	2-8-1	175-313	O.J. Brigance, Donald Hollas	Fred Goldsmith	Victory at SMU ends 18-game losing streak
1990	5-6-0	256-258	O.J. Brigance, Donald Hollas	Fred Goldsmith	Best record since 1980 includes win at Arkansas
1991	4-7-0	239-287	T. Cobb, E. Henley, T. Teichelman	Fred Goldsmith	Win at #7 Baylor; Cobb earns All-America honors
1992	6-5-0	294-261	Trevor Cobb, Greg Willig	Fred Goldsmith	First winning season since 1972
1993	6-5-0	284-294	B. Emanuel, H. Crowe & T. Hetherington	Fred Goldsmith	Back-to-back winning seasons
1994	5-6-0	206-203	Byron Coston, Emmett Waldron	Ken Hatfield	SWC Co-Champions; first win vs. Texas since 1965
1995	2-8-1	215-284	Larry Izzo, Josh LaRocca	Ken Hatfield	Last year in the Southwest Conference
1996	7-4-0	296-312	N. Kalu, S. George, T. Phillips, J. Thigpen	Ken Hatfield	Most wins since 1961; Most league wins since 1949
1997	7-4-0	306-285	A. Clifton, C. Nelson, M. Spinner, B. Wood	Ken Hatfield	Wins over Northwester, BYU and New Mexico
1998	5-6-0	235-257	Terrence Melton, Charles Torello	Ken Hatfield	Wins over Colorado State, TCU
1999	5-6-0	237-261	Neal Gray, Chad Richardson, Judd Smith	Ken Hatfield	Five game WAC winning streak
2000	3-8-0	237-322	R. Beavan, J. Jackson, T. Ortega, B. Wulf	Ken Hatfield	Bayou Bucket win over Houston
2001	8-4-0	333-335	Dan Dawson, Jason Hebert, Matt Webber	Ken Hatfield	Best start since 1949; Best record since 1953
2002	4-7-0	253-296	G. Gatlin, B. Green, V. Hawkins	Ken Hatfield	La. Tech win marked first college game at Reliant Stadium
2003	5-7-0	343-378	Robbie Beck, Kyle Herm, Jeff Vanover	Ken Hatfield	
2004	3-8-0	279-377	E. Bailey, J. Calahan, T. Holley, G. Wilson	Ken Hatfield	Bayou Bucket, Mayors' Cup victories (UH & SMU)
2005	1-10-0	241-447	Adam Herrin, John Syptak	Ken Hatfield	Rice joins Conference USA; defeats Tulane
2006	7-6-0	350-432	C. Clement, J. Dillard, A. Downs, B. Raines	Todd Graham	First bowl bid since 1961; Dillard named All-America
2007	3-9-0	377-515	C. Clement, J. Dillard, B. Raines, A. Sendejo	David Bailiff	Clement breaks 18 school records
2008	10-3	537-433	C. Clement, J. Dillard, B. Raines, A. Sendejo	David Bailiff	Rice wins Texas Bowl; First 10-win season since 1949
2009	2-10	219-517	T. Garmon, M. Knox, A. Sendejo, S. Solomon	David Bailiff	
2010	4-8	344-462	T. Bradshaw, J. Hicks, J. Hill, C. Ozougwu, P. Beasley	David Bailiff	
2011	4-8	280-400	T. Bradshaw, J. Hicks, S. Solomon, T. Smith, J. Allen	David Bailiff	
2012	7-6	414-390	P. Gaines, V. McDonald, J. Williams, L. Willson	David Bailiff	Rice wins Armed Forces Bowl
2013	10-4	415-342	C. Bauer, P. Gaines, M. Kutzler, T. McHargue, T. Peterson	David Bailiff	C-USA Champions
2014	8-5	374-370	G. Baker, M. Hill, D. Jackson, M. Simmonette, J. Taylor	David Bailiff	Rice wins Hawai'i Bowl
2015	5-7	313-430	A. Lyons, D. Jackson, M. Simmonette, J. Taylor	David Bailiff	
2016	3-9	303-448	E. Ellerbe, A. Lyons, T. Martin, Z. Wright	David Bailiff	
2017	1-11	195-429	E. Ellerbe, P. Godber, T. Martin, B. Womac	David Bailiff	
2018	2-11	246-468	Zach Abercrombia, Jack Fox, Sam Pierce	Mike Bloomgren	Fox named C-USA Special Teams Player of the Year
2019	3-9	215-311	Myles Adams, Chris Barnes, Austin Trammell	Mike Bloomgren	
2020	2-3	117-94	B. Aldredge, G. Grammer, J. Myers, C. Riddle, A. Trammell	Mike Bloomgren	7 Games canceled due to COVID-19; defeated #20 Marshall

Rice Records

YEARLY OFFENSIVE TOTALS (SINCE 1951)

	FIRST DOWNS		TOT. OFF.	RUSHING	/——PASSING——\ ATT./CMP./TD/INT./YARDS	PENALTIES	PUNTING	FUMBLER	TIME OF
	RUSH-PASS-PEN.	TOTAL	PLAYS-YARDS	ATT.-YARDS	No.-YARDS.	No.-AVG.	No.-LOST	POSSESSION	
1951	73-33-6	112	662-2550	507-1536	157/62/12/13/1014	na-512	89-36.4	46-27	
1952	91-51-8	150	704-2934	495-1826	209/79/6/18/1108	55-496	82-35.2	33-19	
1953	117-37-7	162	673-3586	538-2735	135/57/5/9/851	52-440	55-34.8	31-19	
1954	105-32-1	138	603-2884	496-2199	107/54/4/7/685	49-417	46-35.9	23-16	
1955	99-34-6	139	566-2370	443-1672	123/60/4/12/984	34-378	51-37.9	34-19	
1956	103-64-11	178	662-3247	468-1875	194/107/8/15/1373	43-411	46-35.5	33-19	
1957	124-40-5	169	672-3476	551-2374	121/66/8/9/1102	48-505	50-34.1	30-13	
1958	98-45-4	147	654-2834	506-1850	148/63/8/12/984	59-508	59-36.9	30-15	
1959	91-27-5	123	596-2186	463-1655	133/48/2/7/531	46-405	63-37.7	36-20	
1960	129-49-9	187	704-2902	559-2070	145/74/5/11/832	44-474	42-34.3	15-7	
1961	81-44-5	130	577-2379	441-1566	136/62/8/7/813	31-258	58-37.9	19-13	
1962	65-66-11	142	656-2501	409-1356	247/101/9/25/1356	41-368	62-33.7	18-12	
1963	77-67-5	149	613-2647	409-1404	204/91/8/12/1243	37-385	51-36.7	24-17	
1964	85-33-5	122	592-2183	445-1438	147/66/8/10/745	41-465	71-37.7	22-13	
1965	65-71-2	138	626-2574	391-1256	235/100/7/17/1318	34-264	60-36.9	32-19	
1966	106-57-9	172	720-3061	484-1867	236/102/2/20/1194	27-292	60-37.5	23-13	
1967	86-90-8	184	701-3437	442-1608	276/132/7/22/1829	40-464	58-36.3	20-14	
1968	85-58-7	161	725-2696	505-1619	220/96/6/20/1077	40-412	67-34.2	24-15	
1969	81-49-4	134	702-2658	477-1569	225/95/5/16/1089	55-520	83-38.3	28-18	
1970	88-43-9	140	657-2546	484-1728	175/68/6/14/818	46-456	61-36.0	29-17	
1971	78-71-12	161	756-2878	457-1266	299/141/10/30/1612	53-578	63-41.3	39-15	
1972	61-115-14	190	767-3518	414-1197	353/184/11/26/2321	53-481	58-38.8	21-11	
1973	68-61-9	138	684-2503	413-1191	271/108/8/17/1312	58-570	86-38.6	19-13	
1974	63-60-8	131	724-2399	449-959	275/116/8/17/1440	62-619	85-37.8	34-22	
1975	99-77-14	190	784-3048	532-1572	252/125/9/16/1475	61-655	67-41.0	36-15	
1976	57-152-9	218	809-4272	305-935	504/270/21/19/3337	60-584	71-34.3	27-9	
1977	63-83-14	160	785-2877	377-1002	408/178/10/31/1875	71-652	87-37.9	16-10	
1978	64-101-20	185	786-2991	434-967	352/198/14/17/2026	59-592	61-39.1	33-25	
1979	67-87-24	178	770-2834	438-1058	342/162/8/27/1776	44-457	71-40.4	36-12	
1980	91-72-21	184	802-3313	560-1689	242/130/12/12/1624	48-413	68-35.3	34-20	
1981	66-74-19	159	723-2837	462-1248	261/112/21/19/1579	61-486	80-38.5	24-10	
1982	82-87-17	186	812-3152	511-1247	332/157/12/23/1905	60-575	65-38.0	22-13	
1983	62-70-17	149	736-2346	488-1032	248/111/5/16/1314	65-572	84-41.4	31-16	
1984	65-117-14	194	789-3661	381-1111	417/191/12/19/2550	81-703	73-37.9	36-17	
1985	81-103-16	200	793-3861	421-1525	372/177/17/22/2336	70-562	65-44.1	26-16	
1986	71-91-20	182	744-3440	396-1174	348/170/15/28/2266	72-579	67-36.3	26-13	
1987	129-90-22	241	853-4235	475-2117	378/182/12/20/2118	78-720	55-33.9	33-20	
1988	100-90-23	213	792-3616	450-1614	342/169/8/12/2002	81-671	60-36.9	25-11	
1989	85-101-13	199	799-3763	394-1297	405/216/8/18/2446	56-498	64-37.2	20-13	
1990	105-89-18	212	781-3785	486-1758	295/167/9/18/2027	60-513	55-40.1	21-10	
1991	106-89-12	207	786-3627	421-1873	265/136/9/14/1754	55-391	59-39.5	21-9	
1992	118-76-15	209	738-4185	497-2161	241/125/13/8/2024	62-516	67-36.4	16-8	
1993	133-79-19	231	756-3943	495-2068	261/153/16/7/1875	68-545	58-36.6	22-12	31:31
1994	143-42-11	196	761-3608	614-2634	147/74/10/9/974	54-433	48-38-6	34-13	32:45
1995	128-50-8	186	738-3635	559-2447	179/84/6/9/1188	59-413	57-43.6	22-12	30:57
1996	168-18-11	207	742-3875	637-3359	105/35/3/5/516	46-305	54-45.1	18-9	33:28
1997	204-20-11	235	759-4245	690-3660	69/25/2/7/585	43-338	45-39.9	24-10	33:56
1998	144-29-2	185	737-3496	634-2829	103/39/3/2/667	54-437	52-36.3	24-12	32:19
1999	149-33-17	199	751-3437	655-2835	96/38/7/5/602	60-512	57-39.2	29-13	33:36
2000	150-37-20	207	781-3459	626-2563	155/58/6/3/896	72-623	55-41.3	31-15	32:23
2001	184-53-23	260	946-4843	752-3375	194/91/11/6/1468	68-497	66-39.1	23-8	32:56
2002	160-40-11	211	757-3816	606-2725	151/67/6/7/1091	60-490	60-39.6	20-14	30:35
2003	186-39-2	247	815-4764	687-3800	128/61/6/10/964	64-544	51-43.9	22-13	29:41
2004	175-39-24	238	824-4200	688-3372	136/59/5/11/828	62-546	40-37.0	27-12	33:31
2005	159-44-22	225	810-3712	600-2576	210/89/9/12/1136	54-442	49-42.0	34-16	31:26
2006	99-125-30	254	873-4486	438-1703	435/248/29/14/2783	75-557	66-38.6	20-7	31:10
2007	87-163-29	279	909-4848	383-1331	526/311/29/17/3517	67-524	69-37.9	19-11	28:54
2008	116-198-23	337	965-6122	449-1868	516/339/48/7/4254	64-552	56-38.3	24-9	30:51
2009	87-103-26	216	859-3655	407-1311	452/248/14/17/2344	69-574	77-43.6	24-10	28:29
2010	109-113-14	236	854-4504	494-1913	360/218/20/12/2591	62-529	55-45.5	17-9	30:47
2011	109-94-15	218	851-4172	467-1811	384/222/15/7/2361	57-461	80-43.2	22-12	30:36
2012	147-140-19	306	1026-5556	625-2623	401/236/19/5/2933	72-660	65-37.0	24-17	34:00
2013	177-107-18	302	1046-5678	699-3183	347/177/20/9/2495	74-634	82-41.8	15-10	32:47
2014	117-120-15	252	923-5190	571-2181	352/204/25/8/3009	77-695	68-42.0	10-4	33:36
2015	123-129-21	273	905-4828	532-2137	373/212/20/9/2691	84-752	59-43.1	24-13	33:38
2016	123-113-25	261	895-4618	483-2036	412/241/16/10/2582	69-566	79-39.7	20-8	30:25
2017	120-76-10	206	732-3982	486-2244	246/122/6/16/1738	53-460	57-44.2	21-13	29:36
2018	91-106-13	210	858-4139	490-1867	368/197/13/16/2272	58-513	81-44.9	12-7	32:41
2019	79-98-27	204	753-3530	433-1538	320/180/13/4/1992	44-330	66-42.8	20-12	31:28
2020	45-52-11	108	349-1658	216-604	133/82/11/2/1054	17-119	21-42.8	10-6	36:00

Rice Records

YEARLY DEFENSIVE TOTALS (SINCE 1951)

	FIRST DOWNS		TOT. OFF.	RUSHING	/——PASSING——\ ATT./CMP./TD/INT./YARDS		PENALTIES	PUNTING	FUMBLES	TIME OF
	RUSH-PASS-PEN.	TOTAL	PLAYS-YARDS	ATT.-YARDS	ATT./CMP./TD/INT./YARDS	NO.-YARDS.	NO.-AVG.	NO.-LOST	POSSESSION	
1951	81-55-6	142	na-2824	na-1732	216/86/na/18/1092	na-650	77-35.2	33-23		
1952	92-45-7	144	na-2841	na-1700	190/88/na/15/1141	68-669	86-37.3	24-11		
1953	70-59-2	131	na-2508	na-1265	208/95/na/24/1243	54-450	na-36.4	31-20		
1954	106-43-7	156	674-2796	510-1985	164/73/8/15/811	35-297	46-35.9	32-22		
1955	97-39-4	140	610-2809	498-1884	112/57/na/12/925	59-570	51-34.5	31-15		
1956	116-31-3	150	644-2869	537-2099	107/46/na/6/770	66-677	47-35.3	34-18		
1957	119-30-5	154	663-2769	534-2099	129/54/na/8/670	60-555	57-34.9	31-15		
1958	79-65-5	149	635-2860	433-1484	202/103/na/20/1396	47-485	59-35.6	27-15		
1959	96-36-9	141	594-2678	480-1874	114/59/na/10/804	63-539	61-38.6	24-10		
1960	68-42-7	117	548-2257	385-1317	163/76/na/17/940	48-454	45-37.6	26-16		
1961	98-53-3	154	680-2648	484-1580	196/92/na/15/1068	43-400	52-37.3	30-17		
1962	90-50-4	144	651-2990	470-1915	181/80/na/15/1075	53-513	51-37.6	26-17		
1963	75-46-5	126	628-2315	435-1381	193/82/na/13/924	50-410	62-37.2	24-9		
1964	75-48-4	127	684-2281	442-1288	187/98/na/14/993	47-427	64-40.6	27-11		
1965	97-71-5	173	682-3342	481-1766	201/117/na/9/1576	48-466	57-38.8	27-10		
1966	71-80-8	159	656-3065	438-1483	219/108/na/12/1582	43-392	62-39.2	23-12		
1967	92-68-10	170	727-3086	490-1693	235/111/na/15/1393	56-487	67-38.3	22-11		
1968	134-84-6	224	805-4180	555-2534	250/133/na/12/1636	46-460	43-36.7	26-12		
1969	109-61-7	177	769-3487	541-2111	228/110/7/14/1376	56-533	67-37.7	34-19		
1970	105-54-10	179	750-3159	559-2072	191/86/na/19/1086	58-630	59-34.6	23-16		
1971	123-61-11	195	823-3765	621-2377	202/87/6/13/1388	73-748	67-39.7	38-20		
1972	140-62-12	215	821-3955	640-2489	181/97/10/11/1279	56-500	57-37.0	41-21		
1973	158-59-8	225	843-4116	667-2975	176/85/5/13/1141	56-585	64-38.2	36-19		
1974	139-40-14	193	824-3655	668-2736	154/67/3/11/919	67-616	65-39.1	38-24		
1975	135-59-12	206	789-3967	621-2806	168/77/9/11/1441	60-661	49-39.2	39-20		
1976	178-77-10	265	898-5407	682-3878	216/107/6/8/1780	84-775	40-37.9	36-17		
1977	184-68-13	265	900-5264	701-3618	209/106/17/10/1646	90-851	46-43.2	41-20		
1978	211-63-9	283	867-5065	667-3644	180/93/10/11/1321	90-847	28-41.4	42-33		
1979	196-61-14	271	881-4814	696-3427	185/105/7/5/1387	81-719	45-39.2	30-17		
1980	116-68-10	194	768-3900	567-2305	194/98/15/15/1595	72-650	63-37.6	40-18		
1981	135-89-9	233	849-4804	579-2591	270/157/22/13/2213	96-940	50-41.4	26-14		
1982	123-94-14	231	821-4280	625-2220	265/150/19/15/2060	87-753	54-37.5	22-11		
1983	134-72-16	222	795-4614	557-2746	238/117/18/15/1868	97-878	59-39.5	31-17		
1984	129-80-9	218	828-4756	598-2827	230/124/14/16/1929	66-595	44-41.8	29-15		
1985	109-87-9	205	776-4708	549-2388	227/125/14/12/2320	60-522	49-44.4	28-14		
1986	130-73-10	213	804-4325	565-2603	239/121/11/12/1722	71-582	47-39.2	32-20		
1987	128-90-24	242	803-5257	519-3060	284/152/16/9/2197	86-818	42-37.9	32-19		
1988	135-85-10	230	770-4594	518-2555	252/143/14/3/2039	81-724	40-41.1	33-16		
1989	119-101-9	229	821-4160	504-2099	317/181/10/15/2061	62-487	56-37.3	24-8		
1990	87-121-8	216	766-4053	405-1497	361/208/13/16/2556	87-698	50-38.0	23-17		
1991	111-119-10	240	804-4784	461-2015	343/209/15/14/2769	67-593	44-38.2	27-13		
1992	97-127-7	231	838-4830	431-1708	407/235/19/18/3122	76-675	59-39.4	23-12		
1993	121-92-17	230	762-4156	451-2048	311/166/13/16/2128	73-660	41-38.2	18-8	28:29	
1994	74-103-15	192	720-3451	389-1323	321/180/12/5/2128	58-500	53-36.1	26-15	27:15	
1995	110-84-7	201	738-3898	467-1934	271/149/16/8/1964	60-441	49-38.5	21-9	29:03	
1996	108-105-7	220	723-4295	409-1931	314/178/22/7/2364	43-354	52-38.8	17-6	26:32	
1997	105-96-12	213	683-4218	411-1988	272/151/12/11/2230	55-479	45-41.0	14-5	26:04	
1998	108-99-10	217	730-4202	440-2059	290/166/9/7/2143	58-497	37-41.5	20-14	27:41	
1999	81-103-12	196	699-3725	351-1373	348/213/14/11/2352	59-513	44-39.7	20-8	26:24	
2000	81-123-13	217	737-4164	380-1473	357/216/19/18/2691	75-635	42-39.5	13-9	27:37	
2001	95-142-12	249	854-4944	427-1598	427/245/23/12/3346	77-653	62-38.5	21-10	27:04	
2002	92-126-14	232	780-4236	417-1574	363/222/23/8/2662	72-570	48-37.0	20-13	29:25	
2003	152-112-8	272	880-5188	498-2491	382/234/20/8/2697	90-751	46-40.1	28-12	30:19	
2004	99-93-16	208	680-4010	397-1650	283/162/26/13/2360	81-735	40-35.8	15-7	26:29	
2005	116-108-6	231	722-5000	432-2332	290/190/19/6/2668	91-860	41-39.2	11-5	28:34	
2006	118-127-11	256	821-5388	463-2442	358/202/31/11/2946	110-924	49-38.6	30-18	28:50	
2007	125-147-17	289	939-6130	501-2381	438/254/37/12/3749	92-880	48-40.2	21-14	31:06	
2008	131-158-18	307	939-5879	461-2376	478/271/34/16/3503	72-633	51-41.8	22-15	29:09	
2009	114-147-12	273	844-5568	483-2287	361/240/28/6/3281	94-812	48-41.4	18-12	31:31	
2010	95-158-14	267	841-5386	424-1742	417/257/34/6/3644	60-476	44-41.0	18-8	29:13	
2011	114-130-12	256	856-5545	457-2201	399/246/32/13/3344	51-450	59-42.1	20-14	29:24	
2012	124-124-18	266	884-5537	506-2479	378/213/21/11/3058	75-681	69-41.5	28-16	26:00	
2013	117-114-15	246	957-5097	545-2259	412/213/21/14/2838	66-564	75-41.9	19-12	27:13	
2014	111-124-21	256	874-5017	460-1983	414/226/27/9/3034	56-504	62-41.3	19-11	26:24	
2015	101-119-23	243	753-5369	444-2283	309/185/36/2/3086	59-563	55-38.8	15-8	26:22	
2016	120-124-14	258	815-6054	477-2602	338/214/25/5/3452	91-800	57-40.3	15-6	29:35	
2017	121-130-11	262	795-5110	462-2311	333/232/20/3/2799	49-406	40-41.6	8-3	30:24	
2018	107-156-17	280	842-5799	450-2158	392/247/28/8/3641	54-448	54-40.0	19-11	27:19	
2019	84-130-10	224	764-4563	416-1660	348/224/18/6/2903	73-754	58-40.4	8-5	28:32	
2020	38-41-3	82	300-1708	171-704	129/77/5/6/1004	35-315	24-43.3	4-3	24:00	

Rice Team Records

INDIVIDUAL RECORDS

RUSHING ATTEMPTS

Game	42	Trevor Cobb vs. Iowa State	S 28, 1991
Season	360	Trevor Cobb	1991
Career	1,091	Trevor Cobb	1989-92

YARDS

Game	265	Dicky Maegle vs. Alabama	J 1, 1954
Season	1,692	Trevor Cobb	1991
Career	4,948	Trevor Cobb	1989-92

YARDS PER CARRY

Game	24.1	Dicky Maegle vs. Alabama	J 1, 1954
Season	7.3	Dicky Maegle	1953
Career	6.6	Dicky Maegle	1952-54

TOUCHDOWNS

Game	5	Charles Ross vs. LA Tech	N 11, 2013
Season	14	Trevor Cobb	1991
Career	38	Trevor Cobb	1989-92

PASSING ATTEMPTS

Game	66	Chase Clement vs. Tulsa	N 24, 2007
Season	508	Chase Clement	2007
Career	1,387	Chase Clement	2005-08

COMPLETIONS

Game	40	Chase Clement vs. Tulsa	N 24, 2007
Season	326	Chase Clement	2008
Career	832	Chase Clement	2005-08

YARDS

Game	541	Chase Clement vs. Tulsa	N 24, 2007
Season	4,119	Chase Clement	2008
Career	9,785	Chase Clement	2005-08

COMPLETION PERCENTAGE

Game	91.7	Josh LaRocca vs. Baylor	N 12, 1994
Season	66.5	Chase Clement	2008
Career	60.0	Chase Clement	2005-08

TOUCHDOWN COMPLETIONS

Game	6	Chase Clement vs. UTEP	N 3, 2007
	6	Chase Clement vs. SMU	A 29, 2008
	6	Chase Clement vs. USM	O 18, 2008
Season	44	Chase Clement	2008
Career	99	Chase Clement	2005-08

INTERCEPTIONS THROWN

Game	5	Joel Armstrong vs. Troy	D 23, 2006
Season	24	Randy Hertel	1977 & 1979
Career	68	Randy Hertel	1977-80

LONGEST PASS PLAY

86	Kerry Overton-Elliston Stinson at Air Force	S 21, 1985
----	---	------------

TOTAL OFFENSE PLAYS (RUSH/PASS)

Game	83	Chase Clement vs. Tulsa	N 24, 2007 (14/58)
Season	652	Chase Clement	2007 (144/508)
Career	1,857	Chase Clement	2005-08 (470/1,387)

YARDS

Game	601	Chase Clement vs. Tulsa	N 24, 2007 (60/541)
Season	4,812	Chase Clement	2008 (693/4,119)
Career	11,526	Chase Clement	2005-2008 (1,741/9,785)

TOUCHDOWNS

Game	8	Chase Clement vs. UTEP	N 3, 2007 (2/6)
Season	56	Chase Clement	2008 (12/44)
Career	124	Chase Clement	2005-2008 (25/99)

RECEIVING RECEPTIONS

Game	14	David Houser at Florida	N 20, 1976
Season	111	James Casey	2008
Career	292	Jarett Dillard	2005-08

YARDS

Game	208	James Casey at Memphis	S 6, 2008
Season	1,329	James Casey	2008
Career	4,138	Jarett Dillard	2005-08

TOUCHDOWNS

Game	4	Jarett Dillard vs. North Texas	S 27, 2008
Season	21	Jarett Dillard	2006
Career	60	Jarett Dillard	2005-08

ALL-PURPOSE YARDS

TOTAL YARDS (RUSH/PASS/RETURN)

Game	295	Trevor Cobb vs. Iowa State	S 28, 1991 (240/39/16)
Season	1,844	Trevor Cobb	1991 (1692/136/16)
Career	6,512	Trevor Cobb (1989-92)	1989-92 (4948/892/672)

TOTAL PLAYS

Game	47	Trevor Cobb vs. Iowa State	S 28, 1991 (42/0/5)
Season	375	Trevor Cobb	1991 (360/14/1)
Career	1,223	Trevor Cobb	1989-92 (1,091/94/38)

SCORING

TOTAL POINTS

Game	36	Griff Vance vs. SMU (6 TDs)	N 17, 1916
Season	126	Jarett Dillard	2006
Career	360	Jarett Dillard	2005-08

TOUCHDOWNS

Game	6	Griff Vance vs. SMU	N 17, 1916
Season	21	Jarett Dillard	21
Career	60	Jarett Dillard	2005-08

KICKING

FIELD GOALS MADE

Game	5	Chris Boswell vs. SMU	N 17, 2012
Season	23	Chris Boswell	2012
Career	65	Chris Boswell	2010-13

FIELD GOALS ATTEMPTED

Season	27	Mark Williams	1972
Career	67	Chris Boswell	2010-13

FIELD GOAL PERCENTAGE

Season	90.9 (10-11)	Haden Tobola	2018
Career	81.8 (27-33)	Derek Crabtree	1998-01

LONGEST FIELD GOAL

Game	57	James Hamrick at Texas Tech	O 19, 1985
	57	Chris Boswell at LA Tech	S 15, 2012

PATs MADE

Game	11	Clark Fangmeier vs. North Texas	S 27, 2008
Season	73	Clark Fangmeier	2008
Career	179	Clark Fangmeier	2006-09

PATs ATTEMPTED

Season	73	Clark Fangmeier	2008
Career	181	Clark Fangmeier	2006-09

PUNTS

ATTEMPTED

*Game	12	Jack Fox vs. UAB	O 13, 2018
Season	86	Steve Gleaves	1977
Career	287	Dale Walters	1980-83

YARDS

Season	3,636	Jack Fox	2018
Career	11,242	Dale Walters	1980-83

AVERAGE

Game	52.4	Jared Scruggs vs. Tulsa	N 8, 2003
Season	45.98	Kyle Martens	2010
Career	43.4	Jack Fox	2015-18

LONGEST PUNT

Game	84	Dale Walters vs. Arkansas	O 31, 1981
------	----	---------------------------	------------

RETURNS

KICKOFF RETURNS

Game	11	Trevor Cobb vs. Houston	D 2, 1989
Season	41	Ja'Corey Shepherd	2008
Career	109	Michael Perry	1995-98

KICKOFF RETURN YARDS

Game	261	Charles Ross at Tulane	N 13, 2010
Season	885	Ja'Corey Shepherd	2008
Career	2,366	Michael Perry	1995-98

LONGEST KICKOFF RETURN

*Game	99	James Sykes vs. Montana	O 22, 1973
-------	----	-------------------------	------------

PUNT RETURNS

Game	8	Horton Nesrsta at UCLA	O 11, 1952
	8	Mario Hull vs. Memphis	O 8, 2011
Season	44	Horton Nesrsta	1952
Career	81	Huey Keeney	1945-48

PUNT RETURN YARDS

Game	142	Rex Procter vs. New Mexico	O 8, 1949
Season	536	Horton Nesrsta	1952
Career	893	Horton Nesrsta	1951-53

LONGEST PUNT RETURN

Game	92	Fred Jacobs vs. TCU	N 21, 1942
------	----	---------------------	------------

DEFENSE TACKLES

Season	196	Robert Williamson	196
Career	367	O.J. Brigance	1987-90

SACKS

Season	12	Brandon Green	2001
Career	24	Brandon Green	1999-2002
	24	Scott Solomon	2007-11

TACKLES FOR LOSS (INCLUDING SACKS)

Season	21	Brandon Green	2001
Career	46	Larry Izzo	1992-95

INTERCEPTIONS

*Game	3	Dan Dawson vs. Hawai'i	O 21, 2000
Season	7	Dan Dawson	7
Career	15	Bruce Henley	1971-73

INTERCEPTION RETURN YARDS

*Game	113	Dan Dawson vs. SMU	11.4.00
Season	206	Dan Dawson	2000
Career	352	Dan Dawson	1998-01

*Denotes last time.

Rice Team Records

TEAM RECORDS

TEAM OFFENSE POINTS

Game	146	vs. SMU	N 17, 1916
Season	537		2008

PLAYS

Game	104	vs. Tulsa	N 24, 2007
Season	1026		2012

TOTAL OFFENSE YARDAGE

Game	733	at Louisiana Tech	N 27, 2003
Season	6,122		2008

FIRST DOWNS

Game	38	vs. Tulsa	N 24, 2007
Season	337		2008

MOST RUSHING ATTEMPTS

Game	89	at Louisiana Tech	N 27, 2003
Season	752		2001

FEWEST RUSHING ATTEMPTS

Game	12	vs. Baylor	N 13, 1976
Season	305		1976

NET RUSHING YARDS

Game	672	at Louisiana Tech	N 27, 2003
Season	3,800		2003

YARDS PER CARRY (ATT/YDS)

Game	8.3	at New Mexico	O 5, 2006
	(58/481)		
Season	5.5 (687/3800)		2003

PASSING COMPLETIONS

Game	40	vs. Tulsa	N 24, 2007
Season	339		2008

PASSING ATTEMPTS

Game	66	vs. Tulsa	N 24, 2007
Season	526		2007

NET PASSING YARDS

Game	541	vs. Tulsa	N 24, 2007
Season	4,254		2008

TOUCHDOWN PASSES

*Game	6	vs. Prairie View A&M	O 22, 2016
Season	48		2008

FEWEST TURNOVERS (FUMBLES/INTS)

Season	12 (4/8)		2014
--------	----------	--	------

FEWEST FUMBLES LOST

*Season	4		2014
---------	---	--	------

MOST FUMBLES

Game	9	vs. Pittsburgh	N 3, 1951
Season	46		1951

MOST FUMBLES LOST

Game	7	vs. Pittsburgh	N 3, 1951
Season	27		1951

MOST INTERCEPTIONS

*Game	6	at Texas A&M	O 23, 1982
Season	31		1977

FEWEST INTERCEPTIONS

Season	2		1998
	2		2015

MOST PENALTIES

Game	16	at Texas Tech	O 17, 1981
Season	81		1984

MOST PENALTY YARDS

Game	146	vs. Baylor	N 17, 1984
Season	720		1987

FEWEST PENALTY YARDS

Season	258		1961
--------	-----	--	------

CONSECUTIVE VICTORIES

Overall	12		1949-50
C-USA	7		2006-07

CONSECUTIVE LOSSES

Overall	18		1987-88
C-USA	14		2017-18

TEAM DEFENSE

FEWEST POINTS ALLOWED

*Game	0	vs. UNLV	S 2, 1995
Season	62	(Since 1937)	1946

MOST POINTS ALLOWED

Game	81	at Austin College	N 28, 1912
Season	517		2009

TOTAL DEFENSE (FEWEST YARDS)

Game	81	vs. Southwestern	O 5, 1946
Season	1,670		1946

TOTAL DEFENSE (MOST YARDS)

Game	793	at Baylor	S 26, 2015
Season	6,130		2007

FEWEST RUSHING YARDS

Game	0	vs. Tulane	N 3, 2012
Season	1,264		1953

MOST RUSHING YARDS

Game	526	at Texas A&M	O 23, 1976
Season	3,644		1978

FEWEST PASSING YARDS

*Game	0	vs. SMU	O 20, 1973
Season	637		1946

MOST PASSING YARDS

Game	654	at Houston	N 28, 1992
Season	3,749		2007

MOST TOUCHDOWN PASSES

Game	9	at Houston	O 27, 2011
Season	37		2007

MOST INTERCEPTIONS

Game	9	vs. Sam Houston State	O 4, 1941
Season	24		1953

MOST FUMBLES FORCED

Game	11	vs. Arkansas	N 5, 1949
Season	42		1978

MOST FUMBLES RECOVERED

*Game	6	vs. TCU	N 25, 1950
Season	33		1978

FEWEST FUMBLES RECOVERED

Season	3		2017
--------	---	--	------

*Denotes last time.

Rice Team Records

TEAM PERFORMANCE LISTS

POINTS SEASON

1	537	2008
2	415	2013
3	414	2012
4	377	2007
5	374	2014
6	350	1916
	350	2006
8	344	2010
9	343	2003
10	333	2001

GAME

1	146	vs. SMU	N 17, 1916
2	77	vs. North Texas	S 27, 2008
3	65	vs. Prairie View A&M	O 22, 2016
4	63	at San Jose State	O 2, 2004
5	62	vs. East Carolina	N 20, 2010
6	59	vs. Tulsa	N 10, 2001
7	57	vs. Galveston AAF	S 23, 1944
8	56	vs. UTEP	N 3, 2007
	56	vs. Haskell Institute	N 3, 1917
	56	vs. New Mexico	O 8, 1949
	56	vs. Virginia Military	S 19, 1970
	56	vs. SMU	A 29, 2008
	56	vs. Houston	N 29, 2008

TOTAL OFFENSE (PLAYS) SEASON

1	1,046	2013
2	1,026	2012
3	965	2008
4	946	2001
5	923	2014
6	909	2007
7	905	2015
8	895	2016
9	873	2006
10	859	2009

GAME

1	104	vs. Tulsa	N 24, 2007
2	100	at San Jose State	O 2, 2004
	100	North Texas	S 24, 2016
3	98	vs. Texas Tech	O 15, 1988
4	94	at La. Tech	N 27, 2003
	94	at Charlotte	N 12, 2016

TOTAL OFFENSE (YARDS) SEASON

1	6,122	2008
2	5,678	2013
3	5,556	2012
4	5,190	2014
5	4,848	2007
6	4,843	2001
7	4,828	2015
8	4,486	2006
9	4,764	2003
10	4,618	2016

GAME

1	733	at Louisiana Tech	N 27, 2003
2	700	vs. Tulsa	N 24, 2007
3	671	vs. UTEP	N 5, 2011
4	653	vs. Tulsa	N 10, 2001
5	647	vs. Marshall	S 22, 2012

FIRST DOWNS SEASON

1	337	2008
2	306	2012
3	302	2013
4	279	2007
5	273	2015
6	261	2016
7	260	2001
8	254	2006
9	252	2014
10	247	2003

GAME

1	38	vs. Tulsa	N 24, 2007
2	35	at Louisiana Tech	N 27, 2003
	35	vs. Marshall	S 22, 2012
	35	vs. Louisiana Tech	N 16, 2013
5	33	at San Jose State	O 2, 2004

RUSHING ATTEMPTS SEASON

1	752	2001
2	699	2013
3	690	1997
4	688	2004
5	687	2003
6	657	1996
7	655	1999
8	634	1998
9	626	2000
10	625	2012

GAME

1	89	at Louisiana Tech	N 27, 2003
2	85	at San Jose State	O 2, 2004
3	82	vs. Boise State	O 6, 2001
4	81	vs. San Jose State	O 16, 1999
5	77	at Northwestern	S 20, 1997
	77	vs. SMU	O 9, 2004

RUSHING YARDS SEASON

1	3,800	2003
2	3,660	1997
3	3,375	2001
4	3,372	2004
5	3,359	1996
6	3,183	2013
7	2,835	1999
8	2,829	1998
9	2,735	1953
10	2,725	2002

GAME

1	672	at Louisiana Tech	N 27, 2003
2	570	at San Jose State	O 2, 2004
3	505	vs. Arkansas	N 7, 1953
4	498	vs. Tulsa	N 10, 2001
5	496	vs. Utah	N 2, 1996
	496	vs. SMU	O 9, 2004

YARDS PER CARRY SEASON (ATT/YDS)

1	5.5 (687/3800)	2003
2	5.30 (690/3660)	1997
3	5.27 (637/3359)	1996
4	5.0 (538/2735)	1953
5	4.9 (688/3372)	2004
6	4.617 (486/2244)	2017
7	4.553 (699/3183)	2013
8	4.496 (752/3375)	2001
9	4.488 (72/3375)	2001
10	4.462 (634/2829)	1998

GAME (ATT/YDS)

1	8.3	at New Mexico	O 5, 1996	(58/481)
2	7.5	at Louisiana Tech	N 27, 2003	(89/672)
3	7.4	vs. Wagner	S 5, 2015	(54/401)
4	7.31	at UTEP	N 30, 2019	(35/256)
5	7.30	vs. Nevada	N 1, 2003	(53/387)

FEWEST RUSHING ATTEMPTS SEASON

1	305	1976
---	-----	------

GAME

1	12	vs. Baylor	N 13, 1976
---	----	------------	------------

PASS COMPLETIONS SEASON

1	339	2008
2	311	2007
3	270	1976
4	248	2006
	248	2009
6	241	2016
7	236	2012
8	222	2011
9	218	2010
10	216	1989

GAME

1	40	vs. Tulsa	N 24, 2007
2	36	vs. Charlotte	N 12, 2016
3	35	vs. Troy	D 23, 2006
	35	vs. UTEP	N 3, 2007
	35	vs. Tulane	N 17, 2007

PASS ATTEMPTS SEASON

1	526	2007
2	516	2008
3	504	1976
4	435	2006
5	417	1984
6	412	2016
7	408	1977
8	405	1989
9	401	2012
10	384	2011

GAME

1	66	vs. Tulsa	N 24, 2007
2	61	at Texas A&M	O 23, 1976
3	58	vs. UTEP	N 3, 2007
4	57	vs. Texas	O 2, 1976

NET PASSING YARDS SEASON

1	4,254	2008
2	3,517	2007
3	3,357	1976
4	3,009	2014
5	2,933	2012
6	2,783	2006
7	2,691	2015
8	2,582	2016
9	2,581	2010
10	2,550	1984

GAME

1	541	vs. Tulsa	N 24, 2007
---	-----	-----------	------------

TOUCHDOWN PASSES SEASON

1	48	2008
2	29	2006
	29	2007
4	25	2014
5	21	1976
	21	1981

GAME

1	6	vs. UTEP	N 3, 2007
	6	vs. SMU	A 29, 2008
	6	vs. North Texas	S 27, 2008
	6	vs. Southern Miss	O 18, 2008
	6	vs. Houston	N 29, 2008
	6	vs. Prairie View A&M	O 22, 2016

MOST INTERCEPTIONS SEASON

1	31	1977
2	30	1971
3	28	1986
4	27	1979
5	25	1962

GAME

1	6	vs. Houston	N 28, 1981
	6	at Texas A&M	O 23, 1982

FEWEST INTERCEPTIONS SEASON

1	2	1998
2	3	2000
3	4	2019
4	5	1996
	5	1999
	5	2000

FEWEST INTS PER ATTEMPT SEASON RATIO (INT/ATT)

1	.01246 (5/401)	2012
2	.0125 (4/320)	2019
3	.0135 (7/516)	2008
4	.0182 (7/384)	2011
5	.0193 (3/155)	2000
6	.0194 (2/103)	1998
7	.0227 (8/352)	2014
8	.0241 (9/373)	2015

Rice Team Records

TEAM PERFORMANCE LISTS

FEWEST TURNOVERS

SEASON	TOTAL (FUMBLES/INTs)
1	12 (4/8) 2014
2	14 (9/5) 1996
	14 (12/2) 1998
	14 (8/6) 2001
5	17 (10/7) 1997
6	16 (7/9) 2008
	16 (12/4) 2019
8	18 (4 times) last (10/8) 2016

FEWEST FUMBLES LOST

SEASON	
1	4 2014
2	7 1960
	7 2006
4	8 1992
	8 2001
	8 2016

MOST FUMBLES

SEASON	
1	46 1951
2	39 1971

GAME

1	9	vs. Pittsburgh	N 3, 1951
2	8	vs. Cincinnati	S 21, 1974
	8	at Houston	S 4, 1999
4	7	at SMU	N 5, 1983

MOST FUMBLES LOST

SEASON	
1	27 1951
2	25 1978

GAME

1	7	vs. Pittsburgh	N 3, 1951
2	6	vs. Cincinnati	S 21, 1974
3	5	vs. Texas Tech	O 18, 1980
	5	vs. Texas A&M	O 23, 1993
	5	at Houston	S 4, 1999
	5	vs. Army	O 7, 2017

MOST PENALTIES

SEASON	
1	84 2015
2	81 1984
	81 1988

GAME

1	16	at Texas Tech	O 17, 1981
2	13	at TCU	O 9, 1976
	13	vs. Baylor	N 17, 1984
	13	at UL-Lafayette	S 24, 1988

MOST PENALTY YARDS

SEASON	
1	752 2015
2	720 1987
3	703 1984

GAME

1	146	vs. Baylor	N 17, 1984
2	144	at TCU	O 9, 1976
3	128	at Texas Tech	O 17, 1981

FEWEST PENALTY YARDS

SEASON	
1	258 1961
2	264 1965
3	292 1966

MOST FIELD GOALS

SEASON	
1	23 2012
2	17 1985

GAME

1	5	vs. SMU	N 17, 2012
---	---	---------	------------

FEWEST PUNTS

SEASON	
1	40 2004
2	42 1960
3	45 1997

GAME

1	0	vs. San Jose State	O 16, 1999
2	1	at TCU	O 9, 1982

MOST PUNTS

SEASON	
1	89 1951
2	87 1977
3	86 1973

GAME

1	13	vs. UAB	O 13, 2018
---	----	---------	------------

MOST PUNT RETURNS

SEASON	
1	53 1953

GAME

1	9	at UCLA	10.11.52
---	---	---------	----------

MOST PUNT RETURN YARDS

SEASON	
1	604 1946

GAME

1	164	vs. Southwestern	O 5, 1946
---	-----	------------------	-----------

MOST KICKOFF RETURNS

SEASON	
1	77 2009
	77 2010
3	70 1987

GAME

1	11	vs. Houston	D 2, 1989
	11	at Houston	N 28, 1992
3	10	vs. Houston	D 1, 1979

MOST KICKOFF

RETURN YARDS	SEASON
1	1,723 2010
2	1,653 2009
3	1,278 1987
4	1,223 2007
5	1,182 1986
	1,182 2008

GAME

1	334	at Tulane	N 13, 2010
2	223	vs. Navy	O 8, 2009
3	221	vs. Baylor	N 17, 1984
4	215	at UAB	S 5, 2009
5	211	at San Jose State	O 2, 2004

CONSECUTIVE WINS

OVERALL	
1	12 1949-50
2	8 1916-17
3	7 1919-20
	7 1934
	7 1953-54
	7 2008

SWC WINS

1	10 1948-49
---	------------

WAC WINS

1	5 1999
	5 2004

C-USA WINS

1	7 2006-07
2	5 2008

CONSECUTIVE LOSSES

OVERALL	
1	18 1987-88
2	15 1981-83
3	14 2004

SWC LOSSES

1	26 1981-85
---	------------

WAC LOSSES

1	6 1999-2000
2	5 2004

C-USA LOSSES

1	7 2017
	7 2018

Rice Team Records

TEAM PERFORMANCE LISTS

DEFENSE

FEWEST POINTS ALLOWED

SEASON	POINTS	YEAR
1	14	1913
2	28	1920
3	42	1917
4	44	1934
5	53	1916

SEASON SINCE 1937

1	62	1946
2	72	1960
3	73	1940
4	74	1942
	74	1947

GAME

Rice has recorded 125 shutouts in its football history, the last coming on Sept. 2, 1995, against UNLV (38-0). Heading into the 2009 Rice season opener, the Owls have not shutout an opponent in 173 games.

MOST POINTS ALLOWED

SEASON	POINTS	YEAR
1	517	2009
2	515	2007
3	468	2018
4	462	2010
5	458	1977
6	448	2016
7	447	2005
8	433	2008
9	432	2006
10	430	2015

GAME

1	81	at Austin College	N 28, 1912
2	77	at LSU	S 24, 1977
3	76	at Louisiana Tech	N 29, 2014
4	73	at Houston	N 28, 2009
	73	at Houston	O 27, 2011
6	72	at Texas	O 1, 1977
7	70	at Ohio State	S 7, 1996
	70	at San Jose State	O 2, 2004
	70	at Baylor	S 26, 2015
10	66	at Oklahoma	S 23, 1978

FEWEST PLAYS ALLOWED

SEASON	PLAYS	YEAR
1	528	1948
2	548	1960

GAME

1	42	vs. Southwestern	O 5, 1946
2	43	at Houston	S 4, 1999

MOST PLAYS ALLOWED

SEASON	PLAYS	YEAR
1	957	2013
2	939	2007
	939	2008
4	910	1977
5	898	1976
6	884	2012
7	881	1979
8	880	2003

GAME

1	107	vs. Arkansas	O 31, 1981
2	103	vs. Baylor	N 13, 1976

FEWEST YARDS ALLOWED

SEASON	YARDS	YEAR
1	1,670	1946

GAME

1	81	vs. Southwestern	O 5, 1946
---	----	------------------	-----------

MOST YARDS ALLOWED

SEASON	YARDS	YEAR
1	6,130	2007
2	6,054	2016
3	5,879	2008
4	5,799	2018
5	5,568	2009
6	5,407	1976
7	5,264	1977
8	5,257	1987
9	5,188	2003

GAME

1	793	at Baylor	S 26, 2015
2	777	at Houston	N 28, 1992
3	748	at Houston	O 13, 1907
4	735	at Louisiana Tech	O 29, 2016
5	702	at Southern Miss	O 1, 2016

FEWEST FIRST DOWNS

SEASON	FIRST DOWNS	YEAR
1	88	1948
2	117	1960
3	126	1963

GAME

1	0	vs. Austin College	O 19, 1917
2	4	vs. Southwestern	O 5, 1946
	4	vs. Sam Houston St.	S 25, 1948

MOST FIRST DOWNS

SEASON	FIRST DOWNS	YEAR
1	307	2008
2	289	2007
3	283	1978
4	280	2013
5	273	2009
	273	2015
7	272	2003
8	271	1979
9	265	1976
	265	1977

GAME

1	35	vs. Houston	D 1, 1979
	35	at Houston	N 28, 1992
3	34	vs. Arkansas	O 31, 1981

FEWEST RUSHING ATTEMPTS

SEASON	RUSHING ATTEMPTS	YEAR
1	351	1999
2	357	1941
3	385	1960

GAME

1	11	vs. Houston	N 16, 1991
2.	13	vs. Hawai'i	S 18, 2004
3.	15	at Hawai'i	O 9, 1999

MOST RUSHING ATTEMPTS

SEASON	RUSHING ATTEMPTS	YEAR
1	701	1977
2	696	1979
3	692	1976
4	668	1974
5	667	1973
	667	1978

GAME

1	86	vs. Houston	D 1, 1979
2	81	vs. Arkansas	O 31, 1981
	81	at Texas	O 23, 1971
4	80	vs. SMU	O 20, 1973
	80	vs. Navy	O 10, 2019

FEWEST RUSHING YARDS

SEASON	RUSHING YARDS	YEAR
1	1,264	1953
2	1,288	1964
3	1,317	1960
4	1,323	1994
5	1,373	1999

GAME

1	0	at Tulane	N 3, 2012
2	3	vs. Houston	N 16, 1991
3	5	vs. TCU	N 22, 1952

MOST RUSHING YARDS

SEASON	RUSHING YARDS	YEAR
1	3,644	1978
2	3,627	1976
3	3,618	1977

GAME

1	526	at Texas A&M	O 23, 1976
2	520	vs. Houston	D 1, 1979
3	497	vs. Texas	O 26, 1974

FEWEST PASS COMPLETIONS

SEASON	PASS COMPLETIONS	YEAR
1	46	1956
2	48	1940
3	54	1957

GAME

1	0	vs. Alabama	S 24, 1955
	0	vs. SMU	O 20, 1973

MOST PASS COMPLETIONS

SEASON	PASS COMPLETIONS	YEAR
1	271	2008
2	257	2010
3	254	2007
4	247	2018
5	246	2011
6	245	2001
7	241	2016
8	240	2009
9	235	1992
10	234	2003

GAME

1	49	at Houston	N 28, 1992
2	43	vs. Houston	D 2, 1989
3	42	at Houston	N 26, 1988
	42	at Hawai'i	S 27, 2003
5	40	vs. SMU	N 10, 1990
	40	at Texas Tech	S 12, 2008

MOST PASS ATTEMPTS

SEASON	PASS ATTEMPTS	YEAR
1	478	2008
2	438	2007
3	427	2001
4	417	2010
5	414	2014

GAME

1	76	at Houston	N 28, 1992
2	70	at Hawai'i	S 27, 2003
3	64	vs. Hawai'i	N 16, 2002
4	63	vs. Houston	D 2, 1989
	63	at Texas Tech	S 12, 2009
6	62	vs. SMU	N 10, 1990
	62	vs. Southern Miss	O 18, 2008

FEWEST PASSING YARDS

SEASON	PASSING YARDS	YEAR
1	637	1946
2	670	1957
3	770	1956

GAME

1	0	vs. Alabama	S 24, 1955
	0	vs. SMU	O 20, 1973
3	2	at Texas A&M	N 16, 1974

MOST PASSING YARDS

SEASON	PASSING YARDS	YEAR
1	3,749	2007
2	3,644	2010
3	3,503	2008
4	3,452	2016
5	3,346	2001

GAME

1	654	at Houston	N 28, 1992
2	591	at Southern Miss	O 1, 2016
3	552	at WKU	S 1, 2016
4	534	at Houston	O 27, 2011
5	525	at Houston	N 26, 1988

MOST TOUCHDOWN PASSES

SEASON	TOUCHDOWN PASSES	YEAR
1	37	2007
2	34	2008
	34	2010
4	32	2011
5	28	2006
	28	2009

GAME

1	9	at Houston	O 26, 2011
2	8	at Texas Tech	S 12, 2009
3	7	at Houston	N 28, 1992
2	6	vs. Texas A&M	O 24, 1981
	6	at Texas A&M	O 23, 1982
	6	at Houston	N 26, 1988
	6	vs. Houston	N 16, 1991
	6	at San Jose State	O 2, 2004
	6	at Baylor	S 8, 2007
	6	vs. Texas Tech	S 15, 2007

Rice Team Records

TEAM PERFORMANCE LISTS

MOST INTERCEPTIONS

SEASON	INTERCEPTIONS
1	24 1953
2	20 1958
3	19 1970

GAME

1	9	vs. Sam Houston St.	O 4, 1941
---	---	---------------------	-----------

FEWEST INTERCEPTIONS

SEASON	INTERCEPTIONS
1	2 2015
2	3 1988
	3 2017
4	5 1979
	5 1994
	5 2016

MOST FUMBLES FORCED

SEASON	FUMBLES FORCED
1	42 1978
2	41 1972
	41 1977

GAME

1	11	vs. Arkansas	N 5, 1949
2	10	vs. Baylor	N 29, 1975
	10	vs. Texas Tech	O 18, 1980

FEWEST FUMBLES FORCED

SEASON	FUMBLES FORCED
1	8 2017
	8 2019
3	9 2015
4	11 2005
5	13 2000

MOST FUMBLES RECOVERED

SEASON	FUMBLES RECOVERED
1	33 1978
2	22 1949
	22 1951
	22 1954

GAME

1	6	vs. TCU	N 25, 1950
	6	vs. LSU	O 4, 1952
	6	vs. LSU	S 28, 1974
	6	vs. Northwestern	S 14, 1991

OPPONENT RECORDS

MOST PENALTIES

SEASON	PENALTIES
1	110 2006
2	97 1983
3	96 1981

GAME

1	22	vs. TCU	O 8, 1977
2	19	vs. Texas	S 16, 2006
3	17	vs. Texas	S 16, 1978
	17	at Texas A&M	O 27, 1984

FEWEST PENALTIES

SEASON	PENALTIES
1	43 1961
	43 1966
	43 1968

MOST PENALTY YARDS

SEASON	PENALTY YARDS
1	940 1981
	940 1983
3	880 2007

GAME

1	183	vs. Texas Tech	S 15, 2007
2	181	vs. Houston	N 28, 1992
3	174	vs. TCU	O 8, 1977
	174	a UAB	O 5, 2019

FEWEST PENALTY YARDS

SEASON	PENALTY YARDS
1	392 1966
2	400 1961
3	406 2017

MOST FIELD GOALS

SEASON	FIELD GOALS
1	5 1994
	5 2001

MOST PUNTS

SEASON	PUNTS
1	102 1941

GAME

1	14	at Arkansas	N 9, 1946
	14	vs. Texas Tech	S 27, 1952

FEWEST PUNTS

SEASON	PUNTS
1	28 1978

GAME

1	0	vs. Houston	D 1, 1979
	0	vs. Texas	O 1, 1988

LOWEST PUNTING AVERAGE

SEASON	PUNTING AVERAGE
1	33.9 1954
2	34.5 1955
3	35.6 1970

GAME

1	0.0	at Texas	O 2, 1993
2	14.0	at Tulsa	O 4, 1997
3	19.8	at Baylor	N 12, 1983

HIGHEST PUNTING AVERAGE

SEASON	PUNTING AVERAGE
1	44.4 1985
2	43.2 1977
3	42.4 2012
4	42.1 2011
5	41.9 2013

GAME

1	57.0	vs. SMU	N 8, 1980
2	51.5	vs. Arkansas	O 31, 1981
3	51.2	vs. Arkansas	N 8, 1975
	51.2	at Air Force	S 21, 1985

FEWEST PUNT RETURNS

SEASON	PUNT RETURNS
1	14 2012
2	15 1962
	15 1966
4	16 1963
	16 1972
	16 2004

MOST PUNT RETURNS

SEASON	PUNT RETURNS
1	51 1985
2	49 1977
3	42 1971
	42 1983

GAME

1	8	vs. Arkansas	N 3, 1979
2	7	at Texas Tech	O 19, 1985

FEWEST PUNT RETURN YARDS

SEASON	PUNT RETURN YARDS
1	48 2012
2	67 2019
3	74 1980
4	102 1966
5	121 1993

MOST PUNT RETURN YARDS

SEASON	PUNT RETURN YARDS
1	710 1985
2	454 1976
3	437 1977

FEWEST KICKOFF RETURNS

SEASON	KICKOFF RETURNS
1	8 2017
2	16 1974
	16 1983
4	17 2018
5	20 1939
	20 1997

MOST KICKOFF RETURNS

SEASON	KICKOFF RETURNS
1	86 2008
2	52 2007
3	50 2003
	50 2006

FEWEST KICKOFF RETURN YARDS

SEASON	KICKOFF RETURN YARDS
1	204 2017
2	274 2018
3	344 1983
4	406 1970
5	410 1980

MOST KICKOFF RETURN YARDS

SEASON	KICKOFF RETURN YARDS
1	1,603 2008
2	1,103 2003
3	1,082 2007
4	996 2006

GAME

1	222	vs. North Texas	S 27, 2008
2	194	vs. San Jose State	O 2, 2004
3	183	at UTEP	N 1, 2008
4	173	vs. SMU	A 29, 2008
5	168	vs. La.-Lafayette	S 11, 1982

Rice Individual Records

RUSHING

RUSHING ATTEMPTS

CAREER

1	Trevor Cobb (1989-92)	1,091
2	Chad Richardson (1996-99)	493
3	Charles Ross (2009-13)	487
4	Chad Nelson (1994-97)	486
5	Jowan Davis (2013-16)	482
6	Chase Clement (2005-08)	470
7	Darik Dillard (2013-16)	446
8	Robbie Beck (2000-03)	443
9	Kyle Herm (2000-03)	439
10	John Coleman (1972-75)	436

SEASON

1	Trevor Cobb (1991)	360
2	Trevor Cobb (1990)	283
3	Trevor Cobb (1992)	279
4	Jowan Davis (2014)	245
5	Stahle Vincent (1971)	243
6	Quinton Smith (2006)	211
	Charles Ross (2013)	211
8	Ed Bailey (2004)	208
9	Kyle Herm (2001)	205
10	Chad Richardson (1999)	203

GAME

1	Trevor Cobb vs. Iowa State (S 28, 1991)	42
2	Trevor Cobb at SMU (N 9, 1991)	41
3	Trevor Cobb vs. Houston (N 16, 1991)	40
4	Stahle Vincent vs. Baylor (N 27, 1971)	39
	Trevor Cobb at Arkansas (N 3, 1990)	39
6	Butch Robinson at Baylor (N 30, 1968)	38
	Trevor Cobb vs. Texas Tech (O 20, 1990)	38
8	Trevor Cobb at Tulane (S 21, 1991)	36

RUSHING YARDS

CAREER (Minimum of 1,500 Yards)

1	Trevor Cobb (1989-92)	4,948
2	Charles Ross (2009-12)	2,689
3	Quinton Smith (2003-06)	2,505
4	Michael Perry (1995-96)	2,496
5	Chad Nelson (1994-97)	2,415
6	Robbie Beck (2000-03)	2,218
7	Darik Dillard (2013-16)	2,198
8	Kyle Herm (2000-03)	2,028
	Jowan Davis (2013-16)	2,028
10	Chad Richardson (1996-99)	2,024
11	Greg Henderson (2001-04)	1,995
12	Kosse Johnson (1951-53)	1,917
13	Spencer George (1993-96)	1,790
14	Dicky Maegle (1952-54)	1,773
15	Austin Walter (2015-18)	1,744
16	Chase Clement (2005-08)	1,741
17	Ed Bailey (2001-04)	1,700
18	Stahle Vincent (1969-71)	1,675
19	Yoncy Edmonds (1992-95)	1,647
20	Jamie Tyler (1998-2001)	1,642
21	Earl Cooper (1976-79)	1,583
22	Tyler Smith (2007-11)	1,573
23	John Coleman (1972-75)	1,548
24	Lorenzo Cyphers (1985-88)	1,506

SEASON

1	Trevor Cobb (1991)	1,692
2	Trevor Cobb (1992)	1,386
3	Trevor Cobb (1990)	1,325
4	Charles Ross (2013)	1,270
5	Quinton Smith (2006)	1,096
6	Michael Perry (1997)	1,034
7	Ed Bailey (2004)	1,021
8	Jowan Davis (2014)	956
9	Chad Nelson (1997)	953
10	Stahle Vincent (1971)	945

GAME (200 YARDS OR MORE)

1	Dicky Maegle vs. Alabama (J 1, 1954)	265
2	Antonio Brinkley vs. Lamar (S 28, 1985)	244
3	Trevor Cobb vs. Iowa State (S 28, 1991)	240
4	Ed Bailey vs. Hawai'i (S 18, 2004)	234
5	Chad Richardson vs. Colorado St. (O 31, 1998)	224
	Juma Otoviano vs. Old Dominion (N 24, 2018)	224
7	Trevor Cobb vs. Sam Houston State (S 26, 1992)	223
8	Trevor Cobb at Tulane (S 21, 1991)	216
9	Larry Cardwell vs. TCU (N 21, 1970)	215
	Charles Ross vs. Louisiana Tech (N 16, 2013)	215
11	Michael Perry vs. Texas (S 27, 1997)	211
12	Trevor Cobb vs. SMU (O 10, 1992)	210
13	Trevor Cobb vs. Texas Tech (O 20, 1990)	203
	Trevor Cobb at SMU (N 9, 1991)	203
15	Marcus Rucker at San Jose State (O 2, 2004)	201

YARDS PER CARRY

CAREER (Minimum 150 Attempts)

1	Dicky Maegle (1952-54)	6.6
2	Todd Jones (1984-87)	6.2
3	Anthony Griffin (1997-2000)	5.9
	Quinton Smith (2003-06)	5.9
5	Michael Perry (1995-98)	5.8
6	Leroy Bradley (1998-2001)	5.6
7	Charles Ross (2009-13)	5.5
8	Benji Wood (1996-97)	5.3
9	Chad Nelson (1994-97)	5.2
10	Vincent Hawkins (1999-2002)	5.1
	Austin Walter (2015-18)	5.1

SEASON (Minimum 75 Attempts)

1	Dicky Maegle (1953)	7.31
2	Thomas Lott (2003)	7.29
3	Todd Jones (1987)	7.1
4	Michael Perry (1997)	6.4
	Quinton Smith (2005)	6.4
6	Samuel Stewart (2016)	6.30
7	Dicky Maegle (1954)	6.29
8	Chad Nelson (1996)	6.26
9	Charles Ross (2013)	6.1
10	Kyle Herm (2003)	5.9

GAME (Minimum 8 Attempts)

1	Dicky Maegle vs. Alabama (J 1, 1954)	24.1
2	Vincent Hawkins vs. Tulsa (N 10, 2001)	14.4
3	Chad Nelson vs. SMU (O 19, 1996)	14.1
4	Byron Coston at Iowa State (S 24, 1994)	14.0
5	Benji Wood at Tulane (S 13, 1997)	13.6
6	Tyler Smith at Houston (O 27, 2011)	13.1
7	Dicky Maegle vs. Arkansas (N 7, 1953)	12.6

MOST 100-YARD GAMES

CAREER

1	Trevor Cobb (1989-92)	24
---	-----------------------	----

SEASON

1	Trevor Cobb (1991)	9
2	Trevor Cobb (1992)	8
3	Charles Ross (2013)	7
4	Trevor Cobb (1990)	6
5	Yoncy Edmonds (1993)	5
	Michael Perry (1997)	5
	Ed Bailey (2004)	5
	Quinton Smith (2005)	5
	Quinton Smith (2006)	5
	Aston Walter (2019)	5

CONSECUTIVE

1	Trevor Cobb (1991)	6
2	Trevor Cobb (1992)	5
3	Trevor Cobb (1990)	4

MOST 200-YARD GAMES

SEASON

1	Trevor Cobb (1991)	3
2	Trevor Cobb (1992)	2

CONSECUTIVE

1	Trevor Cobb (1991)	2
---	--------------------	---

CAREER

1	Trevor Cobb (1989-92)	6
---	-----------------------	---

LONGEST RUNS

1	Tyler Smith at Houston (O 27, 2011)	97
2 (*)	Dicky Maegle vs. Alabama (J 1, 1954)	95
	Kyle Herm vs. Nevada (N 1, 2003)	95
4	King Hill at TCU (N 23, 1957)	93
5	Bob Nemir vs. Southwestern (O 6, 1945)	88
6	Byron Coston at Iowa State (S 24, 1994)	87
7	Marcus Rucker at San Jose State (O 2, 2004)	86
8	George Walmsley at Arkansas (N 11, 1944)	85

(*) - This is the famous bench tackle in which Maegle was awarded distance to goal and a touchdown.

RUSHING TOUCHDOWNS

CAREER

1	Trevor Cobb (1989-92)	38
2	Charles Ross (2009-13)	36

SEASON

1	Benji Wood (1997)	16
2	Charles Ross (2013)	15
3	Trevor Cobb (1991)	14
4	Ed Bailey (2004)	12
	Chase Clement (2008)	12
6	Dicky Maegle (1954)	11
	Trevor Cobb (1992)	11
	Chad Nelson (1996)	11
	Chad Richardson (1999)	11
	Kyle Herm (2001)	11
	Taylor McHargue (2012)	11

GAME

1	Charles Ross vs. Louisiana Tech (N 16, 2013)	5
2	Dicky Maegle vs. Cornell (O 2, 1954)	4
	Butch Blume at Texas Tech (N 4, 1961)	4
	Lester Lehman vs. Baylor (D 2, 1967)	4
	Donald Hollas vs. Texas Tech (O 20, 1990)	4
	Benji Wood at Tulane (S 13, 1997)	4
	Robbie Beck at Fresno State (O 25, 2003)	4
	Ed Bailey vs. SMU (O 9, 2004)	4
	Jeremy Eddington vs. East Carolina (N 20, 2010)	4
	Nahshon Ellerbe vs. Southern Miss (N 11, 2017)	4

Rice Individual Records

PASSING

ATTEMPTS

CAREER

1	Chase Clement (2005-08)	1,387
2	Randy Hertel (1977-80)	1,121
3	Tommy Kramer (1973-76)	1,036
4	Taylor McHargue (2010-13)	881
5	Mark Comalander (1984-87)	753
6	Driphus Jackson (2012-15)	732
7	Nick Fanuzzi (2009-11)	704
8	Quentis Roper (1985-88)	643
9	Donald Hollas (1987-90)	606
10	Bruce Gadd (1970-72)	580

SEASON

1	Chase Clement (2007)	508
2	Tommy Kramer (1976)	501
3	Chase Clement (2008)	490
4	Randy Hertel (1977)	356
5	Driphus Jackson (2014)	331
6	Taylor McHargue (2012)	325
7	Taylor McHargue (2013)	324
8	Bruce Gadd (1972)	322
9	Driphus Jackson (2015)	316
	Tyler Stehling (2016)	316

GAME

1	Chase Clement vs. Tulsa (N 24, 2007)	66
2	Tommy Kramer at Texas A&M (O 23, 1976)	60
3	Tommy Kramer vs. Texas (O 2, 1976)	57
4	Randy Hertel vs. Houston (N 26, 1977)	52
5	Tommy Kramer vs. Houston (N 27, 1976)	51
	Randy Hertel at Houston (D 2, 1978)	51
7	Mark Comalander vs. (N 28, 1987)	50

COMPLETIONS

CAREER

1	Chase Clement (2005-08)	832
2	Randy Hertel (1977-80)	561
3	Tommy Kramer (1973-76)	507
4	Taylor McHargue (2010-13)	496
5	Nick Fanuzzi (2009-11)	425
6	Driphus Jackson (2012-15)	420
7	Mark Comalander (1984-87)	391
8	Donald Hollas (1987-90)	343
9	Quentis Roper (1985-88)	301
10	Bruce Gadd (1970-72)	287

SEASON

1	Chase Clement (2008)	326
2	Chase Clement (2007)	300
3	Tommy Kramer (1976)	269
4	Taylor McHargue (2012)	194
5	Tyler Stehling (2016)	192
6	Driphus Jackson (2014)	191
7	Driphus Jackson (2015)	185
8	Bruce Gadd (1972)	170
9	Taylor McHargue (2013)	169
10	Nick Fanuzzi (2009)	162

GAME

1	Chase Clement vs. Tulsa (N 24, 2007)	40
2	Joel Armstrong vs. Troy (D 23, 2006)	35
	Chase Clement at SMU (N 10, 2007)	35
	Tyler Stehling at Charlotte (N 12, 2016)	35
5	Tommy Kramer vs. Texas (O 2, 1976)	34
	Chase Clement vs. Tulane (N 17, 2007)	34
7	Bruce Gadd vs. Clemson (S 23, 1972)	31
8	Chase Clement vs. Southern Miss (O 18, 2008)	30
	Chase Clement vs. Western Mich. (D 30, 2008)	30
	Nick Fanuzzi vs. UTEP (N 5, 2011)	30

YARDS

CAREER (Minimum 2,000 Yards)

1	Chase Clement (2005-08)	9,785
2	Tommy Kramer (1973-76)	6,197

3	Randy Hertel (1977-80)	6,161
4	Taylor McHargue (2010-13)	6,122
5	Driphus Jackson (5,912)	5,912
6	Mark Comalander (1984-87)	4,810
7	Nick Fanuzzi (2009-11)	4,402
8	Donald Hollas (1987-90)	4,039
9	Quentis Roper (1985-88)	3,895
10	Bruce Gadd (1970-72)	3,454

SEASON

1	Chase Clement (2008)	4,119
2	Chase Clement (2007)	3,377
3	Tommy Kramer (1976)	3,317
4	Driphus Jackson (2014)	2,842
5	Driphus Jackson (2015)	2,348
6	Taylor McHargue (2013)	2,345
7	Taylor McHargue (2012)	2,209
8	Bruce Gadd (1972)	2,064
9	Tyler Stehling (2016)	2,049
10	Donald Hollas (1989)	1,815

GAME

1	Chase Clement vs. Tulsa (N 24, 2007)	541
2	Chase Clement vs. Southern Miss (O 18, 2008)	444
3	Tommy Kramer vs. Houston (N 27, 1976)	409
4	Tyler Stehling vs. Prairie View A&M (O 22, 2016)	407
5	Nick Fanuzzi vs. UTEP (N 5, 2011)	405
6	Tommy Kramer vs. Texas (O 2, 1976)	397
7	Chase Clement vs. UTEP (N 3, 2007)	395
8	Tommy Kramer vs. SMU (N 6, 1976)	386
9	Chase Clement vs. Army (N 8, 2008)	384
10	Chase Clement vs. Houston (N 29, 2008)	381

COMPLETION PERCENTAGE

CAREER (Minimum 100 Attempts)

1	Nick Fanuzzi (2009-11)	60.3
2	Tom Stewart (2019)	60.1
3	Tyler Stehling (2013-16)	60.1
4	Chase Clement (2005-08)	60.0
5	Driphus Jackson (2012-15)	57.4
6	Donald Hollas (1987-90)	56.6
7	Taylor McHargue (2010-13)	56.3
8	Frank Ryan (1955-57)	56.2
9	Bert Emanuel (1992-93)	55.2
10	Wiley Green (2018-)	52.2
11	King Hill (1955-57)	52.0

SEASON (Minimum 75 Attempts)

1	Chase Clement (2008)	66.5
2	Nick Fanuzzi (2010)	62.7
3	Mike Collins (2020)	61.6
4	Tyler Stehling (2016)	61.4
5	Tom Stewart (2019)	60.1
6	Nick Fanuzzi (2009)	60.0
7	Taylor McHargue (2012)	59.7
8	Chase Clement (2007)	59.1
9	Joel Armstrong (2006)	58.6
10	Driphus Jackson (2015)	58.5

GAME (Minimum 10 Attempts)

1	Josh LaRocca vs. Baylor (N 12, 1994)	91.7 (11-12)
---	--------------------------------------	--------------

TOUCHDOWNS

CAREER

1	Chase Clement (2005-08)	99
2	Driphus Jackson (2012-15)	48
3	Taylor McHargue (2010-13)	43
4	Randy Hertel (1977-80)	38
5	Tommy Kramer (1973-76)	37
6	Mark Comalander (1984-87)	27
7	Michael Calhoun (1981-82)	26
8	Quentis Roper (1985-88)	23
	Josh LaRocca (1991-95)	23
10	Nick Fanuzzi (2009-11)	22

SEASON

1	Chase Clement (2008)	44
2	Chase Clement (2007)	29
3	Driphus Jackson (2014)	24
4	Tommy Kramer (1976)	21
	Michael Calhoun (1981)	21
	Chase Clement (2006)	21
7	Driphus Jackson (2015)	18
8	Taylor McHargue (2013)	17
9	Randy Hertel (1978)	12
	Bert Emanuel (1993)	12
	Taylor McHargue (2012)	12
	Tyler Stehling (2016)	12

GAME

1	Chase Clement vs. UTEP (N 3, 2007)	6
	Chase Clement vs. SMU (A 29, 2008)	6
	Chase Clement vs. Southern Miss (O 18, 2008)	6
4	Chase Clement at Army (S 30, 2006)	5
	Chase Clement vs. Utah (S 18, 2008)	5
	Chase Clement vs. Houston (N 29, 2008)	5
	Tyler Stehling vs. Prairie View A&M (O 22, 2016)	5
8	Vernon Glass vs. Santa Clara (S 30, 1950)	4
	Tommy Kramer vs. Utah (S 18, 1976)	4
	Michael Calhoun vs. TCU (O 10, 1981)	4
	Michael Calhoun at Texas Tech (O 17, 1981)	4
	Michael Calhoun vs. Texas A&M (O 24, 1981)	4
	Chase Clement vs. Marshall (N 22, 2008)	4
	Taylor McHargue vs. UTEP (O 26, 2013)	4
	Driphus Jackson vs. Louisiana Tech (N 29, 2014)	4
	Mike Collins vs. Middle Tennessee (O 24, 2020)	4
	Mike Collins at Southern Miss (O 31, 2020)	4

INTERCEPTIONS

CAREER

1	Randy Hertel (1977-80)	68
2	Tommy Kramer (1973-76)	52
3	Bruce Gadd (1970-72)	45
4	Mark Comalander (1984-87)	37
5	Quentis Roper (1985-88)	36
6	Chase Clement (2005-08)	34
7	Robert Hailey (1965-67)	30
8	Donald Hollas (1987-90)	29
9	Josh LaRocca (1991-95)	25
10	Michael Calhoun (1981-82)	22

SEASON

1	Randy Hertel (1977)	24
	Randy Hertel (1979)	24
3	Bruce Gadd (1972)	22
4	Tommy Kramer (1976)	19
5	Bruce Gadd (1971)	18
	Donald Hollas (1990)	18

GAME

1	Tommy Kramer at TCU (N 22, 1975)	5
	Randy Hertel vs. Houston (N 26, 1977)	5
	Mark Comalander vs. Texas State (S 20, 1986)	5
	Joel Armstrong vs. Troy (D 23, 2006)	5

LONGEST PASS PLAYS

1	Driphus Jackson-Sam McGuffie vs. Houston (S 29, 2012)	88
	Driphus Jackson-Jordan Taylor vs. N. Texas (O 25, 2014)	88
3	Kerry Overton-Elliston Stinson at Air Force (S 21, 1985)	86
4	Kyle Herm-Ben Wiggins at SMU (N 15, 2003)	82
5	King Hill-Buddy Dial vs. Stanford (O 5, 1957)	81
	Driphus Jackson-James Mayden vs. Hawai'i (O 4, 2014)	81
7	Tommy Kramer-James Sykes vs. Houston (N 27, 1976)	80
	Mark Comalander-Chris Nixon at TCU (O 11, 1986)	80
	Bert Emanuel-Louis Balady vs. Sam Houston St. (S 26, 1992)	80
	Joel Armstrong-Mike Falco vs. UCF (N 19, 2005)	80
	Chase Clement-Quinton Smith vs. Houston (S 2, 2006)	80
	Chase Clement-Jarett Dillard vs. Army (N 8, 2008)	80
	Nick Fanuzzi-Toren Dixon at E. Carolina (O 17, 2009)	80

Rice Individual Records

RECEIVING & DEFENSE

RECEIVING

RECEPTIONS

CAREER (100 or More Receptions)

1	Jarett Dillard (2005-08)	292
2	Eric Henley (1988-91)	186
3	Jordan Taylor (2011-14)	175
4	Toren Dixon (2006-09)	161
5	James Casey (2007-08)	157
6	David Houser (1974, 1976-78)	152
7	Austin Trammell (2017-20)	142
8	Vance McDonald (2009-12)	119
9	Doug Cunningham (1975-78)	117
10	Ed Lofton (1973-75)	112
11	Larry Davis (1967-69)	103
12	Sam McGuffie (2010-12)	102
	Zach Wright (2013-16)	102
14	Earl Cooper (1976-79)	101

SEASON

1	James Casey (2008)	111
2	Jarett Dillard (2006)	91
3	Jarett Dillard (2008)	87
4	Eric Henley (1989)	81
5	Jarett Dillard (2007)	79
6	James Sykes (1976)	76
7	Austin Trammell (2018)	62
8	Austin Trammell (2019)	60
9	Doug Cunningham (1976)	57
	Jordan Taylor (2012)	57

GAME

1	David Houser at Florida (N 20, 1976)	14
---	--------------------------------------	----

YARDS

CAREER

1	Jarett Dillard (2005-08)	4,138
2	Jordan Taylor (2011-14)	2,585
3	David Houser (1974, 1976-78)	2,358
4	Eric Henley (1988-91)	2,199
5	James Casey (2007-08)	1,914
6	Toren Dixon (2006-09)	1,746
7	Austin Trammell (2017-)	1,744
8	Doug Cunningham (1975-78)	1,522
9	Vance McDonald (2009-12)	1,513
10	Dennis Parks (2012-15)	1,507

SEASON

1	James Casey (2008)	1,329
2	Jarett Dillard (2008)	1,310
3	Jarett Dillard (2006)	1,247
4	Jarett Dillard (2007)	1,057
5	David Houser (1976)	931
6	Eric Henley (1989)	900
7	Jordan Taylor (2013)	848
8	Jordan Taylor (2014)	842
9	Jordan Taylor (2012)	826
10	David Houser (1977)	795

GAME

1	James Casey at Memphis (S 6, 2008)	208
2	David Houser at Florida (N 20, 1976)	196
3	Jordan Taylor vs. UTEP (O 26, 2013)	185
4	Doug Cunningham at TCU (O 9, 1976)	175
5	James Casey vs. Houston (N 29, 2008)	172
6	Jarett Dillard at Army (S 30, 2006)	171
7	David Houser at Texas A&M (O 23, 1976)	170
8	Ben Wiggins at SMU (N 15, 2003)	168
	Jarett Dillard vs. UTEP (N 3, 2007)	168
10	Dennis Parks at North Texas (S 19, 2015)	163

TOUCHDOWNS

CAREER

1	Jarett Dillard (2005-08)	60
2	Jordan Taylor (2011-14)	20
3	David Houser (1974, 1976-78)	18
4	James Casey (2007-08)	17
5	Eric Henley (1988-91)	16
6	Kenneth Roy (1973-76)	15
	Vance McDonald (2009-12)	15
8	Buddy Dial (1956-58)	13
	Froggy Williams (1946-49)	13
	Toren Dixon (2006-09)	13
	Austin Trammell (2017-)	13

SEASON

1	Jarett Dillard (2006)	21
2	Jarett Dillard (2008)	20
3	Jarett Dillard (2007)	14
4	James Casey (2008)	13
5	Kenneth Roy (1976)	9
6	Vance McDonald (2010)	8
	Jordan Taylor (2013)	8
	Mario Hull (2014)	8
9	Bill Howton (1951)	7
	David Houser (1978)	7
	Jordan Taylor (2014)	7

GAME

1	Jarett Dillard vs. North Texas (S 27, 2008)	4
2	16 times; last	3
	Austin Trammell at Southern Miss (O 31, 2020)	

DEFENSE

TACKLES

CAREER

1	O.J. Brigance (1987-90)	367
2	Dan Dawson (1998-2001)	318
	Andrew Sendejo (2006-09)	318
4	Danny Burgess (1983-86)	310
5	Richard Gray (1980-82)	306
6	Larry Izzo (1992-95)	301
7	Jason Hebert (1998-2001)	300
8	Paul Porras (2010-13)	295
9	Joe Davis (1992-95)	293
10	Travis Ortega (1997-2000)	286
	Travis Bradshaw (2008-11)	286

SEASON

1	Robert Williamson (1980)	196
2	Wayne Harpold (1982)	136
3	Randy Piel (1974)	131
4	O.J. Brigance (1988)	128
5	Rodney Norton (1974)	127
	Richard Gray (1982)	127
	Tony Barker (1991)	127
8	Larry Izzo (1995)	121
	Travis Bradshaw (2009)	121
10	Emmanuel Ellerbe (2017)	120

SACKS

CAREER

1	Brandon Green (1999-2002)	24
	Scott Solomon (2007-11)	24
3	Ndukwe Kalu (1993-96)	20
4	Brian Womac (2014-17)	17
5	John Syptak (2002-05)	16
6	Matt Sign (1989-92)	14
	Courtney Gordon (2003-06)	14

SEASON

1	Brandon Green (2001)	12
2	Brian Womac (2017)	10
3	Zach Pratt (2014)	9.5

4	Scott Solomon (2011)	8.5
5	Ndukwe Kalu (1994)	8
	John Syptak (2004)	8
	Courtney Gordon (2006)	8
8	Brian Nordstrom (2014)	7.5
9	Tim Fitzpatrick (1989)	7
	Alonzo Williams (1991)	7
	Ndukwe Kalu (1995)	7
	Brandon Green (2002)	7

TACKLES FOR LOSS (INCLUDES SACKS)

CAREER

1	Larry Izzo (1992-95)	46
2	Brian Womac (2014-17)	44.5
3	Scott Solomon (2007-11)	43.5
4	Brandon Green (1999-2002)	42
5	John Syptak (2002-05)	38
6	Matt Sign (1989-92)	36
7	Alonzo Williams (1989-92)	35
8	Dan Dawson (1998-2001)	33
9	Thomas Benford (1995-98)	32
10	Rashad Reynolds (1995-98)	28
	Blaze Alldredge (2018-20)	28

SEASON

1	Brian Womac (2017)	22
2	Blaze Alldredge (2019)	21.5
3	Brandon Green (2001)	21
4	Brian Nordstrom (2014)	19.5
5	Larry Izzo (1995)	18
6	Clenzie Pierson (1981)	16
	Larry Izzo (1994)	16
8	Rashad Reynolds (1997)	15
	John Syptak (2004)	15
	Courtney Gordon (2006)	15

INTERCEPTIONS

CAREER

1	Bruce Henley (1971-73)	15
2	Huey Keeney (1945-48)	13
	Dan Dawson (1998-2001)	13
	Bryce Callahan (2011-14)	13
5	Nathan Bennett (1990-93)	11
	LaDoughyous McCalla (1994-98)	11
7	Jason Hebert (1998-2001)	10
8	Michael Downs (1977-80)	9
	Brian Patterson (1981-83)	9
	Andrew Sendejo (2006-09)	9

SEASON

1	Bruce Henley (1972)	7
	Dan Dawson (2000)	7
3	Rex Procter (1950)	6
	Bruce Henley (1971)	6
	Larry Brune (1975)	6
	David Griffin (1989)	6
	Nathan Bennett (1993)	6
	Bryce Callahan (2011)	6
9	Billy Hale (1970)	5
	Michael Downs (1978)	5
	Dwayne Holmes (1984)	5
	Tony Barker (1991)	5
	LaDoughyous McCalla (1997)	5
	Andrew Sendejo (2007)	5

GAME

1	Don Anderson vs. Texas A&M (N 15, 1947)	3
	Gerald Weatherly vs. Clemson (S 24, 1949)	3
	Carl Johnson vs. TCU (N 22, 1952)	3
	Dicky Maegle vs. Baylor (N 28, 1953)	3
	Pinky Nesbit vs. Texas A&M (N 14, 1953)	3
	Bucky Allshouse vs. TCU (N 21, 1970)	3
	Michael Downs at TCU (O 14, 1978)	3
	William McClay vs. Texas State (S 26, 1987)	3
	Dan Dawson vs. Hawai'i (O 21, 2000)	3

Rice Individual Records

TOTAL OFFENSE & ALL-PURPOSE YARDS

TOTAL OFFENSE

PLAYS

CAREER	(RUSH-PASS)
1 Chase Clement (2005-08)	1,857 (470-1,387)
2 Randy Hertel (1977-80)	1,363 (242-1,121)
3 Tommy Kramer (1973-76)	1,357 (321-1,036)
4 Taylor McHargue (2010-13)	1,322 (442-881)
5 Driphus Jackson (2012-15)	1,035 (303-732)
6 Quentis Roper (1985-88)	970 (327-643)
7 Mark Comalander (1984-87)	906 (153-753)
8 Nick Fanuzzi (2009-11)	849 (145-704)
9 Donald Hollas (1987-90)	841 (235-606)
10 Trevor Cobb (1989-92)	812 (812-0)

SEASON

SEASON	(RUSH-PASS)
1 Chase Clement (2007)	652 (144-508)
2 Chase Clement (2008)	644 (154-490)
3 Tommy Kramer (1976)	562 (61-501)
4 Taylor McHargue (2012)	489 (164-325)
5 Taylor McHargue (2013)	481 (157-324)
6 Driphus Jackson (2014)	452 (121-331)
7 Driphus Jackson (2015)	424 (108-316)
8 Tyler Stehling (2016)	417 (101-316)
9 Randy Hertel (1977)	403 (56-357)
10 Michael Calhoun (1981)	401(168-233)

GAME

GAME	(RUSH-PASS)
1 Chase Clement vs. Tulsa (N 24, 2007)	83 (14-58)
2 Chase Clement vs. UTEP (N 3, 2007)	72 (17-66)
3 Joel Armstrong vs. Troy (N 23, 2006)	70 (16-54)

YARDS

CAREER

CAREER	(RUSH-PASS)
1 Chase Clement (2005-08)	11,526 (1,741-9,785)
2 Taylor McHargue (2010-13)	7,533 (1,411-6,122)
3 Driphus Jackson (2012-15)	6,722 (810-5,912)
4 Tommy Kramer (1973-76)	6,336 (139-6,197)
5 Randy Hertel (1977-80)	5,751 (-410-6,161)
6 Trevor Cobb (1989-92)	4,948 (4,948-0)
7 Quentis Roper (1985-88)	4,924 (1,029-3,895)
8 Donald Hollas (1987-90)	4,832 (793-4,039)
9 Mark Comalander (1984-87)	4,561 (-219-4,780)
10 Nick Fanuzzi (2009-11)	4,486 (84-4,402)

SEASON

SEASON	(RUSH-PASS)
1 Chase Clement (2008)	4,812 (693-4,119)
2 Chase Clement (2007)	3,912 (538-3,377)
3 Tommy Kramer (1976)	3,272 (-45-3,317)
4 Driphus Jackson (2014)	3,243 (401-2,842)
5 Taylor McHargue (2012)	2,874 (665-2,209)
6 Taylor McHargue (2013)	2,809 (464-2,345)
7 Driphus Jackson (2015)	2,515 (167-2,348)
8 Tyler Stehling (2016)	2,358 (308-2,049)
9 Donald Hollas (1989)	2,246 (431-1,815)
10 Bert Emanuel (1992)	2,238 (680-1,558)

GAME

GAME	(RUSH-PASS)
1 Chase Clement vs. Tulsa (N 24, 2007)	601 (60-541)
2 Chase Clement vs. UTEP (N 3, 2007)	491 (103-395)
3 Chase Clement vs. Memphis (O 20, 2007)	488 (124-364)
4 Taylor McHargue vs. Marshall (S 22, 2012)	467 (153-314)
5 Chase Clement vs. USM (O 18, 2008)	466 (444-22)
6 Chase Clement vs. Army (N 8, 2008)	459 (87-372)
7 Chase Clement vs. Houston (N 29, 2008)	439 (381-58)
8 Tyler Stehling vs. Prairie View A&M (O 22, 2016)	405 (-2-407)
9 Tommy Kramer vs. SMU (N 6, 1976)	398 (12-386)
Chase Clement vs. Memphis (S 6, 2008)	398 (318-80)

TOUCHDOWNS

CAREER

CAREER	(RUSH-PASS)
1 Chase Clement (2005-08)	124 (25-99)
2 Taylor McHargue (2010-13)	60 (17-43)
3 Driphus Jackson (2012-15)	54 (6-48)
4 Tommy Kramer, (1973-76)	48 (11-37)
5 Randy Hertel, (1977-80)	42 (5-37)
6 Trevor Cobb, (1989-92)	38 (38-0)
7 Mark Comalander (1984-87)	36 (9-27)
Charles Ross (2009-13)	36 (36-0)
9 Kyle Herm, (2000-03)	35 (18-17)
10 Donald Hollas, (1987-90)	34 (19-15)
Bert Emanuel, (1992-93)	34 (11-23)
Robbie Beck, (2000-03)	34 (34-0)

SEASON

SEASON	(RUSH-PASS)
1 Chase Clement (2008)	56 (12-44)
2 Chase Clement (2007)	37 (8-29)
3 Tommy Kramer (1976)	25 (4-21)
Chase Clement (2006)	25 (4-21)
Driphus Jackson (2014)	25 (1-24)
6 Taylor McHargue (2012)	23 (11-12)
7 Michael Calhoun (1981)	22 (1-21)
Taylor McHargue (2013)	22 (5-17)
9 Driphus Jackson (2012)	21 (3-18)
10 Donald Hollas (1990)	19 (11-8)
Kyle Herm (2001)	19 (11-8)

GAME

GAME	(RUSH-PASS)
1 Chase Clement VS. UTEP (N 3, 2007)	8 (2-6)
2 Griff Vance vs. SMU (N 17, 1916)	6 (6-0)
3 Donald Hollas vs. Texas Tech (O 20, 1990)	5 (4-1)
Greg Henderson vs. Hawai'i (S 18, 2004)	5 (3-2)
Chase Clement at Army (S 30, 2006)	5 (5-0)
Chase Clement vs. Memphis (O 20, 2007)	5 (1-4)
Tyler Stehling vs. Prairie View A&M (O22, 2016)	5 (0-5)

ALL PURPOSE YARDS

TOTAL YARDS

CAREER	(RUSH-REC-RETURN)
1 Trevor Cobb (1989-92)	6,512 (4948-892-672)
2 Michael Perry (1995-98)	5,582 (2496-219-2867)
3 Jarett Dillard (2008-08)	4,169 (-2 -4138-33)
4 Austin Walter (2015-18)	4,095 (1744-803-1548)
5 Charles Ross (2009-13)	3,722 (2580-277-915)
6 Eric Henley (1988-91)	3,405 (337-2199-869)
7 James Sykes (1973-76)	3,284 (1099-785-1400)
8 Austin Trammell (2017-20)	3,191 (98-1744-1349)
9 Quinton Smith (2003-06)	3,055 (2505-448-102)
10 Earl Cooper (1976-79)	2,784 (1583-802-399)

SEASON

SEASON	(RUSH-REC-RETURN)
1 Trevor Cobb (1991)	1,844 (1692-136-16)
2 Michael Perry (1997)	1,784 (1034-44-706)
3 Trevor Cobb (1990)	1,674 (1325-312-37)
4 James Casey (2008)	1,682 (241-1329-112)
5 Trevor Cobb (1992)	1,669 (1386-283-0)
6 Quinton Smith (2006)	1,608 (1096-410-102)
7 Austin Walter (2018)	1,580 (564-525-491)
8 Michael Perry (1996)	1,561 (656-9-896)
9 James Sykes (1976)	1,550 (435-653-462)
10 Dicky Maegle (1954)	1,512 (905-198-409)

GAME

(RUSH-REC-RETURN)

1 Trevor Cobb vs. Iowa State (S 28, 1991)	295 (240-39-16)
2 Jeremy Eddington at UTEP (N 24, 2012)	279 (59-10-210)
3 Trevor Cobb vs. Wake Forest (S 1, 1990)	271 (175-75-21)
4 Michael Perry vs. Texas (S 27, 1997)	269 (211-0-58)
5 Austin Walter at Wake Forest (S 29, 2018)	266 (165-32-69)
6 Dicky Maegle vs. Alabama (J 1, 1954)	265 (265-0-0)
7 Charles Ross at Tulane (N 13, 2000)	264 (3-0-261)
8 Antonio Brinkley vs. Lamar (S 28, 1985)	255 (244-11-0)
9 Austin Walter at Hawai'i (S 8, 2018)	254 (25-82-147)
10 Michael Perry at Texas (O 7, 1995)	252 (123-7-122)

TOTAL PLAYS

CAREER

(RUSH-PASS-RETURN)

1 Trevor Cobb (1989-92)	1,223 (1091-94-38)
2 Michael Perry (1995-98)	598 (428-14-156)
3 Charles Ross (2009-13)	549 (477-35-37)
4 Earl Cooper (1976-79)	529 (407-101-21)
5 Austin Walter (2015-18)	495 (345-79-71)
6 Quinton Smith (2003-06)	478 (422-50-6)
7 Lorenzo Cyphers (1985-88)	477 (401-75-1)
8 John Coleman (1972-75)	460 (436-24-0)
9 Stahle Vincent (1969-71)	450 (430-20-0)
Spencer George (1993-96)	450 (419-24-7)

SEASON

(RUSH-PASS-RETURN)

1 Trevor Cobb (1991)	375 (360-14-1)
2 Trevor Cobb (1990)	321 (283-36-2)
3 Trevor Cobb (1992)	301 (279-22-0)
4 Stahle Vincent (1971)	260 (243-17-0)
5 Quinton Smith (2006)	257 (211-40-6)
6 Trevor Cobb (1989)	226 (169-22-35)
7 Charles Ross (2013)	216 (211-5-0)
8 Calvin Fance (1980)	211 (192-19-0)
9 Kevin Trigg (1983)	209 (198-10-1)
10 Kyle Herm (2001)	205 (205-0-0)

GAME

1 Trevor Cobb vs. Iowa State (S 28, 1991)	47
2 Trevor Cobb vs. Houston (D 2, 1989)	46
3 Trevor Cobb at SMU (N 9, 1991)	41
4 Trevor Cobb at Arkansas (N 3 1990)	40
Trevor Cobb vs. Houston (N 16, 1991)	40
Trevor Cobb at TCU (O 24, 1992)	40

Rice Individual Records

RETURNS

KICKOFF RETURNS

NUMBER OF RETURNS

CAREER	
1	Michael Perry (1995-98) 109
2	Quentis Roper (1985-88) 73
3	Austin Walter (2015-18) 71
4	Ja'Corey Shepherd (2005-08) 68
5	Sean White (1999-2002) 62
6	James Sykes (1973-76) 52
7	Austin Trammell (2017-20) 49
8	Chuck Latourette (1964-66) 45
9	Shane Turner (2009-10) 44
10	Mike Falco (2003-06) 41

SEASON

1	Ja'Corey Shepherd (2008) 41
2	Shane Turner (2009) 37
3	Quentis Roper (1986) 34
4	Trevor Cobb (1989) 33
5	Michael Perry (1997) 31
	Michael Perry (1998) 31
7	Austin Walter (2015) 30
8	Ja'Corey Shepherd (2007) 27
	Andy Erickson (2010) 27
10	Vince Courville (1982) 26

GAME

1	Trevor Cobb vs. Houston (D 2, 1989) 11
2	Clint Hatfield at Fresno State (N 3, 2001) 9
	Austin Walter vs. Southern Miss (N 14, 2015) 9
4	Andray Downs at San Jose St. (O 2, 2004) 8
	Shane Turner vs. Navy (O 10, 2009) 8
6	Gordon Wyatt vs. SMU (O 21, 1950) 7
	Michael Perry at Ohio State (S 7, 1996) 7
	Ja'Corey Shepherd vs. Tulsa (N 24, 2007) 7
	Shane Turner vs. Houston (N 29, 2009) 7
	Shane Turner vs. Texas (S 4, 2010) 7
	Charles Ross at Tulane (N 13, 2010) 7

YARDS

CAREER

1	Michael Perry (1995-98) 2,366
2	Quentis Roper (1985-88) 1,683
3	Austin Walter (2015-18) 1,548
4	James Sykes (1973-76) 1,398
5	Ja'Corey Shepherd (2005-08) 1,358
6	Sean White (1999-2002) 1,155
7	Austin Trammell (2017-20) 1,096
8	Shane Turner (2009-10) 1,021
9	Carl Swierc (1971-73) 910
10	Gene Fleming (1962-64) 885

SEASON

1	Ja'Corey Shepherd (2008) 885
2	Shane Turner (2009) 881
3	Quentis Roper (1986) 795
4	Michael Perry (1997) 680
5	Michael Perry (1998) 669
6	Austin Walter (2015) 622
7	James Sykes (1973) 601
8	Trevor Cobb (1989) 598
9	Michael Perry (1996) 596
10	Andy Erickson (2010) 564

GAME

1	Charles Ross at Tulane (N 13, 2010) 261
2	Jeremy Eddington at UTEP (N 24, 2012) 210
3	Shane Turner at UAB (S 5, 2009) 200
4	Shane Turner vs. Navy (O 10, 2009) 196
5	Andray Downs at San Jose State (O 2, 2004) 189
6	Clint Hatfield at Fresno State (N 3, 2001) 182
7	Austin Walter vs. Southern Miss (N 14, 2015) 176
8	Michael Perry at Texas (S 26, 1998) 170
9	Trevor Cobb vs. Houston (D 2, 1989) 166
10	Quentis Roper vs. Texas State (S 20, 1986) 162
	Michael Perry at Ohio State (S 7, 1996) 162

LONGEST RETURN

1	Macon Hughes vs. TCU (N 21, 1970) 99
	Carl Swierc at TCU (N 24, 1973) 99
	James Sykes vs. Montana (S 22, 1973) 99
4	Gene Fleming vs. Texas A&M (N 16, 1963) 98
	James Sykes vs. Montana (S 22, 1973) 98

PUNT RETURNS

NUMBER OF RETURNS

CAREER

1	Huey Keeney (1945-48) 81
2	Horton Nesrsta (1951-53) 69
3	Eric Henley (1988-91) 61
4	Michael Perry (1995-98) 47
5	David Ferguson (1963-65) 43
6	Bruce Henley (1971-73) 40
	LaDoughyous McCalla (1994-98) 40

SEASON

1	Horton Nesrsta (1952) 44
2	David Ferguson (1964) 34
3	Michael Perry (1996) 25
4	Chuck Latourette (1966) 23

GAME

1	Horton Nesrsta at UCLA (O 11, 1952) 8
	Mario Hull vs. Memphis (O 8, 2011) 8

YARDS

CAREER

1	Horton Nesrsta (1951-53) 893
2	Huey Keeney (1945-48) 893
3	Michael Perry (1995-98) 501
4	David Ferguson (1963-65) 487
5	Bruce Henley (1971-73) 442

SEASON

1	Horton Nesrsta (1952) 536
2	David Ferguson (1964) 381
3	Horton Nesrsta (1951) 315
4	Michael Perry (1996) 300
5	Dicky Maegle (1954) 293

GAME

1	Rex Procter vs. New Mexico (O 8, 1949) 142
---	--

LONGEST RETURN

1	Fred Jacobs vs. TCU (N 21, 1942) 92
2	Dicky Maegle at Baylor (N 27, 1954) 91
3	LaDoughyous McCalla vs. TCU (N 8, 1997) 84

INTERCEPTION RETURNS

YARDS

CAREER

1	Dan Dawson (1998-2001) 352
2	Huey Keeney (1945-48) 200
3	Sean Washington (1991-93) 199
4	Bruce Henley (1971-73) 197
5	Nathan Bennett (1990-93) 190
	LaDoughyous McCalla (1994-98) 190
7	Brian Patterson (1981-83) 179
8	Pinky Nesbit (1952-54) 176
9	Rex Procter (1949-50) 170

SEASON

1	Dan Dawson (2000) 206
2	Sean Washington (1992) 153
3	Rex Procter (1950) 150
4	Nathan Bennett (1993) 123
5	Bruce Henley (1971) 109
6	Larry Brune (1975) 104
7	Jason Hebert (1999) 103
8	Brian Patterson (1983) 102
9	Pinky Nesbit (1953) 94

GAME

1	Dan Dawson vs. SMU (N 4, 2000) 113
---	------------------------------------

LONGEST RETURN

1	Preston Anderson at Georgia Tech (S 30, 1972) 99
2	W.E. Brown vs. TCU (O 30, 1915) 92
3	Larry Brune at Houston (S 13, 1975) 86
4	Brian Patterson vs. Texas A&M (O 22, 1983) 85

Rice Individual Records

SCORING & SPECIAL TEAMS

SCORING

TOTAL POINTS

CAREER

1	Jarett Dillard (2005-08)	360
2	Chris Boswell (2010-13)	359
3	Trevor Cobb (1989-92)	260
4	Clark Fangmeier (2006-09)	254
5	Charles Ross (2009-13)	216
6	Robbie Beck (2000-03)	210
7	Brennan Landry (2002-05)	184
8	Derek Crabtree (1998-2001)	167
9	Chase Clement (2005-08)	162
10	Froggy Williams (1946-49)	156
	Darik Dillard (2013-16)	156

SEASON

1	Jarett Dillard (2006)	126
2	Jarett Dillard (2008)	120
3	James Casey (2008)	116
4	Chris Boswell (2012)	114
5	Benji Wood (1997)	96
6	Trevor Cobb (1992)	92
	Charles Ross (2013)	92
8	Clark Fangmeier (2008)	91
9	Chris Boswell (2013)	89
10	Trevor Cobb (1991)	84
	Jarett Dillard (2007)	84

GAME

1	Griff Vance vs. SMU (N 17, 1916)	36 (6 TDs)
2	Butch Blume at Texas Tech (N 4, 1961)	30
		(4 TDs, 6 PATs)

TOUCHDOWNS

CAREER

1	Jarett Dillard (2005-08)	60
2	Trevor Cobb (1989-92)	43
3	Charles Ross (2009-13)	36
4	Robbie Beck (2000-03)	35
5	James Casey (2007-08)	28
6	Chase Clement (2005-08)	26
	Darik Dillard (2013-16)	26
8	Chad Nelson (1994-97)	24
9	Ed Bailey (2001-04)	23
10	Dicky Maegle (1952-54)	22
	Benji Wood (1996-97)	22

SEASON

1	Jarett Dillard (2006)	21
2	Jarett Dillard (2008)	20
3	James Casey (2008)	19
4	Benji Wood (1997)	16
	Charles Ross (2013)	16
6	Trevor Cobb (1992)	15
7	Trevor Cobb (1991)	14
	Jarett Dillard (2007)	14
9	Ed Bailey (2004)	13
	Chase Clement (2008)	13

GAME

1	Griff Vance vs. SMU (N 17, 1916)	6
2	Charles Ross vs. Louisiana Tech (N 16, 2013)	5
3	Dicky Maegle vs. Cornell (O 2, 1954)	4
	Butch Blume at Texas Tech (N 4, 1961)	4
	Lester Lehman vs. Baylor (D 2, 1967)	4
	Donald Hollas vs. Texas Tech (O 20, 1990)	4
	Benji Wood at Tulane (S 13, 1997)	4
	Robbie Beck at Fresno State (O 25, 2003)	4
	Ed Bailey vs. SMU (O 9, 2004)	4
	Jarett Dillard vs. North Texas (S 27, 2008)	4
	Jeremy Eddington vs. East Carolina (N 20, 2010)	4
	Nahshon Ellerbe vs. Southern Miss (O 11, 2017)	4

KICKING

FIELD GOALS ATTEMPTED

CAREER

1	Chris Boswell (2010-13)	88
2	Mark Williams (1970-72)	57
3	Clark Fangmeier (2006-09)	48
4	James Hamrick (1983-85)	47
5	Brennan Landry (2002-05)	40
6	Clint Parsons (1987-90)	36
	Haden Tobola (2015-18)	36
8	Derek Crabtree (1998-2001)	33
9	Alan Pringle (1973-74)	27

SEASON

1	Chris Boswell (2012)	29
2	Mark Williams (1972)	27
3	Mark Williams (1971)	22
	James Hamrick (1985)	22

FIELD GOALS MADE

CAREER

1	Chris Boswell (2010-13)	65
2	James Hamrick (1983-85)	33
3	Mark Williams (1970-72)	30
4	Clark Fangmeier (2006-09)	28
5	Derek Crabtree (1998-2001)	27
6	Haden Tobola (2015-18)	26
7	Clint Parsons (1987-90)	24
8	Brennan Landry (2002-05)	22
9	Alan Pringle (1973-74)	19
10	Darrell Richardson (1991-92)	14

SEASON

1	Chris Boswell (2012)	23
2	James Hamrick (1985)	17
	Chris Boswell (2011)	17
4	Mark Williams (1972)	15
5	Chris Boswell (2013)	14
6	Mark Williams (1971)	13
	Clint Parsons (1990)	13
8	Alan Pringle (1973)	12
	Matt Huelsman (1994)	12
10	James Hamrick (1984)	11
	Chris Boswell (2010)	11

GAME

1	Chris Boswell vs. SMU (N 17, 2012)	5
2	Joel Baxter vs. TCU (O 10, 1981)	4
	Matt Huelsman at TCU (O 29, 1994)	4
	Chris Boswell at North Texas (S 11, 1994)	4
	Chris Boswell at Kansas (S 8, 2012)	4
6	James Hamrick at Texas (O 5, 1985)	3
	James Hamrick at Texas Tech (O 19, 1985)	3
	James Hamrick vs. Arkansas (N 2, 1985)	3
	Clint Parsons at Notre Dame (N 5, 1988)	3
	Sammy Hartman vs. TCU (O 14, 1989)	3
	Johnny Bagwell vs. Houston (N 26, 1993)	3
	Derek Crabtree at Air Force (N 21, 1998)	3
	Luke Juist at Tulsa (O 30, 2004)	3

FIELD GOAL PERCENTAGE

CAREER (Minimum 20 Attempts)

1	Derek Crabtree (1998-2001)	81.8 (27-33)
2	Chris Boswell (2010-13)	73.9 (65-88)
3	Haden Tobola (2015-18)	72.2 (26-36)
4	Alan Pringle (1973-74)	70.4 (19-27)
5	James Hamrick (1983-86)	70.2 (33-47)
6	Clint Parsons (1987-90)	66.7 (24-36)
7	Darrell Richardson (1991-92)	63.6 (14-22)

SEASON (Minimum 9 Attempts)

1	Haden Tobola (2018)	90.9 (10-11)
2	Derek Crabtree (1999)	88.9 (8-9)
3	Clint Parsons (1990)	86.7 (13-15)
4	Chris Boswell (2011)	81.0 (17-21)
5	Alan Pringle (1973)	80.0 (12-15)
	Alvaro Arenas (1975)	80.0 (8-10)
	Chris Barnes (2019)	80.0 (8-10)
8	Chris Boswell (2012)	79.3 (23-29)
9	James Hamrick (1985)	77.3 (17-22)
10	Joel Baxter (1981)	75.0 (9-12)

LONGEST FIELD GOALS

(50 Yards or More)

1	James Hamrick at Texas Tech (O 19, 1985)	57
	Chris Boswell at Louisiana Tech (S 15, 2012)	57
3	Chris Boswell vs. SMU (N 17, 2012)	56
	Chris Boswell vs. Kansas (S 14, 2013)	56
5	James Hamrick at SMU (N 5, 1983)	55
6	James Hamrick at Air Force (S 21, 1985)	54
	Chris Boswell vs. Tulane (N 19, 2011)	54
8	Joel Baxter vs. Baylor (N 13, 1982)	53
	James Hamrick at Texas (O 5, 1985)	53
	Luke Juist vs. Navy (O 22, 2005)	53
	Chris Boswell vs. UCLA (A 30, 2012)	53
	Chris Boswell vs. SMU (N 17, 2012)	53
13	Robert Hubble vs. LSU (S 27, 1980)	52
	Mike Ruff at Texas Tech (O 21, 1995)	52
	Scott Grimes at Houston (S 4, 1999)	52
	Derek Crabtree at SMU (N 24, 2001)	52
17	James Hamrick at Houston (D 1, 1984)	51
	Glen Ray Hines at Indiana (S 12, 1987)	51
	Chris Boswell at Houston (O 27, 2011)	51
	Chris Boswell vs. Tulane (N 19, 2011)	51
	Chris Boswell vs. SMU (N 17, 2012)	51
	Chris Boswell at UTEP (N 24, 2012)	51
	Haden Tobola at LSU (N 17, 2018)	51
24	Max Webb vs. TCU (N 19, 1960)	50
	Chris Boswell at North Texas (S 11, 2010)	50
	Chris Boswell at North Texas (S 11, 2010)	50
	Chris Boswell at New Mexic St. (O 19, 2013)	50

PATs ATTEMPTED

CAREER

1	Clark Fangmeier (2006-09)	181
2	Chris Boswell (2010-13)	172
3	Brennan Landry (2002-05)	124
4	Derek Crabtree (1998-2001)	89
5 (*)	Froggy Williams (1946-49)	75
6	Darrell Richardson (1991-92)	65
	Haden Tobola (2015-18)	65
8	Wes Hansen (1976-79)	62
9	Mike Ruff (1994-96)	55
10	Scott Grimes (1996-99)	53

(*) - PAT attempts unavailable. PATs Made Only included.

SEASON

1	Clark Fangmeier (2008)	73
2	Chris Boswell (2013)	49
3	Clark Fangmeier (2007)	47
	Chris Boswell (2012)	47
5	Chris Boswell (2010)	44
6	Scott Grimes (1997)	39
7	Mike Ruff (1996)	36
8	Darrell Richardson (1992)	35
	Johnny Bagwell (1993)	35
	Clark Fangmeier (2006)	35

Rice Individual Records

SPECIAL TEAMS

KICKING

PATs MADE

CAREER

1	Clark Fangmeier (2006-09)	179
2	Chris Boswell (2010-13)	164
3	Brennan Landry (2002-05)	118
4	Derek Crabtree (1998-2001)	86
5	Froggy Williams (1946-49)	75
6	Darrell Richardson (1991-92)	62
7	Haden Tzobola (2015-18)	61
8	Wes Hansen (1976-79)	58
9	Mike Ruff (1994-96)	55
10	Mark Williams (1970-72)	49

SEASON

1	Clark Fangmeier (2008)	73
2	Chris Boswell (2013)	47
3	Clark Fangmeier (2007)	46
4	Chris Boswell (2012)	45
5	Chris Boswell (2010)	41
6	Mike Ruff (1996)	36
7	Johnny Bagwell (1993)	35
	Clark Fangmeier (2006)	35
9	Darrell Richardson (1992)	34
10	Brennan Landry (2003)	34

GAME

1	Clark Fangmeier vs. North Texas (S 27, 2008)	11
2	Derek Crabtree vs. Tulsa (N 10, 2001)	8
	Clark Fangmeier vs. UTEP (N 3, 2007)	8
	Clark Fangmeier vs. SMU (A 29, 2008)	8
	Clark Fangmeier vs. Houston (N 29, 2008)	8
	Chris Boswell vs. East Carolina (N 20, 2010)	8
	Haden Tobola vs. Prairie View A&M (O 22, 2016)	8
8	Johnny Bagwell vs. Iowa State (S 25, 1993)	7
	Derek Crabtree vs. San Jose State (O 16, 1999)	7
	Brennan Landry vs. Nevada (N 1, 2003)	7
	Brennan Landry at Louisiana Tech (N 27, 2003)	7
	Brennan Landry at San Jose State (O 2, 2004)	7
	Clark Fangmeier at UTEP (N 1, 2008)	7
	Chris Boswell vs. Louisiana Tech (N 16, 2013)	7

PUNTING

PUNTS

CAREER

1	Dale Walters (1980-83)	287
2	Huey Keeney (1945-48)	236
3	Travis Hale (1999-2002)	231
4	Kyle Martens (2008-11)	230
5	Mike Landrum (1973-75)	228
6	Tucker Phillips (1992-96)	220
7	Steve Gleaves (1977-79)	217
8	Jack Fox (2015-18)	212
9	Kosse Johnson (1951-53)	205

SEASON

1	Steve Gleaves (1977)	86
2	Mike Landrum (1973)	84
3	Bucky Allshouse (1969)	83
4	Kosse Johnson (1951)	82
	Kosse Johnson (1952)	82
	Dale Walters (1983)	82

GAME

1	Kosse Johnson at TCU (N 24, 1951)	12
	Kosse Johnson vs. LSU (O 4, 1952)	12
	Bucky Allshouse vs. LSU (S 27, 1969)	12
	Bucky Allshouse at Texas (O 25, 1969)	12
	Bobby Schrader vs. Houston, (D 2, 1989)	12
	Jack Fox vs. UAB (O 13, 2018)	12

YARDS

CAREER

1	Dale Walters (1980-83)	11,242
2	Kyle Martens (2008-11)	9,890
3	Travis Hale (1999-2002)	9,387
4	Jack Fox (2015-18)	9,207
5	Mike Landrum (1973-75)	9,043
6	Tucker Phillips (1992-96)	9,002
7	Huey Keeney (1945-48)	8,949
8	Steve Gleaves (1977-79)	8,506
9	James Farrimond (2012-15)	8,386
10	Jared Scruggs (2003-06)	8,276

SEASON

1	Jack Fox (2018)	3,636
2	Dale Walters (1983)	3,452
3	Kyle Martens (2011)	3,403
4	Mike Landrum (1973)	3,323
5	Steve Gleaves (1977)	3,296
6	Bucky Allshouse (1969)	3,182
7	Kosse Johnson (1951)	3,056

PUNTING AVERAGE

CAREER

1	Jack Fox (2015-18)	43.4
2	Kyle Martens (2008-11)	43.0
3	James Farrimond (2012-15)	42.4
4	Jared Scruggs (2003-06)	41.4
5	Tucker Phillips (1992-96)	40.9
6	Travis Hale (1999-2002)	40.6
7	Steve Kidd (1983-86)	40.4
8	Mark Williams (1970-72)	40.0
9	Mike Landrum (1973-75)	39.7
10	Steve Gleaves (1977-79)	39.20

SEASON

1	Kyle Martens (2010)	45.98
2	Steve Kidd (1985)	45.94
3	Tucker Phillips (1996)	45.91
4	Jared Scruggs (2003)	45.90
5	Jack Fox (2018)	45.5
6	Chris Barnes (2019)	44.8
7	Jack Fox (2017)	44.21
8	Mark Bundage (2009)	44.19
9	Tucker Phillips (1995)	43.6
	Kyle Martens (2009)	43.6
	Kyle Martens (2011)	43.6

GAME (Minimum 5 Attempts)

1	Jared Scruggs vs. Tulsa (N 8, 2003)	52.4
2	Tucker Phillips at BYU (N 9, 1996)	51.4
3	James Farrimond at UTEP (N 6, 2015)	51.2
4	Kyle Martens vs. Purdue (S 9, 2011)	50.1
5	Kyle Martens vs. Tulsa (O 3, 2009)	50.0
	Kyle Martens vs. Northwestern (S 18, 2010)	50.0
7	Steve Kidd at Texas (O 5, 1985)	49.7
	Jared Scruggs vs. UTEP (O 29, 2005)	49.7
9	Travis Hale at Boise State (N 9, 2002)	49.6
10	Huey Keeney vs. Baylor (N 30, 1946)	49.4

LONGEST PUNTS

1	Dale Walters vs. Arkansas (O 31, 1981)	84
2	Tommy Lewis at Texas A&M (O 23, 1976)	80
	Dale Walters at Arkansas (O 30, 1982)	80
	Clint Parsons at TCU (O 13, 1990)	80

Rice Year-by-Year Leaders

RUSHING

YEAR	PLAYER	ATT.	YARDS	AVG.	TD	LP
1951	Teddy Riggs	114	639	5.6	4	—
1952	Kosse Johnson	108	592	5.5	-	—
1953	Kosse Johnson (*)	187	944	5.1	-	—
1954	Dicky Maegle (*)	144	905	6.3	11	—
1955	Jerry Hall	55	255	4.6	1	—
1956	Raymond Chilton	92	405	4.4	2	—
1957	King Hill	90	446	5.0	5	—
1958	Pat Bailey	63	342	5.4	2	—
1959	Bill Bucek	117	511	4.3	4	—
1960	Robert Wayt	83	392	4.7	2	21
1961	Roland Jackson	88	415	4.4	5	18
1962	Paul Piper	85	387	4.5	3	—
1963	Paul Piper	128	475	3.7	3	—
1964	Gene Fleming	103	395	3.8	1	81
1965	Lester Lehman	101	422	4.2	1	—
1966	Robby Shelton	150	607	4.1	6	51
1967	Terry Shelton	133	651	4.9	5	42
1968	Terry Conley	182	681	3.8	8	20
1969	Mike Spruill	101	440	4.4	8	64
1970	Stahle Vincent	91	453	5.0	1	55
1971	Stahle Vincent	243	945	3.9	3	53
1972	Gary Ferguson	160	639	4.0	1	37
1973	Gary Ferguson	99	385	3.9	1	21
1974	Gary Ferguson	117	417	3.8	1	30
1975	John Coleman	172	782	4.6	3	22
1976	James Sykes	100	435	4.4	5	39
1977	Earl Cooper	135	598	4.4	7	—
1978	Earl Cooper	95	350	3.7	3	24
1979	Earl Cooper	146	536	3.7	5	70
1980	Calvin Fance	192	730	3.8	4	35
1981	Tim Sanders	116	408	3.5	0	15
1982	Tim Sanders	111	379	3.4	0	16
1983	Kevin Trigg	198	579	2.9	3	29
1984	Larry Collins	88	358	4.1	1	16
1985	Antonio Brinkley	168	860	5.1	4	73
1986	Marc Scott	94	325	3.5	2	23
1987	Lorenzo Cyphers	170	751	4.4	5	48
1988	Lorenzo Cyphers	163	516	3.2	3	16
1989	Trevor Cobb	169	545	3.2	3	32
1990	Trevor Cobb	283	1325	4.7	10	62
1991	Trevor Cobb (*)	360	1692	4.7	14	79
1992	Trevor Cobb (*)	279	1386	5.0	11	64
1993	Yoncy Edmonds	199	941	4.7	7	50
1994	Spencer George	185	804	4.3	4	54
1995	Yoncy Edmonds	84	490	5.8	2	75
1996	Chad Nelson	128	801	6.3	11	56
1997	Michael Perry (^)	162	1034	6.4	10	66
1998	Chad Richardson	181	746	4.1	6	60
1999	Chad Richardson	203	831	4.1	11	60
2000	Jamie Tyler	95	400	4.2	5	39
2001	Kyle Herm	205	897	4.4	11	42
2002	Robbie Beck	120	601	5.0	8	47
2003	Thomas Lott	98	714	7.3	3	49
2004	Ed Bailey	208	1021	4.9	12	41
2005	Quinton Smith	140	902	6.4	5	58
2006	Quinton Smith	211	1096	5.2	10	69
2007	Chase Clement	144	535	3.7	8	59
2008	C.J. Ugokwe	167	809	4.8	2	47
2009	Charles Ross	97	491	5.1	11	54
2010	Sam McGuffie	197	883	4.5	6	50
2011	Tyler Smith	155	860	5.5	5	97#
2012	Charles Ross	147	800	5.4	5	64
2013	Charles Ross	211	1280	6.1	15+	48
2014	Jowan Davis	245	956	3.9	6	54
2015	Darik Dillard	135	698	5.2	5	34
2016	Samuel Stewart	76	479	6.3	3	42
2017	Nahshon Ellerbe	85	437	4.8	6	26
2018	Austin Walter	133	564	4.2	4	65
2019	Aston Walter	145	771	5.3	8	64
2020	Khalan Griffin	72	249	3.5	0	20

(*) Led SWC in rushing; (^) Led WAC in rushing
(#) School and C-USA Record

PASSING

YEAR	PLAYER	COMP.-ATT.	PCT.	YDS.	TD-INT.	LP
1951	Dan Drake	51-109	48.8	859	11-9	—
1952	Dan Drake	49-129	38.0	630	4-9	—
1953	Leroy Fenstemaker	21-58	36.2	328	0-3	—
1954	Pinky Nisbet	37-62	59.7	419	3-4	—
1955	Pinky Nisbet	25-49	51.0	339	1-4	—
1956	Frank Ryan	60-109	55.0	704	4-7	—
1957	King Hill	44-82	53.7	798	4-5	—
1958	Alvin Hartman	22-51	43.1	429	5-5	—
1959	Bill Bucek	20-55	36.4	259	1-4	—
1960	Billy Cox	45-80	56.3	510	3-7	—
1961	Randall Kerbow	37-79	46.8	505	3-6	—
1962	Randall Kerbow	53-143	37.1	703	7-14	—
1963	Walter McReynolds	53-117	45.3	728	7-7	65
1964	Walter McReynolds	58-111	52.2	675	8-8	34
1965	David Ferguson	44-109	40.4	584	1-7	—
1966	Robert Hailey	72-149	48.3	859	2-12	42
1967	Robert Hailey	111-222	50.0	1437	6-16	—
1968	Robby Shelton	53-109	48.6	594	2-10	—
1969	Stahle Vincent	51-100	51.0	556	3-7	—
1970	Philip Wood	39-112	34.8	489	5-9	—
1971	Bruce Gadd	87-180	48.3	1061	6-18	53
1972	Bruce Gadd (*)	171-323	52.6	2075	11-22	37
1973	Tommy Kramer	58-139	41.7	705	2-7	53
1974	Tommy Kramer	67-170	39.4	857	6-10	55
1975	Tommy Kramer (*)	113-226	50.0	1328	8-16	41
1976	Tommy Kramer (^)	269-501	53.7	3317	21-19	80
1977	Randy Hertel	156-356	43.8	1620	9-24	—
1978	Randy Hertel	156-279	55.9	1677	12-11	—
1979	Randy Hertel (*)	147-294	50.0	1652	7-24	68
1980	Randy Hertel	102-192	53.1	1212	10-9	41
1981	Michael Calhoun	98-233	42.1	1480	21-15	45
1982	Doug Johnson	79-162	48.8	936	6-14	45
1983	Philip Money	97-197	49.2	1131	4-11	42
1984	Kerry Overton (*)	117-271	43.2	1593	7-16	75
1985	Mark Comalander	100-182	55.0	1232	7-6	63
1986	Mark Comalander	116-219	53.0	1430	8-15	80
1987	Mark Comalander	102-214	47.7	1191	7-13	53
1988	Quentis Roper	135-271	49.8	1607	7-9	63
1989	Donald Hollas	156-276	56.5	1815	5-9	53
1990	Donald Hollas	151-265	57.0	1808	8-18	62
1991	Greg Willig	75-141	53.2	974	5-5	46
1992	Bert Emanuel	94-180	52.2	1558	11-6	80
1993	Bert Emanuel	118-204	57.8	1521	12-4	69
1994	Josh LaRocca	65-130	50.0	806	9-8	47
1995	Josh LaRocca	59-118	50.0	807	4-5	77
1996	Chad Richardson	9-43	20.9	259	2-1	69
1997	Chad Nelson	20-50	40.0	526	2-3	76
1998	Chad Richardson	34-91	37.4	598	2-3	52
1999	Chad Richardson	36-88	41.9	563	7-5	39
2000	Ben Wulf	30-66	45.5	449	4-3	68
2001	Kyle Herm	72-142	50.7	1121	8-2	64
2002	Kyle Herm	42-86	48.8	685	4-3	69
2003	Greg Henderson	37-81	45.7	485	2-7	69
2004	Greg Henderson	33-76	43.4	487	3-8	55
2005	Chase Clement	53-124	42.7	582	5-6	51
2006	Chase Clement	153-265	57.7	1707	21-5	80
2007	Chase Clement	300-508	59.1	3277	29-16	61
2008	Chase Clement	326-490	66.5	4119	44-7	80
2009	Nick Fanuzzi	162-270	60.0	1598	11-8	80
2010	Nick Fanuzzi	151-241	62.7	1681	11-9	59
2011	Nick Fanuzzi	112-193	58.0	1123	7-2	67
2012	Taylor McHargue	194-325	59.7	2209	12-5	50
2013	Taylor McHargue	169-324	52.2	2345	17-8	75
2014	Driphus Jackson	191-331	57.7	2842	24-8	88
2015	Driphus Jackson	185-316	58.5	2348	18-7	60
2016	Tyler Stehling	194-316	61.4	2049	12-7	64
2017	Jackson Tyner	46-97	47.4	598	2-5	70
2018	Shawn Stankavage	124-219	56.6	1328	10-10	68
2019	Tom Stewart	92-153	60.1	1054	8-2	45
2020	Mike Collins	53-86	61.6	802	10-1	72

(*) Led SWC and NCAA in passing; (^) Led SWC in passing

RECEIVING

YEAR	PLAYER	REC.	YDS.	AVG.	TD	LP
1951	Bill Howton	33	747	22.6	7	—
1952	Jack Day	20	301	15.0	-	—
1953	Dan Hart	15	239	15.9	1	—
1954	Dicky Maegle	18	198	11.0	0	—
1955	Marshall Crawford	11	172	15.6	1	—
1956	Buddy Dial	21	357	17.0	5	—
1957	Buddy Dial (*)	21	508	24.2	4	—
1958	Buddy Dial	19	264	13.9	4	—
1959	Thomas Stellman	7	108	15.4	0	—
	Bill Bucek	7	69	9.9	1	—
1960	Johnny Burrell	20	266	13.3	3	30
1961	Johnny Burrell	7	133	19.0	1	34
1962	Gene Raesz	29	363	12.5	2	—
1963	Jerry Kelley	17	225	13.2	3	—
	John Sylvester	15	251	16.7	2	—
1964	Billy Hale	14	170	12.1	1	—
1965	Tommy Tyner	27	295	10.9	1	20
1966	Glen Hine	29	323	11.1	1	28
1967	Larry Davis	54	708	13.1	-	38
1968	Larry Davis	31	410	13.2	4	39
1969	Bob Brown	35	375	10.7	3	46
1970	Macon Hughes	13	116	8.9	1	—
	Mike Phillips	12	192	16.0	0	—
1971	Gary Butler	27	397	14.7	2	52
1972	Gary Butler (*)	45	708	15.7	1	34
1973	Ed Lofton	39	534	13.7	3	53
1974	Ed Lofton (*)	42	483	11.5	2	56
1975	Ed Lofton	31	261	8.4	0	33
	Kenneth Roy	26	351	13.5	2	41
1976	James Sykes (*)	76	653	8.6	2	80
	David Houser	52	931	17.8	5	52
1977	David Houser	55	795	14.5	5	—
1978	Doug Cunningham	39	430	11.0	1	44
	David Houser	38	481	12.7	7	41
1979	Earl Cooper (*)	47	463	9.9	2	68
1980	Robert Hubble	38	482	12.7	2	24
1981	Hosea Fortune	29	489	16.9	6	39
1982	Melvin Robinson	34	584	17.2	1	54
1983	Ricky Askew	25	337	13.5	0	28
1984	Melvin Robinson	46	593	12.9	3	34
1985	Darrick Wells	36	612	17.0	5	67
1986	Kenny Major	38	409	10.8	3	39
1987	Lorenzo Cyphers	31	187	6.0	1	28
	Mike Boudousquie	30	394	13.1	1	40
1988	Mike Boudousquie	38	657	17.3	4	63
1989	Eric Henley	81	900	11.1	5	53
1990	Eric Henley	48	607	12.7	5	38
1991	Eric Henley	31	410	13.2	4	27
1992	Louis Balady	31	552	17.8	4	80
1993	Jimmy Lee	36	365	10.1	2	25
	Ed Howard	32	431	13.5	3	69
1994	Ed Howard	19	315	16.6	6	47
1995	Jeff Venghaus	2				

Rice Year-by-Year Leaders

TACKLES

YEAR	PLAYER	PRIMARY	ASSIST	TOTAL
1974	Randy Piel	83	48	131
1975	Larry Brune	64	44	108
1976	NA			
1977	NA			
1978	NA			
1979	Lamont Jefferson	51	55	106
1980	Robert Williamson	131	65	196
1981	Dan Foster	68	42	110
	Richard Gray	67	43	110
1982	Wayne Harpold	88	48	136
1983	Joel Rios	47	35	82
1984	Danny Burgess	51	38	89
1985	Danny Burgess	52	43	95
1986	Danny Burgess	73	36	109
1987	Kyle Falk	64	19	83
1988	O.J. Brigance	90	38	128
1989	O.J. Brigance	58	46	104
1990	O.J. Brigance	49	60	109
1991	Tony Barker	78	49	127
1992	Emmett Waldron	38	64	102
1993	Emmett Waldron	67	36	103
1994	Joe Davis	79	34	113
1995	Larry Izzo	80	41	121
1996	Thomas Benford	59	20	79
1997	Rashad Reynolds	60	23	83
1998	Dan Dawson	52	29	81
1999	Jason Hebert	53	30	83
2000	Dan Dawson	33	55	88
	Rashard Pittman	25	63	88
2001	Jason Hebert	68	35	103
2002	Jeff Vanover	59	33	92
2003	Terry Holley	68	24	92
2004	Adam Herrin	51	23	74
2005	John Syptak	42	30	72
2006	Brian Raines	85	33	118
2007	Andrew Sendejo	73	34	107
2008	Andrew Sendejo	61	33	94
2009	Travis Bradshaw	90	31	121
2010	Corey Frazier	61	22	83
2011	Cameron Nwosu	58	50	108
2012	Paul Porras	64	29	93
2013	Michael Kutzler	52	44	96
2014	Alex Lyons	44	27	71
2015	Alex Lyons	39	38	77
2016	Emmanuel Ellerbee	70	48	118
2017	Emmanuel Ellerbee	68	52	120
2018	George Nyakwol	41	26	67
2019	Blaze Alldredge	55	47	102
2020	Blaze Alldredge	21	26	47

TOTAL OFFENSE

YEAR	PLAYER	RUSH	PASS	YARDS	G/AVG.
1951	Dan Drake	-151	859	708	70.8
1952	Kosse Johnson	592	11	603	60.3
1953	Kosse Johnson	944	1	945	94.5
1954	Dicky Maegle	905	0	905	90.5
1955	Pinky Nisbet	83	339	422	42.2
1956	Frank Ryan	101	704	805	80.5
1957	*King Hill	446	78	1244	124.4
1958	Alvin Hartman	85	429	514	51.4
1959	Bill Bucek	511	259	770	77.0
1960	Billy Cox	106	510	616	61.6
1961	Randall Kerbow	249	505	754	75.4
1962	Randall Kerbow	27	703	730	73.0
1963	Walter McReynolds	81	728	809	80.9
1964	Walter McReynolds	37	675	712	71.2
1965	David Ferguson	408	584	992	99.2
1966	Robby Shelton	607	328	935	93.5
1967	Robert Hailey	8	1437	1445	144.5
1968	Robby Shelton	479	594	1073	107.3
1969	Stahle Vincent	277	556	833	83.3
1970	Philip Wood	356	489	845	84.5
1971	Stahle Vincent	945	38	983	89.4
1972	Bruce Gadd (*)	-74	2075	2001	181.9
1973	Tommy Kramer	4	705	709	64.5
1974	Tommy Kramer	-37	847	810	73.6
1975	Tommy Kramer (*)	217	1328	1545	140.5
1976	Tommy Kramer (^)	-45	3317	3272	297.5
1977	Randy Hertel	-159	1620	1461	132.8
1978	Randy Hertel	-58	1677	1619	147.2
1979	Randy Hertel	-195	1652	1457	132.5
1980	Randy Hertel	-8	1212	1204	120.4
1981	Michael Calhoun	338	1480	1818	165.3
1982	Doug Johnson	72	936	1008	168.0
1983	Philip Money	-33	1131	1098	99.8
1984	Kerry Overton	27	1593	1620	147.3
1985	Mark Comalander	-76	1232	1156	192.7
1986	Mark Comalander	-47	1430	1383	125.7
1987	Quentis Roper	306	884	1190	108.2
1988	Quentis Roper	315	1607	1922	174.7
1989	Donald Hollas	431	1815	2246	249.6
1990	Donald Hollas	195	1808	2003	182.1
1991	Trevor Cobb	1692	0	1692	153.8
1992	Bert Emanuel	680	1558	2238	203.5
1993	Bert Emanuel	476	1521	1997	181.6
1994	Josh LaRocca	323	806	1129	112.9
1995	Josh LaRocca	198	807	1005	143.6
1996	Chad Nelson	801	257	1058	96.2
1997	Chad Nelson	953	526	1479	134.5
1998	Chad Richardson	746	598	1344	134.4
1999	Chad Richardson	831	563	1394	126.7
2000	Corey Evans	395	271	666	83.2
2001	Kyle Herm	897	1121	2018	168.2
2002	Kyle Herm	416	685	1101	100.1
2003	Greg Henderson	615	485	1100	100.0
2004	Greg Henderson	566	487	1053	117.0
2005	Joel Armstrong	555	554	1109	100.8
2006	Chase Clement	481	1707	2188	273.5
2007	Chase Clement	535	3377	3912	326.0
2008	Chase Clement	693	4119	4812	370.2
2009	Nick Fanuzzi	-1	1598	1597	159.7
2010	Nick Fanuzzi	13	1681	1694	169.4
2011	Taylor McHargue	124	1072	1196	132.9
2012	Taylor McHargue	667	2209	2876	239.7
2013	Taylor McHargue	464	2345	2809	200.6
2014	Driphus Jackson	401	2842	3243	249.5
2015	Driphus Jackson	167	2348	2515	209.6
2016	Tyler Stehling	309	2049	2358	214.4
2017	Miklo Smalls	308	623	931	155.2
2018	Shawn Stankavage	47	1328	1375	137.5
2019	Tom Stewart	35	1054	1089	108.9
2020	Mike Collins	-25	802	777	259.0

(*) Led NCAA and SWC in total offense; (^) Led SWC in total offense

ALL-PURPOSE YARDS

YEAR	PLAYER	YARDS	RUSH	REC.	RET.	PLAYS
1953	Kosse Johnson	1316	944	129	243	202
1954	Dicky Maegle	1512	905	198	409	183
1955	Jerry Hall	360	255	3	102	67
1956	Raymond Chilton	516	405	63	48	101
1957	King Hill	529	446	0	83	97
1958	Gordon Speer	491	241	91	159	77
1959	Bill Bucek	737	511	69	157	135
1960	Bob Wayt	739	392	132	215	113
1961	Butch Blume	653	308	77	268	82
1962	Ronnie Graham	743	202	66	475	90
1963	Gene Fleming	988	270	85	633	101
1964	Gene Fleming	748	395	87	266	125
1965	Chuck Latourette	1005	408	138	459	130
1966	L.V. Benningfield	831	597	71	163	148
1967	Terry Shelton	820	651	146	23	145
1968	Tony Conley	757	681	76	0	190
1969	Mike Spruill	561	440	44	77	107
1970	Macon Hughes	655	79	116	460	45
1971	Stahle Vincent	1041	945	96	0	260
1972	Gary Ferguson	861	639	191	31	186
1973	James Sykes	819	204	12	603	62
1974	James Sykes	555	246	17	292	79
1975	John Coleman	861	782	79	0	179
1976	James Sykes (*)	1550	435	653	462	194
1977	David Houser	801	0	795	6	56
1978	Earl Cooper	959	350	210	399	140
1979	Earl Cooper	999	536	463	0	193
1980	Calvin Fance	907	730	177	0	211
1981	Hosea Fortune	489	0	489	0	29
1982	Melvin Robinson	794	11	584	199	53
1983	Kevin Trigg	638	579	39	20	209
1984	Melvin Robinson	706	81	593	32	62
1985	Antonio Brinkley	1299	860	164	275	193
1986	Quentis Roper	1071	230	0	841	115
1987	Lorenzo Cyphers	938	751	187	0	202
1988	Eric Henley	1150	330	283	537	132
1989	Trevor Cobb	1325	545	161	619	226
1990	Trevor Cobb (*)	1674	1325	312	37	321
1991	Trevor Cobb (*)	1844	1692	136	16	375
1992	Trevor Cobb (*)	1669	1386	283	0	301
1993	Yoncy Edmonds	1027	941	86	0	209
1994	Spencer George	936	804	132	0	199
1995	Michael Perry	931	282	53	596	86
1996	Michael Perry	1561	656	9	896	172
1997	Michael Perry (^)	1784	1034	44	706	197
1998	Michael Perry	1306	524	113	669	143
1999	Chad Richardson	831	831	0	0	203
2000	Sean White	577	134	24	396	59
2001	Clint Hatfield	974	361	19	594	94
2002	Robbie Beck	623	601	22	0	121
2003	Thomas Lott	831	714	15	102	109
2004	Ed Bailey	1050	1021	27	2	232
2005	Quinton Smith	942	902	40	0	147
2006	Quinton Smith	1608	1096	410	102	257
2007	Jarett Dillard	1057	0	1057	0	79
2008	James Casey	1682	241	1329	112	182
2009	Shane Turner	901	24	-4	881	49
2010	Sam McGuffie	1277	883	382	0	236
2011	Tyler Smith	1169	860	309	0	194
2012	Charles Ross	898	800	98	0	157
2013	Charles Ross	1317	1280	37	0	216
2014	Jowan Davis	1064	956	108	0	258
2015	Austin Walter	1097	437	8	652	110
2016	Austin Walter	727	343	51	327	97
2017	Austin Walter	697	400	219	78	93
2018	Austin Walter	1580	564	525	491	195
2019	Austin Trammell	1168	13	726	360	91
2020	Jake Bailey	477	16	276	185	34

(*) Led SWC; (^) Led WAC in All-Purpose yards

Rice Year-by-Year Leaders

KICKOFF RETURNS

YEAR	PLAYER	No.	Yds.	AVG.	TD	LP
1953	Kosse Johnson	8	224	28.0	—	—
1954	Morris Stone	7	145	20.7	—	—
1955	Virgil Mutschink	5	116	23.2	—	—
1956	Bobby Williams	8	155	19.4	—	—
1957	Larry Dueitt	5	180	36.0	—	—
1958	Larry Dueitt	7	146	20.9	—	—
1959	Robert Wayt	8	156	19.5	—	—
1960	Robert Wayt	6	158	26.3	—	—
1961	Robert Wayt	9	205	22.8	—	—
1962	Ronnie Graham (*)	20	418	20.9	—	—
1963	Gene Fleming	13	391	30.3	98	—
1964	Gene Fleming	12	201	16.7	—	0
1965	Chuck Latourette	21	459	21.8	76	—
1966	Chuck Latourette	18	297	16.5	31	—
1967	Macon Hughes	14	325	23.2	—	—
1968	Charles Robinson (*)	21	425	20.2	32	0
1969	Dale Bernauer	19	352	10.5	24	0
1970	Macon Hughes (*)	15	460	30.7	—	—
1971	Carl Swierc	12	279	23.3	—	—
1972	Carl Swierc	11	220	20.0	—	—
1973	James Sykes (*)	21	601	28.6	99	1
1974	James Sykes (*)	11	292	26.6	97	1
1975	Ardie Segars	14	237	16.9	34	0
1976	James Sykes (*)	18	462	25.7	98	1
1977	Charlie Taylor (*)	18	412	22.9	—	0
1978	Earl Cooper	21	399	19.0	—	0
1979	Frank Wilson	12	188	15.7	—	0
1980	Alvin Runnells	11	221	20.1	—	0
1981	Melvin Robinson	9	160	17.8	—	0
1982	Vince Courville	26	524	20.2	68	0
1983	Marc Scott	11	182	16.5	35	0
1984	Antonio Brinkley	19	383	20.2	90	1
1985	Antonio Brinkley	12	275	22.9	73	0
1986	Quentis Roper (*)	34	795	23.4	45	0
1987	Quentis Roper	19	438	23.1	39	0
1988	Eric Henley	24	410	17.1	32	0
1989	Trevor Cobb	33	598	18.1	30	0
1990	Nathan Bennett	22	471	21.4	55	0
1991	Nathan Bennett	16	331	20.7	38	0
1992	Donald Allen	17	358	21.1	42	0
1993	Jimmy Lee	16	318	19.9	47	0
1994	Kris Armstrong	11	240	21.8	30	0
1995	Michael Perry	23	421	18.3	31	0
1996	Michael Perry	24	596	24.8	41	0
1997	Michael Perry	31	680	21.9	39	0
1998	Michael Perry	31	669	21.6	45	0
1999	Sean White	19	400	21.1	49	0
2000	Sean White	22	359	16.3	27	0
2001	Clint Hatfield	23	551	24.0	78	0
2002	Sean White	18	359	19.9	39	0
2003	Marcus Battle	16	289	18.1	31	0
2004	Andray Downs	18	437	24.3	53	0
2005	Andray Downs	18	338	18.8	34	0
2006	Mike Falco	21	461	22.0	45	0
2007	Ja'Corey Shepherd	27	473	17.5	39	0
2008	Ja'Corey Shepherd	41	885	21.6	43	0
2009	Shane Turner	37	881	23.8	52	0
2010	Andy Erickson	27	546	20.9	43	0
2011	Jeremy Eddington	21	435	20.7	41	0
2012	Jeremy Eddington	9	306	34.0	97	1
2013	Malcolm Hill	11	237	21.5	33	0
2014	Brandon Hamilton	16	365	22.8	43	0
2015	Austin Walter	30	652	21.7	74	0
2016	Austin Walter	17	327	19.2	33	0
2017	Austin Trammell	17	332	19.5	38	0
2018	Austin Walter	18	491	27.3	46	0
2019	Austin Trammell	15	299	19.9	33	0
2020	Jake Bailey	7	145	20.7	39	0

(*) Led SWC in kickoff returns

PUNT RETURNS

YEAR	PLAYER	No.	Yds.	AVG.	TD	LP
1951	Horton Nestrsta	21	315	15.0	—	—
1952	Horton Nestrsta (#)	44	526	12.2	—	—
1953	Dicky Maegle	17	194	11.4	—	—
1954	Dicky Maegle (#)	15	293	19.5	—	—
1955	Page Rogers	7	55	7.9	—	—
1956	Dan Shuford	2	53	26.5	—	—
1957	Bobby Williams	8	138	17.3	—	1
1958	Gordon Speer	6	49	8.1	—	—
1959	Gordon Speer (*)	13	178	13.7	—	1
1960	Robert Wayt	9	57	6.3	—	—
	Butch Blume	6	86	14.3	—	—
1961	Butch Blume	14	142	10.1	—	—
1962	Ron Hatfield	11	149	13.5	—	—
1963	Gene Fleming	23	242	10.5	44	—
1964	David Ferguson	34	381	11.2	71	1
1965	Ronnie Cervenka	11	72	6.5	14	—
1966	Chuck Latourette	23	297	12.9	60	1
1967	Ronnie Sollock	15	159	10.6	—	—
1968	Dickie Phillips	9	22	2.4	6	0
1969	Gilbert King	7	17	2.7	13	0
	Philip Wood	4	79	19.8	43	0
1970	Chris Hale	17	146	8.6	—	0
1971	Gilbert King	22	222	10.1	—	—
1972	Bruce Henley	21	263	12.5	—	—
1973	Bruce Henley	18	88	4.9	24	0
1974	David Houser (*)	13	153	11.8	61	0
1975	Gary Cox	8	106	13.3	70	0
1976	David Houser	8	30	3.8	18	0
1977	Cedrick Johnson	12	87	7.3	—	0
1978	David Houser	3	-6	-2.0	—	0
1979	Steve Pasterchick	17	81	4.8	—	0
1980	Mike Firestone	10	35	3.5	—	0
1981	Brian Mica	10	24	2.4	—	0
1982	Melvin Robinson	12	152	12.7	38	0
1983	Melvin Robinson	12	57	4.8	20	0
1984	Todd Jones	15	73	4.9	13	0
1985	Todd Jones	16	84	7.6	12	0
1986	Darrell Goolsby	11	48	4.4	21	0
1987	Darrell Goolsby	11	60	5.5	11	0
1988	Eric Henley	15	127	8.5	24	0
1989	Eric Henley	21	109	5.2	22	0
1990	Eric Henley	21	162	7.7	36	0
1991	Nathan Bennett	16	83	5.2	12	0
1992	Donald Allen	21	252	12.0	40	0
1993	Nathan Bennett	15	83	5.5	46	0
1994	Byron Coston	4	79	19.8	38	0
	Emerson Allen	13	99	7.6	21	0
1995	Michael Perry	19	175	9.2	19	0
1996	Michael Perry	25	300	12.0	67	1
1997	LaD. McCalla	22	194	8.8	84	1
1998	LaD. McCalla	16	178	11.1	52	0
1999	Jason Hebert	16	96	6.0	12	0
2000	Kyle Herm	9	50	5.6	27	0
2001	Dan Dawson	11	58	5.3	13	0
2002	Kevin Ford	15	100	6.7	18	0
2003	Will Galusha	17	116	6.8	22	0
2004	Lance Byrd	12	98	8.2	24	0
2005	Brandon King	14	80	5.7	37	0
2006	Brandon King	13	115	8.8	19	0
2007	Ja'Corey Shepherd	22	120	5.5	20	0
2008	James Casey	14	112	8.0	32	0
2009	Andrew Sendejo	9	129	14.3	47	0
2010	Andy Erickson	8	58	7.2	14	0
2011	Mario Hull	16	163	10.2	8	0
2012	Dennis Parks	13	42	3.2	18	0
2013	Bryce Callahan	18	114	6.3	23	0
2014	Bryce Callahan	10	77	7.7	25	0
2015	Samuel Stewart	9	67	7.4	26	0
2016	Nahshon Ellerbe	8	33	4.1	19	0
2017	Austin Trammell	10	78	7.8	35	0
2018	Austin Trammell	5	18	3.6	19	0
2019	Austin Trammell	14	130	9.3	34	0
2020	Austin Trammell	5	27	5.4	23	0

(*) Led SWC; (#) Led NCAA and SWC in punt returns.

INTERCEPTION RETURNS

YEAR	PLAYER	No.	Yds.	AVG.	TD	LP
1953	Pinky Nisbet	4	94	23.5	—	—
1954	Morris Stone	3	39	13.0	—	—
1955	Jerry Hall	3	28	9.3	—	—
	Pinky Nisbet	2	78	39.0	—	—
1956	Bobby Williams	2	7	3.5	—	—
1957	King Hill	4	49	12.3	—	—
1958	Bill Bucek	5	84	16.8	—	—
1959	Gordon Speer	4	54	13.5	—	—
1960	Butch Blume	2	54	27.0	—	—
1961	Butch Blume (*)	4	94	23.5	—	—
1962	Billy Hale	2	43	21.5	—	—
1963	Gene Fleming	2	45	22.5	—	—
1964	David Ferguson	4	45	11.3	—	—
1965	Ronnie Cervenka	2	10	5.0	—	—
1966	Chuck Latourette	3	68	22.7	—	—
1967	Hugo Hollas	5	62	12.4	—	0
1968	Randy Jinks	3	18	6.0	—	0
1969	David Keys	4	18	4.5	10	0
1970	Chris Hale	5	73	14.6	—	—
1971	Bruce Henley	6	109	18.2	—	—
1972	Bruce Henley (*)	7	88	12.6	—	—
1973	Preston Anderson	4	25	6.3	—	0
1974	Randy Piel	2	15	7.5	15	0
1975	Larry Brune (*)	6	104	17.3	86	1
1976	Ardie Segars	2	26	13.0	26	0
1977	Don Parrish	4	2	0.5	—	0
1978	Michael Downs	5	76	15.2	—	0
1979	Rickey Thomas	2	6	3.0	—	0
1980	Michael Downs	3	58	19.3	—	0
1981	Brian Patterson	4	77	19.3	—	0
1982	Alvin Rettig	4	43	10.8	—	0
1983	Brian Patterson	4	102	25.5	85	1
1984	Dwayne Holmes	5	69	13.8	43	1
1985	Ed Freeny	2	37	18.5	19	0
1986	William McClay	4	37	9.3	32	0
1987	William McClay	3	13	4.3	13	0
1988	Otha Latin	1	25	25.0	25	0
	Terry Thornton	1	5	5.0	5	0
	Everett Coleman	1	0	0.0	0	0
1989	David Griffin	6	10	1.7	10	0
1990	Robert Summerlin	3	26	8.7	19	0
	Greg King	3	0	0.0	0	0
1991	Tony Barker	5	90	18.0	34	0
1992	Sean Washington	4	153	38.3	60	2
1993	Nathan Bennett (*)	6	123	20.5	39	1
1994	Aaron Stanley	1	23	23.0	23	0
	Joe Davis	1	12	12.0	12	0
	Derrick Williams	1	8	8.0	8	0
	Warrick Franklin	1	0	0.0	0	0
	Jeff Sowell	1	0	0.0	0	0
1995	Warrick Franklin	3	25	8.3	22	1
1996	Jason Winship	1	60	60.0	60	1
	LaD. McCalla	1	39	39.0	39	0
	Tony Washington	1	30	30.0	30	0
	Karlon Bedford	1	27	27.0	27	0
	Aaron Stanley	1	17	17.0	17	0
	Warrick Franklin	1	11	11.0	11	0
	Rashad Reynolds	1	0	0.0	0	0
1997	LaD. McCalla	5	81	16.2	37	0
1998	LaD. McCalla	4	44	11.0	27	0
1999	Jason Hebert	4	103	25.8	46	0
2000	Dan Dawson (#)	7	206	29.4	68	1
2001	Jason Hebert	4	0	0.0	0	0
2002	Antwan Shell	2	2	1.0	5	0
	Corey Evans	2	0	0.0	0	0
2003	Terry Holley	2	55	27.5	33	1
	Adam					

Rice Year-by-Year Leaders

	JaCorey Shepherd	2	2	1.0	2	0
2007	Andrew Sendejo	5	92	18.4	30	1
2008	Andrew Sendejo	3	55	18.3	55	1
	Chris Douglas	3	50	16.7	40	1
2009	Jarrett Ben	2	14	7.0	14	0
2010	Travis Bradshaw	2	11	5.5	8	0
2011	Xavier Webb	2	52	26.0	29	0
2012	Paul Porras	2	75	37.5	75	1
	Cameron Nwosu	2	27	13.5	19	0
	Bryce Callahan	2	0	0.0	0	0
	Julius White	2	0	0.0	0	0
2013	Phillip Gaines	4	2	0.5	1	0
2014	Ryan Pollard	2	66	33.0	60	1
	Bryce Callahan	2	43	21.5	28	0
2015	Zach Espinosa	2	37	18.5	37	0
2016	Destri White	1	23	23.0	23	1
	V.J. Banks	1	0	0.0	0	0
	J.T. Blasingame	1	0	0.0	0	0
	Emmanuel Ellerbee	1	0	0.0	0	0
	D' Angelo Ellis	1	0	0.0	0	0
2017	Brandon Douglas-Dotson	1	75	75	0	1
	Cole Thomas	1	5	5.0	5	0
	Justin Bickham	1	0	0.0	0	0
2018	Prudy Calderon	4	67	16.8	32	0
2019	Naeem Smith	2	1	0.5	1	0
	Treshawn Chamberlain	2	0	0.0	0	0
2020	Naeem Smith	1	36	36.0	36	1
	Treshawn Chamberlain	1	21	21.0	21	0
	Blaze Alldredge	1	16	16.0	16	0
	Andrew Bird	1	6	6.0	6	0
	Miles McCord	1	0	0.0	0	0
	Josh Percy	1	0	0.0	0	0

(*) Led SWC; (#) Led WAC in interceptions

SCORING

YEAR	PLAYER	TDs (R-P-RT)	PAT	PAT2	FG	TP
1951	Bill Howton	0-7-0				42
1952	Kosse Johnson	5-0-0				30
1953	Kosse Johnson (*)	10-0-0		2		62
1954	Dicky Maegle (*)	11-0-1				72
1955	Jerry Hall	1-1-1				18
1956	Buddy Dial	0-5-0				30
1957	King Hill (*)	5-0-0	17-22			47
1958	Bill Bucek	1-0-0	12-14		4-7	30
1959	Bill Bucek	4-1-0	2-4		0-3	32
1960	Billy Cox	6-0-0				30
1961	Butch Blume (*)	5-1-0	20-22		6-9	74
1962	Randall Kerbow	2-0-0	15-15		1-2	30
1963	Larry Rice		13-19		4-6	25
1964	Gene Fleming	1-4-0				30
1965	Chuck Latourette	5-0-1				36
1966	Robby Shelton	6-0-0		1		38
1967	Lester Lehman	5-0-0				30
	Terry Shelton	5-0-0				30
1968	Terry Conley	8-0-0				48
1969	Mike Spruill	8-0-0				48
1970	Mark Williams		22-22		2-8	28
1971	Mark Williams		9-10		13-22	48
1972	Mark Williams		18-18		15-27	63
1973	Alan Pringle		14-14		12-15	50
1974	Alan Pringle		8-9		7-12	29
1975	Alvaro Arenas		20-20		8-20	44
1976	Kenneth Roy	0-9-0				54
1977	Earl Cooper	7-1-0		1-1		50
1978	David Houser	0-7-0		1-1		44
1979	Earl Cooper	5-2-0				42
1980	Stanley Sam		20-21		6-12	38
1981	Joel Baxter		16-17		9-12	43
1982	Joel Baxter		14-16		4-7	26
1983	Kevin Trigg	3-0-0		1-1		20
1984	James Hamrick		20-23		11-16	53
1985	James Hamrick		18-20		17-22	69
1986	Darrell Goolsby	0-4-0				24
1987	Glen Ray Hines		19-25		10-17	49
1988	Clint Parsons		14-16		9-17	41
1989	Donald Hollas	7-0-0				42
1990	Donald Hollas	11-0-0				66
1991	Trevor Cobb	14-0-0				84
1992	Trevor Cobb	11-4-0		1-1		92
1993	Johnny Bagwell		35-35		10-16	65
1994	Matt Huelsman		17-18		12-18	53
1995	Mike Ruff		19-19		9-14	46
1996	Chad Nelson	11-0-0				66
1997	Benji Wood (#)	16-0-0				96
1998	Jamie Tyler	8-0-0				48
1999	Chad Richardson	11-0-0		1-2		68
2000	Derek Crabtree		26-28		8-12	50
2001	Kyle Herm	11-0-0				66
2002	Brennan Landry		31-33		8-15	55
2003	Robbie Beck	12-0-0				72
2004	Ed Bailey	12-1-0				78
2005	John Wall	7-0-0				42
2006	Jarett Dillard	0-21-0				126
2007	Jarett Dillard	0-14-0				84
2008	Jarett Dillard	0-20-0				120
2009	Charles Ross	11-0-0				66
2010	Chris Boswell		41-44		11-17	74
2011	Chris Boswell		31-32		17-21	82
2012	Chris Boswell		45-47		23-29	114
2013	Charles Ross	15-1-0				96
2014	Darik Dillard	11-1-0				72
2015	Haden Tobola		28-28		8-13	52
2016	Haden Tobola		31-34		7-11	52
2017	Nahshon Ellerbe	6-0-0				36
2018	Jack Fox		23-23		5-12	38
2019	Aston Walter	8-2-0				60
2020	Austin Trammell	0-6-1				38

(*) Led SWC; (#) Led WAC; (+) Led Conference USA

PUNTING

YEAR	PLAYER	No.	Yds.	Avg.	LP	Blk
1951	Kosse Johnson	82	3056	37.3	—	-
1952	Kosse Johnson	82	2886	35.2	—	3
1953	Kosse Johnson	41	1405	34.3	—	-
1954	Pinky Nisbet	30	1135	37.8	—	-
1955	King Hill (*)	28	1108	39.6	—	-
1956	King Hill	28	972	34.7	—	-
1957	King Hill	29	1042	35.9	—	-
1958	Pat Bailey	31	1192	38.5	—	-
1959	Gordon Speer	32	1199	37.4	—	-
1960	Roland Jackson	22	839	37.6	—	-
1961	Robert Wayt	40	1541	38.5	—	-
1962	Gene Fleming	60	2040	34.0	—	-
1963	Gene Fleming	45	1663	36.9	65	-
1964	Chuck Latourette	71	2682	37.7	—	-
1965	Chuck Latourette	57	2134	37.4	58	-
1966	Chuck Latourette	60	2251	37.5	78	-
1967	Dan Van Winkle	30	1130	37.3	—	-
1968	Dan Van Winkle	25	935	37.4	54	-
1969	Bucky Allshouse	83	3182	38.3	62	-
1970	Bucky Allshouse	57	2090	36.7	—	-
1971	Mark Williams (*)	63	2602	41.3	53	0
1972	Mark Williams (*)	58	2254	38.8	59	-
1973	Mike Landrum	84	3323	39.6	79	0
1974	Mike Landrum	77	2976	38.7	70	1
1975	Mike Landrum	67	2744	41.0	64	0
1976	Tommy Lewis	68	2435	35.8	80	3
1977	Steve Gleaves	86	3296	38.3	—	1
1978	Steve Gleaves	60	2339	39.0	73	0
1979	Steve Gleaves	71	2871	40.4	61	0
1980	Dale Walters	64	2274	35.5	71	1
1981	Dale Walters	78	3045	39.4	84	2
1982	Dale Walters	63	2471	39.2	80	2
1983	Dale Walters	82	3452	42.1	67	1
1984	DeWayne Burnett	47	1845	39.3	59	0
1985	Steve Kidd (*)	55	2527	46.0	67	0
1986	Steve Kidd	56	2072	37.0	63	0
1987	Glen Ray Hines	52	1852	35.6	56	3
1988	Clint Parsons	51	1965	38.5	61	1
1989	Bobby Schrader	63	2366	37.6	55	1
1990	Clint Parsons	52	2148	41.3	80	2
1991	Darrell Richardson	58	2280	39.3	66	0
1992	Darrell Richardson	60	2257	37.6	52	0
1993	Tucker Phillips	57	2050	36.0	55	1
1994	Tucker Phillips	48	1855	38.7	64	0
1995	Tucker Phillips (*)	57	2487	43.6	70	0
1996	Tucker Phillips	53	2433	45.9	62	1
1997	Scott Grimes	45	1796	39.9	63	0
1998	Victor Young	25	962	38.5	65	1
1999	Travis Hale	53	2198	41.5	64	2
2000	Travis Hale (^)	54	2256	41.8	55	0
2001	Travis Hale	66	2581	39.1	77	0
2002	Travis Hale	58	2052	40.6	57	2
2003	Jared Scruggs (^)	51	2341	45.9	73	0
2004	Jared Scruggs	38	1433	37.7	55	1
2005	Jared Scruggs	48	2056	42.8	57	1
2006	Jared Scruggs	63	2444	38.8	61	1
2007	Luke Juist	67	2618	39.1	74	1
2008	Kyle Martens	51	1953	38.3	57	0
2009	Mark Brundage	26	1149	44.2	63	0
	Kyle Martens	48	2094	43.6	63	0
2010	Kyle Martens	52	2391	46.0	71	0
2011	Kyle Martens	78	3403	43.0	65	0
2012	Taylor Cook	39	1419	36.4	65	0
2013	James Farrimond	71	2989	42.1	66	0
2014	James Farrimond	68	2853	42.2	67	0
2015	James Farrimond	59	2544	43.1	69	0
2016	Jack Fox	75	3053	40.7	58	1
2017	Jack Fox (+)	57	2520	44.2	62	0
2018	Jack Fox (+)	80	3636	45.5	76	1
2019	Chris Barnes	35	1569	44.8	66	0
2020	Charlie Mendes	21	898	42.8	59	1

(*) Led SWC; (^) Led WAC in punting; (+) Led C-USA

Rice vs. Teams in AP Poll

YEAR	DATE	OPP	SCORE	YEAR	DATE	OPP	SCORE	YEAR	DATE	OPP	SCORE
1937	Oct. 30	12 Auburn	W, 13-7	1961	Sept. 23	5 LSU	W, 16-3	1983	Nov. 6	2 SMU	L, 14-41
	Nov. 6	16 Arkansas	W, 26-6		Oct. 28	@ 3 Texas	L, 7-34		Oct. 1	@ 2 Texas	L, 6-42
	Jan. 1	16 Colorado	W, 28-14	1962	Sept. 29	@ 5 LSU	T, 6-6		Nov. 5	@ 8 SMU	L, 6-20
1938	Nov. 19	2 TCU	L, 7-29		Oct. 6	4 Penn State	L, 7-18	1984	Sept. 29	@ 16 Miami (FL)	L, 3-38
1939	Nov. 8	2 Texas A&M	L, 0-19		Oct. 27	1 Texas	T, 14-14		Oct. 6	1 Texas	L, 13-38
1940	Oct. 26	12 Texas	W, 13-0		Nov. 10	@ 6 Arkansas	L, 14-28		Nov. 10	17 SMU	L, 17-31
	Nov. 16	@ 3 Texas A&M	L, 0-25	1963	Oct. 26	@ 1 Texas	L, 6-10	1985	Oct. 5	@ 20 Texas	L, 16-44
	Dec. 7	16 SMU	L, 6-7	1964	Oct. 24	6 Texas	L, 3-6		Nov. 2	14 Arkansas	L, 15-30
1941	Oct. 25	@ 2 Texas	L, 0-40		Nov. 7	@ 4 Arkansas	L, 0-21		Nov. 16	@ 17 Baylor	L, 10-34
	Nov. 15	4 Texas A&M	L, 6-19	1965	Sept. 25	@ 7 LSU	L, 14-42	1986	Oct. 25	@ 10 Texas A&M	L, 10-45
	Nov. 22	@ 19 TCUT, 0-0			Oct. 23	@ 5 Texas	W, 20-17		Nov. 1	@ 13 Arkansas	L, 14-45
1942	Oct. 24	15 Texas	L, 7-12		Nov. 6	2 Arkansas	L, 0-31	1986	Nov. 15	18 Baylor	L, 17-23
	Nov. 21	18 TCU	W, 26-0	1966	Oct. 1	@ 10 Tennessee	L, 3-23	1987	Sept. 19	@ 4 LSU	L, 16-49
1943	Oct. 23	@ 16 Texas	L, 0-58		Oct. 8	2 UCLA	L, 24-27	1988	Oct. 29	@ 11 Arkansas	L, 14-21
1943	Nov. 13	14 Texas A&M	L, 0-20		Nov. 5	@ 8 Srkansas	L, 20-31		Nov. 5	@ 1 Notre Dame	L, 11-54
1945	Oct. 27	@ 9 Texas	W, 7-6	1968	Sept. 28	14 LSU	L, 7-21		Nov. 26	@ 14 Houston	L, 14-45
1946	Oct. 6	3 Texas	W, 18-13		Oct. 5	15 Tennessee	L, 0-52	1989	Oct. 28	21 Texas A&M	L, 7-45
	Jan. 1	8 Tennessee	W, 8-0		Oct. 26	13 Texas	L, 14-38		Nov. 4	11 Arkansas	L, 17-38
1947	Oct. 25	3 Texas	L, 0-12		Nov. 9	@ 14 Arkansas	L, 21-46	1989	Dec. 2	13 Houston	L, 0-64
1948	Oct. 16	14 SMU	L, 7-33	1969	Oct. 25	@ 2 Texas	L, 0-31	1990	Sept. 29	@ 13 Houston	L, 22-24
1949	Oct. 15	@ 10 SMU	W, 41-27		Nov. 8	4 Arkansas	L, 6-30	1991	Oct. 12	@ 8 Baylor	W, 20-17
	Oct. 22	@ 10 Texas	W, 17-15	1970	Oct. 24	2 Texas	L, 21-45		Nov. 2	12 Texas A&M	L, 21-38
	Nov. 26	9 Baylor	W, 21-7		Nov. 7	@ 7 Arkansas	L, 14-38	1992	Oct. 17	@ 5 Texas A&M	L, 9-35
	Jan. 2	9 North Carolina	W, 27-13	1971	Sept. 18	17 USC	L, 0-24	1993	Sept. 4	@ 18 Ohio State	L, 7-34
1950	Oct. 21	3 SMU	L, 21-42		Oct. 2	@ 16 :SU	L, 3-38		Oct. 23	11 Texas A&M	L, 10-38
	Oct. 28	7 Texas	L, 7-35		Oct. 23	@ 16 Texas	L, 10-39	1994	Oct. 16	12 Texas	W, 19-17
	Nov. 18	@ 12 Texas A&M	W, 21-13		Nov. 6	16 Arkansas	T, 24-24		Oct. 22	@ 6 Texas A&M	L, 0-7
1951	Oct. 20	@ 15 SMU	W, 28-7	1972	Oct. 7	8 LSU	L, 6-12	1995	Sept. 23	@ 18 LSU	L, 7-52
	Oct. 27	@ 10 Texas	L, 6-14		Oct. 28	10 Texas	L, 9-45		Oct. 7	@ 20 Texas	L, 13-37
	Nov. 10	20 Arkansas	W, 6-0		Nov. 4	18 Texas Tech	L, 6-10		Oct. 21	@ 25 Texas Tech	L, 26-31
	Dec. 1	9 Baylor	L, 13-34	1973	Sept. 15	@ 18 Houston	L, 6-24		Nov. 9	18 Texas A&M	L, 10-17
1952	Oct. 11	@ 11 UCLA	L, 0-20		Sept. 29	@ 10 LSU	L, 9-24	1996	Sept. 7	@ 10 Ohio State	L, 7-70
	Oct. 25	20 Texas	L, 7-20		Oct. 13	9 Notre Dame	L, 0-28		Nov. 2	20 Utah	W, 51-10
	Nov. 1	18 Wisconsin	L, 7-21		Oct. 27	@ 19 Texas	L, 13-55		Nov. 9	@ 12 BYU	L, 0-49
1953	Sept. 19	15 Florida	W, 20-16		Nov. 3	@ 15 Texas Tech	L, 6-19	1997	Oct. 11	21 BYU	W, 27-14
	Oct. 31	19 Kentucky	L, 13-19	1974	Sept. 14	19 Houston	L, 0-21	1998	Nov. 21	@ 20 Air Force	L, 16-22
	Nov. 28	17 Baylor	W, 41-19		Sept. 28	17 LSU	T, 10-10	1999	Sept. 11	@ 6 Michigan	L, 3-37
1954	Oct. 9	@ 3 Wisconsin	L, 7-13		Oct. 12	@ 6 Notre Dame	L, 3-10	2000	Sept. 9	@ 3 Michigan	L, 7-38
	Nov. 6	@ 4 Arkansas	L, 15-28		Oct. 26	13 Texas	L, 6-27		Sept. 23	@ 17 Oklahoma	L, 14-42
	Nov. 27	@ 9 Baylor	W, 20-14		Nov. 2	13 Texas Tech	W, 21-7		Oct. 28	@ 11 TCU	L, 0-37
1955	Oct. 8	16 Clemson	W, 21-7		Nov. 16	@ 10 Texas A&M	L, 7-37	2001	Sept. 20	@ 4 Nebraska	L, 3-48
	Nov. 12	9 Texas A&M	L, 12-20		Nov. 30	@ 16 Baylor	L, 3-24	2002	Sept. 7	@ 15 Michigan St	L, 10-27
	Nov. 19	@ 7 TCU	L, 0-35	1975	Oct. 25	@ 8 Texas	L, 9-41	2003	Sept. 20	13 Texas	L, 7-48
1956	Nov. 17	@ 5 Texas A&M	L, 7-21		Nov. 15	3 Texas A&M	L, 14-33	2004	Sept. 25	@ 5 Texas	L, 13-35
	Nov. 24	18 TCU	L, 17-20	1976	Sept. 25	@ 15 LSU	L, 0-31		Nov. 13	@ 23 UTEP	L, 28-35
	Dec. 1	@ 15 Baylor	L, 13-46		Oct. 16	10 Texas Tech	L, 13-37	2005	Sept. 17	@ 2 Texas	L, 10-51
1957	Oct. 5	17 Stanford	W, 34--7		Oct. 30	@ 14 Arkansas	L, 16-41	2006	Sept. 16	8 Texas	L, 7-52
	Oct. 12	5 Duke	L, 6-7		Nov. 27	7 Houston	L, 20-42		Sept. 23	@ 18 Florida State	L, 7-55
	Oct. 26	@ 19 Texas	L, 14-19	1977	Sept. 17	19 Florida	L, 3-48	2007	Sept. 22	@ 7 Texas	L, 14-58
	Nov. 9	12 Arkansas	W, 13-7		Oct. 1	@ 8 Texas	L, 15-72	2008	Sept. 20	@ 7 Texas	L, 10-52
	Nov. 16	1 Texas A&M	W, 7-6		Oct. 15	@ 15 Texas Tech	L, 7-42	2009	Sept. 19	@ 16 Oklahoma St	L,, 24-41
	Jan. 1	8 Navy	L, 7-20		Oct. 22	12 Texas A&M	L, 14-28		Nov. 28	@ 25 Houston	L,, 14-73
1958	Oct. 4	14 Purdue	L, 0-24		Oct. 29	8 Arkansas	L, 7-30	2010	Sept. 4	5 Texas	L, 17-34
	Oct. 18	@ 16 SMU	W, 13-7	1978	Sept. 9	20 Iowa State	L, 19-23	2011	Sept. 24	@ 17 Baylor	L, 31-56
	Oct. 25	4 Texas	W, 34-7		Sept. 16	7 Texas	L, 0-34		Oct. 27	@ 18 Houston	L, 34-73
	Nov. 8	3 Army	L, 7-14		Sept. 23	@ 3 Oklahoma	L, 7-66	2013	Aug. 31	@ 7 Texas A&M	L, 31-52
	Nov. 22	7 TCU	L, 10-21		Sept. 30	11 LSU	L, 7-37	2014	Sept. 13	@ 7 Texas A&M	L, 10-38
1959	Sept. 19	@ 1 LSU	L, 3-26		Nov. 4	@ 17 Arkansas	L, 7-37		Aug. 30	@ 17 Notre Dame	L, 17-48
	Oct. 10	17 Florida	T, 13-13		Dec. 2	@ 9 Houston	L, 25-49		Nov. 1	@ 21 Marshall	L, 14-41
	Oct. 17	15 SMU	T, 13-13	1979	Sept. 29	3 Oklahoma	L, 21-63	2015	Sept. 26	5 Baylor	L, 17-70
	Oct. 24	@ 3 Texas	L, 6-28		Oct. 6	@ 4 Texas	L, 9-26	2016	Sept. 16	21 Baylor	L, 10-38
	Oct. 31	12 Clemson	L, 0-19		Nov. 3	9 Arkansas	L, 7-34		Nov. 26	@ 24 Stanford	L, 17-41
1959	Nov. 7	16 Arkansas	L, 10-14		Nov. 17	@ 20 Baylor	L, 14-45	2017	Aug. 26	14 Stanford	L, 7-62
	Nov. 21	@ 10 TCU	L, 6-35		Dec. 1	10 Houston	L, 0-63	2018	Nov. 17	@ 10 LSU	L, 10-42
1960	Sept. 24	13 Georgia Tech	L, 13-16	1980	Oct. 4	5 Texas	L, 28-41	2019	Sept. 14	12 Texas	L, 13-48
	Oct. 8	@ 18 Florida	W, 10-0		Nov. 8	18 SMU	L, 14-34	2020	Dec. 5	@ 15 Marshall	W, 20-0
	Oct. r 22	16 Texas	W, 7-0		Nov. 15	12 Baylor	L, 6-16				
	Nov. 5	@ 16 Arkansas	L, 0-3	1981	Sept. 12	@ 8 Texas	L, 3-31				
	Nov. 26	@ 19 Baylor	L, 7-12		Oct. 31	20 Arkansas	L, 7-41				
	Jan. 2	3 Mississippi	L, 6-14		Nov. 7	@ 10 SMU	L, 12-33				
				1982	Oct. 15	Texas	L, 7-34				

Postseason Honors

DOAK WALKER AWARD

1991 Trevor Cobb (RB)

RICE ALL-AMERICANS

1934 Bill Wallace (B)
 1944 H.J. Nichols (G)
 1946 Weldon Humble (G)
 1949 Froggy Williams (E)
 1949 Joe Watson (C)
 1951 Bill Howton (E)
 1953 John Hudson (T)
 1953 Kosse Johnson (B)
 1954 Dicky Maegle (HB)
 1957 King Hill (QB)
 1958 Buddy Dial (E)
 1964 Malcolm Walker (C)
 1976 Tommy Kramer (QB)
 1985 Steve Kidd (P)
 1991 Trevor Cobb (RB)
 1992 Trevor Cobb (RB)
 1997 Charles Torello (OG)
 2006 Jarett Dillard (WR)
 2008 Jarett Dillard (WR)
 2010 Kyle Martens (P)

FRESHMAN ALL-AMERICA

1996 Rod Beavan (OL)
 2007 James Casey (WR)
 2008 Travis Bradshaw (DB)
 2011 Bryce Callahan (CB)
 Mario Hull (KR)

CFA SCHOLAR-ATHLETE TEAM

1991 Trey Teichelman (OG)
 1992 Joey Wheeler (LB)
 1995 Jay Lamy (DB)

COSIDA ACADEMIC ALL-AMERICAN

1952 Richard Chapman (DG)
 1953 Richard Chapman (DG)
 1954 Dicky Maegle (B)
 1960 Boyd King (G)
 1969 Steve Bradshaw (DG)
 1979 LaMont Jefferson (LB)
 1983 Brian Patterson (DB)
 1988 Mike Boudousquie (WR)
 1992 Joey Wheeler (LB)
 1995 Jay Lamy (DB)
 1996 Jason Winship (DT)
 1997 Benji Wood (RB)
 2000 Travis Ortega (DB)
 2008 James Casey (TE)
 2010 Travis Bradshaw (DB)
 2014 Brian Nordstrom (DL)

FORT WORTH KIWANIS

SPORTSMANSHIP AWARD

1958 Buddy Dial (E)
 1976 Tommy Kramer (QB)
 1980 Randy Hertel (QB)
 1990 Donald Hollas (QB)

AMERICAN SPIRIT AWARD

1987 Danny Burgess (LB)
 1988 Courtney Hall (C)
 1991 Trey Teichelman (OG)
 1992 Trevor Cobb (RB)

SWC ACADEMIC HONOR TEAM

1987 Mike Boudousquie, Jeff Hood,
 Brent Knapton
 1988 Donald Hollas, Jeff Hood,
 John Isaac
 1989 Paul Brotze, Donald Hollas,

Allen Koch

1990 Donald Hollas, Bill Stone,
 Trey Teichelman
 1991 Joel Dawson, Trey Teichelman,
 Joey Wheeler
 1992 Joey Wheeler,
 Tom Hetherington,
 Charles Gulbranson
 1993 Tom Hetherington, Jeff Mercer,
 Jeffrey Sowell
 1994 Bobby Dixon, Brynton Goynes,
 Josh LaRocca
 1995 Bobby Dixon, Josh LaRocca,
 Jeremy Thigpen

WAC ACADEMIC ALL-CONFERENCE

1996 David Grenardo, Mike Ruff
 Larry Thompson, Jason Winship,
 Benji Wood
 1997 Matt Baldwin, Jeremy Bates,
 Blair Brown, David Grenardo,
 Travis Ortega, Judd Smith,
 Paul Thomas, Benji Wood,
 Victor Young
 1998 Matt Baldwin, Mike Gingrich,
 Billy Harvin, Andrew Hughes,
 Jake Jackson, Travis Ortega,
 Judd Smith, Adam Williams,
 Joe Bob Thompson,
 Victor Young
 1999 Matt Baldwin, Mike Gingrich,
 Billy Harvin, Jake Jackson,
 Travis Ortega, Judd Smith,
 Matt Webber, Adam Williams,
 Joe Bob Thompson, Victor Young
 2000 Billy Harvin, Evan Meeks,
 Jake Jackson, Travis Ortega,
 Joe Bob Thompson, Matt Webber
 2001 Rene Aninao, Jonathan Chism,
 Dan Dawson, Billy Harvin,
 Evans Meeks, Joe Bob Thompson,
 Matt Webber
 2002 Jonathan Chism, Rob Daniel,
 Chris DeMunbrun,
 Vincent Hawkins, Ross Huebel,
 Michael Merrick, Brandon Skeen,
 Edgar Vega, Ben Wiggins
 2003 John Brock, David Carter
 Andrew Cates, Jonathan Chrism
 Rob Daniel, Chris DeMunbrun,
 Matt Ginn, Ross Huebel,
 Michael Merrick, Brandon Skeen,
 John Syptak, Edgar Vega,
 Ben Wiggins
 2004 Joel Armstrong, Raymorris Barnes,
 Bio Bilaye-Benibo, David Carter,
 Jonathan Cary, Buck Casson,
 Rob Daniel, Matt Ginn, Andy Hall,
 Robby Heos, Ross Huebel,
 John Syptak, Edgar Vega,
 Joe Don Wood

ALL-CONFERENCE USA ACADEMIC TEAM

2007 Robbie Heos, Andrew Sendejo
 2008 James Casey, Andrew Sendejo
 2009 Travis Bradshaw
 Clark Fangmeier
 Andrew Sendejo
 2010 Travis Bradshaw
 Brandon Long
 Cheta Ozougwu
 2011 Scott Solomon
 Matt Nordstrom
 2012 Tanner Leland

2013 Tanner Leland

Paul Porras
 2014 James Farrimond
 James Hairston
 Brian Nordstrom
 2015 Darik Dillard
 2016 Emmanuel Ellerbee
 2017 D.J. Green
 2019 Blaze Alldredge
 2020 Blaze Alldredge

ALL-SOUTHWEST CONFERENCE

1919 Shirley Brick (E)
 1920 John Underwood (G)
 Eddie Dyer (B)
 1921 John Underwood (G)
 1925 Wash Underwood (G)
 1926 Wash Underwood (G)
 1930 Bill Morgan (G)
 1931 Lou Hassell (T)
 1933 Fred Lauterbach (T)
 1934 John McCauley (B)
 Ralph Miller (T)
 Leche Sylvester (E)
 Bill Wallace (B)
 1935 John McCauley (B)
 Leche Sylvester (E)
 Bill Wallace (B)
 1939 Olie Cordill (B)
 1940 Moose Hartman (T)
 Ken Whitlow (C)
 1941 Art Goforth (G)
 1942 Dick Dwelle (B)
 Weldon Humble (G)
 Carl Russ (B)
 1943 Charles Malmberg (T)
 1944 H.J. Nichols (G)
 George Walmsley (B)
 1945 Bob Nemir (B)
 1946 Weldon Humble (G)
 Huey Keeney (B)
 Carl Russ (B)
 1947 J.W. Magee (G)
 Joe Watson (C)
 1948 Joe Watson (C)
 Froggy Williams (E)
 1949 Ralph Murphy, T
 Joe Watson (C)
 Froggy Williams (E)
 Gerald Weatherly (LB)
 1950 Paul Giroski (T)
 1951 Bill Burkhalter (DB)
 Bill Howton (E)
 1952 Bill Crockett (OT)
 Richard Chapman (DG)
 Don Rhoden (LB)
 1953 Richard Chapman (T)
 Kosse Johnson (B)
 Kenny Paul (G)
 Leo Rucka (C)
 1954 Dicky Maegle (B)
 Kenny Paul (G)
 Eddie Rayburn (T)
 1957 Buddy Dial (E)
 Matt Gorges (G)
 King Hill (QB)
 Larry Whitmire (T)
 1958 Buddy Dial (E)
 J.D. Smith (T)
 1959 Rufus King (G)
 1960 Johnny Burrell (E)
 Rufus King (G)
 1961 Johnny Burrell (E)
 Roland Jackson (B)

Robert Johnston (T)

1962 Gene Raesz (E)
 1963 Johnny Nichols (G)
 Malcolm Walker (C)
 1964 Dale Calihan (DE)
 Malcolm Walker (C)
 1965 Jim Vining (OT)
 1966 Chuck Latourette (DB)
 1967 Jay Collins (DE)
 Hugo Hollas (LB)
 Leland Winston (OT)
 1969 Roger Roitsch (DT)
 1970 Bucky Allshouse (DB)
 Roger Roitsch (DT)
 1971 Rodrigo Barnes (LB)
 Stahle Vincent (RB)
 1972 Rodrigo Barnes (LB)
 Gary Butler (TE)
 Bruce Henley (DB)
 Ron Waedemon (OT)
 Mark Williams (PK)
 1973 Bruce Henley (DB)
 Cornelius Walker (NG)
 1976 Tommy Kramer (QB)
 Kenneth Roy (TE)
 1980 Robert Hubble (TE)
 Robert Williamson (LB)
 1982 Deron Miller (TE)
 1985 Antonio Brinkley (RB)
 Steve Kidd (P)
 Darrick Wells (WR)
 1986 Quentis Roper (KR)
 Dwain Turner (DT)
 1987 Courtney Hall (C)
 Donald Hollas (DB)
 1988 Courtney Hall (C)
 Donald Hollas (DB)
 1989 O.J. Brigrance (LB)
 David Griffin (DB)
 Eric Henley (WR)
 1990 O.J. Brigrance (LB)
 Trevor Cobb (RB)
 Clint Parsons (PK)
 Richard Segina (C)
 Trey Teichelman (OG)
 1991 Trevor Cobb (RB)
 Trey Teichelman (OG)
 Eric Henley (WR)
 Matt Sign (NG)
 Tony Barker (LB)
 Alonzo Williams (LB)
 1992 Donald Allen (PR)
 Mike Appelbaum (OG)
 Billy Baldwin (OT)
 Trevor Cobb (RB)
 Chris Cooley (OG)
 Bert Emanuel (QB)
 Tom Hetherington (C)
 Jimmy Lee (WR)
 Matt Sign (NG)
 Emmett Waldron (LB)
 Sean Washington (DB)
 1993 Nathan Bennett (DB)
 Chris Cooley (OT)
 Bobby Dixon (DB)
 Mike Ecklund (OG)
 Yoncy Edmonds (RB)
 Bert Emanuel (QB)
 Jimmy Golden (OT)
 Tom Hetherington (C)
 Jimmy Lee (WR)
 Corey Seymour (DT)
 Emmett Waldron, LB
 Sean Washington, DB

Postseason Honors

1994	Chris Cooley (OG) Bobby Dixon (DB) Spencer George (RB) Brynton Goynes (DT) Ed Howard (WR) Larry Izzo (LB) Ndukwe Kalu (DE) Jeff Sowell (DB)
1995	Warrick Franklin (DB) Brynton Goynes (DT) Larry Izzo (LB) Tucker Phillips (P) Jeremy Thigpen (C)

Houston Post SWC MVP

1940	Bob Brumley (B) Kenneth Whitlow (C)
1946	Carl Russ (B) Weldon Humble (G)
1949	Joe Watson (C)
1951	Bill Howton (E)
1953	Kosse Johnson (B)
1954	Dicky Maegle (B)
1957	King Hill (QB)
1958	Buddy Dial (E)
1961	Robert Johnston (G)
1976	Tommy Kramer (QB)
1992	Trevor Cobb (RB)

All-WAC

1996	Warrick Franklin (DB) Spencer George (RB) Ndukwe Kalu (DE) Michael Perry (KR) Tucker Phillips (P) Jeremy Thigpen (C) Charles Torello (OG)
1997	Andy Clifton (DE) Chad Nelson (QB) Michael Perry (RB) Charles Torello (OG) LaDoughyous McCalla (DB)
1998	Terrence Melton (DE) Charles Torello (OG) Rashad Reynolds (LB) LaDoughyous McCalla (DB)
1999	Derek Crabtree (PK) Dan Dawson (LB) Neal Gray (OG) Jason Hebert (DB) Judd Smith (DT)
2000	Rod Beavan (OT) Dan Dawson (LB) Travis Hale (P) Jason Hebert (DB) Travis Ortega (DB)
2001	Dan Dawson (LB) Heath Fowler (OT) Brandon Green (DE) Billy Harvin (OT) Jason Hebert (DB) Joe Bob Thompson (LB)
2002	Greg Gatlin (DB) Brandon Green (DE) Keith Meyer (OL)
2003	Chris DeMunbrun (OL) Jared Scruggs (P) Ben Stephens (OL)
2004	Terry Holley (DB) Scott Mayhew (OL) John Syptak (DL)

All-Conference USA

2005	John Syptak (DL) Quinton Smith (RB)
------	--

2006	Jarett Dillard (WR) Brian Raines (LB) Robby Heos (OG) Courtney Gordon (DE) Andray Downs (DB) Quinton Smith (RB)
2007	Chase Clement (QB) Jarett Dillard (WR) Robby Heos (OG) Brian Raines (LB)
2008	Chase Clement (QB) <i>C-USA Most Valuable Player</i> David Bailiff <i>C-USA Coach of the Year</i>
2008	David Berken (OL) James Casey (WR) Chase Clement (QB) Jarett Dillard (WR) Brian Raines (LB)
2009	Scott Mitchell (OT) Scott Solomon (DT)
2010	Travis Bradshaw (SAF) Brandon Long (DS) Kyle Martens (P) Cheta Ozougwu (DE)
2011	Kyle Martens (P) Scott Solomon (DE)
2012	Vance McDonald (TE) Phillip Gaines (DB) Chris Boswell (K)
2013	Christian Covington (DL) Phillip Gaines (DB) Travor Gillette (DS) Nate Richards (OL) Charles Ross (RB) Chris Boswell (K) Bryce Callahan (DB) Michael Kutzler (LB) Turner Peterson (TE) Jordan Taylor (WR)
2014	Brian Nordstrom (DL) Bryce Callahan (DB) Nico Carlson (OL) Jordan Taylor (WR)
2015	Andrew Reue (OL)
2016	Emmanuel Ellerbee (LB)
2017	Emmanuel Ellerbee (LB) Brian Womac (DL) Jack Fox (P) Austin Trammell (PR)
2018	Jack Fox (P) <i>C-USA Special Team POY</i>
2019	Blaze Alldredge (LB) Chris Barnes (P)
2020	Blaze Alldredge (LB) Jordan Myers (TE) Austin Trammell (WR)

All-Star Participants

EAST-WEST SHRINE GAME

Year	Player (Position)
1936	Bill Wallace (B)
1936	Leche Sylvester (E)
1940	Olie Cordill (B)
1941	Moose Hartman (T)
1942	Bob Brumley (B)
1948	Virgil Eikenberg (QB)
1949	Jake McBride (E)
1950	Lee Stonestreet (C)
1951	Sonny McCurry (E)
1951	Bill Howton (E)
1952	Don Rhoden (LB)
1955	Dicky Maegle (RB)
1958	Buddy Dial (E)
1960	Bill Bucek (QB)
1962	Gene Raesz (E)
1965	Malcolm Walker (C)
1966	Chuck Latourette (DB)
1979	Doug Cunningham (E)
1980	Earl Cooper (RB)
1993	Trevor Cobb (RB)
1994	Nathan Bennett (DB)
1999	LaDoughyous McCalla (DB)
2002	Dan Dawson (DB)
2009	Jarett Dillard (WR)
2010	Cheta Ozougwu (DE)
2013	Phillip Gaines (DB)
2014	Bryce Callahan (DB) Jordan Taylor (WR)
2018	Jack Fox (P)

AFCA HULA BOWL

Year	Player (Position)
1954	Dicky Maegle (RB)
1957	King Hill (QB)
1960	Bill Bucek (QB)
1961	Rufus King (G)
1962	Johnny Burrell (E)
1963	Johnny Nichols (G)
1973	Bruce Henley (DB)
1982	Robert Hubble (TE)
1986	James Hamrick (PK)
1987	Steve Kidd (DB-P)
1998	Andy Clifton (DE)
1998	Benji Wood (RB)
1999	LaDoughyous McCalla (DB)
2000	Chad Richardson (RB)
2003	Brandon Green (DE)
2005	Jeremy Calahan (DL)
2005	Greg Wilson (OL)
2006	John Syptak (LB)
2007	Jared Scruggs (P)

SENIOR BOWL

Year	Player (Position)
1962	Roland Jackson (RB)
1964	Malcolm Walker (C)
1964	Russell Wayt (DB)
1972	Gary Butler (TE)
1976	Tommy Kramer (QB-MVP)
1976	Kenneth Roy (TE)
1980	Earl Cooper (RB)
1982	Robert Hubble (TE)
1986	James Hamrick (PK-DNP)
1989	Courtney Hall (C)
1991	Donald Hollas (QB)
1992	Eric Henley (WR)
1993	Trevor Cobb (RB)
1994	Bert Emanuel (QB-WR)
1996	Ndukwe Kalu (DE) <i>(South Defensive MVP)</i>
2013	Vance McDonald (TE)
2014	Chris Boswell (K)

BLUE-GRAY GAME

Year	Player (Position)
1940	Ken Whitlow (C)
1944	H.J. Nichols (G)
1947	Jim Spruill (T)
1947	J.W. Magee (G)
1947	Harold Stockbridge (B)
1948	Nick Lanza (E)
1948	Huey Keeney (B)
1952	Bill Crockett (OT)
1955	Eddie Rayburn (T)
1958	Gene Jones (E)
1958	J.D. Smith (T)
1959	Gordon Speer (B)
1961	Butch Blume (B)
1961	Larry Anthony (B)
1961	Tommy Minter (LB)
1964	Gene Fleming (B)
1965	Jim Vining (T)
1970	Bucky Allshouse (DB)
1971	Stahle Vincent (RB)
1971	Bob Brown (E)
1972	Mark Williams (PK)
1972	Ron Waedemon (OT)
1972	Rodrigo Barnes (LB)
1973	Preston Anderson (DB)
1975	Alan Pringle (PK)
1975	Jody Medford (DT)
1976	Tommy Kramer (QB)
1976	Danny Johnson (OT)
1976	Kenneth Roy (TE)
1979	Earl Cooper (RB)
1981	Robert Hubble (TE)
1985	James Hamrick (PK)
1990	Donald Hollas (QB-DNP)
1990	Richard Segina (C)
2000	Travis Ortega (LB)
2000	Adrian Sadler (DB)
2001	Dan Dawson (DB)

AFCA ALL-AMERICA BOWL

Year	Player (Position)
1960	Gordon Speer (HB)
1961	Rufus King (G)
1962	Roland Jackson (RB)
1963	Gene Raesz (E)
1964	John Mims (T)
1971	Stahle Vincent (RB)
1973	Sammy Johnson (OT)
1976	Larry Brune (DB)

NORTH-SOUTH SHRINE GAME

Year	Player (Position)
1959	Gordon Speer (HB)
1960	Johnny Burrell (E)
1961	George Karam (T)
1962	Randy Kerbow (QB)
1962	Roland Jackson (RB)
1962	Johnny Cole (C)
1962	Gene Raesz (E)
1963	Johnny Nichols (G)
1964	John Mims (T)
1964	Dale Calihan (E)
1965	Ronnie Cervenka (DB)
1970	Roger Roitsch (DT)
1970	Brownie Wheless (OT)
1972	Gary Butler (TE)
1972	Bart Goforth (OG)
1973	Preston Anderson (DB)
1975	Alan Pringle (PK)
1976	Rodney Norton (LB)

Team Awards

ALL-STAR PARTICIPANTS

CHICAGO COLLEGE ALL-STAR GAME

Year	Player (Position)
1946	Bill Blackburn (C)
1950	Joe Watson (C)
1950	Tobin Rote (QB-DNP)
1950	Froggy Williams (E-DNP)
1951	Bill Howton (E)
1953	Ron Rhoden (T)
1954	Richard Chapman (T-DNP)
1955	Dicky Maegle (B)
1958	King Hill (QB)
1959	Buddy Dial (E)
1965	Malcolm Walker (C)
1965	Russell Wayt (DB)

CANADIAN-AMERICAN BOWL

Year	Player (Position)
1979	Jim Frith (DE)

JAPAN BOWL

Year	Player (Position)
1982	Joel Baxter (PK) Michael Calhoun (QB)
2005	Terry Holley (DB)

INTAJUICE NORTH-SOUTH CLASSIC

Year	Player (Position)
2006	Quinton Smith (RB) Marcus Rucker (LB)

VILLAGES GRIDIRON CLASSIC

Year	Player (Position)
2005	Terry Holley (DB)

TEXAS VS. THE NATION

ALL-STAR GAME

Year	Player (Position)
2007	Quinton Smith (RB)
2008	George Chukwu (DT)

EASTHAM ENERGY COLLEGE

ALL-STAR GAME

Year	Player (Position)
2010	Brandon Long (DS)

CASINO DEL SOL ALL-STAR GAME

Year	Player (Position)
2011	Tyler Smith (RB) Chris Jammer (CB)

NFLPA COLLEGIATE BOWL

Year	Player (Position)
2013	Sam McGuffie (WR) Luke Willson (TE)

MEDAL OF HONOR BOWL

Year	Player (Position)
2014	Cody Bauer (DE)

TROPICAL BOWL

Year	Player (Position)
2017	Trey Martin (C)

GEORGE MARTIN AWARD

The George Martin Award recognizes a long-time Houston restaurateur that began honoring Rice's most valuable player in 1925. He directed the annual selection until his death in 1962. The recipient is now chosen by a secret ballot of team members.

Year	Player (Position)
1925	Wash Underwood (C)
1926	Wash Underwood (C)
1927	Merle Comstock (B)
1928	Danny Allnoch (B)
1929	Bush Jones (G)
1930	Bill Morgan (G)
1931	Lou Hassell (T)
1932	Joe Lagow (G)
1933	Harry Witt (B)
1934	John McCauley (B)
1935	Bill Wallace (B)
1936	Buck Friedman (B)
1937	Ernie Lain (B)
1938	Walter Williams (E)
1939	Olie Cordill (B)
1940	Ken Whitlow (C)
1941	Art Goforth (G)
1942	Weldon Humble (G)
1943	Charles Malmberg (T)
1944	George Walmsley (B)
1945	Bob Nemir (B)
1946	Weldon Humble (G)
1947	J.W. Magee (G)
1948	Gerald Weatherly (C)
1949	Joe Watson (C)
1950	Bill Howton (E)
1951	Bill Howton (E)
1952	Don Rhoden (C)
1953	Kosse Johnson (B)
1954	Kenny Paul (G)
1955	Lew Harpold (G)
1956	Jerry Harris (C)
1957	King Hill (QB)
1958	Gene Jones (E)
1959	Bill Bucek (QB)
1960	Jim Stroud (C)
1961	Butch Blume (HB)
1962	Gene Raez (E)
1963	Johnny Nichols (G)
1964	Malcolm Walker (C)
1965	Jim Vining (T) David Ferguson (HB)
1966	Chuck Latourette (DB)
1967	Hugo Hollas (DB)
1968	Leland Winston (OT)
1969	Steve Bradshaw (DG)
1970	Bucky Allshouse (DB)
1971	Stahle Vincent (RB)
1972	Gary Butler (TE)
1973	Carl Swierc (WR)
1974	Jody Medford (DT)
1975	John Coleman (RB)
1976	Tommy Kramer (QB)
1977	David Houser (WR)
1978	David Houser (WR)
1979	Earl Cooper (RB)
1980	Robert Williamson (LB)
1981	Michael Calhoun (QB)
1982	Melvin Robinson (WR)
1983	Phillip Money (QB)
1984	Melvin Robinson (WR)
1985	Antonio Brinkley (RB)
1986	Quentis Roper (QB-KOR)
1987	Courtney Hall (C)
1988	Courtney Hall (C)
1989	Donald Hollas (QB)
1990	Trevor Cobb (RB)
1991	Trevor Cobb (RB)

1992	Trevor Cobb (RB)
1993	Bert Emanuel (QB)
1994	Byron Coston (RB)
1995	Larry Izzo (LB)
1996	Chad Nelson (QB)
1997	Chad Nelson (QB)
1998	LaDoughyous McCalla (DB)
1999	Chad Richardson (QB)
2000	Dan Dawson (LB)
2001	Kyle Herm (QB)
2002	Brandon Green (DE)
2003	Kyle Herm (QB)
2004	Ed Bailey (RB)
2005	Quinton Smith (RB)
2006	Jarett Dillard (WR)
2007	Chase Clement (QB)
2008	Chase Clement (QB)
2009	Andrew Sendejo (DB)
2010	Travis Bradshaw (SAF) Cheta Ozougwu (DE)
2011	Tyler Smith (RB)
2012	Phillip Gaines (CB)
2013	Charles Ross (RB)
2014	Jordan Taylor (WR)
2015	Luke Turner (RB)
2016	Emmanuel Ellerbee (LB)
2017	Brian Womac (DE)
2018	Jack Fox (P)
2019	Blaze Alldredge (LB)
2020	Blaze Alldredge (LB)

JOE F. LIPSCOMB AWARD

Awarded annually to the team's most outstanding freshman, the Joe F. Lipscomb Award is decided by a squad vote.

Year	Player (Position)
1971	Jake Smitherman (LB)
1972	Ken Doucette (LB)
1973	Mark Roquemore (LB)
1974	David Houser (WR)
1975	Tony Hackebiel (RB)
1976	Robert Williamson (LB)
1977	Michael Downs (DB)
1977	Randy Hertel (QB)
1978	Weldon Meeks (RB)
1979	Tim Sanders (RB)
1980	Doug Johnson (QB)
1981	Kevin Trigg (RB)
1982	Alvin Rettig (DB)
1983	Dwain Turner (DT)
1984	Mark Comalander (QB)
1985	Quentis Roper (QB)
1986	Everett Coleman (DB)
1987	Nigel Codrington (DB)
1988	Terry Thornton (DB)
1989	Trevor Cobb (RB) Matt Sign (NG)
1990	Nathan Bennett (RB) Kolis Crier (TE)
1991	Josh LaRocca (QB)
1992	Larry Izzo (LB) Emerson Allen (WR)
1993	Ndukwe Kalu (DE)
1994	Chad Nelson (QB-PK)
1995	Michael Perry (RB)
1996	Judd Smith (NG)
1997	Jake Jackson (NG)
1998	B.J. Ferguson (DT)
1999	Brandon Green (DE)
2000	Robbie Beck (RB)
2001	Clint Hatfield (RB)
2002	Marcus Battle (WR)
2003	Chad Price (DB)
2004	Joel Armstrong (QB)
2005	Jarett Dillard (WR)

2006	Andrew Sendejo (DB)
2007	James Casey (WR)
2008	Chris Jammer (DB)
2009	Charles Ross (RB)
2010	Jeremy Eddington (RB)
2011	Bryce Callahan (CB)
2012	Christian Covington (DT)
2013	Jowan Davis (RB)
2014	James Mayden (WR)
2015	Justin Bickham (CB)
2016	Kylen Granson (WR)
2017	Austin Trammell (WR)
2018	Prudy Calderon (DB)
2019	De'Braylon Carroll (DT)
2020	Khalan Griffin (RB)

GEORGE R. BROWN OFFENSE AWARDS

Originated in 1971, the George R. Brown Offense Awards are given annually to the outstanding lineman, back and receiver. The receiver was not added to the award until 1976. Brown, chairman of Brown & Root Contractors, was a Rice graduate and former chairman of the university's Board of Trustees. He was one of the most active supporters of the university until his death in 1983.

Year	Player (Position)
1971	Ron Waedemon (L) Stahle Vincent (B)
1972	Bart Goforth (L) Bruce Gadd (B)
1973	David Vandiver (L) Gary Ferguson (B)
1974	Randy Eggemeyer (L) Gary Ferguson (B)
1975	James Liska (L) Ed Lofton (B)
1976	Danny Johnson (L) James Sykes (B) Doug Cunningham (R)
1977	John Joyce (L) Earl Cooper (B) David Houser (R)
1978	Dwayne Moyer (L) Earl Cooper (B) Doug Cunningham (R)
1979	Keith Kveton (L) Earl Cooper (B) Robert Hubble (R)
1980	Darryl Grant (L) Calvin Fance (B) Hosea Fortune (R)
1981	Donny Martin (L) Michael Calhoun (B) Hosea Fortune (R)
1982	Donny Martin (L) Tim Sanders (B) Melvin Robinson (R)
1983	Scott McLaughlin (L) Kevin Trigg (B) Ricky Askew (R)
1984	Scott McLaughlin (L) Marc Scott (B) Melvin Robinson (R)
1985	Bobby Nunez (L) Antonio Brinkley (B) Darrick Wells (R)
1986	Russell Moses (L) Quentis Roper (B) Kenny Major (R)
1987	Courtney Hall (L) Lorenzo Cyphers (B) Todd Jones (B) Darrell Goolsby (R)
1988	Courtney Hall (L) Quentis Roper (B)

Team Awards

	Mike Boudousquie (R)
1989	Allen Koch (L) Richard Williams (B) Eric Henley (R)
1990	Richard Segina (L) Trevor Cobb (B) Courtney Cravin (R) Eric Henley (R)
1991	Trey Teichelman (L) Trevor Cobb (B) Eric Henley (R)
1992	Chris Cooley (L) Trevor Cobb (B) Jimmy Lee (R)
1993	Chris Cooley (L) Yoncy Edmonds (B) Byron Coston (B) Jimmy Lee (R)
1994	Chris Cooley (L) Jimmy Lee (B) Ed Howard (R)
1995	Jeremy Thigpen (L) Yoncy Edmonds (B) Jeff Venghaus (R)
1996	Jeremy Thigpen (L) Spencer George (B) Jason Blackwell (R)
1997	Charles Torello (L) Michael Perry (B) Jason Blackwell (R)
1998	Charles Torello (L) Michael Perry (B) Jason Blackwell (R)
1999	Neal Gray (L) Chad Richardson (B) Raphael Tillman (R)
2000	Rod Beavan (L) Jamie Tyler (B) Gavin Boothe (R)
2001	Billy Harvin (L) Kyle Herm (B) Gilbert Okoronkwo (R)
2002	Keith Meyer (L) Vincent Hawkins (B) Marcus Battle (R)
2003	Chris DeMunbrun (L) Robbie Beck (B) Thomas Lott (B) Marcus Battle (R)
2004	Greg Wilson (L) Ed Bailey (B) Ryan Simonak (R)
2005	Cory Laxen (L) Quinton Smith (B) Jarett Dillard (R)
2006	Robbie Heos (L) Quinton Smith (B) Jarett Dillard (R)
2007	Robbie Heos (L) Chase Clement (B) Jarett Dillard (R)
2008	David Berken (L) CJ Ugokwe (B) Jarett Dillard (R)
2009	Scott Mitchell (L) Tyler Smith (B) Toren Dixon (R)
2010	Jake Hicks (L) Sam McGuffie (B) Vance McDONald (R)
2011	Jake Hicks (L) Tyler Smith (B) Vance McDonald (R)
2012	Nate Richards (L) Charles Ross (B)

	Jordan Taylor (R)
2013	Nate Richards (L) Charles Ross (B) Jordan Taylor (R)
2014	Matt Simonette (L) Jowan Davis (B) Jordan Taylor (R)
2015	Trey Martin (L) Darik Dillard (B) Zach Wright (R)
2016	Trey Martin (L) Samuel Stewart (B) Temi Alaka (R)
2017	Trey Martin (L) Nahshon Ellerbe (B) Aaron Cephus (R)
2018	Sam Pierce (L) Austin Walter (B) Austin Trammell (R)
2019	Nick Leverett (L) Aston Walter (B) Bradley Rozner (R)
2020	Shea Baker (L) Ari Broussard (B) Austin Trammell (R)

JESS NEELY DEFENSIVE AWARDS

The Jess Neely Defense Awards were started in 1966 in honor of the retired Rice head coach and athletic director. Ben Woodson, a long-time Rice booster and former chairman of the American General Companies, arranged for the presentation of two awards in Neely's name every year to the top Owl lineman and back. An award for the top linebacker was added in 1971. Neely passed away in 1983.

Year	Player (Position)
1966	Harlon Dearing (L) Chuck Latourette (B)
1967	Hugo Hollas (L) Jay Collins (B)
1968	Gene Auldrige (L) Pascual Piedfort (B)
1969	Steve Bradshaw (L) Bucky Allshouse (B)
1970	Roger Roitsch (L) Chris Hale (B)
1971	Larry Walling (L) Rodrigo Barnes (LB) Bruce Henley (B)
1972	Larry Walling (L) LaRay Brashers (LB) Bruce Henley (B)
1973	Cornelius Walker (L) Richard Hollas (LB) Preston Anderson (B)
1974	Cornelius Walker (L) Rodney Norton (LB) Larry Brune (B)
1975	Brent Barnes (L) Rodney Norton (LB) Larry Brune (B)
1976	Jeff Rose (L) Mark Bockeloh (LB) Don Parrish (B)
1977	Joey Beville (L) Robert Williamson (LB) Don Parrish (B)
1978	Dwight Moyer (L) Lamont Jefferson (LB) Don Parrish (B)
1979	Tom Adams (L) Robert Williamson (LB) Michael Downs (B)
1980	Tom Adams (L)

	Robert Williamson (LB) Michael Downs (B)
1981	Clenzie Pierson (L) Don Foster (LB) Richard Crayton (B)
1982	Clenzie Pierson (L) Richard Gray (LB) Brian Mica (B)
1983	Joel Rios (L) Doug Johnson (LB) Richard Crayton (B)
1984	Dwain Turner (L) Danny Burgess (LB) Dwayne Holmes (B)
1985	Dwain Turner (L) Danny Burgess (LB) Steve Kidd (B)
1986	Dwain Turner (L) Danny Burgess (LB) Steve Kidd (B)
1987	Jeff Thomas (L) Kyle Falk (LB) Donald Hollas (B)
1988	Ted Humphreys (L) O.J. Brigance (LB) William McClay (B)
1989	Tim Fitzpatrick (L) O.J. Brigance (LB) David Griffin (B)
1990	Tim Fitzpatrick (L) O.J. Brigance (LB) Greg King (B)
1991	Shawn Alberding (L) Tony Barker (LB) Nathan Bennett (B)
1992	Shawn Alberding (L) Corey Seymour (L) Emmett Waldron (LB) Sean Washington (B)
1993	Corey Seymour (L) Emmett Waldron (LB) Nathan Bennett (B)
1994	Ndukwe Kalu (L) Joe Davis (LB) Bobby Dixon (B)
1995	Ndukwe Kalu (L) Larry Izzo (LB) Warrick Franklin (B)
1996	Ndukwe Kalu (L) Rashad Reynolds (LB) Warrick Franklin (B)
1997	Andy Clifton (L) Rashad Reynolds (LB) LaDoughyous McCalla (B)
1998	Terrence Melton (L) Rashad Reynolds (LB) LaDoughyous McCalla (B)
1999	Judd Smith (L) Wesley Kubesch (LB) Dan Dawson (LB) Jason Hebert (B)
2000	Jake Jackson (L) Rashad Pittman (LB) Travis Ortega (B) Dan Dawson (B)
2001	Brandon Green (L) Dan Dawson (LB) Joe Bob Thompson (LB) Jason Hebert (B)
2002	Brandon Green (L) Jeff Vanover (LB) Greg Gatlin (B)
2003	John Syptak (L) Jeff Vanover (LB) Terry Holley (B)

2004	Jeremy Calahan (L) John Syptak (L) Adam Herrin (LB) Terry Holley (B)
2005	John Syptak (L) Adam Herrin (LB) Chad Price (B)
2006	Courtney Gordon (L) Brian Raines (LB) Andray Downs (B)
2007	George Chukwu (L) Brian Raines (LB) Andrew Sendejo (B)
2008	Scott Solomon (L) Brian Raines (LB) Andrew Sendejo (B)
2009	Scott Solomon (L) Terrance Garmon (LB) Travis Bradshaw (B)
2010	Cheta Ozougwu (L) Justin Hill (LB) Travis Bradshaw (B)
2011	Scott Solomon (L) Justin Allen (LB) Bryce Callahan (B)
2012	Christian Covington (L) Cameron Nwosu (LB) James Radcliffe (LB) Phillip Gaines (B)
2013	Christian Covington (L) Michael Kutzler (LB) Phillip Gaines (B)
2014	Brian Nordstrom (L) James Radcliffe (LB) Bryce Callahan (B)
2015	Derek Brown (L) Alex Lyons (LB) J.T. Blasingame (B)
2016	Blain Padgett (L) Alex Lyons (LB) J.T. Blasingame (B)
2017	Brian Womac (L) Emmanuel Ellerbee (LB) Brandon Douglas-Dotson (B)
2018	Zach Abercumbia (L) Blaze Alldredge (LB) George Nyakwol (B)
2019	Myles Adams (L) Blaze Alldredge (LB) George Nyakwol (B)
2020	De'Braylon Carroll (L) Blaze Alldredge (LB) Treshaw Chamberlain (B)

JAMES W. GLANVILLE AWARD

Named after the former Rice treasurer and member of the board of governors, the Glanville Award goes to the player who has achieved excellence in athletics, academics and integrity.

Year	Player (Position)
1992	Trevor Cobb (RB)
1993	Josh LaRocca (QB)
1994	Josh LaRocca (QB)
1995	Chris Cooley (OG)
1996	Jason Winship (DT)
1997	Andy Clifton (DE)
1998	Judd Smith (DT)
1999	Mike Gingrich (RB)
2000	Travis Ortega (DB)
2001	Joe Bob Thompson (LB)
2002	Brandon Green (DE)
2003	Chris DeMunbrun (OL)
2004	Raymorris Barnes (DB)
2005	John Syptak (DL)
2006	Andray Downs (DB)
2007	Bio Bilayae Benibo (RB)

Team Awards

2008	James Casey (WR)
2009	Travis Bradshaw (DB)
2010	Travis Bradshaw (DB)
2011	Travis Bradshaw (DB)
2012	Michael Kutzler (LB)
2013	Michael Kutzler (LB)
2014	Brian Nordstrom (LB)
2015	Darik Dillard (RB)
2016	Darik Dillard (RB)
2017	DJ Green (LB)
2018	Parker Hanusa (DL)
2019	Trey Schuman (DL)
2020	Trey Schuman (DL)

BILLY ED DANIELS AWARD

The Daniels Award is given to the player who exhibits the qualities most desired in a teammate: hustle, devotion and attitude. The award is selected by a vote of the coaching staff and is named after the longtime supporter of the university and former letterman (1950-52) who passed away in 1990.

Year	Player (Position)
1990	Shane Hollas (TE)
1991	Pio Hocate (DB)
1992	Greg Willig (QB)
1993	Randy Garcia (DE)
1994	Jeff Epp (RB)
1995	Jeff Sowell (DB)
1996	Kevin Masek (LB)
1997	Mark Spinner (OT)
1998	Keilone Gordon (RB)
1999	Judd Smith (DT)
2000	Ben Wulf (QB-RB)
2001	Dan Dawson (LB) Jason Hebert (DB)
2002	Vincent Hawkins (RB)
2003	Chris DeMunbrun (OL)
2004	Scott Mayhew (OL)
2005	Adam Herrin (LB)
2006	Dietrich Davis (LB)
2007	Marcus Knox (RB)
2008	Andrew Sendejo (DB)
2009	Marcus Knox (RB)
2010	Kevin Pool (RB)
2011	Turner Peterson (RB)
2012	Luke Willson (TE)
2013	Turner Peterson (RB)
2014	Matt Simonette (OL)
2015	Caleb Williams (OL)
2016	Cameron Johnson (WR)

"BLOODY JOE" DAVIS AWARD

The "Bloody Joe" Davis Award goes to the player or players who most display the competitive spirit of the legendary Rice assistant coach, rising above pain and injury to be the best player possible.

Year	Player (Position)
1991	Matt Sign (NG) Charles Gulbranson (DT)
1992	Joey Wheeler (LB)
1993	Jimmy Lee (WR)
1994	Jimmy Lee (RB)
1995	Joe Davis (LB) Jay Lamy (DB)
1996	Chad Nelson (QB)
1997	Benji Wood (RB)
1998	Judd Smith (DT)
1999	Clint Leschber (RB)
2000	Larry Brown (DT) Jason Hebert (DB)
2001	Dan Dawson (LB)
2002	B.J. Ferguson (DL)
2003	Kyle Herm (QB) Jeff Vanover (LB)

2004	Jeremy Calahan (DL) Cotey-Joe Cswaykus (DL)
2005	Cory Laxen (OL)
2006	Andray Downs (DB)
2007	Andrew Sendejo (DB)
2008	Brian Raines (LB)
2009	Terrance Garmon (LB)
2010	Eric Ball (OG)
2011	Scott Solomon (DE)
2012	Julius White (DB)
2013	Cody Bauer (DE)
2014	Matt Simonette (OL)
2015	Stuart Mouchantaf (DT)
2016	DJ Green (LB)
2017	No Award
2018	Graysen Schantz (DL)
2019	Brian Chaffin (C)
2020	Austin Trammell (WR)

BILL WHITMORE AWARD

Selected by the coaching staff, the Bill Whitmore Award goes to the most improved offensive player during spring drills. The award is named after the university's first full-time sports information director (1950-84) who passed away in August, 2002.

Year	Player (Position)
1987	Lorenzo Cyphers (RB)
1988	Mike Boudousquie (WR)
1989	Scott Reeves (OL)
1990	Mike Appelbaum (OL)
1991	Herschel Crowe (WR)
1992	Jimmy Lee (WR)
1993	Clemente Torres (TE)
1994	Pat Callahan (RB)
1995	Yoncy Edmonds (RB)
1996	Mike Jones (TE)
1997	Tony Washington (WR)
1998	Anthony Griffin (RB)
1999	Evans Meeks (WR)
2000	Jeremy Hurd (QB)
2001	Gilbert Okoronkwo (WR)
2002	Ed Bailey (RB)
2003	Ed Bailey (RB) Ryan Simonak (WR)
2004	Joe Moore (RB)
2005	Joe Don Wood (RB)
2006	Trey Hopson (RB)
2007	Chase Clement (QB)
2008	John Thomas Shepherd (QB)
2009	Keshawn Carrington (C)
2010	Pierre Beasley (WR)
2011	Andre Gautreaux (WR)
2012	Taylor McHargue (QB)
2013	Luke Turner (RB)
2014	Ian Gray (OL)
2015	Trey Martin (OL)
2016	Aston Walter (WR)

JOE DAVIS AWARD

Also selected by the coaching staff, the Davis Award winner is the most improved defensive player in the spring. Joe Davis was the legendary Rice assistant football (1940-70) and head basketball (1943-49) coach. He passed away in January, 1990.

Year	Player (Position)
1987	Stephen Holmes (DB)
1988	David Alston (DT)
1989	Bill Stone (LB)
1990	Brian Symonette (LB)
1991	Nathan Bennett (DB)
1992	Emmett Waldron (LB)
1993	Deric Rutherford (DE)
1994	Derrick Williams (LB)
1995	Jay Lamy (DB)

1996	Rashad Reynolds (LB)
1997	Terrence Melton (DE)
1998	David Grenardo (DB)
1999	Wes Kubesch (LB)
2000	Justin Engler (LB)
2001	Ross Lassley (DE)
2002	Corey Evans (DB)
2003	Adam Herrin (LB) William Wood (DL)
2004	Omeke Alikor (LB)
2005	Vernon James (LB)
2006	Victor Brooks (DL) Marcus Rucker (LB)
2007	Courtney Gordon (DE)
2008	Willie Garley (LB)
2009	Cheta Ozougwu (DE)
2010	Justin Hill (LB)
2011	Bryce Callahan (CB)
2012	Christian Covington (DL)
2013	Stuart Mouchantaf (DL)
2014	Brian Nordstrom (DL)
2015	DJ Green (LB)
2016	Emmanuel Ellerbee (LB)

BRIGANCE COURAGE AWARD

Created in 2009 to honor former linebacker O.J. Brigance, the award recognizes a Rice football player who exhibits the qualities that Brigance employed during his career at Rice.

Year	Player (Position)
2008	Brian Raines (LB)
2009	Andrew Sendejo (SAF)
2010	Cheta Ozougwu (DE)
2011	Tyler Smith (RB)
2012	Gabe Baker (SAF)
2013	Michael Kutzler (LB)
2014	Gabe Baker (SAF)
2015	Stuart Mouchantaf (DT)
2016	Darik Dillard (RB)
2017	Emmanuel Ellerbee (LB)
2018	Jack Fox (P)
2020	Garrett Grammer (LB)

NFF HAMPSHIRE HONOR

SOCIETY MEMBERS

Year	Player (Position)
2008	Lute Barber Bio Benibo Jonathan Cary Robby Heos
2009	David Berken James Miller Bencil Smith
2010	Clark Fangmeier Terrance Garmon Andrew Sendejo
2011	Brandon Long Kramer Lucio Cheta Ozougwu
2012	Justin Allen Travis Bradshaw John Goffre James Hicks Matt Nordstrom Scott Solomon
2013	Jamael Thomas
2014	Tanner Leland Klein Kubiak Michael Kutler Paul Porras
2015	Dylan Klare Brian Nordstrom
2016	James Farrimond Ryan Pollard Caleb Williams
2017	Darik Dillard
2018	Peter Godber D.J. Green Trey Martin Cole Thomas Robby Wells III Brian Womac
2019	Jorian Clark Joshua Cummings Parker Hanusa Graysen Schantz Haden Tobola
2020	Myles Adams Chris Barnes Brian Chaffin Nick Leverett Tom Stewart
2021	Mike Collins Austin Conrad Garrett Grammer Jacob Grams

Team Awards

Bob Quin Award

One of Rice's highest honors, the Bob Quin Award is given to the University's most outstanding all-around senior male student-athlete. It is given in memory of Bob Quin, a well-respected Rice student-athlete who passed away during a trip across the Atlantic Ocean in 1930. A group of Quin's friends felt that there would be no more suitable memorial to him than to establish an award at Rice to be given each year to the male student-athlete who exemplifies distinction in athletics, academics and leadership.

Year	Player	Sport
1931	E.J. (Dick) Jamerson	Football
1932	Reuben Albaugh	Golf
1933	Gordon Nicholson	Football
1934	Fred Alter	Tennis
1935	Harry Fouke	Football
1936	Harry Witt	Football, Basketball
1937	Howard Nicholls	Football
1938	James Nance	Football
1939	Douglas Sullivan	Football
1940	Frank Guernsey	Tennis
1941	Dick Morris	Tennis
1942	Chester Palmer	Basketball
1943	Bob Tresch	Football
1944	Clarence R.Darling, Jr.	Basketball
1945	William "Bill" Henry	Basketball
1946	John R.Donaldson	Track & Field
1947	Vince Buckley	Football
1948	Don Anderson	Football
1949	Augie Erfruth	Track & Field
1950	J.A. (Froggie) Williams	Football
1951	Charles L.Tighe	Football
1952	Billy Burkhalter	Football
1953	Dickie Bob Haddox	Football
1954	Dick Chapman	Football
1955	Kenny A.Paul	Football
1956	John A. Zimmerman	Tennis
1957	Clayton D. Williams	Tennis
1958	Matt D.Georges	Football
1959	Raymond Chilton	Football
1960	Charles O.Pollard, Jr.	Football
1961	Boyd King	Football
1962	Bob Johnson	Football
1963	Fred Hansen	Track & Field
1964	John Sylvester	Football
1965	Walter McReynolds	Football
1966	George Stroup	Track & Field
1967	Chuck Latourette	Football
1968	Jay Collins	Football
1969	Leland Winston	Football & Track
1970	Dick Fuqua	Baseball
1971	Burke Grandjean	Track & Field
1972	Stahle Vincent	Football
1973	John Allen	Swimming
1974	Ken Stadel	Track & Field
1975	Danny Carroll	Basketball
1976	Jeff Wells	Track & Field

Year	Player	Sport
1977	Mark Bockeloh	Football
1978	Chris Mullen	Tennis
1979	Elbert Darden	Basketball
1980	Mike Novelli	Track & Field
1981	Lamont Jefferson	Football
1982	Bobby Tudor	Basketball
1983	David Edwards	Baseball
1984	Danny Blonien	Golf
1985	William Moore	Track & Field
1986	Michael Lee	Football
1987	Danny Burgess	Football
1988	Jon Christian	Golf
1989	John Graf	Swimming
1990	Raoul Karp	Track & Field
1991	John "Jay" Thompson	Track & Field
1992	George Alexander	Track & Field
1993	Shuta Ishibe	Track & Field
1994	Todd Schoettelkotte	Basketball
1995	Adam Peakes	Basketball
1996	Jay Lamy	Football
1997	Larry Thompson	Football
1998	Adam Reiser	Track & Field
1999	Thomas N. Benford	Football
2000	Juddson "Judd" Smith	Football
2001	Mike Wilks	Basketball
2002	Tom Ring	Track & Field
2003	Brandon Green	Football
2003	Omar-Seli Mance	Basketball
2004	Richard & William Barker	Tennis
2005	Raymorris Barnes	Football
2006	John Syptak	Football
2007	Luke Stadel	Track & Field
2008	Cole St. Clair	Baseball
2009	David Berken	Football
2010	Jason Colwick	Track & Field
2011	Philip Adam	Track & Field
2012	Travis Bradshaw	Football
2013	Gabe Cuadra	Track & Field
2014	Andrew Murphy	Baseball
2015	Gabe Baker	Football
2016	Evan Karakolis	Track & Field
2017	Darik Dillard	Football
2018	Scott Filip	Track & Field
2019	Charlie Card-Childers	Track & Field
2020	Adolfo Carvalho	Track & Field

TEXAS SPORTS HALL OF FAME

Year	Player (Sport)
1956	Jimmy Kitts (Football)
1958	Fred Wolcott (Track)
1961	Pete Cawthon (Football)
1962	Cecil Grigg (Football)
1966	Eddie Dyer (Baseball)
1967	Fred Hanson (Track)
1969	Weldon Humble (Football)
1970	Buster Brannon (Basketball)
1970	Jess Neely (Football)
1978	Bill Wallace (Football)
1980	Dicky Maegle (Football)
1980	Jack Patterson (Track)
1984	Bob Kinney (Basketball)
1984	Emmett Brunson (Track)
1985	James "Froggy" Williams (Football)
2004	Wayne Graham (Baseball)
2009	Lance Berkman (Baseball) Tommy Kramer (Football)
2011	Tobin Rote (Football)

SOUTHWEST CONFERENCE HALL OF FAME

Year	Player (Sport)
2013	Lance Berkman (Baseball) Emmett Brunson (Track & Field) Trevor Cobb (Football) Eddie Dyer (Baseball) Wayne Graham (Baseball) Cecil Grigg (Football) Fred Hansen (Track & Field) Weldon Humble (Football) Bob Kinney (Basketball) Jimmy Kitts (Basketball) Tommy Kramer (Football) Dicky Maegle (Football) Jess Neely (Football) Tobin Rote (Football) Bill Wallace (Football) James "Froggy" Williams (Football) Fred Wolcott (Track & Field)
2014	Regina Cavanaugh (Track & Field) Harold Solomon (Tennis)
2015	Jose Cruz Jr. (Baseball) Ricky Pierce (Basketball)
2016	Valerie Tulloch-Cramer (Track & Field)
2017	Bobby May (Track & Field)
2018	Victor Lopez (Track & Field)
2019	Courtney Hall (Football)
2020	Kareem Street-Thompson

NATIONAL FOOTBALL FOUNDATION

HALL OF FAME	Player
Year Inducted	
1961	Weldon Humble
1965	James "Froggy" Williams
1978	Bill Wallace
1979	Dicky Maegle
1993	Buddy Dial
2012	Tommy Kramer
2018	Trevor Cobb

Year Inducted	Coach
1954	John W. Heisman
1971	Jess Neely

CONFERENCE USA HALL OF FAME

Year	Player
2019	Jarett Dillard

Hall of Fame

1970 INDUCTEES

Tony Bell (1919)	Football, Basketball, Baseball, Track & Field
Eddie Dyer (1922)	Football, Baseball
Wash Underwood (1927)	Football, Baseball
Emmett Brunson (1929)	Track & Field, Coach, Administration
Claude Bracey (1930)	Track & Field
Jake Hess (1932)	Tennis
Bill Wallace (1936)	Football
John McCauley (1936)	Football
Fred Wolcott (1940)	Track & Field
Bob Kinney (1942)	Basketball
Bill Henry (1945)	Basketball
Weldon Humble (1947)	Football, Track & Field
James "Froggy" Williams (1950)	Football
Dicky Maegle (1955)	Football
Fred Hansen (1963)	Track & Field

1971 INDUCTEES

Marion Lindsey (1922)	Football, Track & Field
John Underwood (1922)	Football
Lou Hassell (1933)	Football
Wilbur Hess (1935)	Tennis
David Weichert (1937)	Track & Field
Frank Gurnsey Jr. (1941)	Tennis
Fred Hartman (1941)	Football
Bill Tom Closs (1943)	Basketball
Bill Howton (1952)	Football
Gene Schwinger (1954)	Basketball
Buddy Dial (1959)	Football
Bobby May (1965)	Track & Field

1972 INDUCTEES

Tiny Kalb (1916)	Football, Basketball
Leslie Coleman (1923)	Tennis, Track & Field, Basketball, Baseball
Harry Witt (1936)	Football, Basketball
Jack Patterson (1939)	Track & Field
Frank Carswell (1941)	Basketball, Baseball
David Johnson (1954)	Football
Richard Chapman (1954)	Football
Jess Neely (Vanderbilt, 1922)	Football Coach, Administrator

1973 INDUCTEES

Mick Brown (1917)	Football
Lawrence Kingsland (1919)	Track & Field
Griff Vance (1920)	Football
Joe Davis (SW Tennessee 1922)	Football, Basketball Coach
Peg Melton (1924)	Baseball
Fred Stancliff (1926)	Track & Field
Bobby Curtis (1948)	Tennis
George Walmsley (1948)	Football
Joe Watson (1950)	Football
Buddy Weaver (1952)	Golf
Frank Ryan (1958)	Football
Robert Johnston (1962)	Football
Eddie Wojecki	Trainer

1974 INDUCTEES

Chester Klaerner (1933)	Football, Baseball, Track & Field
Tally Eaton (1936)	Basketball, Baseball
Bill Cummins (1948)	Basketball, Track & Field
Huey Keeney (1949)	Football
Gerald Weatherly (1950)	Football
King Hill (1958)	Football, Basketball, Golf

1975 INDUCTEES

Phil Arbuckle (Illinois 1905)	Football Coach, Administrator
Tommie Tomforde (1917)	Basketball, Football
Smokey Brothers (1936)	Track & Field
Hamilton Nichols (1947)	Football
J.W. Magee (1948)	Football
Don Lance (1958)	Basketball

1976 INDUCTEES

Gaylord Johnson (1921)	Administrator
Tom Cox (1950)	Track & Field
Vern McGrew (1950)	Track & Field
John Hudson (19540)	Football
Kendall Rhine (1964)	Basketball
Malcolm Walker (1965)	Football

1978 INDUCTEES

Cecil Grigg (Austin College 1917)	Football, Baseball, Track & Field Coach
Jess Petty (1937)	Track & Field
Art Goforth (1942)	Football
Carl Russ (1947)	Football
Don Rhoden (1953)	Football
Chuck Latourette (1967)	Football

1980 INDUCTEES

Percy Arthur (1935)	Football
Kenny Paul (1954)	Football
Tom Robataille (1959)	Basketball
Ed Red (1965)	Track & Field
Dr. Edward T. Smith	Team Physician (Baylor College of Medicine, 1929)

1981 INDUCTEES

Joe Greenwood (1930)	Golf
Leche Sylvester (1936)	Football
Ronnie Fisher (1961)	Tennis
Dave Roberts (1974)	Track & Field

1982 INDUCTEES

Ed DePrato (1922)	Football, Track & Field
Mike Hale (1933)	Football, Basketball, Track & Field
Hank Coffman (1948)	Track & Field
John Garrett (1957)	Golf
Rufus King (1961)	Football

1983 INDUCTEES

Tim Timmons (1921)	Basketball
Grandpa Wood (1927)	Football, Baseball
Jesse Willis (1930)	Track & Field
Jerry Sims (1958)	Baseball
Johnny Burrell (1962)	Football
Gary Reist (1971)	Basketball, Golf

1984 INDUCTEES

Quinn Connelley (1934)	Tennis, Football, Track & Field Coach
Richard Kristinik (1961)	Baseball
Warren Brattlof (1965)	Track & Field
Roger Roitsch (1971)	Football
Tommy Kramer (1977)	Football

1985 INDUCTEES

Kay Pearson Keating (1936)	Tennis
Augie Erfurth (1949)	Track & Field, Coach, Administrator
Sammy Giammalva (Texas 1956)	Tennis Coach
Jim Fox (1962)	Baseball, Basketball
Roland Jackson (1963)	Football

1986 INDUCTEES

Dr. Jack Brannon (Texas, 1936)	Associate Team Physician
Jim Gerhardt (1951)	Basketball, Track & Field
Bruce Henley (1974)	Football
Jeff Wells (1976)	Track & Field

1987 INDUCTEES

A.M. Bale (1936)	Football, Coach, Administrator
Calvin Bell (1939)	Track & Field
Don Suman (1945)	Basketball, Coach
James Sykes (1977)	Football

1988 INDUCTEES

Johnny Nichols (1964)	Football
Bill Askey, Conley Brown,	1969 Mile
Dale Bernauer, Steve Straub	Relay Team
Gary Butler (1972)	Football
Ricky Pierce (1982)	Basketball

1989 INDUCTEES

Matt Gorges (1959)	Football
Harold Solomon (1974)	Tennis
Ken Stadel (1974)	Track & Field
Allan Ramirez (1979)	Baseball

1990 INDUCTEES

Lou Hertenberger	Football Coach (St. Edward's 1929)
Bill Whitmore (Texas 1942)	Administrator
Bucky Allshouse (1971)	Football
Catherine Baker Nicholson (1981)	Track & Field
Norm Charlton (1986)	Baseball

1991 INDUCTEES

Charles Malmberg (1947)	Football
Sam Match (1949)	Tennis
Barton Goodwin (1978)	Golf
Mike Novelli (1979)	Track & Field

1992 INDUCTEES

Ralph Murphy (1949)	Football
Mike Estep (1971)	Tennis
Zan Guerry (1971)	Tennis
Darryl King (1979)	Track & Field
Regina Cavanaugh-Murphy (1987)	Track & Field

1993 INDUCTEES

Butch Seewagen (1968)	Tennis
Marty Froelick (1981)	Track & Field
Wendy Wood-Yang (1986)	Tennis
Steve Kidd (1987)	Football

1994 INDUCTEES

Ed Letscher (1939)	Golf
Paul Sanders (1939)	Track & Field
Olie Cordill (1940)	Football
Joe Durrenberger (1956)	Basketball
Kay Snell Gerken (1983)	Swimming

1995 INDUCTEES

Butler Perryman (1939)	Swimming & Diving
John Pickens (1968)	Tennis
Pam Klassen Lawrence (1988)	Track & Field
Courtney Hall (1990)	Football

1996 INDUCTEES

Bill Christopher (1943)	Track & Field
Leo Rucka (1954)	Football
Larry Whitmire (1958)	Football
Rosey Edeh (1990)	Track & Field

1997 INDUCTEES

Dick Dwelle (1943)	Football
Bill Burkhalter (1952)	Football
Jim Parker (1965)	Tennis
Tanya McIntosh (1989)	Track & Field

1998 INDUCTEES

Ken Whitlow (1941)	Football
Gawain Guy (1987)	Track & Field
Robyn Bryant (1989)	Track & Field
Trevor Cobb (1993)	Football

1999 INDUCTEES

Charlie Moore (1937)	Football, Coach, Administrator
Temple Tucker (1958)	Basketball
Jay Knoblauch (1988)	Baseball
Tracie Blumentritt (1983)	& Susan Rudd (1984)
1982 AIAW Tennis Doubles Champions	

2001 INDUCTEES

Kareem Streete-Thompson (1996)	Track & Field
Valerie Tulloch (1996)	Track & Field

2003 INDUCTEES

Jose Cruz Jr. (1996)	Baseball
O.J. Brigrance (1991)	Football
Gabriel Luke (1992)	Track & Field
Claudia Haywood Minor (1993)	Track & Field
Martha Hawthorne (LSU 1960)	Administrator

2005 INDUCTEES

Lance Berkman (1998)	Baseball
Andrea Blackett (1997)	Track & Field
Marla Brumfield (2000)	Basketball
Wayne Graham (Texas 1970)	Baseball Coach

2007 INDUCTEES

Victor Lopez	Coach
J.D. Smith (1959)	Football
Sammy Waldron-Shannon (1997)	Volleyball

Andrea Blackett, Tanisha Mills, Melissa Straker, Margaret Fox-Melton	1997 4x400 Relay Team
Mark Quinn (1998)	Baseball

2009 INDUCTEES

Don Knodel	Coach, Administrator
Allison Beckford (2004)	Track & Field
Damon Thames (2000)	Baseball

2011 INDUCTEES

Rodrigo Barnes (1973)	Football
Kenny Baugh	Baseball
Bryan Bronson	Track & Field
Candace Lessmeister (1995)	Track & Field
Mandy Mularz (2004)	Swimming
Greg Williams (1970)	Basketball

2013 INDUCTEES

Alice Falaiye (2003)	Track & Field
Ryan Harlan (2004)	Track & Field
Cristy McKinney	Coach
Jack Turpin (1951)	Tennis
Stahle Vincent (1972)	Football
2003 National Champions	Baseball

2015 INDUCTEES

Richard Barker (2004)	Tennis
William Barker (2004)	Tennis
Bubba Crosby (2001)	Baseball
Jarett Dillard (2008)	Football
Funmilayo Jimoh (2006)	Track & Field
Holly Jones-Wright (1988)	Basketball
Brent Scott (2004)	Basketball
Lauren Shockley (2005)	Soccer

2017 INDUCTEES

Morris Almond (2007)	Basketball
Jim Bevan	Track & Field Coach
Jason Colwick (2010)	Track & Field
Michael Harris (2005)	Men's Basketball
Pat Kreiger (2002)	Women's Basketball
Jeff Nichols (2001)	Baseball
Shaquandra Roberson (2000)	Track & Field
Joe Savery (2008)	Baseball
Charles Torello (1999)	Football

2019 INDUCTEES

1994 SWC Champions	Women's Cross Country Champions
Ron Smarr	Coach
Matt Anderson (1998)	Baseball
Earl Cooper (1981)	Football
Lauren Neaves (2006)	Women's Basketball
Rebeca Pazo (2005)	Volleyball

Rice Lettermen's list

• AAA •

Zach Abercrombia	2015, 2017-18
Rayford Abraham	1983-84-85-86
Justin Abt	2004-05-06-07
Bert Adams	1985-86
Carroll Adams	1931-32
Doug Adams	1984-85
Miles Adams	2019-20
Myles Adams	2016-17-18-19
Tom Adams	1977, 1979-80
Joseph Agnew	2006
Tolu Akinwumi	2011
Uzoma Akenebu	2016-17
Temi Akala	2014-15-16
Ray Alborn	1959-60-61
Shawn Alberding	1989-90-91-92
Dennis Alexander	1968
George Alexander	1965-66-67
M.H. Alexander	1918-19, 1921
Tommy Alexander	1968-69-70
Randy Alford	1970-71-72
Omeke Alikor	2003-04-05-06
Blaze Alldredge	2018-19-20
Davon Allen	2008-09-10-11
Donald Allen	1988, 1992
Chase Allen	1995-96-97
Emerson Allen	1992-93-94-95
Frank Allen	1949-50
Justin Allen	2010-11
J.J. Allen	1928
Robert Allen	1950
Travis Allen	1930
Marvin Allensworth	1983
Isaac Allison	2000-01
J.D. Allnoch	1927-28
Jack (Bucky) Allshouse	1968-69-70
G.F. Alsbrook	1956
David Alston	1985-86-87-88
Kevin Ancell	1985
Calvin Anderson	2015-16-17
Don Anderson	1945-46-47
Gary Anderson	2005-06-07
John Anderson	1948-49
Preston Anderson	1971-72-73
Chike Anigbogu	2019-20
Rene Aninayo	2001
Max Aniyam	2007-08-09-10
Gene Antil	1957 (Manager)
Larry Anthony	1960-61
Mike Appelbaum	1989-90-91-92
Antoine Arbuckle	1981-82
Jonathan Arceneaux	2006
Ron Arceneaux	1971-72
William Ard	1934-35-36
Alvaro Arenas	1975
George Armstrong	1942
Henry Armstrong	1942, 1946-47
Joel Armstrong	2004-05-06-07
Kris Armstrong	1993-94
G.L. Arnold	1945
Harry Arthur	1936-37-38
Percy Arthur	1933-34
Twyman Ash	1956
Adrayll Askew	1992-93-94-95
Ricky Askew	1981-82-83
Jesse Atkins	1933-34-35
Gene Auldridge	1966-67-68
Scott Austin	2005-06-07
Charles Avants	1973-74
Howard Ayers	1963-64
Max Anyiam	2007-08-09-10

• BBB •

Johnny Bagwell	1993, 1995
William Bagwell	1941
Ed Bailey	2001-02-03-04
Jake Bailey	2019-20
Pat Bailey	1957-58
Gabe Baker	2010-12-13-14
Shea Baker	2018-19-20

Louis Balady	1989-90-91-92
Billy Baldwin	1989-90-91-92
Matt Baldwin	1996-97-98-99
A.M. (Red) Bale	1934-35
Eric Ball	2009-10-11
Larry Ball	1977-78
Joe Ballard	2014-15, 2017
Van Ballard	1949
Jaren Banks	2020
VJ Banks	2014-15, 2017
Lute Barber	2005-06-07
Tony Barker	1990-91
Eric Barkett	1983
Brent Barnes	1973-74-75
Chris Barnes	2018-19
Melvin Barnes	1933-34
Raymorris Barnes	2001-02-03-04
Rodrigo Barnes	1969, 1971-72
Jean Barras	1955
C.A. Barrett	1921
Kensley Barrett	1999
Bert Barron	1963-64-65
Joe Barron	1968-69
Dennis Barry	1977-78-79-80
Aaron Bassett	1998
Lyly Bassett	1939-40
Billy Batchelor	1968-69-70
Jeremy Bates	1997, 1999
Marcus Battle	2002-03-04
JaQuez Battley	2018
Vodden Baucham	1989
Cody Bauer	2009-10-12-13
Larry Baugh	1971-72
Joel Baxter	1981-82
J.E. Beall	1915
Andy Beard	1995-96-97-98
Pierre Beasley	2008-09-10
Rod Beavan	1996-98-99-2000
Robbie Beck	2000-01-02-03
Nathan Beck	1980, 1982
Karlon Bedford	1996-97-98-99
H.L. Bell	1916-17-18
H.W. Bell	1945
John Belton	1936
Jarrett Ben	2008-09
Thomas Benford	1995-96-97-98
Jason Benjamin	2002
Nathan Bennett	1990-91-92-93
L.V. Benningfield	1965-66-67
Bubba Berg	1971-72
Aaron Berger	1926-27
David Berken	2005-06-07-08
Dale Bernauer	1969
Don Bernshausen	1971-72-73
Christian Bertrand	2016-17
Wayne Bertsch	1962-63-64
Joey Beville	1974-75-76-77
R.S. Bickford	1920-21-22
Adrian Bickham	2019-20
Justin Bickham	2015, 2017-18
Bob Biering	1934-35
Brad Bierstedt	1979-80-81-82
John Biggs	1994
Bio Bilaye-Benibo	2005-06-07
Guy Billups	2012-13-14
Andrew Bird	2019-20
Brent Bishop	1997
Charles Blackburn	1970
William Blackburn	1941-42
F.B. Blackstone	1926-27-28
Jason Blackwell	1995-96-97-98
Calvin Blair	1981
Dennis Blair	1975-76-77-78
Bernie Blaschke	1979-80-81
J.T. Blasingame	2012, 14-15
Butch Blume	1960-61
Charles Boatman	1960
Mark Bockeloh	1973-74-75-76
Wade Bode	1971-72-73
Larry Boehnemann	1975-76

F.C. Boettcher	1918, 1920-21-22
Milton Bohannon	1930-31
Matt Bohling	2003-04-05
Henry Bollman	1934-35
James Bommarito	1987
Charlie Booker	2019
Guy Booker	1975-76-77-78
Gavin Boothe	2000-01
Mike Boudousquie	1985-86-87-88
Greg Boston	1975-77
Chris Boswell	2010-11-12-13
Chris Boudreaux	2018-20
Al Boughton	1951
Richard Bowe	1962-63-64
Charles Bowen	1960-61
Lindsay Bowen	1941-42
Donald Bowers	1987-88-89-90
Bobby Bowman	1949
Roland Boyce	1972-73, 1975
Brandon Boyd	2000-01-02-03
Kevin Brabham	1994-95-96-97
Andre Brackens	2010-11
B.H. Bradbaer	1943-44-45
F.S. Braden	1927-28
Garrett Braden	2020
Emmanuel Braden	1948-49-50
Jack Bradley	2019-20
Leroy Bradley	1998-99-2000-01
Steve Bradshaw	1967-68-69
Travis Bradshaw	2008-09-10-11
Carmen Brandon	1933-34-35
Robert Brandon	1937-38-39
William Brandon	1936-37
Dick Brannon	1938-39
Ted Brannon	1941-42
Neal Branscum	1964-65
Daniel Brast	1960
Jeff Brast	1977-78
LaRay Brashers	1970-71-72
C.A. Brett	1920
Ray Brewster	1986-87
Shirley Brick	1915-16-17, 1919
Blois Bridges	1952-53
Thad Bridges	1995-96
O.J. Brigrance	1987-88-89-90
James Briggs	1955-56
Trey Briggs	2009-10-12
Antonio Brinkley	1981, 1983-84-85
John Brock	2003
Rondel Brock	1973-74-75
Bo Broeren	1977-78-79
Victor Brooks	2006-07-08
Ward Broom	1983-84
Ari Broussard	2019-20
Paul Brotze	1988-89-90
Blair Brown	1996-97
Derek Brown	2012-13, 15
E.V. Brown	1918-19-20
Jeff Brown	1940-41
Larry Brown	1998-99-2000-01
Spencer Brown	1960-61
Bob Brown	1969-70-71
W.E. Brown	1913-14-15-16
Bob Brumley	1939-40-41
Mark Brundage	2008-09
Larry Brune	1973-74-75
Billy Bucek	1957-58-59
Joe Buck	1970-71-72
Donald Bulanek	1973-74
Jaeger Bull	2018-19-20
Stanley Burge	1976
Danny Burgess	1983-84-85-86
Eddie Burgoyne	1983, 1985-86
Sammie Burk	1950, 1953
Percy Burke	1930-31-32
Bill Burkhalter	1949-50-51
DeWayne Burnett	1982-83-84-85
Max Burnett	1960
Tony Burnett	1983-84
Johnny Burrell	1959-60-61

Michael Burt	1981-82-83-84
Gary B. Butler	1970-71-72
Gary O. Butler	1981-82-83-84
Everett Burton	1993-94-95
Charles Buxton	1966
Judson Byars	1966
James Byrd	1933
Lance Byrd	2003-04-05-06

• CCC •

Leon Caddell	1959-60-61
Ted Cain	1942
Jeremy Calahan	2001-02-03-04
Prudy Calderon	2018-19-20
Larry Caldwell	1969-70-71
Jonathan Calhoun	2006
Michael Calhoun	1981-82
Robert Calhoun	2006-07-08-09
Dale Calihan	1963-64
Bryce Callahan	2011-12-13-14
Pat Callahan	1992-93-94-95
Aubrey Calvin	1929
Dean Calvin	1922
Charles Campbell	1984-85-86
Donald Campbell	1950
J.I. Campbell	1921-22-23
Kobie Campbell	2020
Jerry Candler	1960-61-62
Anthony Canady	2013
Greg Cannady	1976
Douglas Canter	1977
John Cardwell	1970
Rhett Cardwell	2018-19
Gary Carley	1969-70
Nico Carlson	2011-12-13-14
Dan Carlton	1970-71
Eddy Carnes	1970
Dan Carpenter	2016
Keshawn Carrington	2008-09-10-11
DeBraylon Carroll	2019-20
Drew Carroll	2011-12-13
F.R. Carroll	1916
Elwois Carson	1974
Carson	1920
Harmon Carswell	1950
David Carter	2003-04
Jayson Carter	2014
Ty Carter	2016
Jonathan Cary	2005-06-07
James Casey	2007-08
Buck Casson	2004-05
Alex Castano	1992
Andrew Cates	2003-04-05
Troy Cates	1980-81-82-83
James Cauley	1957
Connor Cella	2013-14-15-16
Aaron Cephus	2017-18
Ronnie Cervenka	1963-64-65
Danny Cestero	2001
Brian Chaffin	2019
Treshawn Chamberlain	2018-19-20
R.E. (Roy) Chambers	1921-22-23
Richard Chapman	1951-52-53
Caleb Chappelle	2020
David Cherry	1974-75-76
Bill Chilivets	1971-72
Raymond Chilton	1956-57-58
Jonathan Chism	2000-01-02-03
T.F. Chmelik	1945
Rick Christon	1983
Craig Christopher	1963-64-65
George Chukwu	2004-05-06-07
Lawrence Cimino	2016
Tommy Clanton	1970-71-72
Drew Clardy	2003-04-05-06
Derek Clark	2010
Jeff Clark	1914-15
Jorian Clark	2015-16-17-18
Rand Clark	1974
Chase Clement	2005-06-07-08

Scott Clements	1981-82
Steve Clements	1989-90
Andy Clifton	1994-95-96-97
Billy Cline	1938
Henry Clore	1932-33
W.P. Clyce	1914-15
Coan	1914-15
Trevor Cobb	1989-90-91-92
James Cochran	1963
Nigel Coddington	1987-88-89-90
Dan Coffee	1936-37-38
John Coffee	1930-31
Frank Cogdell	1935
Johnny Cole	1961-62
Everett Coleman	1986-87-88-90
John Coleman	1972-73-74-75
Trey Coleman	2003
Mike Collier	1975-76-77-78
Mike Collins	1973-74-75-76
Edwin Collins	1971-72-73
Jay Collins	1965-66-67
Larry Collins	1981-82-83-84
Mike Collins	1978, 1980-81
Mike Collins (QB)	2020
Roger Collins	1968-69-70
Mark Comalander	1984-85-86-87
Merle Comstock	1926-27
Herman Conklin	1930-31-32
Tony Conley	1968-69
Quin Connelley	1933
Austin Conrad	2019-20
Kevin Conrad	1995
Taylor Cook	2010-11-12
Chris Cooley	1992-93-94-95
Don Coontz	1981
DeJaun Cooper	2003-04-05-06
Earl Cooper	1976-77-78-79
Vaquero Cooper	1972
Ford Corbett	2016
Paxton Corder	2000
Olie Cordill	1937-38-39
John Cornett	1960-61
Don Costa	1954
Byron Coston	1991-92-93-94
Kayne Coulter	1986-87-88-89
Pat Courtney	1989
Vince Courville	1981-82
Christian Covington	2012-13-14
Billy Cox	1960-61-62
Gary Cox	1973-74-75
John L. Cox	1943-44
LaVon Cox	1953-54
Clif Crabtree	1969, 1971-72
Derek Crabtree	1998-99-2000-01
Ryan Craig	2006-07-08
W.O. Crain	1926
Courtney Cravin	1987-88-89-90
J. F. Crawford	1937
Marshall Crawford	1953-54-55
Richard Crayton	1981, 1983
Cleo Creamer	1937
Kolis Crier	1990-91-92
Clint Crisp	2001-02
Bill Crockett	1950-51-52
Ernest Crockett	1977-78-79
Herschel Crowe	1990-91-92-93
L.C. Crutchfield	1943
Cotey-Joe Cswaykus	2002-04
Cullie Culpepper	1972-73-74
Joshua Cummings	2016-17-18
R.E. Cummings	1913-14
Doug Cunningham	1975-76-77-78
W.B. Cunningham	1920
Lorenzo Cyphers	1985-86-87-88

• DDD •

J.W. Dain	1916, 1919-20
David Damer	1981-82
Rob Daniel	2002-03-04-05
Billy Ed Daniels	1950-51-52

Rice Lettermen's list

Larry Darling	1965-66-67	Virgil Eikenberg	1942, 1946-47	Alex Francis	2011-12-13	Brynton Goynes	1992-93-94-95	Henry Harrison	1973-74
David Darr	1977-78-79-80	Anthony Ekpe	2017-18-19	Johnnie Frankie	1934-35-36	Ronnie Graham	1962	Will Harrison	2017-19-20
Eldon Daunoy	1934	Nick Elder	2012-13-14	Warrick Franklin	1993-94-95-96	Garrett Grammer	2017-18-19-20	Dan Hart	1951-52-53
F.M. Daugherty, Jr.	1935	Nahshon Ellerbe	2016-17-18-19	Bill Frazier	1951-52	Jacob Grams	2018-19-20	Alvin Hartman	1958-59-60
Bryan Davenport	1971-72-73	Emanuel Ellerbee	2014-15-16-17	Corey Frazier	2009-10-11-13	J.T. Granato	2016	Fred Hartman	1938-39-40
Angus Davis	1985-86	Alfred Ellis	1979	Ed Freeny	1985	Kylen Granson	2016-17	Sammy Hartman	1987-88-89-90
Dietrich Davis	2005-06	Baron Ellis	1940-41	Robert French	2019-20	Darryl Grant	1977-78-79-80	Brice Harvey	1991
Dillon Davis	2020	D' Angelo Ellis	2016-17-19	Sean Fresch	2020	Charles Grantham	1953	Billy Harvin	1998-99-2000-01
George Davis	1965-66-67	Ron Ellis	1990, 1991-93	Joseph Friedman	1934-35-36	Jerry Graves	1956-57-58	Lou Hassell	1930-31
J.B. Davis	1943	Terrence Ellis	2020	Pat Friend	1972	Bobby Gray	1992-93-94	Mark Hatch	1981, 1983
Joe L. Davis	1997, 1999-2000	Cole Elms	2018	Jim Frith	1975-76	Ian Gray	2011-12-13-14	Clint Hatfield	2001-02-03-04
Joe W. Davis	1992-93-94-95	Donald Elsik	1963-64	Michael Fritsch	1961	Neal Gray	1996-97-98-99	Ron Hatfield	1962
John Davis	1984-85-86-87	Bert Emanuel	1992-93	Jack Frye	1931	Richard Gray	1980-81-82	Vincent Hawkins	1999-2000-01-02
John W. Davis	1992	Kody Emmert	2008-09-10	Garrett Fuhrman	2012-13-14-15	Brandon Green	1999-2000-01-02	Dustin Haynes	2002-03, 2005
Jowan Davis	2013-14-15-16	Ikenna Enechukwu	2019-20	Howard Fulwiler	1913-14-15	DJ Green	2014-15-16-17	Tobin Haynes	1970-71-72
Larry Davis	1967-68-69	David England	1979-80	• GGG •					
Tim Davis	1969	Justin Engler	2000-01-02	Bruce Gadd	1970-71-72	G.M. Green	1917	Donald Hayward	1968-70
W.R. Davis	1927	Terry English	1970	Kevin Gaddis	2009-10	J.R. Green	1937-38-39	Bubba Heard	2005-06-07
Brandon Dawkins	2013-14-16	Andy Erickson	2010	Phillip Gaines	2009-10-12-13	T.W. Green	1929	William Heard	1940-41
Dan Dawson	1998-99-2000-01	Eddie Enriquez	1988-89-90	Will Galusha	2003	Wiley Green	2019-20	R.H. (Hal) Heath	1917-18-19
Joel Dawson	1988-89-90-91	Jeff Epp	1994	Robert Garbrecht	1952-53	Jack Greene	2017-18	Clay Hebert	2010-11
Jack Day	1950-51-52	Augie Erfurth	1945	Cole Garcia	2018-19-20	Buddy Gregory	1984-85-86	Jason Hebert	1998-99-2000-01
Harlon Dearing	1963, 1964-66	Ed Erwin	1969-70	Elijah Garcia	2017-18-19-20	David Grenardo	1995-96-97-98	W.C. Heflin	1922-24
Cameron Decell	2014-15-16	Jarrett Erwin	1997-98-99-2000	Paul Garcia	1978-79	David Grice	1988-89	Joe Heikkinen	1983-84-85-86
Ricardo Deckard	1990-91	John Eskridge	1962	Randy Garcia	1991-92-93	Anthony Griffin	1997-98-99-2000	Van Heitmann	2020
Chris DeMunbrun	2001-02-03	Zach Espinosa	2012-13-14-15	Max Gardner	1970 (Manager)	David Griffin	1988-89-90-91	Kelly Hejtmancik	2000-01
Patrick Dendy	2000-01-02-03	Emmanuel Esukpa	2016-17-18	E.L. Garlach	1919	Khalan Griffin	2020	August O. Hein	1930
E.W. DePrato	1918-19-20-21	Braxton Evans	2005	Doug Garland	1977	Louis Griffin	1975-76	Greg Heiskel	1983
Craig Desmond	1989	Corey Evans	1998, 2000-02	Willie Garley	2007-08-09-10	Scott Grimes	1996-97-98-99	John Held	1956
Tre'shon Devones	2019-20	Ernest Evans	1984-85	Terrence Garmon	2006-07-08-09	G.E. Grininger	1943-44	Greg Henderson	2001-02-03-04
Marvin DeWoody	1939-40	Rishone Evans	2002	James Garner	1968, 1970	L.H. Gripon	1915-16	James Henderson	1964-65-66
Carlton Derrett	1976-77-78	Jack Everett	1939-40	D.R. Garnett	1913-14	Dale Grounds	1969-70-71	Joe Henderson	1967-68-69
Buddy Dial	1956-57-58	Ricky Evrard	1977	Skip Garrett	1977-78-80	Charles Gulbranson	1990-91-92	Thomas A. Henderson	1929
Albert Dickey	1930-31-32	• FFF •						Gerald Gusler	1957-58
J.E. Dickson	1941-42	Mike Falco	2003-04-05-06	Julius Garrett	1933	• HHH •			
Joseph Dill	2017-18	David Falgout	2008-09	Derek Gary	1999-2001	Michael Haack	2020	Bruce Hendrickson	1956
Darik Dillard	2013-14-15-16	Kyle Falk	1984-85-86-87	Arnaud Gascon-Nadon	2008	Tony Hackebeil	1975-76	Joey Henke	1982-83
Jarett Dillard	2005-06-07-08	Calvin Fance	1977-78-79-80	Greg Gatlin	1999-2000-01-02	Dickie Bob Haddox	1950-51-52	Bruce Henley	1971-72-73
Joey DiQuinzio	1977-78	Clark Fangmeier	2006-07-08-09	Andre Gautreaux	2011-12-13	Cody Hennessee	2013-14-15-16	Eric Henley	1988-89-90-91
Bobby Dixon	1992-93-94-95	Nick Fanuzzi	2009-10-11	Donald Gee	1955	Hunter Henry	2019	Cody Hennessee	2013-14-15-16
Toren Dixon	2006-07-08-09	Steve Farabee	1977	Fred Geisler	1973-74	Don Hager	1937-38-39	Robby Heos	2004-05-06-07
William Doak	1978	Tanyan Farley	2012-13-14	Giovanni Gentosi	2018	W.W. Hair	1919-20	Kyle Herm	2000-01-02-03
Jacob Doddridge	2019-20	James Farrimond	2013-14-15	Eddie Gentry	1981-82-83	Frank Hairston	1937-38	Adam Herrin	2002-03-04-05
Jonah Doddridge	2020	Jack Faubion	1968-69-70	Spencer George	1993-94-95-96	Billy E. Hale	1962-63-64	John Paul Hershey	1970-71-72
Larry Doolen	1966	F.T. Fendley	1913-14-15	Pat N. Gerald	1961	Chris Hale	1968, 1970-71	Randy Hertel	1977-78-79-80
J.R. Dormant	1916-17	Leroy Fenstemaker	1952-53	Pat S. Gerald	1983	Gene Hale	1941	E.W. Herting, Jr.	1925-26, 1928
Garrett Dornon	2004	David Ferguson	1963-64-65	Nate German	2015-16	Travis Hale	1999-2000-01-02	Charles Hester	1981-82-83-84
Brandon Douglas-Dotson	2015-16-17-18	Gary Ferguson	1972-73-74	Joel Giddens	1984-85-86-87	W.R. (Billy) Hale	1930	David Hester	1966-67
Christopher Douglas	2006-07-08	Derek Ferraro	2019-20	Jared Gilbert	2004-05	W.L. Hale, Jr.	1922-23-24	Tom Hetherington	1990-91-92-93
Truman Douty	1931-32	Hap Feuerbacher	1971-72	Trevor Gillette	2010-11-12-13	Robert Hailey	1965-66-67	J.C. Heyck	1924-25
Andray Downs	2003-04-05-06	Kenny Fields	1987	Greg Gillingham	1990-91	James Hairston	2014	Brian Hibbard	2020
Michael Downs	1977-78-79-80	Paul Fields	1966-67	Donald Gillis	1955, 1957	Barney Haley	1933	Jake Hicks	2008-09-10-11
James Doyle	1964-65-66	Lanny Fife	1955	Mike Gingrich	1995-96, 1998-99	Bill Haley	1992	Bryan Hill	1978-79-80-81
Dan Drake	1951-52	Jaylon Finner	2011-12-13-14	Matt Ginn	2003, 2005	Andy Hall	2003-04-05	Justin Hill	2007-08-09-10
Ronald Dreyer	1962	Mike Firestone	1979-80	John Ginfoffre	2008-09-10-11	Chris Hall	1993	King Hill	1955-56-57
Thomas Driscoll	1930-31-32	Chris Fisher	1973-74-75	Paul Gioski	1949-50	Courtney Hall	1985-86-87-88	Louis D. Hill	1930
Victor Driscoll	1930-31-32	Billy Fisk	1951-52	James Givens	1983-84	Jerry Hall	1954-55	Malcolm Hill	2011-12-13-14
Drummond	1919	Brendon Fitzgerald	1991-92-93	Sam Glaesmann	2017	Lee Haltom	1915	Ross Hill	2011
Larry Dueitt	1957-58	Tim Fitzpatrick	1988-89-90	Vernon Glass	1948-49-50	Halworthy	1919	Glen Hine	1964-65-66
Darryl Duffie	1983	Gene Fleming	1962-63-64	Earl Glassie	1939	Brandon Hamilton	2012, 14	Glen Ray Hines	1986-87
E.R. Duggan	1918-19-20-21	Christian Fletcher	2011-12-13	George Glauser	1948-49-50	Robbie Hamilton	2005-06	Jess Hines	1936-37-38
Richard Duggan	1988-89-90-91	Larry Flournoy	1967 (Manager)	Steve Gleaves	1975, 1977-78-79	James Hamrick	1983-84-85	Jimmy Hines	1987-89
Jordan Dunbar	2020	Sam Flowers	1937	Tommy Godard	1971-72-73	Lee Hammett	1930-31-32	Garland Hinman	1932
Julian Duncan	1995-96-97-98	Izeya Floyd	2019-20	Peter Godber	2014-15-16-17	Robert Hammond	1968	Eugene Hinyard	1966-67-68
Frank Dunnigan	1948-49 (Manager)	Harris Forbes	1971-72 (Manager)	Byron Godfrey	1994-95-96-97	Edwin Hander	1930-31-32	Zach Hoban	2019
Taylor Dupree	2007-08-09-10	John Forbes	1934-35-36	Art Goforth	1939-40-41	Paul Hancock	1936-37-38	Pio Hocate	1991
J.R. Dutton	1921	Kevin Ford	2002	Bart Goforth	1970-71-72	Bill Haner	1937-38	Paul Hochuli	1925-26
Dick Dwelle	1940-41-42	Shelburne Ford	1958-59	Bill Goins	1991-92-93	Hunter Hanley	2020	Howard Hoelscher	1956-57
E.H. (Eddie) Dyer	1918-19-20-21	Walter Ford	1977-78-79	Jimmy Golden	1992-93	Wes Hansen	1976, 1978-79	Dick Hoerster	1945-46-47
Raymon Dyer	1960-61 (Manager)	B.J. Forgyson	1998-99-2000-02	Layton Golemon	1952-53-54	C.A. Hanson	1944	Jon Hodde	2011-12-13
• EEE •						Parker Hanusa	2016-17-18	Kevin Hodges	1982-83
Jim Earthman	1977-78-79	Robert Forrester	1998	Mike Gonzales	1987-88	A.W. Harder	1928	Robert Hoffmann	1978-79-80
Mike Ecklund	1991-92-93	Hosea Fortune	1979-80-81	Mike Goode	1971-72-73	Geron Hargon	2020	Dana Hogan	1991-92-93-94
Jeremy Eddington	2010-11-12-13	Lawrence Fortuné	1995	Jeramy Goodson	2008-09	Brendan Harmon	2018	Michael Holder	1964
Dan Edling	1981-82	Dan Foster	1980-81	Buford Goodwin	1922	Jeremy Harper	2003	Lamoine Holland	1954
Yoncy Edmonds	1992-93-94-95	Harry Fouke	1933-34	Darrell Goolsby	1984-85-86-87	Lew Harpold	1953-54-55	Donald Hollas	1987-88-89-90
Isaiah Edwards	2016	Heath Fowler	1998-99-2000-01	Justin Gooseberry	2019	Wayne Harpold	1979-80-81-82	Hugo Hollas	1965-66-67
Larry Edwards	1974-75-76	J.J. Fox	1945	Courtney Gordon	2003-04-05-06	Archie Harris	1982-83	Richard Hollas	1971-72-73
Randy Eggemeyer	1973-74-75	Jack Fox	2015-16-17-18	Keilone Gordon	1995-96-97-98	Jerry Harris	1955-56	Shane Hollas	1989-90-91-92
						Odis Harris	1930-31-32	Will Hollas	1985-86, 1988
						Tommy Harris	1982, 1984	Terry Holley	2001-02-03-04

Rice Lettermen's list

Ronnie Holliday	1965	Randy Jinks	1968	Chester Klaerner	1930-31	Clint Leschber	1996-97-98-99	Rock Mathis	1983, 1986
Ben Hollingsworth	1963	George Jinks	1967	Dylan Klare	2010-11-13-14	Norman Letts	1933-34	Paine Maticisk	2016-17
Michael Holman	2002	Albert Johnson	1954-55-56	Isaac Klarkowski	2019-20	Nick Leverett	2019	Raymond Mauldin	1959
Dwayne Holmes	1981-82-83-84	Cameron Johnson	2016-17	Clifford Klindworth	1935-37	Msonthi Levine	1992	Joe Tom Maxwell	1965
Stephen Holmes	1984-85-86-87	Carl Johnson	1952-53	Cory Klingler	2015-16	Keith Lewis	1984-85-86-87	Lee May	1930
Greg Holloran	1996-97	Cedrick Johnson	1977, 1979-80	Max Kloesel	1959, 1962 (Manager)	Kerry Lewis	1991-92	James Mayden	2014-16
H.L. Hood	1943	Clint Johnson	1998-99-2000-01	Scott Kloesel	1983-84-85	Ryan Lewis	2009	Scott Mayhew	2002-03-04
Jeff Hood	1985-86-87-88	Collin Johnson	2016	H.L. Klotz	1922-23	Tommy Lewis	1973-74, 1976	Sam Mays	1933-34-35
Mike Hooks	1989-90-91-92	Connor Johnson	2014-16	Brent Knapton	1986-87-88	Walter Ligon	1959-60	Louis Mazzurana	1962
W.A. Hooper	1928	Danny R. Johnson	1973-74-75-76	Charles Knight	1956-57-58	Ronnie Lillard	2008-09	Malden McArthur	1930-31
J.M. Hopkins	1924	David (Kosse) Johnson	1951-52-53	Dewitt Knight	1932	Andy Lindblade	1984-85	Mark McArthur	1983
Reggie Hopkins	1978	Donald Johnson	1968, 1970	Zane Knipe	2019	Preacher Lindsay	1917, 1919	Ross McBrayer	1937
David Hornberger	2001	Doug Johnson	1980, 1982-83-84	Joe J. Knipple	1926-27-28	James Liska	1973-74-75	Jake McBride	1945, 1948
Joe Hornberger	2001	Eddie Johnson	1983-84	William Knowles	1977, 1979-80	Steve Lister	1983-84	William McCabe	1972-73-74
Cary Horton	1990-91-92	Eric Johnson	1984-85-86-87	Marcus Knox	2006-07-08-09	Gene Little	1950-51-52	W.J. McCaine	1921
Brent Hotard	2008-09-10-11	Freddy Johnson	1979-80	Allen Koch	1986-87-88-89	Bobby Lively	1958-59-60	LaDouphyous McCalla	1995-96-97-98
David Houser	1974, 1976-77-78	Jerry Johnson III	2019-20	Koenig	1927	Kirk Lockhart	2019-20	Wally McCampbell	1984
C.C. Howard	1944-45	JoVoni Johnson	2019-20	Koty Kothmann	1981-82	Richard Lockman	1979	George McCarble	1928-29-30
Ed Howard	1991-92-93-94	Jordan Johnson	1994	Jordan Kramer	2000, 2002-03-04	Mark Lodge	1996	John McCauley	1932, 1934-35
Gabe Howe	2001-02	Preston Johnson	1964	Michael Kramer	1972	Ed Lofton	1973-74-75	William McClay	1985-86-87-88
Bill Howton	1949-50-51	Sammy Johnson	1971-72-73	Ronald Kramer	1957	G.A. Lokey	1922	Wayne McClelland	1959
Javante Hubbard	2017-18-19	Robert Johnston	1959-60-61	Tommy Kramer	1973-74-75-76	Brandon Long	2007-08-09-10	Mike McCollum	1971
Will Hubbard	1962, 1964	Ronnie Johnston	1969-70-71	Rolf Krueger II	2003-04-05-06	Trevor Long	2015-16-17	Keith CJ McCord	2020
Robert Hubble	1978-79-80-81	Bush Jones, Jr.	1927-28-29	Wes Kubesch	1996-97-98-99	Bob Loper	1975-76-77	Miles McCord	2019-20
Jesse Hudak	2017	Chris Jones	2007-08-09-10	Klein Kubiak	2010-11-12-13	Thomas Lott	2003-04-05	Johnny McCoy	1980-81
John Hudson	1951-52-53	Donnell Jones	1982, 1984-85	J.W. Kucera	1943	R.F. Loughridge	1925-27, 1931	Clifford McCraw	1957-58
Ross Huebel	2002-03-04	E.R. Jones	1929-30	Louis Kunetka	1939-40	Payton Lovell	2020	James L. McCullough	1933
Matt Huelsman	1994	Gene Jones	1956-57-58	Marvin Kunkel	1957	Terry Lowe	1982-83-84	Dee McCurry	1972-73-74
John Huff	1965	Hunter Jones	2019	Michael Kutzler	2011-12-13	Alex Lowry	2009	Sonny McCurry	1949-50-51
Brent Huffman	1995-96-97	Jason Jones	1993	Keith Kveton	1977-78-79-80	Raul Loya	1983-84-85-86	John McDonald	1964-65
Scott Huffman	1999-2000-01-02	M.A. Jones	1946			Bruse Loyd	1983-84	Mike McDonald	1970
Andrew Hughes	1995-96-97-98	Mike Jones	1994-95-96-97		• LLL •	Jason Lucas	1988-90	Vance McDonald	2009-10-11-12
Arthur Hughes	1935-36-37	Todd Jones	1984-85-86-87	Tony Labay	1965-66	Kramer Lucio	2008-09-10	Calvin McDougle	1939-40-41
Connor Hughes	2020	T.R. Jones	1944	Gary LaBerge	1959	Lance Luedeker	2003, 2005-06	E.H. McFarland	1917-18-19
Macon Hughes	1967-68, 1970	Trevor Jones	2012, 14	Dick Lagow	1965-66	D.B. Lunday	1942	J.W. McFarland	1914-15-16-17
Mario Hull	2011-13-14	Donald Jordan	1958-59 (Manager)	Fay Lagow	1931-32-33	Brad Luvender	2014	Tabari McGaskey	2013-14-16
Tim Hum	1985	W.B. Joseph	1925-26	Joe Lagow	1933-34	Alex Lyons	2013-14-15-16	G.A. McGee	1919-20-21-22
Weldon Humble	1941-42, 1946	G.B. Journey	1913-14	Ernie Lain	1937-38-39	Bryan Lyssy	1993-94	Sam McGuffie	2010-11-12
Ted Humphreys	1984-85, 1987-88	John Joyce	1976-77-78-79	R.L. Lamb	1923			Taylor McHargue	2010-11-12-13
Cole Hunt	2014-15	Luke Juist	2004-05-06-07	Jay Lamy	1992-93-94-95		• MMM •	Brad McKay	1985-86-87-88
Dan Hunt	1964			Joe Lamy	1994	David Maberry	1985-86-87-88	H.R. McKean	1921
Kyle Hunter	1979		• KKKK •	Josh Landrum	2019	A.A. Macaluso	1945	Rusty McKeever	1973
Jeremy Hurd	2000, 2002-03	E.F. Kalb	1913-14-15-16	Mike Landrum	1973-74-75	Trey Macaluso	2005	Stan McKinney	1982-83-84
V.K. Hurd	1913-14	Ndukwe Kalu	1993-94-95-96	Brennan Landry	2002-03-04-05	Alastair MacPhail	1989-90	Jim McKinnon	1930-32
Hal Husbands	1937-38-39	Nate Kamper	2020	Matt Landry	1936-37-38	Odis Mack	1978-79-80	W.L. McKinnon	1928
Monte Hutchinson	1968-69-70	George Karam	1960-61	Buck Laning	1973, 1976	Dicky Maegle	1953-54	Scott McLaughlin	1983-84
Elmo Hutzler	1933	Mike Keavney	1985	Bob Lantrip	1948-49	John W. Magee	1942-46-47	Tyrone McLaurin	1987
N.E. Hyde	1926-27-28	Gene Keel	1940	Nick Lanza	1946-47-48	Roddy Maginot	2008-09	TJ McMahan	2020
	• III •	Henry Kellogg	1933	Josh LaRocca	1991, 1993-94-95	Bert Magness	1930	Josh McMillan	1997-98-99-2000
J.T. Ibe	2015-16-17	Gordon Kellogg	1953-54	Ross Lassley	2000-01-02-03	Kenny Major	1985-86	Ryan McMillan	1997-98
J.W. Irvine	1922	W.W. Kendrick	1925	Otha Latin	1988-89-90-91	Clayton Malcomb	2016-17-18	James McPhail	1948-49 (Manager)
John Isaac	1986-87-88	A.R. Kennedy	1917, 1920-21	Cole Latos	2020	Doug Malcomb	1981-82	Joe McPhail	1949
R.A. Isaacks	1943	J.B. Kennedy	1945	Bill Latourette	1970-71	Daniel Malin	1961-62	Walter McReynolds	1962-63-64
Larry Izzo	1992-93-94-95	Mack Kennedy	1957	Chuck Latourette	1964-65-66	Charles Malmberg	1941-42-43, 46	W.M. McVey	1924
	• JJJ •	Ross Kennedy	1928-29	Fred Lauterbach	1931-32-33	Kim Malone	1969-70-71	Micah Meador	2002-03-04
Fred Jacob	1942	Wayne Kennedy	1966-67-68	Richard Lauterbach	1933	Mike Malone	1970	Bennett Mecom	2020
Broderick Jackson	2012-13	Huey Keeney	1945-46-47-48	Winston LaVan	1990-91-92	W.A. Malseed	1944	Jody Medford	1972-73-74
Cedrick Jackson	1994	Gordon Kellogg	1952-53-54	Mendel Laviage	1955	Frankie B. Mandela	1966-67-68	Larry Medford	1971-72-73
Clifford Jackson	1989-90-91-92	David Kelley	1956-57	D.C. Lawrence	1921, 1923	David Mangold	1984-85-86, 1988	Evan Meeks	1999, 2001
Driphus Jackson	2012-13-14-15	Jerry Kelley	1961-62-63	F.A. Lawrence	1943-44	Jerry Manning	1972	Mace Meeks	1986-87
Fred Jackson	2013	Jim Kelley	1974-75	Cory Laxen	2003-04-05	Brandon Manning	1998-99-2000-01	Weldon Meeks	1978-80-82
Jake Jackson	1997-98-99-2000	John Kelly	1947-48-49	Gilbert Leach	1929	Ron Manning	1986-87-88	Charles Mehr	1933
Keith Jackson	1989, 1991-92	John Kelly	1971-72-73	Joseph Leary	2007-08	David Mantor	1955-56	Floyd Melcher	1937, 1939
Roland Jackson	1959-60-61	Pat Kelly	1972-73	Michael Lecclier	1998	Casey Marchbanks	2007-08	Terrence Melton	1995-96-97-98
Shan Jackson	1995-96-98-99	Randy Kerbow	1960-61-62	Richard Ledo	2011	Ronnie Marsh	1967-68-69	Charlie Mendes	2020
T.H. Jackson	1916	Rick Kern	1975	Delwood Lee	1949	Evan Marshman	2018-19-20	Jeff Mercer	1992-93-94
Richard Jamerson	1930-31	David Keys	1968-69-70	Derwood Lee	1948-49	Kyle Martens	2008-09-10-11	Michael Merrick	2002-03-04
Caleb James	2020	Steve Kidd	1983-84-85-86	Jimmy Lee	1991-92-93-94	Donny Martin	1979-80-81-82	Willie Merritt	1998-99
Dylan James	2017-18-19	Bobby Kieswetter	2013	K.E. Lee	1929-30	Henry Martin	1959	Albert Metzler	1933-34
Vernon James	2005-06-07-08	L.L. Kilgore	1943	LaMar Lee	1952-53	R.J. Martin	1944	Keith Meyer	2000-01-02
Chris Jammer	2008-09-10-11	Kent Killion	1977-78-79-80	Lyndon Lee	1995	Trey Martin	2014-15-16-17	Brian Mica	1981-82
Bobby Janisch	2012	Robert Kimbro	1930	Mark Lee	2000	Will Martinez	2020	Harold Mickelson	1931-32-33
A.J. Jarrell	1917	Donald Kindred	1989-90-91-92	Mike Lee	1982, 1984-85	Anton Martinkus	1930	Middleton	1917
D.C. Jarvis	1916-17, 1919-20	Boyd King	1958-59-60	Randy Lee	1969-70-71	Kevin Masek	1994-95-96	Andrew Mike	2018
Jay Jefferson	1982-83	Brandon King	2005-06-07-08	Tommy Lee	1989	Andrew Mason	2020	Charles Miller	1963
Keith Jefferson	1989	Gilbert King	1969-70-71	Wade Lee	1987-88	J.L. Mason, Jr.	1944-45	Chris Miller	1990-91-92
Lamont Jefferson	1977-78-79-80	Greg King	1987-88-89-90	Kenneth Lefner	1967-68	Terry Mason	1970	Deron Miller	1981-82
Larry Jester	1993	Jawan King	2019	Tanner Leland	2010-11-12-13	Travis Mason	2006-07-08-09	Gene Miller	1957-58-59
		Rufus King	1958-59-60	Lester Lehman	1965-66-67	Wayland Mason	1984-85-86-87	Jimmy Miller	2005-06-07-08
		Randy Kitchens	2007-09-10-11	Mike Leone	2020	R.D. Mathias	1915	Ralph Miller	1934

Rice Lettermen's list

C.H. Mims	1929	Chris Nixon	1985-86-87, 1989	Jae Phan	2016-17	Rashad Reynolds	1995-96-97-98	Jake Scheuhle	1936-37-38
John Mims	1961-62-63	Ralph Noble	1946-47	Virgil Phelps	1964-65	Don Rhoden	1950-51-52	Jon Schnable	1958-59
George Miner	1944, 1946	Andy Nobles	1938	Trey Phillippi	2020	Collin Riccitelli	2020	Charles Schoultz	1939 (Manager)
Julius Mitchell	2000-01	Stephen Noh	2011	Bryan Phillips	1977-78-79-80	Kyle Rice	1979-80-81-82	Bobby Schrader	1988-89-90
Osby Mitchell	1980-81	Kim Noland	1975-76	Dickie Phillips	1967-68	Robert Rice	1963-64	Karl Schraer	1986
Reid Mitchell	2016	Brian Nordstrom	2013-14	Donald Phillips	1956-57	Nate Richards	2012-13	Rudy Schrieder	1964
Scott Mitchell	2007-08-09-10	Matt Nordstrom	2008-09-10-11	Mike Phillips	1969-70-71	Barry Richardson	1965-66-67	R.J. Schroeder	1951-52-53
Todd Mohr	2006-07-08	Ayden Noriega	2020	Tucker Phillips	1993-94-95-96	Chad Richardson	1996-97-98-99	Charlie Schuchard	1971-72 (mgr.)
Crockett Mokry	2017-18	Wil Norris	2007	Will Phillips	2017-18	Dan Richardson	1932	Max Schuebel	1951-52-53
Phillip Money	1980-81-82-83	Rodney Norton	1972-73-74-75	James Phorne	1983-84-85-86	Darrell Richardson	1991-92	George Schulgren	1965-66-67
Antonio Montero	2018-19-20	Andrew Novak	2006	Joe Phy	1971-72-73	Ernest Richardson	1965-66	Randall Schultz	1991
Ben Montgomery	1994-95-96	Robert Nowlin	1942	Pike Pickett	2001	Isaiah Richardson	2017-19-20	Ronald Schultz	1959, 1961
Cameron Montgomery	2017-19-20	Adam Nunez	2019	Pascual Piedfort	1966-67-68	Walter Richardson	1969-70	Robert Schulze	1932-33
Wright Moody	1969-70-71	Bobby Nunez	1982-83-84-85	Randy Piel	1974-75-76	Rod Rickett	1980-81	Trey Schuman	2018-19-20
Bobby Moore	1950-51-52	Braedon Nutter	2020	Sam Pierce	2015-16-17-18	Campbell Riddle	2018-19-20	Joe Schwab	1984-85
Charlie Moore	1935-36-37	Martin Nwakamma	2015-16-17-18	Clenzie Pierson	1980-81-82	Regan Riddle	2019-20	Carl Schwartz	1947-48-49
Donte Moore	2010-11-12-13	Cameron Nwosu	2010-11-12	Kenneth Pinkston	1990-91-92	Brian Rider	1967 (Manager)	Paul Scire	1981
Joe Moore	2001-02-03-04	George Nyakwol	2017-18-19-20	Paul Piper	1962-63-64	Reggie Riggs	1980-81-82	Dexter Scott	1985-87
Lynwood Moore	1959			James Pitman	2002-03-04	Teddy Riggs	1950-51	Jack Scott	1929
Norman Moore	1952 (Manager)		• 000 •	Rashard Pittman	1998-99-2000-01	Harold Riley	1947-48-49	Kelly Scott	1932
Steve Moore	1973-74-75-76	Eric Ober	1994-95	August Pitre III	2019-20	Joel Rios	1981-82-83	Marc Scott	1983-84-85-86
G.O. (George) Morgan, Jr.	1922-23-24	David Odem	1963	Bobby Plaster	1966-67-68	Jay Riviere	1954-55	Sraeder	1927
Rusty Morgan	1965	Jeff Odum	1997	Gary Poage	1960-61	Billy Robb	1937, 1939	Jared Scruggs	2003-04-05
W.O. Morgan	1928-29-30	Steve Ogletree	1971-72	Dennis Pokluda	1973-74	Houston Robert	2016-17-18	W.F. Scruggs	1943-44
Alex Morris	1995-96-97	J.M. Ogg	1925, 1927	Charles Pollard	1957-58-59	S.J. Roberts, Jr.	1947-48-49	Ted Scruggs	1941-42, 1946
Joe Morris	1934-36	Michael O'Grady	1965	C.O. Pollard	1918	Charles Robinson	1968-69-70	Josh Seale	2000-01
Matt Morris	2016	Gilbert Okoronkwo	1998-99-2000-01	Darrion Pollard	2013-14-16	Melvin Robinson	1981-82-83-84	Edward Searcy	1957-58
Myron Morrison	2019-20	Larry O'Neal	1973-74-75	Ryan Pollard	2013-14-15	Merritt Robinson	1987-88-89	John Searcy	1959
Russell Moses	1984-85-86-87	G.W. Oprea	1945	Ryan Pontbriand	1999-2000-01-02	Allen Rodgers	1959	Bryan Seely	1974-75-76
Max Moss	1987, 1989	Kenneth Orji	2018-19-20	Kevin Pool	2010	Erik Rodriguez	1994	Ardie Segars	1973-74-75-76
Mitch Moss	1989, 1991	John Orsak	1959	Bendy Poole	1959	Jimmie Rogers	1936-37-38	Richard Segina	1987-88-89-90
Will Moss	2005-06-08	Travis Ortega	1997-98-99-2000	Paul Porras	2010-11-12-13	Ernie Rogers	1976-77-78	Andrew Sendejo	2006-07-08-09
Anthony Mowry	2000-01	Uzuma Osuji	2017-18-19	Tom Posey	1940	Page Rogers	1954-55	D. Senuta	1945
Stuart Mouchantaf	2012-13, 15	Juma Otoviano	2018-19-20	Nate Poss	1973-74-75-76	Roger Roitsch	1968-69-70	Marc Sequin	1980-81
Darrell Mouton	1977-78-79-80	Bryan Ottmers	1974	J.P. Potts	1916, 1919	Kurt Roper	1992-93-94	Clay Servin	2019-20
Dwane Moyer	1975-76-77-78	Kerry Overton	1983-84-85-86	G.B. Powell	1919-20	Quentis Roper	1985-86-87-88	Corey Seymour	1989-90-92-93
Dwight Moyer	1975-76-77-78	Cheta Ozougwu	2007-08-09-10	Frank Power, Jr.	1927-28-29	Mark Roquemore	1976	Hosam Shahin	2010-11-12
Bert A. Mueller	1930, 1933			Paul Power	1984-85	I.B. Rose	1945	C.R. Shaw	1919
Jim Murphy	1989		• PPP •	Calvin Powitsky	1965-66	Jeff Rose	1974-75-76	Doug Shaw	1991
Ralph Murphy	1946-47-48-49	Blain Padgett	2015-16-17	Michael Poynter	2012	Joey Roseborough	1987, 1989	Eric Shaw	1985-86-87
T.R. Murphy	1945	Kebreyun Page	2018-19-20	Kyle Prater	2011-12	Charles Ross	2009-10-12-13	Jimmy Shaw	2003
G.H. Murray	1925, 1927	Harold Palmer	1937-38-39	Chad Price	2003-04-05-06	Tobin Rote	1946-47-48-49	M.W. Sheffield	1943-44
Virgil Mutschink	1955	Jarrett Palmieri	1989-90-91-92	Herman Price	1936-37	Kent Rowald	1983-84-85	Antwan Shell	1999-2000-01-02
Robert Myer	1930-31-32	Bryce Parker	1937	Jack Price	1946-47-48-49	Kenneth Roy	1974-75-76	R.L. Shelton	1945
Jordan Myers	2017-18-19-20	E.M. Parker	1945-46-47-48	Joe Price	1939-40-41	Laney Royal	1977-78	Robby Shelton	1966-67-68
		Richard Parker	1965	Steven Prichard	1966-67-68	Randall Royall	2018	Terry Shelton	1966-67
		Dennis Parks	2012-13-14	Verlan Prichard	1940-41	Roy Royall	1934-35	Ja'Corey Shepherd	2005-06-07-08
		Tyler Parish	2008-09-10-11	Alan Pringle	1973-74	Bradley Rozner	2019	John Thomas Shepherd	2006-07-08-09
		Don Parrish	1975-76-77-78	Atchley Procter	1953-54	Will Rub	1977-78-79-80	Adam Sheriff	2020
		D.P. Parrish	1943-44	Michael Procter	1965	Leo Rucka	1951-52-53	Michael Shirk	1991-92-93
		George Parry	1962-63	Rex Procter	1949-50	Marcus Rucker	2003-04-05-06	Chris Shoppa	1980-81-82
		Cedric Parson	1987	Tim Procter	1977-78	Rudd	1916-17	Will Shoppa	2007
		Clint Parsons	1987-88-89-90	Steve Pruitt	1971-72-73	Mike Ruehman	1983-84	Tanner Schuck	2008-09-10-11
		Tom Parsons	1947-48	Chris Ptaszek	2005-06-07-08	Mike Ruff	1994-95-96	Dan Shuford	1956
		Alden Pasche	1930-31	Oather Pugh	1949	Larry Ruffin	1996-97-98-99	Mark Shupak	1983
		Steve Pasterchick	1978-79	Frank Pustka	1966-67-68	Alvin Runnels	1979-80-81-82	Matt Sign	1989-90-91-92
		Zach Patt	2011-12-13-14	Richard Pustka	1968	Carl Russ	1944, 1946-47	Dylan Silcox	2017-18-19
		Brian Patterson	1981-82-83			Russ Russell	1970	Gene Silver	1950-51
		Connor Patterson	2013-16		• QQQ •	T.N. Russell	1929	Gerald Simila	1970
		Michael Patterson	2009-10-11	Stone Quillian	1940-41-42	Deric Rutherford	1991-92-93-94	Matt Simonette	2012-13-14
		William Patterson	1959			Don Rutledge	1976-77-78-79	Billy Simmons	1958-59-60
		Kenny Paul	1952-53-54		• RRR •	Frank Ryan	1956-57	Kennett Simmons	1959-60-61-62
		L.L. Payne	1927-28	James Radcliffe	2011-12-13-14	Leroy Rysa	1965	Jack Simms	1942-43
		C.W. Pearce	1945	Gene Raesz	1959-60-61-62			Ryan Simonak	2003-04
		Josh Percy	2019-20	Josh Rahman	2015-16-17		• SSS •	John Simonton	1993
		Hart Peebles	1956, 1958	Brian Raines	2005-06-07-08	Nick Sabula	1999-2000-01-02	Bill Simpson	1922
		Tommy Peel	1970	Patrick Randolph	2007-08-09-10	Adrian Sadler	1997-98-99-2000	David Simpson	1971-72
		Thadis Pegues	2002, 2004-05	Don Rather	1958-59	Mitchell Sadler	1941	Jim Simpson	1984-85
		David Perkins	2004-05-06-07	R.H. Ray	1922-23-24	William D. Sadler	1932, 1934-35	Ed Singletary	1937-38-39
		Hal Perkins	1974	Eddie Rayburn	1954-55	Kenneth Sam	1980-81	Tommy Siragusa	1954-55
		Robert Perkins	1942	Lance Redmon	2001	Eric Sampson	1981-82-83-84	Brandon Skeen	2000-01-02-03
		Michael Perry	1995-96-97-98	Claude Reed	1974-75	Matthew Sams	2019-20	Josh Skinner	2011-13
		Vince Pershing	1989-90	Sam Knox Reed	1967-68-69	Jonathan Sanchez	2019-20	Doak Slay	1981-82
		Edwin Peters	1959	Tommy Rees	1961	Alfred Sanders	1975-76	Buck Sloan	1939-40-41
		James Peters	1954-55	Jalen Reeves	2020	Tim Sanders	1979-80-81-82	Miklo Smalls	2017
		Turner Petersen	2010-11-12-13	Scott Reeves	1986-87-88-89	Aaron Sandoval	1997-98-99, 2001	W.O. Smiley, Jr.	1925
		Archie Peterson	1963	Andrew Reue	2012-13-14-15	Herbert Sawyer	1929-30	Corbin Smiter	2006-08-10
		Brandt Peterson	2018-19-20	D.J. Reneaux	1945	A.C. Sauer	1926	Bencil Smith	2005-06-08
		Jon Peterson	1972-73-74	Alvin Rettig	1982-83	Graysen Schantz	2014, 2016-17-18	C.M. Smith	1945
		Grant Peterson	2014	Atwood Reynolds	1925	A.P. Schoenfield	1927-28	Frank Smith	1961

Rice All-Time Numerical Roster

• 0 •	Kris Armstrong (WR) 1992-96	Tim Grear (RB) 1973	Robby Shelton (QB) 1967-68	Miles McCord (CB) 2019
Adrian Bickham (RUSH) 2020	Jeremy Bates (QB) 1997-99	Mark Piel (DB) 1974-76	Philip Wood (QB) 1969-71	Zane Knipe (WR) 2019-20
Collin Riccitelli (K) 2020	Jeff Vanover (LB) 1999-2003	Mark Snyder (QB) 1977-78	Bill McCabe (QB) 1972-74	Lamont Narcisse (CB) 2020
• 1 •	Marcus Rucker (RB/LB) 2004-06	Scott Clements (DB) 1979-82	Mike Bruno (QB) 1975	• 14 •
Wes Hansen (PK) 1977-79	Randy Kitchens (DB/WR) 2007-11	Leland Key (PK) 1983	Steve Pettit (WR) 1977	Rayburn Mays (L) 1934
Gary Butler (LB-DB) 1981-84	Garrett Fuhrman (S) 2012	Keith Lewis (WR) 1984-87	Jericho Toilolo (QB-WR) 1980-83	Floyd Sommer (B) 1946-47
William McClay (RB-DB) 1985-88	Dennis Parks (WR) 2012-15	Shane Hollas (QB-DB) 1988-89	Kerry Overton (QB) 1984-86	Mendel Laviage (B) 1953-55
Charles Gulbranson (QB) 1989	Alex Lyons (LB) 2014-16	Johnston White (DB-LB) 1990-93	Bobby Schrader (QB-P-WR) 1987-90	Pat Bailey (B) 1956-58
Cary Horton (LB) 1990-92	Sam Glaesmann (QB/WR) 2016-19	Kurt Roper (QB) 1994	Jerron Smith (WR) 1991	Bob Wayt (B) 1960
Ndukwe Kalu (DL) 1993-96	Ford Corbett (S) 2017	Michael Perry (RB) 1995-98	Lars Olsen (PK) 1992	Jerry Candler (B) 1961-62
Ryan Smith (DL) 1997-98	Prudy Calderon (DB) 2018-20	Travis Hale (P) 1999-2002	Aaron Stanley (DB) 1993	David Ferguson (B) 1963-64
Kyle Herm (QB) 1999-2003	Mike Collins (QB) 2020	Lance Byrd (DB) 2003-06	Chad Nelson (QB) 1994-97	Howard Smith (RB) 1966
Kyle Smith (DL) 1999	• 5 •	Ben Hotard (QB/WR) 2007-10	Ben Wulf (QB-RB) 1998-2000	Dennis Alexander (QB-DB) 1967-69
Gary Anderson (DB-WR) 2004-07	Robert Susen (DB) 1974-76	Tanner Leland (S) 2009-10	Marcus Battle (WR) 2001-04	John Kelly (QB) 1970
Jarret Ben (DB) 2008-10	Michael Downs (DB) 1978-80	Brent Hotard (TE) 2011	Adam Herrin (LB) 2001	Bob Jenkins (QB) 1971
Mario Hull (WR) 2013-14	Jim Willard (DB) 1981-82	Derek Brown (WR/DE) 2012-15	Thomas Lott (RB) 2005	Mike Kramer (QB) 1972
Christian Covington (DT) 2014	Eddie Johnson (DB) 1983-84	Darrion Pollard (WR) 2014-16	Pierre Beasley (WR) 2007-10	Ron Vaughn (DB) 1973
Darik Dillard (RB) 2015-16	Mace Meeks (DB) 1986-87	Dylan Silcox (DB/LB) 2016-19	Malcolm Hill (CB) 2011-12	Mike Drake (WR) 1974
Aston Walter (RB) 2017-19	Victor Henry (WR-DB) 1988-91	Cameron Montgomery (WR) 2017-19	Garrett Fuhrman (S) 2013-15	Doug Garland (QB) 1975-76
Antonio Montero (LB) 2019-20	Justin Hyland (PK) 1992	Juma Otoviano (RB) 2020	James Sanft (S) 2016	Chris Shoppa (QB-DL) 1979-82
Cameron Montgomery (WR) 2020	Chris Hall (WR) 1992-93	Kebreyun Page (LB) 2020	Parker Smith (WR) 2016-17	Wally McCampbell (QB-WR) 1985-84
• 2 •	Matt Huelsman (PK) 1995	• 9 •	Brendan Harmon (WR) 2018	Glen Ray Hines (PK-P) 1986-87
Jesse James (DB) 1977	Chad Richardson (QB) 1996-99	Glenn Hansen (DB) 1972	Cameron Valentine (DE) 2018-20	Andy Reeves (QB) 1988-90
Jericho Toilolo (QB) 1979	Brandon Skeen (PK) 2000	Darrah Smith (WR) 1973	Jake Bailey (WR) 2019-20	Jimmy Lee (WR-RB) 1991-94
Hosea Fortune (WR) 1979-81	Greg Henderson (QB) 2001-04	Tommy Kramer (QB) 1974-76	• 12 •	Raphael Tillman (QB-WR) 1995-99
Bert Adams (DL) 1982	Omeke Alikor (LB) 2005-06	Antoine Arbuckle (WR-DB) 1979-83	Red Bale (L) 1934	Jeremy Hurd (QB-WR) 1999-2001
Kerry Overton (QB) 1983	Justin Hill (RB/LB) 2007-10	Dan Decker (TE) 1986	Barron Ellis (B) 1946	Ben Wiggins (WR) 2002
Tyrone McLaurin (WR) 1984-87	Lovett Gibson (WR) 2011-12	Donald Hollas (QB-DB) 1986-90	Emanuel Braden (B) 1947-48	Gary Anderson (WR-DB) 2003
Eric Henley (WR) 1988-91	Justin Carter (S) 2012-13	Sean Washington (DB) 1991-93	Billy Burkhalter (B) 1949	Tommy Henderson (QB) 2004
Emerson Allen (RB) 1992-95	Driphus Jackson (QB) 2013	Mike Jones (LB) 1994	Pat McGrath (B) 1962	Justin Abt (DB) 2005-07
Anthony Griffin (RB) 1996-2000	James Hairston (K) 2014	Thad Bridges (WR) 1995-96	Chuck Miller (B) 1963-64	Xavier Webb (DB/S) 2009-11
Jason Benjamin (DB) 2002	Lance Wright (WR) 2014-17	Kenny Smith (DB) 1997-2001	Bob Williamson (DB) 1965-66	Guy Billups (QB) 2011-14
Andray Downs (DB) 2002-06	Kevin Tracy (QB) 2015	Trey Coleman (DB) 2002-03	Robert Hailey (QB) 1967	J.T. Blasingame (CB) 2012-16
Joseph Leary (DB) 2007-09	Dasharm Newsome (DB) 2016-19	Ja'Corey Sheperd (DB) 2005-08	Stahle Vincent (QB-RB) 1969-71	Jackson Tyner (QB) 2015-18
Sam McGuffie (RB) 2009-12	Wiley Green (QB) 2018-20	Chris Boswell (K) 2009-13	Reggie Anderson (QB) 1973-74	Christian Bertrand (DB) 2017
Ryan Trauffer (RB) 2013	Chike Angibogu (S) 2020	Zach Wright (QB/WR) 2012-15	Claude Reed (QB) 1975	Ikenna Enechukwu (RUSH) 2018
Malcolm Hill (CB) 2014	• 6 •	Tabari McGaskey (LB) 2016	Robert Hoffmann (QB) 1978-80	Joshua Landrum (CB) 2019
James Mayden (WR) 2014-16	Darrah Smith (WR) 1974	Jesse Hudak (WR) 2016-17	Matt Skinner (QB) 1981	Tom Stewart (QB) 2019
Jack Fox (K) 2015-18	Jim Day (QB) 1977	Jorian Clark (CB) 2017-18	Doug Johnson (QB-DL) 1982-84	Jaren Banks (LB) 2020
Austin Walter (RB) 2017-18	Cederick Johnson (RB) 1978-81	Nahshon Ellerbe (RB) 2018-19	Travis Williams (QB-LB) 1985-86	Nate Kamper (TE) 2020
Bradley Rozner (WR) 2019-20	Tommy Harris (DB) 1982-84	Kirk Lockhart (S) 2019-20	Clint Parsons (PK-P) 1987-90	• 15 •
Chris Boudreaux (CB) 2020	Steve Thompson (DB-LB) 1985-88	TJ McMahon (QB) 2020	Randall Schultz (QB) 1991	Percy Arthur (L) 1934
JaVante Hubbard (DE) 2020	Greg Willig (QB) 1989-92	• 10 •	Bert Emanuel (QB) 1992-93	Van Ballard (B) 1946-49
• 3 •	Tucker Phillips (P) 1993-96	W.D. Agnor (L) 1934	Ben Montgomery (DB) 1994-96	Paul Zipperlen (B) 1954-56
Alan Pringle (PK) 1974	Matt Webber (WR) 1997-2001	Sammie Burk (B) 1953-54	Derek Crabtree (PK) 1997-2001	John Hooper (B) 1957
Doug Loafman (DB-P-PK) 1977	Dustin Haynes (DB) 2002-05	Homer Borgstedte (B) 1955	Brennan Landry (PK) 2002-05	Don Jordan (B) 1958
Darrell Mouton (RB) 1978-80	Ja'Corey Shepherd (DB) 2005	Sonny Searcy (B) 1956-58	James Casey (WR) 2007-08	Mike Bowen (B) 1959-60
Michael Calhoun (QB) 1981-82	Patrick Randolph (WR) 2006-10	Bobby Lueders (B) 1959	Ryan Lewis (QB) 2009	Ronnie Graham (B) 1961
Mark Shupak (PK) 1983-84	Driphus Jackson (QB) 2011-12, 14	John Wilkins (B) 1962	Andre Brackens (S) 2009-11	Russell Judd (B) 1963
Quantis Roper (QB) 1985-88	Zach Espinosa (S) 2013-15	Glen Hine (RB) 1964-66	J.J. Walker (WR) 2011-12	Terry Pendleton (B) 1965
Keith Jefferson (LB) 1989	Carter Tomsu (QB) 2013, 15	Hruce Gadd (QB) 1970-72	Michael Warren (CB) 2012-14	Dennis Alexander (QB) 1968
Antonio Wilson (DB) 1990-92	Destri White (S) 2016-17	Claude Reed (QB) 1973-74	Charles Ross (RB) 2013	Jimmy Davis (QB) 1969-71
Nathan Bennett (DB) 1993	Chris Boudreaux (WR) 2017-18	Frank Cebello (QB) 1976	Carter Tomsu (QB) 2014	Hank English (PK) 1972
Aaron Stanley (DB) 1992, 94-96	Ja'Quez Battley (LB) 2018-19	Ronnie Peoples (QB) 1979-81	Temí Alaka (WR) 2015-16	Glen Hansen (DB) 1973-74
Travis Ortega (DB) 1997-2000	Reagan Williams (FB) 2019	James Hamrick (PK) 1982-85	D' Angelo Ellis (DB) 2016-19	Randy Hertel (QB) 1978-80
Brandon Skeen (PK) 2001-03	Blaze Alldredge (LB) 2020	Sammy Hartman (DB-PK) 1986-90	Austin Conrad (WR) 2017-20	Tony Neely (DB) 1981
Matt Ginn (DB) 2004-05	Khalan Griffin (RB) 2020	Darrell Richardson (PK) 1991-92	Josh Pearcy (LB/DE) 2020	Kerry Overton (WR) 1982
Toren Dixon (WR) 2006-09	• 7 •	Bert Emanuel (QB) 1991	• 13 •	Danny Yates (QB) 1983
Michael Poynter (QB) 2009	Shib Simon (QB) 1972	Tony Washington (DB) 1993	Harry Fouke (B) 1934	Buddy Gregory (DB) 1984-86
Taylor Cook (QB/TE) 2010-12	Fred Geisler (QB) 1973-74	Byron Godfrey (QB) 1994	Richard Wise (RB) 1971	Everett Coleman (DB) 1987-90
Jowan Davis (RB) 2013-16	Jeff Swab (QB) 1977	Mike Jones (LB) 1995	Randy Piel (DB) 1973	Ricardo Deckard (QB) 1991-92
James Farrimond (K/P) 2014-16	Dale Walters (PK-P) 1979-83	Scott Grimes (PK-P) 1996-99	Henry Harrison (LB) 1974	Greg Battles (DB) 1993
Brandon Douglas-Dotson (CB) 2017-18	Eddie Burgoyne (RB-QB) 1984-86	Terry Holley (QB-DB) 2000-04	Roy Rainey (PK) 1980-81	Geoff Weien (WR) 1993
Miklo Smalls (QB) 2017	David Griffin (DB) 1987-91	Bio Bilaye-Benibo (RB) 2005-07	Steve Kidd (DB) 1982-83	Tony Washington (WR) 1994-97
Shawn Stankavage (QB) 2018	Josh LaRocca (QB) 1992-95	Roddy Maginot (WR) 2008-10	Mike Boudousquie (WR) 1984	Corey Evans (QB-DB) 1998-2002
JoVoni Johnson (QB) 2019-20	Karlon Bedford (DB) 1996-99	James Radcliffe (LB) 2011-13	Max Moss (DB-RB-LB) 1985-88	Matt Ginn (DB) 2002-03
Naeem Smith (S) 2019-20	Joe Moore (QB-RB) 2001-04	Tyler Stehling (QB) 2012-16	Luther Banks (RB) 1989	Brandon King (DB) 2004-08
• 4 •	Tommy Henderson (WR) 2005-08	J.P. Thompson (S) 2014-16	Jarret Palmieri (DB) 1990-92	Phillip Gaines (CB) 2009-13
Doug Garland (RB) 1977	Kevin Gaddis (CB) 2009-10	Kenneth Orji (DE) 2017-20	Rodd Newhouse (RB) 1993-95	Jordan Taylor (WR) 2011-14
Rickey Thomas (DB) 1978-80	Nick Fanuzzi (QB) 2009-11	Austin Trammell (WR) 2017-20	Travis Ortega (DB) 1996	Jesse Hudak (WR) 2014-15
David Davenport (DB) 1981	Julius White (S) 2011-14	• 11 •	Jason Hebert (DB) 1997-2001	J.T. Granato (QB) 2015-16
Joel Baxter (PK) 1982	Taylor Knopf (K) 2013-15	Billy Ard (L) 1934	Jeremy Hurd (QB-WR) 2002-03	Uzoma Akunebu (LB) 2016-17
Glen Johnson (QB) 1983	Justin Bickham (CB) 2015-18	R.L. Shelton (B) 1946	Joel Armstrong (QB-WR) 2004-07	Antonio Montero (LB) 2018
Eric Shaw (RB-DB) 1984-87	Jordan Myers (WR) 2016-20	Horton Nesrsta (B) 1953	Scott Solomon (DE/NT) 2009-10	Chris Boudreaux (WR) 2019
Steve Collins (WR) 1988	Trey Schuman (DE) 2019-20	Homer Borgstedte (B) 1954	Andy Erickson (WR) 2010	Andrew Bird (CB) 2019-20
Pat Courtney (PK) 1989	• 8 •	Ken Williams (B) 1956-57	Tanner Leland (S/DE) 2011-13	• 16 •
Chris Miller (WR) 1990-92	Dowd Hauver (DB) 1972	Max Webb (CB) 1958-60	Rodd Newhouse (RB) 1993-95	Henry Bollman (L) 1934
		Jim Bob Loos (B) 1961-62	Travis Ortega (DB) 1996	Vincent Buckley (B) 1946
			Jason Hebert (DB) 1997-2001	
			Jeremy Hurd (QB-WR) 2002-03	
			Joel Armstrong (QB-WR) 2004-07	
			Scott Solomon (DE/NT) 2009-10	
			Andy Erickson (WR) 2010	
			Tanner Leland (S/DE) 2011-13	
			Rodd Newhouse (RB) 1993-95	
			Travis Ortega (DB) 1996	
			Jason Hebert (DB) 1997-2001	
			Jeremy Hurd (QB-WR) 2002-03	
			Joel Armstrong (QB-WR) 2004-07	
			Scott Solomon (DE/NT) 2009-10	
			Andy Erickson (WR) 2010	
			Tanner Leland (S/DE) 2011-13	
			Rodd Newhouse (RB) 1993-95	
			Travis Ortega (DB) 1996	
			Jason Hebert (DB) 1997-2001	
			Jeremy Hurd (QB-WR) 2002-03	
			Joel Armstrong (QB-WR) 2004-07	
			Scott Solomon (DE/NT) 2009-10	
			Andy Erickson (WR) 2010	
			Tanner Leland (S/DE) 2011-13	
			Rodd Newhouse (RB) 1993-95	
			Travis Ortega (DB) 1996	
			Jason Hebert (DB) 1997-2001	
			Jeremy Hurd (QB-WR) 2002-03	
			Joel Armstrong (QB-WR) 2004-07	
			Scott Solomon (DE/NT) 2009-10	
			Andy Erickson (WR) 2010	
			Tanner Leland (S/DE) 2011-13	
			Rodd Newhouse (RB) 1993-95	
			Travis Ortega (DB) 1996	
			Jason Hebert (DB) 1997-2001	
			Jeremy Hurd (QB-WR) 2002-03	
			Joel Armstrong (QB-WR) 2004-07	
			Scott Solomon (DE/NT) 2009-10	
			Andy Erickson (WR) 2010	
			Tanner Leland (S/DE) 2011-13	
			Rodd Newhouse (RB) 1993-95	
			Travis Ortega (DB) 1996	
			Jason Hebert (DB) 1997-2001	
			Jeremy Hurd (QB-WR) 2002-03	
			Joel Armstrong (QB-WR) 2004-07	
			Scott Solomon (DE/NT) 2009-10	
			Andy Erickson (WR) 2010	
			Tanner Leland (S/DE) 2011-13	
			Rodd Newhouse (RB) 1993-95	
			Travis Ortega (DB) 1996	
			Jason Hebert (DB) 1997-2001	
			Jeremy Hurd (QB-WR) 2002-03	
			Joel Armstrong (QB-WR) 2004-07	
			Scott Solomon (DE/NT) 2009-10	
			Andy Erickson (WR) 2010	
			Tanner Leland (S/DE) 2011-13	
			Rodd Newhouse (RB) 1993-95	
			Travis Ortega (DB) 1996	
			Jason Hebert (DB) 1997-2001	
			Jeremy Hurd (QB-WR) 2002-03	
			Joel Armstrong (QB-WR) 2004-07	
			Scott Solomon (DE/NT) 2009-10	
			Andy Erickson (WR) 2010	
			Tanner Leland (S/DE) 2011-13	
			Rodd Newhouse (RB) 1993-95	
			Travis Ortega (DB) 1996	
			Jason Hebert (DB) 1997-2001	
			Jeremy Hurd (QB-WR) 2002-03	
			Joel Armstrong (QB-WR) 2004-07	
			Scott Solomon (DE/NT) 2009-10	
			Andy Erickson (WR) 2010	
			Tanner Leland (S/DE) 2011-13	
			Rodd Newhouse (RB) 1993-95	
			Travis Ortega (DB) 1996	
			Jason Hebert (DB) 1997-2001	
			Jeremy Hurd (QB-WR) 2002-03	
			Joel Armstrong (QB-WR) 2004-07	
			Scott Solomon (DE/NT) 2009-10	
			Andy Erickson (WR) 2010	
			Tanner Leland (S/DE) 2011-13	
			Rodd Newhouse (RB) 1993-95	
			Travis Ortega (DB) 1996	
			Jason Hebert (DB) 1997-2001	
			Jeremy Hurd (QB-WR) 2002-03	
			Joel Armstrong (QB-WR) 2004-07	
			Scott Solomon (DE/NT) 2009-10	
			Andy Erickson (WR) 2010	
			Tanner Leland (S/DE) 2011-13	
			Rodd Newhouse (RB) 1993-95	
			Travis Ortega (DB) 1996	
			Jason Hebert (DB) 1997-2001	
			Jeremy Hurd (QB-WR) 2002-03	
			Joel Armstrong (QB-WR) 2	

Rice All-Time Numerical Roster

Vernon Glass (B)	1949	Turner Peterson (RB)	2010-11	James Givens (WR)	1983-84	Isaiah Richardson (DB)	2017-20	Alvin Rettig (DB)	1982
Spencer Brown (B)	1960-61	Brandon Hamilton (RB)	2012-15	Todd Jones (RB)	1985	Charlie Booker (RB)	2019	Marc Scott (RB-WR)	1983-86
Glen Hine (B)	1963	Zach Patt (DE)	2013-14	Richard Williams (RB)	1986-87	Casey Tawa (WR)	2020	Eric Henley (RB)	1987
Gary Thomas (QB)	1968	Haden Tobola (K)	2015-18	Luther Banks (RB)	1988			Brian Symonette (DL)	1988-90
Mike Kramer (QB)	1969-71	Aaron Cephus (WR)	2016	Clifford Jackson (DB)	1989-92			Pat Callahan (RB)	1991
Rand Clark (QB)	1972-75	Kylen Granson (WR)	2017	Warrick Franklin (DB)	1993-96	• 24 •		Larry Izzo (LB)	1992-95
Kyle Hunter (DB)	1977-79	Tyrae Thornton (DB)	2017-19	Derek Gary (RB)	1997-2001	John Frankie (L)	1934	Michael Leclair (LB)	1996
Phillip Money (QB)	1980-83	Robert French (TE)	2018-20	Thomas Lott (RB)	2002-03-04	Joe McPhail (B)	1946-47	Leroy Bradley (RB)	1997-2001
Mark Comalander (QB)	1984-87			Chad Price (DB)	2005-06	Frank Ryan (QB)	1955-57	Andrew Cates (RB)	2002
John Davis (QB)	1988-89	• 19 •		Dietrich Davis (DE)	2007	Gerald Ripkowski (QB)	1959	Bubba Heard (RB-DB)	2003-07
Randall Schultz (QB)	1990	Paul Cole (L)	1934	Denzel Wells (WR/S)	2009-11	Billy Cox (QB)	1960-61-62	Tolu Akinwumi (S/LB)	2009-11
Lars Olsen (PK)	1991	Harold Stockbridge (B)	1946-47	Zach Espinosa (S)	2012	Ronnie Waldo (B)	1963-64-65	Turner Peterson (RB)	2012-13
Josh LaRocca (QB)	1991	J.E. King (B)	1949	Nick Uretsky (LB)	2013-17	Robby Shelton (QB-DB)	1966	James Radcliffe (LB)	2014
Kevin Masek (LB)	1992-96	Bob Garbrecht (B)	1953	Juma Otoviano (RB)	2018-19	Terry Erwin (WR)	1967	Brandon Douglas-Dotson (CB)	2015-16
Ben Wulf (QB-DB)	1997	Lester Veltman (B)	1955	Garrett Braden (LB)	2020	Mike Tyler (DB)	1969-70-71	Nicholas Sorensen (WR)	2017-18
Gilbert Okoronkwo (WR)	1998-2001	G.F. Alsbrook (B)	1956			Tommy Bruchmiller (DB)	1972	Hunter Henry (S)	2019
Kevin Ford (DB)	2002	Ken Fulton (B)	1959-60	• 22 •		Troy Squires (WR)	1973-74	Gabe Taylor (DB)	2020
Joel Armstrong (QB)	2003	Billy Hale (B)	1962-64	Robert Forbes (E)	1934	Joey DiQuinzio (WR)	1976-77-78		
Chase Clement (QB)	2004-08	Jimmy Henderson (DB)	1965-66	Gene Silver (B)	1949	Larry Mayfield (RB)	1980	• 27 •	
Taylor McHargue (QB)	2009-13	Tim Davis (PK-WR)	1968-69	Terry Stuart (B)	1954-55	Kalvin Farrow (RB)	1979-81	Mike Michon (B)	1949
Jeremy Jones (QB)	2014	Chris Walsh (QB)	1971	Terry Stuart (B)	1954-55	Rayford Abraham (DB)	1982-86	Walter McReynolds (QB)	1962-64
Joshua Cummings (CB)	2016-18	Jon Peterson (DB)	1972-74	Larry Duetit (QB)	1957-58	Todd Thompson (RB)	1987-91	Mike Buxton (DB)	1965-66
Robbie Blosser (QB)	2017-20	Charlie Taylor (WR)	1976-78	Jon Eskridge (B)	1959-61	Spencer George (RB)	1992-96	Bill Latourette (DB)	1969-71
Zach Hoban (K)	2019	Reggie Riggs (RB-WR)	1979-82	Mike Dossett (QB)	1963-64	Josh McMillan (DB)	1997-2000	Charles Butler (TE)	1972
Jonah Doddridge (DB)	2020	Tony Burnett (WR)	1983-84	Robert Hailey (QB)	1965-66	Thomas Lott (RB)	2001	Tommy Bruchmiller (LB)	1973-74
Andrew Mason (WR)	2020	Courtney Cravin (WR)	1986-90	Macon Hughes (WR)	1967	Edgar Vega (DB)	2001-04	Rick Kern (RB)	1975
		Jeff Sowell (DB)	1991-95	Charles Blackburn (WR)	1969-70	Christopher Douglas (WR)	2006-08	Don Rutledge (DB)	1977-79
• 17 •		David Grenardo (WR)	1996-98	Steve Ogletree (RB)	1971-72	Paul Porras (S)	2009-13	Johnny McCoy (WR)	1981
Vernon Glass (B)	1948	Jason Benjamin (DB)	1999	Roy Allen (RB)	1973	Joe Phan (LB)	2014-15	Kevin Hodges (TE-RB)	1982-83
Ronnie Dreyer (B)	1960-61	Clifford Sparks (DB)	2000-04	Nick Spillios (RB)	1974-76	Samuel Stewart (RB)	2014-16	John Davis (RB)	1984-87
Arnold Hebert (B)	1965	Ahmad Sweeney (WR)	2005-08	Curt Edwards (RB)	1977-78	Matthew Sams (DB)	2018	Greg King (DB)	1988-89-90
John Blackwell (QB)	1968	Alex Francis (CB)	2009-13	David England (DB)	1979-80	Collin Whitaker (CB)	2019-20	Yoncy Edmonds (RB)	1991-95
Mark Williams (PK)	1970-72	Connor Leisz (WR)	2012-13	Terry Smith (RB)	1981	Miles McCord (CB)	2020	Adrian Sadler (DB)	1996-2000
Alan Pringle (PK)	1973	V.J. Banks (S)	2014-17	Alvin Rettig (DB)	1983			Brandon Boyd (DB)	1999
Bruce Wooldridge (WR)	1974	Kylen Granson (WR)	2016	Elliston Stinson (WR)	1984-85			Omeke Alikor (LB)	2002-04
David Houser (WR)	1976-78	Evan Marshman (QB)	2017-20	Wayne Kearney (WR)	1986-87	Joe Lagow (L)	1934	Marcus Knox (RB-WR)	2005-09
Doug Johnson (QB)	1980-81	Andrew Bird (CB)	2018	Terry Thornton (LB)	1988-91	Harmon Carswell (B)	1947-48-49	Gabe Baker (S)	2010-12, 14
John Davis (RB)	1983	Tre'shon Devones (CB)	2019-20	Carlos Anderson (RB)	1992	Buddy Grantham (B)	1953	James Farrimond (K/P)	2013
Sean Sterle (QB)	1984-86			Lawrence Fortune' (WR)	1993	Phil Harris (QB)	1954-56	Austin Walter (RB)	2014-16
Otha Latin (DB-WR)	1987-91	• 20 •		LaDoughyous McCalla (WB)	1994-98	Don Jordan (QB)	1957	James Sanft (S)	2015
Jamey Whitlock (RB)	1992-96	Barney Haley (E)	1934	Donald Pinkerton (RB)	1999-2001	Alvin Hartman (QB)	1958-60	Ayden Noriega (RB)	2019-20
Drew Cooper (WR)	1997	Frank Lawrence (B)	1946	Mike Falco (RB-WR)	2002-06	Ed Red (B)	1962	Andrew Awe (LB)	2020
Antwan Shell (DB)	1998-2002	Donald Campbell (B)	1947-49	Taylor Dupree (RB/WR)	2007-10	Doug Nicholson (QB)	1964-66		
Chad Price (DB)	2003-04	Mickey Holder (QB)	1964-66	Stephen Noh (S)	2010	Joe Henderson (DB-WR)	1967-69	• 28 •	
John Shepherd (QB)	2005-09	Ronnie Sollock (DB)	1967-69	Trevor Simms (K)	2011	Macon Hughes (WR)	1970	Norman Letts (B)	1934
Michael Poynter (QB)	2010-12	Ron Arceneaux (WR)	1971-73	Ryan Pollard (CB)	2013-15	Bill Chilivets (DB)	1971-72	Dennis Gann (QB)	1964
Trevor Gillette (TE/DE)	2010-13	Ron Vaughn (DB)	1974-75	Lawrence Cimino (CB)	2016-18	Ed Lofton (WR)	1973-74-75	Gilbert King (DB)	1969-70-71
J.T. Ibe (S)	2014-16	Ron Vaughn (DB)	1974-75	Jawan King (RB)	2019-20	David Ross (LB)	1977	Buddy Chuoke (WR)	1972-73
Parker Smith (WR)	2014-15	Carlton Derrett (DB)	1977-78	Jason White (CB)	2019-20	Guy Booker (LB)	1977	Tim Wright (WR-RB)	1974-75-76
Zach Wright (WR)	2016	Nathan Beck (DB)	1979-82			David Darr (DB)	1978-79-80	Robert Williamson (LB)	1977-80
J.T. Ibe (S)	2017	Rudy Smith (LB)	1983	• 23 •		Brian Mica (DB)	1981-82	Joel Baxter (PK)	1981
Parker Towns (QB)	2018-19	Darrick Wells (WR)	1984-85	Harry Witt (B)	1934	Troy Cates (DL)	1983	Matt Meinel (WR)	1982
Treshawn Chamberlain (LB)	2018-20	Jimmy Bautch (DB)	1986-87	Harold Riley (B)	1946-49	Todd Jones (RB)	1984	Dallas Bland (DB)	1983
Kobie Campbell (RB)	2020	Louis Balady (WR)	1988-92	Pinky Nisbet (B)	1953-54-55	Hunter Armistead (DB)	1987-88	Ernest Evans (DB)	1984-85
		Ben Montgomery (QB)	1993	Wade Rodgers (QB)	1956	Keith Jackson (LB)	1989-90	Todd Jones (RB)	1986-87
• 18 •		Joe Lamy (DB)	1994	Bobby Wright (QB)	1957-58	Vincent Yeldell (WR)	1991	Clifford Jackson (DB)	1988
John Sylvester (E)	1934	Mike Gingrich (RB)	1995-99	Billy Cox (QB)	1959	Pat Callahan (RB)	1992-95	Antonio Wilson (DB)	1989
Charles Easter (B)	1946-48	Patrick Dendy (DB)	2000-03	Ronnie Cervenka (B)	1962-65	Rad Newhouse (RB)	1996-97	Dana Hogan (DB)	1990-94
Dick Bowen (B)	1955	Bencil Smith (DB)	2004-08	Pascual Piedfort (DB-QB)	1966-68	Sean White (RB)	1998-2002	Bo Valles (DB)	1995-96-97
Richard Stone (B)	1956	Corey Frazier (CB/S)	2009-13	Jack Laurenzo (WR)	1969	Andrew Cates (RB)	2003-05	Luke Barrett (RB)	1998-99
Bobby LaBorde (B)	1957	Trevor Caswell (LB)	2012	Joe Buck (WR-TE)	1971-72	Joseph Agnew (DB)	2006-07	Brandon Boyd (WR-LB)	2000-03
Gary Poage (B)	1959-61	Malcolm Hill (S)	2013	Mark Buck (RB)	1973	David Falgout (S)	2009	Lance Luedeker (LB)	2005-06
Gene Fleming (B)	1962	Ethan Marks (RB)	2014	James Stevenson (RB)	1974	Jaylon Finner (DB)	2011-14	C.J. Ugokwe (RB)	2007-08
Wayne McClelland (B)	1963	Jorian Clark (CB)	2014-16	Tim Proctor (CB)	1977-78	Tabari McGaskey (LB)	2015	Charles Ross (RB)	2009-12
Jim Levering (B)	1965	George Nyakwol (DB)	2017-20	Freddy Johnson (DB)	1979-80	Nahshon Ellerbe (RB)	2016-17	Cole Thomas (S)	2013-17
Louis Cardenas (RB)	1966	Keith C.J. McCord (WR)	2020	Melvin Robinson (WR)	1981-84	Will Harrison (K)	2017-20	Aaron Cephus (WR)	2017-18
Alan Pringle (PK)	1971			Charles Campbell (DB)	1985-86	Jordan Dunbar (CB)	2020	Jason White (CB)	2018
Paul Veloz (QB)	1972	• 21 •		Nigel Codrington (DB-WR)	1987-90				
Mike Landrum (PK)	1973-75	Eldon Daunoy (L)	1934	O.J. Latin (RB)	1991	• 26 •		• 29 •	
Bobby Scheihing (WR)	1977	Joe Newbill (B)	1947-49	Donald Allen (WR)	1992	J.W. Friedman (B)	1934	Jess Atkins (B)	1934
O'Keefe Walls (RB)	1980	Atchley Proctor (B)	1953-54	Mike Ruff (PK)	1994	Tobin Rote (B)	1946-49	Jimmy Cochran (K)	1963
Vince Courville (WR)	1982	Kenneth Lane (QB)	1956	Keilone Gordon (RB)	1995-98	Leroy Fenstermaker (QB)	1953	Randy Brint (DB)	1966
Pat Gerald (LB)	1983	Wade Rodgers (QB)	1958-59	Ben Amis (RB)	1999	King Hill (QB)	1955-57	Carl Swierc (DB-WR)	1971-73
Darrell Goolsby (WR)	1984-87	Benny Hollingsworth (QB-DB)	1961-63	Clint Hatfield (RB)	2000-04	Jon Schnable (QB)	1958-59	Larry Brune (LB)	1974-75
Merritt Robinson (WR)	1988-90	Larry Doolen (QB)	1965-66	Jon Turner (DB)	2005-07	Randall Kerbow (QB)	1960-62	Bo Broener (RB)	1977-79
Kurt Roper (QB-DB)	1991-93	Dan Van Winkle (RB)	1967-68	Shane Turner (RB)	2008-10	Larry Rice (K)	1963-64	Clint Greenwood (DB)	1980
Lawrence Fortune' (DB)	1994-95	Dale Bernauer (WR)	1969	Jayson Carter (RB)	2011-13	David Ferguson (B)	1965	Dwayne Holmes (DB)	1981-84
Clint Leschber (QB-LB-RB)	1996-99	Hobby Stevens (WR)	1971	Andre Anderson (WR)	2012	Eddy Carnes (TE)	1969	David Schorlemer (DB)	1985
Ed Bailey (RB)	2000-04	Gary Ferguson (DB)	1972-74	Anthony Canady (CB)	2013	Don Bernshausen (DB)	1970-73	Everett Coleman (DB)	1986
Tristan Thomas (DB)	2005	Bobby Tincher (DB)	1976	Peter Cimino (CB)	2014	Guy Booker (RB)	1976-78	Bob Epps (DB)	1987
Jeremy Goodson (QB-WR)	2005-09	Willie McAfee (RB)	1977	Aston Walter (RB/WR)	2014-16	Terry Smith (RB)	1980	Robert Summerlin (DB)	1989-90
		Weldon Meeks (RB)	1979-80, 82	Chris Barnes (TE)	2015	Herbert Payton (RB)	1981		

Rice All-Time Numerical Roster

Ed Howard (WR) 1991-94
Byron Godfrey (RB) 1995-96
Paul Thomas (RB) 1997-98
Torey Batts (WR) 1999
Raymorris Barnes (DB) 2000-04
Carl Taylor (LB-DB) 2005-08
John Welch (CB) 2009
Kevin Pool (FB) 2009-10
Bryce Callahan (CB) 2010-14
Granger McCollough (K) 2011
Houston Robert (S) 2015-18
Chike Anigboguo (S) 2019
Adam Nunez (P) 2019
Sean Fresch (ATH) 2020

• 30 •

John McCauley (B) 1934
Carl Russ (B) 1946-47
David Kelley (B) 1957
Bill Schneider (B) 1958-59
Jerry Kelley (B) 1960
Paul Piper (B) 1961-63
Gene Walker (B) 1964-65
Howard Smith (RB) 1967-68
Ronnie Marsh (LB) 1969
Mike Phillips (RB) 1971
Dennis Pokluda (LB) 1973-74
Steve Gleaves (DB-P) 1976-79
Eric Barkett (TE) 1982
Richard Crayton (DB) 1981-83
Roy Thompson (DB) 1984-87
Mike Hooks (LB-DS) 1988-92
Adrian Woolcock (LB) 1991-92
Mike Jones (LB) 1993
Mike Ruff (PK) 1995-96
Dan Dawson (DB-LB) 1997-2001
Stephen Wood (LB) 2002-05
Andrew Sendejo (DB) 2006-09
Jeremy Eddington (RB) 2010-13
Josh Rahman (LB/DE) 2014-17
Ari Broussard (LB/RB) 2018-20

• 31 •

Melvin Moody (B) 1947-48
Frank Allen (B) 1949
Morris Stone (B) 1953-54
Raymond Chilton (B) 1956-58
Dickie Masters (B) 1959
Phil Norman (B) 1960
Corky Bloomfield (B) 1962
Barry Richardson (LB) 1965-67
Tony Conley (RB) 1968-69
Ted Scruggs (RB) 1970
David Simpson (RB) 1971-72
Tim Gear (RB) 1974
Don Parrish (DB) 1976-78
Jeffrey Hudgins (WR) 1979
Brian Patterson (DB) 1981-83
Doug Adams (DB) 1984-85
Halie Washington (RB) 1986-87
Steve Clements (RB) 1988
Tommy Lee (WR) 1989-90
Jeff Epp (RB) 1992-94
Robert Forrester (RB) 1995-98
John White (DB) 1999-2001
Tyler Smith (DB) 2002-04
Brian Raines (LB) 2005-08
Broderick Jackson (S) 2009, 2013
Justin Allen (LB) 2009-11
Martin Nwakamma (S/LB) 2014-18
Matthew Sams (DB) 2019-20

• 32 •

Ralph Miller (L) 1934
Gene Kwiatkowski (B) 1946
Teddy Riggs (B) 1949
Bryant Stone (B) 1954-55
Joe Lloyd (B) 1957
Lonnie Caddell (B) 1958-61
R.J. Nitsche (B) 1963-64
Jud Byars (LB) 1965-66

Doug Nicholson (LB) 1967
Gene Taubert (RB) 1968
Kim Malone (RB) 1969-70-71
Kerry Cooper (DB) 1973
James Sykes (RB) 1974-75-76
Reggie Hopkins (RB) 1978
Wayneard Nellums (DB) 1979-82
Stephen Holmes (DB) 1983-87
Richard Williams (RB) 1988-89
Carlos Anderson (RB) 1990-91
John Biggs (P) 1992-93-94
Benji Wood (RB) 1995-96-97
Vincent Hawkins (RB) 1998-2002
Jordan Kramer (RB) 2003-04
Trey Hopson (RB) 2005
Willie Garley (LB) 2007-10
Will Allday (WR) 2009
James Farrimond (K/P) 2011-12
Darik Dillard (RB) 2012-14
Arthur Bradshaw (S) 2014-15
Christian Bertrand (DB) 2015-16
Nolan Spencer (WR) 2017-18
Jerry Johnson III (FB) 2019-20

• 33 •

Albert Metzlor (B) 1934
Jack Price (B) 1946
Walter Coffey (B) 1947-48
Phil Norman (B) 1959
Jerry Candler (B) 1960
Mike Bowen (B) 1961
Ronnie Cox (B) 1962-63
Johnny Woodward (LB) 1965-66
Sully Woodland (LB) 1967-68
Randy Lee (LB) 1969-70
Harry Higgins (DB) 1971-74
John Stroman (LB) 1976-78
Calvin Fance (RB) 1979-80
Kevin Trigg (RB) 1981-83
Pete West (LB) 1985-86
Otis Latin (LB) 1987
Donald Allen (DB-WR) 1988
Jarret Palmieri (DB) 1989
Nathan Bennett (DB) 1990-92
Johnny Bagwell (PK) 1993-95
Thomas Benford (LB) 1996-98
Julius Mitchell (DL) 1999-2003
John Wall (RB) 2004-06
Max Anyiam (DB) 2007-09
Austin Laudenslager (S) 2011-13
Emmanuel Esukpa (RB) 2015-18
Anthony Ekpe (LB/DE) 2017-19
Myron Morrison (LB) 2020

• 34 •

Joe Morris (L) 1934
Gary Jennings (B) 1960
Mike O'Grady (B) 1964-65
Gene Taubert (RB) 1966
Murphy Davis (LB) 1967
Paul Strahan (LB) 1968
Dale Grounds (LB) 1969-71
Larry Brune (DB) 1972
David Robinson (RB) 1973
Bobby Tinchler (DB) 1977
Bernie Blaschke (DB) 1979-81
Larry Collins (RB) 1982-84
Cedric Parson (RB-DB) 1985-87
Tim Fitzpatrick (LB-DL) 1988-90
Byron Coston (RB) 1991-94
Brent Huffman (DB) 1995-97
Kensley Barrett (DB) 1998-99
Gabe Howe (QB-LB) 2000-02
Terrance Garmon (DB) 2006-09
Cameron Nwosu (LB) 2010-11
Joe Ballard (LB) 2013-17
Caleb Hart (TE) 2018
Campbell Riddle (DS) 2019-20
Terreance Ellis (LB) 2020

• 35 •

Wade Owen Jr. (E) 1934
Alfred Neumann (B) 1947-49
Bill Keller (B) 1954
Richard Pustka (LB) 1967
Donnie Johnson (LB) 1968
LaRay Breshers (LB) 1970-72
David Swantner (LB) 1973
Billy Neal (RB) 1974-76
Laney Royal (RB) 1978
Steve Chafin (RB) 1979-80
Michael Burt (LB) 1981-84
James Phorne (LB) 1985-86
Warren Parker (DB) 1987
Msonthi Levine (WR) 1988-92
Jason Jones (DB) 1993
Brent Huffman (DB) 1994
Karlton Bedford (DB) 1995
Wesley Kubesch (LB) 1996-99
Jordan Kramer (RB) 2000-02
Bio Bilaye-Benibo (RB) 2003-04
Jonathan Arceneaux (LB) 2006
Travis Bradshaw (S) 2008-10
Scott Solomon (DE) 2011
Luke Turner (RB) 2012-15
Will Phillips (DL/TE/FB) 2016-18
Luke Armstrong (FB) 2019-20

• 36 •

Roy Royall (B) 1934
Huey Keeney (B) 1946-48
Gordon Kellogg (B) 1953-54
Ken Williams (B) 1955
Terry Shelton (RB) 1966
Ken Pearson (LB) 1968
Ronnie Johnson (LB) 1969
Gerald Smith (DB) 1970
Josh Simila (RB) 1971
Bob Cunningham (DB) 1972
Roland Boyce (RB) 1973-75
Greg Brown (DB) 1979
Donnell Jones (DB) 1981-85
Jimmy Hines (DB-RB) 1987-89
Doug Shaw (LB-DL) 1990-91
Bobby Dixon (DB) 1992-95
LonDee Smith (DB-LB) 1996-2000
Brad Beavan (RB) 2002
Jon Turner (DB) 2003-04
Vernon James (LB) 2005-08
Roonie Lillard (LB) 2009-10
Fred Jackson (DB) 2011-13
Paine Maticcik (RB/DL) 2014-17
Myles Adams (DL) 2017
Campbell Riddle (DS) 2018

• 37 •

William Sadler (E) 1934
Bill Bann (B) 1955
Gene Jones (B) 1956
Hart Peebles (B) 1958
Roland Jackson (B) 1959-61
Russell Wayt (B) 1962-64
Lester Lehman (RB) 1965-67
Monte Hutchinson (LB) 1968-70
Pat Kelly (DL) 1971-73
Steve Kelley (LB) 1974
Steve Pasterchick (DB-DL) 1977-79
Antonio Brinkley (RB) 1981-85
Mark Brindley (P) 1987-88
Jorge Perez (PK) 1989
Ricardo Deckard (DB) 1990
Alan Green (RB) 1991
Tucker Phillips (P) 1992
Arthur Terry (DL) 1993-96
Jamie Tyler (RB) 1997-2001
Michael Merrick (DB) 2002-04
Dustin Huffsey (WR) 2006
Tyler Smith (RB) 2007-10
Ronnie Lillard (LB) 2008
Tyler Smith (RB) 2011
Drew Travis (CB) 2012-13
Ford Corbett (S) 2014-16

Jacob Grams (S) 2017-20

• 38 •

James Sawtelle (L) 1934
John Swords (RB) 1969
Mike McCollum (LB) 1971
Jake Smitherman (LB) 1972
Jim Kelley (LB) 1973
Eddy Collins (LB) 1974-76
Kent Killion (LB) 1978-80
David Erwin (DL-LB) 1981-83
Brad Kracht (RB) 1985
Tim Fitzpatrick (LB) 1987
H.B. Brown (LB) 1988-89
Darrell Richardson (PK) 1990
John Campbell (DB) 1991-92
Jeff Epp (RB) 1991
Randy Garcia (DL) 1993
Greg Holloran (LB) 1995-97
Cabot Denny (RB) 1998
Andy Petter (DB) 1999
Jeremiah Ramer (LB) 2000-01
Lance Byrd (DB) 2002
Aubrey White (DB) 2003-07
Chris Jammer (CB) 2008-11
Darrion Pollard (CB) 2012-13
Jayson Carter (RB) 2014
J.D. Johnson (LB) 2014-15
Nahshon Ellerbe (RB) 2015
Anthony Ekpe (LB) 2016
JaShon Palmer (WR) 2019-20

• 39 •

Harris Shelton (L) 1934
Don Anderson (B) 1946-47
Doyle Weldon (B) 1948
Steve Curry (B) 1954
Jack Dyess (B) 1955
Howard Hoelscher (B) 1956-57
Frank Smith (B) 1959-60
Jim Martins (B) 1961-62
David Herndon (B) 1964-65
Kent Ulm (LB) 1966
Larry English (LB) 1969
Larry Walling (LB) 1970
Brad Talley (DB) 1971-72
Rodney Norton (LB) 1973
Mark Roquemore (DL-LB) 1974-76
Frank Wilson (RB) 1979-80
Joe Henke (TE) 1981
Leland Key (PK) 1982
Dwain Turner (RB) 1983
Brent Knapton (DB) 1984-88
Cary Horton (DB) 1989
Charles Gulbranson (DL) 1990-92
Wes Yeakle (PK) 1994-95
Adam Williams (DB) 1997-99
Jason Benjamin (DB) 2000
Kevin Ford (RB) 2001
Jesse Stowers (RB) 2002
Derek Bingham (DB) 2004-05
Dale Lloyd (DB) 2006
Stephen Noh (S) 2011
Cameron Decell (K/P/WR) 2012-14
Paine Maticcik (LB) 2013
Clayton Malcomb (DS) 2014-18
Camden Miller (LB) 2017

• 40 •

Ray Smith (B) 1934
John Kelly (B) 1947-48-49
Mac Taylor (B) 1953-54
Don Meek (B) 1956
Gordon Speer (B) 1957
Johnny Stephenson (B) 1958-60
Ronnie Graham (B) 1962
Jimmy Stark (B) 1963-64
Bucky Allshouse (DB-P) 1968-70
Preston Anderson (LB) 1971-73
Ardie Segars (DB) 1974-76
Odis Mack (DB) 1977-80
Johnnie Sullivan (RB) 1981

Marvin Allensworth (LB) 1982-83
Ted Humphreys (RB) 1984
Ed Freeny (LB) 1985
Billy Stone (LB) 1987-90
Larry Jester (LB-DL) 1991-93
Kevin Brabham (DB) 1994-97
Greg Gatlin (DB) 1998-2002
Jared Gilbert (LB) 2003-05
Scott Austin (FB/TE) 2006-07
Garrett Rhodes (P) 2009
Zach Patt (LB/DE) 2010-12
Gabe Baker (S) 2013
Brady Wright (DE) 2014-18
Jalen Reeves (RUSH) 2020

• 41 •

Frank Steen (E) 1934
Dick Hoerster (B) 1946-47
Hardy Dean (B) 1949
Fred Morgan (B) 1954-55
Ronnie Hatfield (B) 1961-63
Jimmy Henderson (B) 1964
L.V. Benningfield (RB) 1965-67
Charles Blackburn (RB) 1968
Darrell Bingham (DB) 1971
Cliff Crabtree (RB) 1969-72
Jesse Whittenton (LB) 1973-74
Ricky Evrard (DB) 1975-77
Everett Todd (LB-DL) 1979-83
Steve Kidd (DB-P) 1984-86
Alastair MacPhail (DB) 1987-90
Jeffrey Mercer (LB) 1991
Warrick Franklin (DB) 1992
Adam Zylman (TE) 1993-95
Victor Young (P) 1996-99
Robbie Beck (RB) 2000-03
Luke Juist (PK) 2004-07
Kyle Martens (P) 2008-11
Alex Lyons (LB) 2012-13
Bradley Beazant (LB) 2014
Joshua Cummings (CB) 2015
Chris Barnes (TE) 2016
Randall Royall (LB) 2017
Garrett Braden (LB) 2019
Plae Wyatt (S) 2020

• 42 •

Luke Abbott (B) 1946
George Glauser (B) 1949
Don Whittaker (B) 1953
Jack Throckmorton (B) 1954-56
Dale Baker (B) 1959-61
L.V. Benningfield (B) 1964
Rodney Kinci (RB) 1965-66
Terry Shelton (DB-RB) 1967
Tom Clanton (DB) 1970-72
Gary Cox (DB) 1973-75
Calvin Fance (RB) 1978
Tim Sanders (RB) 1979-82
Wayland Mason (RB) 1983-87
Brent Binder (LB) 1988-89
Kerry Lewis (DB) 1990-91-92
Mike Wilson (DS) 1993-94-95
Justin Engler (LB) 1998-2002
Marcus Rucker (RB) 2003
Robert Calhoun (LB) 2006-09
Michael Kutzler (LB) 2010-13
Emmanuel Ellerbee (LB) 2014-15
Dylan James (LB) 2017-19
Brian Hibbard (FB) 2020

• 43 •

Bobby Lantrip (B) 1946-47, 49
Carl Johnson (B) 1953
Jimmy Fife (B) 1954
Bobby Williams Sr. (B) 1955-57
David Hamilton (B) 1958
Butch Blume (B) 1959-61
Don Elsie (B) 1962-64
David Keys (DB) 1968-70
Joe Phy (RB) 1971-73

Rice All-Time Numerical Roster

Nate Poss (DB) 1974-76
 Lamont Jefferson (LB) 1978-80
 Craig Orebo (DB) 1981
 Scott Kloesel (RB) 1982-85
 Tim Fitzpatrick (LB) 1986
 James Bommarito (RB) 1987
 Harry Wright (LB) 1988
 Alex Castano (LB) 1989-92
 Ryan Woods (RB) 1993-96
 Joe Bob Thompson (LB) 1997-2001
 Chad Price (DB) 2002
 Will Galusha (DB) 2003
 T.J. Fairbanks (LB) 2005
 Ryan Kennedy (DB) 2006
 Martin Uwah (RB/CB) 2007-10
 Trenton VandeWater (LB) 2011
 Tabari McGaskey (LB) 2012-14
 Dan Carpenter (LB) 2015-16
 Dillon Davis (LB) 2020

• 44 •

Bill Wallace (B) 1934
 George Walmsley (B) 1946-47
 Gordon Wyatt (B) 1948-49
 Kosse Johnson (B) 1953
 Jerry Hall (B) 1954-56
 Bendy Poole (B) 1958-59
 Ronnie Graham (B) 1960
 Marvin Dorris (B) 1962
 Mike O'Grady (B) 1963
 Paul Piper (B) 1964
 Hugo Hollas (DB) 1965-67
 Chris Hale (DB) 1968
 Larry Caldwell (RB-WR) 1969-70
 Marc McDaniel (RB) 1971
 Dennis Pokluda (RB) 1972
 John Coleman (RB) 1973-75
 Earl Cooper (RB) 1977-79
 Larry Collins (RB) 1981
 DeWayne Burnett (RB-P) 1982-85
 Eddie Enriquez (RB) 1986-90
 Richard Duggan (LB) 1991
 Deric Rutherford (LB) 1992-93-94
 Rashad Reynolds (LB) 1995-98
 Danny Cestaro (LB-DL) 1999-2001
 Quinton Smith (RB) 2002-06
 Chris Jones (DB/S) 2007-10
 Kyle Prater (LB) 2011-12
 Brian Womac (DE) 2013-17
 Kebreyun Page (LB) 2018-19
 Randall Royall (FB) 2018
 Geron Hargon (LB) 2020
 Harry Witt (FB) 2020

• 45 •

Elmer Wallace (L) 1934
 Fred Jacob (B) 1946-47
 Rex Procter (B) 1948-49
 Jackie Stringer (B) 1954
 David Kelly (B) 1955-56
 Gordon Speer (B) 1958-59
 Wayne McClelland (B) 1960-62
 Gene Fleming (B) 1963-64
 Terry Erwin (DB) 1966
 Randy Brint (DB) 1967
 Tommy Alexander (DB-LB) 1968-70
 Mike Nichols (DB) 1971-72
 Greg Cannady (DL) 1974-76
 William Knowles (DL) 1979-80
 Charles Hester (RB) 1981-84
 Lorenzo Cyphers (RB) 1985-88
 Trevor Cobb (RB) 1989-92
 Blair Brown (LB) 1995-97
 Scott Huffman (LB) 1998-2002
 Lance Luedeker (LB) 2003-04
 C.J. Ugokwe (RB) 2005-06
 Tanner Shuck (LB) 2008-11
 Trevor Jones (DE) 2012, 14
 Austin Williams (LB) 2015
 Samuel Stewart (RB) 2017
 Giovanni Gentosi (FB) 2018

• 46 •

Byron Williams (E) 1934
 Oather Pugh (B) 1947-49
 Jack Verheyden (B) 1954
 Lanny Fife (B) 1955-56
 Bill Bucek (B) 1957-59
 Max Kloesel (B) 1960
 Mike Buxton (DB) 1967
 Macon Hughes (WR) 1968
 Mike Spruitt (RB) 1969-71
 John Cardwell (RB) 1971
 Mike Culpepper (DB) 1972-74
 Bob Loper (DB) 1975-77
 Donahue Walker (DB) 1981-83
 Brad McKay (LB) 1984-88
 Alonzo Williams (LB) 1989-92
 Bryan Sanders (LB) 1993-94
 Larry Ruffin (LB) 1995-99
 Nick Sabula (RB-DL) 2000-02
 Justin Abt (DB) 2003-04
 Clark Fangmeier (PK) 2006-09
 Kyle Prater (LB) 2010
 Nick Elder (LB) 2011-15
 Cody Hennessee (DT) 2016
 Garrett Grammer (LB/LS) 2017-20
 Andrew Tsangeos (TE) 2020

• 47 •

Dicky Maegle (B) 1953-54
 Virgil Mutschink (B) 1955-56
 Bob Wray (B) 1961
 Larry Rice (B) 1962
 Gene Walker (B) 1963
 Chuck Latourette (RB-DB-P) 1964-66
 Gene Taubert (RB) 1967
 Claude Clark (RB) 1968
 John Cardwell (RB) 1969
 Randy Spencer (DL) 1972-73
 Tommy Lewis (DB) 1974-75-76
 Rod Rickett (DB-RB) 1979-80-81
 Howard Butler (TE) 1982-83
 Kyle Falk (LB) 1984-87
 Otis Latin (RB-DL) 1988-89
 Pio Hocate (DB) 1990-91
 David Freeman (WR) 1990
 Jay Lamy (DB) 1992-95
 Jeremy Cooper (WR) 1996
 Rashard Pittman (LB) 1997-2001
 John Syptak (DL) 2002-05
 Aaron Williams (LB) 2007-10
 Brian Nordstrom (DE) 2011-14
 Quinton Riney (TE) 2015

• 48 •

Robert Nichols (L) 1934
 Page Rogers (B) 1953-55
 Dan Shuford (B) 1956-57
 Johnny Orsak (B) 1958-59
 Ricky Blume (B) 1963-64
 Randy Jinks (DB) 1968-69
 Chris Hale (DB) 1970-71
 Bob Cunningham (DB) 1973-74
 Bill Doak (LB) 1978
 Mark Hatch (LB) 1981-84
 Danny Johnson (DB) 1985
 Jon Stephens (RB) 1987
 Gabriel Luke (DB) 1988
 Joey Wheeler (LB) 1989-92
 Derrick Williams (LB) 1993-96
 Jarrett Erwin (LB) 1997-2000
 Rene Aninao (DL) 2001
 Adam Herrin (LB) 2002-05
 Brandon Tolbert (LB) 2007-08
 Nic Hammett (LB) 2009
 Tanyan Farley (TE) 2010-14
 Adrian Jones (S) 2012-14
 Lawrence Cimino (CB) 2015
 Kevin Tracy (K) 2016
 Jacob Doddridge (FB) 2018-20

• 49 •

Robert Bearing (L) 1934
 Virgil Eikenberg (B) 1946-47
 Gene Johnson (B) 1955
 Bobby Caruthers (B) 1957
 Tommy Daniels (B) 1961
 Lee Wolf (B) 1964
 Dan Van Winkle (DB) 1966
 Jeff Champion (DB) 1968
 Bruce Henley (DB) 1971-73
 Fred Cunningham (RB) 1974
 Floyd Zacharie (LB) 1977-78
 Alfred Lucas (LB) 1979
 Neil McLellan (DB) 1981
 Joe Heikkinen (LB) 1982-86
 Mitch Moss (LB) 1987-91
 Johnny Bagwell (PK) 1992
 Lyndon Lee (DB) 1995
 Ryan McMillan (LB) 1997-98
 Erik Swanson (DB) 2000
 Michael Merrick (LB) 2001
 Buck Casson (LB) 2003-05
 Casey Marchbanks (LB/RB) 2006-08
 Trey Briggs (LB/DE) 2009-12
 DJ Green (LB) 2013-17

• 50 •

Arthur Clark (L) 1947-48
 Jerry Strickland (L) 1954
 Jerry Harris (L) 1955-56
 Jerry Graves (L) 1957-59
 Johnny Nichols (L) 1960
 Robert Moehnke (L) 1961
 Stan Smith (OL) 1964-65-66
 Gary Carley (OL) 1967-68
 Don Hayward (OL) 1969
 Bart Goforth (OL) 1970
 David Snellings (DL) 1971-72-73
 Kim Noland (DL-LB) 1974-75-76
 Teddy Walker (OL) 1977
 Kelly Ford (OL) 1980
 Chuck Taylor (DL) 1981-82-83
 David Nunez (OL) 1984-85
 David Grice (LB-DL) 1986-87-88-89
 Emmett Waldron (LB) 1990-94
 Casey Collum (DL) 1995-98
 Robert Holmes (LB) 1999-2000
 Rolf Krueger (OL) 2002-06
 Matt Nordstrom (LB) 2008-11
 Chandler Watkins (LB) 2012-15
 Corbin Smith (OL) 2017
 Hunter Hanley (DL) 2019-20
 Izeya Floyd (OL) 2020

• 51 •

Joe Watson (L) 1946-49
 Don Gillis (L) 1955-57
 Charles Pollard (L) 1958
 Tommy Godard (OL) 1971-73
 Mark Bockeloh (LB) 1974-75-76
 Skip Garrett (OL) 1977
 Darryl Grant (DL-LB-OL) 1978-80
 Doak Slay (OL) 1981-82
 Andy Lindblade (OL) 1983
 Danny Burgess (LB) 1984-86
 Mike Wylie (LB-DL-OL) 1987-90
 Clay Gustafson (OL) 1992
 Robert Stovall (OL) 1993-96
 Jeff Charbeneau (DL) 1998
 Michael Schwartz (OL) 1999
 Cotey-Joe Cswaykus (OL) 2000-04
 Thadis Pegues (DL) 2005
 Brandon Long (DS) 2006-10
 Ross Winship (DL) 2011
 Peter Godber (OL) 2013-15, 17
 Austin Williams (LB) 2016
 Will Martinez (DL) 2019-20

• 52 •

Joe Young (L) 1934
 Randall Leggett (L) 1956

David Ward (L) 1958-59
 Johnny Cole (L) 1960-62
 Jim Hulme (L) 1965
 Bobby Plaster (OL) 1966-68
 Wright Moody (OL) 1969-71
 Jody Medford (DL) 1972-74
 Louis Griffin (OL) 1975-76
 Mike South (OL) 1977-78
 Donny Martin (OL) 1979-82
 Ed Kohlleppl (OL) 1983
 Will Hollas (LB) 1985-89
 Bill Goins (OL) 1990-93
 Mike Vietor (OL) 1995-98
 Ben Stephens (OL) 1999-2003
 David Perkins (OL) 2004-07
 Keshawn Carrington (OL) 2008-11
 Spencer Stanley (OL) 2012-15
 JaVante Hubbard (DL) 2016-19
 Braedon Nutter (OL) 2020

• 53 •

Bill Christian (L) 1958
 Craig Cristopher (L) 1963-65
 Dwayne Young (OL) 1969
 Gary Carley (OL) 1970
 Richard Hollas (LB) 1971-73
 Pat Stidham (LB-DL) 1974-76
 Darrell Simmons (LB) 1977
 Jim Cuskey (DL) 1979
 Dan Foster (LB) 1979-83
 Jeff Hood (DE) 1984
 Andy Lindblade (OL) 1985-86
 Richard Segina (OL) 1987-90
 Joel Dawson (OL) 1991
 Kyle Patrick (OL) 1992
 Jeremy Thigpen (OL) 1993-96
 Michael Lecclair (DL-LB) 1997-99
 Greg Wilson (OL) 2000
 Mike Holman (OL) 2002-03
 Nathan Enos (OL) 2004-05
 Arnaud Gascon-Nadon (DE) 2008
 Nate Richards (C) 2012-13
 Sam Pierce (OL) 2014
 Cole Elms (DL/OL) 2015-19
 Terry Schuman (DE) 2017
 Mike Leone (OL) 2020

• 54 •

Jack Price (L) 1947-49
 Don Wilson (L) 1953-55
 Bruce Hendrickson (L) 1956-57
 Jim Stroud (L) 1958-60
 Dan Malin (B) 1961-62
 Rudy Schreider (L) 1963
 Jim Swanson (L) 1964
 Tommy Calnan (L) 1965
 Hap Feuerbacher (LB) 1971-72
 Paul Guillory (OL) 1973
 Lyndal Trout (OL) 1974-76
 Bernie Hogan (DL) 1977
 Don Coontz (DL) 1979
 Koty Kothmann (OL) 1980-82
 Russell Moses (OL) 1983-87
 Vince Pershing (OL) 1989-90
 Keith Jackson (LB) 1991-92
 Larry Thompson (DL) 1994-96
 Jake Jackson (DL) 1997-2000
 Scott Nimmons (OL) 2006-08
 Richard Ledo (DE) 2009-11
 Trey Martin (OL/DL) 2013-17
 Isaac Klarkowski (OL) 2019-20

• 55 •

Mike Jones (L) 1946
 Charles Pearce (L) 1948
 Lee Steonstreet (L) 1949
 Leo Rucka (L) 1953
 Albert Johnson (L) 1954-56
 Tom Stellman (L) 1957
 Larry Anthony (L) 1959
 Larry Bengfort (L) 1961

Robert Moehnke (L) 1962-63
 Stan McDonald (L) 1964-65
 Richard Parker (PK) 1966
 Kerry Moorhead (OL) 1968
 Donnie Johnson (OL) 1969-70
 Wade Bode (DL) 1971-73
 Brent Barnes (DL) 1974-75
 Jeff Brast (DL) 1977-78
 Al Bean (DL) 1979
 Eddie Gentry (OL) 1979-83
 Jim Simpson (OL) 1984-86
 Paul Brotze (DL) 1987-90
 Sam Baldwin (P) 1991
 Ryan Woods (LB) 1992
 Johnny Golden (DE) 1993-94
 Chris Bryant (OL) 1997-2000
 Greg Wilson (OL) 2001-04
 Travis Mason (DL) 2005
 T.J. Fairbanks (LB) 2006
 Cheta Ozougwu (DL) 2007
 John Gioffre (DT) 2008-11
 Nico Carlson (OL) 2012
 John Poehlmann (OL) 2014-15
 Isaiah Edwards (OL) 2016
 Jae Phan (DE) 2016-17
 Matt Terrill (OL) 2018
 Blaze Alldredge (LB) 2018-19
 Nick Leverett (OL) 2019
 De'Braylon Carroll (NT) 2020

• 56 •

Gerald Weatherly (L) 1947-49
 Carmen Stewart (L) 1954
 Pedro Crawford (L) 1955-56
 Phil Dunn (L) 1957-58
 John Cornett (L) 1959
 Pat Gerald Sr. (L) 1960-61
 Larry McLaughlin (L) 1962
 Ronnie Smulcer (LB) 1966
 Jack Neubauer (OL) 1968
 Joe Suggs (OL) 1971-72
 Larry Cervantes (OL) 1973-74
 James Frith (LB) 1975
 Keith Kveton (OL) 1978-80
 Steve Thompson (LB) 1981-84
 Courtney Hall (OL) 1985-88
 Chris McGahan (OL) 1989
 Brent Binder (OL) 1990
 Greg Gillingham (DL) 1991
 Joe Davis (LB) 1992-95
 Ben Westcott (OL) 1996
 Clint Johnson (DL) 1997-2001
 Jeremy Harper (LB) 2003-04
 Chance Talbert (DL) 2005-06
 Scott Mitchell (OL) 2007-10
 Christian Covington (DT) 2011-13
 Cory Klingler (OL) 2014-17
 E.J. Lahlouh (LB) 2019

• 57 •

Harold Tate (L) 1946
 Luke Abbett (L) 1947-48
 Ronnie Kramer (L) 1956-57
 Boyd King (L) 1958-60
 Vic Swendlund (L) 1961
 Malcolm Walker (L) 1962-64
 Wayne Kennedy (OL) 1965-68
 Larry Baugh (LB) 1971-72
 Ronnie Colbert (OL) 1973-74
 Jim Frith (DL) 1976-78
 Mark Stuart (DL) 1979-82
 Kyle Falk (LB) 1983
 Dexter Scott (DL) 1984-87
 O.J. Brigrance (LB) 1988-90
 Adrayll Askev (LB) 1991-92
 Wayne Herndon (DL) 1993
 Andy Beard (DS) 1994-98
 Ryan Devlin (LB) 2000
 Travis Stephenson (DL) 2003-04
 Robby Hamilton (OL) 2005-06
 Eric Neuhouse (LB) 2007

Rice All-Time Numerical Roster

Hosan Shahin (DL) 2009-11
 Cameron Nwosu (LB) 2012-13
 Preston Gordon (DT) 2014-16
 Myron Morrison (LB) 2019

• 58 •

Carmen Brandon (L) 1934
 Ken Korges (L) 1956
 Mike Bowen (L) 1958
 David Vandiver (OL) 1971-72-73
 Larry Barker (DL) 1974-75
 Dennis Blair (LB) 1976-77-78
 Troy Cates (LB) 1980
 Don Coontz (OL) 1981
 Bobby Nunez (OL) 1982-83
 Mike Lee (LB) 1984-85
 Donald Bowers (LB) 1986-90
 Deric Rutherford (DL) 1991
 Derrick Williams (LB) 1992
 Kurt Wagner (DL) 1993
 Brent Bishop (OL) 1994-97
 Ryan Pontbriand (OL-DS) 1998-2002
 Thadis Pegues (DL) 2003-04
 Jonathan Cary (DL) 2005-07
 Jamael Thomas (DT) 2009-11
 Cody Hennessee (DT) 2012-15
 Emmanuel Ellerbee (LB) 2016-17
 Shea Baker (OL) 2017-20

• 59 •

Melvin Barnes (L) 1934
 Jack Day (L) 1949
 Larry Lundstedt (L) 1953-54
 Rex Lowe (L) 1955-56
 Jerry French (DB) 1971
 Steve Horn (OL) 1973
 Rodney Norton (LB) 1974-75
 Bill Doak (OL) 1977
 Kyle Rice (DL) 1979-82
 Rock Mathis (PK) 1983
 Tim Hum (LB-DL) 1984-85
 Richard Duggan (LB) 1987-90
 Randy Garcia (DL) 1991-92
 Jason Winship (DL) 1993-96
 Ryan Smith (OL) 2000
 Garrett Dornon (LB) 2003-05
 Ryan Craig (LB) 2006-08
 Bobby Kiesewetter (DL) 2009-13
 Matt Morris (LB) 2015-17

• 60 •

Weldon Humble (L) 1946
 Tom Parsons (L) 1947-48
 Simon Verrett (L) 1949
 Kenny Paul (L) 1953-54
 Matt Gorges (L) 1955-57
 Rufus King (L) 1958-60
 Will Jay Hubbard (L) 1961-64
 Larry Darling (OL) 1965-67
 Bill Galbraith (OL) 1968-69
 Nick Fowler (OL) 1970
 Bart Goforth (OL) 1971-72
 Mike Wilson (OL) 1973
 Steve Horn (LB) 1974-75
 John Joyce (OL) 1977-79
 Skip Garrett (OL) 1980
 Doug Malcomb (OL) 1981-82
 Joe Schwab (DL) 1983-85
 O.J. Brigance (LB) 1987
 Victor Serges (OL) 1988
 Greg Pollard (OL) 1989
 Kolis Riber (LB) 1990
 Charles Cockrell (OL) 1991
 Jeffrey Mercer (LB) 1992-94
 Neal Gray (OL) 1996-99
 Scott Mayhew (OL) 2000-04
 Jimmy Miller (OL) 2005-08
 Michael Kutzler (LB) 2009
 Matt Simonette (OL) 2010-14
 Nico Carlson (OL) 2013
 Crockett Mokry (OL) 2015-18

• 61 •

Pete Sultis (L) 1946
 Hunter Strain (L) 1947
 Lee Stonestreet (L) 1948
 Joe McPhail (L) 1949
 Eddie Rayburn (L) 1953
 Jeff Buis (L) 1955
 Larry Roberts (L) 1956-58
 Earl Koehn (L) 1959-61
 Archie Peterson (L) 1962-63
 Dan Hunt (L) 1964-65
 Stan Garrett (OL) 1966
 John Stoerkel (DL) 1967
 Walter Richardson (OL) 1968
 Gary Carley (OL) 1969
 Randy Alford (DL) 1970-72
 Dave Wilkens (OL) 1973-74
 Ed Carson (OL) 1975
 Tony Hackebeil (LB) 1976-78
 Wayne Harpold Jr. (LB) 1979-82
 Eric Johnson (DL) 1983
 Andy Lindblade (OL) 1984
 Brian Wilson (OL) 1985
 John Garrett (OL) 1987-89
 Ron Manning (OL) 1988
 Ty Bailey (DB) 1990
 Chris Cooley (OL) 1991
 Bryan Lyssy (OL) 1992-93
 Brock Tautenhahn (OL) 1999-2000
 Scott Austin (OL) 2003-05
 Harrison Nguyen (LB) 2010
 Charlie Stone (OL) 2020

• 62 •

Carl Schwarz (L) 1946
 S.J. Roberts (L) 1947-49
 Skip Lee (L) 1953
 Lewis Fisher (L) 1955
 Mack Kennedy (L) 1956-58
 Walter Ligon (L) 1959-61
 Bill Walker (L) 1962-65
 Gus Speary (DL) 1966
 Ed Kneupper (DL) 1967
 Tommy Peel (OL) 1968-70
 Jerry Naccarato (LB) 1971
 Rusty McKeever (OL) 1972-74
 Dwane Moyer (OL) 1976-78
 Tim Allaman (OL) 1979
 Rick Christon (OL) 1980-83
 Brannon Smoot (LB) 1984-87
 Keith Jefferson (LB) 1988
 Bill Haley (OL-DL) 1989-92
 Paki Nelson (OL) 1993
 Charles Torello (OL) 1995-98
 Justin Crow (OL) 2000
 Jimmy Shaw (DL) 2002-03
 Nathan Miller (OL) 2004
 Ross Hill (DE) 2009-11

• 63 •

Jim Nall (L) 1946
 Delwood Lee (L) 1947-49
 Lew Harpold (L) 1953-55
 Bobby Doan (L) 1956
 Jerry Fleming (L) 1957
 Bill Donaldson (L) 1958-60
 Johnny Nichols (L) 1961-63
 Joe Ruland (L) 1964
 David Hester (OL) 1965-67
 Tommy Countz (DL) 1968-69
 Tobin Haynes (OL) 1971-72
 James Liska (OL) 1973-75
 Tommy Adams (DL) 1977-80
 Dan Edling (OL) 1981-82
 Bruse Loyd (OL) 1983-84
 Ron Manning (DL) 1985
 Jeff Hood (OL) 1986-88
 John Simonton (OL) 1989-93
 Russell Streeter (DL) 1994-96
 Shawn Smith (DL) 1997-99
 Ross Huebel (OL) 2000-04

David Berken (OL) 2004-08
 David Dalton (DE) 2010
 Brandt Peterson (OT) 2018-20

• 64 •

Jeff Brown (L) 1946
 Edward Kwiatkowski (L) 1947-48
 Don Mullenix (L) 1949
 Tommy Siragusa (L) 1954-55
 Cliff McCraw (L) 1956-58
 Leon Fitts (L) 1959
 John Windrow (L) 1960
 Dickie Woods (L) 1961
 Ronnie Ulbrich (L) 1962-64
 Dick Lagow (DL) 1965-66
 Richard Pustka (DL) 1968
 Ronnie Wardwell (DL) 1970
 Michael Goode (OL) 1971-73
 Butch Hill (DL) 1974
 Stanley Burge (OL) 1975-76
 Jim Earthman (OL) 1978-79
 Archie Harris (OL) 1980-83
 David Maberry (OL) 1984-88
 Don Kindred (OL) 1989
 David Gould (OL) 1990-91
 Wayne Herndon (DL) 1992
 Chase Allen (OL) 1993-97
 Brandon Wallace (OL) 1999-2001
 Drew Clardy (DS) 2003-06
 Tyler Parish (OL) 2007-11
 Ty Carter (OL/DS) 2013-16
 Myles Adams (DL) 2016
 Devin Amodio (OL) 2018

• 65 •

Bill Bagwell (L) 1946
 Frank Timmons (L) 1947
 Joe McPhail (L) 1948
 Ed McLeaish (L) 1949
 Luther Ray Thomas (L) 1954
 Walter Wells (L) 1955
 Charles Knight (L) 1956-58
 Ray Alborn (L) 1959
 Kenny Simmons (L) 1960-62
 Jim Martins (L) 1963
 Sid Worsham (L) 1964
 Gene Hinyard (L) 1965
 Frankie Mandola (OL) 1966
 Lee Vardaman (OL) 1967-68
 David Stockwell (OL) 1969-70
 Steve Pruitt (DL) 1971-73
 Steve Moore (OL) 1974-76
 Randy Teakell (OL) 1978-80
 Henry Santos (OL) 1981
 Mike Pechacek (DL) 1982
 Mike Ruehman (OL) 1983-86
 Pat Evans (OL) 1987-88
 Ron Ellis (OL) 1989-93
 Bryan Lyssy (OL) 1994-96
 Heath Fowler (OL) 1997-2001
 David Carter (OL) 2002-04
 Kody Emmert (OL) 2007-10
 Matt Wofford (OL) 2011-13
 Frank Frankovsky (OL) 2016
 Luke Armstrong (OL) 2018
 Brian Chaffin (C) 2019

• 66 •

H.J. Nichols (L) 1946
 Derwood Lee (L) 1947-49
 Don Costa (L) 1954
 Jim Steitle (L) 1955
 Charles Thompson (L) 1956-57
 Bobby Lively (L) 1958-60
 Warren Clark (L) 1961
 Doug Mills (L) 1962
 Bobby Ermel (L) 1964-65
 George Schulgen (DL) 1966-67
 Frankie Mandola (OL) 1968
 Meredith Morton (OL) 1969
 Mike Malone (DL) 1970

Randy Lee (OL) 1971
 Mike Friend (OL) 1972-73
 Dee McCurry (LB) 1974
 Butch Hill (OL) 1975
 Mike Collier (DL) 1977
 Bryan Hill (DL) 1979-81
 Stewart Swinford (OL) 1982-83
 Ray Rawls (OL) 1985
 Ray Brewster (OL) 1986-87
 Kenneth Pinkston (OL) 1989-92
 Sterling Elza (OL) 1993-96
 Rod Beavan (OL) 1997-2000
 Paxton Corder (OL) 2001
 Braxton Evans (OL) 2003-05
 Jake Hicks (OL) 2008-11
 Calvin Anderson (OL) 2014-17
 Jack Greene (OL) 2018

• 67 •

Novice Nicholson (L) 1946-47
 Ernest Reiningger (L) 1948
 Charles Stearnes (L) 1949
 W.C. Treadway (L) 1953
 Harris Moore (L) 1954
 Jerry Fleming (L) 1955
 Bill Vehslage (L) 1956
 Bill Christian (L) 1957
 Joe Lloyd (L) 1958-59
 Larry Anthony (L) 1960-61
 Mike Fritsch (L) 1962
 David Odem (L) 1964
 Jim Swanson (OL) 1965-66
 Jud Byars (OL) 1967
 Rogert Roitsch (LB-DL) 1968-70
 Bill Shadrach (DL) 1971
 Dee McCurry (DL) 1972-73
 John Stanfield (OL) 1974-76
 Bobby Wilburn (OL) 1979
 Kenneth Sam (OL) 1980-81
 Doug Simms (DL) 1982-83
 Doug Moss (OL) 1984-85
 Trey Teichelman (OL) 1987-91
 Chris Cooley (OL) 1992-95
 Matt Baldwin (OL) 1996-99
 James Pitman (OL) 2001-04
 Preston Thompson (OL) 2005-08
 Connor Hughes (OL) 2019-20

• 68 •

J.W. Magee (L) 1946-47
 Billy Wright (L) 1948
 R.E. Wortham (L) 1954-55
 R.T. Luce (L) 1956
 Gerald Gusler (L) 1957-59
 Steve Kimzey (L) 1960
 Alvin Early (L) 1961-62
 Harlon Dearing (L) 1963
 James King (L) 1964
 Rusty Morgan (L) 1965
 Paul Fields (OL-DL) 1966-68
 Paul Strahan (OL) 1969-70
 Bill Mahoney (DL) 1971
 Ricky Hoerster (OL) 1972-73
 Larry Boehnemann (OL) 1974-76
 Paul Garcia (OL) 1979-82
 Joey Henke (OL) 1983
 Fred Stovall (OL) 1984
 Kayne Coulter (OL) 1985-89
 Larry Stuppy (OL) 1990-91
 Mike Ecklund (DL-OL) 1992-93
 Paki Nelson (OL) 1994-96
 Clint Crisp (OL) 1998-2002
 Lute Barber (OL) 2003-07
 Clay Hebert (OL) 2009-11
 John Hamel (OL) 2012
 Gregor MacKellar (OL) 2017

• 69 •

Carl Schwarz (L) 1947-49
 Lewis Fisher (L) 1954
 Marvin Kunkel (L) 1955

Hart Peebles (L) 1956-57
 John Windrow (OL) 1958
 Pat Gerald Sr. (L) 1959
 John Searcy (L) 1960
 Henry Martin (L) 1961
 Wayne Bertsch (L) 1962-64
 Sid Worsham (L) 1965
 Lee Vardaman (DL) 1966
 Ken Lefner (DL) 1968
 Ed Erwin (DL) 1969-71
 Hal Perkins (OL) 1972-74
 Bobby Nantz (DB) 1976
 Todd Wernet (OL) 1977-78
 Martin Pollard (OL) 1979
 Paul Scire (OL) 1980-81
 Bud Thomas (TE) 1982
 Scott McLaughlin (OL) 1983-84
 Dwayne Dever (OL) 1985-86
 Don Scott (LB) 1987
 Mike Appelbaum (OL) 1988-92
 Kyle Tillman (OL) 1993
 Bobby Gray (OL) 1993-94
 Alex Morris (OL) 1996-97
 Ben Clinton (DL) 1999-2000
 Chris DeMunbrun (OL) 2001-03
 Jake Sutton (OL) 2005
 Brian Stacey (DL) 2010-11
 Brad Luvender (DL) 2014-15
 Payton Lovell (OL) 2020

• 70 •

Charles Malmberg (L) 1946
 John Anderson (L) 1947-49
 John Hudson (L) 1953
 Bob Pannell (L) 1954-55
 Sonny Everett (L) 1956
 Charles Anderson (L) 1957-58
 Keith Borgman (L) 1959
 Robert Johnston (L) 1960-61
 Larry Stewart (L) 1962-63
 Virgil Phelps (DL) 1964-66
 Steve Bradshaw (DL) 1967-69
 Robert Chain (DL) 1971
 Scott Moss (OL) 1972-73
 Brian Seely (DL) 1974-76
 Ernest Crockett (DL) 1978-79
 Chuck Taylor (OL) 1980
 Ernest Crockett (DL) 1981
 Thomas O'Kelle (DL) 1982-83
 Joel Giddens (DL) 1984-87
 Greg Gillingham (OL-DL) 1988-89
 Jorge Perez (PK) 1990
 Michael Shirk (DL) 1990
 Chris Thomason (DL) 1991-92
 Richard Trenholme (DL) 1997
 Lance Redmon (DL) 1999-2001
 Jack Collett (OL) 2002-04
 Jose Barcenias (OL) 2005
 Bobby Janisch (OL) 2009-12
 Kenneth Thompson (OL) 2013-17
 Jovuan Woolford (OL) 2020

• 71 •

Henry Armstrong (L) 1946-47
 John Lipscomb (L) 1949
 Orville Trask (L) 1954-55
 Phillip Dunn (L) 1956
 Marvin Kunkel (L) 1957
 Frank Smith (L) 1958
 Dickie Woods (L) 1959-60
 Frank Fox (L) 1961
 Warren Arnold (L) 1962
 Gene Arnold (L) 1963
 Tony Labay (DL) 1965-66
 Virgil Phelps (DL) 1967
 David Stockwell (OL) 1968
 Robert Jonischkies (OL) 1971
 Bobby Reeves (OL) 1972
 Randy Eggemeyer (OL) 1973-75
 Newell Wallace (OL) 1978-80
 Steve Lister (OL) 1981-84

Rice All-Time Numerical Roster

Tim Williams (OL) 1985
 Ted Humphreys (DL) 1987
 Richard Dombroski (OL) 1988-89
 Russell Stackhouse (OL) 1990-93
 Mark Spinner (OL) 1994-97
 B.J. Forguson (DL) 1998-99
 Micah Meador (OL) 2000-01
 Cory Laxen (OL) 2002-05
 Davon Allen (OL) 2007-11
 Connor Patterson (OL) 2012-16
 Clay Servin (OL) 2018-20

• 72 •

Verlan Prichard (L) 1946
 Neil Ballard (L) 1947-48
 James Timmons (L) 1949
 Max Schuebel (L) 1953
 Jean Barras (L) 1954-55
 Thurman Terry (L) 1956-58
 Delbert Wiley (L) 1959
 George Karam (L) 1960-61
 James Favors (L) 1962-63
 Leroy Ryza (L) 1964-65
 Harlon Dearing (DL) 1966
 David Vasek (OL) 1967
 Don Hayward (DL) 1968
 Dan Carlton (DL) 1969-70
 Randy Barnett (OL) 1972
 Tom Moore (DL) 1973
 Pat Burge (OL) 1974
 Alfred Sanders (OL) 1975-77
 Tom Hopkins (OL) 1979
 Bryan Philips (DL) 1980
 Kent Rowald (DL-OL) 1981-85
 John Zurita (DL) 1986-88
 Billy Cook (OL) 1989
 Tom Hetherington (OL) 1990-93
 Ben Westcott (OL) 1994
 Kelly Hejtmancik (DL) 1997-2001
 Robby Heos (OL) 2003-07
 Stefan Nazar (OL) 2009-10
 Ian Gray (OL) 2011-14
 Castin Neumeyer (OL) 2015-16
 Hunter Jones (C) 2019
 Trey Phillippi (OT) 2020

• 73 •

Bob Bowman (L) 1946
 Woodrow Wilson (L) 1947-48
 LaVon Cox (L) 1953-54
 Larry Whitmire (L) 1955-57
 Ron Caldwell (L) 1958
 John Windrow (L) 1959
 Ray Alborn (L) 1960-61
 Louis Mazzurana (L) 1962
 Jim Vining (L) 1963-65
 Leland Winston (OL) 1966-68
 Larry Medford (DL) 1971-72
 John Reddington (OL) 1973
 Frank Fulp (OL) 1974
 Ernie Rogers (OL) 1976-78
 David Damer (OL) 1979
 Brad Bierstadt (DL) 1980-82
 Mike Keavney (OL) 1983-85
 Jason Lucas (OL) 1987-90
 Eric Ober (OL) 1991-95
 Aaron Sandoval (OL) 1996-2001
 David Perkins (OL) 2003
 Austin Wilkinson (OL) 2004-08
 Alex Lowry (DL) 2009
 John Poehlman (OL) 2011-13
 Andrew Reue (OL) 2015
 Peter Godber (OL) 2016
 Cole Garcia (OL) 2018-20

• 74 •

Jim Spruill (L) 1946-47
 Paul Giroski (L) 1948-49
 Bob Pasemann (L) 1954
 Claude White (L) 1955-57
 Cecil Groves (L) 1958

Gene Miller (L) 1959
 John Cornett (L) 1960-61
 Richard Bowe (L) 1962-64
 John Polk (L) 1965
 James Doyle (DL) 1966
 Ernie Richardson (DL) 1967
 Joe Barron (DL) 1968-69
 Sammy Johnson (OL) 1970-73
 James Anderson (OL) 1974
 Danny Johnson (OL) 1975-76
 Brian Bergdoll (OL) 1978
 Brett Wagner (OL) 1979-82
 Keith Crawford (OL) 1983
 Dwain Turner (DL) 1984-86
 Mike Gonzales (OL) 1987-88
 Ken Fields (OL) 1989
 Jimmy Golden (OL) 1990-93
 Julian Duncan (OL-DL) 1994-98
 Billy Harvin (OL) 1999-2001
 Courtney Gordon (DL) 2003
 Chris Ptaszek (OL) 2005-08
 Cade Shaw (OL) 2009-10
 Caleb Williams (OL) 2011-13
 Hunter Ponder (OL) 2014
 Jack Greene (OL) 2016-17
 Andrew Mike (OL) 2018
 Nick Wagman (OT) 2019-20

• 75 •

Bob Hart (L) 1946
 James Martin (L) 1947-48
 Layton Goleman (L) 1953-54
 Don Phillips (L) 1955-56
 Ken Korges (L) 1957
 Don Rather (L) 1958-59
 Jim Jones (L) 1960-61
 Charles Hubbard (L) 1962-63
 Neal Branscum (L) 1964-65
 Frank Pustka (DL) 1966-68
 Ron Waedemon (OL) 1969-72
 Rondel Brock (DL) 1974-75
 Buck Thomas (OL) 1977-79
 Rodney Williams (DL) 1980-81
 Ernest Mitchell (OL) 1982-83
 Paul Wheeler (OL) 1983-84
 Fred Stovall (OL) 1985
 Allen Koch (OL) 1986-89
 Chris Ritchie (LB) 1990
 Everett Burton (OL) 1991-95
 Keith Meyer (OL) 1998-2002
 Jonathan Cary (DL) 2003-04
 Cameron Vester (OL) 2007-09
 Justin Warren (OL) 2010-11, 13
 Caleb Williams (OL) 2014-15
 Matt Terrill (OL) 2016-17
 Derek Ferraro (OL) 2018-20

• 76 •

Ed Parker (L) 1946-48
 Eddie Rayburn (L) 1954-55
 Jim Steitle (L) 1956
 Jim Stroud (L) 1957
 Max Burnett (L) 1958-59
 Charles Boatman (L) 1960
 John Mims (L) 1961-63
 Bud Hudson (L) 1964
 Ernie Richardson (OL) 1965-66
 Brownie Wheelless (OL) 1967-70
 Chuck Orwig (OL) 1971
 Cornelius Walker (DL) 1972-74
 Dwight Moyer (OL) 1976-78
 Kyle Smith (DL) 1979-82
 Mike Turner (DL) 1983
 Paul Power (OL) 1985
 Scott Reeves (OL) 1986-89
 Brendon Fitzgerald (OL) 1991-93
 Anthony Martin (OL) 1995
 Rod Beavan (OL) 1996
 Anthony Mowry (OL) 1997-2001
 Micah Meador (OL) 2002-04
 Shaun Rainey (OL) 2005

Travis Mason (OL) 2007-09
 Drew Carroll (OL) 2010-13
 Sam Pierce (OL) 2015-18
 Justin Gooseberry (OL) 2019
 Nicholas McQuarry (K/P) 2020

• 77 •

Ralph Noble (L) 1946-47
 Bob Winship (L) 1949
 Jay Riviere (L) 1953-55
 J.D. Smith (L) 1956-58
 Charles Boatman (L) 1959
 Max Burnett (L) 1960
 Mike Fritsch (L) 1961
 David Odem (L) 1962
 Pat Estill (L) 1963
 George Schulgen (L) 1965
 Gene Hinyard (OL) 1966-68
 Walt Richardson (OL) 1969-70
 John Paul Hershey (OL) 1971-72
 Larry Tokaz (OL) 1973
 Buck Lanning (OL) 1974-76
 Steve Farabee (OL) 1977
 Mark Ricks (OL) 1979
 David Damer (OL) 1980-82
 Billy Jack Tyus (OL) 1983
 Stewart Swinford (DL) 1984
 Raul Loya (OL) 1985-86
 Joey Roseborough (OL) 1987-89
 Billy Baldwin (OL) 1990-92
 Kyle Patrick (OL) 1993-95
 Joe Davis (OL) 1996-2000
 Ryan Smith (OL) 2001
 Addison Hopkins (DL) 2003-04
 Ian Gray (OL) 2010
 Andrew Reue (OL) 2011-14
 Uzoma Osuji (OL) 2016-19
 Adam Sheriff (OL) 2020

• 78 •

Ralph Murphy (L) 1946-49
 Richard Chapman (L) 1953
 Joe Blackwood (L) 1954
 Charles Thompson (L) 1955
 James Adams (L) 1956
 Shelburne Ford (L) 1957-59
 Keith Borgman (L) 1960
 Richard Bowe (L) 1961
 Hubert Smith (L) 1962
 Harlon Dearing (L) 1964
 Gene Auldrige (DL) 1965-68
 Jack Neubauer (DL) 1969
 Robert Walz (OL) 1971-73
 Louis Stone (OL) 1974
 Joey Beville (DL) 1975-77
 Steve Spicer (OL) 1979-81
 Mark McArthur (OL) 1982-83
 Karl Schraer (OL) 1985-87
 Jim Murphy (OL) 1988-89
 Brice Harvey (OL) 1990-91
 Brynton Goynes (DL) 1992-95
 Shan Jackson (OL) 1996-98
 Ross Lassley (DL) 1999-2002
 Vernon James (DL) 2004
 Eric Ball (OL) 2009-11
 Brandon Dawkins (OL) 2012-13, 15-16
 Nico Carlson (OL) 2014
 Jake Syptak (OL) 2018

• 79 •

Irving Rose (L) 1946
 Bill Wyman (L) 1947-49
 Rod Pafford (L) 1954
 Jim Cauley (L) 1955-57
 Charles Boatman (L) 1958
 Cecil Groves (L) 1959
 Lynwood Moore (L) 1960-62
 Rudy Schneider (L) 1964
 Calvin Powitsky (DL) 1965-66
 Ken Lefner (OL) 1967
 Bill Batchelor (OL) 1968-70

Bryan Davenport (DL) 1971-73
 Dan Dampeer (OL) 1974
 Eric Zammit (OL) 1975-77
 Osby Mitchell (OL) 1979-81
 Roland Smith (DL) 1982-83
 Eric Johnson (DL) 1984-87
 Billy Baldwin (OL) 1988-89
 Donald Kindred (OL) 1990-92
 Kenny Yates (OL) 1992
 Richard Williams (OL) 1993-96
 Isaac Allison (DL) 1998-2001
 Bobby Van Borssum (OL) 2004
 Charlie Wiebusch (OL) 2005-08
 John Hodde (OL) 2009-13
 Brandon Dawkins (OL) 2014
 Isaiah Edwards (OL) 2015
 Joseph Dill (OL) 2016-18
 Regan Riddle (OG) 2019-20

• 80 •

Gilbert Arnold (E) 1947
 Frank Allen (E), 1948
 M.L. McCurry (E), 1949
 Dan Hart (E) 1953
 Billy Varner (E) 1954
 Charles Shelley (E) 1955-56
 Gene Miller (E) 1957-58
 Robert Johnston (E) 1959
 Ed Joe Peters (E) 1960
 Jerry Kelley (E) 1961-63
 Ronnie Holliday (E) 1964-65
 Walter Osborne (WR) 1966
 Larry Davis (WR) 1967-69
 Ronnie Johnston (DL) 1970
 Larry Walling (DL) 1971-72
 Larry Medford (TE) 1973
 Larry Edwards (WR) 1974-76
 Mike Collins (DL) 1979-81
 Joey Henke (TE) 1982
 Eric Barket (TE) 1983
 Glenn Johnson (WR) 1984
 Mike Boudousquie (WR) 1985-88
 Jimmy Bautch (WR) 1990
 Bobby Gray (TE) 1991-92
 Cedrick Jackson, WR) 1993-94
 Jason Blackwell (WR) 1995-98
 Evan Meeks (WR) 1999-2001
 Andy Hall (WR) 2002-05
 Corbin Smither (WR) 2006-10
 Drew Travis (WR) 2010-11
 Grant Peterson (WR/DE) 2012-15
 Jonathan Sanchez (TE) 2017-20

• 81 •

Tom Hudgens (E) 1946
 Jack McBride (E) 1947-48
 Bill Howton (E) 1949
 Bob Woolbright (E) 1954-55
 Gene Miller (E) 1956
 Twyman Ash (E) 1957-58
 Ronny Schultz (E) 1959-60-61
 Gene Gray (E) 1962
 Tommy Tyner (DL) 1965-66-67
 James Garner (DL) 1968-69
 Gary Butler (TE) 1970-71-72
 Larry Brune (TE) 1973
 Larry King (TE) 1975
 Jim McGarvey (WR) 1977
 Al Whitfield (TE) 1979-81
 Jay Jefferson (WR) 1982-83
 Ted Humphreys (DL) 1985
 Brad Kracht (RB-TE) 1986-87
 Voddie Baucham (TE) 1989
 John Davis (TE-DL) 1990-91
 Victor Henry (WR) 1992
 Jeff Venghaus (WR) 1993-95
 Shan Jackson (TE) 1999
 Gavin Boothe (WR) 2000-02
 Jarett Dillard (WR) 2004-08
 Donte Moore (WR) 2009-13
 Cameron Johnson (WR) 2015-17
 Caleb Chappelle (WR) 2020

• 82 •

Neil Ballard (E) 1946
 Joe Tusa (E) 1947-48
 Ted Watson (E) 1949
 R.E. Wharton (E) 1953
 Larry Eisenwine (E) 1954-55
 David Harris (E) 1956
 Tommy Stelman (E) 1959-60
 Marvin Spivey (E) 1961
 Preston Johnson (E) 1962
 Howard Ayers (E) 1963-64-65
 John Grantham (WR) 1966
 Ron Marsh (DL) 1967-68
 Rodrigo Barnes (DL) 1969
 Larry Caldwell (WR) 1971
 John Burtner (DL) 1972
 Mike McGuire (TE) 1973-74
 Charles Drayden (DL) 1977-78
 Joey Henke (TE) 1979
 Stan McKinney (WR-TE) 1980-84
 Wally McCampbell (WR) 1985
 Merritt Robinson (WR) 1986-87
 Donald Kindred (TE) 1988
 Winston LaVan (WR) 1990-93
 Andy Clifton (DL) 1994-97
 Travis Thompson (TE) 1998-2002
 Ben Wiggins (WR) 2003-04
 John Welch (WR) 2005-08
 Turner Peterson (WR) 2009
 Luke Willson (TE) 2010-12
 Cole Hunt (TE) 2013-15
 Jaeger Bull (TE) 2017-20

• 83 •

Bill Taylor (E) 1946-49
 James Peters (E) 1954-56
 Ronald Waters (E) 1958-60
 John Sylvester (E) 1961-63
 Mike Wood (E) 1964-65
 George Alexander Sr. (DL) 1966-67
 Kent Ulm (DL) 1968
 Mike Phillips (TE) 1969-70
 Bubba Berg (WR) 1971-72
 Larry O'Neal (DL) 1973-75
 Robert Hubble (TE), 1978-81
 Charles Campbell (WR) 1982-84
 Rock Mathis (PK) 1985-86
 Ted Humphreys (DL) 1988
 Herschel Crowe (WR) 1990-93
 Bryan Weston (WR) 1994-98
 Josh Seale (WR) 1999-2001
 John Brock (WR) 2002-03
 Dan Zimmerman (TE) 2004
 Evan Fentris (WR) 2006
 Michael Fuda (WR) 2007
 Andre Gautreaux (WR) 2009-13
 Matt Terrill (TE) 2015
 Rhett Cardwell (WR) 2016-19
 Ryan Wallace (WR) 2020

• 84 •

Froggy Williams (E) 1946-49
 Marshall Crawford (E) 1953-55
 Buddy Dial (E) 1956-58
 Johnny Burrell (E) 1959-61
 George Parry (E) 1962-63
 Bert Barron (E) 1964-65
 Sam Reed (WR) 1966
 Dickie Phillips (WR) 1967-68
 Bob Brown (WR) 1969-71
 Brent Barnes (DL) 1973
 David Stroud (DB) 1974-76
 Walter Ford (DL) 1978-79
 Terry Lowe (LB-DL) 1980-84
 Melvin Turner (TE) 1985-89
 Clem Torres (TE) 1990-94
 Shan Jackson (TE) 1995
 Byron Godfrey (TE) 1997
 Nick Sabula (DL) 1998-99
 Ryan Simonak (WR) 2001-04

Rice All-Time Numerical Roster

Nick Aranda (WR) 2005
 Taylor Wardlow (TE) 2006-09
 Klein Kubiak (WR) 2010-13
 Trevor Long (WR/TE) 2014-18
 Bennett Mecom (WR) 2019-20

• 85 •

Windell Williams (E) 1946-47
 Guy Worrell (E) 1948
 A.L. Boughton (E) 1949
 Don Costa (E) 1953
 Lamoine Holland (E) 1954
 Ed Merritt (E) 1955
 Lester Veltman (E) 1956-58
 Charles Pollard (E) 1959
 Gene Raesz (E) 1960-62
 David Schwarz (E) 1963-64
 Jay Collins (DL-WR) 1965-67
 Roger Collins (DL) 1968-69
 Edwin Collins (WR) 1970-73
 Kenneth Roy (TE) 1974-76
 Frank Wilson (LB) 1978
 Richard Lockman (DL) 1979
 Ricky Askew (WR) 1980-83
 Keith Crawford (LB) 1984
 Bert Adams (LB) 1985-86
 Tim Winn (TE) 1987-91
 Derras Wilmington (WR) 1992-96
 Joe Hornberger (WR) 1998-2001
 Jared Scruggs (P) 2002-06
 Wil Norris (TE) 2007-08
 Mario Hull (WR) 2010-12
 Temi Alaka (WR) 2013-14
 Cameron Decell (WR) 2015-16
 Nicholas McQuarry (K/P) 2018-19
 Brendan Suckley (TE/FB) 2018-20

• 86 •

Ted Scruggs (E) 1946
 Jack Wolcott (E) 1947-49
 Jack Roady (E) 1954
 Twyman Ash (E) 1956
 Ken Watler (E) 1957
 Jim Zwahr (E) 1958
 Dan Brast (E) 1959
 Walter Konieczny (E) 1960
 Al Dennis (E) 1961
 Dale Callihan (E) 1962-64
 Joe Tom Maxwell (E) 1965
 Nick Creasey (TE) 1966
 Louis Cardenas (DL) 1967
 Cliff Hammond (DL) 1968-69
 Tracy Terry (TE) 1971-73
 Bryan Ottmers (TE) 1974
 Greg Kincaide (WR) 1975
 Danny Newman (TE) 1976-78
 Alvin Runnells (WR) 1979-82
 David Mangold (TE) 1984-88
 Greg Gillingham (TE) 1990
 Kevin Johnson (TE) 1992-94
 David Grenardo (WR) 1995
 Brandon Manning (TE) 1997-2001
 Matt Bolding (WR) 2002
 Rick Campbell (WR) 2004-05
 Will Shoppa (TE) 2007
 Derek Clark (WR) 2009-10
 Reid Mitchell (TE/DE) 2013-16
 Chris Barnes (P) 2017-19
 Christian McStravick (WR) 2020

• 87 •

George Miner (E) 1946-48
 John Held (E) 1954-56
 Charles Pollard (E) 1957
 Norman Broughs (E) 1958
 Tommy Rees (E) 1959-61
 Joe Froh (E) 1962-63
 Preston Johnson (E) 1964
 Murphy Davis (WR) 1965-66
 Sam Reed (TE) 1967-69
 Dwayne Young (DL) 1970-71

Frank Trump (WR) 1972-73
 David Cherry (WR) 1974-76
 Jim Earthman (TE), 1977
 Bobby Williams Jr. (WR-RB) 1979-80
 Elliston Stinson (WR) 1981-82
 Keith Lewis (WR) 1983
 Chris Nixon (WR) 1985-89
 Jerron Smith (WR) 1990
 Kolis Crier (TE) 1991-92
 Ben Westcott (TE) 1993
 Chris Thomason (TE) 1993
 Terrence Melton (DL) 1995-98
 Brandon Green (DL) 1999-2002
 Matt Bolding (TE) 2003-05
 Andrew Novak (WR) 2006-07
 Michael Patterson (WR) 2009-11
 Connor Cella (TE) 2012-16
 Jack Bradley (TE) 2019-20

• 88 •

Bob Bowman (E) 1947-49
 Sammy Ward (E) 1953
 James Briggs (E) 1954-56
 Gene Jones (E) 1957-58
 Wesley Stokes (E) 1959-60
 Vic Anderson (E) 1961-62
 David Odem (E) 1963
 Jim Nance (E) 1964
 Mike McLafferty (E) 1965
 John Beavers (DL) 1966
 Jerry Bailey (TE) 1967
 Jack Faubion (WR-DB) 1968-70
 Chuck Volk (DL) 1971
 Jerry Manning (DL) 1972-73
 Mike Collier (LB) 1975-76
 Will Rub (DL) 1978-80
 Deron Miller (TE) 1981-82
 Greg Heiskel (TE) 1983
 Ken Major (TE) 1985-86
 Jeff Walker (TE) 1987-88
 Jeff Heinrich (TE) 1989
 Shane Hollas (DL-TE) 1990-92
 Adrayll Askew (TE) 1993-95
 Mike Jones (TE) 1996-97
 Michael Schwartz (TE) 1998
 Mike McDougall (TE) 2000-01
 Thadis Pegues (DL) 2002
 Will Moss (TE/DT) 2004-08
 Jaimin Shah (WR) 2007
 Vance McDonald (TE/WR) 2009-12
 Robby Wells III (TE) 2013-17
 August Pitre III (WR) 2018-20

• 89 •

Nick Lanza (E) 1946-48
 Blois Bridges (E) 1953
 Dick Bowen (E) 1954
 David Mantor (E) 1955-56
 Bill Simmons (E) 1957-60
 Jim Limmer (E) 1961
 Stan McDonald (E) 1962
 Gene Bordosky (E) 1964
 James Doyle (E) 1965
 Steve Prichard (TE) 1966-68
 Butch Robinson (DL) 1970
 John Kelly (LB) 1971-73
 Tom Mooney (TE) 1974
 Doug Cunningham (WR) 1975-78
 Mike Firestone (RB) 1979-80
 Calvin Blair (DL) 1981-82
 Elmer Jackson (TE) 1983
 Steve Tomkins (DL) 1984-85
 Greg King (WR) 1986-87
 Shawn Alberding (DL) 1988-92
 Justin Dennison (DL) 1992
 Bo Valles (WR) 1993
 Brian Chesney (WR) 1995-96
 David Hornberger (WR) 1998-2001
 Joe Wood (TE) 2002-05
 Chance Talbert (TE/DT) 2006-09
 Christian Fletcher (WR) 2010-13

T.J. Gotelli (WR) 2015-16
 Brandt Peterson (TE) 2017
 Miles Adams (DE) 2019-20

• 90 •

Lamoine Holland (E) 1953
 Donald Gee (E) 1954-56
 Gary Cohn (E), 1959
 Dan Brast (E) 1960
 George Alexander Sr. (E) 1965
 Rodrigo Barnes (LB) 1971-72
 Rondel Brock (DL) 1973
 Jim Kelley (LB) 1975
 Larry Ball (DL) 1977-78
 Joey Henke (TE) 1980
 Eric Sampson (DL) 1981-84
 Kevin Ancell (OL) 1985
 Greg Gillingham (DL-PK) 1987
 Bill Haley (DL) 1988
 Steve Clements (DL) 1989
 Deric Rutherford (DL) 1990
 Erik Rodriguez (DL) 1991-94
 Thomas Benford (LB) 1995
 Paul Thomas (LB) 1996
 Willie Merritt (DL) 1997-2000
 Jeremy Calahan (DL) 2001-04
 Victor Brooks (DL) 2005-08
 Cody Bauer (DE) 2009-13
 Blain Padgett (DE) 2015-17

• 91 •

Ricky Field (E) 1954-55
 Charles Pollard (E) 1956
 Gary West (E) 1959-60
 Tim Soileau (OL) 1971
 Darrell Bingham (DB) 1972
 Conley Brashear (DL) 1973
 Danny Johnson (OL) 1974
 Steve Farabee (DL) 1975-76
 Bryan Philips (DL) 1978-79
 Richard Gray (LB) 1980-82
 Jeff Thomas (DL) 1983-87
 Craig Desmond (DL) 1988-89
 Larry Jester (LB) 1990
 Sean Colvin (DL) 1991-92
 Kevin Conrad (DL-TE) 1993-96
 Aaron Bassett (TE) 1998
 Jon Chism (DL) 1999-2003
 Todd Mohr (DL) 2004-08
 Josh Skinner (DE) 2009-13
 Carl Thompson (DT) 2015-18
 Ikenna Enechukwu (RUSH) 2019
 Charlie Mendes (P) 2019
 Ikenna Enechukwu (DE) 2020

• 92 •

Frank Allen (DL) 1972
 Mark Buck (RB) 1972
 Donnie Bulanek (DL) 1974
 Kevin O'Connell (DL) 1975-76
 James Piper (DL) 1980-81
 Raul Loya (DL) 1982-83-84
 John Isaac (LB-DL) 1985-89
 Sam Baldwin (DL) 1990
 David Chisholm (DL) 1991-93
 Yinka Adeniji (LB) 1995-96
 Derrick Brown (DE) 1997-99
 Rishone Evans (DL) 2001
 DeJaun Cooper (DL) 2002-06
 Kramer Lucio (DL) 2007-10
 Edwin Hopper (DE) 2011
 Stuart Mouchantaf (DL) 2012-14
 Collin Johnson (DE) 2015
 Elijah Garcia (DL) 2017-20

• 93 •

Bill Barksdale (WR) 1971
 Clem Rogers (LB) 1972
 James Anderson (DL) 1973
 Greg Boston (TE) 1975-77
 Dennis Barry (DL) 1978-80

David Percer (LB) 1981
 Terrance Washington (LB) 1982-83
 Rock Mathis (PK) 1984
 Jeff Hood (DL) 1985
 Ron Manning (DL) 1986-87
 Kenneth Pinkston (DL) 1988
 Corey Seymour (DL) 1989-93
 Ben Westcott (TE) 1995
 Bill Harvin (DL) 1997-98
 Paxton Corder (DL) 1999-2000
 Trey Macaluso (DL) 2003-05
 Scott Solomon (DL) 2007
 Luke Willson (TE) 2009
 Trevor Jones (TE) 2010-11
 Hosam Shahin (DT) 2012
 Parker Hanusa (DL) 2014-18

• 94 •

Larry Cervantes (DL) 1972
 Mike Trantham (DL) 1973-74
 Brian Bergdoll (OL) 1977
 Bernie Hogan (DL) 1978
 Clenzie Pierson (DL) 1979-82
 James Phorne (DL) 1983-84
 David Alston (DL) 1985-88
 Jimmy Golden (DL) 1989
 Steve Clements (DL) 1990
 Michael Shirk (DL) 1991-93
 Thomas Hutchinson (LB) 1995
 Jeff Odom (DL) 1996-97
 Larry Brown (DL) 1998-2000
 Thadis Pegues (DL) 2001
 Rob Daniel (DL) 2002-05
 Brandon Yelovich (K) 2007-10
 Miles Lee (DE) 2011-12
 Grayson Schantz (DE) 2013-18
 Josh Percy (LB/DE) 2019

• 95 •

Steve Horn (DL) 1972
 Clay Gillis (LB) 1973
 Brad Foster (TE) 1977-78
 Joel Rios (DL) 1980-83
 Ken Fields (DL) 1987-88
 Antonio Varnardo (DL) 1989
 Mike Ecklund (DL) 1990-91
 Adrian Woolcock (LB-DL) 1993-95
 Mark Lee (TE) 1997-2000g
 Joe Wood (TE) 2001
 Sean Ramey (WR) 2003
 Dietrich Davis (DL) 2004-06
 Cheta Ozogwu (DE) 2008-10
 Michael Sam, Jr. (DE/DT) 2011-12
 Anthony Price (K) 2013-15
 Roe Wilkins (DT) 2015-18
 Izeya Floyd (DL) 2019
 Caleb James (DE) 2020

• 96 •

David Swantner (LB) 1972
 Richard Olivares (DL) 1973
 Chris Fisher (DL) 1974-75
 Don Shook (DL) 1978
 Brad Bierstadt (DL) 1979
 Marc Seguin (DL) 1980-81
 Billy Jack Tyus (OL) 1982
 Danny Burgess (LB) 1983
 Angus Davis (DL) 1985-86
 Wade Lee (LB) 1987-88
 Matt Sign (DL) 1989-92
 Brett Elliott (DL) 1992
 Alex Morris (DL) 1993-95
 Judd Smith (DL) 1996-99
 B.J. Ferguson (DL) 2000-02
 Eric Sweetser (DL) 2003-05
 Travis Mason (DL) 2006
 Mark Brundage (K) 2007-09
 Dylan Klare (DE) 2010-14
 Zach Abercumbia (DT) 2015-18
 De'Braylon Carroll (DT) 2019

• 97 •

Raymond McClure (DL) 1973
 Jeff Rose (DL) 1974-75-76
 Don Wood (TE) 1978
 Kevin Woods (OL) 1980
 Ward Broom (OL-DL) 1981-84
 John Zurita (OL) 1985
 Joel Dawson (LB-DL) 1987-90
 Tommy Ling (DL) 1991
 Sean Clarady (DL) 1992-93
 Rashad Reynolds (LB) 1994
 Andrew Hughes (DL) 1995-98
 Matt Loreman (DL) 2002
 William Wood (DL) 2002-06
 Cameron Thompson (DL) 2007-08
 Jared Williams (LB/DE) 2009-12
 Collin Johnson (DE) 2013-16
 Stuart Mouchantaf (DT) 2015
 Adrian Bickham (RUSH) 2019

• 98 •

Chris Fisher (DL) 1973
 Paul Scire (DL) 1978-79
 Dan Coontz (DL) 1980
 Troy Cates (DL) 1981-82
 Brian Wooten (DL) 1983-84
 Jacque Torres (DL) 1987-88-89
 Bryan Soward (DL-TE-LB) 1990-93
 Mark Lodge (DL) 1995-96
 Josh Seale (WR) 1998
 Chris DeMunbrun (DL-OL) 1999-2000
 Pike Pickett (DL) 2001
 Courtney Gordon (DL) 2004-06
 Brian Stacey (DL) 2007-09
 Nico Carlson (DT) 2010-11
 Jamael Thomas (DT) 2012
 Connor Johnson (DE) 2013-16
 Trey Schuman (DE) 2018
 Van Heitmann (DL) 2020

• 99 •

Frank Burgio (DL) 1974
 Rudy Nelson (DL) 1979
 Tom Hille (DL) 1981
 Darryll Duffie (DL) 1983-84
 Mike Lee (LB) 1982-83
 Scott Reeves (DL) 1985
 Eric Schmidt (DL) 1986
 Stephen Kercho (DL) 1987-88
 Larry Stuppy (DL) 1989
 Tony Barker (LB) 1990-91
 John Davis (DE) 1992
 Wayne Herndon, DL) 1994
 Donnell Victorian (DL) 1995-99
 Larry Brown (DL) 2001
 Rishone Evans (DL) 2002
 George Chukwu (DL) 2003-07
 Michael Smith (DL) 2008-11
 Ross Winship (DL) 2012-15
 Dylan James (LB) 2016
 Preston Gordon (DT) 2017
 Myles Adams (DL) 2018-19
 Cole Latos (DL) 2020
 Charlie Mendes (P) 2020

All-Time Results

PHIL ARBUCKLE (1912-17, 1919-23)

Arbuckle was the first athletic director and coach at the Rice Institute in 1912, coming from Southwestern University in Georgetown. He coached the Owls for 11 seasons, interrupted only by Army service in 1918 during World War I. His overall record was 52-30-8 (8-15-2 SWC).

1912 (3-2)

Coach: Phil Arbuckle

O26 at Houston HS	W	7-6
O30 at Orange HS	W	13-0
N9 at Sam Houston State	W	20-6
N15 at Southwestern	L	32-0
N28 at Austin College	L	81-0

1913 (4-0)

Coach: Phil Arbuckle

O17 Signal Corps Co. B	W	14-0
O25 Houston HS	W	7-0
N18 Southwestern	W	53-14
N27 at Trinity	W	7-0

1914 (3-2-3)

Coach: Phil Arbuckle

O10 Southwestern	W	12-7
O17 at Texas	L	41-0
O24 TCU	T	0-0
O31 Daniel Baker	W	13-7
N9 Texas A&M	L	32-7
N14 Oklahoma State	T	13-13
N20 Baylor	W	14-13
N26 at Austin College	T	0-0

1915 (5-3, 1-2 SWC)

Coach: Phil Arbuckle

O2 Trinity	W	46-0
O8 Baylor (SWC)	L	26-0
O16 at Texas (SWC)	L	59-0
O23 Daniel Baker	W	28-0
O30 TCU	W	33-0
N8 Texas A&M (SWC)	W	7-0
N17 LSU	W	6-0
N27 Notre Dame	L	55-2

1916 (6-1-2, 1-1 SWC)

Coach: Phil Arbuckle

O7 at Texas (SWC)	L	16-2
O13 Austin College	W	40-0
O21 Southwestern	W	24-0
O27 at TCU	T	7-7
N4 Texas A&M (SWC)	W	20-0
N11 Tulane	W	23-13
N17 SMU	W	146-3
N24 at LSU	T	7-7
N30 Arizona	W	47-7

1917 (7-1, 1-1 SWC)

Coach: Phil Arbuckle

O6 Illinois Medics	W	31-0
O13 TCU	W	26-0
O19 Austin College	W	53-13
O27 at Texas (SWC)	W	13-0
N3 Haskell Institute	W	55-13
N10 Southwestern	W	34-13
N17 at Tulane	W	16-0
N29 Texas A&M (SWC)	L	10-0

1918 (1-5-1, 1-1 SWC) - T 3RD

Coach: John Anderson

O5 Camp Logan	L	10-0
O19 Park Place Flyers	L	7-0
O26 Camp Logan	T	0-0
N2 Kelly Field	L	28-0
N9 Park Place Flyers	L	3-0
N16 at Texas	L	14-0
N30 SMU	W	13-0

1919 (8-1, 3-1 SWC) - 2ND

Coach: Phil Arbuckle

O4 Trinity	W	12-0
O11 at Baylor (SWC)	W	8-0
O18 Southwestern	W	22-0
O24 Austin College	W	54-0
N1 at Texas (SWC)	L	32-7
N8 SMU (SWC)	W	21-14
N15 University of South	W	19-7
N21 Howard Payne	W	7-0
N27 Arkansas (SWC)	W	40-7

1920 (4-2-2, 2-2-1 SWC) - 4TH

Coach: Phil Arbuckle

O9 Baylor (SWC)	W	28-0
O16 at Tulane	T	0-0
O23 Southwestern	W	19-0
O30 Texas (SWC)	L	21-0
N6 at SMU (SWC)	W	10-0
N15 at Texas A&M (SWC)	L	7-0
N19 Texas State	W	48-0
N25 Arkansas (SWC)	T	0-0

1921 (4-4-1, 1-2-1 SWC) - 6TH

Coach: Phil Arbuckle

O1 Louisiana-Lafayette	W	54-0
O8 at Baylor (SWC)	L	17-14
O15 Tulane	L	7-6
O22 Southwestern	W	28-0
O29 at Texas (SWC)	L	56-0
N5 SMU (SWC)	W	7-0
N11 Texas A&M (SWC)	T	7-7
N18 at Trinity	W	28-14
N24 Oklahoma	L	27-0

1922 (4-4, 1-4 SWC) - 7TH

Coach: Phil Arbuckle

O7 Sam Houston State	W	23-3
O14 Baylor (SWC)	L	31-0
O21 at Oklahoma State (SWC)	L	21-0
O28 Southwestern	W	28-6
N4 Texas (SWC)	L	29-0
N11 Arkansas (SWC)	W	31-7
N18 at Texas A&M (SWC)	L	24-0
N25 Arizona	W	14-7

1923 (3-5, 1-4 SWC) - 7TH

Coach: Phil Arbuckle

O6 Sam Houston State	W	10-0
O13 at Arkansas (SWC-Little Rock)	L	23-0
O20 Oklahoma State (SWC)	L	13-0
O27 Texas State	L	19-6
N3 at Texas (SWC)	L	27-0
N10 Southwestern	W	12-0
N17 Texas A&M (SWC)	W	7-6
N29 TCU (SWC)	L	6-0

JOHN HEISMAN (1924-27)

Heisman became Rice University's first full-time football coach in 1924. His four-year record was 14-18-3 (4-11-1 SWC). He later became athletic director of the Downtown Athletic Club in New York, which named its annual award to the nation's best college football player after him.

1924 (4-4, 2-2 SWC) - 3RD

Coach: John Heisman

S26 Sam Houston State	W	22-6
O11 Southwestern	W	20-6
O18 LSU	L	12-0
O25 at TCU (SWC)	W	7-3
N1 Texas (SWC)	W	19-6
N7 Austin College	L	6-2
N15 at Texas A&M (SWC)	L	13-6
N27 Baylor (SWC)	L	17-9

1925 (4-4-1, 1-2-1 SWC) - 6TH

Coach: John Heisman

S26 Stephen F. Austin State	W	33-0
O3 Sam Houston State	W	7-0
O10 Trinity	L	13-0
O17 Arkansas (SWC)	W	13-9
O24 at Texas (SWC)	L	27-6
O31 Southwestern	W	19-0
N7 at LSU	L	6-0
N14 Texas A&M (SWC)	L	17-10
N26 Baylor (SWC)	T	7-7

1926 (4-4-1, 0-4 SWC) - 7TH

Coach: John Heisman

S25 Stephen F. Austin State	W	25-0
O2 Sam Houston State	W	20-0
O9 Trinity	T	6-6
O16 St. Edward's	W	19-0
O23 Texas (SWC)	L	20-0
O30 Southwestern	W	7-6
N6 SMU (SWC)	L	20-0
N12 at Texas A&M (SWC)	L	20-0
N25 Baylor (SWC)	L	9-7

1927 (2-6-1, 1-3 SWC) - 6TH

Coach: John Heisman

S24 at Loyola-New Orleans	L	13-0
O1 Sam Houston State	W	20-13
O8 St. Edward's	T	0-0
O14 at SMU (SWC)	L	34-6
O22 at Texas (SWC)	L	27-0
O29 Southwestern	L	14-12
N5 Centenary	L	33-7
N11 Texas A&M (SWC)	L	14-0
N24 Baylor (SWC)	W	19-12

1928 (2-7, 0-5 SWC) - 7TH

Coach: Claude Rothgeb

S29 Sam Houston State	W	24-6
O6 St. Edward's	L	31-0
O13 Trinity	W	20-6
O20 at SMU (SWC)	L	53-13
O27 Texas (SWC)	L	13-6
N3 Southwestern	L	14-6
N10 TCU (SWC)	L	7-0
N16 at Texas A&M (SWC)	L	19-0
N29 Baylor (SWC)	L	25-14

JACK MEAGHER (1929-33)

The five season Meagher spent at the Rice helm were highlighted by consecutive shutout victories against Texas (1930-31). His overall record was 26-26 (-20 SWC) before leaving to coach at Auburn.

1929 (2-7, 0-5 SWC) - 7TH

Coach: Jack Meagher

S28 Loyola-New Orleans	L	33-0
O5 Sam Houston State	W	7-2
O12 Southwestern	W	14-7
O26 at Texas (SWC)	L	39-0
N2 St. Edward's	L	20-7
N9 at TCU (SWC)	L	24-0
N16 Texas A&M (SWC)	L	26-6
N23 at SMU (SWC)	L	43-0
N30 Baylor (SWC)	L	19-0

1930 (8-4, 2-4 SWC) - 6TH

Coach: Jack Meagher

S20 Southwestern	W	32-6
S27 Sam Houston State	W	13-12
O4 St. Edward's	W	20-0
O11 Arizona	W	21-0
O18 at Arkansas (SWC)	L	7-6
O25 Texas (SWC)	W	6-0
N1 University of South	W	12-0
N8 TCU (SWC)	L	20-0
N15 at Texas A&M (SWC)	W	7-0
N22 SMU (SWC)	L	32-0
N29 at Baylor (SWC)	L	35-14
D6 Iowa State	W	13-7

1931 (6-4, 3-3 SWC) - 6TH

Coach: Jack Meagher

S19 Texas A&M-Kingsville	W	37-0
S26 Sam Houston State	W	32-0
O3 at Oklahoma	L	19-6
O10 at Texas (SWC)	W	7-0
O17 SMU (SWC)	L	21-12
O23 at Arizona	W	32-0
N7 at TCU (SWC)	L	7-6
N14 Texas A&M (SWC)	L	7-0
N21 Arkansas (SWC)	W	26-12
N28 Baylor (SWC)	W	20-0

1932 (7-3, 3-3 SWC) - 3RD

Coach: Jack Meagher

S24 Texas A&M-Kingsville	W	20-0
O1 LSU	W	10-8
O8 at SMU (SWC)	W	13-0
O15 Loyola-New Orleans	W	14-7
O22 Texas (SWC)	L	18-6
O29 Creighton	W	41-7
N5 at Arkansas (SWC)	W	12-7
N11 at Texas A&M (SWC)	L	14-7
N19 TCU (SWC)	L	16-6
N26 at Baylor (SWC)	W	12-0

1933 (3-8, 1-5 SWC) - 7TH

Coach: Jack Meagher

S23 Texas A&M-Kingsville	W	7-0
S30 at LSU	L	13-0
O7 Loyola-New Orleans	W	13-0
O14 SMU (SWC)	L	13-7
O21 at Creighton	L	14-13
O28 at Texas (SWC)	L	18-0
N4 at Santa Clara	L	13-0
N11 Arkansas (SWC)	W	7-6
N18 Texas A&M (SWC)	L	27-0
N25 at TCU (SWC)	L	26-3
D2 at Baylor (SWC)	L	7-6

All-Time Results

JIMMY KITTS (1934-39)

Kitts opened his Rice coaching career with a bang, winning the Institute's first Southwest Conference title in 1934. He added another crown in 1937 along with a 28-14 win over Colorado in the second Cotton Bowl, the Owls' first bowl appearance. His six-year record was 33-29-4 (16-18-2 SWC) before leaving to coach at Virginia Tech.

1934 (9-1-1, 5-1 SWC) - 1ST

Coach: Jimmy Kitts

S22 Loyola-New Orleans	W	12-0
S29 LSU	T	9-9
O6 at Purdue	W	14-0
O13 SMU (SWC)	W	9-0
O20 at Creighton	W	47-13
O27 Texas (SWC)	W	20-9
N3 Texas A&M-Kingsville	W	27-0
N10 at Arkansas (SWC)	W	7-0
N17 at Texas A&M (SWC)	W	25-6
N24 TCU (SWC)	L	7-2
D1 at Baylor (SWC)	W	32-0

1935 (8-3, 3-3 SWC) - T 3RD

Coach: Jimmy Kitts

S21 St. Mary's (Texas)	W	38-0
S28 at LSU	W	10-7
O5 Duquesne	W	27-7
O12 Creighton	W	14-0
O19 at SMU (SWC)	L	10-0
O26 at Texas (SWC)	W	28-19
N2 at George Washington	W	41-6
N9 Arkansas (SWC)	W	20-7
N16 Texas A&M (SWC)	W	17-10
N23 at TCU (SWC)	L	27-6
N30 Baylor (SWC)	L	6-0

1936 (5-7, 1-5 SWC) - T 6TH

Coach: Jimmy Kitts

S19 at Texas A&M-Kingsville	W	33-0
S26 at LSU	L	20-7
O2 at Duquesne	L	14-0
O10 Texas A&M (SWC)	L	3-0
O17 at Georgia	W	13-6
O24 Texas (SWC)	W	7-0
O31 George Washington	W	12-6
N7 at Arkansas (SWC)	L	20-14
N14 Sam Houston State	W	34-7
N21 TCU (SWC)	L	13-0
N28 Baylor (SWC)	L	10-7
D5 SMU (SWC)	L	9-0

1937 (6-3-2, 4-1-1 SWC) - 1ST (#18 AP)

Coach: Jimmy Kitts

O2 at Oklahoma	L	6-0
O9 LSU	L	13-0
O16 Tulsa	T	0-0
O23 at Texas (SWC)	W	14-7
O30 Auburn	W	13-7
N6 Arkansas	W	26-20
N13 Texas A&M (SWC)	T	6-6
N20 at TCU (SWC)	L	7-2
N27 Baylor (SWC)	W	13-7
D4 at SMU (SWC)	W	15-7
J1 vs. Colorado	W	28-14

(Cotton Bowl)

1938 (4-6, 3-3 SWC) - 4TH

Coach: Jimmy Kitts

O1 Oklahoma	L	7-6
O8 at LSU	L	3-0
O15 at Tulane	L	26-17
O22 Texas	W	13-7
O29 Auburn	W	14-0
N5 at Arkansas (SWC)	W	3-0
N12 at Texas A&M (SWC)	L	27-0
N19 TCU (SWC)	L	29-7
N26 at Baylor (SWC)	L	27-6
D3 SMU (SWC)	W	25-14

1939 (1-9-1, 0-5-1 SWC) - 7TH

Coach: Jimmy Kitts

S30 Vanderbilt	L	13-12
O7 Centenary	W	13-0
O14 at LSU	L	7-0
O21 Sam Houston State	L	9-8
O28 at Texas (SWC)	L	26-12
N4 at Fordham	L	13-7
N11 Arkansas (SWC)	T	12-12
N18 at Texas A&M (SWC)	L	19-0
N25 at TCU (SWC)	L	21-0
D2 Baylor (SWC)	L	10-7
D9 at SMU (SWC)	L	13-6

JESS NEELY (1940-66)

Neely and Rice football were synonymous for 27 seasons. The Tennessee gentleman won or tied for Southwest Conference championships in 1946, 1949, 1953 and 1957. The Owls also won two Cotton Bowl games under Neely (1950 and 1954) as well as the 1947 Orange Bowl. Neely was 144-124-10 (86-75-6 SWC) and finished his career as the athletic director at his alma mater, Vanderbilt.

1940 (7-2, 4-2 SWC) - T 3RD

Coach: Jess Neely

O5 Centenary	W	25-0
O12 LSU	W	23-0
O19 at Tulane	L	15-6
O26 Texas (SWC)	W	13-0
N2 Texas A&M-Kingsville	W	9-6
N9 at Arkansas (SWC)	W	14-7
N16 at Texas A&M (SWC)	L	25-0
N23 TCU (SWC)	W	14-6
N30 Baylor (SWC)	W	21-12
D7 SMU (SWC)	L	7-6

1941 (6-3-1, 3-2-1 SWC) - 4TH

Coach: Jess Neely

O4 Sam Houston State	W	42-0
O11 Tulane	W	10-9
O18 at LSU	L	27-0
O25 at Texas (SWC)	L	40-0
N1 Centenary	W	54-0
N8 Arkansas (SWC)	W	21-12
N15 Texas A&M (SWC)	L	19-6
N22 at TCU (SWC)	T	0-0
N29 Baylor (SWC)	W	28-14
D6 at SMU (SWC)	W	6-0

1942 (7-2-1, 4-1-1 SWC) - 2ND

Coach: Jess Neely

S26 Corpus Christi Navy	W	18-7
O3 LSU	W	27-14
O10 at Tulane	L	18-7
O24 Texas (SWC)	L	12-7
O31 Texas Tech	W	19-7
N7 at Arkansas (SWC)	W	40-9
N14 Texas A&M (SWC)	T	0-0
N21 TCU (SWC)	W	21-0
N28 at Baylor (SWC)	W	20-0
D5 SMU (SWC)	W	13-7

1943 (3-7, 2-3 SWC) - T 3RD

Coach: Jess Neely

S25 Randolph Field	L	6-0
O2 at LSU	L	20-7
O9 Tulane	L	33-0
O16 at SMU (SWC)	L	12-0
O23 at Texas (SWC)	L	58-0
O30 Texas Tech	W	13-0
N6 Arkansas (SWC)	W	20-7
N13 Texas A&M (SWC)	L	20-0
N20 at TCU (SWC)	W	13-6
N27 Southwestern	L	21-7

1944 (5-6, 2-3 SWC) - T 3RD

Coach: Jess Neely

S23 Galveston AAF	W	57-0
S30 Randolph Field	L	59-0
O7 LSU	W	14-13
O14 at Tulane	L	21-0
O21 SMU (SWC)	W	21-0
O28 Texas (SWC)	W	7-0
N4 Texas Tech	L	13-7
N11 at Arkansas (SWC)	L	12-7
N18 Texas A&M (SWC)	L	19-7
N25 TCU (SWC)	L	9-6
D2 Southwestern	W	18-7

1945 (5-6, 3-3 SWC) - T 3RD

Coach: Jess Neely

S22 Corpus Christi Navy	L	26-13
S29 at LSU	L	42-0
O6 Southwestern	L	13-7
O13 Tulane	W	13-7
O20 at SMU (SWC)	L	21-18
O27 at Texas (SWC)	W	7-6
N3 Texas Tech	W	13-0
N10 Arkansas (SWC)	W	26-7
N17 Texas A&M (SWC)	W	6-0
N24 at TCU (SWC)	L	14-13
D1 Baylor (SWC)	L	17-14

1946 (9-2, 5-1 SWC) - T 1ST (#10 AP)

Coach: Jess Neely 10th AP

S28 LSU	L	7-6
O5 Southwestern	W	48-0
O12 at Tulane	W	25-6
O19 SMU (SWC)	W	21-7
O26 Texas (SWC)	W	18-7
N2 Texas Tech	W	41-6
N9 at Arkansas (SWC-Little Rock)	L	7-0
N16 at Texas A&M (SWC)	W	27-10
N23 TCU (SWC)	W	13-0
N30 Baylor (SWC)	W	38-6
J1 vs. Tennessee	W	8-0

(Orange Bowl)

1947 (6-3-1, 4-2 SWC) - 3RD (#18 AP)

Coach: Jess Neely

S27 at LSU	L	21-14
O4 at Southern California	T	7-7
O11 Tulane	W	33-0
O18 at SMU (SWC)	L	14-0
O25 at Texas (SWC)	L	12-0
N1 Texas Tech	W	40-7
N8 Arkansas (SWC)	W	26-7
N15 Texas A&M (SWC)	W	41-7
N22 at TCU (SWC)	W	7-0
N29 Baylor (SWC)	W	34-6

1948 (5-4-1, 3-2-1 SWC) - T 3RD

Coach: Jess Neely

S25 Sam Houston State	W	46-0
O2 LSU	L	26-13
O9 at Southern California	L	7-0
O16 SMU (SWC)	L	33-7
O23 Texas (SWC)	L	20-7
O30 at Texas Tech	W	14-7
N6 at Arkansas (SWC)	W	25-6
N13 at Texas A&M (SWC)	W	28-6
N20 TCU (SWC)	W	21-7
N27 at Baylor (SWC)	T	7-7

1949 (10-1, 6-0 SWC) - 1ST (#5 AP)

Coach: Jess Neely 5th AP

S24 Clemson	W	33-7
O1 at LSU	L	14-7
O8 New Mexico	W	55-0
O15 at SMU (SWC)	W	41-27
O22 at Texas (SWC)	W	17-15
O29 Texas Tech	W	28-0
N5 Arkansas (SWC)	W	14-0
N12 Texas A&M (SWC)	W	13-0
N19 at TCU (SWC)	W	20-14
N26 Baylor (SWC)	W	21-7
J1 vs. North Carolina	W	27-13

(Cotton Bowl)

1950 (6-4, 2-4 SWC) - T 5TH

Coach: Jess Neely

S30 Santa Clara	W	27-7
O7 LSU	W	35-20
O14 at Pittsburgh	W	14-7
O21 SMU (SWC)	L	42-21
O28 Texas (SWC)	L	35-7
N4 Texas Tech	W	13-7
N11 at Arkansas (SWC)	W	9-6
N18 at Texas A&M (SWC)	W	21-13
N25 TCU (SWC)	L	26-14
D2 at Baylor (SWC)	L	33-7

1951 (5-5, 3-3 SWC) - T 3RD

Coach: Jess Neely

S29 Clemson	L	20-14
O6 at LSU	L	14-6
O13 Navy	W	21-14
O20 at SMU (SWC)	W	28-7
O27 at Texas (SWC)	L	14-6
N3 Pittsburgh	W	21-13
N10 Arkansas (SWC)	W	10-0
N17 Texas A&M (SWC)	W	6-0
N24 at TCU (SWC)	L	22-6
D1 Baylor (SWC)	L	34-13

All-Time Results

1952 (5-5, 4-2 SWC) - 2ND

Coach: Jess Neely

S27 Texas Tech	W	34-7
O4 LSU	L	27-7
O11 at UCLA	L	20-0
O18 SMU (SWC)	L	21-14
O25 Texas (SWC)	L	20-7
N1 Wisconsin	L	21-7
N8 at Arkansas (SWC)	W	35-33
N15 at Texas A&M (SWC)	W	15-6
N22 TCU (SWC)	W	12-6
N29 at Baylor (SWC)	W	20-14

1953 (9-2, 5-1 SWC) - T 1ST (#6 AP)

Coach: Jess Neely 6th AP/6th UPI

S19 Florida	W	20-16
O3 at Cornell	W	28-7
O10 Hardin-Simmons	W	40-0
O17 at SMU (SWC)	L	12-7
O24 at Texas (SWC)	W	18-13
O31 Kentucky	L	19-13
N7 Arkansas (SWC)	W	47-0
N14 Texas A&M (SWC)	W	34-7
N21 at TCU (SWC)	W	19-6
N28 Baylor (SWC)	W	41-19
J1 vs. Alabama	W	28-6
(Cotton Bowl)		

1954 (7-3, 4-2 SWC) - T 3RD (#19 AP)

Coach: Jess Neely

S18 Florida	W	34-14
O2 Cornell	W	41-20
O9 at Wisconsin	L	13-7
O16 SMU (SWC)	L	20-6
O23 Texas (SWC)	W	13-7
O30 Vanderbilt	W	34-13
N6 at Arkansas (SWC-Little Rock)	L	28-15
N13 at Texas A&M (SWC)	W	29-19
N20 TCU (SWC)	W	6-0
N27 at Baylor (SWC)	W	20-14

1955 (2-7-1, 0-6 SWC) - 7TH

Coach: Jess Neely

S24 Alabama	W	20-0
O1 LSU	T	0-0
O8 Clemson	W	21-7
O15 at SMU (SWC)	L	20-0
O22 at Texas (SWC)	L	32-14
O29 at Kentucky	L	20-16
N5 Arkansas (SWC)	L	10-0
N12 Texas A&M (SWC)	L	20-12
N19 at TCU (SWC)	L	35-0
N26 Baylor (SWC)	L	15-7

1956 (4-6, 1-5 SWC) - 6TH

Coach: Jess Neely

S22 Alabama	W	20-13
O6 LSU	W	23-14
O13 at Florida	L	7-0
O20 SMU (SWC)	L	14-13
O27 Texas (SWC)	W	28-7
N3 Utah	W	27-0
N10 at Arkansas (SWC)	L	27-12
N17 at Texas A&M (SWC)	L	21-7
N24 TCU (SWC)	L	20-17
D1 at Baylor (SWC)	L	46-13

1957 (7-4, 5-1 SWC) - 1ST (#8 AP)

Coach: Jess Neely 8th AP/7th UPI

S21 at LSU	W	20-14
O5 Stanford	W	34-7
O12 Duke	L	7-6
O19 at SMU (SWC)	W	27-21
O26 at Texas (SWC)	L	19-14
N2 Clemson	L	20-7
N9 Arkansas (SWC)	W	13-7
N16 Texas A&M (SWC)	W	7-6
N23 at TCU (SWC)	W	20-0
N30 Baylor (SWC)	W	20-0
J1 vs. Navy	L	20-7
(Cotton Bowl)		

1958 (5-5, 4-2 SWC) - T 2ND

Coach: Jess Neely

S20 LSU	L	26-6
S27 at Stanford	W	30-7
O4 Purdue	L	24-0
O11 at Arkansas (SWC)	W	24-0
O18 at SMU (SWC)	W	13-7
O25 Texas (SWC)	W	34-7
N8 Army	L	14-7
N15 Texas A&M (SWC)	L	28-21
N22 TCU (SWC)	L	22-10
N29 at Baylor (SWC)	W	33-21

1959 (1-7-2, 1-4-1 SWC) - 6TH

Coach: Jess Neely

S19 at LSU	L	26-3
O3 at Duke	L	24-7
O10 Florida	T	13-13
O17 SMU (SWC)	T	13-13
O24 at Texas (SWC)	L	28-6
O31 Clemson	L	19-0
N7 Arkansas (SWC)	L	14-10
N14 Texas A&M (SWC)	W	7-2
N21 at TCU (SWC)	L	35-6
N28 Baylor (SWC)	L	23-21

1960 (7-4, 5-2 SWC) - T 2ND

Coach: Jess Neely

S24 Georgia Tech	L	16-13
O1 Tulane	W	10-7
O8 vs. Florida (Miami)	W	10-0
O15 at SMU (SWC)	W	47-10
O22 Texas (SWC)	W	7-0
O29 Texas Tech (SWC)	W	30-6
N5 at Arkansas (SWC-Little Rock)	L	3-0
N12 Texas A&M (SWC)	W	21-14
N19 TCU (SWC)	W	23-0
N26 at Baylor (SWC)	L	12-7
J1 vs. Mississippi	L	14-6
(Sugar Bowl)		

1961 (7-4, 5-2 SWC) - T 3RD (T#17 AP)

Coach: Jess Neely

S23 LSU	W	16-3
S30 at Georgia Tech	L	24-0
O14 Florida	W	19-10
O21 SMU (SWC)	W	10-0
O28 at Texas (SWC)	L	34-7
N4 at Texas Tech (SWC)	W	42-7
N11 Arkansas (SWC)	L	10-0
N18 Texas A&M (SWC)	W	21-7
N25 at TCU (SWC)	W	35-16
D2 Baylor (SWC)	W	26-14
D16 vs. Kansas	L	33-7
(Bluebonnet Bowl)		

1962 (2-6-2, 2-4-1 SWC) - 6TH

Coach: Jess Neely

S29 at LSU	T	6-6
O6 Penn State	L	18-7
O13 Oregon	L	31-12
O20 at SMU (SWC)	L	15-7
O27 Texas (SWC)	T	14-14
N3 Texas Tech (SWC)	W	14-0
N10 at Arkansas (SWC)	L	28-14
N17 Texas A&M (SWC)	W	23-3
N24 TCU (SWC)	L	30-7
D1 at Baylor (SWC)	W	28-13

1963 (6-4, 4-3 SWC) - 3RD

Coach: Jess Neely

S28 LSU	W	21-12
O5 at Penn State	L	28-7
O12 Stanford	W	23-13
O19 SMU (SWC)	W	13-7
O26 at Texas (SWC)	L	10-6
N2 at Texas Tech (SWC)	W	17-3
N9 Arkansas (SWC)	W	7-0
N16 Texas A&M (SWC)	L	13-6
N30 Baylor (SWC)	L	21-12
D7 at TCU (SWC)	W	33-7

1964 (4-5-1, 3-3-1 SWC) - T 4TH

Coach: Jess Neely

S26 LSU	W	3-0
O3 West Virginia	W	24-0
O10 at Stanford	L	34-7
O17 at SMU (SWC)	W	7-6
O24 Texas (SWC)	L	6-3
O31 Texas Tech (SWC)	T	6-6
N7 at Arkansas (SWC)	L	21-0
N14 Texas A&M (SWC)	W	19-8
N21 TCU (SWC)	W	31-0
N28 at Baylor (SWC)	L	27-20

1965 (2-8, 1-6 SWC) - T 7TH

Coach: Jess Neely

S18 Louisiana Tech	W	14-0
S25 at LSU	L	42-14
O2 Duke	L	41-21
O16 SMU (SWC)	L	17-14
O23 at Texas (SWC)	W	20-17
O30 at Texas Tech (SWC)	L	27-0
N6 Arkansas (SWC)	L	31-0
N13 Texas A&M (SWC)	L	14-13
N20 at TCU (SWC)	L	42-14
N27 Baylor (SWC)	L	17-14

1966 (2-8, 1-6 SWC) - 8TH

Coach: Jess Neely

S24 LSU	W	17-15
O1 at Tennessee	L	23-3
O8 UCLA	L	27-24
O15 at SMU (SWC)	L	28-24
O22 Texas (SWC)	L	14-6
O29 Texas Tech (SWC)	L	35-19
N5 at Arkansas (SWC-Little Rock)	L	31-20
N12 Texas A&M (SWC)	L	7-6
N19 TCU (SWC)	W	21-10
N26 at Baylor (SWC)	L	21-14

Bo HOGAN (1967-70)

Hagan spent 11 seasons as Rice University's backfield coach before succeeding Jess Neely as head coach and athletic director in 1967. His 1970 team won its final three seasons to finish at 5-5 for the year. Hagan's four-year record was 12-27-1 (7-21 SWC).

1967 (4-6, 2-5 SWC) - 7TH

Coach: Bo Hagan

S23 at LSU	L	20-14
S30 Navy	W	21-7
O14 Northwestern	W	50-6
O21 SMU (SWC)	W	14-10
O28 at Texas (SWC)	L	28-6
N4 at Texas Tech (SWC)	L	24-10
N11 Arkansas (SWC)	L	23-9
N18 Texas A&M (SWC)	L	18-3
N25 at TCU (SWC)	L	14-10
D2 Baylor (SWC)	W	27-25

1968 (0-9-1, 0-7 SWC) - 8TH

Coach: Bo Hagan

S21 at Washington	T	35-35
S28 LSU	L	21-7
O5 Tennessee	L	52-0
O19 at SMU (SWC)	L	32-24
O26 Texas (SWC)	L	38-14
N2 Texas Tech (SWC)	L	38-15
N9 at Arkansas (SWC)	L	46-21
N16 at Texas A&M (SWC)	L	24-14
N23 TCU (SWC)	L	24-14
N30 at Baylor (SWC)	L	16-7

1969 (3-7, 2-5 SWC) - T 6TH

Coach: Bo Hagan

S20 Virginia Military	W	55-0
S27 LSU	L	42-0
O4 at California	L	31-12
O18 SMU (SWC)	L	34-14
O25 at Texas (SWC)	L	31-0
N1 at Texas Tech (SWC)	L	24-14
N8 Arkansas (SWC)	L	30-8
N15 Texas A&M (SWC)	W	7-6
N22 at TCU (SWC)	L	21-17
N29 Baylor (SWC)	W	34-6

1970 (5-5, 3-4 SWC) - T 4TH

Coach: Bo Hagan

S19 Virginia Military	W	42-0
S26 at LSU	L	24-0
O3 California	W	28-0
O17 at SMU (SWC)	L	10-0
O24 Texas (SWC)	L	45-21
O31 Texas Tech (SWC)	L	3-0
N7 at Arkansas (SWC)	L	38-14
N14 at Texas A&M (SWC)	W	18-17
N21 TCU (SWC)	W	17-15
N28 at Baylor (SWC)	W	28-23

BILL PETERSON (1971)

"The Coach of Coaches" spent just one year at Rice following a successful tenure at Florida State. After the 1971 season, Peterson was named head coach of the NFL's Houston Oilers. His coaching tree consists of legends Bobby Bowden, Joe Gibbs, Bill Parcells and Don James.

All-Time Results

1971 (3-7-1, 2-4-1 SWC) - 6TH

Coach: Bill Peterson

S11	Houston	L	23-21
S18	Southern California	L	24-0
S25	Tulane	W	14-0
O2	at LSU	L	38-3
O16	SMU (SWC)	L	16-10
O23	at Texas (SWC)	L	39-10
O30	at Texas Tech (SWC)	W	9-7
N6	Arkansas (SWC)	T	24-24
N13	Texas A&M (SWC)	L	18-13
N20	at TCU (SWC)	L	20-19
N27	Baylor (SWC)	W	23-0

AL CONOVER (1972-75)

One of Rice's most colorful coaches, Conover led the Owls to a 4-3 SWC mark in 1973, a conference record that was unequaled until 1994. His 1972 team finished 5-5-1, including the Owls' first win over Houston. His four-year record was 14-28-1 (10-18 SWC).

1972 (5-5-1, 3-4 SWC) - T 4TH

Coach: Al Conover

S9	Houston	W	14-13
S23	Clemson	W	29-10
S30	at Georgia Tech	T	36-36
O7	LSU	L	12-6
O21	at SMU (SWC)	L	29-14
O28	Texas (SWC)	L	45-9
N4	Texas Tech (SWC)	L	10-6
N11	at Arkansas (SWC-Little Rock)	W	23-20
N18	at Texas A&M (SWC)	W	20-14
N25	TCU (SWC)	W	25-21
D2	at Baylor (SWC)	L	28-14

1973 (5-6, 4-3 SWC) - 3RD

Coach: Al Conover

S15	at Houston	L	24-6
S22	Montana	W	21-10
S29	at LSU	L	24-9
O13	Notre Dame	L	28-0
O20	SMU (SWC)	L	27-16
O27	at Texas (SWC)	L	55-13
N3	at Texas Tech (SWC)	L	19-6
N10	Arkansas (SWC)	W	17-7
N17	Texas A&M (SWC)	W	24-20
N24	at TCU (SWC)	W	14-9
D1	Baylor (SWC)	W	27-0

1974 (2-8-1, 2-5 SWC) - 5TH

Coach: Al Conover

S14	Houston	L	21-0
S21	Cincinnati	L	28-21
S28	LSU	T	10-10
O12	at Notre Dame	L	10-3
O19	at SMU (SWC)	L	19-14
O26	Texas (SWC)	L	27-6
N2	Texas Tech (SWC)	W	21-7
N9	at Arkansas (SWC)	L	25-6
N16	at Texas A&M (SWC)	L	37-7
N23	TCU (SWC)	W	26-14
N30	at Baylor (SWC)	L	24-3

1975 (2-9, 1-6 SWC) - 7TH

Coach: Al Conover

S13	at Houston	W	24-7
S20	Vanderbilt	L	9-6
S27	at LSU (Shreveport)	L	16-13
O11	Mississippi State	L	28-14
O18	SMU (SWC)	W	28-17
O25	at Texas (SWC)	L	41-9
N1	at Texas Tech (SWC)	L	28-24
N8	Arkansas (SWC)	L	20-16
N15	Texas A&M (SWC)	L	33-14
N22	at TCU (SWC)	L	28-21
N29	Baylor (SWC)	L	25-7

HOMER RICE (1976-77)

Homer Rice and Tommy Kramer combined for the school's most explosive offense in 1976, finishing among the nation's leaders in passing. Rice's two-year record was 4-18-0 (2-14 SWC). He retired as the athletic director at Georgia Tech in 1997.

1976 (3-8, 2-6 SWC) - T 7TH

Coach: Homer Rice

S18	Utah	W	43-22
S25	at LSU	L	31-0
O2	Texas (SWC)	L	42-15
O9	at TCU (SWC)	W	26-23
O16	Texas Tech (SWC)	L	37-13
O23	at Texas A&M (SWC)	L	57-34
O30	at Arkansas (SWC)	L	41-16
N6	SMU (SWC)	W	41-34
N13	Baylor (SWC)	L	38-6
N20	at Florida	L	50-22
N27	Houston (SWC)	L	42-20

1977 (1-10, 0-8 SWC) - 9TH

Coach: Homer Rice

S10	Idaho	W	31-10
S17	Florida	L	48-3
S24	at LSU	L	77-0
O1	at Texas (SWC)	L	72-15
O8	TCU (SWC)	L	35-15
O15	at Texas Tech (SWC)	L	42-7
O22	Texas A&M (SWC)	L	28-14
O29	Arkansas (SWC)	L	30-7
N5	at SMU (SWC)	L	41-24
N12	at Baylor (SWC)	L	24-14
N26	Houston (SWC)	L	51-21

RAY ALBORN (1978-83)

Alborn was the first Rice graduate to become head coach at his alma mater. The highlight of his six-year tenure was a 5-6 season in 1980 during which the Owls won at TCU, Texas A&M, Arkansas and Houston. Alborn's overall record was 13-53 (9-39 SWC). He retired from coaching in 2002 as head coach at Lamar Consolidated High School in Rosenberg.

1978 (2-9, 2-6 SWC) - 8TH

Coach: Ray Alborn

S9	Iowa State	L	23-19
S16	Texas (SWC)	L	34-0
S23	at Oklahoma	L	66-7
S30	LSU	L	37-7
O14	at TCU (SWC)	W	21-14
O21	Texas Tech (SWC)	L	42-28
O28	at Texas A&M (SWC)	L	38-21
N4	at Arkansas (SWC)	L	37-7
N11	SMU (SWC)	L	58-0
N18	Baylor (SWC)	W	24-10
D2	at Houston (SWC)	L	49-25

1979 (1-10, 0-8 SWC) - 9TH

Coach: Ray Alborn

S8	at SMU (SWC)	L	35-17
S15	Tulane	W	21-17
S22	at LSU	L	45-3
S29	Oklahoma	L	63-21
O6	at Texas (SWC)	L	26-9
O13	TCU (SWC)	L	17-7
O20	at Texas Tech (SWC)	L	30-7
O27	Texas A&M (SWC)	L	41-15
N3	Arkansas (SWC)	L	34-7
N17	at Baylor (SWC)	L	45-14
D1	Houston (SWC)	L	63-0

1980 (5-6, 4-4 SWC) - T 4TH

Coach: Ray Alborn

S13	at Clemson	L	19-3
S20	at Tulane	L	35-20
S27	LSU	W	17-7
O4	Texas (SWC)	L	41-28
O11	at TCU (SWC)	W	28-24
O18	Texas Tech (SWC)	L	10-3
O25	at Texas A&M (SWC)	W	10-6
N1	at Arkansas (SWC-Little Rock)	W	17-16
N8	SMU (SWC)	L	34-14
N15	Baylor (SWC)	L	16-6
N29	at Houston (SWC)	W	35-7

1981 (4-7, 3-5 SWC) - T 6TH

Coach: Ray Alborn

S12	at Texas (SWC)	L	31-3
S19	at Missouri	L	42-10
S26	at LSU	L	24-14
O3	Tulane	W	20-16
O10	TCU (SWC)	W	41-28
O17	at Texas Tech (SWC)	W	30-23
O24	Texas A&M (SWC)	L	51-26
O31	Arkansas (SWC)	L	41-7
N7	at SMU (SWC)	L	33-12
N14	at Baylor (SWC)	W	17-14
N28	Houston (SWC)	L	40-3

1982 (0-11, 0-8 SWC) - 9TH

Coach: Ray Alborn

S11	Louisiana-Lafayette	L	21-14
S18	at Tulane	L	30-6
S25	at LSU	L	56-13
O2	Texas (SWC)	L	34-7
O9	at TCU (SWC)	L	24-16
O16	Texas Tech (SWC)	L	23-21
O23	at Texas A&M (SWC)	L	49-7
O30	at Arkansas (SWC)	L	24-6
N6	SMU (SWC)	L	41-14
N13	Baylor (SWC)	L	35-13
N27	at Houston (SWC)	L	28-21

1983 (1-10, 0-8 SWC) - 9TH

Coach: Ray Alborn

S1	Houston (SWC)	L	45-14
S10	Minnesota	L	21-17
S17	LSU	L	24-10
S24	Louisiana-Lafayette	W	22-21
O1	at Texas (SWC)	L	42-6
O8	TCU (SWC)	L	34-3
O15	at Texas Tech (SWC)	L	14-3
O22	Texas A&M (SWC)	L	29-10
O29	at Arkansas (SWC-Little Rock)	L	35-0
N5	at SMU (SWC)	L	20-6
N12	at Baylor (SWC)	L	48-14

WATSON BROWN (1984-85)

The older brother of current North Carolina coach Mack Brown, Watson brought more offensive fireworks during his two-year tenure at Rice. The highlights of his reign included SWC wins over TCU and Texas Tech. Brown's two-year record was 4-18 (2-14 SWC).

1984 (1-10, 0-8 SWC) - 9TH

Coach: Watson Brown

S8	at Minnesota	L	31-24
S22	Lamar	W	36-19
S29	at Miami (Fla.)	L	38-3
O6	Texas (SWC)	L	38-13
O13	at TCU (SWC)	L	45-24
O20	Texas Tech (SWC)	L	30-10
O27	at Texas A&M (SWC)	L	38-14
N3	at Arkansas (SWC-Little Rock)	L	28-6
N10	SMU (SWC)	L	31-17
N17	Baylor (SWC)	L	46-40
D1	at Houston (SWC)	L	38-26

1985 (3-8, 2-6 SWC) - 6TH

Coach: Watson Brown

S14	Miami (Fla.)	L	48-20
S21	at Air Force	L	59-17
S28	Lamar	W	29-28
O5	at Texas (SWC)	L	44-16
O12	TCU (SWC)	W	34-27
O19	at Texas Tech (SWC)	W	29-27
O26	Texas A&M (SWC)	L	43-28
N2	Arkansas (SWC)	L	30-15
N9	at SMU (SWC)	L	40-15
N16	at Baylor (SWC)	L	34-10
N30	Houston (SWC)	L	24-20

JERRY BERNDT (1986-88)

Berndt's 1987 squad produced one of the best of-fense totals at the time in Rice history. Berndt notched a 6-27 record in his three years at Rice (2-20 SWC). After Rice, he was an assistant coach at Missouri until retiring in 1999.

1986 (4-7, 2-6 SWC) - 6TH

Coach: Jerry Berndt

S6	Lamar	W	28-14
S13	SMU (SWC)	L	45-3
S20	Texas State	L	31-6
O4	Texas (SWC)	L	17-14
O11	at TCU (SWC)	W	37-31
O18	Texas Tech (SWC)	L	49-21
O25	at Texas A&M (SWC)	L	45-10
N1	at Arkansas (SWC)	L	45-14
N15	Baylor (SWC)	L	23-17
N22	Air Force	W	21-17
N29	at Houston (SWC)	W	14-13

1987 (2-9, 0-7 SWC) - 7TH

Coach: Jerry Berndt

S5	Lamar	W	34-30
S12	at Indiana	L	35-13
S19	at LSU	L	49-16
S26	Texas State	W	38-28
O3	at Texas (SWC)	L	45-26
O10	TCU (SWC)	L	30-16
O17	at Texas Tech (SWC)	L	59-7
O24	Texas A&M (SWC)	L	34-21
O31	Arkansas (SWC)	L	38-14
N14	at Baylor (SWC)	L	34-31
N28	Houston (SWC)	L	45-21

All-Time Results

1988 (0-11, 0-7 SWC) - 7TH

Coach: Jerry Berndt

S10	Indiana	L	41-14
S24	at Louisiana-Lafayette	L	41-16
O1	Texas (SWC)	L	20-13
O8	at TCU (SWC)	L	21-10
O15	Texas Tech (SWC)	L	38-36
O22	at Texas A&M (SWC)	L	24-10
O29	at Arkansas (SWC-Little Rock)	L	21-14
N5	at Notre Dame	L	54-11
N12	Baylor (SWC)	L	20-10
N19	North Texas	L	33-17
N26	at Houston (SWC)	L	45-14

FRED GOLDSMITH (1989-93)

Goldsmith began the current resurgence in Rice Football. His first game, a 35-6 win over SMU in 1989, broke an 18-game losing streak. His 1992 and 1993 teams went 6-5, Rice's first winning seasons since 1963. Goldsmith's four-year record was 23-31-1 (14-24 SWC).

1989 (2-8-1, 2-6 SWC) - T 6TH

Coach: Fred Goldsmith

S2	at SMU (SWC)	W	35-6
S9	at Tulane	L	20-19
S23	Louisiana-Lafayette	L	18-3
S30	at Wake Forest	T	17-17
O7	at Texas (SWC)	L	31-30
O14	TCU (SWC)	L	30-16
O21	at Texas Tech	L	43-25
O28	Texas A&M (SWC)	L	45-7
N4	Arkansas (SWC)	L	38-17
N18	at Baylor (SWC)	W	6-3
D2	Houston (SWC)	L	64-0

1990 (5-6, 3-5 SWC) - T 4TH

Coach: Fred Goldsmith

S1	Wake Forest	W	33-17
S8	Tulane	L	21-10
S22	Northwestern	W	31-14
S29	at Houston (SWC)	L	24-22
O6	Texas (SWC)	L	26-10
O13	at TCU (SWC)	L	38-28
O20	Texas Tech (SWC)	W	42-21
O27	at Texas A&M (SWC)	L	41-15
N3	at Arkansas (SWC-Little Rock)	W	19-11
N10	SMU (SWC)	W	30-28
N17	Baylor (SWC)	L	17-16

1991 (4-7, 2-6 SWC) - 8TH

Coach: Fred Goldsmith

S14	at Northwestern	W	36-7
S21	at Tulane	W	28-19
S28	Iowa State	L	28-27
O5	at Texas (SWC)	L	28-7
O12	at Baylor (SWC)	W	20-17
O19	TCU (SWC)	L	39-28
O26	at Texas Tech (SWC)	L	40-20
N2	Texas A&M (SWC)	L	38-21
N9	at SMU (SWC)	W	31-10
N16	Houston (SWC)	L	41-21
N23	at Arkansas (SWC-Little Rock)	L	20-0

1992 (6-5, 4-3 SWC) - T 2ND

Coach: Fred Goldsmith

S5	at Air Force	L	30-21
S19	at Duke	L	17-12
S26	Sam Houston State	W	45-14
O3	Texas (SWC)	L	23-21
O10	SMU (SWC)	W	28-13
O17	at Texas A&M (SWC)	L	35-9
O24	at TCU (SWC)	W	29-12
N7	Texas Tech (SWC)	W	34-3
N14	Baylor (SWC)	W	34-31
N21	Navy	W	27-22
N28	at Houston (SWC)	L	61-34

1993 (6-5, 3-4 SWC) - T 4TH

Coach: Fred Goldsmith

S4	at Ohio State	L	34-7
S11	Tulane	W	34-0
S18	Sam Houston State	W	14-13
S25	Iowa State	W	49-21
O2	at Texas (SWC)	L	55-38
O9	TCU (SWC)	W	34-19
O16	at Texas Tech (SWC)	L	45-16
O23	Texas A&M (SWC)	L	38-10
N6	at SMU (SWC)	W	31-24
N13	at Baylor (SWC)	L	38-14
N26	Houston (SWC)	W	37-7

KEN HATFIELD (1994-2005)

Hatfield followed his former aid, Fred Goldsmith, as the Owls' head coach. Like Jimmy Kitts some 60 years before him, Hatfield won an SWC Championship in his first season. It was Rice's first conference title since 1957 and was highlighted by a 19-17 victory over Texas. The Owls' previous win over Texas came in 1965. Hatfield ushered the Owls into the WAC and his 1996 and 1997 teams both went 7-4. It was the Owls' first consecutive seven-win season since 1960-61. In 2001, the Owls' 6-1 start was their best since 1949. The Owls were 55-78-1 under Hatfield.

1994 (5-6, 4-3 SWC) - T 1ST

Coach: Ken Hatfield

S10	Tulane	L	15-13
S17	at Kansas State	L	27-18
S24	at Iowa State	W	28-18
O8	Texas Tech (SWC)	W	24-21
O16	Texas (SWC)	W	19-17
O22	at Texas A&M (SWC)	L	7-0
O29	at TCU (SWC)	L	27-25
N5	SMU (SWC)	W	17-10
N12	Baylor (SWC)	L	19-14
N19	at Navy	L	29-17
N26	at Houston (SWC)	W	31-13

1995 (2-8-1, 1-6 SWC) - T 7TH

Coach: Ken Hatfield

S2	UNLV	W	38-0
S16	Tulane	L	17-15
S23	at LSU	L	52-7
S30	at Army	T	21-21
O7	at Texas (SWC)	L	37-13
O14	TCU (SWC)	L	33-28
O21	at Texas Tech (SWC)	L	31-26
O28	at SMU (SWC)	W	34-24
N9	Texas A&M (SWC)	L	17-10
N18	at Baylor (SWC)	L	34-6
D2	Houston (SWC)	L	18-17

1996 (7-4, 6-2 WAC) - T 2ND

Coach: Ken Hatfield Mountain Division

S7	at Ohio State	L	70-7
S14	at Tulane	W	21-14
S21	Kansas State	L	34-7
S28	at Air Force (WAC)	L	45-17
O5	at New Mexico (WAC)	W	38-21
O19	SMU (WAC)	W	35-17
O26	at UTEP (WAC)	W	48-21
N2	Utah (WAC)	W	51-10
N9	at BYU (WAC)	L	49-0
N16	at TCU (WAC)	W	30-17
N23	Tulsa (WAC)	W	42-14

1997 (7-4, 5-3 WAC) - T 2ND

Coach: Ken Hatfield MOUNTAIN DIVISION

S6	Air Force (WAC)	L	41-12
S13	at Tulane	W	30-24
S20	at Northwestern	W	40-34
S27	Texas	L	38-31
O4	at Tulsa (WAC)	W	42-24
O11	BYU (WAC)	W	27-14
O18	at New Mexico (WAC)	W	35-23
N1	at SMU (WAC)	L	24-6
N8	TCU (WAC)	W	38-19
N15	at Utah (WAC)	L	31-14
N22	UTEP (WAC)	W	31-13

1998 (5-6, 5-3 WAC) - T 3RD

Coach: Ken Hatfield Mountain Division

S5	SMU (WAC)	(OT)W	23-17
S12	at Purdue	L	21-19
S19	Northwestern	L	23-14
S26	at Texas	L	59-21
O10	at San Jose State (WAC)	L	20-17
O17	Tulsa (WAC)	W	14-10
O24	at Wyoming (WAC)	L	34-24
O31	Colorado State (WAC)	W	35-23
N7	at TCU (WAC)	W	14-12
N14	UNLV (WAC)	W	38-16
N21	at Air Force (WAC)	L	22-16

1999 (5-6, 4-3 WAC) - 4TH

Coach: Ken Hatfield

S4	at Houston	L	28-3
S11	at Michigan	L	37-3
S18	at Texas	L	18-13
S25	Navy	W	20-17
O2	at Tulsa (WAC)	W	20-10
O9	at Hawai'i (WAC)	W	38-19
O16	San Jose State (WAC)	W	49-7
O23	TCU (WAC)	W	42-21
O30	at SMU (WAC)	L	27-2
N6	at Fresno State (WAC)	L	47-18
N13	UTEP (WAC)	L	30-29

2000 (3-8, 2-6 WAC) - T 6TH

Coach: Ken Hatfield

S2	Houston	(OT)W	30-27
S9	at Michigan	L	38-7
S16	Tulsa (WAC)	L	23-16
S23	at Oklahoma	L	42-14
S30	at San Jose State (WAC)	L	29-16
O5	Fresno State (WAC)	L	27-24
O21	Hawai'i (WAC)	W	38-13
O28	at TCU (WAC)	L	37-0
N4	SMU (WAC)	W	43-14
N11	at UTEP (WAC)	L	38-21
N18	at Nevada (WAC)	L	34-28

2001 (8-4, 5-3 WAC) - T 4TH

Coach: Ken Hatfield

S1	at Houston	W	21-14
S8	Duke	W	15-13
S20	at Nebraska	L	48-3
S29	at Hawai'i (WAC)	W	27-24
O6	Boise State (WAC)	W	45-14
O13	at Navy	W	21-13
O20	Nevada (WAC)	(OT)W	33-30
O27	at Louisiana Tech (WAC)	(OT)L	41-38
N3	at Fresno State (WAC)	L	52-24
N10	Tulsa (WAC)	W	59-32
N17	UTEP (WAC)	W	27-17
N24	at SMU (WAC)	L	37-20

2002 (4-7, 3-5 WAC) - T 6TH

Coach: Ken Hatfield

A31	Houston	L	24-10
S7	at Michigan State	L	27-10
S21	at Nevada (WAC)	L	31-21
S28	Fresno State (WAC)	L	31-28
O5	Louisiana Tech (WAC-Reliant)	W	37-20
O12	at Navy	W	17-10
O19	at UTEP (WAC)	L	38-35
O26	SMU (WAC)	W	27-15
N2	at Tulsa (WAC)	W	33-18
N9	at Boise State (WAC)	L	49-7
N16	Hawai'i (WAC)	L	33-28

2003 (5-7, 3-5 WAC) - T 4TH

Coach: Ken Hatfield

A30	at Houston	L	48-14
S13	at Duke	(OT)L	27-24
S20	Texas (Reliant)	L	48-7
S27	at Hawai'i (WAC)	L	41-21
O4	San Jose State (WAC)	W	28-24
O18	Navy	L	38-6
O25	at Fresno State (WAC)	L	31-28
N1	Nevada (WAC)	W	52-42
N8	Tulsa (WAC)	L	31-28
N15	at SMU (WAC)	W	41-20
N22	UTEP (WAC)	W	45-14
N27	at Louisiana Tech (WAC)	W	49-14

2004 (3-8, 2-6 WAC) - 9TH

Coach: Ken Hatfield

S5	Houston (Reliant)	W	10-7
S18	Hawai'i (WAC)	W	41-29
S25	at Texas	L	35-13
O2	at San Jose State (WAC)	L	70-63
O9	SMU (WAC)	W	44-10
O16	at Nevada (WAC)	L	35-10
O23	at Navy	L	14-13
O30	at Tulsa (WAC)	L	39-22
N6	Fresno State (WAC)	L	52-21
N13	at UTEP (WAC)	(2 OT)L	35-28
N29	Louisiana Tech (WAC-Reliant)	L	51-14

2005 (1-10, 1-7 C-USA) - T 5TH

Coach: Ken Hatfield WEST DIVISION

S10	at UCLA	L	63-21
S17	at Texas	L	51-10
O1	at UAB (C-USA)	L	45-26
O8	at East Carolina (C-USA)	L	41-28
O15	Tulsa (C-USA)	L	41-21
O22	Navy	L	41-9
O29	UTEP (C-USA)	L	38-31
N5	at SMU (C-USA)	L	27-7
N12	Tulane (C-USA)	W	42-34
N19	UCF (C-USA)	L	31-28
N26	at Houston (C-USA)	L	35-18

All-Time Results

TODD GRAHAM (2006)

Graham's one season at Rice proved to be a season to remember. The Owls survived a 1-5 start to win six straight games to earn their first bowl bid since 1961..

2006 (7-6, 6-2 C-USA) - T 2ND

Coach: Todd Graham		West Division	
S2	Houston (C-USA)	L	31-30
S9	at UCLA	L	26-16
S16	Texas (Reliant)	L	52-7
S23	at Florida State	L	55-7
S30	at Army	W	48-14
O7	at Tulane (C-USA)	L	38-24
O14	UAB (C-USA)	W	34-33
O21	at UCF (C-USA)	W	40-29
N4	at UTEP (C-USA)	W	37-31
N11	at Tulsa (C-USA)	(2 OT) W	41-38
N18	East Carolina (C-USA)	W	18-17
N25	SMU (C-USA)	W	31-27
D23	vs. Troy	L	41-17
(New Orleans Bowl)			

DAVID BAILIFF (2007-17)

David Bailiff led Rice to one of the most successful periods in Rice history. He led Rice to wins at the 2008 Texas Bowl, 2012 Armed Forces Bowl and 2014 Hawai'i Bowl. In 2013, he led Rice to the 2013 Conference USA Championship, it's first conference championship since 1994. He finished his tenure with a 57-80 record.

2007 (3-9, 3-5 C-USA) - T 3RD

Coach: David Bailiff		West Division	
S1	Nicholls State	L	16-14
S8	at Baylor	L	42-17
S15	Texas Tech	L	59-24
S22	at Texas	L	58-14
O3	at Southern Miss (C-USA)	W	31-29
O13	at Houston (C-USA)	L	56-48
O20	Memphis (C-USA)	L	38-35
O27	at Marshall (C-USA)	L	34-21
N3	UTEP (C-USA)	W	56-48
N10	at SMU (C-USA)	W	43-42
N17	Tulane (C-USA)	L	45-31
N24	Tulsa (C-USA)	L	48-43

2008 (10-3, 7-1 C-USA) - T 1ST

Coach: David Bailiff		West Division	
A29	SMU (C-USA)	W	56-27
S6	at Memphis (C-USA)	W	42-35
S13	at Vanderbilt	L	38-21
S20	at Texas	L	52-20
S27	North Texas	W	77-20
O4	at Tulsa (C-USA)	L	63-28
O18	Southern Miss (C-USA)	W	45-40
O25	at Tulane (C-USA)	W	42-17
N1	at UTEP (C-USA)	W	49-44
N8	Army	W	38-31
N22	Marshall (C-USA)	W	35-10
N29	Houston (C-USA)	W	56-42
D30	vs. Western Michigan	W	38-21
(Texas Bowl)			

2009 (2-10, 2-6 C-USA) - 5TH

Coach: David Bailiff		West Division	
S5	at UAB (C-USA)	L	44-24
S12	at Texas Tech	L	55-10
S19	at Oklahoma State	L	41-24
S26	Vanderbilt	L	36-17
O3	Tulsa (C-USA)	L	27-10
O8	Navy	L	63-14
O17	at East Carolina (C-USA)	L	49-13
O24	UCF (C-USA)	L	49-7
N7	at SMU (C-USA)	L	31-28
N14	Tulane (C-USA)	W	28-20
N21	UTEP (C-USA)	W	30-29
N28	at #25 Houston (C-USA)	L	73-14

2010 (4-8, 3-5 C-USA) - T 4TH

Coach: David Bailiff		West Division	
S4	#5 Texas (Reliant)	L	34-17
S11	at North Texas	W	33-32
S18	Northwestern	L	30-13
S25	Baylor	L	30-13
O2	SMU (C-USA)	L	42-31
O9	at UTEP (C-USA)	L	44-24
O16	Houston (C-USA)	W	34-31
O23	at UCF (C-USA)	L	41-14
N6	at Tulsa (C-USA)	L	64-27
N13	at Tulane (C-USA)	L	54-49
N21	East Carolina (C-USA)	W	62-38
N28	UAB (C-USA)	W	28-23

2011 (4-8, 3-5 C-USA) - T 4TH

Coach: David Bailiff		West Division	
S3	at Texas	L	34-9
S10	Purdue	W	24-22
S24	at #17 Baylor	L	56-31
O1	at Southern Miss (C-USA)	L	48-24
O8	Memphis (C-USA)	W	28-6
O15	at Marshall (C-USA)	L	24-20
O22	Tulsa (C-USA)	L	38-20
O27	at #18 Houston (C-USA)	L	73-34
N5	UTEP (C-USA)	W	41-37
N12	at Northwestern	L	28-6
N19	Tulane (C-USA)	W	19-7
N26	at SMU (C-USA)	L	27-24

2012 (7-6, 4-4 C-USA) - T 3RD

Coach: David Bailiff		West Division	
A30	UCLA	L	49-24
S8	at Kansas	W	25-24
S15	at Louisiana Tech	L	53-37
S22	Marshall (C-USA)	(OT) L	54-51
S29	Houston # (C-USA)	L	35-14
O6	at Memphis (C-USA)	L	14-10
O13	UTSA	W	34-14
O20	at Tulsa (C-USA)	L	28-24
O27	Southern Miss (C-USA)	W	44-17
N3	at Tulane (C-USA)	W	49-47
N17	SMU (C-USA)	W	36-14
N24	at UTEP (C-USA)	W	33-24
D29	Air Force	W	33-14
(Armed Forces Bowl)			

Reliant Stadium

2013 (10-4, 7-1 C-USA) - CHAMPION

Coach: David Bailiff		West Division	
A31	at #7 Texas A&M	L	52-31
S14	Kansas	W	23-14
S21	Houston #	L	31-26
S28	Florida Atlantic (C-USA)	W	19-14
O5	at Tulsa (C-USA)	W	30-27
O12	at UTSA (C-USA)	W	27-20
O19	at New Mexico State	W	45-19
O26	UTEP (C-USA)	W	45-7
O31	at North Texas (C-USA)	L	28-16
N16	Louisiana Tech (C-USA)	W	52-14
N21	at UAB (C-USA)	(OT) W	37-34
N30	Tulane (C-USA)	W	17-13
D7	Marshall #	W	41-24
D31	Mississippi State	L	44-7
(Liberty Bowl)			
# Reliant Stadium			
% Conference USA Championship			

2014 (8-5, 5-3 C-USA) - T 2ND

Coach: David Bailiff		West Division	
A30	at Notre Dame	L	48-17
S13	at Texas A&M	L	38-10
S20	Old Dominion (C-USA)	L	45-42
S27	at Southern Miss (C-USA)	W	41-23
O4	Hawai'i	W	28-14
O11	at Army	W	41-21
O25	North Texas (C-USA)	W	41-21
N1	at FIU (C-USA)	W	31-17
N8	UTSA (C-USA)	W	17-7
N15	at Marshall (C-USA)	L	41-14
N21	UTEP (C-USA)	W	31-13
N29	at Louisiana Tech (C-USA)	L	76-31
D24	Fresno State	W	30-6
(Hawai'i Bowl)			

2015 (5-7, 3-5 C-USA) - T 3RD

Coach: David Bailiff		West Division	
S5	Wagner	W	56-16
S12	at Texas	L	42-28
S19	at North Texas (C-USA)	W	38-24
S26	at #5 Baylor	L	70-17
O3	WKU (C-USA)	L	49-10
O10	at Florida Atlantic (C-USA)	W	27-26
O24	Army	W	38-31
O30	Louisiana Tech (C-USA)	L	42-17
N6	at UTEP (C-USA)	L	24-21
N14	Southern Miss (C-USA)	L	65-10
N21	at UTSA (C-USA)	L	34-24
N28	Charlotte (C-USA)	W	27-7

2016 (3-9, 2-6 C-USA) - T 5TH

Coach: David Bailiff		West Division	
S1	at WKU (C-USA)	L	46-14
S10	at Army West Point	L	31-14
S16	#19 Baylor	L	38-10
S24	North Texas (C-USA) (2OT)	L	42-35
O1	at Southern Miss (C-USA)	L	44-28
O15	UTSA (C-USA)	L	14-13
O22	Prairie View A&M	W	65-44
O29	at Louisiana Tech (C-USA)	L	61-16
N5	Florida Atlantic (C-USA)	L	42-25
N12	at Charlotte (C-USA)	W	22-21
N19	UTEP (C-USA)	W	44-24
N26	at #24 Stanford	L	41-17

2017 (1-11, 1-7 C-USA) - 6TH

Coach: David Bailiff		West Division	
A26	Stanford #	L	62-7
S9	at UTEP (C-USA)	W	31-14
S16	at Houston	L	38-3
S23	FIU (C-USA)	L	13-7
S30	at Pitt	L	42-10
O7	Army West Point	L	49-12
O21	at UTSA (C-USA)	L	20-7
O28	Louisiana Tech (C-USA)	L	42-28
N4	at UAB (C-USA)	L	52-21
N11	Southern Miss (C-USA)	L	43-34
N18	at Old Dominion (C-USA)	L	24-21
N25	North Texas (C-USA)	L	30-14
# Sydney, Australia			

MIKE BLOOMGREN (2018-PRESENT)

Bloomgren enters his third season at Rice. He saw last year end with three straight victories. Bloomgren's two-year record stands at 5-20 (4-12 C-USA).

2018 (2-11, 1-7 C-USA) - T 6TH

Coach: Mike Bloomgren		West Division	
A25	Prairie View A&M	W	31-28
S1	Houston	L	45-27
S8	at Hawai'i	L	43-29
S22	at Southern Miss (C-USA)	L	40-22
S29	at Wake Forest	L	56-24
O6	UTSA (C-USA)	L	20-3
O13	UAB (C-USA)	L	42-0
O20	at FIU (C-USA)	L	36-17
O27	at North Texas (C-USA)	L	41-17
N3	UTEP (C-USA)	L	34-26
N10	at Louisiana Tech (C-USA)	L	28-13
N17	at LSU	L	42-10
N24	Old Dominion (C-USA)	W	27-13

2019 (3-9, 3-5 C-USA) - T 4TH

Coach: Mike Bloomgren		West Division	
A30	at Army West Point	L	14-7
S6	Wake Forest	L	41-21
S14	Texas #	L	48-13
S21	Baylor	L	21-13
S28	Louisiana Tech (C-USA) (OT)	L	23-20
O5	at UAB (C-USA)	L	35-20
O19	at UTSA (C-USA)	L	31-27
O26	Southern Miss (C-USA)	L	20-6
N2	Marshall (C-USA)	L	20-7
N16	at Middle Tennessee (C-USA)	W	31-28
N23	North Texas (C-USA)	W	20-14
N30	at UTEP (C-USA)	W	30-16
# NRG Stadium			

2020 (2-3, 2-3 C-USA) - 5TH

Coach: Mike Bloomgren		West Division	
S3	at Houston *		canceled
S12	Army West Point *		canceled
S19	LSU #*		canceled
S26	Lamar *		canceled
O24	Middle Tennessee (C-USA) (2OT)	L	40-34
O31	at Southern Miss (C-USA)	W	30-6
N7	UTSA (C-USA) *		canceled
N14	at Louisiana Tech (C-USA) *		canceled
N21	at North Texas (C-USA)	L	27-17
N28	UTEP (C-USA) *		canceled
D5	at Marshall (C-USA)	W	20-0
D12	UAB (C-USA)	L	21-16
# NRG Stadium			

* canceled due to COVID-19

All-Time Series Records

Opponent	W-L-T	First Game	Last Game	Opponent	W-L-T	First Game	Last Game	Opponent	W-L-T	First Game	Last Game
Alabama	3-0-0	1953	1956	Kansas	2-1-0	1961	2013	Santa Clara	1-1-0	1933	1950
Air Force	2-5-0	1985	2012	Kansas State	0-2-0	1994	1996	Univ. of the South	2-0-0	1919	1930
Arizona	4-0-0	1916	1931	Kentucky	0-2-0	1953	1955	Southern Cal	0-2-1	1947	1971
Arkansas	29-35-3	1919	1991	Lamar	4-0-0	1984	1987	Southern Miss	4-6-0	2007	2020
Army West Point	4-4-1	1958	2019	Louisiana-Lafayette	2-3-0	1921	1989	SMU	41-48-1	1916	2012
Auburn	2-0-0	1937	1938	Louisiana State	14-37-5	1915	2018	Southwestern (Texas)	16-5-0	1912	1946
Austin College	3-2-1	1912	1924	Louisiana Tech	4-9-0	1965	2019	Stanford	3-3-0	1957	2017
Baylor	30-50-2	1914	2019	Loyola-New Orleans	3-2-0	1927	1934	Stephen F. Austin	2-0-0	1925	1926
Boise State	1-1-0	2001	2002	Marshall	3-5-0	2007	2020	Tennessee	1-2-0	1946	1969
BYU	1-1-0	1996	1997	Memphis	2-2-0	2007	2012	Texas	21-73-1	1914	2019
California	1-1-0	1969	1970	Miami (Florida)	0-2-0	1984	1985	Texas A&M	27-52-3	1914	2014
Centenary	3-1-0	1927	1941	Michigan	0-2-0	1999	2000	Texas A&M-Kingsville	6-0-0	1931	1940
Charlotte	2-0-0	2015	2016	Michigan State	0-1-0	2002	-	TCU	35-41-3	1914	2000
Cincinnati	0-1-0	1974	-	Middle Tennessee	1-1-0	2019	2020	Texas State	2-2-0	1920	1987
Clemson	3-4-0	1949	1980	Minnesota	0-2-0	1983	1984	Texas Southern	0-0-0	2021	---
Colorado	1-0-0	1937	-	Mississippi	0-1-0	1960	-	Texas Tech	20-27-1	1942	2009
Colorado State	1-0-0	1998	-	Mississippi State	0-2-0	1975	2013	Trinity (Texas)	5-1-1	1913	1927
Cornell	2-0-0	1953	1954	Missouri	0-1-0	1981	-	Troy	0-1-0	2006	2006
Creighton	3-1-0	1932	1935	Montana	1-0-0	1973	-	Tulane	20-15-1	1916	2013
Daniel Baker	2-0-0	1914	1915	Navy	6-6-0	1951	2009	Tulsa	8-10-1	1937	2013
Duke	1-5-0	1957	2003	Nebraska	0-1-0	2001	-	UAB	3-6-0	2005	2020
Duquesne	1-1-0	1935	1936	New Mexico	3-0-0	1949	1997	UCF	1-3-0	2005	2010
East Carolina	2-2-0	2005	2010	New Mexico St.	1-0-0	2013	2013	UCLA	0-4-0	1952	2012
Florida	4-3-1	1953	1977	Nevada	2-3-0	2000	2004	UNLV	2-0-0	1995	1998
Florida Atlantic	2-1-0	2013	2016	Nicholls State	0-1-0	2007	-	UTEP	15-8-0	1996	2019
FIU	1-2-0	2014	2018	North Carolina	1-0-0	1949	-	UTSA	3-5-0	2012	2019
Florida State	0-1-0	2006	-	North Texas	5-5-0	1988	2020	Utah	3-1-0	1956	1997
Fordham	0-1-0	1939	-	Northwestern	4-3-0	1967	2011	Vanderbilt	1-4-0	1939	2009
Fresno State	1-6-0	1999	2014	Notre Dame	0-4-0	1915	1988	Virginia Military	2-0-0	1939	1975
George Washington	2-0-0	1935	1936	Ohio State	0-2-0	1993	1996	Wagner	1-0-0	2015	-
Georgia	1-0-0	1936	-	Oklahoma	0-7-0	1921	2000	Washington	0-0-1	1968	-
Georgia Tech	0-2-1	1960	1972	Oklahoma State	0-3-1	1914	2009	Wake Forest	1-2-1	1989	2019
Hardin-Simmons	1-0-0	1953	-	Old Dominion	1-2-0	2014	2018	WKU	0-2-0	2015	2016
Haskell Institute	1-0-0	1917	-	Oregon	0-1-0	1962	-	Western Michigan	1-0-0	2008	-
Hawai'i	5-3-0	1999	2018	Penn State	0-2-0	1962	1963	West Virginia	1-0-0	1964	-
Houston	11-31-0	1971	2018	Pittsburgh	2-1-0	1950	2017	Wisconsin	0-2-0	1952	195
Howard Payne	1-0-0	1919	-	Prairie View A&M	2-0-0	2016	2018	Overall			
Idaho	1-0-0	1977	-	Purdue	2-2-0	1934	2011	College Opponents		464-596-31	
Indiana	0-2-0	1987	1988	St. Edward's (Texas)	2-2-1	1926	1930	Other Opponents		8-7-1	
Iowa State	3-2-0	1930	1994	St. Mary's (Texas)	1-0-0	1935	-	All Opponents		472-603-32	
				Sam Houston State	16-1-0	1912	1993				
				San Jose State	2-3-0	1998	2004				

Game-By-Game Series

Alabama (3-0)

J1, 1954	W	28-6	¹ Dallas, Texas
S24, 1955	W	20-0	Houston
S22, 1956	W	20-13	Houston

¹Cotton Bowl

Air Force (2-5)

S21, 1985	L	59-17	Colorado Springs, Colo.
N22, 1986	W	21-17	Houston
S5, 1992	L	30-21	Colorado Springs, Colo.
S28, 1996	L	45-17	Colorado Springs, Colo.
S6, 1997	L	41-12	Houston
N21, 1998	L	22-16	Colorado Springs, Colo.
D29, 2012	W	33-14	¹ Fort Worth, Texas

¹Armed Forces Bowl

Arizona

N30, 1916	W	47-7	Houston
N25, 1922	W	14-7	Houston
O11, 1930	W	21-0	Houston
O23, 1931	W	32-0	Tucson, Ariz.

Arkansas (29-35-3)

N27, 1919	W	40-7	Houston
N25, 1920	T	0-0	Houston
N11, 1922	W	31-7	Houston
O13, 1923	L	23-0	Little Rock, Ark.
O17, 1925	W	13-9	Houston
O18, 1930	L	7-6	Fayetteville, Ark.
N, 1931	W	26-12	Houston
N5, 1932	W	12-7	Fayetteville, Ark.
N11, 1933	W	7-6	Houston
N10, 1934	W	7-0	Fayetteville, Ark.
N9, 1935	W	20-7	Houston
N7, 1936	L	20-14	Fayetteville, Ark.
N6, 1937	W	26-20	Houston
N5, 1938	W	3-0	Fayetteville, Ark.
N11, 1939	T	12-12	Houston
N9, 1940	W	14-7	Fayetteville, Ark.
N8, 1941	W	21-12	Houston
N7, 1942	W	40-9	Fayetteville, Ark.
N6, 1943	W	20-7	Houston
N11, 1944	L	12-7	Fayetteville, Ark.
N10, 1945	W	26-7	Houston
N9, 1946	L	7-0	Little Rock, Ark.
N8, 1947	W	26-7	Houston
N6, 1948	W	25-6	Fayetteville, Ark.
N5, 1949	W	14-0	Houston
N11, 1950	W	9-6	Fayetteville, Ark.
N10, 1951	W	10-0	Houston
N8, 1952	W	35-33	Fayetteville, Ark.
N7, 1953	W	47-0	Houston
N6, 1954	L	8-15	Little Rock, Ark.
N5, 1955	L	10-0	Houston
N10, 1956	L	27-12	Fayetteville, Ark.
N9, 1957	W	13-7	Houston
O11, 1958	W	24-0	Fayetteville, Ark.
N7, 1959	L	14-10	Houston
N5, 1960	L	3-0	Little Rock, Ark.
N11, 1961	L	10-0	Houston
N10, 1962	L	28-14	Fayetteville, Ark.
N9, 1963	W	7-0	Houston
N7, 1964	L	21-0	Fayetteville, Ark.
N6, 1965	L	31-0	Houston
N5, 1966	L	31-20	Little Rock, Ark.
N11, 1967	L	23-9	Houston
N9, 1968	L	46-21	Fayetteville, La.
N8, 1969	L	30-8	Houston
N7, 1970	L	38-14	Fayetteville, Ark.
N6, 1971	T	24-24	Houston

N11, 1972	W	23-20	Little Rock, Ark.
N10, 1973	W	17-7	Houston
N9, 1974	L	25-6	Fayetteville, Ark.
N8, 1975	L	20-16	Houston
O30, 1976	L	41-16	Fayetteville, Ark.
O29, 1977	L	30-7	Houston
N4, 1978	L	37-7	Fayetteville, Ark.
N3, 1979	L	34-7	Houston
N1, 1980	W	17-16	Little Rock, Ark.
O31, 1981	L	41-7	Houston
O30, 1982	L	24-6	Fayetteville, Ark.
O29, 1983	L	35-0	Little Rock, Ark.
N3, 1984	L	28-6	Little Rock, Ark.
N2, 1985	L	30-15	Houston
N1, 1986	L	45-14	Fayetteville, Ark.
O31, 1987	L	38-14	Houston
O29, 1988	L	21-14	Little Rock, Ark.
N4, 1989	L	38-17	Houston
N3, 1990	W	19-11	Little Rock, Ark.
N23, 1991	L	20-0	Little Rock, Ark.

Army West Point (4-4-1)

N8, 1958	L	14-7	Houston
S30, 1995	T	21-21	West Point, N.Y.
S30, 2006	W	48-14	West Point, N.Y.
N8, 2008	W	38-31	Houston
O11, 2014	W	41-21	West Point, N.Y.
O24, 2015	W	38-31	Houston
S10, 2016	L	31-14	West Point, N.Y.
O7, 2017	L	49-12	Houston
A30, 2019	L	14-7	West Point, N.Y.

Auburn (2-0)

O30, 1937	W	13-7	Houston
O29, 1938	W	14-0	Houston

Austin College (3-2-1)

N28, 1912	L	81-0	Sherman, Texas
N26, 1914	T	0-0	Sherman, Texas
O13, 1916	W	40-0	Houston
O19, 1917	W	53-13	Houston
O24, 1919	W	54-0	Houston
N7, 1924	L	6-2	Houston

Baylor (31-49-2)

N20, 1914	W	14-13	Houston
O8, 1915	L	26-0	Houston
O11, 1919	W	8-0	Waco, Texas
O9, 1920	W	28-0	Houston
N8, 1921	L	17-14	Waco, Texas
O14, 1922	L	31-0	Houston
N27, 1924	L	17-9	Houston
N26, 1925	T	7-7	Houston
N25, 1926	L	9-7	Houston
N24, 1927	W	19-12	Houston
N29, 1928	L	25-14	Houston
N30, 1929	L	19-0	Houston
N29, 1930	L	35-14	Waco, Texas
N28, 1931	W	20-0	Houston
N26, 1932	W	12-0	Waco, Texas
D2, 1933	L	7-6	Waco, Texas
D1, 1934	W	32-0	Waco, Texas
N30, 1935	L	6-0	Houston
N28, 1936	L	10-7	Houston
N27, 1937	W	13-7	Houston
N26, 1938	L	27-6	Waco, Texas
D2, 1939	L	10-7	Houston
N30, 1940	W	21-12	Houston
N29, 1941	W	28-14	Houston
N28, 1942	W	20-0	Waco, Texas

D1, 1945	L	17-14	Houston
N30, 1946	W	38-6	Houston
N29, 1947	W	34-6	Houston
N27, 1948	T	7-7	Waco, Texas
N26, 1949	W	21-7	Houston
D2, 1950	L	33-7	Waco, Texas
D1, 1951	L	34-13	Houston
N29, 1952	W	20-14	Waco, Texas
N28, 1953	W	41-19	Houston
N27, 1954	W	20-14	Waco, Texas
N26, 1955	L	15-7	Houston
D1, 1956	L	46-13	Waco, Texas
N30, 1957	W	20-0	Houston
N29, 1958	W	33-21	Waco, Texas
N28, 1959	L	23-21	Houston
N26, 1960	L	12-7	Waco, Texas
D2, 1961	W	26-14	Houston
D1, 1962	W	28-13	Waco, Texas
N30, 1963	L	21-12	Houston
N28, 1964	L	27-20	Waco, Texas
N27, 1965	L	17-14	Houston
N26, 1966	L	21-14	Waco, Texas
D2, 1967	W	27-25	Houston
N30, 1968	L	16-7	Waco, Texas
N29, 1969	W	34-6	Houston
N28, 1970	W	28-23	Waco, Texas
N27, 1971	W	23-0	Houston
D2, 1972	L	28-14	Waco, Texas
D1, 1973	W	27-0	Houston
N30, 1974	L	24-3	Waco, Texas
N29, 1975	L	25-7	Houston
N13, 1976	L	38-6	Houston
N12, 1977	L	24-14	Waco, Texas
N18, 1978	W	24-10	Houston
N17, 1979	L	45-14	Waco, Texas
N15, 1980	L	16-6	Houston
N14, 1981	W	17-14	Waco, Texas
N13, 1982	L	35-13	Houston
N12, 1983	L	48-14	Waco, Texas
N17, 1984	L	46-40	Houston
N16, 1985	L	34-10	Waco, Texas
N15, 1986	L	23-17	Houston
N14, 1987	L	34-31	Waco, Texas
N12, 1988	L	20-10	Houston
N18, 1989	W	6-3	Waco, Texas
N17, 1990	L	17-16	Houston
O12, 1991	W	20-17	Waco, Texas
N14, 1992	W	34-31	Houston
N13, 1993	L	38-14	Waco, Texas
N12, 1994	L	19-14	Houston
N18, 1995	L	34-6	Waco, Texas
S8, 2007	L	42-17	Waco, Texas
S25, 2010	L	30-13	Houston
S24, 2011	L	56-31	Waco, Texas
S26, 2015	L	70-17	Waco, Texas
S16, 2016	L	38-10	Houston
S21, 2019	L	21-13	Houston

Boise State (1-1)

O6, 2001	W	45-14	Houston
N9, 2002	L	49-7	Boise, Idaho

BYU (1-1)

N9, 1996	L	49-0	Provo, Utah
O11, 1997	W	27-14	Houston

California (1-1)

O4, 1969	L	31-12	Berkeley, Calif.
O3, 1970	W	28-0	Houston

Game-By-Game Series

Centenary (3-1)

N5, 1927	L	33-7	Houston
O7, 1939	W	13-0	Houston
O5, 1940	W	25-0	Houston
N1, 1941	W	54-0	Houston

Charlotte (2-0)

N28, 2015	W	27-7	Houston
N12, 2016	W	22-21	Charlotte, N.C.

Cincinnati (0-1)

S21, 1974	L	28-21	Houston
-----------	---	-------	---------

Clemson (3-4)

S24, 1949	W	33-7	Houston
S29, 1951	L	20-14	Houston
O8, 1955	W	21-7	Houston
N2, 1957	L	20-7	Houston
O31, 1959	L	19-0	Houston
S23, 1972	W	29-10	Houston
S13, 1980	L	19-3	Clemson, S.C.

Colorado (1-0)

J1, 1938	W	28-14	¹ Dallas, Texas
----------	---	-------	----------------------------

¹Cotton Bowl

Colorado State (1-0)

O31, 1998	W	35-23	Houston
-----------	---	-------	---------

Cornell (2-0)

O3, 1953	W	28-7	Ithaca, N.Y.
O2, 1954	W	41-20	Houston

Creighton (3-1)

O29, 1932	W	41-7	Houston
O21, 1933	L	14-13	Omaha, Neb.
O20, 1934	W	47-13	Omaha, Neb.
O12, 1935	W	14-0	Houston

Daniel Baker College

O31, 1914	W	13-7	Houston
O23, 1915	W	28-0	Houston

Duke (1-5)

O12, 1957	L	7-6	Houston
O3, 1959	L	24-7	Durham, N.C.
O2, 1965	L	41-21	Houston
S19, 1992	L	17-12	Durham, N.C.
S8, 2001	W	15-13	Houston
S13, 2003	L	27-24 ^{ot}	Durham, N.C.

Duquesne (1-1)

O5, 1935	W	27-7	Houston
O2, 1936	L	14-0	Pittsburgh, Pa.

East Carolina (2-2)

O8, 2005	L	41-28	Greenville, N.C.
N18, 2006	W	18-17	Houston
O17, 2009	L	49-13	Greenville, N.C.
N21, 2010	W	62-38	Houston

FIU (1-1)

N1, 2014	W	31-17	Miami, Fla.
S23, 2017	L	13-7	Houston
O20, 2018	L	36-17	Miami, Fla.

Florida (4-3-1)

S19, 1953	W	20-16	Houston
S18, 1954	W	24-14	Houston
O13, 1956	L	7-0	Gainesville, Fla.

O10, 1959	T	13-13	Houston
O8, 1960	W	10-0	Miami, Fla.
O14, 1961	W	19-10	Houston
N20, 1976	L	50-22	Gainesville, Fla.
S17, 1977	L	48-3	Houston

Florida Atlantic (2-1)

S28, 2013	W	19-14	Houston
O10, 2015	W	27-26	Boca Raton, Fla.
N5, 2016	L	42-25	Houston

Florida State (0-1)

S23, 2006	L	55-7	Tallahassee, Fla.
-----------	---	------	-------------------

Fordham (0-1)

N4, 1939	L	13-7	Bronx, N.Y.
----------	---	------	-------------

Fresno State (1-6)

N6, 1999	L	47-18	Fresno, Calif.
O5, 2000	L	27-24	Houston
N3, 2001	L	52-24	Fresno, Calif.
S28, 2002	L	31-28	Houston
O25, 2003	L	31-28	Fresno, Calif.
N6, 2004	L	52-21	Houston
D24, 2014	W	30-16	¹ Honolulu, Hu

¹Hawai'i Bowl

George Washington (2-0)

N2, 1935	W	41-6	Washington, D.C.
O31, 1936	W	12-6	Houston

Georgia (1-0)

O17, 1936	W	13-6	Athens, Ga.
-----------	---	------	-------------

Georgia Tech (0-2-1)

S24, 1960	L	16-13	Houston
S30, 1961	L	24-0	Atlanta, Ga.
S30, 1972	T	36-36	Atlanta, Ga.

Hardin-Simmons (1-0)

O10, 1953	W	40-0	Houston
-----------	---	------	---------

Haskell Institute

N3, 1917	W	55-13	Houston
----------	---	-------	---------

Hawai'i (5-3)

O9, 1999	W	38-19	Honolulu, Hi.
O21, 2000	W	38-13	Houston
S29, 2001	W	27-24	Honolulu, Hi.
N16, 2002	L	33-28	Houston
S27, 2003	L	41-21	Honolulu, Hi.
S18, 2004	W	41-29	Houston
O4, 2014	W	28-14	Houston
S8, 2018	L	43-29	Honolulu, Hi.

Houston (11-29)

S11, 1971	L	23-21	Rice Stadium
S9, 1972	W	14-13	Rice Stadium
S15, 1973	L	24-6	Astrodome
S14, 1974	L	21-0	Rice Stadium
S13, 1975	W	24-7	Astrodome
N27, 1976	L	42-20	Rice Stadium
N26, 1977	L	51-21	Rice Stadium
D2, 1978	L	49-25	Astrodome
D1, 1979	L	63-0	Rice Stadium
N29, 1980	W	35-7	Astrodome
N28, 1981	L	40-3	Rice Stadium
N27, 1982	L	28-21	Astrodome
S1, 1983	L	45-14	Rice Stadium
D1, 1984	L	38-26	Astrodome

N30, 1985	L	24-20	Rice Stadium
N29, 1986	W	14-13	Astrodome
N28, 1987	L	45-21	Rice Stadium
N26, 1988	L	45-14	Astrodome
D2, 1989	L	64-0	Rice Stadium
S29, 1990	L	24-22	Astrodome
N16, 1991	L	41-21	Rice Stadium
N28, 1992	L	61-34	Astrodome
N26, 1993	W	37-7	Rice Stadium
N26, 1994	W	31-13	Astrodome
D2, 1995	L	18-17	Rice Stadium
S4, 1999	L	28-3	Robertson Stadium
S2, 2000	W	30-27 ^{ot}	Rice Stadium
S1, 2001	W	21-14	Robertson Stadium
A31, 2002	L	24-10	Rice Stadium
A30, 2003	L	48-14	Robertson Stadium
S5, 2004	W	10-7	Reliant Stadium
N26, 2005	L	35-18	Robertson Stadium
S2, 2006	L	31-30	Rice Stadium
O13, 2007	L	56-48	Robertson Stadium
N29, 2008	W	56-42	Rice Stadium
N28, 2009	L	73-14	Robertson Stadium
O16, 2010	W	34-31	Rice Stadium
O27, 2011	L	73-34	Robertson Stadium
S29, 2012	L	35-14	Reliant Stadium
S21, 2013	L	31-26	Reliant Stadium
S16, 2017	L	38-3	TDECU Stadium
S1, 2018	L	45-27	Rice Stadium

Howard Payne (1-0)

N21, 1919	W	7-0	Houston
-----------	---	-----	---------

Idaho (1-0)

S10, 1977	W	31-10	Houston
-----------	---	-------	---------

Indiana (0-2)

S12, 1987	L	35-13	Bloomington, Ind.
S10, 1988	L	41-14	Houston

Iowa State (3-2)

D6, 1930	W	13-7	Houston
S9, 1978	L	23-19	Houston
S28, 1991	L	28-27	Houston
S25, 1993	W	49-21	Houston
S24, 1994	W	28-18	Ames, Iowa

Kansas (2-1)

D16, 1961	L	33-7	¹ Houston
S8, 2012	W	25-24	Lawrence, Kan.
S14, 2013	W	23-14	Houston

¹Bluebonnet Bowl

Kansas State (0-2)

S17, 1994	L	27-18	Manhattan, Kan.
S21, 1996	L	34-7	Houston

Kentucky (0-2)

O31, 1953	L	19-13	Houston
O29, 1955	L	20-16	Lexington, Ky.

Lamar (4-0)

S22, 1984	W	36-19	Houston
S28, 1985	W	29-28	Houston
S6, 1986	W	28-14	Houston
S5, 1987	W	34-30	Houston

Louisiana-Lafayette (2-3)

O1, 1921	W	54-0	Houston
S11, 1982	L	21-14	Houston
S24, 1983	W	22-21	Houston

Game-By-Game Series

S24, 1988 L 41-16 Lafayette, La.
S23, 1989 L 18-3 Houston

LSU (14-37-5)

N17, 1915 W 6-0 Houston
N24, 1916 T 7-7 Baton Rouge, La.
O18, 1924 L 12-0 Houston
N7, 1925 L 6-0 Baton Rouge, La.
O1, 1932 W 10-8 Houston
S30, 1933 L 13-0 Baton Rouge, La.
S29, 1934 T 9-9 Houston
S28, 1935 W 10-7 Baton Rouge, La.
S26, 1936 L 20-7 Baton Rouge, La.
O9, 1937 L 13-0 Houston
O8, 1938 L 3-0 Baton Rouge, La.
O14, 1939 L 7-0 Baton Rouge, La.
O12, 1940 W 23-0 Houston
O18, 1941 L 27-0 Baton Rouge, La.
O3, 1942 W 27-14 Houston
O2, 1943 L 20-7 Baton Rouge, La.
O7, 1944 W 14-13 Houston
S29, 1945 L 42-0 Baton Rouge, La.
S28, 1946 L 7-6 Houston
S27, 1947 L 21-14 Baton Rouge, La.
O2, 1948 L 26-13 Houston
O1, 1949 L 14-7 Baton Rouge, La.
O7, 1950 W 35-20 Houston
O6, 1951 L 14-6 Baton Rouge, La.
O4, 1952 L 27-7 Houston
O1, 1955 T 0-0 Houston
O6, 1956 W 23-14 Houston
S21, 1957 W 20-14 Baton Rouge, La.
S20, 1958 L 26-6 Houston
S19, 1959 L 26-3 Baton Rouge, La.
S23, 1961 W 16-3 Houston
S29, 1962 T 6-6 Baton Rouge, La.
S28, 1963 W 21-12 Houston
S26, 1964 W 3-0 Houston
S25, 1965 L 42-14 Baton Rouge, La.
S24, 1966 W 17-15 Houston
S23, 1967 L 20-14 Baton Rouge, La.
S28, 1968 L 21-7 Houston
S27, 1969 L 42-0 Houston
S26, 1970 L 24-0 Baton Rouge, La.
O2, 1971 L 38-3 Baton Rouge, La.
O7, 1972 L 12-6 Houston
S29, 1973 L 24-9 Baton Rouge, La.
S28, 1974 T 10-10 Houston
S27, 1975 L 16-13 Shreveport, La.
S25, 1976 L 31-0 Baton Rouge, La.
S24, 1977 L 77-0 Baton Rouge, La.
S30, 1978 L 37-7 Houston
S22, 1979 L 45-3 Baton Rouge, La.
S27, 1980 W 17-7 Houston
S26, 1981 L 24-14 Baton Rouge, La.
S25, 1982 L 56-13 Baton Rouge, La.
S17, 1983 L 24-10 Houston
S19, 1987 L 49-16 Baton Rouge, La.
S23, 1995 L 52-7 Baton Rouge, La.
N17, 2018 L 42-10 Baton Rouge, La.

Louisiana Tech (4-9)

S18, 1965 W 14-0 Houston
O27, 2001 L 41-38^{ot} Ruston, La.
O5, 2002 W 37-20 Reliant Stadium
N27, 2003 W 49-14 Ruston, La.
N29, 2004 L 51-14 Reliant Stadium
S15, 2012 L 56-37 Ruston, La.
N16, 2013 W 52-14 Houston
N29, 2014 L 76-31 Ruston, La.

O30, 2015 L 42-17 Houston
O29, 2016 L 61-16 Ruston, La.
O28, 2017 L 42-28 Houston
N10, 2018 L 28-13 Ruston, La.
S28, 2019 L 23-20^{ot} Houston

Loyola-New Orleans (3-2)

S24, 1927 L 13-0 New Orleans, La.
S28, 1929 L 33-0 Houston
O15, 1932 W 14-7 Houston
O7, 1933 W 13-0 Houston
S22, 1934 W 12-0 Houston

Marshall (3-5)

O27, 2007 L 34-21 Huntington, W.Va.
N22, 2008 W 35-10 Houston
O15, 2011 L 24-20 Huntington, W.Va.
S22, 2012 L 54-51^{ot} Houston
D7, 2013 W 41-24 ¹Houston
N15, 2014 L 41-14 Huntington, W.Va.
N2, 2019 L 20-7 Houston
D 5, 2020 W 20-0 Huntington, W.Va.

¹Conference USA Championship

Memphis (2-2)

O20, 2007 L 38-35 Houston
S6, 2008 W 42-35 Memphis, Tenn.
O8, 2011 W 28-6 Houston
O6, 2012 L 14-10 Memphis, Tenn.

Miami, Fla. (0-2)

S29, 1984 L 38-3 Miami, Fla.
S14, 1985 L 48-20 Houston

Michigan (0-2)

S11, 1999 L 37-3 Ann Arbor, Mich.
S9, 2000 L 38-7 Ann Arbor, Mich.

Michigan State (0-1)

S7, 2002 L 27-10 East Lansing, Mich.

Middle Tennessee (1-1)

N16, 2019 W 31-28 Murfreesboro, Tenn.
O24, 2020 L 40-34^{2ot} Houston

Minnesota (0-2)

S10, 1983 L 21-17 Houston
S8, 1984 L 31-24 Minneapolis, Minn.

Mississippi (0-1)

J1, 1961 L 14-6 ¹New Orleans, La.

¹Sugar Bowl

Mississippi State (0-2)

O11, 1975 L 28-14 Houston
D31, 2013 L 44-7 ¹Memphis, Tenn.

¹Liberty Bowl

Missouri (0-1)

S19, 1981 L 42-10 Columbia, Mo.

Montana (1-0)

S22, 1973 W 21-10 Houston

Navy (6-6)

O13, 1951 W 21-14 Houston
J1, 1958 L 20-7 ¹Dallas, Texas
S30, 1967 W 21-7 Houston
N21, 1992 W 27-22 Houston
N19, 1994 L 29-17 Annapolis, Md.

S25, 1999 W 20-17 Houston
O13, 2001 W 21-13 Annapolis, Md.
O12, 2002 W 17-10 Annapolis, Md.
O18, 2003 L 38-6 Houston
O23, 2004 L 14-13 Annapolis, Md.
O22, 2005 L 41-9 Houston
O8, 2009 L 63-14 Houston

¹Cotton Bowl

Nebraska (0-1)

S20, 2001 L 48-3 Lincoln, Neb.

New Mexico (3-0)

O8, 1949 W 55-0 Houston
O5, 1996 W 38-21 Albuquerque, N.M.
O18, 1997 W 35-23 Albuquerque, N.M.

New Mexico State (1-0)

O19, 2013 W 45-19 Las Cruces, N.M.

Nevada (2-3)

N18, 2000 L 34-28 Reno, Nev.
O20, 2001 W 33-30^{ot} Houston
S21, 2002 L 31-21 Reno, Nev.
N1, 2003 W 52-42 Houston
O16, 2004 L 35-10 Reno, Nev.

Nicholls State (0-1)

S1, 2007 L 16-14 Houston

North Carolina (1-0)

J1, 1950 W 27-13 ¹Dallas, Texas

¹Cotton Bowl

North Texas (5-6)

N19, 1988 L 33-17 Houston
S27, 2008 W 77-20 Houston
S11, 2010 W 33-32 Denton, Texas
O31, 2013 L 28-16 Denton, Texas
O25, 2014 W 41-21 Houston
S19, 2015 W 38-24 Denton, Texas
S24, 2016 L 42-35^{2ot} Houston
N25, 2017 L 30-14 Houston
O27, 2018 L 41-17 Denton, Texas
N23, 2019 W 20-14 Houston
N21, 2020 L 27-17 Denton, Texas

Northwestern (4-3)

O14, 1967 W 50-6 Houston
S22, 1990 W 31-14 Houston
S14, 1991 W 36-7 Evanston, Ill.
S27, 1997 W 40-34 Evanston, Ill.
S19, 1998 L 23-14 Houston
S18, 2010 L 30-13 Houston
N12, 2011 L 28-6 Evanston, Ill.

Notre Dame (0-5)

N27, 1915 L 55-2 Houston
O13, 1973 L 28-0 Houston
O12, 1974 L 10-3 South Bend, Ind.
N5, 1988 L 54-11 South Bend, Ind.
A30, 2014 L 48-17 South Bend, Ind.

Ohio State (0-2)

S4, 1993 L 34-7 Columbus, Ohio
S7, 1996 L 70-7 Columbus, Ohio

Oklahoma (0-7)

N24, 1921 L 27-0 Houston
O3, 1931 L 19-6 Norman, Okla.

Game-By-Game Series

O2, 1937 L 6-0 Norman, Okla.
 O1, 1938 L 7-6 Houston
 S23, 1978 L 66-7 Norman, Okla.
 S29, 1979 L 63-21 Houston
 S23, 2000 L 42-14 Norman, Okla.

Oklahoma State (0-3-1)

N14, 1914 T 13-13 Houston
 O21, 1922 L 21-0 Stillwater, Okla.
 O20, 1923 L 13-0 Houston
 S19, 2009 L 41-24 Stillwater, Okla.

Old Dominion (1-2)

S20, 2014 L 45-42 Houston
 N18, 2017 L 24-21 Norfolk, Va.
 N24, 2018 W 27-13 Houston

Oregon (0-1)

O13, 1962 L 31-12 Houston

Penn State (0-2)

O6, 1962 L 18-7 Houston
 O5, 1963 L 28-7 University Park, Pa.

Pittsburgh (2-1)

O14, 1950 W 14-7 Pittsburgh, Pa.
 N3, 1951 W 21-13 Houston
 S30, 2017 L 42-10 Pittsburgh, Pa.

Prairie View A&M (2-0)

O22, 2016 W 65-44 Houston
 A25, 2018 W 31-28 Houston

Purdue (2-2)

O6, 1934 W 14-0 Houston
 O4, 1958 L 24-0 Houston
 S12, 1998 L 21-19 West Lafayette, Ind.
 S10, 2011 W 24-22 Houston

St. Edward's (2-2-1)

O16, 1926 W 19-0 Houston
 O8, 1927 T 0-0 Houston
 O13, 1928 L 20-6 Houston
 N2, 1929 L 20-7 Houston
 O4, 1930 W 20-0 Houston

St. Mary's (1-0)

S21, 1935 W 38-0 Houston

Sam Houston State (16-1)

N9, 1912 W 20-6 Huntsville, Texas
 O7, 1922 W 23-3 Houston
 O6, 1923 W 10-0 Houston
 O4, 1924 W 22-6 Houston
 O3, 1925 W 7-0 Houston
 O2, 1926 W 20-0 Houston
 O1, 1927 W 20-13 Houston
 S29, 1928 W 24-6 Houston
 O5, 1929 W 7-2 Houston
 S27, 1930 W 13-12 Houston
 S26, 1931 W 32-0 Houston
 N14, 1936 W 34-7 Houston
 O21, 1939 L 9-8 Houston
 O4, 1941 W 42-0 Houston
 S25, 1948 W 46-0 Houston
 S26, 1992 W 45-14 Houston
 S18, 1993 W 14-13 Houston

San Jose State (2-3)

O10, 1998 L 20-17 San Jose, Calif.

O16, 1999 W 49-7 Houston
 S30, 2000 L 29-16 San Jose, Calif.
 O4, 2003 W 28-24 Houston
 O2, 2004 L 70-63 San Jose, Calif.

Santa Clara (1-1)

N4, 1933 L 13-0 Santa Clara, Calif.
 S30, 1950 W 27-7 Houston

University of the South (2-0)

N15, 1919 W 19-7 Houston
 N1, 1930 W 12-0 Houston

Southern California (0-2-1)

O4, 1947 T 7-7 Los Angeles, Calif.
 O9, 1948 L 7-0 Los Angeles, Calif.
 S18, 1971 L 24-0 Houston

SMU (41-48-1)

N17, 1916 W 146-3 Houston
 N30, 1918 W 13-0 Houston
 N8, 1919 W 21-14 Houston
 N6, 1920 W 10-0 Dallas, Texas
 N5, 1921 W 7-0 Houston
 N6, 1926 L 20-0 Houston
 O14, 1927 L 34-6 Dallas, Texas
 O20, 1928 L 53-13 Dallas, Texas
 N23, 1929 L 43-0 Dallas, Texas
 N22, 1930 L 32-0 Houston
 O17, 1931 L 21-12 Houston
 O8, 1932 W 13-0 Dallas, Texas
 O14, 1933 L 13-7 Houston
 O13, 1934 W 9-0 Houston
 O19, 1935 L 10-0 Dallas, Texas
 D5, 1936 L 9-0 Houston
 D4, 1937 W 15-7 Dallas, Texas
 D3, 1938 W 25-14 Houston
 D9, 1939 L 13-6 Dallas, Texas
 D7, 1940 L 7-6 Houston
 D6, 1941 W 6-0 Dallas, Texas
 D5, 1942 W 13-7 Houston
 O16, 1943 L 12-0 Dallas, Texas
 O21, 1944 W 21-0 Houston
 O20, 1945 L 21-18 Dallas, Texas
 O19, 1946 W 21-7 Houston
 O18, 1947 L 14-0 Dallas, Texas
 O16, 1948 L 33-7 Houston
 O15, 1949 W 41-27 Dallas, Texas
 O21, 1950 L 42-21 Houston
 O20, 1951 W 28-7 Dallas, Texas
 O18, 1952 L 21-14 Houston
 O17, 1953 L 12-7 Dallas, Texas
 O16, 1954 L 20-6 Houston
 O15, 1955 L 20-0 Dallas, Texas
 O20, 1956 L 14-13 Houston
 O19, 1957 W 27-21 Dallas, Texas
 O18, 1958 W 13-7 Dallas, Texas
 O17, 1959 T 13-13 Houston
 O15, 1960 W 47-10 Dallas, Texas
 O21, 1961 W 10-0 Houston
 O20, 1962 L 15-7 Dallas, Texas
 O19, 1963 W 13-7 Houston
 O17, 1964 W 7-6 Dallas, Texas
 O16, 1965 L 17-14 Houston
 O15, 1966 L 28-24 Dallas, Texas
 O21, 1967 W 14-10 Houston
 O19, 1968 L 32-24 Dallas, Texas
 O18, 1969 L 34-14 Houston
 O17, 1970 L 10-0 Dallas, Texas
 O16, 1971 L 16-10 Houston

O21, 1972 L 29-14 Dallas, Texas
 O20, 1973 L 27-16 Houston
 O19, 1974 L 19-14 Dallas, Texas
 O18, 1975 W 28-17 Houston
 N6, 1976 W 41-34 Houston
 N5, 1977 L 41-24 Dallas, Texas
 N11, 1978 L 58-0 Houston
 S8, 1979 L 35-17 Dallas, Texas
 N8, 1980 L 34-14 Houston
 N7, 1981 L 33-12 Dallas, Texas
 N6, 1982 L 41-14 Houston
 N5, 1983 L 20-6 Dallas, Texas
 N10, 1984 L 31-17 Houston
 N9, 1985 L 40-15 Dallas, Texas
 N13, 1986 L 45-3 Houston
 S2, 1989 W 35-6 Dallas, Texas
 N10, 1990 W 30-28 Houston
 N9, 1991 W 31-10 Dallas, Texas
 O10, 1992 W 28-13 Houston
 N6, 1993 W 31-24 Dallas, Texas
 N5, 1994 W 17-10 Houston
 O28, 1995 W 34-24 Dallas, Texas
 O19, 1996 W 35-17 Houston
 N1, 1997 L 24-6 Dallas, Texas
 S5, 1998 W 23-17^{ot} Houston
 O30, 1999 L 27-2 Dallas, Texas
 N4, 2000 W 43-14 Houston
 N24, 2001 L 37-20 Dallas, Texas
 O26, 2002 W 27-15 Houston
 N15, 2003 W 41-20 Dallas, Texas
 O9, 2004 W 44-10 Houston
 N5, 2005 L 27-7 Dallas, Texas
 N25, 2006 W 31-27 Houston
 N10, 2007 W 43-42 Dallas, Texas
 A29, 2008 W 56-27 Houston
 N7, 2009 L 31-28 Dallas, Texas
 O2, 2010 L 42-31 Houston
 N26, 2011 L 27-24 Dallas, Texas
 N17, 2012 W 36-14 Houston

Southern Miss (5-6)

O3, 2007 W 31-29 Hattiesburg, Miss.
 O18, 2008 W 45-40 Houston
 O1, 2011 L 48-24 Hattiesburg, Miss.
 O27, 2012 W 44-17 Houston
 S27, 2014 W 41-23 Hattiesburg, Miss.
 N14, 2015 L 65-10 Houston
 O1, 2016 L 44-28 Hattiesburg, Miss.
 N11, 2017 L 43-34 Houston
 S22, 2018 L 40-22 Hattiesburg, Miss.
 O26, 2019 L 20-6 Houston
 O31, 2020 W 30-6 Hattiesburg, Miss.

Southwestern (16-5)

N15, 1912 L 32-0 Georgetown, Texas
 N18, 1913 W 53-14 Houston
 O10, 1914 W 12-7 Houston
 O21, 1916 W 24-0 Houston
 N10, 1917 W 34-13 Houston
 O18, 1919 W 22-0 Houston
 O23, 1920 W 19-0 Houston
 O22, 1921 W 28-0 Houston
 O28, 1922 W 28-6 Houston
 N10, 1923 W 12-0 Houston
 O11, 1924 W 20-6 Houston
 O31, 1925 W 19-0 Houston
 O30, 1926 W 7-6 Houston
 O29, 1927 L 14-12 Houston
 N3, 1928 L 14-6 Houston
 O12, 1929 W 14-7 Houston

Game-By-Game Series

S20, 1930 W 32-6 Houston
 N27, 1943 L 21-7 Houston
 D2, 1944 W 18-7 Houston
 O6, 1945 L 13-7 Houston
 O5, 1946 W 48-0 Houston

Stanford (3-3)

O5, 1957 W 34-7 Houston
 S27, 1958 W 30-7 Palo Alto, Calif.
 O12, 1963 W 23-13 Houston
 O10, 1964 L 34-7 Palo Alto, Calif.
 N26, 2016 L 41-17 Palo Alto, Calif.
 A26, 2017 L 62-7 Sydney, Australia

Stephen F. Austin (2-0)

S26, 1925 W 33-0 Houston
 S25, 1926 W 25-0 Houston

Tennessee (1-2)

J1, 1947 W 8-0 ¹Miami, Fla.
 O1, 1966 L 23-3 Knoxville, Tenn.
 O5, 1968 L 52-0 Houston

Orange Bowl

Texas (21-73-1)

O17, 1914 L 41-0 Austin, Texas
 O16, 1915 L 59-0 Austin, Texas
 O7, 1916 L 16-2 Austin, Texas
 O27, 1917 W 13-0 Austin, Texas
 O16, 1918 L 14-0 Austin, Texas
 N1, 1919 L 32-7 Austin, Texas
 O30, 1920 L 21-0 Houston
 O29, 1921 L 56-0 Austin, Texas
 N4, 1922 L 29-0 Houston
 N3, 1923 L 27-0 Austin, Texas
 N1, 1924 W 19-6 Houston
 O24, 1925 L 27-6 Austin, Texas
 O23, 1926 L 20-0 Houston
 O22, 1927 L 27-0 Austin, Texas
 O27, 1928 L 13-6 Houston
 O26, 1929 L 39-0 Austin, Texas
 O25, 1930 W 6-0 Houston
 O10, 1931 W 7-0 Austin, Texas
 O22, 1932 L 18-6 Houston
 O28, 1933 L 18-0 Austin, Texas
 O27, 1934 W 20-9 Houston
 O26, 1935 W 28-19 Austin, Texas
 O24, 1936 W 7-0 Houston
 O23, 1937 W 13-7 Austin, Texas
 O22, 1938 W 13-7 Houston
 O28, 1939 L 26-12 Austin, Texas
 O26, 1940 W 13-0 Houston
 O25, 1941 L 40-0 Austin, Texas
 O24, 1942 L 12-7 Houston
 O23, 1943 L 58-0 Austin, Texas
 O28, 1944 W 7-0 Houston
 O27, 1945 W 7-6 Austin, Texas
 O26, 1946 W 18-13 Houston
 O25, 1947 L 12-0 Austin, Texas
 O23, 1948 L 20-0 Houston
 O22, 1949 W 17-15 Austin, Texas
 O28, 1950 L 35-7 Houston
 O27, 1951 L 14-6 Austin, Texas
 O25, 1952 L 20-7 Houston
 O24, 1953 W 18-13 Austin, Texas
 O23, 1954 W 13-7 Houston
 O22, 1955 L 32-14 Austin, Texas
 O27, 1956 W 28-7 Houston
 O26, 1957 L 19-14 Austin, Texas
 O25, 1958 W 34-7 Houston

O24, 1959 L 28-6 Austin, Texas
 O22, 1960 W 7-0 Houston
 O28, 1961 L 34-7 Austin, Texas
 O27, 1962 T 14-14 Houston
 O26, 1963 L 10-6 Austin, Texas
 O24, 1964 L 6-3 Houston
 O23, 1965 W 20-17 Austin, Texas
 O22, 1966 L 14-6 Houston
 O28, 1967 L 28-6 Austin, Texas
 O26, 1968 L 38-14 Houston
 O25, 1969 L 31-0 Austin, Texas
 O24, 1970 L 45-21 Houston
 O23, 1971 L 39-10 Austin, Texas
 O28, 1972 L 45-9 Houston
 O27, 1973 L 55-13 Austin, Texas
 O26, 1974 L 26-6 Houston
 O25, 1975 L 41-9 Austin, Texas
 O2, 1976 L 42-15 Houston
 O1, 1977 L 72-15 Austin, Texas
 S16, 1978 L 34-0 Houston
 O6, 1979 L 26-9 Austin, Texas
 O4, 1980 L 41-28 Houston
 S12, 1981 L 31-3 Austin, Texas
 O2, 1982 L 34-7 Houston
 O1, 1983 L 42-6 Austin, Texas
 O6, 1984 L 38-13 Houston
 O5, 1985 L 44-16 Austin, Texas
 O4, 1986 L 17-14 Houston
 O3, 1987 L 45-26 Austin, Texas
 O1, 1988 L 20-13 Houston
 O7, 1989 L 31-30 Austin, Texas
 O6, 1990 L 26-10 Houston
 O5, 1991 L 28-7 Austin, Texas
 O3, 1992 L 23-21 Houston
 O2, 1993 L 55-38 Austin, Texas
 O16, 1994 W 19-17 Houston
 O7, 1995 L 37-13 Austin, Texas
 O27, 1997 L 38-31 Houston
 S26, 1998 L 59-21 Austin, Texas
 S18, 1999 L 18-13 Austin, Texas
 S20, 2003 L 48-7 Reliant Stadium
 S25, 2004 L 35-13 Austin, Texas
 S17, 2005 L 51-10 Austin, Texas
 S16, 2006 L 52-7 Reliant Stadium
 S22, 2007 L 58-14 Austin, Texas
 S20, 2008 L 52-20 Austin, Texas
 S4, 2010 L 34-17 Reliant Stadium
 S3, 2011 L 34-9 Austin, Texas
 S12, 2015 L 42-28 Austin, Texas
 S14, 2019 L 48-13 NRG Stadium

Texas A&M (27-52-3)

N9, 1914 L 32-7 Houston
 N8, 1915 W 7-0 Houston
 N4, 1916 W 20-0 Houston
 N29, 1917 L 10-0 Houston
 N15, 1920 L 7-0 College Station, Texas
 N11, 1921 T 7-7 Houston
 N18, 1922 L 24-0 College Station, Texas
 N17, 1923 W 7-6 Houston
 N15, 1924 L 13-6 College Station, Texas
 N14, 1925 L 17-10 Houston
 N12, 1926 L 20-0 College Station, Texas
 N11, 1927 L 14-0 Houston
 N16, 1928 L 19-0 College Station, Texas
 N16, 1929 L 26-6 Houston
 N15, 1930 W 7-0 College Station, Texas
 N14, 1931 L 7-0 Houston
 N11, 1932 L 14-7 College Station

N18, 1933 L 27-0 Houston
 N17, 1934 W 25-6 College Station
 N16, 1935 W 17-10 Houston
 O10, 1936 L 3-0 Houston
 N13, 1937 T 6-6 Houston
 N12, 1938 L 27-0 College Station, Texas
 N18, 1939 L 19-0 College Station, Texas
 N16, 1940 L 25-0 College Station, Texas
 N15, 1941 L 19-6 Houston
 N14, 1942 T 0-0 Houston
 N13, 1943 L 20-0 Houston
 N18, 1944 L 19-7 Houston
 N17, 1945 W 6-0 Houston
 N16, 1946 W 27-10 College Station, Texas
 N15, 1947 W 41-7 Houston
 N13, 1948 W 28-6 College Station, Texas
 N12, 1949 W 13-0 Houston
 N18, 1950 W 21-13 College Station, Texas
 N17, 1951 W 6-0 Houston
 N15, 1952 W 15-6 College Station, Texas
 N14, 1953 W 34-7 Houston
 N13, 1954 W 29-19 College Station, Texas
 N12, 1955 L 20-12 Houston
 N17, 1956 L 21-7 College Station, Texas
 N16, 1957 W 7-6 Houston
 N15, 1958 L 28-21 Houston
 N14, 1959 W 7-2 Houston
 N12, 1960 W 21-14 Houston
 N18, 1961 W 21-7 Houston
 N17, 1962 W 23-3 Houston
 N16, 1963 L 13-6 Houston
 N14, 1964 W 19-8 Houston
 N13, 1965 L 14-13 Houston
 N12, 1966 L 7-6 Houston
 N18, 1967 L 18-3 Houston
 N16, 1968 L 24-14 College Station, Texas
 N15, 1969 W 7-6 Houston
 N14, 1970 W 18-17 College Station, Texas
 N13, 1971 L 18-13 Houston
 N18, 1972 W 20-14 College Station, Texas
 N17, 1973 W 24-20 Houston
 N16, 1974 L 37-7 College Station, Texas
 N15, 1975 L 33-14 Houston
 O23, 1976 L 57-34 College Station, Texas
 O22, 1977 L 28-14 Houston
 O28, 1978 L 38-21 College Station, Texas
 O27, 1979 L 41-15 Houston
 O25, 1980 W 10-6 College Station, Texas
 O24, 1981 L 51-26 Houston
 O23, 1982 L 49-7 College Station, Texas
 O22, 1983 L 29-10 Houston
 O27, 1984 L 38-14 College Station, Texas
 O26, 1985 L 43-28 Houston
 O25, 1986 L 45-10 College Station, Texas
 O24, 1987 L 34-21 Houston
 O22, 1988 L 24-10 College Station, Texas
 O28, 1989 L 45-7 Houston
 O27, 1990 L 41-15 College Station, Texas
 N2, 1991 L 38-21 Houston
 O17, 1992 L 35-9 College Station, Texas
 O23, 1993 L 38-10 Houston
 O22, 1994 L 7-0 College Station, Texas
 N9, 1995 L 17-10 Houston
 A31, 2013 L 52-31 College Station, Texas
 S13, 2014 L 38-10 College Station, Texas

Texas A&M-Kingsville (6-0)

S19, 1931 W 37-0 Houston
 S24, 1932 W 20-0 Houston
 S23, 1933 W 7-0 Houston

Game-By-Game Series

N3, 1934 W 27-0 Houston
 S19, 1936 W 33-0 Kingsville, Texas
 N2, 1940 W 9-6 Houston

Texas State (2-20)

N19, 1920 W 48-0 Houston
 O27, 1923 L 19-6 Houston
 S20, 1986 L 31-6 Houston
 S26, 1987 W 38-28 Houston

TCU (35-41-3)

O24, 1914 T 0-0 Houston
 O30, 1915 W 33-0 Houston
 O27, 1916 T 7-7 Fort Worth, Texas
 O13, 1917 W 26-0 Houston
 N29, 1923 L 6-0 Houston
 O25, 1924 W 7-3 Fort Worth, Texas
 N10, 1928 L 7-0 Houston
 N9, 1929 L 24-0 Fort Worth, Texas
 N8, 1930 L 20-0 Houston
 N7, 1931 L 7-6 Fort Worth, Texas
 N19, 1932 L 16-6 Houston
 N25, 1933 L 26-3 Fort Worth, Texas
 N24, 1934 L 7-2 Houston
 N23, 1935 L 27-6 Fort Worth, Texas
 N21, 1936 L 13-0 Houston
 N20, 1937 L 7-2 Fort Worth, Texas
 N19, 1938 L 29-7 Houston
 N25, 1939 L 21-0 Fort Worth, Texas
 N23, 1940 W 14-6 Houston
 N22, 1941 T 0-0 Fort Worth, Texas
 N21, 1942 W 21-0 Houston
 N20, 1943 W 13-6 Fort Worth, Texas
 N25, 1944 L 9-6 Houston
 N24, 1945 L 14-13 Fort Worth, Texas
 N23, 1946 W 13-0 Houston
 N22, 1947 W 7-0 Fort Worth, Texas
 N20, 1948 W 21-7 Houston
 N19, 1949 W 20-14 Fort Worth, Texas
 N25, 1950 L 26-14 Houston
 N24, 1951 L 22-6 Fort Worth, Texas
 N22, 1952 W 12-6 Houston
 N21, 1953 W 19-6 Fort Worth, Texas
 N20, 1954 W 6-0 Houston
 N19, 1955 L 35-0 Fort Worth, Texas
 N24, 1956 L 20-17 Houston
 N23, 1957 W 20-0 Fort Worth, Texas
 N22, 1958 L 22-10 Houston
 N21, 1959 L 35-6 Fort Worth, Texas
 N19, 1960 W 23-0 Houston
 N25, 1961 W 35-16 Fort Worth, Texas
 N24, 1962 L 30-7 Houston
 D7, 1963 W 33-7 Fort Worth, Texas
 N21, 1964 W 31-0 Houston
 N20, 1965 L 42-14 Fort Worth, Texas
 N19, 1966 W 21-10 Houston
 N25, 1967 L 14-10 Fort Worth, Texas
 N23, 1968 L 24-14 Houston
 N22, 1969 L 21-17 Fort Worth, Texas
 N21, 1970 W 17-15 Houston
 N20, 1971 L 20-19 Fort Worth, Texas
 N25, 1972 W 25-21 Houston
 N3, 1973 W 19-6 Fort Worth, Texas
 N23, 1974 W 26-14 Houston
 N22, 1975 L 28-21 Fort Worth, Texas
 O16, 1976 W 37-13 Houston
 O8, 1977 L 35-15 Houston
 O14, 1978 W 21-14 Fort Worth, Texas
 O13, 1979 L 17-7 Houston
 O11, 1980 W 28-24 Fort Worth, Texas

O10, 1981 W 41-28 Houston
 O9, 1982 L 24-16 Fort Worth, Texas
 O8, 1983 L 34-3 Houston
 O13, 1984 L 45-24 Fort Worth, Texas
 O12, 1985 W 34-27 Houston
 O11, 1986 W 37-31 Fort Worth, Texas
 O10, 1987 L 30-16 Houston
 O8, 1988 L 21-10 Fort Worth, Texas
 O14, 1989 L 30-16 Houston
 O13, 1990 L 38-28 Fort Worth, Texas
 O19, 1991 L 39-28 Houston
 O24, 1992 W 29-12 Fort Worth, Texas
 O9, 1993 W 34-19 Houston
 O29, 1994 L 27-25 Fort Worth, Texas
 O14, 1995 L 33-28 Houston
 N16, 1996 W 30-17 Fort Worth, Texas
 N8, 1997 W 38-19 Houston
 N7, 1998 W 14-12 Fort Worth, Texas
 O23, 1999 W 42-21 Houston
 O28, 2000 L 37-0 Fort Worth, Texas

Texas Tech (20-27-1)

O31, 1942 W 19-7 Houston
 O30, 1943 W 13-0 Houston
 N4, 1944 L 13-7 Houston
 N3, 1945 W 13-0 Houston
 N2, 1946 W 41-6 Houston
 N1, 1947 W 40-7 Houston
 O30, 1948 W 14-7 Lubbock, Texas
 O29, 1949 W 28-0 Houston
 N4, 1950 W 13-7 Houston
 S27, 1952 W 34-7 Houston
 O29, 1960 W 30-6 Houston
 N4, 1961 W 42-7 Lubbock, Texas
 N3, 1962 W 14-0 Houston
 N2, 1963 W 17-3 Lubbock, Texas
 O31, 1964 T 6-6 Houston
 O30, 1965 L 27-0 Lubbock, Texas
 O29, 1966 L 35-19 Houston
 N4, 1967 L 24-10 Lubbock, Texas
 N2, 1968 L 38-15 Houston
 N1, 1969 L 24-14 Lubbock, Texas
 O31, 1970 L 3-0 Houston
 O30, 1971 W 9-7 Lubbock, Texas
 N4, 1972 L 10-6 Houston
 N3, 1973 L 19-6 Lubbock, Texas
 N2, 1974 W 21-7 Houston
 N1, 1975 L 28-24 Lubbock, Texas
 O16, 1976 L 37-13 Houston
 O15, 1977 L 42-7 Lubbock, Texas
 O21, 1978 L 42-28 Houston
 O20, 1979 L 30-7 Lubbock, Texas
 O18, 1980 L 10-3 Houston
 O17, 1981 W 30-23 Lubbock, Texas
 O16, 1982 L 23-21 Houston
 O15, 1983 L 14-3 Lubbock, Texas
 O20, 1984 L 30-10 Houston
 O19, 1985 W 29-27 Lubbock, Texas
 O18, 1986 L 49-21 Houston
 O17, 1987 L 59-7 Lubbock, Texas
 O15, 1988 L 38-36 Houston
 O21, 1989 L 43-25 Lubbock, Texas
 O20, 1990 W 42-21 Houston
 O26, 1991 L 40-20 Lubbock, Texas
 N7, 1992 W 34-3 Houston
 O16, 1993 L 45-16 Lubbock, Texas
 O8, 1994 W 24-21 Houston
 O21, 1995 L 31-26 Lubbock, Texas
 S15, 2007 L 59-24 Houston
 S12, 2009 L 55-10 Lubbock, Texas

Trinity (5-1-1)

N27, 1913 W 7-0 Houston
 O2, 1915 W 46-0 Houston
 O4, 1919 W 12-0 Houston
 N18, 1921 W 28-14 Houston
 O10, 1925 L 13-0 Houston
 O9, 1926 T 6-6 Houston
 O13, 1928 W 20-6 Houston

Troy (0-1)

D23, 2006 L 41-17 ¹New Orleans, La.

¹New Orleans Bowl

Tulane (20-15-1)

N11, 1916 W 23-13 Houston
 N17, 1917 W 16-0 New Orleans, La.
 O16, 1920 T 0-0 New Orleans, La.
 O15, 1921 L 7-6 Houston
 O15, 1938 L 26-17 New Orleans, La.
 O19, 1940 L 15-6 New Orleans, La.
 O11, 1941 W 10-9 Houston
 O10, 1942 L 18-7 New Orleans, La.
 O9, 1943 L 33-0 Houston
 O14, 1944 L 21-0 New Orleans, La.
 O13, 1945 W 13-7 Houston
 O12, 1946 W 25-6 New Orleans, La.
 O11, 1947 W 33-0 Houston
 O1, 1960 W 10-7 Houston
 S25, 1971 W 14-0 Houston
 S15, 1979 W 21-17 Houston
 S20, 1980 L 35-20 New Orleans, La.
 O3, 1981 W 20-16 Houston
 S18, 1982 L 30-6 New Orleans, La.
 S9, 1989 L 20-19 New Orleans, La.
 S8, 1990 L 21-10 Houston
 S21, 1991 W 28-19 New Orleans, La.
 S11, 1993 W 34-0 Houston
 S10, 1994 L 15-13 Houston
 S16, 1995 L 17-15 Houston
 S14, 1996 W 21-14 New Orleans, La.
 S13, 1997 W 30-24 New Orleans, La.
 N11, 2005 W 42-34 Houston
 O7, 2006 L 38-24 New Orleans, La.
 N 17, 2007 L 45-31 Houston
 O25, 2008 W 42-17 New Orleans, La.
 N14, 2009 W 28-20 Houston
 N13, 2010 L 54-49 New Orleans, La.
 N19, 2011 W 19-17 Houston
 N3, 2012 W 49-47 New Orleans, La.
 N30, 2013 W 17-13 Houston

Tulsa (8-10-1)

O16, 1937 T 0-0 Houston
 N23, 1996 W 42-14 Houston
 O4, 1997 W 42-24 Tulsa, Okla.
 O17, 1998 W 14-10 Houston
 O2, 1999 W 20-10 Tulsa, Okla.
 S16, 2000 L 23-16 Houston
 N10, 2001 W 59-32 Houston
 N2, 2002 W 33-18 Tulsa, Okla.
 N8, 2003 L 31-28 Houston
 O30, 2004 L 39-22 Tulsa, Okla.
 O15, 2005 L 41-21 Houston
 N11, 2006 W 41-38^{2ot} Tulsa, Okla.
 N24, 2007 L 48-43 Houston
 O4, 2008 L 63-28 Tulsa, Okla.
 O3, 2009 L 27-10 Houston
 N6, 2010 L 64-27 Tulsa, Okla.
 O22, 2011 L 38-20 Houston

Game-By-Game Series

O20, 2012 L 28-24 Tulsa, Okla.
O5, 2013 W 20-27 Tulsa, Okla.

UAB (3-6)

O1, 2005 L 45-26 Birmingham, Ala.
O14, 2006 W 34-33 Houston
S5, 2009 L 44-24 Birmingham, Ala.
N28, 2010 W 28-23 Houston
N21, 2013 W 37-34^{ot} Birmingham, Ala.
N4, 2017 L 52-21 Birmingham, Ala.
O13, 2018 L 42-0 Houston
O5, 2019 L 35-20 Birmingham, Ala.
D12, 2020 L 21-16 Houston

UCF (1-3)

N19, 2005 L 31-28 Houston
O21, 2006 W 40-29 Orlando, Fla.
O24, 2009 L 49-7 Houston
O23, 2010 L 41-14 Orlando, Fla.

UCLA (0-5)

O11, 1952 L 20-0 Los Angeles, Calif.
O8, 1966 L 27-24 Houston
S10, 2005 L 63-21 Los Angeles, Calif.
S9, 2006 L 26-16 Los Angeles, Calif.
A30, 2012 L 49-24 Houston

UNLV (2-0)

S2, 1995 W 38-0 Houston
N14, 1998 W 38-16 Houston

UTEP (15-8)

O26, 1996 W 48-21 El Paso, Texas
N22, 1997 W 31-13 Houston
N13, 1999 L 30-29 Houston
N11, 2000 L 38-21 El Paso, Texas
N17, 2001 W 27-17 Houston
O19, 2002 L 38-35 El Paso, Texas
N22, 2003 W 45-14 Houston
N13, 2004 L 35-28^{2ot} El Paso, Texas
O29, 2005 L 38-31 Houston
N4, 2006 W 37-31 El Paso, Texas
N3, 2007 W 56-48 Houston
N1, 2008 W 49-44 El Paso, Texas
N21, 2009 W 30-29 Houston
O9, 2010 L 44-24 El Paso
N5, 2011 W 41-37 Houston
N24, 2012 W 33-24 El Paso, Texas
O26, 2013 W 45-7 Houston
N21, 2014 W 31-13 Houston
N6, 2015 L 24-21 El Paso, Texas
N19, 2016 W 44-24 Houston
S9, 2017 W 31-14 El Paso, Texas
N3, 2018 L 34-26 Houston
N30, 2019 W 30-16 El Paso, Texas

UTSA (3-5)

O13, 2012 W 34-14 Houston
O12, 2013 W 27-20 San Antonio, Texas
N8, 2014 W 17-7 Houston
N21, 2015 L 34-24 San Antonio, Texas
O15, 2016 L 14-13 Houston
O21, 2017 L 20-7 San Antonio, Texas
O6, 2018 L 20-3 Houston
O19, 2019 L 31-27 San Antonio, Texas

Utah (3-1)

N3, 1956 W 27-0 Houston
S18, 1976 W 43-22 Houston
N2, 1996 W 51-10 Houston

N15, 1997 L 31-14 Salt Lake City, Utah

Vanderbilt (1-4)

S30, 1939 L 13-12 Houston
O30, 1954 W 34-13 Houston
S20, 1975 L 9-6 Houston
S13, 2008 L 38-21 Nashville, Tenn.
S26, 2009 L 36-17 Houston

Virginia Miliary (2-0)

S20, 1969 W 55-0 Houston
S19, 1970 W 42-0 Houston

Wagner (1-0)

S5, 2015 W 56-16 Houston

Wake Forest (1-2-1)

S30, 1989 T 17-17 Winston-Salem, N.C.
S1, 1990 W 33-17 Houston
S29, 2018 L 56-24 Winston-Salem, N.C.
S6, 2019 L 41-21 Houston

Washington (0-0-1)

S21, 1968 T 35-35 Seattle, Wash.

Western Michigan (1-0)

D30, 2008 W 38-21 ¹Houston

¹Texas Bowl

West Virginia (1-0)

O3, 1964 W 24-0 Houston

Wisconsin (0-2)

N1, 1952 L 21-7 Houston
O9, 1954 L 13-7 Madison, Wis.

WKU (0-2)

O3, 2015 L 49-10 Houston
S1, 2016 L 46-14 Bowling Green, Ky.

Wyoming (0-1)

O24, 1998 L 34-24 Laramie, Wyo.

RICE ALL-TIME COACHES RECORDS

	Years	Overall W-L-T	Conf. Only W-L-T
Phil Arbuckle (Southwestern)	1912-17, 19-23	52-30-8	9-8-2
John Anderson	1918	1-5-0	1-1-0
John W. Heisman (Pennsylvania)	1924-27	14-18-3	4-11-1
Claude Rothgreb	1928	2-7-0	0-5-0
Jack Meagher (Notre Dame)	1929-33	26-26-0	9-20-0
Jimmy Kitts (SMU)	1934-39	33-29-4	16-18-2
Jess Neely (Vanderbilt)	1940-66	144-124-10	86-75-6
Harold "Bo" Hagan (South Carolina)	1967-70	12-27-1	7-21-0
Bill Peterson (Ohio Northern)	1971	3-7-1	2-4-1
Al Conover (Wake Forest)	1972-75	14-28-1	10-18-0
Homer Rice (Centre)	1976-77	4-18-0	2-14-0
Ray Alborn (Rice)	1978-83	13-53-0	9-39-0
Watson Brown (Vanderbilt)	1984-85	4-18-0	2-14-0
Jerry Berndt (Bowling Green State)	1986-88	6-27-0	2-24-0
Fred Goldsmith (Florida)	1989-93	23-31-1	14-24-0
Ken Hatfield (Arkansas)	1994-2005	56-89-1	44-57-0
Todd Graham (East Central Univ.)	2006	7-6	6-2
David Bailiff (Texas State)	2007-17	57-80	40-48
Mike Bloomgren (Florida State)	2018-	7-23	6-15

OWLS IN THE AP POLL

The Associated Press first began polling sportswriters and broadcasters to create its weekly ranking NCAA football teams in 1936 and one year later Rice made the first of its 15 appearances in the AP poll.

The 2008 Texas Bowl Champion Owls were the most recent team to end the year receiving votes in the final AP poll, picking up eight after completing the second 10-win season in school history.

Year	# Weeks	High	Final	Coach	Notes
1937	3	15	18	Jimmy Kitts	Cotton Bowl Champions
1941	1	12	NR	Jess Neely	
1946	8	5	10	Jess Neely	Orange Bowl Champions
1947	6	15	18	Jess Neely	
1949	7	5	5	Jess Neely	Cotton Bowl Champions
1950	2	15	NR	Jess Neely	
1951	2	18	NR	Jess Neely	
1952	1	17	NR	Jess Neely	
1953	9	6	6	Jess Neely	Cotton Bowl Champs (2 1st place votes)
1954	8	11	19	Jess Neely	
1955	4	11	NR	Jess Neely	
1957	8	8	8	Jess Neely	Cotton Bowl
1958	3	13	NR	Jess Neely	
1960	6	10	NR	Jess Neely	Sugar Bowl
1961	2	7	T-17	Jess Neely	Bluebonnet Bowl-
2008	-	-	-	David Bailiff	Texas Bowl (8 votes in final poll)

The Owls at Rice Stadium

Season	All Games			Conference			Home		Largest Home Crowd
	W	L	T	W	L	T	Attend.	Avg.	
1950	3	3	0	0	3	0	310,000	51,667	SMU, Texas (70,000)
1951	4	2	0	2	1	0	256,000	42,667	Navy, Texas A&M (58,000)
1952	2	4	0	1	2	0	253,000	42,167	Texas (66,000)
1953	5	1	0	3	0	0	270,000	45,000	Baylor (68,000)
1954	5	1	0	2	1	0	281,500	46,917	Texas (71,000)
1955	2	3	1	0	3	0	281,500	46,971	Texas A&M (68,000)
1956	4	2	0	1	2	0	275,000	45,833	Texas (67,000)
1957	4	2	0	3	0	0	291,000	48,500	Texas A&M (72,000)
1958	1	5	0	1	2	0	343,000	57,167	Texas (72,000)
1959	1	3	2	1	2	1	230,000	38,333	SMU (65,000)
1960	5	1	0	4	0	0	248,000	41,333	Texas (72,000)
1961	5	1	0	3	1	0	267,000	44,500	LSU (73,000)
1962	2	3	1	2	1	1	235,000	39,167	Texas (73,000)
1963	4	2	0	2	2	0	273,000	45,500	LSU (64,000)
1964	3	2	1	2	1	1	252,000	42,000	Texas (73,000)
1965	1	5	0	0	4	0	185,000	30,833	Arkansas (46,000)
1966	2	4	0	1	3	0	243,500	40,583	Texas (67,500)
1967	4	2	0	2	2	0	205,867	34,311	Texas A&M (58,000)
1968	0	5	0	0	3	0	180,635	36,127	Texas (68,500)
1969	3	3	0	2	2	0	176,919	29,487	LSU (55,000)
1970	3	2	0	1	2	0	135,547	27,109	Texas (70,500)
1971	2	4	1	1	2	1	219,133	31,305	Houston (62,000)
1972	3	3	0	1	2	0	232,693	38,782	Texas (65,000)
1973	4	2	0	3	1	0	177,909	29,652	Notre Dame (50,000)
1974	2	3	1	2	1	0	204,001	34,000	Texas (56,500)
1975	1	5	0	1	3	0	145,475	25,109	Texas A&M (67,000)
1976	2	4	0	1	4	0	145,349	24,224	Texas (57,000)
1977	1	5	0	0	4	0	153,000	25,500	Texas A&M (57,500)
1978	1	5	0	1	3	0	176,500	29,417	Texas (62,000)
1979	1	5	0	0	4	0	164,800	27,133	Oklahoma (48,000)
1980	1	4	0	0	4	0	152,000	30,400	Texas (52,000)
1981	2	3	0	1	3	0	121,266	24,245	Texas A&M (52,000)
1982	0	5	0	0	4	0	130,000	26,000	Texas (50,000)
1983	1	5	0	0	3	0	134,000	22,333	Texas A&M (40,000)
1984	1	4	0	0	4	0	114,256	22,851	Texas (56,047)
1985	2	4	0	1	3	0	106,112	17,685	Texas A&M (41,195)
1986	2	5	0	0	4	0	105,500	15,071	Texas (31,000)
1987	2	4	0	0	4	0	90,400	15,067	Texas A&M (32,500)
1988	0	5	0	0	3	0	84,500	16,900	Texas (35,000)
1989	0	5	0	0	4	0	92,700	18,540	Texas A&M (30,900)
1990	4	3	0	2	2	0	153,100	21,871	Texas (34,800)
1991	0	4	0	0	3	0	121,700	30,425	Texas A&M (42,600)
1992	5	1	0	3	1	0	142,800	23,800	Texas (41,100)
1993	5	1	0	2	1	0	143,000	23,833	Texas A&M (46,800)
1994	3	2	0	3	1	0	112,900	22,580	Texas (34,700)
1995	1	4	0	0	3	0	126,800	25,360	Texas A&M (39,500)
1996	4	1	0	4	0	0	100,850	20,170	Utah (23,250)
1997	3	2	0	3	1	0	177,547	35,509	Texas (53,811)
1998	4	1	0	4	0	0	110,573	22,115	SMU (42,674)
1999	3	1	0	2	1	0	101,200	25,300	Navy (44,217)
2000	3	2	0	2	2	0	95,885	19,177	Hawai'i (22,521)
2001	5	0	0	4	0	0	84,617	16,923	Tulsa (29,317)
2002	1	3	0	1	2	0	100,344	20,069	Houston (30,747)
¹ 2003	3	2	0	3	1	0	77,307	15,461	Navy (27,832)
² 2004	2	1	0	2	1	0	41,883	13,961	Fresno State (18,407)
2005	2	3	0	2	2	0	50,362	10,072	Navy (12,714)
³ 2006	3	1	0	3	1	0	59,041	14,760	Houston (23,352)
2007	1	5	0	1	4	0	80,118	13,353	Texas Tech (21,543)
2008	6	0	0	4	0	0	121,074	20,179	Houston (35,534)
2009	2	4	0	2	2	0	81,309	13,552	Vanderbilt (19,753)
⁴ 2010	3	3	0	3	1	0	108,549	18,091	Houston (26,342)
2011	4	1	0	3	1	0	86,643	17,329	Purdue (25,371)
⁵ 2012	3	3	0	2	1	0	101,623	20,325	UTSA (28,677)
⁶ 2013	6	0	0	5	0	0	112,711	18,785	Kansas (22,974)
2014	4	1	0	3	1	0	92,812	18,562	UTSA (21,195)
2015	3	3	0	1	3	0	116,034	19,339	Army (24,409)
2016	2	4	0	1	3	0	128,551	18,785	Baylor (27,047)
2017	0	5	0	0	4	0	96,770	19,354	Army (21,766)
2018	2	4	0	1	3	0	121,029	20,172	Houston (26,390)
⁷ 2019	1	5	0	1	3	0	113,069	18,845	Southern Miss (20,367)
⁸ 2020	0	2	0	0	2	0	2,000	2,000	UAB (2,000)
Totals	179	204	7	112	144	4	11,331,643	29,055	Several (73,000)

¹2003 attendance figure does not include Texas game (47,764) played at Reliant Stadium

²2004 attendance figure does not include Houston & LaTech games (27,726 & 8,307) played at Reliant

³2006 attendance figure does not include Texas game (40,069) played at Reliant Stadium

⁴2010 attendance figure does not include Texas game (70,445) played at Reliant Stadium

⁵2012 attendance figure does not include Houston game (32,718) played at Reliant Stadium

⁶2013 attendance figure does not include Houston game (34,831) played at Reliant Stadium

⁷2019 attendance figure does not include Texas game (42,417) played at NRG Stadium

⁸2020 attendance limited to 2,000 fans for final game (UAB) due to COVID-19 pandemic protocols

All-Time Captains

1912	R.E. Cummings		Melvin Robinson
1913	George Journey		Ernest Evans, Paul Power, Dwain Turner,
1914	Oliver Garnett	1985	Darrick Wells
1915	W.M. Standish	1986	Marc Scott, Dwain Turner
1916	W.E. Brown	1987	Russell Moses, Jeff Thomas
1917	J.W. McFarland	1988	Courtney Hall, William McClay
1918	LeRoy Bell	1989	O.J. Brigance, Donald Hollas
1919	Shirley Brick	1990	O.J. Brigance, Donald Hollas
1920	Jim Dain	1991	Trevor Cobb, Eric Henley, Trey Teichelman
1921	Eddie Dyer	1992	Trevor Cobb, Greg Willig
1922	Fred Boettcher	1993	Bert Emanuel, Herschel Crowe,
1923	Charles Swartz		Tom Hetherington
1924	Harvey Smith	1994	Byron Coston, Emmett Waldron
1925	F.W. Underwood	1995	Larry Izzo, Josh LaRocca
1926	F.W. Underwood	1996	Ndukwe Kalu, Spencer George, Tucker Phillips,
1927	Merle Comstock		Jeremy Thigpen
1928	Jon Knippel & George Murray	1997	Andy Clifton, Chad Nelson, Mark Spinner,
1929	Bush Jones		Benji Wood
1930	Bill Morgan	1998	Terrence Melton, Charles Torello
1931	Lou Hassell & Pud Hammit	1999	Neal Gray, Chad Richardson, Judd Smith
1932	Tom Driscoll	2000	Rod Beavan, Jake Jackson, Travis Ortega,
1933	Fred Lauterbach		Ben Wulf
1934	Percy Arthur	2001	Dan Dawson, Jason Hebert, Matt Webber
1935	Sam Mays	2002	Greg Gatlin, Brandon Green, Vincent Hawkins
1936	Johnnie Frankie, J.W. Friedman	2003	Robbie Beck, Kyle Herm, Jeff Vanover
1937	Charlie Moore	2004	Ed Bailey, Jeremy Calahan, Terry Holley,
1938	Jess Hines		Greg Wilson
1939	Ed Singletary	2005	Adam Herrin, John Syptak
1940	Ken Whitlow	2006	Chase Clement, Jarrett Dillard, Andray Downs,
1941	Buck Sloan		Brian Raines
1942	Bob Tresch	2007	Chase Clement, Jarrett Dillard, Brian Raines,
1943	Charles Malmberg		Andrew Sendejo
1944	H.J. Nichols	2008	Chase Clement, Jarrett Dillard, Brian Raines,
1945	Bob Nemir		Andrew Sendejo
1946	Weldon Humble, Charles Malmberg	2009	Terrance Garmon, Marcus Knox,
1947	Virgil Eikenberg		Andrew Sendejo, Scott Solomon
1948	Huey Keeny, Ed Parker	2010	Travis Bradshaw, Jake Hicks, Justin Hill,
1949	Gerald Weatherly, Froggy Williams		Cheta Ozougwu, Pierre Beasley
1950	Lee Stonestreet, Vernon Glass, Alfred Neumann	2011	Travis Bradshaw, Jake Hicks, Scott Solomon,
1951	Bill Howton, Bill Burkhalter, Glenn Walls		Tyler Smith, Justin Allen
1952	Bill Crockett, Don Rhoden	2012	Phillip Gaines, Vance McDonald, Jared Williams,
1953	Richard Chapman, LeoRucka, John Hudson		Luke Willson
1954	Kenny Paul	2013	Cody Bauer, Phillip Gaines, Michael Kutlzer,
1955	Marshall Crawford, Eddie Rayburn		Taylor McHargue, Turner Peterson
1956	James Briggs, Jerry Harris	2014	Gabe Baker, Malcolm Hill, Driphus Jackson,
1957	Matt Gorges, King Hill, Larry Whitmire		Matt Simmonette, Jordan Taylor
1958	Buddy Dial, Gene Jones, Raymond Chilton	2015	Alex Lyons, Driphus Jackson, Stuart Mouchantaf,
1959	Billy Bucek, Don Rather, Billy Simmons		Andrew Reue, Luke Turner
1960	Rufus King, Bobby Lively, Max Webb	2016	Emmanuel Ellerbee, Alex Lyons, Trey Martin,
1961	Ray Alborn, Johnny Burrell, Roland Jackson		Zach Wright
1962	Billy Cox, Gene Raesz	2017	Emmanuel Ellerbee, Peter Godber, Trey Martin,
1963	Jerry Kelley, Johnny Nichols		Brian Womac
1964	Malcolm Walker, Walter McReynolds, Billy E. Hale	2018	Zach Abercrombia, Jack Fox, Sam Pierce
1965	Gene Walker, Jim Vining, David Ferguson	2019	Myles Adams, Chris Barnes, Austin Trammell
1966	Harlon Dearing, Chuck Latourette, Glen Hine	2020	Blaze Alldredge, Garrett Grammer, Jordan Myers,
1967	Jay Collins, Larry Darling		Campbell Riddle, Austin Trammell
1968	Robby Shelton		
1969	Steve Bradshaw, Larry Davis, Sam Knox Reed		
1970	Bucky Allshouse, Roger Roitsch, Brownie Wheless		
1971-73	-NA-		
1974	Cullie Culpepper, Cornelius Walker		
1975	Larry Brune, Randy Eggemeyer, Rodney Norton,		
	Ed Lofton		
1976	Mark Bockeloh, Danny Johnson, Tommy Kramer,		
	Jeff Rose		
1977-78	-NA-		
1979	Bo Broeren, Earl Cooper, John Joyce,		
	Don Rutledge		
1980	Keith Kveton, C. France, David Darr,		
	Michael Downs		
1981	Robert Hubble, Al Whitfield, Hosea Fortune,		
	Bryan Hill, Rodney Williams		
1982	Clenzie Pierson, Richard Gray, Donny Martin		
1983	-NA-		
1984	Tommy Harris, Doug Johnson, Scott McLaughlin,		

Bowl History

1938 Cotton Bowl

Rice Owls **28**
Colorado Buffaloes **14**

Jan. 1, 1938 ♦ Cotton Bowl ♦ Dallas, Texas

After its first quarter in bowl history, the Rice Institute saw itself behind 14-0 to an undefeated Colorado Buffaloes squad in the second annual Cotton Bowl Classic.

The Owls fired back in the second quarter with a trio of touchdowns from sophomore quarterback Ernie Lain.

A 13-yard pass to Jake Scheuhle put Rice on the board, while his three-yard scoring plunge knotted the score at 14-14.

Lain capped the amazing quarter with a 37-yard scoring strike to Olie Cordill that gave the Owls a 21-14 edge at halftime.

In the third quarter, Lain added a third touchdown pass when he connected with Frank Steen for an 11-yard strike.

Byron "Whizzer" White, later a U.S. Supreme Court justice, gave the Buffs a 14-0 lead after the first quarter. He passed for one touchdown and returned an interception 47 yards for another score.

Rice coach Jimmy Kitts' Owls also were slow starters during the regular season. Rice went 6-1-1 over its last eight games after shutout losses against Oklahoma and LSU.

After a 0-0 tie against Tulsa, the Owls broke out of its offensive slump during a 14-7 triumph over Texas.

Rice went 4-1-1 in the Southwest Conference to claim its second league title. All four of the Owls' conference wins came by eight points or less.

Scoring Summary

	1	2	3	4	F
Colorado Buffaloes	14	0	0	0	- 14
Rice Owls	0	21	7	0	- 28


SCORING SUMMARY

1st	CU	Antonio 8 pass from White (White kick)
	CU	White 47 INT return (White kick)
2nd	Rice	Scheuhle 13 pass from Lain (Vestal kick)
	Rice	Lain 3 run (Vestal kick)
	Rice	Cordill 37 pass from Lain (Vestal kick)
3rd	Rice	Steen 11 pass from Lain (Vestal kick)
Attendance: 15,000		

Final Statistics

TEAM STATISTICS

	Rice	CU
FIRST DOWNS	20	6
NET YDS RUSHING	257	87
NET YDS PASSING	158	8
Comp-Att	11-20	1-8
TOTAL YDS	415	95
Penalty Yards	65	15
Punt Avg	38	41
Fumbles Lost	1	0



1947 Orange Bowl

Rice Owls **8**
Tennessee Volunteers **0**

Jan. 1, 1947 ♦ Orange Bowl ♦ Miami, Fla.

The "new" beat the "old" as the Rice Institute shut down SEC power Tennessee, 8-0, in the 13th annual Orange Bowl game.

The Rice Owls, coached by "Tennessee Gentleman" and Vanderbilt graduate Jess Neely, had the new T-formation offense along with new plastic shell helmets.

Tennessee led by General Bob Neyland still used the single wing and wore leather helmets.

All the Owls' points came in the first quarter. Buddy Russ and Huey Keeney combined on a 50-yard run-lateral for a touchdown, while Ralph Murphy blocked a Tennessee punt through the end zone for a safety.

Neely's Owls reeled off wins in nine of its last 10 games after a 7-6 loss to LSU to open the season.

Rice shared the Southwest Conference title with Arkansas, who upended the Owls 7-0 in Little Rock on Nov. 9.

Rice compiled a 9-2 record and earned a No. 10 ranking in the final AP poll.

Guard Weldon Humble won All-America honors, while Russ and Keeney notched All-SWC selections.

Scoring Summary

	1	2	3	4	F
Tennessee Volunteers	0	0	0	0	- 0
Rice Owls	8	0	0	0	- 8

SCORING SUMMARY

1st	Rice	Keeney 50 run (kick failed)
	Rice	Safety, Murphy blocks punt out of endzone
Attendance: NA		

Final Statistics

TEAM STATISTICS

	Rice	UT
FIRST DOWNS	9	5
NET YDS RUSHING	208	105
NET YDS PASSING	0	32
Comp-Att	0-4	4-19
TOTAL YDS	208	137
Penalty Yards	40	67
Punts-Avg	13-44.3	15-38.1
Fumbles Lost	3	0



Bowl History

1950 Cotton Bowl

Rice Owls **27**
North Carolina Tar Heels **13**
 Jan. 1, 1950 ♦ Cotton Bowl ♦ Dallas, Texas

The Rice trio of Torbin Rote, Froggy Williams and Billy Burkhalter lifted the Rice Institute to a 27-13 victory over North Carolina at the 1950 Cotton Bowl.

After a scoreless first quarter, the Owls kicked its offense into high gear with a pair of scores in the second stanza.

Rice added touchdowns in the third and fourth quarters to build a 27-0 lead.

The Tar Heels got on the scoreboard as Paul Rizzo tallied two late touchdowns for the final margin of 27-13.

Rote completed 9-of-17 passes for 140 yards and two touchdowns. Williams hauled in four catches for 55 yards, including a 17-yard scoring strike.

Burkhalter rushed for 74 yards, including a 12-yard TD run and caught the other scoring pass from Rote.

The win put the final touches on Rice's greatest season ever. The Owls ended the year ranked No. 5 by the Associated Press with a 10-1 record.

Williams and center Joe Watson were named All-America while tackle Ralph Murphy received All-SWC honors.

Scoring Summary

	1	2	3	4	F
North Carolina Tar Heels	0	0	0	13	- 13
Rice Owls	0	14	7	6	- 27


SCORING SUMMARY

1st	Rice	Burkhalter 44 pass from Rote (Williams kick)
	Rice	Lantrip 3 run (Williams kick)
3rd	Rice	Williams 17 pass from Rote (Williams kick)
4th	Rice	Burkhalter 12 run (kick failed)
	UNC	Rizzo 2 pass from Justice (Egbert Williams kick)
	UNC	Rizzo 2 run (Williams kick)
Attendance: 75,347		

Final Statistics

TEAM STATISTICS

	Rice	UNC
FIRST DOWNS	18	16
NET YDS RUSHING	226	174
NET YDS PASSING	152	80
Comp-Att	11-19	9-22
TOTAL YDS	378	254
Penalty Yards	26	30
Punts-Avg	4-42.8	6-38.0
Fumbles Lost	1	0



1954 Cotton Bowl

Rice Owls **28**
Alabama Crimson Tide **6**
 Jan. 1, 1954 ♦ Cotton Bowl ♦ Dallas, Texas

The most celebrated play in Rice football history highlighted the Owls' fourth straight bowl victory, a 28-6 triumph over Alabama at the 1954 Cotton Bowl.

Rice led 7-6 but faced first-and-15 from its own five-yard line.

Taking a handoff from quarterback Leroy Fenstemaker, Dicky Maegle took off around right end. A block by Blois Bridges allowed Maegle to turn the corner. Mac Taylor flattened another 'Bama defender while Gordon Kellogg took out the last man (Bart Starr). Maegle seemed to be long gone on his way to his second touchdown of the game.

As Maegle approached midfield, Alabama's Tommy Lewis jumped off the bench, stepped around a couple teammates, and ran laterally down the sideline before throwing a body block into Maegle's legs at the Crimson Tide 42-yard line.

Moments later, referee Cliff Shaw awarded Maegle and the Owls a 95-yard touchdown, the longest run in Cotton Bowl history.

Maegle also scored on runs of 79 and 34 yards en route to 265 rushing yards on only 11 carries, an unbelievable average of 24.1 yards per attempt.

Rice finished the season with a 9-2 record, ranked sixth in both the final AP and UPI polls.

Kosse Johnson and John Hudson won All-America status while Leo Rucka and Kenny Paul were named All-Southwest Conference.

Scoring Summary

	1	2	3	4	F
Alabama Crimson Tide	6	0	0	0	- 6
Rice Owls	0	14	7	7	- 28

SCORING SUMMARY

1st	UA	Lewis 1 run (kick blocked)
2nd	Rice	Maegle 79 run (Fenstemaker kick)
	Rice	Maegle awarded 95 run after bench tackle by Lewis (Fenstemaker kick)
3rd	Rice	Maegle 34 run (Fenstemaker kick)
4th	Rice	Grantham 7 run (Burk kick)
Attendance: 75,000		

Final Statistics

TEAM STATISTICS

	Rice	UA
FIRST DOWNS	14	11
NET YDS RUSHING	379	188
NET YDS PASSING	59	67
Comp-Att	4-10	7-16
TOTAL YDS	438	255
Penalty Yards	89	65
Punts-Avg	8-25.1	7-42.7
Fumbles Lost	0	4



Bowl History

1958 Cotton Bowl

Navy Midshipmen 20
Rice Owls 7

Jan. 1, 1958 ♦ Cotton Bowl ♦ Dallas, Texas

The Rice unbeaten streak in bowl games came to a close as Navy quarterback Tom Forrestal out dueled the Owls' tandem of King Hill and Frank Ryan as Navy emerged with a 20-7 win over Rice at the Cotton Bowl.

The Middies also took advantage of five Owl fumbles.

Forrestal and Ryan each set a Cotton Bowl record with 13 completions.

Rice Rice's only touchdown came on an eight-yard pass from Ryan to Ken Williams.

Rice's 1957 SWC championship was highlighted by a 7-6 win over top-ranked Texas A&M at a soldout Rice Stadium.

The Owls tallied a 7-4 overall mark and a No. 7 ranking by UPI, No. 8 by AP.

Hill was an All-America quarterback while end Buddy Dial, tackle Larry Whitmire and guard Matt Gorges were All-Southwest Conference selections.

Scoring Summary

	1	2	3	4	F
Navy Midshipmen	6	7	7	0	- 20
Rice Owls	0	0	7	0	- 7


SCORING SUMMARY

1st	Navy	Tranchini 1 run (kick failed)
2nd	Navy	Hurst 12 run (Oldham kick)
3rd	Navy	Oldham 19 run (Oldham kick)
	Rice	Williams 8 pass from Ryan (Hill kick)
Attendance: 75,500		

Final Statistics

TEAM STATISTICS

	Rice	Navy
FIRST DOWNS	14	21
NET YDS RUSHING	137	222
NET YDS PASSING	164	153
Comp-Att	14-27	13-27
TOTAL YDS	301	375
Penalty Yards	53	65
Punts-Avg	5-42.0	3-36.6
Fumbles Lost	5	3



1961 Sugar Bowl

Ole Miss Rebels 14
Rice Owls 6

Jan. 2, 1961 ♦ Tulane Stadium ♦ New Orleans, La.

Ole Miss quarterback Jake Gibbs teamed up with an opportunistic Rebel defense that spelled doom for Rice in a 14-6 defeat during the school's only trip to the Sugar Bowl.

Gibbs scored a pair of touchdowns, including one to in the game's opening moments to give Ole Miss an early 7-0 lead.

The Owls drove deep inside Rebel territory four times and were turned away each time without scoring.

The fifth time was a charm as Butch Blume scored on a two-yard run late in the third quarter to trim the deficit to 7-6.

Gibbs answered late in the fourth quarter with a 3-yard score for the final margin of 14-6.

Rice finished 7-4 in a three-way tie for second place in the Southwest Conference standings.

Rice end Johnny Burrell and guard Rufus King garnered All-Southwest Conference honors.

Scoring Summary

	1	2	3	4	F
Ole Miss Rebels	7	0	0	7	- 14
Rice Owls	0	6	0	0	- 6


SCORING SUMMARY

1st	UM	Gibbs 8 run (Green kick)
2nd	Rice	Blume 2 run (kick failed)
4th	UM	Gibbs 3 run (Green kick)
Attendance: 82,851		

Final Statistics

TEAM STATISTICS

	Rice	UM
FIRST DOWNS	19	13
NET YDS RUSHING	103	143
NET YDS PASSING	178	43
Comp-Att	14-28	5-15
TOTAL YDS	281	186
Penalty Yards	30	10
Punts-Avg	3-34.0	5-40.4
Fumbles Lost	0	1



Bowl History

1961 Bluebonnet Bowl

Kansas Jayhawks Rice Owls

33
7

Dec. 16, 1961 ♦ Rice Stadium ♦ Houston, Texas

Kansas scored 27 unanswered points aided by four rushing touchdowns by three different Jayhawks, turning a 7-6 Rice second quarterter lead into a 33-7 loss at the 1961 Bluebonnet Bowl.

Johnny Burrell caught a 5-yard touchdown pass from Randy Kerbow as the Owls grabbed the lead.

Rice's defense forced Kansas to punt on its next possession, but John Hadl mishandled the wet ball on the center's snap for the punt, recovered and went 41 yards on the broken play.

Three plays later, Kansas scored on Ken Coleman's second rushing touchdown of the day to take a 12-7 halftime lead.

A pair of scores by Roger McFarland on double reverse plays pushed the Owls into a 25-7 hole after three quarters.

The Jayhawks tacked on their fifth rushing score in the fourth quarter for the final margin of 33-7.

The Owls were 7-4 in 1961 and finished third in the Southwest Conference.

Burrell, tackle Robert Johnston and back Roland Jackson notched All-Southwest Conference accolades.

Scoring Summary

	1	2	3	4	F
Kansas Jayhawks	6	6	13	8	- 33
Rice Owls	0	7	0	0	- 7

SCORING SUMMARY

1st	KU	Coleman 1 run (kick failed)
2nd	Rice	Burrell 5 pass from Kerbow (Blume kick)
	KU	Coleman 1 run (kick failed)
3rd	KU	McFarland 9 run (Barnes kick)
	KU	McClinton 4 run (kick failed)
4th	KU	McFarland 12 run (Boydston pass to Hadl)
Attendance: 53,000		

Final Statistics

TEAM STATISTICS

	Rice	KU
FIRST DOWNS	11	21
NET YDS RUSHING	58	293
NET YDS PASSING	163	64
Comp-Att	11-20	2-7
TOTAL YDS	221	357
Penalty Yards	0	15
Punts-Avg	6-31.0	3-37.0
Fumbles Lost	3	0



Bowl History

2006 New Orleans Bowl

Troy
Rice Owls

41
17

Dec. 22, 2006 ♦ Louisiana Superdome ♦ New Orleans, La.

Rice quarterback Joel Armstrong threw for career-high 305 yards and a pair of touchdowns and Jarett Dillard set an NCAA mark for consecutive games with a touchdown, but Troy's Omar Haugabook proved to be even more productive as he led the Trojans to a 41-17 win in the R&L Carriers New Orleans Bowl.

It was a game of notable returns both for the Owls, who had not been bowling since 1961, and for the New Orleans Bowl, which had been forced to relocate in 2005 in the aftermath of Hurricane Katrina.

For the Owls, the game capped a magical run through the 2006 season, one in which they found themselves at 1-5 at the midpoint before ripping off six consecutive victories to earn their first bowl bid since 1961. Over 12,000 Owl fans descended on the Crescent City to celebrate the achievement, and even though the final result was not what they had hoped, the overall effect of the season was not diminished.

Haugabook, the unanimous MVP of the game, completed 14 of 28 for 217 yards. He also picked up 92 of Troy's 148 rushing yards. He led the Trojans to a quick 14-0 lead before Armstrong and the Owls found their offensive footing.

He completed seven consecutive passes to march Rice 76 yards, the last 11 coming when he found Mike Falco just inside the sideline marker for a touchdown to cut the margin to 14-7.

The Owls then held Troy without a first down and appeared to be driving to a tying score, but a holding call on third down wiped out a first down near midfield and Rice was forced to punt back to Troy. Haugabook then needed just three plays to cover 67 yards and push the lead back to 21-7.

The Owls were repeatedly frustrated by ill-timed holding calls, in addition to Haugabook, who extended the Troy led to 34-10 by the mid-point of the four quarter. At that point, the only suspense for Rice fans was if Dillard's streak of 12 games during the season with a score would come to an end.

Late in the second quarter, the streak appeared to have been extended when Armstrong connected with him from 52 yards out, but a holding call wiped out the play. As the game wore on, Dillard began to experience leg cramps, and he was not on the field as the Owls drove deep into Troy territory with less than six minutes to go.

But on fourth and goal from the Troy one-yard line, Dillard came back on the field and Armstrong hit him in the corner of the end zone for the score. It was his 15th consecutive game with a TD catch, dating to last season. His 13-game touchdown streak in 2006 set an NCAA record, breaking the mark of 12 set by Randy Moss in 1997 and matched by Larry Fitzgerald in 2003.

Armstrong finished the night with a school record 35 completions (in 54 attempts). He tied a school mark by throwing five interceptions to go along with his two TD passes.

Scoring Summary

	1	2	3	4	F
Troy Trojans	21	7	3	10	- 41
Rice Owls	7	3	0	7	- 17

SCORING SUMMARY

1st	Troy	Haugabook 2 run (Whibbs kick)
	Troy	Banks 3 pass from Haugabook (Whibbs kick)
	Rice	Falco 11 pass from Armstrong (Fangemeier kick)
	Troy	Terry 56 pass from Haugabook (Whibbs kick)
2nd	Rice	Fangmeier 43 FG
3rd	Troy	Whibbs 25 FG
4th	Troy	Whibbs 26 FB
	Rice	Dillard 1 pass from Armstrong (Fangmeier kick)
	Troy	Rutledge 5 pass from Haugabook (Whibbs kick)

Attendance: 24,791

Final Statistics

TEAM STATISTICS

	Rice	Troy
FIRST DOWNS	19	15
Rushing	3	8
Passing	13	7
Penalty	3	0
Rushing Attempts	21	33
Yds Gained Rushing	69	170
Yds Lost Rushing	30	22
NET YDS RUSHING	39	148
NET YDS PASSING	305	228
Comp-Att-Int	35-54-5	15-29-1
TOTAL PLAYS-YDS	75-344	62-376
Fumbles-Lost	2-0	0-0
Penalties-Yards	5-7-49	7-70
Punts-Avg	5-35.0	4-43.2
Punt Ret-Yds-TD	2-5-0	1-10-0
KO Ret-Yds-TD	5-78-0	2-46-0
INT Ret-Yds-TD	1-0-0	5-22-0
Possession Time	33:57	26:03
Third Down Conv	9-18	8-16
Fourth Down Conv	1-1	1-1
Red Zone Scores-Att	2-3	6-6
Sacks-Yds	2-11	4-16
Field Goals	1-1	2-2

LEADING TACKLERS

Rice	Terrance Garmon 8-1-9, Brian Raines 5-3-8, Marcus Rucker 6-0-6, Chad Price 3-2-5.
-------------	---

Troy

Leodis McKelvin 9-2-11, Marcus Richardson 7-1-8, Brannon Condren 7-0-7, Ryan Babb 6-1-7.
--

INDIVIDUAL STATISTICAL LEADERS

RUSHING	ATT	YDS	TD
Rice			
Joel Armstrong	16	35	0
Quinton Smith	5	4	0

Troy

Oarm Haugabook	14	92	1
Kenny Cattouse	12	36	0
Anthony Jones	5	18	0

PASSING

	A-C-I	YDS	TD
Rice			
Joel Armstrong	54-35-5	305	2

Troy


Omar Haugabook	28-14-1	217	4
Justin Bray	1-1-0	11	0

RECEIVING

	REC	YDS	TD
Rice			
Jarett Dillard	9	71	1
Quinton Smith	8	75	0
Mike Falco	6	49	1
Corbin Smiter	6	48	0

Troy

Mykeal Terry	2	96	1
Andrew Davis	2	35	1
Kenny Cattouse	2	19	0
Gary Banks	2	8	1



Bowl History

2008 Texas Bowl

Rice Owls **38**
Western Michigan Broncos **14**
Dec. 30, 2008 ♦ Reliant Stadium ♦ Houston, Texas

Rice ended more than 50 years of postseason frustration with a near-perfect performance in the 2008 Texas Bowl.

Chase Clement threw three touchdown passes, ran for a score and caught a TD pass from Jarett Dillard to lead the Owls to a 38-14 win over Western Michigan at Reliant Stadium.

Just a 15-minute drive from their campus, the Owls won a bowl game for the first time since the 1954 Cotton Bowl and reached 10 victories for the first time since 1949.

Clement went 30-for-44 for 307 yards and was the game's Most Valuable Player. Dillard caught his nation-leading 20th touchdown of the season. He finished his Rice career with 60 career TD catches, an NCAA record by 10, and also tied former Memphis running back DeAngelo Williams' Conference USA record for career touchdowns.

The performance by Rice's defense may have been just as remarkable.

The Owls were giving up 467 yards and 35 points per game, but shut out the high-scoring Broncos for more than three quarters before Tim Hiller threw a 2-yard TD pass to Kirk Elsworth with 6:33 left in the game.

Western Michigan, ranked 24th in total offense coming in, gained only 278 yards and went 3-for-14 on third down. Hiller, who led the Mid-American Conference in yards passing, went 19-for-42 for 198 yards with two interceptions.

Jamarko Simmons caught a 9-yard pass on the Broncos' first play from scrimmage, setting a school record with his 99th reception of the season. But Juan Nunez dropped a touchdown pass behind the Rice defense and John Potter missed a 51-yard field-goal try, setting the tone for the Broncos' night.

Western Michigan safety Louis Delmas was called for pass interference to set up Clement's 26-yard touchdown run with 5:21 left in the first quarter. It was Clement's 12th rushing TD of the season.

The Owls' defense stuffed Brandon West on a third-and-1 from the Western 39, Clement threw a 29-yard pass to James Casey and Clark Fangmeier kicked a 30-yard field goal to put the Owls up 10-0.

Corbin Smiter couldn't handle a third-down pass from Clement early in the second quarter, but Broncos safety Mario Armstrong was flagged for a high hit that knocked off Smiter's helmet. A pass interference call on cornerback Londen Fryar gave the Owls a first down at the 2 and Toren Dixon caught a TD pass from Clement with 6:53 left in the first half to make it 17-0.

Rice safety Andrew Sendejo leaped for an interception on the Broncos' next drive. The Owls led Conference USA in turnover margin during the regular season (plus-13). Under heavy pressure, Clement threw a 45-yard touchdown pass to Casey with 1:15 remaining in the half for a 24-0 lead.

The Broncos had 90 yards and six first downs in the opening half. Hiller went 10-for-22 for 69 yards and was intercepted by Rice's Chris Jones on the last play before the break.

Western Michigan receivers dropped third-down passes on the first two series of the second half, dropping the Broncos to 1-for-9 on third downs for the game.

Rice converted a fourth down from the Broncos 25. Then, Clement passed to Dillard, who threw back to a wide-open Clement for a touchdown and a 31-0 lead. It was Dillard's first career completion and the 51st touchdown produced by the duo, but the first with the roles reversed.

Dillard caught an 18-yard pass from Clement in the fourth quarter to give Rice a 38-0 lead. The Owls had never scored more than 28 points in eight previous bowls.

Scoring Summary

	1	2	3	4	F
Western Michigan Broncos	0	0	0	14	- 14
Rice Owls	10	14	7	7	- 38

SCORING SUMMARY

1st	5:21	Rice	Clement 26 run (Fangmeier kick)
	0:22	Rice	Fangmeier 30 FG
2nd	6:53	Rice	Dixon 6 pass frm Clement (Fangmeier kick)
	1:15	Rice	Casey 45 pass from Clement (Fangmeier kick)
3rd	6:35	Rice	Clement 13 pass from Dillard (Fangmeier kick)
4th	9:38	Rice	Dillard 18 pass from Clement (Fangmeier kick)
	6:33	WMU	Elsworth 2 pass from Hiller (Potter kick)
	0:25	WMU	Julien 13 pass from Hiller (Potter kick)

Final Statistics

TEAM STATISTICS

	WMU	Rice
FIRST DOWNS	15	28
Rushing	3	9
Passing	11	16
Penalty	1	3
Rushing Attempts	19	37
Yds Gained Rushing	63	166
Yds Lost Rushing	2	31
NET YDS RUSHING	61	135
NET YDS PASSING	217	320
Comp-Att-Int	20-43-2	31-47-0
TOTAL PLAYS-YDS	62-278	84-455
Fumbles-Lost	0-0	0-0
Penalties-Yards	5-53	8-64
Punts-Avg	5-36.4	4-34.5
Punt Ret-Yds-TD	3-19-0	3-15-0
KO Ret-Yds-TD	6-87-0	2-42-0
INT Ret-Yds-TD	0-0-0	2-0-0
Possession Time	21:31	38:29
Third Down Conv	3-14	13-20
Fourth Down Conv	2-3	1-1
Red Zone Scores-Att	2-3	4-4
Sacks-Yds	3-29	0-0
Field Goals	0-1	1-1

LEADING TACKLERS

Western Michigan
Louis Delmas 8-2-10, E.J. Biggers 8-0-0, C.J. Wilson 6-0-6.

Rice

Travis Bradshaw 7-1-8, Chance Talbert 5-0-5, Chris Jones 4-1-5, Andrew Sendejo 4-0-4, Brian Raines 3-1-4, Terrance Garmon 2-2-4.

INDIVIDUAL STATISTICAL LEADERS

	RUSHING	ATT	YDS	TD
Western Michigan				
Brandon Wester	15	56	0	
Aaron Winchester	2	5	5	
Rice				
Chase Clement	12	72	1	
C.J. Ugokwe	17	54	0	
Jeremy Goodson	3	14	0	
James Casey	3	10	0	
PASSING	A-C-I	YDS	TD	
Western Michigan				
Tim Hiller	19-42-2	198	2	
E.J. Biggers	1-1-0	19	0	
Rice				
Chase Clement	30-44-0	307	3	
Jarett Dillard	1-2-0	13	1	
Jeremy Goodson	0-1-0	0	0	
RECEIVING	REC	YDS	TD	
Western Michigan				
Jamarko Simmons	6	92	0	
Brandon West	6	2	0	
Schneider Julien	3	30	1	
Juan Nunez	2	40	0	
Rice				
Jarett Dillard	8	86	1	
Toren Dixon	8	58	1	
James Casey	7	112	1	
Jeremy Goodson	3	22	0	
Corbin Smiter	2	18	0	
Chase Clement	1	13	1	



Bowl History

2012 Armed Forces Bowl

Rice Owls **34**
Air Force Falcons **14**
 Dec. 29, 2012 ♦ Amon G. Carter Stadium ♦ Fort Worth, Texas

Driphus Jackson and Jordan Taylor sparked a second-half offensive explosion while the Rice defense totally dominated on of the top rushing offenses in the country and the Owls downed Air Force 33-14 in the 10th annual Bell Helicopter Armed Forces Bowl in Fort Worth.

Playing in a newly-renovated Amon G. Carter Stadium the site of so many past memories from the days when Rice and TCU were Southwest Conference rivals, the 2012 Owls closed out a remarkable sprint to the finish, winning their fifth straight and sixth in the last seven to rescue a season that saw them open 1-5.

Jackson came on in relief at quarterback just before halftime after Taylor McHargue was knocked out of the game. He threw for 264 yards and a pair of touchdowns as the Owls outscored the Falcons 26-0 in the second half.

Taylor matched the legendary Dicky Maegle's effort in the 1954 Cotton Bowl, scoring three times on touchdown receptions. He finished with a career-best nine catches and set a Rice bowl record with 153 yards receiving to earn Rice MVP honors as well as a spot on several All-Bowl game teams.

After taking an early 7-0 led, the Owls found themselves down 14-7 at the half thanks in part to three turnovers. But they played error-free football in the second half on offense, while the Rice defense throttled the Air Force rushing game to just 25 yards in the second half.

Air Force entered the game ranked second in the country, averaging 328 yards per game, but the Owls held them to just 166 in the game, only the fourth time in the last four years a team had held them under 170.

After the Owls' defense stopped the initial Falcons' possession of the second half, the offense put together an eight play, 87-yard drive to knot the score on a 22-yard pass from Jackson to Taylor.

Rice went ahead to stay on their next possession, eating up the rest of the third quarter as they marched 74 yards in nine plays. Two plays into the fourth quarter, Charles Ross barged in from two yards out to make it 21-14.

The Rice defense held Air Force to four three-and-outs in the last half and the offense never gave the Falcons a chance to get back into the game, holding on to the ball for 20:31 in the second half.

The win was the Owls second straight in a bowl game under David Bailiff, allowing him to join Jess Neely as the only coaches in school history to have won multiple bowl games.

Scoring Summary

	1	2	3	4	F
Rice Owls	7	0	7	19	- 33
Air Force Falcons	0	14	0	0	- 14

SCORING SUMMARY

1st	4:05	RICE	Taylor 16 yd pass from McHargue (Boswell kick)
2nd	6:14	AF	Pearson 9 yd run (Herrington kick)
	2:36	AF	Cobb 1 yd run (Herrington kick)
3rd	9:30	RICE	Taylor 22 yd pass from Jackson (Boswell kick)
4th	14:25	RICE	Ross 2 yd run (Boswell kick)
	11:18	RICE	Boswell 24 yd field goal
	4:31	RICE	Boswell 25 yd field goal
	1:38	RICE	Taylor 34 yd pass from Jackson (kick blocked)

Attendance: 40,754

Final Statistics

TEAM STATISTICS

	Rice	AF
FIRST DOWNS	24	12
Rushing	9	10
Passing	13	2
Penalty	2	0
Rushing Attempts	54	48
Yds Gained Rushing	243	184
Yds Lost Rushing	35	18
NET YARDS RUSHING	208	166
NET YARDS PASSING	295	48
Comp-Att-Int	21-29-0	3-12-1
TOTAL PLAYS-YDS	83-503	60-214
Fumbles-Lost	5-3	2-2
Penalties-Yards	5-35	5-45
Punts-Avg.	2-36.5	7-31.3
Punt Ret-Yards-TD	2-13-0	0-0-0
KO Ret-Yds-TD	3-47-0	4-82-0
INT Ret-Yds-TD	1-0-0	0-0-0
Possession Time	37:52	22:08
Third-Down Conv	10-20	4-14
Fourth-Down Conv	1-2	1-2
Red-Zone Scores-Att	4-6	2-2
Sacks-Yards	2-11	2-12
Field Goals	2-3	0-0

LEADING TACKLERS

Rice
 Cameron Nwosu 6-4-10; Julius White 5-3-8; Paul Porras 5-2-7.

Air Force

Austin Niklas 11-3-14; Alex Means 8-4-12; Brian Lindsay 8-1-9.

INDIVIDUAL STATISTICAL LEADERS

RUSHING	ATT	YDS	TD
Rice			
Turner Petersen	9	81	0
Charles Ross	16	57	1
Taylor McHargue	10	39	0
Driphus Jackson	13	32	0

Air Force

Ty McCarthur	9	48	0
Wes Cobb	13	39	1
Cody Getz	7	35	0
Connor Dietz	6	11	0

PASSING

C-A-I	YDS	TD	
Rice			
Driphus Jackson	15-21-0	264	2
Taylor McHargue	6-8-0	31	1

Air Force

Kale Pearson	2-8-1	44	0
--------------	-------	----	---

RECEIVING

REC	YDS	TD	
Rice			
Jordan Taylor	9	153	30
Sam McGuffie	5	80	0
Turner Petersen	3	11	0

Air Force

Don Strickland	1	29	0
Drew Coleman	13	15	0
Marc Hendricks	1	4	0



Bowl History

2013 Liberty Bowl

Mississippi State Bulldogs 44
Rice Owls 7

Dec. 31, 2013 ♦ Liberty Bowl Stadium ♦ Memphis, Tenn.

Rice saw its hopes to add one final chapter to a championship season come to an abrupt end as Mississippi State spotted the Owls an early lead, then scored 44 consecutive points to capture the 55th AutoZone Liberty Bowl 44-7 in Memphis on Tuesday.

Dak Prescott, who sparked the Bulldogs (7-6) to bowl eligibility with a dramatic return to the lineup against arch rival Ole Miss in the Egg Bowl, threw for 283 yards and three scores and added 78 yards and two more touchdowns on the ground to earn MVP honors. He teamed with wide receiver Jameon Lewis for most of the damage through the air, as Lewis set a school record with 220 receiving yards on nine receptions.

The Owls (10-4) were looking to win 11 games for the first time in school history and the used a familiar script to take an early 7-0 lead.

Phillip Gaines recovered a fumble on MSU's first possession, and nine plays later, Charles Ross bulled over from a yard out to give Rice a 7-0 lead. It marked the 13th time in 14 games this year that the Owls had scored first, and it was Ross' 36th career touchdown, moving him into third place on the Rice career list. Ross also became the first Owl to score in consecutive bowl games.

Prescott's first TD pass knotted the game at 7-7 after one quarter and then led the Bulldogs to 20 points in the second stanza. He was masterful on third down, converting a series of third and long challenges to keep scoring drives alive.

While Prescott was frustrating the Rice defense, the Bulldog defenders clamped down on the Owls offense.

Rice gained 82 yards on 19 plays in the first quarter, but could gain only an addition 63 the remainder of the game. Ross ran for 22 yards in the first quarter, but gained only six the rest of the way to close out his career with 2,689, second best in school history.

He was selected by the media as the Owls Offensive Player of the Game, while linebacker James Radcliffe, who forced the fumble that set up the Owls opening score, was tabbed as the Owls Defensive Player of the Game.

Rice was lead on defense by senior linebacker Michael Kutzler, who wrapped up a stellar season with 10 tackles, while sophomore defensive tackle Christian Covington was credited with a career-high eight tackles and blocked an PAT.

Scoring Summary

	1	2	3	4	F
Rice Owls	7	0	0	0	- 7
Mississippi State	7	20	14	3	- 44

SCORING SUMMARY

1st	6:41	RICE	Ross 1 yd run (Boswell kick)
	2:01	MSU	Perkins 10 yd pass from Prescott (Sobiesk kick)
2nd	9:49	MSU	Shumpert 1 yd run (Sobiesk kick)
	4:32	MSU	Johnson 13 yd pass from Prescott (Sobiesk kick)
	0:10	MSU	Samuel 4 yd pass from Prescott (Sobiesk kick)
3rd	7:25	MSU	Prescott 5 yd run (Sobiesk kick)
	1:42	MSU	Prescott 11 yd run (Sobiesk kick)
4th	4:45	MSU	Earhart 19 yd field goal
Attendance: 57,846			

Final Statistics

TEAM STATISTICS

	Rice	MSU
FIRST DOWNS	7	27
Rushing	3	15
Passing	3	12
Penalty	1	0
Rushing Attempts	32	46
Yds Gained Rushing	82	256
Yds Lost Rushing	21	17
NET YARDS RUSHING	61	239
NET YARDS PASSING	84	294
Comp-Att-Int	8-16-0	18-30-0
TOTAL PLAYS-YDS	48-145	76-533
Fumbles-Lost	2-1	1-1
Penalties-Yards	3-18	2-30
Punts-Avg.	7-39.4	1-31
Punt Ret-Yards-TD	0-0-0	4-33-0
KO Ret-Yds-TD	6-83-0	1-27-0
INT Ret-Yds-TD	0-0-0	0-0-0
Possession Time	24:42	35:18
Third-Down Conv	4-14	8-12
Fourth-Down Conv	1-2	0-1
Red-Zone Scores-Att	1-1	7-8
Sacks-Yards	1-7	4-20
Field Goals	0-0	1-1


LEADING TACKLERS

Rice
 Michael Kutzler 6-4-10; Christian Covington 6-2-8; Julius White 6-2-8.

Mississippi State
 Preston Smith 4-2-6; Zach Jackson 4-0-4; Deontay Evans 2-2-4.

INDIVIDUAL STATISTICAL LEADERS

	RUSHING	ATT	YDS	TD
Rice				
Charles Ross	10	28	1	
Jowan Davis	7	21	0	
Luke Turner	4	17	0	
Mississippi State				
Dak Prescott	14	78	2	
LaDarius Perkins	13	47	0	
Josh Robinson	3	45	0	
Ashton Shumpert	7	31	1	
PASSING	C-A-I	YDS	TD	
Rice				
Taylor McHargue	8-15-0	84	0	
Driphus Jackson	0-1-0	0	0	
Mississippi State				
Dak Prescott	17-28-0	283	3	
Damian Williams	1-2-0	11	0	
RECEIVING	REC	YDS	TD	
Rice				
Dennis Parks	3	38	0	
Connor Cella	1	19	0	
Klein Kubiak	1	15	0	
Mississippi State				
Jameon Lewis	9	220	0	
De-Runnya Wilson	3	37	0	
Malcolm Johnson	1	13	1	
LaDarius Perkins	1	10	1	
Robert Johnson	1	10	1	



Bowl History

2014 Hawai'i Bowl

Fresno State Bulldogs Rice Owls

6
30

Dec. 24, 2014 ♦ Aloha Stadium ♦ Honolulu, Hi.

Rice junior quarterback Driphus Jackson set a school bowl record by throwing for 318 yards and tied a second with three touchdown passes, while a rejuvenated Owls defense held Fresno State out of the end zone to lead them to a 30-6 win in the 13th Hawai'i Bowl at Honolulu's Aloha Stadium on Christmas Eve.

The victory marked a redemptive rebound for the Owls defense, who surrendered 76 points in their regular season finale at Louisiana Tech in late November. They bottled up the Mountain West's fourth-best offense, holding the Bulldogs to 158 yards and 22 points below their season averages. Fresno State ran only two plays inside the red zone for -3 yards and was held to -4 yards on seven plays inside the Owls' 25. It marked the first time in the history of the Hawai'i Bowl that a team was held without a touchdown and was the first time Rice had held a foe out of the end zone since the Memphis game in 2011.

The win allowed the Owls (8-5) to reach eight wins in a season for just the ninth time in school history. It also guaranteed Conference USA a winning record in bowl season. Conference teams have posted a 3-1 mark with Tech set to face Illinois on Friday.

Jackson made an immediate statement in the opening quarter, leading the Owls to a 16-3 lead that proved to be all they would need to grab their third bowl title in four opportunities under head coach David Bailiff.

Jackson and the Owls started quickly, marching down the field for an opening field goal, but then saw Fresno State answer with a field goal of its own thanks to a pair of penalties by the defense.

But he had a quick answer for the Bulldogs hopes, combining on a 53-yard pass play to Dennis Parks which set up a 14-yard touchdown toss to Jordan Taylor. Rice got the ball right back on the Bulldogs first play after the score as J.T. Blasingame picked up his first career interception and Jackson wasted no time, hitting Mario Hull on a 69-yard scoring play which was the longest touchdown pass in Rice Bowl history.

The 16-point first quarter was the most productive opening bowl quarter in school history and the most points in any bowl game quarter since the Owls scored 21 in the second quarter of their first-ever bowl appearance, the 1938 Cotton Bowl.

Fresno State tallied a second field goal in the second quarter to cut the margin to 16-6 at halftime and after the teams traded punts to open the third quarter, the Bulldogs' Marteze Waller broke off a 41-yard gain to the Rice 24 to put them on the doorstep of more points. But the drive stalled and on fourth down Brian Nordstrom broke through to block the field goal attempt.

Nordstrom and the rest of the Rice defense consistently rose to meet each challenge fashioned by Fresno State, thanks in large part to 12 tackles for loss and a stout effort on fourth down as the Owls stopped the Bulldogs four times on fourth down to run their season total to 15 stops in 20 chances (25%).

Nordstrom's blocked field goal seemed to inspire the Rice offense, which had lost its momentum after the momentous opening effort.

Jackson was 4-4 on the drive which ended when he hit Parks up the sideline and the junior from San Antonio applied a stiff arm on his final pursuer to free him on a 40-yard touchdown and push him over 100 yards receiving for the first time in his career. His 109 yards on the day marked just the third time in school history a receiver has topped 100 yards in a bowl game (Jordan Taylor, 153 vs. Air Force; James Casey, 112 vs. Western Michigan). Darik Dillard set up his own one-yard TD run in the fourth quarter after taking a screen pass from Jackson and rambling 58 yards to the Fresno State one. The TD was Dillard's 11th on the ground this season and was his 16th career touchdown.

The bowl victory was head coach David Bailiff's third in four tries with Rice, matching Jess Neely for the most career bowl victories by an Owls head coach, and was the eighth of the year. This is the ninth time in school history the Owls have won eight or more games in a season and they have now won the most games in two (18) and three (25) seasons in school history.

Jackson finished the day completing 15-of-24 passes for 318 yards and three touchdowns and added 41 on the ground to finish with a career-best 359 yards of total offense while being named Rice's team MVP.

Scoring Summary

	1	2	3	4	F
Fresno State	3	3	0	0	- 6
Rice Owls	16	0	7	7	- 30

SCORING SUMMARY

1st 6:41	RICE	Ross 1 yd run (Boswell kick)
1st 10:32	RICE	Hairston 21 yd field goal
2:16	FS	Kroening 44 yd field goal
0:23	RICE	Taylor 14 yd reception (PAT failed)
0:04	RICE	Hull 69 yd reception (Hairston kick)
2nd 8:53	FS	Kroening 40 yd field goal
3rd 6:18	RICE	Parks 40 yd reception (Hairston kick)
4th 10:07	RICE	Dillard 1 yd run (Hairston kick)

Final Statistics

TEAM STATISTICS

	FSU	Rice
FIRST DOWNS	15	16
Rushing	7	7
Passing	6	8
Penalty	2	1
Rushing Attempts	42	40
Yds Gained Rushing	205	163
Yds Lost Rushing	43	48
NET YDS RUSHING	162	137
NET YDS PASSING	93	326
Comp-Att-Int	17-38-2	16-26-0
TOTAL PLAYS-YDS	80-255	66-463
Fumbles-Lost	1-0	0-0
Penalties-Yards	1-15	12-100
Punts-Avg	6-43.5	8-40.5
Punt Ret-Yds-TD	2-9-0	2-8-0
KO Ret-Yds-TD	2-40-0	2-41-0
INT Ret-Yds-TD	0-0-0	2-0-0
Possession Time	27:45	32:15
Third Down Conv	7 of 21	3 of 14
Fourth Down Conv	0 of 4	0 of 1
Red Zone Scores-Att	0-1	3-3
Sacks-Yds	2-14	4-24
Field Goals	2-3	1-1

LEADING TACKLERS

Fresno State
Karl Mickelsen 9-2-11
Ejiro Ederaine 7-4-11
Derron Smith 7-0-7
Rice
Alex Lyons 8-0-8
Julius White 7-1-8
Bryce Callahan 6-0-6

INDIVIDUAL STATISTICAL LEADERS

Fresno State	C-A-I	YDS	TD
Marteze Waller	15	76	0
Josh Quezada	12	52	0
Brian Burrell	9	32	0
Zack Greenlee	4	7	0
Rice			
Jowan Davis	13	46	0
Luke Turner	6	42	0
Driphus Jackson	13	41	0
Brandon Hamilton	2	5	0
PASSING			
Fresno State			
Brian Burrell	10-20-2	44	0
Zack Greenlee	7-18-0	49	0
Rice			
Driphus Jackson	15-24-0	318	3
Luke Turner	1-2-0	8	0
RECEIVING			
Fresno State			
Josh Harper	4	25	0
Greg Watson	4	14	0
Justin Johnson	2	15	0
Josh Quezada	2	6	0
Rice			
Dennis Parks	5	109	1
Jordan Taylor	5	61	1
Mario Hull	3	82	1
Darik Dillard	2	57	0



Bowl Records

RICE RECORDS

RUSHING

ATTEMPTS

1 Frank Ryan (Navy, 1958)	17
C.J. Ugokwe (Western Michigan, 2008)	17
3 Billy Burkhalter (UNC, 1950)	16
Joel Armstrong (Troy, 2006)	16
Charles Ross (Air Force, 2012)	16

YARDS

1 Dicky Maegle (Alabama, 1954)	265
2 Carl Russ (Tennessee, 1947)	83
3 Turner Peterson (Air Force, 2012)	81
4 Ernie Lain (Colorado, 1938)	78
5 Billy Burkhalter (UNC, 1950)	74

YARDS PER CARRY (MIN. 10)

1 Dicky Maegle (Alabama, 1954)	24.1
2 Carl Russ (Tennessee, 1947)	6.9
3 Chase Clement (Western Michigan, 2008)	6.0
4 Ernie Lain (Colorado, 1938)	5.6
5 Billy Burkhalter (UNC, 1950)	4.6

TOUCHDOWNS

1 Dicky Maegle (Alabama, 1954)	3
--------------------------------	---

LONGEST RUNS (TDs)

1 Dicky Maegle (Alabama, 1954)	95
2 Dicky Maegle (Alabama, 1954)	79
3 Huey Keeney (Tennessee, 1947)	50

PASSING

ATTEMPTS

1 Joel Armstrong (Troy, 2006)	54
2 Chase Clement (Western Michigan, 2008)	44
3 Frank Ryan (Navy, 1958)	22
4 Driphus Jackson (Air Force, 2012)	21
5 Billy Cox (Ole Miss, 1961)	20

COMPLETIONS

1 Joel Armstrong (Troy, 2006)	35
2 Chase Clement (Western Michigan, 2008)	30
3 Driphus Jackson (Fresno State, 2014)	24
4 Driphus Jackson (Air Force, 2012)	15
5 Frank Ryan (Navy, 1958)	13

YARDS

1 Driphus Jackson (Fresno State, 2014)	318
2 Chase Clement (Western Michigan, 2008)	307
3 Joel Armstrong (Troy, 2006)	305
4 Driphus Jackson (Air Force, 2012)	264
5 Randy Kerbow (Kansas, 1961)	156

TOUCHDOWNS

1 Ernie Lain (Colorado, 1938)	3
Chase Clement (Western Michigan, 2008)	3
Driphus Jackson (Fresno State, 2014)	3
4 Tobin Rote (UNC, 1950)	2
Joel Armstrong (Troy, 2006)	2
Driphus Jackson (Air Force, 2012)	2

LONGEST TOUCHDOWN PASS

1 Driphus Jackson (Fresno State, 2014)	69
2 Chase Clement (Western Michigan, 2008)	45
3 Tobin Rote (UNC, 1950)	44
4 Driphus Jackson (Fresno State, 2014)	40
5 Ernie Lain (Colorado, 1938)	37

INTERCEPTIONS

1 Joel Armstrong (Troy, 2006)	5
2 Virgil Eikenberg (Tennessee, 1947)	2
Randy Kerbow (Kansas, 1961)	2

RECEIVING

RECEPTIONS

1 Jarett Dillard (Troy, 2006)	9
Jordan Taylor (Air Force, 2012)	9
3 Quinton Smith (Troy, 2006)	8
Jarett Dillard (Western Michigan, 2008)	8
Toren Dixon (Western Michigan, 2008)	8

YARDS

1 Jordan Taylor (Air Force, 2012)	153
2 James Casey (Western Michigan, 2008)	112
3 Dennis Parks (Fresno State, 2014)	109
4 Jarett Dillard (Western Michigan, 2008)	86
5 Mario Hull (Fresno State, 2014)	82

TOUCHDOWNS

1 Jordan Taylor (Air Force, 2012)	3
2 15 Players	1
Last: Dennis Parks (Fresno State 2014-3rd Q)	

TOTAL OFFENSE

YARDS

TOTAL (RUSH-PASS)

1 Chase Clement (Western Michigan, 2008)	379 (72-307)
2 Driphus Jackson (Fresno State, 2014)	359 (41-318)
3 Joel Armstrong (Troy, 2006)	340 (35-305)
4 Driphus Jackson (Air Force, 2012)	296 (32-264)
5 Dicky Maegle (Alabama, 1954)	265 (265-0)

SCORING

TOTAL POINTS

1 Dicky Maegle (Alabama, 1954)	18
Jordan Taylor (Air Force, 2012)	18
3 Billy Burkhalter (UNC, 1950)	12
Chase Clement (Western Michigan, 2008)	12
5 Froggy Williams (UNC, 1950)	9

TOUCHDOWNS

RUSH-PASS

1 Dicky Maegle (Alabama, 1954)	3 (3-0)
2 Billy Burkhalter (UNC, 1950)	2 (1-1)
Chase Clement (Western Michigan, 2008)	2 (1-1)

PATs

1 Clark Fangmeier (Western Michigan, 2008)	5
2 Red Vestal (Colorado, 1938)	4
3 Leroy Fenstemaker (Alabama, 1954)	3
Chris Boswell (Air Force, 2012)	3

FIELD GOALS

1 Chris Boswell (Air Force, 2012)	2 (24, 25)
-----------------------------------	------------

2 Clark Fangmeier (Troy, 2008)	1 (30)
Clark Fangmeier (Western Michigan, 2008)	1 (30)

SAFETY

1 Tennessee (1947)	1
--------------------	---

PUNTING

TOTAL PUNTS

1 Huey Keeney (Tennessee, 1947)	13
2 Team (Kansas, 1961)	11
3 Team (Colorado, 1938)	9
4 Team (Alabama, 1954)	8
James Farrimond (Fresno State, 2014)	8

AVERAGE YARDS

1 Huey Keeney (Tennessee, 1947)	44.3
2 Gordon Wyatt (UNC, 1950)	42.8
2 Team (Colorado, 1938)	42.8
4 James Farrimond (Fresno State, 2014)	40.5
5 James Farrimond (Mississippi State, 2013)	39.4

OPPONENT RECORDS

RUSHING

ATTEMPTS

1 Whizzer White (Colorado, 1938)	23
2 Billy Hayes (UNC, 1950)	19
3 Ken Coleman (Kansas, 1961)	18
4 Charlie Justice (UNC, 1950)	16
5 Jim Anderson (Ole Miss, 1961)	15
Brandon West (Western Michigan, 2008)	15
Marteze Waller (Fresno State, 2014)	15

YARDS

1 Billy Hayes (UNC, 1950)	107
Ken Coleman (Kansas, 1961)	107
3 Omar Haugabook (Troy, 2006)	92
4 Dak Prescott (Mississippi State, 2013)	78
5 Marteze Waller (Fresno State, 2014)	76

YARDS PER CARRY (MIN. 10)

1 Omar Haugabook (Troy, 2006)	6.6
2 Ken Coleman (Kansas, 1961)	5.9
3 Billy Hayes (UNC, 1950)	5.6
Dak Prescott (Mississippi State, 2013)	5.6
5 Marteze Waller (Fresno State, 2014)	5.1

TOUCHDOWNS

1 Jake Gibbs (Ole Miss, 1961)	2
Ken Coleman (Kansas, 1961)	2
Roger McFarland (Kansas, 1961)	2
Dak Prescott (Mississippi State, 2013)	2

PASSING

ATTEMPTS

1 Tim Hiller (Western Michigan, 2008)	42
2 Omar Haugabook (Troy, 2006)	28
Dak Prescott (Mississippi State, 2013)	28
4 Tom Forrestal (Navy, 1958)	24
5 Brian Burrell (Fresno State, 2014)	20

Bowl Records

COMPLETIONS

1 Tim Hiller (Western Michigan, 2008)	19
2 Dak Prescott (Mississippi State, 2013)	17
3 Omar Haugabook (Troy, 2006)	14
4 Tom Forrester (Navy, 1958)	13
5 Brian Burrell (Fresno State, 2014)	10

YARDS

1 Dak Prescott (Mississippi State, 2013)	283
2 Omar Haugabook (Troy, 2006)	217
3 Tim Hiller (Western Michigan, 2008)	198
4 Tom Forrester (Navy, 1958)	153
5 Bart Starr (Alabama, 1954)	67

TOUCHDOWNS

1 Omar Haugabook (Troy, 2006)	4
2 Dak Prescott (Mississippi State, 2013)	3
3 Tim Hiller (Western Michigan, 2008)	2
Brian Burrell (Fresno State, 2014)	2

RECEIVING

RECEPTIONS

1 Jameon Lewis (Mississippi State, 2013)	9
2 Jamarko Simmons (Western Michigan, 2008)	6
Brandon West (Western Michigan, 2008)	6
4 Art Weiner (North Carolina, 1950)	5
John Ruth (Navy, 1958)	5

YARDS

1 Jameon Lewis (Mississippi State, 2013)	220
2 Mykeal Terry (Troy, 2006)	96
3 Jamarko Simmons (Western Michigan, 2008)	92
4 John Ruth (Navy, 1958)	62
5 Peter Jokanovich (Navy, 1958)	47

TOUCHDOWN

1 11 Players	1
Last: Artimas Samuel (Mississippi State, 2013-3rd Q)	

TOTAL OFFENSE

YARDS	TOTAL (RUSH-PASS)
1 Dak Prescott (Mississippi State, 2013)	361 (78-283)
2 Omar Haugabook (Troy, 2006)	309 (92-217)
3 Tim Hiller (Western Michigan, 2008)	198 (0-198)
4 Tom Forrester (Navy, 1958)	187 (34-153)
5 Charlie Justice (UNC, 1950)	130 (58-63-8)

SCORING

POINTS

1 Paul Rizzo (UNC, 1950)	12
Ken Coleman (Kansas, 1961)	12
Roger McFarland (Kansas, 1961)	12
Jake Gibbs (Ole Miss, 1961)	12
Dak Prescott (Mississippi State, 2013)	12

TOUCHDOWNS

1 Paul Rizzo (UNC, 1950)	2
Ken Coleman (Kansas, 1961)	2
Roger McFarland (Kansas, 1961)	2
Jake Gibbs (Ole Miss, 1961)	2
Dak Prescott (Mississippi State, 2013)	2

PATs

1 Greg Whibbs (Troy, 2006)	5
Evam Sobiesk (Mississippi State, 2013)	5
3 Parker Herrington (Air Force, 2012)	2
Allen Grenn (Ole Miss, 1961)	2
Ned Oldham (Navy, 1958)	2
Whizzer White (Colorado, 1938)	2
John Potter (Western Michigan, 2008)	2

INTERCEPTION RETURN

1 Whizzer White (Colorado, 1938)	47 (TD)
----------------------------------	---------

RICE TEAM OFFENSE

RUSHING

ATTEMPTS

1 North Carolina (1950)	54
Alabama (1954)	54
Air Force (2012)	54
4 Ole Miss (1961)	53
5 Colorado (1938)	41

YARDS

1 Alabama (1954)	379
2 Colorado (1938)	257
3 North Carolina (1950)	226
4 Tennessee (1947)	208
Air Force (2012)	208

YARDS PER CARRY

1 Alabama (1954)	7.1
2 Colorado (1938)	6.3
3 North Carolina (1950)	4.2
4 Air Force (1954)	3.9
5 Western Michigan (2008)	3.6

TOUCHDOWNS

1 Alabama (1954)	4
2 North Carolina (1950)	2

PASSING

ATTEMPTS

1 Troy (2006)	54
2 Western Michigan (2008)	47
3 Air Force (2012)	29
4 Ole Miss (1961)	28
5 Navy (1958)	27

COMPLETIONS

1 Troy (2006)	35
2 Western Michigan (2008)	31
3 Air Force (2012)	21
4 Fresno State (2014)	16
5 Ole Miss (1961)	14
Navy (1958)	14

COMPLETION PERCENTAGE

1 Air Force (2012)	72.4 (21-29)
2 Western Michigan (2008)	65.9 (31-47)
3 Troy (2006)	64.8 (35-54)
4 Fresno State (2014)	61.5 (16-26)
5 North Carolina (1950)	57.9 (11-19)

YARDS

1 Fresno State (2014)	326
2 Western Michigan (2008)	320
3 Troy (2006)	305
4 Air Force (2012)	295
5 Ole Miss (1961)	178

TOUCHDOWNS

1 Western Michigan (2008)	4
2 Colorado (1938)	3
Air Force (2012)	3
Fresno State (2014)	3
5 North Carolina (1950)	2
Troy (2006)	2

INTERCEPTIONS

1 Troy (2006)	5
2 Ole Miss (1961)	4
3 Tennessee (1947)	2
Alabama (1954)	2

TOTAL OFFENSE

PLAYS

1 Western Michigan (2008)	84
2 Air Force (2012)	83
3 Ole Miss (1961)	82
4 Troy (2006)	75
5 North Carolina (1950)	73

FIRST DOWNS

1 Western Michigan (2008)	28
2 Air Force (2012)	24
3 Colorado (1938)	20
4 Ole Miss (1961)	19
Troy (2006)	19

TOTAL YARDS

1 Air Force (2012)	503
2 Fresno State (2014)	463
3 Western Michigan (2008)	455
4 Alabama (1954)	438
5 Colorado (1938)	415

MISCELLANEOUS

PENALTY YARDS

1 Western Michigan (2008)	138
2 Fresno State (2014)	100
3 Alabama (1954)	89
4 Colorado (1938)	65
5 Navy (1958)	53

FUMBLES LOST

1 Navy (1958)	5
2 Tennessee (1947)	3
Kansas (1961)	3
Air Force (2012)	3
5 Colorado (1938)	1
North Carolina (1950)	1
Mississippi State (2013)	1

Bowl Records

RICE TEAM DEFENSE

RUSHING

FEWEST YARDS

1 Western Michigan (2008)	61
2 Colorado (1938)	87
3 Tennessee (1947)	105
4 Ole Miss (1961)	143
5 Troy (2006)	148

FEWEST ATTEMPTS

1 Western Michigan (2008)	19
2 Troy (2006)	33
3 Colorado (1938)	34
4 Alabama (1954)	35
5 North Carolina (1950)	38

FEWEST TOUCHDOWNS

1 Tennessee (1947)	0
Western Michigan (2008)	0
Air Force (2012)	0
Fresno State (2014)	0
5 Colorado (1938)	1
North Carolina (1950)	1
Alabama (1954)	1
Troy (2006)	1

MOST TOUCHDOWNS

1 Kansas (1961)	5
-----------------	---

PASSING

FEWEST YARDS

1 Colorado (1938)	9
2 Tennessee (1947)	32
3 Ole Miss (1961)	43
4 Air Force (2012)	48
5 Kansas (1961)	64

FEWEST ATTEMPTS

1 Colorado (1938)	8
2 Kansas (1961)	10
3 Tennessee (1947)	11
4 Air Force (2012)	12
5 Ole Miss (1961)	15

FEWEST COMPLETIONS

1 Colorado (1938)	1
2 Air Force (2012)	3
3 Tennessee (1947)	4
4 Ole Miss (1961)	5
5 Kansas (1961)	7
Alabama (1954)	7

INTERCEPTIONS

1 Colorado (1938)	2
Tennessee (1947)	2
Kansas (1961)	2
Western Michigan (2008)	2
Fresno State (2014)	2

MOST TOUCHDOWN PASSES AGAINST

1 Troy (2006)	4
---------------	---

TOTAL OFFENSE

FEWEST YARDS

1 Colorado (1938)	96
2 Tennessee (1947)	137
3 Ole Miss (1961)	186

FEWEST YARDS PER PLAY

1 Colorado (1938)	2.2
2 Fresno State (2014)	3.2
3 Ole Miss (1961)	3.4
4 Air Force (2012)	3.6
5 North Carolina (1950)	4.2

FEWEST FIRST DOWNS

1 Tennessee (1947)	5
2 Colorado (1938)	6
3 Alabama (1954)	11
4 Air Force (2012)	12
5 Ole Miss (1961)	13

MISCELLANEOUS DEFENSE

TURNOVERS

1 Colorado (1938)	4
Alabama (1954)	4
Navy (1958)	4
4 Air Force (2012)	3
5 North Carolina (1950)	2
Tennessee (1947)	2
Western Michigan (2008)	2
Fresno State (2014)	2

FUMBLES RECOVERED

1 Alabama (1954)	4
2 Navy (1958)	3
3 Colorado (1938)	2
Air Force (2012)	2
5 North Carolina (1950)	1
Mississippi State (2013)	1

OPPONENT RECORDS

TOTAL YARDS

1 Mississippi State (2013)	533
2 Troy (2006)	376
3 Navy (1958)	375
4 Kansas (1961)	357
5 Western Michigan (2008)	278

FIRST DOWNS

1 Mississippi State (2013)	27
2 Navy (1958)	21
Kansas (1961)	21
4 North Carolina (1950)	16
5 Troy (2006)	15
Western Michigan (2008)	15
Fresno State (2014)	15

TOUCHDOWNS

(RUSH-PASS)

1 Mississippi State (2013)	6 (3-3)
2 Kansas (1961)	5 (5-0)
Troy (2006)	5 (4-1)
4 Navy (1958)	3 (3-0)
5 North Carolina (1950)	2 (1-1)
Ole Miss (1961)	2 (2-0)
Western Michigan (2008)	2 (0-2)
Air Force (2012)	2 (2-0)

PUNTS

1 Tennessee (1947)	15
2 Colorado (1938)	9
3 Alabama (1954)	7
Air Force (2012)	7
5 North Carolina (1950)	6
Fresno State (2014)	6

YARDS PER PUNT

1 Troy (2006)	43.2
2 Alabama (1954)	42.7
3 Fresno State (2014)	42.2
4 Colorado (1938)	41.0
5 Ole Miss (1961)	40.4