



CARDINAL TRACK & FIELD 2022 SEASON-IN-REVIEW

Saint Mary's University of Minnesota Athletics

2022 Men's Track & Field Roster

<i>NAME</i>	<i>EVENT</i>	<i>HT.</i>	<i>WT.</i>	<i>YR.</i>	<i>HOMETOWN / HIGH SCHOOL</i>
Oliver Adamson	Sprints	6-3	195	Fr.	Rochester, Minn. / Rochester Lourdes
Frankie Bakalars	Throws	6-1	200	Sr.	La Crosse, Wis. / La Crosse Logan
Gabe Bickerstaff	Distance	5-4	125	Jr.	Rollingstone, Minn. / Homeschool
Isaiah Brindamour	Distance	6-1	150	So.	Hinckley, Minn. / Hinckley Finlayson H.S.
Chris Bulwa	Jumps	6-3	195	Fr.	Glenview, Ill. / New Trier
Antonio Cisewski	Sprints / Jumps	5-10	155	Fr.	Amherst, Wis. / Amherst
Dan Cooper	Jumps	6-0	160	So.	Belle Plaine, Minn. / Belle Plaine
Sean Curran	Throws	6-3	270	Jr.	Appleton, Wis. / Xavier
Charlie Frenzel	Jumps	6-0	175	Fr.	Northfield, Ill. / New Trier
Casen Frtiz	Throws	6-4	245	Fr.	Minnesota City, Minn. / Winona Senior
Aidan Gatz	Pole vault	6-2	155	Fr.	Elburn, Ill. / Kaneland
Jake Hogan	Sprints	5-10	150	Jr.	La Crescent, Minn. / La Crescent
Garrett Jackson	Sprints	6-3	180	Jr.	West Linn, Ore. / West Linn
Brady Johnson	Sprints / Jumps	6-1	145	Fr.	Elburn, Ill. / Kaneland
Cade Kloss	Sprints	6-2	195	Fr.	Apple Valley, Minn. / Eastview
Andrew Martin	Jumps	6-1		Jr.	Shell Lake, Wis. / Shell Lake
Matthew Stack	Pole vault	5-10	170	Sr.	Brooklyn Park, Minn. / Park Center
Quinn Steinbrecher	Distance	5-10	150	So.	Holmen, Wis. / Holmen
Coleton Strupp	Pole vault	5-10	175	Jr.	Holmen, Wis. / Holmen

Men's Track & Field Coaching Staff

<i>NAME</i>	<i>TITLE</i>
Darren Schneider	Head Men's/Women's Cross Country / Men's/Women's Track & Field Coach
Nick Swoger	Associate Head Track & Field Coach
Taylor Smith	Assistant Track & Field Coach (Sprints)
Nick Pergande	Assistant Track & Field Coach (Pole Vault)

Saint Mary's University of Minnesota Athletics

2022 Women's Track & Field Roster

<i>NAME</i>	<i>EVENT</i>	<i>HT.</i>	<i>YR.</i>	<i>HOMETOWN / HIGH SCHOOL</i>
Anna Becker	Sprints / Jumps	5-8	Fr.	Cannon Falls / Cannon Falls
Emmarie Byom	Hurdles / Pole vault	5-11	Fr.	La Crescent, Minn. / La Crescent
Nathalie Freire	Pole vault	5-4	Sr.	Bloomington, Minn. / Thomas Jefferson
Caroline Gearin	Distance / Pole Vault	5-6	So.	Osceola, Wis. / Osceola
Sydney Jackman	Throws	-	Fr.	Litchfield, Minn. / Litchfield
Emily Kern	Distance	5-6	Jr.	Buffalo, Minn. / Buffalo
Sydney Klausler	Sprints / Jumps	5-8	Sr.	Lakeville, Minn. / Lakeville South
Kendra Klobe	Distance	5-7	Fr.	Glencoe, Minn. / Glencoe-Silver Lake
Samantha Kubes	Throws	5-4	So.	New Prague, Minn. / New Prague
Lilly Maul	Sprints	5-3	So.	Madelia, Minn. / Madelia
Rachel Simon	Distance	5-5	Sr.	Foley, Minn. / Foley
Anna Swanson	Distance / Throws	5-7	Jr.	Osceola, Wis. / Osceola
Amanda Tuvey	Distance	5-8	So.	West St. Paul, Minn. / Henry Sibley
Abrianna Utgard	Sprints	5-8	Jr.	Star Prairie, Wis. / New Richmond
Morgan Wallendal	Throws / Hurdles	5-3	Fr.	Fond du Lac, Wis. / Fond du Lac
Madison Weis	Sprints	5-5	Jr.	Annandale, Minn. / Annandale

Women's Track & Field Coaching Staff

<i>NAME</i>	<i>TITLE</i>
Darren Schneider	Head Men's/Women's Cross Country / Men's/Women's Track & Field Coach
Nick Swoger	Associate Head Track & Field Coach
Taylor Smith	Assistant Track & Field Coach (Sprints)
Nick Pergande	Assistant Track & Field Coach (Pole Vault)

Saint Mary's University of Minnesota Athletics

2022 Men's Track & Field Schedule

<i>Date</i>	<i>Time</i>	<i>At</i>	<i>Opponent</i>	<i>Location</i>	<i>TV</i>	<i>Radio</i>	<i>Result</i>
January 22, 2022 (Saturday)	Noon	Away	Twin Ports Open	Superior, Wis.			No Team Scores
January 28, 2022 (Friday)	4 p.m.	Away	St. Olaf Quadrangular	Northfield, Minn.			No Team Scores
February 5, 2022 (Saturday)	Noon	Away	Winter Classic	River Falls, Wis.			No Team Scores
February 12, 2022 (Saturday)		Away	Meet of the Hearts	Northfield, Minn.			No Team Scores
February 18, 2022 (Friday)		Away	Maverick Invitational	Mankato, Minn.			9th
February 25, 2022 (Friday)		Away	MIAC Indoor Championships	Northfield, Minn.			6th (After Day 1)
February 26, 2022 (Saturday)		Away	MIAC Indoor Championships	Northfield, Minn.			9th
March 24, 2022 (Thursday)	5:15 p.m.	Away	Texas Relays	Austin, Texas			No Team Scores Swanson 11th in javelin
April 1, 2022 (Friday)		Away	WashU Distance Carnival	St. Louis, Mo.			No Team Scores
April 2, 2022 (Saturday)		Away	WashU Invitational	St. Louis, Mo.			6th
April 9, 2022 (Saturday)		Away	Ashton May Invitational	La Crosse, Wis.			10th
April 15, 2022 (Friday)		Away	Rittgers Invitational	Cedar Rapids, Iowa			5th
April 22, 2022 (Friday)		Away	Phil Esten Challenge	La Crosse, Wis.			No Team Scores
April 23, 2022 (Saturday)		Away	Phil Esten Challenge	La Crosse, Wis.			15th
May 4, 2022 (Wednesday)		Away	Tommie Twilight	St. Paul, Minn.			No Team Scores
May 6, 2022 (Friday)		Away	Hamline Invitational	St. Paul, Minn.			No Team Scores
May 13, 2022 (Friday)		Home	MIAC Outdoor Championships	Winona, Minn.			8th
May 14, 2022 (Saturday)		Home	MIAC Outdoor Championships	Winona, Minn.			10th
May 19, 2022 (Thursday)		Away	UW-L Last Chance Meet	La Crosse, Wis.			No Team Scores

Saint Mary's University of Minnesota Athletics

2022 Women's Track & Field Schedule

<i>Date</i>	<i>Time</i>	<i>At</i>	<i>Opponent</i>	<i>Location</i>	<i>TV</i>	<i>Radio</i>	<i>Result</i>
January 22, 2022 (Saturday)	Noon	Away	Twin Ports Open	Superior, Wis.			No Team Scores
January 28, 2022 (Friday)	4 p.m.	Away	St. Olaf Quadrangular	Northfield, Minn.			No Team Scores
February 5, 2022 (Saturday)	Noon	Away	Winter Classic	River Falls, Wis.			No Team Scores
February 12, 2022 (Saturday)		Away	Meet of the Hearts	Northfield, Minn.			No Team Scores
February 18, 2022 (Friday)		Away	Maverick Invitational	Mankato, Minn.			8th
February 25, 2022 (Friday)		Away	MIAC Indoor Championships	Northfield, Minn.			10th (After Day 1)
February 26, 2022 (Saturday)		Away	MIAC Indoor Championships	Northfield, Minn.			9th
March 24, 2022 (Thursday)		Away	Texas Relays	Austin, Texas			No Team Scores Swanson 11th in javelin
April 1, 2022 (Friday)		Away	WashU Distance Carnival	St. Louis, Mo.			No Team Scores
April 2, 2022 (Saturday)		Away	WashU Invitational	St. Louis, Mo.			6th
April 9, 2022 (Saturday)		Away	Ashton May Invitational	La Crosse, Wis.			9th
April 15, 2022 (Friday)		Away	Rittgers Invitational	Cedar Rapids, Iowa			5th
April 22, 2022 (Friday)		Away	Phil Esten Challenge	La Crosse, Wis.			No Team Scores
April 23, 2022 (Saturday)		Away	Phil Esten Challenge	La Crosse, Wis.			9th
April 29, 2022 (Friday)		Away	Drake Relays	Des Moines, Iowa			Swanson 13th in javelin
May 4, 2022 (Wednesday)		Away	Tommie Twilight	St. Paul, Minn.			No Team Scores
May 6, 2022 (Friday)		Away	Hamline Invitational	St. Paul, Minn.			No Team Scores
May 13, 2022 (Friday)		Home	MIAC Outdoor Championships	Winona, Minn.			12th
May 14, 2022 (Saturday)		Home	MIAC Outdoor Championships	Winona, Minn.			11th
May 19, 2022 (Thursday)		Away	UW-L Last Chance Meet	La Crosse, Wis.			No Team Scores
May 26, 2022 (Thursday)	2:30 p.m. (CDT)	Away	NCAA Outdoor Championships	SPIRE Institute, Geneva, Ohio			Javelin: Swanson 18th

Men's Track ▼



MTRACK
 05.13 FINAL



MTRACK
 05.14 FINAL



MIAC Outdoor Champio...
 Saint Mary's



MIAC Outdoor Champio...
 Saint Mary's




MEN'S TRACK & FIELD

[Questionnaire](#) [Roster](#) [More +](#)


Men's Indoor Record Book

Event	Record Holder	Time / Distance	Year
55	Kyle Lichttenegger	6.57	2020
60	Kyle Lichttenegger	6.89	2020
55 H	Rob Friendt	8.02	2005
60 H	Ross Kinderman	8.56	2015
200 H	Kody Michaels	24.46	2010
200	Kyle Lichttenegger	22.09	2020
400	Morris Dennis	49.46	2016
500	Joe Weinmann	1:09.06	2007
600 (yds)	Brian Rindels	1:15.78	1998
600	Brandon Krogman	1:21.50	2018
800	Brandon Krogman	1:55.62	2017
1000	Brandon Krogman	2:33.94	2018
1500	Ryan Bickler	4:01.95	2000
Mile	Ryan Bickler	4:21.29	2000
3000	Austin O'Hare	8:43.45	2018
2-mile	Rob Edwards	9:34.59	1998
5000	Jovan Newsum	15:04.16	2017
Shot Put	Kyle Gilbert	13.96m	2008
Weight	Andrew Brueggen	19.68m	2011
High Jump	Christian Beamer	2.02m	2020
Long Jump	Kyle Lichttenegger	7.56m	2020

Triple Jump	Chris Fiset	14.08m	2008
Pole Vault	David Kemper	4.61m	2019
Heptathlon	Rob Friendt	4,881	2005
Pentathlon	Curt VanAsten	2,984	2010
800 Relay	Boone, Jackson, Anderson, Lichttenegger	1:29.24	2020
1600 Relay	Anderson, Jackson, Hogan, Boone	3:26.09	2020
3200 Relay	Vallez, Je. Baertsch, Howard, Duffert	8:28.07	2007
Distance Medley	Winegardner, Thiel, Traxler, Markert	10:47.59	2013



 [underarmour-168x112](#)

 [universalathletic-168x112](#)

 [mayo-adpromo20](#)

 [HyVee-sponsor2-168x112](#)



Men's Track 



MTRACK
 05.13 FINAL



MIAC Outdoor Champio...
 Saint Mary's

MTRACK
 05.14 FINAL



MIAC Outdoor Champio...
 Saint Mary's


MEN'S TRACK & FIELD

[Questionnaire](#) [Roster](#) [More +](#)


Men's Outdoor Record Book

Event	Record Holder	Time / Distance	Year
100	Kyle Lichttenegger	10.66	2019
110 H	Ross Kinderman	15.19	2015
200	Dan Gerber	21.96	2005
400	Morris Dennis	48.04	2015
400 H	Curt VanAsten	55.48	2010
800	Brandon Krogman	1:53.15	2018
1500	Peter Borash	3:55.23	2013
3000	Jovan Newsum	8:57.35	2017
5000	Jovan Newsum	14:41.47	2016
10000	Jovan Newsum	32:04.45	2015
Steeplechase	Austin O'Hare	9:24.29	2018
Shot Put	Jacob Homan	13.83m	2021
Discus	Kevin Hein	44.50m	2009
Hammer	Andrew Brueggen	60.76m	2011
Javelin	Ryan Wockenfus	53.15m	2010
High Jump	Christian Beamer	2.06m	2019
Long Jump	Kyle Lichttenegger	7.00m	2021
Triple Jump	Desmond Steward	13.99m	2017
Pole Vault	David Kemper	4.87m	2017
Decathlon	Todd Yankowski	6,191	2004
4x100 Relay	Anderson, Boone, Jackson, Lichttenegger	41.28	2021
4x200 Relay	Weinmann, Fisetto, Ryks, Gerbe	1:29.87	2007
4x400 Relay	Dennis, Alleman, Davis, Krogman	3:22.75	2016
4x800 Relay	Ji. Baertsch, Klenke, Pieschek, Lane	7:59.58	2002

4x1600	Murray, Frels, Bickler, Edwards	18:09.45	1997
Sprint Medley	Gerber, Fisette, Ryks, Vallez	3:36.43	2007
Distance Medley	Edwards, Guenther, Murray, Bickler	10:46.14	1997



 [underarmour-168x112](#)

 [universalathletic-168x112](#)

 [mayo-adpromo20](#)

 [HyVee-sponsor2-168x112](#)



All Content Copyright © 2022

**SAINT MARY'S UNIVERSITY OF MINNESOTA
700 TERRACE HEIGHTS, WINONA, MN 55987**

[PRIVACY POLICY](#) | [TERMS OF SERVICE](#) | [VIDEO PLATFORM POWERED BY CBS SPORTS DIGITAL](#)

Women's Tr 



WTRACK
 01.22 / FINAL



Saint Mary's
 Twin Ports Open



WTRACK
 01.28 / FINAL



Saint Mary's
 St. Olaf Quadrangular




WOMEN'S TRACK & FIELD

[Questionnaire](#) [Roster](#) [More +](#)

Women's Indoor Record Book

Event	Record Holder	Time / Distance	Year
55	Teri Heinzen	7.42	2010
60	Alexis Jordan	8.01	2020
55 H	Autumn Valk	8.44	2006
60 H	Autumn Valk	9.32	2006
200 H	Autumn Valk	30.06	2010
200	Teri Heinzen	26.28	2006
400	Emily Bartusek	58.39	2006
500	Emily Bartusek	1:18.84	2005
600 (yds)			
600	Maria Roche	1:37.24	2005
800	Maria Roche	2:19.16	2006
1000	Ellen Koranda	2:59.63	2004
1500	Ellen Koranda	4:47.52	2006
Mile	Ellen Koranda	5:06.34	2006
3000	Ellen Koranda	10:25.75	2005
2-mile			
5000	Katie Stolz	18:43.93	2014
Shot Put	Amanda Weinmann	13.46m	2007
Weight	Amanda Weinmann	16.71m	2007
High Jump	Ashley Dingels	1.70m	2002
Long Jump	Becca Dup	5.53m	2017

Triple Jump	Becca Dup	11.74m	2018
Pole Vault	Maria Missurelli	3.45m	2018
Heptathlon			
Pentathlon	Ashley Dingels	3,317	2005
800 Relay	Valk, Dingels Bartusek, Baron	1:47.85	2005
1600 Relay	Bartusek, Koranda, Valk, Roche	4:01.15	2006
3200 Relay	Quandt, Pace, Acosta, Kuehn	10:08.78	2010
Distance Medley	Koranda, Valk, Hartung, Bolig	13:04.95	2004



 [underarmour-168x112](#)

 [universalathletic-168x112](#)

 [mayo-adpromo20](#)

 [HyVee-sponsor2-168x112](#)



Women's Tr ▾



WTRACK
 01.22 / FINAL



Saint Mary's
 Twin Ports Open



WTRACK
 01.28 / FINAL



Saint Mary's
 St. Olaf Quadrangular




WOMEN'S TRACK & FIELD

[Questionnaire](#) [Roster](#) [More +](#)


Women's Outdoor Record Book

Event	Record Holder	Time / Distance	Year
100	Kari Pederson	12.44	2001
100 H	Autumn Valk	14.78	2006
200	Teri Heinzen	25.32	2010
400	Emily Bartusek	57.57	2006
400 H	Autumn Valk	64.86	2006
800	Brittany Kuehn	2:13.94	2011
1500	Ellen Koranda	4:39.88	2004
3000	Sherri Lien	10:35.17	1999
5000	Ellen Koranda	18:09.53	2004
10000	Ami Kuisle	39:10.34	1996
Steeplechase	Katie Stolz	11:17.80	2014
Shot Put	Amanda Weinmann	13.72m	2006
Discus	Ashley Luehmann	42.38m	2007
Hammer	Sara Harstad	51.17m	2011
Javelin	Anna Swanson	46.65m	2021
High Jump	Ashley Dingels	1.71m	2005
Long Jump	Becca Dup	5.74m	2018
Triple Jump	Becca Dup	11.83m	2018
Pole Vault	Maria Missurelli	3.62m	2018
Heptathlon	Ashley Dingels	4,668	2005
Decathlon			
400 Relay	Dup, Mensah, Floresca, Crowe	49.39	2018
800 Relay	Valk, Bartusek, Tanke, Roche	1:45.54	2006
1600 Relay	Bartusek, Dingels, Valk, Roche	3:56.34	2005
3200	Acosta, Pace,	9:44.88	2010


Relay	Quandt, Dee		
Sprint Medley	Valk, Bartusek, Dingels, Roche	4:08.44	2005
Distance Medley	Bolig, Valk, Roche, Koranda	12:26.52	2004



 [underarmour-168x112](#)

 [universalathletic-168x112](#)

 [mayo-adpromo20](#)

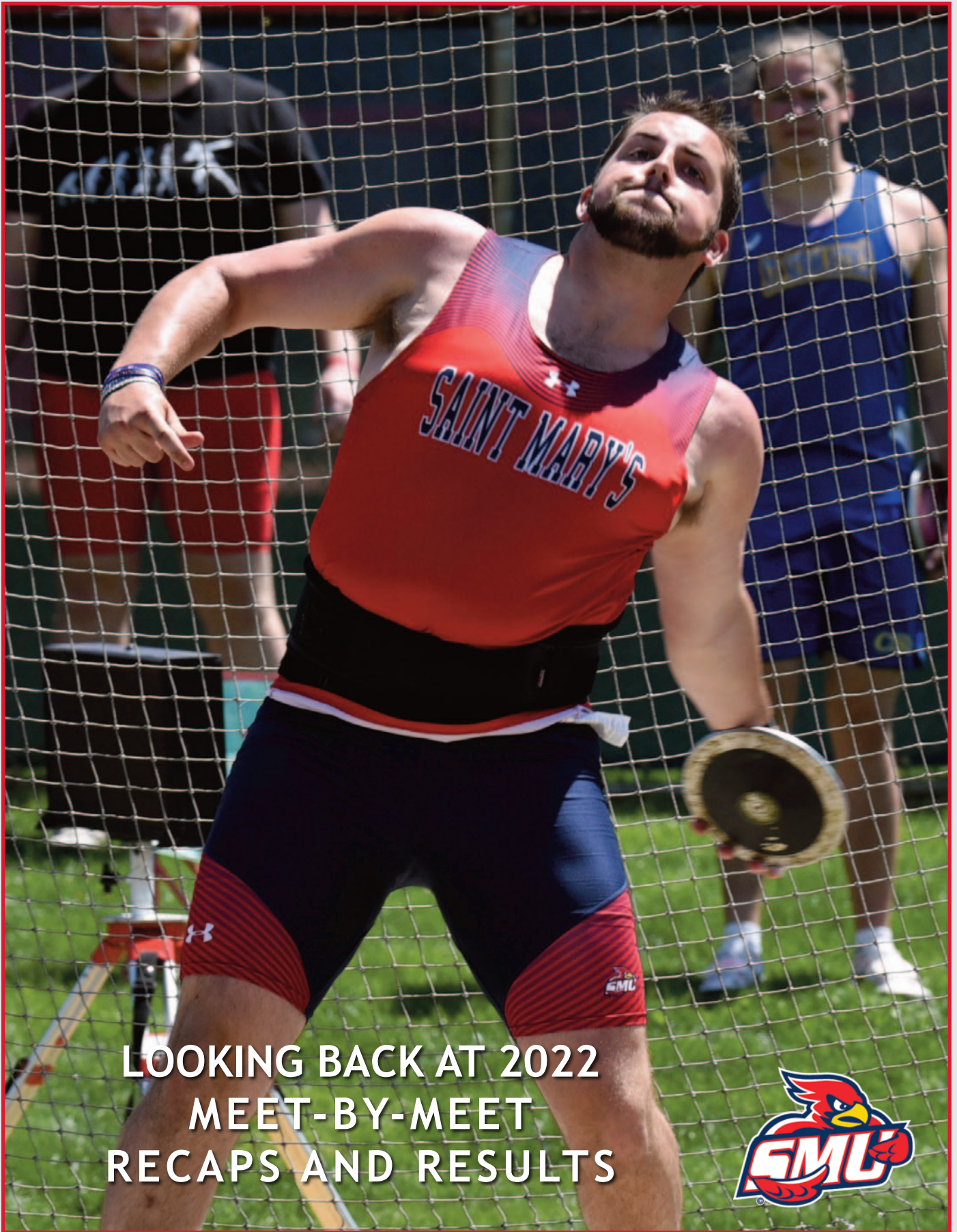
 [HyVee-sponsor2-168x112](#)



All Content Copyright © 2022

**SAINT MARY'S UNIVERSITY OF MINNESOTA
700 TERRACE HEIGHTS, WINONA, MN 55987**

[PRIVACY POLICY](#) | [TERMS OF SERVICE](#) | [VIDEO PLATFORM POWERED BY CBS SPORTS DIGITAL](#)



LOOKING BACK AT 2022
MEET-BY-MEET
RECAPS AND RESULTS



Women's Trac ▾



WTRACK
01.22.22



Saint Mary's
Twin Ports Open



WTRACK
01.28.22



Saint Mary's
St. Olaf Quadrangular



WTRACK
01.29.22



Saint
St. Olaf



WOMEN'S TRACK & FIELD

[Questionnaire](#) [Roster](#) [More +](#)



CARDINAL TRACK & FIELD

2022 SEASON PREVIEW

HC · DARREN SCHNEIDER

Track & Field: 2022 Season Preview

1/17/2022 10:30:00 AM



By: **DONNY NADEAU**, Saint Mary's Sports Information Director | dnadeau@smumn.edu

WINONA, Minn. — A quick-hit, by-the-numbers look at the 2022 Saint Mary's University track and field teams.

Head coach:

- [Darren Schneider](#) (1st season)

A Year Ago:

- Men: MIAC Outdoor—8th (indoor season canceled due to COVID-19 pandemic)
- Women: MIAC Outdoor—7th (indoor season canceled due to COVID-19 pandemic)

Athletes to Watch:

- [Anna Swanson](#) (Sr., Osceola, Wis. | 2021 Outdoor All-American in javelin, finishing second at NCAA Outdoor National Championships. ... 2021 MIAC Outdoor champion in the javelin, while also earning All-MIAC honors in the 400 and the 4x400. ... 2021 USTFCCCA All-Region in javelin)
- [Sydney Klausler](#) (Sr., Lakeville, Minn. | 2021 MIAC Outdoor long jump champion. ... First-Team All-MIAC in outdoor 4x400 in 2021. ... First-Team All-MIAC in indoor long jump in 2020. ... USTFCCCA All-Region in long jump in 2020 and 2021. ... Long jump mark of 5.49 meters at 2020 MIAC Indoor Championships was second-longest in program history).
- Caroline Gaerin (So., Osceola, Wis. | 2021 MIAC Outdoor champion in pole vault. ... First-Team All-MIAC in both outdoor 400 and 4x400. ... 2021 USTFCCCA All-Region in pole vault).
- Garrett Jackson (Jr., West Linn., Ore. | 2021 NCAA Outdoor national qualifier in the 4x100, placing 10th. ... 2021 MIAC Outdoor champion in 4x100. ... 2021 USTFCCCA All-Region in 4x100. ... 2020 Indoor All-MIAC in 4x200. ... 3-year member of SMU men's soccer team).
- Sean Curran (Jr., Appleton, Wis. | 2021 First-Team All-MIAC in outdoor hammer throw).

By The Numbers:

- **1:** [Anna Swanson](#) earned her first collegiate All-American honor at the NCAA Division III Outdoor National Championships on May 27, placing second in the javelin. Swanson's school-record toss of 46.65 meters was the top spot in the championships until the very last throw of the competition.
- **10:** The Cardinal men's 4x100 relay team of Kyle Lichttenegger, Noah Anderson, Matt Boone, and Garrett Jackson (West Linn, Ore.) placed 10th at the 2021 NCAA Outdoor National Championships, clocking a time of 41.49.
- **12:** Twelve Cardinals were named 2021 USTFCCCA All-Region — awarded to individuals with times/marks among the Top 5 in the region and relay teams in the Top 3. Kyle Lichttenegger led the way for the Cardinal men, earning All-Region honors in the 100, long jump and 4x100 relay, where he was joined by Matt Boone, Noah Anderson, and Garrett Jackson (West Linn, Ore.). On the women's side, [Anna Swanson](#) (Osceola, Wis.), [Sydney Klausler](#) (Lakeville, Minn.), [Rachel Ohde](#), [Caroline Gearin](#) (Osceola, Wis.), and [Bailey Joens](#) were all-region recipients.

Did You Know?:

- Saint Mary's boasted five MIAC Outdoor individual champions in 2021 — Kyle Lichttenegger in the long jump, [Anna Swanson](#) (Osceola, Wis.) in the javelin, [Caroline Gearin](#) (Osceola, Wis.) in the pole vault, [Rachel Ohde](#) in the high jump, and [Sydney Klausler](#) (Lakeville, Minn.) in the long jump. ... The men's 4x100 relay team of Lichttenegger, Anderson, Boone, and Garrett Jackson (West Linn, Ore.) were also crowned outdoor conference champions.

Did You Know, Part II?:

- The Cardinals posted seven first-place finishes and 23 Top-5 efforts at the St. Olaf Ole Outdoor Open on May 8.

Women's Trac ▾



WTRACK
01.22 / FINAL

< Saint Mary's
 Twin Ports Open

+ WTRACK
01.29.22 / 4 p.m.

Saint Mary's
 St. Olaf Quadrangular

+ WTRACK
02.05.22

Saint >

WOMEN'S TRACK & FIELD

[Questionnaire](#) [Roster](#) [More +](#)



Cardinals shine in season-opener

1/22/2022 6:34:00 PM



By: **DONNY NADEAU**, Saint Mary's Sports Information Director | dnadeau@smumn.edu

SUPERIOR, Wis. — The Saint Mary's University track and field teams kicked off their 2022 indoor season on Saturday, and several Cardinals appeared to already be in midseason form.

[GAMEDAY PREVIEW](#)

[TWIN PORTS INVITE 1 22 2022 RESULTS \(PDF\)](#)

The Cardinals recorded 17 Top 5 finishes at the UW-Superior Twin Ports Open — including first-place showings by [Caroline Gearin](#) (Osceola, Wis.), [Sydney Klausler](#) (Lakeville, Minn.), and Quinn Steinbrecher (Holmen, Wis.).

Gearin cleared 3.19 meters in captured the individual title in the pole vault, while Klausler delivered a 5.05-meter leap in winning the long jump, and Steinbrecher recorded a time of 9:45:09 to win the 3000.

[Nathalie Freire](#) chipped in one of SMU's three second-place efforts, stopping the clock in 8.64 in the 60, while Garrett Jackson (West Linn, Ore.) ran a 1:29.27 to place second in the men's 600 and Gearin added a 1:47.35 second-place time in the women's 600.

Klausler (200, 28.10), [Emmarie Byom](#) (La Crescent, Minn. / 10.37, 60 hurdles), Frankie Bakalars (La Crosse, Wis. / weight throw, 14.92m) and Oliver Adamson (Rochester, Minn. / 7.43, 60) added third-place efforts.

Other Top 5 showings by the Cardinals included: Adamson (fourth, 200, 24.20), Boyum (fourth, pole vault, 2.59m), [Lilly Maul](#) (Madelia, Minn. / fourth, 60, 8.91; fourth, long jump, 4.32m), [Anna Becker](#) (Cannon Falls, Minn. / fifth, 60, 9.18), Coleton Strupp (Holmen, Wis. / fifth, 60, 7.50), and [Samantha Kubes](#) (New Prague, Minn. / fifth, weight throw, 13.58).

The Cardinals are right back in action next Saturday, heading to Northfield, Minn., to take part in the St. Olaf Quadrangular.

01.22.22

T&F: GameDay at Twin Ports Open

01.17.22

Track & Field: 2022 Season Preview


05.27.21

You can call her All-American Anna

05.27.21

Cardinals have NCAA sights set high

 [underarmour-168x112](#)

 [universalathletic-168x112](#)

 [mayo-adpromo20](#)

 [HyVee-sponsor2-168x112](#)

 [upc](#)

Twin Ports Invite - 1/22/2022**UW-Superior
Results - Invite****Women 60 Meter Dash**

Name	Year School	Prelims	H#
Preliminaries			
1 Gow, Leann	Unattached	8.40Q	1
2 Freire, Nathalie	Saint Mary's	8.68Q	2 8.675
3 Maul, Lillian	Saint Mary's	8.68Q	2 8.678
4 Becker, Anna	Saint Mary's	9.13Q	1
5 Evans, Chloey	Minnesota-Duluth	8.71q	2
6 Kreuzer, Kenzy	Wis.-Superior	9.58q	2
-- Newman, Jessica	Wis.-Superior	DNF	2

Women 60 Meter Dash

Name	Year School	Finals	Points
Finals			
1 Gow, Leann	Unattached	8.39	
2 Freire, Nathalie	Saint Mary's	8.64	
3 Evans, Chloey	Minnesota-Duluth	8.65	
4 Maul, Lillian	Saint Mary's	8.91	
5 Becker, Anna	Saint Mary's	9.18	
6 Kreuzer, Kenzy	Wis.-Superior	9.45	

Women 200 Meter Dash

Name	Year School	Finals	H#	Points
1 Rae, Jacqi	Minnesota-Duluth	27.29	1	
2 Gow, Leann	Unattached	27.60	1	
3 Klausler, Sydney	Saint Mary's	28.10	1	
4 Olander, Jacqueline	Minnesota-Duluth	28.19	1	
5 Williams, McKenzie	St. Scholastica	29.12	2	
6 Evans, Chloey	Minnesota-Duluth	29.21	2	
7 Byom, Emmarie	Saint Mary's	32.03	2	
8 Johnson, Mattison	Wis.-Superior	32.11	2	

Women 400 Meter Dash

Name	Year School	Finals	H#	Points
1 Sholing, Ellie	St. Scholastica	1:04.09	1	
2 Muhlenkamp, Rebekah	Minnesota-Duluth	1:04.61	1	
3 Swanson, Anna	Saint Mary's	1:04.81	1	
4 Voss, Annika	St. Scholastica	1:05.29	2	
5 Kiminiski, Anna	St. Scholastica	1:09.55	2	
6 Johnson, Mattison	Wis.-Superior	1:12.19	2	

Women 600 Meter Run

Name	Year School	Finals	Points
1 Brezinka, Isabelle	Minnesota-Duluth	1:36.29	
2 Gearin, Caroline	Saint Mary's	1:47.35	
3 Chromy, Katelyn	St. Scholastica	1:47.45	

Twin Ports Invite - 1/22/2022**UW-Superior
Results - Invite****Women 1000 Meter Run**

Name	Year School	Finals	Points
1 Bond, Josie	Minnesota-Duluth	2:58.10	
2 Radel, Morgan	Minnesota-Duluth	3:03.57	
3 Seidel, Francine	Minnesota-Duluth	3:06.30	
4 Boelke, Rachel	Minnesota-Duluth	3:07.30	
5 Steele, Alaina	Minnesota-Duluth	3:16.06	
6 Tuvey, Amanda	Saint Mary's	3:36.74	
7 Berndt, Elizabeth	St. Scholastica	3:42.35	

Women 1 Mile Run

Name	Year School	Finals	Points
1 Nielsen, Julia	Minnesota-Duluth	5:15.01	
2 Robran, Alexandra	Minnesota-Duluth	5:17.05	
3 Renier, Lauryn	Minnesota-Duluth	5:25.69	
4 Palodichuk, Anna	Minnesota-Duluth	5:32.54	
5 Anderson, Eve	Minnesota-Duluth	5:33.61	
6 Bragg, Alexandra	Minnesota-Duluth	5:53.19	
7 Tuvey, Amanda	Saint Mary's	6:00.03	
8 Berg, Meagan	Wis.-Superior	6:09.03	
9 McKonkey, Katie	Minnesota-Duluth	6:18.31	
10 Scanlon, Jeanna	Wis.-Superior	6:31.62	
11 Robelia, Kennedy	Wis.-Superior	6:32.24	
12 Barker, Halle	Wis.-Superior	6:43.29	
13 Boerner, Tea	Wis.-Superior	6:48.32	

Women 60 Meter Hurdles

Name	Year School	Finals	Points
1 Gilles, Megan	Minnesota-Duluth	9.85	
2 London, Bryn	Minnesota-Duluth	9.92	
3 Byom, Emmarie	Saint Mary's	10.37	
4 Kreuzer, Kenzy	Wis.-Superior	11.62	
5 Newman, Jessica	Wis.-Superior	11.87	

Women 200 Meter Hurdles

Name	Year School	Finals	Points
1 Newman, Jessica	Wis.-Superior	36.44	
2 Kreuzer, Kenzy	Wis.-Superior	37.31	

Women 4x400 Meter Relay

School	Finals	Points
1 Saint Mary's (Minn.) 'A'	4:35.67	
1) Swanson, Anna		
2) Gearin, Caroline		
3) Kern, Emily		
4) Freire, Nathalie		
-- Minnesota-Duluth 'A'	DNF	
1) Olander, Jacqueline		
2) Gilles, Megan		
3) Boelke, Rachel		
4) Seidel, Francine		

Twin Ports Invite - 1/22/2022**UW-Superior
Results - Invite****Women High Jump**

Name	Year	School	Finals	Points
1 London, Bryn		Minnesota-Duluth	1.55m	5-01.00
1.45 1.50 1.55 1.60				
0 0 0 XXX				
2 Jones, Emily		Minnesota-Duluth	1.50m	4-11.00
1.45 1.50 1.55				
0 0 XXX				
3 Strampe, Toria		St. Scholastica	1.35m	4-05.00
1.35 1.40				
XO XXX				

Women Pole Vault

Name	Year	School	Finals	Points	
1 Gearin, Caroline		Saint Mary's	3.19m	10-05.50	Jump off
2.89 3.04 3.19					
0 0 0					
2 Lawrence, Ashley		Minnesota-Duluth	3.04m	9-11.75	
2.89 3.04 3.19					
0 0 XXX					
3 Worden, Eden		Minnesota-Duluth	2.89m	9-05.75	
2.89 3.04					
0 XXX					
4 Byom, Emmarie		Saint Mary's	2.59m	8-06.00	
2.44 2.59 2.74					
0 0 XXX					
-- Segar, Sabrina		Minnesota-Duluth	NH		
2.44					
XXX					
-- Freire, Nathalie		Saint Mary's	NH		
2.89					
XXX					

Women Long Jump

Name	Year	School	Finals	Points
1 Klausler, Sydney		Saint Mary's	5.05m	16-07.00
4.99m 4.80m 5.03m 4.96m 5.05m 4.93m				
2 Rae, Jacqi		Minnesota-Duluth	4.83m	15-10.25
FOUL 4.68m 4.44m 4.51m 4.83m 4.78m				
3 London, Bryn		Minnesota-Duluth	4.35m	14-03.25
FOUL FOUL 4.35m 4.25m FOUL FOUL				
4 Maul, Lillian		Saint Mary's	4.32m	14-02.25
FOUL FOUL 4.32m FOUL 4.10m FOUL				
5 Scanlon, Jeanna		Wis.-Superior	3.61m	11-10.25
3.61m FOUL FOUL FOUL FOUL FOUL				
-- Becker, Anna		Saint Mary's	FOUL	
FOUL FOUL FOUL				

Twin Ports Invite - 1/22/2022**UW-Superior
Results - Invite****Women Triple Jump**

Name	Year	School	Finals	Points
1 Strampe, Toria		St. Scholastica	8.88m	29-01.75
	8.88m	8.49m 8.53m 8.30m 8.55m 8.21m		

Women Shot Put

Name	Year	School	Finals	Points
1 Pahl, Elizabeth		Unattached	13.65m	44-09.50
	13.32m 13.65m 13.28m	FOUL FOUL FOUL		
2 Becker, Anna		St. Scholastica	11.90m	39-00.50
	11.78m 11.55m 11.82m 10.94m 10.51m 11.90m			
3 Rae, Jacqi		Minnesota-Duluth	11.30m	37-01.00
	11.13m 10.61m FOUL 11.30m 10.88m 10.99m			
4 Kubes, Samantha		Saint Mary's	10.86m	35-07.75
	10.38m 10.84m 10.63m 10.86m 8.58m 10.27m			
5 Thompson, Adrienne		Minnesota-Duluth	10.62m	34-10.25
	10.62m FOUL FOUL 9.16m 9.85m 10.23m			
6 Klun, Madeline		Minnesota-Duluth	10.46m	34-04.00
	10.46m 9.83m 10.14m 10.15m 9.67m FOUL			
7 Mccauley, Haley		Minnesota-Duluth	10.34m	33-11.25
	FOUL 10.09m 9.76m 10.34m FOUL FOUL			
8 Gielski, Kayce		Minnesota-Duluth	9.85m	32-03.75
	9.85m 9.23m 9.25m 9.59m 9.68m 9.46m			
9 Hughlett, Kasha		Wis.-Superior	9.56m	31-04.50
	FOUL 9.56m 8.53m 9.15m 8.57m 9.21m			
10 Beneke, Lily		St. Scholastica	9.11m	29-10.75
	FOUL 8.75m 9.11m			
11 Wallendal, Morgan		Saint Mary's	9.05m	29-08.25
	9.05m FOUL FOUL			
12 Hawk, Kennedy		Minnesota-Duluth	8.87m	29-01.25
	8.87m 8.49m 8.53m			
13 Tuura, McKenzie		Wis.-Superior	8.26m	27-01.25
	8.26m 7.91m 7.66m			

Women Weight Throw

Name	Year	School	Finals	Points
1 Hughlett, Kasha		Wis.-Superior	14.92m	48-11.50
	14.57m 14.92m 14.13m	FOUL 13.83m FOUL		
2 Beneke, Lily		St. Scholastica	14.74m	48-04.50
	14.74m 14.55m FOUL 14.25m 14.40m 14.12m			
3 Becker, Anna		St. Scholastica	14.24m	46-08.75
	13.83m 14.24m 13.78m 12.83m FOUL FOUL			
4 Kubes, Samantha		Saint Mary's	13.57m	44-06.25
	13.57m FOUL FOUL 12.52m FOUL FOUL			
5 Thompson, Adrienne		Minnesota-Duluth	13.16m	43-02.25
	12.06m 13.16m 12.73m 12.40m FOUL FOUL			
6 Gielski, Kayce		Minnesota-Duluth	13.12m	43-00.50
	13.12m 12.92m FOUL 12.97m FOUL 13.02m			
7 Mccauley, Haley		Minnesota-Duluth	12.93m	42-05.25
	12.93m FOUL 12.93m 12.26m FOUL 11.07m			

Twin Ports Invite - 1/22/2022

**UW-Superior
Results - Invite**

....Women Weight Throw

8 Klun, Madeline	Minnesota-Duluth	12.29m	40-04.00
	12.29m 11.11m 11.61m 11.04m 10.79m FOUL		
9 Tuura, McKenzie	Wis.-Superior	10.06m	33-00.25
	10.06m 9.89m FOUL FOUL FOUL FOUL		
10 Hawk, Kennedy	Minnesota-Duluth	9.18m	30-01.50
	FOUL FOUL 9.18m FOUL FOUL FOUL		
11 Wallendal, Morgan	Saint Mary's	7.23m	23-08.75
	FOUL 7.23m FOUL FOUL FOUL FOUL		

Men 60 Meter Dash

Name	Year School	Prelims	H#
Preliminaries			
1 Westphal, Nicholas	Minnesota-Duluth	7.25Q	1
2 Westimayer, Ethan	Wis.-Superior	7.40Q	2 7.395
3 Strupp, Coleton	Saint Mary's	7.40Q	1 7.400
4 Hunt, Avery	Minnesota-Duluth	7.44Q	2
5 Adamson, Oliver	Saint Mary's	7.46q	1
6 Cooper, Dan	Saint Mary's	7.50q	2 7.494
7 Pearson, Steven	Wis.-Superior	7.50q	1 7.496
8 Cisewski, Antonio	Saint Mary's	7.63q	1
9 Marschalk, Conner	Wis.-Superior	7.73	2
10 Paredes, Alex	Wis.-Superior	8.22	2
11 Frenzel, Charlie	Saint Mary's	8.40	1

Men 60 Meter Dash

Name	Year School	Finals	Points
Finals			
1 Westphal, Nicholas	Minnesota-Duluth	7.18	
2 Westimayer, Ethan	Wis.-Superior	7.39	
3 Adamson, Oliver	Saint Mary's	7.43	
4 Hunt, Avery	Minnesota-Duluth	7.45	
5 Strupp, Coleton	Saint Mary's	7.50	
6 Cooper, Dan	Saint Mary's	7.55	
7 Cisewski, Antonio	Saint Mary's	7.64	
8 Pearson, Steven	Wis.-Superior	7.70	

Men 200 Meter Dash

Name	Year School	Finals	H#	Points
1 Eben Ebai, Samuel	St. Scholastica	23.23	1	
2 Westimayer, Ethan	Wis.-Superior	23.53	1	
3 Miley, Josh	Unattached	24.11	1	
4 Adamson, Oliver	Saint Mary's	24.20	3	
5 Diedrich, Sean	St. Scholastica	24.25	3	
6 Loer, Bereket	Unattached	24.31	2	
7 Femali, Joey	St. Scholastica	24.53	2	
8 Anderson, Tyler	St. Scholastica	25.44	3	
9 Marschalk, Conner	Wis.-Superior	25.78	2	

Twin Ports Invite - 1/22/2022**UW-Superior
Results - Invite****Men 400 Meter Dash**

Name	Year School	Finals	Points
1 Croston, Alexander	Minnesota-Duluth	52.61	
2 Peterson, Jericho	St. Scholastica	52.95	
3 Douglas, Derek	St. Scholastica	52.96	
4 Stuber, Matthew	St. Scholastica	54.37	
5 Huber, Henry	St. Scholastica	1:00.10	

Men 600 Meter Run

Name	Year School	Finals	Points
1 Youberg, Finn	Minnesota-Duluth	1:26.39	
2 Jackson, Garrett	Saint Mary's	1:29.97	

Men 800 Meter Run

Name	Year School	Finals	Points
1 Boone, Calvin	St. Scholastica	2:00.15	
2 Finger, Tyler	Wis.-Superior	2:01.21	
3 Gruenes, Jordan	Minnesota-Duluth	2:02.03	
4 Neu, Nathan	St. Scholastica	2:02.86	
5 Collins, David	Wis.-Superior	2:07.06	

Men 1 Mile Run

Name	Year School	Finals	Points
1 Jacobson, Nick	Minnesota-Duluth	4:18.93	
2 Trutna, Matthew	Minnesota-Duluth	4:19.44	
3 Dickenson, Owen	Unattached	4:27.43	
4 Sederquist, Tom	Lake Effect	4:32.69	
5 Kvaal, Michael	Unattached	4:34.97	
6 Selman, Lucas	Minnesota-Duluth	4:39.50	
7 Butterfield, Michael	Wis.-Superior	4:41.27	
8 Hammer, Mitchell	Wis.-Superior	5:00.48	
9 Johnson, Kieran	Wis.-Superior	5:14.82	

Men 3000 Meter Run

Name	Year School	Finals	Points
1 Steinbrecher, Quinn	Saint Mary's	9:45.09	
2 Doppler, Connor	Lake Effect	9:47.31	
3 Nelson, Connor	Wis.-Superior	9:48.16	
4 Okamoto, Kei	Wis.-Superior	10:33.00	

Men 200 Meter Hurdles

Name	Year School	Finals	Points
1 Kulzer, Alex	Minnesota-Duluth	26.38	
2 Foster, Earl	Wis.-Superior	27.53	
3 Pearson, Steven	Wis.-Superior	28.46	

Twin Ports Invite - 1/22/2022

**UW-Superior
Results - Invite**

Men 4x400 Meter Relay

School	Finals	Points
1 Minnesota-Duluth 'A'	3:36.91	
1) Kulzer, Alex	2) Westphal, Nicholas	
3) Croston, Alexander	4) Youberg, Finn	
2 Wis.-Superior 'A'	3:54.11	
1) Westimayer, Ethan	2) Collins, David	
3) Nelson, Connor	4) Butterfield, Michael	
3 Wis.-Superior 'B'	3:59.77	
1) Pearson, Steven	2) Johnson, Kieran	
3) Schorr, Will	4) Finger, Tyler	

Men High Jump

Name	Year School	Finals	Points
1 Oberleitner, Luke	Minnesota-Duluth	1.85m	6-00.75
1.80 1.85 1.95			
0 0 XXX			
2 Caines, Mathew	Minnesota-Duluth	1.80m	5-10.75
1.75 1.80 1.85			
0 XO XXX			
3 Foster, Earl	Wis.-Superior	1.70m	5-07.00
1.55 1.60 1.65 1.70 1.75			
XO 0 0 XO XXX			

Men Pole Vault

Name	Year School	Finals	Points
1 Strupp, Coleton	Saint Mary's	4.27m	14-00.00
3.81 4.11 4.27 4.42			
0 XXO 0 XXX			
1 Gatz, Aidan	Saint Mary's	4.27m	14-00.00
3.81 3.96 4.11 4.27 4.42			
0 XO XO 0 XXX			
3 Alto, Shea	Minnesota-Duluth	4.11m	13-05.75
3.96 4.11 4.27			
0 XO XXX			
4 Kucera, Kyle	Minnesota-Duluth	3.81m	12-06.00
3.81 3.96			
XO XXX			
5 Johnson, Kieran	Wis.-Superior	2.74m	8-11.75
2.59 2.74 2.89			
0 XO X			

Men Long Jump

Name	Year School	Finals	Points
1 Hunt, Avery	Minnesota-Duluth	6.41m	21-00.50
FOUL FOUL 6.01m 6.28m 6.27m 6.41m			
2 Caines, Mathew	Minnesota-Duluth	6.05m	19-10.25
5.64m 5.88m FOUL 6.05m 6.04m 6.05m			

Twin Ports Invite - 1/22/2022

**UW-Superior
Results - Invite**

....Men Long Jump

3	Oberleitner, Luke	Minnesota-Duluth	6.05m	19-10.25
	5.62m 5.96m 5.72m 5.82m 5.58m 6.05m			
4	Pearson, Steven	Wis.-Superior	5.92m	19-05.25
	5.57m 5.49m 5.50m 5.50m 5.68m 5.92m			
5	Cisewski, Antonio	Saint Mary's	5.72m	18-09.25
	FOUL FOUL 5.72m 5.68m FOUL 5.63m			
6	Schorr, Will	Wis.-Superior	5.62m	18-05.25
	4.98m 5.35m 5.59m FOUL FOUL 5.62m			
7	Westimayer, Ethan	Wis.-Superior	5.60m	18-04.50
	5.59m 5.47m 5.60m 5.51m 5.46m 5.47m			
8	Kucera, Kyle	Minnesota-Duluth	5.58m	18-03.75
	5.46m 5.58m 5.14m 5.39m 5.43m 5.15m			
9	Johnson, Brady	Saint Mary's	5.51m	18-01.00
	FOUL FOUL 5.51m			
10	Bulwa, Chris	Saint Mary's	5.35m	17-06.75
	FOUL FOUL 5.35m			
11	Marschalk, Conner	Wis.-Superior	4.95m	16-03.00
	4.95m FOUL 4.60m			
12	Paredes, Alex	Wis.-Superior	4.19m	13-09.00
	4.19m 3.91m 3.82m			

Men Triple Jump

Name	Year School	Finals	Points
1 Hunt, Avery	Minnesota-Duluth	13.35m	43-09.75
	12.44m FOUL 12.69m FOUL 12.88m 13.35m		
2 Frenzel, Charlie	Saint Mary's	11.71m	38-05.00
	11.71m 11.04m 10.89m 10.75m FOUL FOUL		
3 Johnson, Brady	Saint Mary's	11.60m	38-00.75
	11.19m FOUL 11.06m 11.60m FOUL FOUL		
4 Cooper, Dan	Saint Mary's	11.53m	37-10.00
	FOUL 11.53m FOUL FOUL FOUL FOUL		
5 Paredes, Alex	Wis.-Superior	11.01m	36-01.50
	9.16m 10.42m 10.40m 10.53m 10.05m 11.01m		

Men Shot Put

Name	Year School	Finals	Points
1 Kostynick, Colton	Minnesota-Duluth	15.63m	51-03.50
	15.13m FOUL 15.63m 15.52m FOUL 15.49m		
2 Stankiewicz, Gage	Wis.-Superior	14.54m	47-08.50
	13.22m 13.08m FOUL 13.45m 14.30m 14.54m		
3 Bicek, Eli	Minnesota-Duluth	13.88m	45-06.50
	13.28m 13.88m 13.66m 12.39m 12.62m 13.87m		
4 Steger, Grant	St. Scholastica	11.32m	37-01.75
	10.61m 11.32m FOUL 10.17m 10.86m 11.30m		
5 Kucera, Kyle	Minnesota-Duluth	9.83m	32-03.00
	9.03m 9.23m 9.83m 8.70m 9.53m 9.23m		
6 Fritz, Casen	Saint Mary's	8.58m	28-01.75
	8.26m 8.53m 8.14m 8.58m 8.05m 7.62m		

Twin Ports Invite - 1/22/2022

**UW-Superior
Results - Invite**

Men Weight Throw

Name	Year	School	Finals	Points	
1 Kostynick, Colton		Minnesota-Duluth	15.73m	51-07.25	
15.73m	FOUL	FOUL	15.12m	15.18m	15.55m
2 Bicek, Eli		Minnesota-Duluth	15.33m	50-03.50	
12.87m	FOUL	12.45m	11.76m	15.33m	13.12m
3 Bakalars, Frankie		Saint Mary's	14.92m	48-11.50	
13.92m	FOUL	14.92m	14.54m	14.77m	FOUL
4 Stankiewicz, Gage		Wis.-Superior	14.44m	47-04.50	
12.57m	12.46m	FOUL	13.73m	13.85m	14.44m
5 Jacklen, Christopher		St. Scholastica	13.98m	45-10.50	
12.73m	11.86m	FOUL	13.98m	13.55m	12.35m
6 Steger, Grant		St. Scholastica	12.71m	41-08.50	
FOUL	11.51m	11.56m	12.15m	12.71m	FOUL
7 Fritz, Casen		Saint Mary's	11.71m	38-05.00	
FOUL	9.25m	10.88m	9.49m	11.71m	11.18m
-- Phernetton, Brock		Wis.-Superior	FOUL		
FOUL	FOUL	FOUL			
-- Lee, Tanner		Wis.-Superior	FOUL		
FOUL	FOUL	FOUL			
-- Curran, Sean		Saint Mary's	FOUL		
FOUL	FOUL	FOUL			

Women's Tr ▾



WTRACK
02.26 FINAL



Saint Mary's
MIAC Indoor Champion...



WTRACK
03.05.22



Saint Mary's
Last Chance Meet



WTRACK
03.05.22



Saint
Last C



WOMEN'S TRACK & FIELD

[Questionnaire](#) [Roster](#) [More +](#)



Jackson, Kubes lead way for Cardinals

1/28/2022 11:06:00 PM



NORTHFIELD, Minn. — The Saint Mary's University track and field teams got an early season look at how they stacked up against other members of the Minnesota Intercollegiate Athletic Conference on Friday.

And they seem to be stacking up quite nicely.

The Cardinals, taking part in the St. Olaf Quadrangular — which included fellow MIAC schools St. Olaf, Gustavus, picked up first-

- [GAMEDAY PREVIEW](#)
- [MEET RESULTS](#)

place efforts from both [Samantha Kubes](#) (New Prague, Minn.) and Garrett Jackson (West Linn, Ore.) and added six other Top 2 performances at the non-team-scored event.

Kubes collected one of the teams' two first-place finishes with a toss of 14.21 meters to win the women's weight throw, while Jackson stopped the clock in 52.70 to win the men's 400.

Nathalie Freiere (Bloomington, Minn.), Frankie Bakalars (La Crosse, Wis.), Aiden Gatz (Elburn, Ill.), and Dan Cooper (Belle Plaine, Minn.) all chipped in second-place efforts for the Cardinals. Freiere was second in the women's pole vault (3.09m), while Bakalars uncorked a toss of 15.37 meters to place second in the men's weight throw — finishing just ahead of teammate Sean Curran (Appleton, Wis.), who delivered a third-place toss of 15.02m — and Gatz and Cooper delivered second-place performances in the pole vault (4.42m) and triple jump (12.14m), respectively.

Along with Curran's third-place showing in the weight throw, SMU also posted third-place performances from Chris Bulwa (Glenview, Ill.) in the triple jump (11.66m) and Coleton Strupp (Holmen, Wis.) in the pole vault (4.27m).

Other top finishers for the Cardinals included: Kubes (fifth, shot put, 11.36m), [Caroline Gearin](#) (Osceola, Wis. / fifth, pole vault, 2.95m), [Anna Swanson](#) (Osceola, Wis. / fifth, 600, 1:44.75), Freiere (60, sixth, 8.55), Isaiah Brindamour (Hinckley, Minn. / sixth, 600, 1:28.18), [Morgan Wallenda](#) (Fond du Lac, Wis. / weight throw, sixth, 10.43m)

The Cardinals are back in action next Saturday, heading to River Falls, Wis., to take part in the UW-River Falls Winter Classic. Field events kick things off at noon.

02.26.22

Gearin, Jackson pace SMU during Day 2

02.25.22

Gatz, Klausler, Curran lead SMU at MIAC

02.18.22

Curran, Gearin lead way for Cardinals

02.18.22

T&F: GameDay at Maverick Invitational

St. Olaf Quadrangular - 1/28/2022 to 1/29/2022**Tostrud Center, St. Olaf College****Results - Field Events****Women High Jump**

Name	Year	School	Seed	Finals					
Finals									
1 Pettitt-Kenney, Teresa	JR	St. Olaf	1.53m	1.50m					
	1.25	1.30	1.35	1.40	1.45	1.50	1.50		
	P	P	O	O	O	O	O		
2 Motley, Olivia	SO	Gustavus	1.53m	1.45m					
	1.25	1.30	1.35	1.40	1.45	1.50	1.50		
	P	O	O	O	O	X	X		
3 Luehrs, Jensen	FR	Gustavus	1.45m	J1.45m					
	1.25	1.30	1.35	1.40	1.45				
	P	O	O	O	XXO				
4 Joerger, Alli	FR	Gustavus	1.45m	xJ1.45m					
	1.25	1.30	1.35	1.40	1.45				
	P	O	XO	O	XXO				
5 Rakow, Ally	FR	Gustavus	1.50m	x1.40m					
	1.25	1.30	1.35	1.40	1.45				
	P	O	O	XO	XXX				
6 Koelz, Sadie	SR	Bethel		1.35m					
	1.25	1.30	1.35	1.40					
	P	P	XO	XXX					
7 Johnson, Lily	FR	St. Olaf	1.37m	1.30m					
	1.25	1.30	1.35						
	O	O	XXX						

Women Pole Vault

Name	Year	School	Seed	Finals					
1 Koelz, Sadie	SR	Bethel	3.15m	3.24m					
	2.19	2.34	2.49	2.64	2.79	2.94	3.09	3.24	3.34
	P	P	P	P	P	P	XO	O	XXX
2 Freire, Nathalie	SR	Saint Marys	3.05m	3.09m					
	2.19	2.34	2.49	2.64	2.79	2.94	3.09	3.24	
	P	P	P	P	P	XXO	O	XXX	
3 Roberts, Melanie	SO	St. Olaf	3.07m	J3.09m					
	2.19	2.34	2.49	2.64	2.79	2.94	3.09	3.24	
	P	P	P	O	O	O	XO	XXX	
4 Pettitt-Kenney, Teresa	JR	St. Olaf	3.28m	J3.09m					
	2.19	2.34	2.49	2.64	2.79	2.94	3.09	3.24	
	P	P	P	P	P	O	XXO	XXX	
5 Gearin, Caroline	SO	Saint Marys	3.53m	2.94m					
	2.19	2.34	2.49	2.64	2.79	2.94	3.09		
	P	P	P	P	P	XO	XXX		
6 Cordes, Julia	JR	St. Olaf	2.98m	xJ2.94m					
	2.19	2.34	2.49	2.64	2.79	2.94	3.09		
	P	P	P	O	XXO	XO	XXX		
7 Harris, Signe	SO	Bethel	2.90m	2.79m					
	2.19	2.34	2.49	2.64	2.79	2.94			
	P	P	P	O	XO	XXX			
8 Goetzman, Julia	JR	Bethel	2.62m	x2.64m					
	2.19	2.34	2.49	2.64	2.79				
	P	P	O	O	XXX				

St. Olaf Quadrangular - 1/28/2022 to 1/29/2022**Tostrud Center, St. Olaf College****Results - Field Events****....Women Pole Vault**

9	Bunker, Jenna	FR Gustavus	2.40m	2.49m
	2.19 2.34 2.49 2.64			
	O O XO XXX			
10	Lilland, Jenna	FR Bethel	2.40m	x2.34m
	2.19 2.34 2.49			
	O XO XXX			
11	Gehrke, McKenzie	FR Gustavus	2.25m	2.19m
	2.19 2.34			
	O XXX			
--	Lilland, Jessica	SO Bethel	3.53m	NH
	2.19 2.34 2.49 2.64 2.79 2.94 3.09			
	P P P P P P XXX			
--	Byom, Emmarie	FR Saint Marys	2.59m	NH
	2.19 2.34 2.49			
	P P XXX			

Women Long Jump

Name	Year	School	Seed	Finals	H#	
1 Geraets, Megan	FR	Gustavus	5.11m	5.23m	2	
	4.82m	4.87m	4.82m	4.82m	4.95m	5.23m
2 Kes, Madi	FR	Gustavus	5.18m	5.22m	2	
	5.09m	5.22m	5.13m	4.85m	4.96m	5.19m
3 Parker, Ainslee	SO	St. Olaf	4.82m	4.88m	2	
	4.82m	4.88m	4.46m	4.39m	FOUL	4.82m
4 Hammer, Luise	FR	St. Olaf	4.96m	4.86m	2	
	4.65m	4.66m	4.78m	4.31m	4.86m	4.71m
5 Thomley, Olivia	SO	Gustavus	4.75m	x4.66m	2	
	4.37m	4.66m	4.36m	FOUL	4.61m	4.34m
6 Cordes, Julia	JR	St. Olaf	4.92m	x4.59m	2	
	4.42m	4.43m	4.42m	4.59m	4.49m	4.50m
7 Petersen, Katie	FR	Gustavus		x4.44m	1	
	4.14m	4.42m	4.38m	4.18m	4.44m	4.17m
8 Johnson, Lily	FR	St. Olaf	4.42m	x4.36m	1	
	4.34m	4.24m	4.24m	FOUL	4.21m	4.36m
9 LaRue, Kayla	SR	St. Olaf	4.40m	x4.15m	1	
	4.15m	FOUL	FOUL			
10 Joerger, Alli	FR	Gustavus	4.28m	x4.14m	1	
	4.05m	4.14m	4.01m			
11 Maul, Lillian	SO	Saint Marys	4.60m	4.11m	1	
	FOUL	4.11m	FOUL			
12 Becker, Anna	FR	Saint Marys		3.82m	1	
	FOUL	FOUL	3.82m			
-- Klausler, Sydney	SR	Saint Marys	5.55m	FOUL	2	
	FOUL	FOUL	FOUL			

Women Triple Jump

Name	Year	School	Seed	Finals		
1 Kes, Madi	FR	Gustavus	11.69m	11.20m		
	10.77m	10.81m	10.96m	11.13m	10.92m	11.20m
2 Parker, Ainslee	SO	St. Olaf	10.59m	10.77m		
	10.43m	FOUL	10.64m	10.58m	10.77m	FOUL

St. Olaf Quadrangular - 1/28/2022 to 1/29/2022**Tostrud Center, St. Olaf College****Results - Field Events****...Women Triple Jump**

3 Perrenoud, Grace	JR Bethel	10.31m	10.65m
FOUL 10.65m FOUL FOUL 10.45m 10.25m			
4 Gaebe, Erica	FR Gustavus	9.70m	9.51m
9.35m FOUL FOUL 8.99m 9.34m 9.51m			
5 Johnson, Lily	FR St. Olaf	9.63m	9.45m
9.45m 9.38m 9.38m FOUL FOUL 9.10m			
6 LaRue, Kayla	SR St. Olaf	9.33m	x9.44m
FOUL FOUL 9.44m 9.43m FOUL 9.18m			

Women Shot Put

Name	Year School	Seed	Finals	H#
1 Pahl, Elizabeth	Unattached	14.00m	14.16m	2
13.13m FOUL FOUL 14.16m 13.33m FOUL				
2 Poe, Annika	SO Gustavus	13.49m	13.55m	2
13.30m 13.55m 12.97m 13.28m 13.27m 13.54m				
3 Roethler, Emma	FR Bethel	12.53m	12.05m	2
11.93m 10.62m 10.84m 11.92m 12.05m 11.84m				
4 Hedtke, Sam	SO St. Olaf	11.97m	11.60m	2
11.40m 11.28m FOUL FOUL 11.32m 11.60m				
5 Kubes, Samantha	SO Saint Marys	11.38m	11.36m	2
11.36m 10.87m 11.21m 9.82m 8.53m 10.89m				
6 Fettig, Kelsie	FR Bethel	10.79m	11.17m	2
11.17m FOUL 10.56m 10.90m 10.56m 10.56m				
7 Johnson, Emma	FR St. Olaf	9.99m	10.41m	1
10.19m 10.26m 10.41m 9.37m 9.75m 10.13m				
8 Al-Juhari, Alea	JR St. Olaf	10.70m	x10.39m	2
10.39m 9.71m 9.77m 10.13m 9.85m 9.65m				
9 Keske, Aleah	SO St. Olaf	10.98m	x10.23m	2
10.23m 9.67m FOUL FOUL 10.04m FOUL				
10 Tarvestad, Sarah	SR St. Olaf	10.23m	x10.11m	1
10.11m 9.89m 9.71m				
11 Bach, Dana	JR Gustavus	10.36m	10.07m	1
9.82m 9.51m 10.07m				
12 Schulte, Abby	FR Gustavus	9.10m	x9.60m	1
9.37m 9.60m 9.55m				
13 Wallendal, Morgan	FR Saint Marys	9.05m	9.52m	1
9.52m FOUL FOUL				
14 Irsfeld, Peyton	SO St. Olaf	10.70m	x9.16m	1
FOUL 9.16m FOUL				
15 Luehrs, Jensen	FR Gustavus	8.97m	x9.11m	1
9.11m 8.64m 8.86m				

Women Weight Throw

Name	Year School	Seed	Finals
1 Kubes, Samantha	SO Saint Marys	13.57m	14.21m
14.21m 12.90m 12.52m FOUL 13.15m FOUL			
2 Irsfeld, Peyton	SO St. Olaf	11.83m	12.26m
11.16m FOUL FOUL 11.21m FOUL 12.26m			
3 Keske, Aleah	SO St. Olaf	12.16m	11.90m
11.90m FOUL 11.51m FOUL 10.75m 10.24m			

St. Olaf Quadrangular - 1/28/2022 to 1/29/2022**Tostrud Center, St. Olaf College****Results - Field Events****...Women Weight Throw**

4	Fettig, Kelsie	FR Bethel	10.93m	11.23m
	11.23m FOUL FOUL 11.18m FOUL FOUL			
5	Johnson, Emma	FR St. Olaf	10.50m	x11.07m
	FOUL FOUL 8.74m 10.01m 11.07m FOUL			
6	Wallendal, Morgan	FR Saint Marys	7.23m	10.43m
	10.27m 10.43m 9.69m FOUL FOUL FOUL			
7	Tarvestad, Sarah	SR St. Olaf	9.69m	x9.60m
	9.59m 9.60m 9.25m FOUL 9.21m FOUL			
8	Al-Juhari, Alea	JR St. Olaf	9.31m	x9.53m
	7.99m 8.09m FOUL 8.49m 9.53m 9.37m			
--	LaClare, Izy	FR Gustavus		FOUL
	FOUL FOUL FOUL			

Men High Jump

Name	Year	School	Seed	Finals
1 Bies, Danny	FR	Gustavus	1.85m	1.90m
	1.55 1.60 1.65 1.70 1.75 1.80 1.85 1.90 1.93			
	P P P O O O O O XXX			
2 Wiltshire, Luke	FR	Bethel	1.80m	1.80m
	1.55 1.60 1.65 1.70 1.75 1.80 1.85			
	P P P O XO O XXX			
3 Sullivan, Logan	FR	Gustavus	1.70m	1.70m
	1.55 1.60 1.65 1.70 1.75			
	O O O O XXX			
3 Braun, Alec	FR	Bethel	1.85m	1.70m
	1.55 1.60 1.65 1.70 1.75			
	P P P O XXX			
5 Cogley, Andrew	FR	St. Olaf	1.70m	1.60m
	1.55 1.60 1.65			
	P O XXX			

Men Pole Vault

Name	Year	School	Seed	Finals
1 Arnold, Dylan	FR	St. Olaf	4.42m	4.57m
	2.77 2.92 3.07 3.22 3.37 3.52 3.67 3.82 3.97 4.12 4.27 4.42 4.57 4.66			
	P P P P P P P P P XO XXO O XXO O XXX			
2 Gatz, Aidan	FR	Saint Marys	4.27m	4.42m
	2.77 2.92 3.07 3.22 3.37 3.52 3.67 3.82 3.97 4.12 4.27 4.42 4.57			
	P P P P P P P P P P XO XO XXO XXX			
3 Strupp, Coleton	JR	Saint Marys	4.40m	4.27m
	2.77 2.92 3.07 3.22 3.37 3.52 3.67 3.82 3.97 4.12 4.27 4.42			
	P P P P P P P P O P XXO O XXX			
4 Gardeen, Samuel	FR	Bethel	3.95m	4.12m
	2.77 2.92 3.07 3.22 3.37 3.52 3.67 3.82 3.97 4.12 4.27			
	P P P P P P O O O O XXX			
5 Elahi, Rayan	FR	St. Olaf	3.96m	3.97m
	2.77 2.92 3.07 3.22 3.37 3.52 3.67 3.82 3.97 4.12			
	P P P P P O XO O XXO XXX			
6 Walker, Erik	FR	Gustavus	3.50m	3.67m
	2.77 2.92 3.07 3.22 3.37 3.52 3.67 3.82			
	P P P O O O XXO XXX			

St. Olaf Quadrangular - 1/28/2022 to 1/29/2022**Tostrud Center, St. Olaf College****Results - Field Events****....Men Pole Vault**

7	Mikla, Aiden	FR Gustavus	3.50m	3.52m
	2.77 2.92 3.07 3.22 3.37 3.52 3.67			
	P P P XXO O O XXX			
8	Ramirez, Gael	FR Bethel	3.35m	3.22m
	2.77 2.92 3.07 3.22 3.37			
	P P O O XXX			
9	Marzinske, Logan	FR Gustavus	3.20m	xJ3.22m
	2.77 2.92 3.07 3.22 3.37			
	P XXO O XXO XXX			
10	Sunderman, Alex	FR Bethel	3.20m	x3.07m
	2.77 2.92 3.07 3.22			
	P XO XO XXX			
11	Schmidt, Joe	FR Gustavus	2.90m	x2.92m
	2.77 2.92 3.07			
	XO O XXX			

Men Long Jump

Name	Year School	Seed	Finals	H#
1 Subah, Isaiah	FR Gustavus	6.55m	6.65m	2
	6.09m FOUL 6.27m FOUL 6.55m 6.65m			
2 Simon, Godsword	FR Bethel	6.20m	6.20m	2
	5.97m FOUL 5.94m 6.04m 5.94m 6.20m			
3 Cooper, Dan	SO Saint Marys	5.84m	6.14m	2
	6.14m 5.80m 5.89m 5.71m 5.85m 6.10m			
4 Charlton, Josh	FR St. Olaf	6.33m	6.11m	2
	FOUL FOUL 6.11m 5.98m 5.71m PASS			
5 Cisewski, Antonio	FR Saint Marys	5.72m	6.10m	1
	5.71m 6.10m FOUL 5.90m 6.03m FOUL			
6 Downey, Cade	FR Bethel	5.80m	6.04m	2
	5.82m 6.04m FOUL 5.68m 5.96m 5.92m			
7 Wallin, Cade	FR Gustavus	5.38m	5.81m	1
	5.81m 5.80m 5.63m 5.35m 5.20m 5.42m			
8 Le, Nathan	FR Gustavus	6.05m	x5.78m	2
	FOUL 5.78m 5.49m 5.26m 5.45m FOUL			
9 Mckean, Benn	FR Bethel	5.80m	x5.60m	2
	5.60m FOUL 5.56m			
10 Rikkers, Sam	FR St. Olaf	5.62m	5.37m	1
	5.37m 4.88m 3.51m			
11 McNearny, Devin	FR St. Olaf		x5.29m	1
	5.29m 4.70m 4.90m			
12 Frenzel, Charlie	FR Saint Marys		x4.93m	1
	FOUL FOUL 4.93m			
-- Bulwa, Chris	FR Saint Marys	5.35m	FOUL	1
	FOUL FOUL FOUL			

Men Triple Jump

Name	Year School	Seed	Finals
1 Cooper, Dan	SO Saint Marys	12.55m	13.37m
	11.78m 12.14m 13.37m 11.30m 11.65m 12.12m		
2 Wallin, Cade	FR Gustavus	12.51m	12.26m
	11.56m 11.45m FOUL 11.59m 11.85m 12.26m		

St. Olaf Quadrangular - 1/28/2022 to 1/29/2022

Tostrud Center, St. Olaf College

Results - Field Events

....Men Triple Jump

3	Cogley, Andrew	FR St. Olaf				12.11m
	11.78m	11.75m	11.72m	11.93m	11.71m	12.11m
4	Le, Nathan	FR Gustavus				12.05m
	11.95m	FOUL	11.62m	FOUL	FOUL	11.72m
5	Bulwa, Chris	FR Saint Marys				11.60m
	FOUL	FOUL	11.51m	FOUL	11.60m	10.10m
6	Frenzel, Charlie	FR Saint Marys				11.71m
	FOUL	11.40m	11.20m	FOUL	FOUL	FOUL

Men Shot Put

Name	Year	School	Seed	Finals	H#	
1	Irons, Gabe	JR Bethel	14.36m	14.16m	2	
	13.56m	FOUL	13.85m	13.46m	13.91m	14.16m
2	Mollison, Andrew	FR St. Olaf	13.75m	J14.16m	2	
	14.16m	FOUL	12.99m	13.60m	12.09m	FOUL
3	White, Aengus	JR St. Olaf	13.85m	13.91m	2	
	13.40m	13.91m	13.80m	FOUL	13.53m	FOUL
4	Stordahl, Zach	FR Gustavus	11.81m	13.53m	1	
	FOUL	12.03m	11.39m	11.82m	12.01m	13.53m
5	Larsen, Evan	FR Bethel	12.47m	13.14m	2	
	FOUL	FOUL	12.33m	FOUL	11.86m	13.14m
6	Kaeppe, Trajan	FR Gustavus	12.34m	13.06m	2	
	11.65m	11.75m	FOUL	11.84m	12.54m	13.06m
7	Christensen, Trevor	FR St. Olaf	13.00m	x12.44m	2	
	12.17m	12.44m	12.26m	FOUL	11.59m	11.85m
8	Tanem, Hunter	FR Bethel	11.23m	x12.26m	1	
	12.26m	11.52m	11.58m	11.57m	11.99m	11.94m
9	Fischer, Jackson	FR Gustavus	12.82m	x11.79m	2	
	11.79m	10.92m	11.51m	10.97m	10.95m	FOUL
10	Dedry, Arnauld	JR St. Olaf	11.11m	x11.01m	1	
	11.01m	8.98m	10.69m			
11	Oachs, Jacob	FR Bethel	7.91m	x8.75m	1	
	8.11m	8.75m	FOUL			
12	Fritz, Casen	FR Saint Marys	8.58m	7.51m	1	
	7.51m	7.32m	7.48m			

Men Weight Throw

Name	Year	School	Seed	Finals		
1	Irons, Gabe	JR Bethel	18.38m	17.48m		
	16.90m	FOUL	16.74m	17.08m	17.22m	17.48m
2	Bakalars, Frankie	SR Saint Marys	14.92m	15.37m		
	14.98m	14.76m	15.04m	15.37m	FOUL	FOUL
3	Curran, Sean	JR Saint Marys	15.92m	15.02m		
	15.02m	FOUL	FOUL	FOUL	FOUL	FOUL
4	Beiswanger, Joshua	SO Gustavus	15.85m	14.96m		
	FOUL	FOUL	14.93m	14.59m	14.52m	14.96m
5	Christensen, Trevor	FR St. Olaf	14.45m	13.78m		
	FOUL	13.78m	FOUL	FOUL	13.64m	FOUL
6	Tanem, Hunter	FR Bethel	12.06m	13.08m		
	12.06m	13.08m	FOUL	12.29m	10.58m	12.99m

St. Olaf Quadrangular - 1/28/2022 to 1/29/2022**Tostrud Center, St. Olaf College****Results - Field Events****....Men Weight Throw**

7	Stordahl, Zach		FR Gustavus	12.76m	12.87m
	12.87m	FOUL	FOUL	12.13m	11.84m
8	Fritz, Casen		FR Saint Marys	11.71m	x11.68m
	11.68m	11.55m	11.61m	11.15m	FOUL
9	Larsen, Evan		FR Bethel	11.81m	x11.24m
	11.24m	11.00m	11.18m	11.11m	11.22m
10	Oachs, Jacob		FR Bethel	8.45m	x9.18m
	8.92m	9.18m	8.05m	PASS	PASS
11	Dedry, Arnauld		JR St. Olaf		8.15m
	FOUL	FOUL	8.15m	PASS	PASS

St. Olaf Quadrangular - 1/28/2022 to 1/29/2022**Tostrud Center, St. Olaf College****Results - Running Events****Women 60 Meter Dash**

Name	Year	School	Seed	Prelims	H#
Preliminaries					
1 Nelson, Birgen	SO	Gustavus	8.00	7.95Q	1
2 Stellmach, Sarah	FR	Bethel	8.15	8.08Q	2
3 Collins, Clare	JR	St. Olaf	8.89	8.38Q	3
4 Thomley, Olivia	SO	Gustavus	8.55	8.47q	2
5 Perrenoud, Grace	JR	Bethel	8.18	8.48q	3
6 Hammer, Luise	FR	St. Olaf	8.51	8.59q	3
7 Freire, Nathalie	SR	Saint Marys	8.64	8.60q	1
8 Utgaard, Abrianna	JR	Saint Marys		8.65q	2
9 Maul, Lillian	SO	Saint Marys	8.68	8.66	1
10 Matre, Zoe	FR	St. Olaf	8.87	8.84	2
11 Poore, Riki	SO	St. Olaf	8.90	8.84	3
12 Helms-Leslie, Emilia	FR	Gustavus		8.89	1
13 Petersen, Katie	FR	Gustavus		8.93	3
14 Stewart, Elisa	FR	Bethel	9.02	8.98	1
15 Nelsen, Rachel	SO	St. Olaf	9.09	9.02	1
16 Weis, Madison	JR	Saint Marys	8.99	9.13	2
17 Becker, Anna	FR	Saint Marys	9.13	9.25	2
18 Sauer, Christa	FR	Bethel	9.44	9.45	3

Women 60 Meter Dash

Name	Year	School	Prelims	Finals
Finals				
1 Nelson, Birgen	SO	Gustavus	7.95	7.97
2 Stellmach, Sarah	FR	Bethel	8.08	8.04
3 Collins, Clare	JR	St. Olaf	8.38	8.40
4 Thomley, Olivia	SO	Gustavus	8.47	8.52
4 Perrenoud, Grace	JR	Bethel	8.48	8.52
6 Freire, Nathalie	SR	Saint Marys	8.60	8.55
7 Hammer, Luise	FR	St. Olaf	8.59	8.58
8 Utgaard, Abrianna	JR	Saint Marys	8.65	8.66

Women 200 Meter Dash

Name	Year	School	Seed	Finals	H#
1 Stellmach, Sarah	FR	Bethel	27.00	26.81	7
2 Nordberg, Britta	SO	Bethel	27.08	27.34	7
3 Miller, Danielle	FR	Gustavus	28.43	27.95	6
4 Brown, Makenna	SO	Bethel	28.37	x28.08	6
5 Rakow, Ally	FR	Gustavus	27.53	28.48	7
6 Pettitt-Kenney, Teresa	JR	St. Olaf	29.12	28.50	3
7 Huetten, Makenna	FR	Gustavus	28.84	x28.54	5
8 Swenson, Abbie	FR	Bethel	28.47	x28.64	6
9 Smith, Jessie	FR	Bethel	28.66	x28.71	6
10 King, Hannah	SO	Bethel	29.21	x28.85	3
11 Collins, Clare	JR	St. Olaf	29.09	28.90	4
12 Gregg, Hailey	FR	Bethel	29.18	x29.02	3 29.018
13 Stackhouse, Ally	FR	Bethel	28.98	x29.02	5 29.019
14 Thomley, Olivia	SO	Gustavus	29.89	x29.05	2
15 Matre, Zoe	FR	St. Olaf	29.55	x29.09	2

St. Olaf Quadrangular - 1/28/2022 to 1/29/2022**Tostrud Center, St. Olaf College****Results - Running Events****...Women 200 Meter Dash**

16	Poore, Riki	SO St. Olaf	29.00	x29.58	4
17	Roberts, Melanie	SO St. Olaf	30.22	x30.03	4
18	Nelsen, Rachel	SO St. Olaf	30.48	x30.08	5
19	Stewart, Elisa	FR Bethel	30.00	x30.12	2
20	Robb, Faith	FR Bethel	29.00	x30.86	4
21	Sauer, Christa	FR Bethel	32.46	x32.49	2

Women 400 Meter Dash

Name	Year School	Seed	Finals
1 Donnelly, Elizabeth	JR Gustavus	59.30	59.62
28.686 (28.686)	59.619 (30.933)		
2 Geraets, Megan	FR Gustavus	1:03.15	1:02.22
30.281 (30.281)	1:02.217 (31.936)		
3 Gearin, Caroline	SO Saint Marys	57.82	1:04.06
29.539 (29.539)	1:04.055 (34.516)		
4 Helms-Leslie, Emilia	FR Gustavus	1:08.85	x1:10.23
31.411 (31.411)	1:10.228 (38.817)		

Women 600 Meter Run

Name	Year School	Seed	Finals	H#
1 Turek, Mikayla	SO Bethel	1:41.06	1:40.74	3
29.731 (29.731)	1:02.759 (33.028)	1:40.740 (37.981)		
2 Ihde, Annessa	FR Bethel	1:39.48	1:41.25	3
30.080 (30.080)	1:03.080 (33.000)	1:41.249 (38.169)		
3 Hage, Evie	FR Bethel	1:49.50	x1:44.44	2
31.221 (31.221)	1:05.684 (34.463)	1:44.432 (38.748)		
4 Holloway, Malakai	JR Bethel	1:45.00	x1:44.59	3
32.053 (32.053)	1:06.846 (34.793)	1:44.586 (37.740)		
5 Swanson, Anna	JR Saint Marys	1:47.00	1:44.75	2
31.921 (31.921)	1:07.013 (35.092)	1:44.742 (37.729)		
6 Mauzer, Riley	JR St. Olaf	1:44.86	1:44.78	3
32.305 (32.305)	1:07.346 (35.041)	1:44.771 (37.425)		
7 Brockberg, Emily	SO Bethel	1:49.00	x1:46.84	2
32.351 (32.351)	1:07.275 (34.924)	1:46.832 (39.557)		
8 Abernethy, Sophie	FR St. Olaf	1:45.00	1:47.15	3
33.544 (33.544)	1:08.623 (35.079)	1:47.143 (38.520)		
9 Fromm, Jules	FR St. Olaf	1:46.18	x1:48.81	3
34.020 (34.020)	1:10.055 (36.035)	1:48.810 (38.755)		
10 Rysdahl, Kaye	FR Bethel	1:51.70	x1:50.32	2
33.360 (33.360)	1:08.896 (35.536)	1:50.316 (41.420)		
11 Benzer, Sydney	FR St. Olaf	1:51.00	x1:51.84	2
34.643 (34.643)	1:12.515 (37.872)	1:51.833 (39.318)		
12 Nelson, Esther	FR Bethel	1:54.18	x1:51.86	2
34.880 (34.880)	1:12.609 (37.729)	1:51.853 (39.244)		
13 Hailesslassie, Meraf	SO St. Olaf	1:55.96	x1:52.02	1
33.592 (33.592)	1:10.412 (36.820)	1:52.011 (41.599)		
14 Storley, Caitlyn	SO Gustavus	1:57.00	1:54.77	1
37.393 (37.393)	1:15.411 (38.018)	1:54.761 (39.350)		
15 Beyer, Avery	JR Gustavus	1:59.00	1:55.27	1
36.742 (36.742)	1:15.561 (38.819)	1:55.262 (39.701)		

St. Olaf Quadrangular - 1/28/2022 to 1/29/2022**Tostrud Center, St. Olaf College****Results - Running Events****...Women 600 Meter Run**

16 Woyke, Celia	FR Bethel	2:00.00	x1:56.37	1
37.336 (37.336)	1:15.917 (38.581)	1:56.368 (40.451)		
17 Minshull, Larissa	FR Bethel	2:03.14	x1:57.42	1
37.015 (37.015)	1:15.779 (38.764)	1:57.420 (41.641)		

Women 1000 Meter Run

Name	Year School	Seed	Finals
1 Mickelson, Ellen	SR St. Olaf	3:05.19	3:00.14
34.291 (34.291)	1:09.735 (35.444)	1:45.941 (36.206)	3:00.139 (1:14.198)
2 Seaton, Ali	SO St. Olaf	3:13.24	3:03.97
34.855 (34.855)	1:11.289 (36.434)	1:49.389 (38.100)	3:03.967 (1:14.578)
3 Gebert, Katie	SO St. Olaf	3:15.52	x3:07.78
35.949 (35.949)	1:12.808 (36.859)	1:50.398 (37.590)	3:07.771 (1:17.373)
4 Call, Bella	SO St. Olaf	3:16.22	x3:08.75
35.872 (35.872)	1:13.142 (37.270)	1:51.492 (38.350)	3:08.748 (1:17.256)
5 Gernandt, Ruby	FR Bethel	3:19.88	3:23.09
36.218 (36.218)	1:14.954 (38.736)	1:56.667 (41.713)	3:23.084 (1:26.417)
6 Rey, Sarah	FR Bethel	3:35.00	3:39.59
38.758 (38.758)	1:20.276 (41.518)	2:05.073 (44.797)	3:39.589 (1:34.516)

Women 1 Mile Run

Name	Year School	Seed	Finals
1 Cole, Grace	JR Bethel	5:20.00	5:29.03
2:04.124 (2:04.124)	2:46.750 (42.626)	3:29.523 (42.773)	4:11.539 (42.016)
4:51.609 (40.070)			
2 Edstrom, Olivia	SO St. Olaf	5:37.00	5:40.41
1:26.915 (1:26.915)	2:12.057 (45.142)	2:56.287 (44.230)	3:38.971 (42.684)
4:21.577 (42.606)	5:03.594 (42.017)		
3 Gernandt, Ruby	FR Bethel	5:43.00	5:43.96
1:26.551 (1:26.551)	2:11.989 (45.438)	3:39.657 (1:27.668)	4:22.580 (42.923)
5:04.263 (41.683)			
4 Gossard, Sophie	JR St. Olaf	5:44.00	5:45.26
1:27.146 (1:27.146)	2:12.259 (45.113)	2:56.477 (44.218)	3:39.303 (42.826)
4:21.922 (42.619)	5:04.527 (42.605)		
5 Plechaty, Zoe	JR St. Olaf	5:43.00	x5:46.92
1:27.375 (1:27.375)	2:12.349 (44.974)	2:56.749 (44.400)	3:39.476 (42.727)
4:22.223 (42.747)	5:04.993 (42.770)		
6 Walukas, Kailyn	FR Gustavus	6:00.00	5:57.48
43.555 (43.555)	1:26.307 (42.752)	2:11.757 (45.450)	2:57.248 (45.491)
3:41.058 (43.810)	4:25.512 (44.454)	5:14.095 (48.583)	
7 Omdal, Anna	FR Gustavus	5:59.34	5:57.49
1:27.640 (1:27.640)	2:12.574 (44.934)	2:56.767 (44.193)	3:40.170 (43.403)
4:23.709 (43.539)	5:09.411 (45.702)		
8 Rey, Sarah	FR Bethel	6:20.00	x6:13.46
1:27.955 (1:27.955)	2:13.022 (45.067)	2:59.295 (46.273)	3:47.091 (47.796)
4:36.426 (49.335)			
9 Rowekamp, Abby	FR St. Olaf	6:24.00	x6:22.75
1:28.255 (1:28.255)	2:13.098 (44.843)	3:00.256 (47.158)	3:50.225 (49.969)
4:42.844 (52.619)	5:34.640 (51.796)		

St. Olaf Quadrangular - 1/28/2022 to 1/29/2022

Tostrud Center, St. Olaf College

Results - Running Events

Women 3000 Meter Run

Name	Year School	Seed	Finals	H#
1 Ramon, Iliana	JR Gustavus	11:00.78	10:40.04	2
42.782 (42.782)	1:25.671 (42.889)	2:09.031 (43.360)	2:53.044 (44.013)	
4:19.387 (1:26.343)	5:02.610 (43.223)	5:45.340 (42.730)	6:27.488 (42.148)	
7:10.220 (42.732)	7:52.797 (42.577)	8:36.227 (43.430)	9:19.158 (42.931)	
10:01.615 (42.457)				
2 Miest, Mackinzee	JR Gustavus	11:01.25	10:43.87	2
43.311 (43.311)	1:26.444 (43.133)	1:26.444 (0.000)	2:09.479 (43.035)	
2:53.344 (43.865)	4:20.274 (1:26.930)	5:03.519 (43.245)	5:46.387 (42.868)	
6:29.042 (42.655)	7:11.400 (42.358)	7:53.786 (42.386)	8:36.850 (43.064)	
9:20.466 (43.616)	10:02.866 (42.400)			
3 Erlenborn, Mikayla	FR Bethel	11:00.00	10:47.59	2
43.255 (43.255)	1:25.922 (42.667)	2:09.323 (43.401)	2:53.252 (43.929)	
3:37.248 (43.996)	4:19.962 (42.714)	5:03.307 (43.345)	5:45.736 (42.429)	
6:27.743 (42.007)	7:10.018 (42.275)	7:52.668 (42.650)	8:36.578 (43.910)	
9:20.318 (43.740)	10:04.862 (44.544)			
4 Cole, Grace	JR Bethel	10:59.68	10:56.74	2
5:03.000 (5:03.000)				
5 Villalobos, Evelyn	FR Gustavus	11:00.00	x10:57.00	2
1:26.819 (1:26.819)	2:09.738 (42.919)	2:53.688 (43.950)	3:37.952 (44.264)	
4:21.767 (43.815)	5:05.535 (43.768)	5:49.285 (43.750)	6:33.756 (44.471)	
7:18.926 (45.170)	8:03.690 (44.764)	8:48.036 (44.346)	9:31.984 (43.948)	
10:16.288 (44.304)				
6 Moorjani, Raina	FR Bethel	11:05.03	x10:58.29	2
1:26.986 (1:26.986)	2:10.083 (43.097)	2:53.875 (43.792)	3:38.208 (44.333)	
4:22.037 (43.829)	5:05.780 (43.743)	5:48.923 (43.143)	6:32.557 (43.634)	
7:16.545 (43.988)	8:00.057 (43.512)	8:44.638 (44.581)	9:30.354 (45.716)	
10:16.658 (46.304)				
7 Decker, Anna	FR Bethel	11:05.00	x11:07.07	2
43.541 (43.541)	1:26.373 (42.832)	1:26.373 (0.000)	2:09.830 (43.457)	
2:53.644 (43.814)	3:37.471 (43.827)	4:20.828 (43.357)	5:03.723 (42.895)	
5:46.872 (43.149)	6:29.944 (43.072)	7:14.372 (44.428)	7:59.456 (45.084)	
8:45.572 (46.116)	9:32.230 (46.658)	10:19.846 (47.616)		
8 Hage, Evie	FR Bethel	11:25.00	x11:19.54	1
9 Hardwick, Laura	FR Bethel	11:26.44	x11:19.60	1
10 Severson, Julia	JR Gustavus	10:59.79	x11:25.20	2
43.071 (43.071)	1:26.224 (43.153)	2:09.558 (43.334)	2:53.504 (43.946)	
3:37.662 (44.158)	4:21.929 (44.267)	5:06.899 (44.970)	5:53.476 (46.577)	
6:40.499 (47.023)	7:28.322 (47.823)	8:15.951 (47.629)	9:03.592 (47.641)	
9:51.879 (48.287)	10:38.201 (46.322)			
11 Harms, Josie	FR Bethel	11:25.00	x11:28.57	1
12 Larsen-Schmidt, Gracia	FR St. Olaf	10:55.00	11:37.91	2
43.002 (43.002)	1:26.103 (43.101)	2:10.005 (43.902)	2:54.136 (44.131)	
3:38.725 (44.589)	4:23.826 (45.101)	5:10.613 (46.787)	5:57.945 (47.332)	
6:46.321 (48.376)	7:34.621 (48.300)	8:23.801 (49.180)	9:13.481 (49.680)	
10:03.743 (50.262)	10:52.720 (48.977)			
13 Paulson, Lindsey	JR Gustavus	11:42.67	x11:42.30	1
14 Hagen, Sydney	FR Gustavus	12:00.00	x11:46.34	1
15 Norvell, Seneca	JR St. Olaf	11:40.00	11:46.50	1
16 Koivisto, Taina	SO Gustavus	12:00.00	x11:50.48	1
17 Tuvey, Amanda	SO Saint Marys	11:58.34	11:53.78	1
18 Kaur, Simi	FR Gustavus		x12:26.47	1
19 St. George, Ellesa	FR Bethel	12:30.00	x12:43.46	1
20 Mucha, Bryn	JR Gustavus		x13:23.45	1

St. Olaf Quadrangular - 1/28/2022 to 1/29/2022**Tostrud Center, St. Olaf College****Results - Running Events****...Women 3000 Meter Run**

21 English, Nadia	SO Gustavus	13:49.73	x13:29.20	1
-------------------	-------------	----------	-----------	---

Women 60 Meter Hurdles

Name	Year School	Seed	Finals
1 Miller, Danielle	FR Gustavus	9.82	9.64
2 Huetten, Makenna	FR Gustavus	10.46	10.19
3 Stackhouse, Ally	FR Bethel	10.49	10.22
4 King, Hannah	SO Bethel	10.50	10.26
5 Gaebe, Erica	FR Gustavus	11.09	x11.14

Women 4x200 Meter Relay

School	Seed	Finals
1 St. Olaf 'A'	1:54.00	1:51.75
1) Kroschel, Karla SO		
2) Storbakken, Emma FR		
3) Sahly, Emma FR		
4) Holman, Ququ SO		

Women 4x400 Meter Relay

School	Seed	Finals	H#
1 Bethel 'A'	4:05.00	4:06.74	2
1) Brown, Makenna SO			
2) Nordberg, Britta SO			
3) Ihde, Annessa FR			
4) Turek, Mikayla SO			
2 St. Olaf 'A'	4:14.31	4:12.53	2
1) Kroschel, Karla SO			
2) Storbakken, Emma FR			
3) Sahly, Emma FR			
4) Holman, Ququ SO			
3 Bethel 'B'	4:15.00	x4:19.00	2
1) Smith, Jessie FR			
2) Gregg, Hailey FR			
3) Holloway, Malakai JR			
4) Brockberg, Emily SO			
4 Saint Marys 'A'	4:01.24	4:25.27	2
1) Swanson, Anna JR			
2) Gearin, Caroline SO			
3) Klausler, Sydney SR			
4) Weis, Madison JR			
5 St. Olaf 'C'	4:30.00	x4:28.43	1
1) Mauzer, Riley JR			
2) Abernethy, Sophie FR			
3) Gossard, Sophie JR			
4) Kusser, Chloe SO			
6 Gustavus 'A'	4:24.00	4:32.09	2
1) Helms-Leslie, Emilia FR			
2) Huetten, Makenna FR			
3) Geraets, Megan FR			
4) Storley, Caitlyn SO			
7 Bethel 'C'	4:28.00	x4:32.62	1
1) Swenson, Abbie FR			
2) Rysdahl, Kaye FR			
3) Minshull, Larissa FR			
4) Nelson, Esther FR			
8 St. Olaf 'B'	4:30.00	x4:39.91	1
1) Fromm, Jules FR			
2) Gebert, Katie SO			
3) Benzer, Sydney FR			
4) Plechaty, Zoe JR			
9 Gustavus 'B'	4:40.00	x4:45.19	1
1) Beyer, Avery JR			
2) Walukas, Kailyn FR			
3) Omdal, Anna FR			
4) Hagen, Sydney FR			

St. Olaf Quadrangular - 1/28/2022 to 1/29/2022**Tostrud Center, St. Olaf College****Results - Running Events****Men 60 Meter Dash**

Name	Year	School	Seed	Prelims	H#
Preliminaries					
1 Doyle, Cort	FR	Bethel	7.28	7.25Q	3
2 Arnold, Dylan	FR	St. Olaf	7.25	7.32Q	2
3 Peal, David	JR	Gustavus	7.24	7.35Q	1
4 Le, Nathan	FR	Gustavus	7.29	7.28q	3
5 McConnell, Cameron	FR	Bethel	7.33	7.34q	2
6 Smith, Albert	JR	Bethel	7.50	7.36q	1
7 Adamson, Oliver	FR	Saint Marys	7.43	7.44q	3
8 Strupp, Coleton	JR	Saint Marys	7.40	7.45q	1
9 Skelly, Matthew	FR	Gustavus	7.38	7.49	1
10 Zeitchick, Seth	SO	Gustavus	7.42	7.50	2
11 Cooper, Dan	SO	Saint Marys	7.50	7.53	1
12 Barrett, Nick	FR	Gustavus	7.48	7.55	2
13 Bies, Danny	FR	Gustavus	7.44	7.55	3
14 Charlton, Josh	FR	St. Olaf	7.53	7.63	2
15 Cisewski, Antonio	FR	Saint Marys	7.63	7.64	2
16 Nissen, Matthew	FR	St. Olaf	7.54	7.65	3
17 Serebour, Ababio	JR	Gustavus		7.68	2
18 Flentje, Dominic	FR	Gustavus	7.59	7.68	3
19 Broad, Michael	FR	Gustavus		7.76	3
20 Rikkers, Sam	FR	St. Olaf	7.90	7.80	1
21 Matetich, Cole	FR	Gustavus		7.92	3
22 Wiessenberger, Jack	JR	Gustavus	7.98	7.96	2

Men 60 Meter Dash

Name	Year	School	Prelims	Finals
Finals				
1 McConnell, Cameron	FR	Bethel	7.34	7.18 7.179
2 Peal, David	JR	Gustavus	7.35	7.22 7.223
3 Arnold, Dylan	FR	St. Olaf	7.32	7.23 7.227
4 Le, Nathan	FR	Gustavus	7.28	7.24
5 Doyle, Cort	FR	Bethel	7.25	7.27
6 Smith, Albert	JR	Bethel	7.36	x7.37
7 Strupp, Coleton	JR	Saint Marys	7.45	7.46
8 Adamson, Oliver	FR	Saint Marys	7.44	7.65

Men 200 Meter Dash

Name	Year	School	Seed	Finals	H#
1 Parent, Jacob	FR	Bethel	22.75	22.70	4
2 Sampson, Josh	SO	Bethel	22.80	22.84	4
3 Quiring, Wyatt	JR	Gustavus	22.80	23.16	4
4 Ekiyor, Jayson	FR	Bethel	24.05	x23.71	2
5 Zeitchick, Seth	SO	Gustavus	23.33	23.83	3
6 Doyle, Cort	FR	Bethel	23.75	x23.84	3
7 McConnell, Cameron	FR	Bethel	23.40	x23.93	3
8 Karngar, Trokon	JR	Bethel	23.88	x24.04	2
9 Smith, Albert	JR	Bethel	23.95	x24.44	2
10 Moeller, Calvin	FR	Gustavus		x24.96	3
11 Skelly, Matthew	FR	Gustavus	24.25	x25.27	1

St. Olaf Quadrangular - 1/28/2022 to 1/29/2022**Tostrud Center, St. Olaf College****Results - Running Events****...Men 200 Meter Dash**

12 Gatz, Aidan	FR Saint Marys		25.87	2
13 Bassett, Jackson	FR St. Olaf	25.65	25.92	1
14 Sullivan, Logan	FR Gustavus	25.28	x26.36	4
15 Schmidt, Joe	FR Gustavus		x26.67	1

Men 400 Meter Dash

Name	Year School	Seed	Finals
1 Jackson, Garrett	JR Saint Marys	50.88	52.70
24.431 (24.431)	52.691 (28.260)		
2 Gushwa, Agro	FR Gustavus	53.27	54.53
26.137 (26.137)	54.523 (28.386)		
3 Bashir, Yahya	FR Gustavus	54.80	55.08
26.431 (26.431)	55.079 (28.648)		
4 Stursa, Tyler	FR Gustavus	55.10	x56.13
27.270 (27.270)	56.127 (28.857)		

Men 600 Meter Run

Name	Year School	Seed	Finals	H#
1 Smith, Joel	JR Bethel	1:23.50	1:21.78	2
26.359 (26.359)	53.222 (26.863)	1:21.778 (28.556)		
2 Smith, Tyler	FR Gustavus	1:27.00	1:24.52	2
27.226 (27.226)	55.204 (27.978)	1:24.516 (29.312)		
3 Fuller, Blake	FR Gustavus	1:27.50	1:24.69	2
27.390 (27.390)	55.545 (28.155)	1:24.681 (29.136)		
4 Smith, Nathan	FR Bethel	1:26.99	1:25.59	2
27.508 (27.508)	56.003 (28.495)	1:25.589 (29.586)		
5 Rupnow, Markus	FR Gustavus	1:27.50	x1:26.60	2
27.808 (27.808)	1:26.594 (58.786)			
6 Brindamour, Isaiah	SO Saint Marys		1:28.18	1
27.985 (27.985)	57.263 (29.278)	1:28.171 (30.908)		
7 Oviguian, Peter	FR Gustavus	1:29.11	x1:29.07	1
28.185 (28.185)	58.135 (29.950)	1:29.067 (30.932)		
8 Stewart, Tad	SO Bethel	1:30.01	x1:29.10	1
28.224 (28.224)	57.874 (29.650)	1:29.092 (31.218)		
9 Marble, Sam	SO Gustavus	1:33.11	x1:30.20	1 1:30.193
29.220 (29.220)	59.012 (29.792)	1:30.193 (31.181)		
10 Nelson, Clark	FR Bethel	1:27.05	x1:30.20	2 1:30.195
27.779 (27.779)	1:30.195 (1:02.416)			

Men 800 Meter Run

Name	Year School	Seed	Finals	H#
1 Malek, Luke	JR St. Olaf	1:59.27	2:00.13	2
29.680 (29.680)	59.167 (29.487)	1:29.026 (29.859)	2:00.123 (31.097)	
2 Degonda, Jack	JR Gustavus	2:02.00	2:01.34	2
30.109 (30.109)	59.863 (29.754)	2:01.335 (1:01.472)		
3 Schmidt, Otto	FR St. Olaf	2:04.35	2:04.63	2
30.420 (30.420)	1:00.729 (30.309)	2:04.629 (1:03.900)		
4 Hansen, Marcus	FR Gustavus	2:03.50	2:05.13	2
30.202 (30.202)	1:00.439 (30.237)	2:05.129 (1:04.690)		

St. Olaf Quadrangular - 1/28/2022 to 1/29/2022**Tostrud Center, St. Olaf College****Results - Running Events****....Men 800 Meter Run**

5	Kuecker, Gabe	FR Bethel	2:02.00	2:05.21	2
	29.938 (29.938)	59.606 (29.668)	2:05.202 (1:05.596)		
6	Michels, Corbin	JR Gustavus	2:06.44	x2:05.44	1
	30.103 (30.103)	1:00.543 (30.440)	2:05.439 (1:04.896)		
7	Cogley, Andrew	FR St. Olaf	2:06.11	x2:06.28	1
	30.273 (30.273)	1:02.159 (31.886)	1:02.160 (0.001)	2:06.280 (1:04.120)	
8	Wilson, Josh	JR Gustavus	2:06.00	x2:07.56	1
	30.352 (30.352)	2:07.555 (1:37.203)			
9	Steinbrecher, Quinn	SO Saint Marys	2:06.90	2:09.63	1
	30.607 (30.607)	1:02.141 (31.534)	1:02.143 (0.002)	2:09.628 (1:07.485)	
10	Mayer, Max	JR St. Olaf	2:11.14	x2:10.82	1
	31.913 (31.913)	1:03.737 (31.824)	2:10.816 (1:07.079)		
11	Olfert, Nick	SO Gustavus	2:07.00	x2:11.65	1
	30.994 (30.994)	1:03.225 (32.231)	2:11.643 (1:08.418)		
12	Price, David	FR Bethel	2:27.16	2:21.55	1
	30.492 (30.492)	1:04.604 (34.112)	2:21.546 (1:16.942)		
13	McCabe, Jack	JR Gustavus	2:08.00	x2:24.06	1
	32.132 (32.132)	1:06.688 (34.556)	2:24.060 (1:17.372)		

Men 1 Mile Run

Name	Year School	Seed	Finals	H#
1 Wallin, Tucker	SO Gustavus	4:26.04	4:24.77	2
	33.091 (33.091)	1:05.081 (31.990)	1:38.285 (33.204)	2:12.452 (34.167)
	4:24.762 (2:12.310)			
2 Degonda, Jack	JR Gustavus	4:30.08	4:26.95	2
	33.959 (33.959)	1:06.088 (32.129)	1:39.239 (33.151)	4:26.944 (2:47.705)
3 Gilbertson, Henrik	JR St. Olaf	4:35.54	4:29.25	2
	33.344 (33.344)	1:05.351 (32.007)	1:25.869 (20.518)	1:38.743 (12.874)
	2:12.749 (34.006)	2:13.065 (0.316)	4:29.245 (2:16.180)	
4 Coffey, Olaf	FR St. Olaf	4:34.11	4:32.19	2
	34.800 (34.800)	1:06.828 (32.028)	1:07.198 (0.370)	1:41.038 (33.840)
	2:15.358 (34.320)	4:32.185 (2:16.827)		
5 Graber, Grant	FR Bethel	4:35.00	4:34.02	2
	34.555 (34.555)	1:07.386 (32.831)	1:41.526 (34.140)	2:16.844 (35.318)
	4:34.004 (2:17.160)	4:34.012 (0.008)		
6 Marble, Jack	SO Gustavus	4:39.38	x4:34.27	2
	34.117 (34.117)	1:06.726 (32.609)	1:41.324 (34.598)	2:16.543 (35.219)
	4:34.256 (2:17.713)	4:34.268 (0.012)		
7 Estrada, Gabe	FR St. Olaf	4:38.00	x4:34.73	2
	35.288 (35.288)	1:07.915 (32.627)	1:42.282 (34.367)	2:17.486 (35.204)
	4:34.716 (2:17.230)	4:34.722 (0.006)		
8 Cote, Anders	FR St. Olaf	4:37.11	x4:34.87	2
	34.986 (34.986)	1:07.602 (32.616)	1:41.963 (34.361)	2:17.094 (35.131)
	4:34.858 (2:17.764)	4:34.862 (0.004)		
9 Lawhead, Brock	FR St. Olaf	4:36.00	x4:36.54	2
	34.363 (34.363)	1:40.649 (1:06.286)	2:15.560 (34.911)	4:36.536 (2:20.976)
10 Kraatz, Henry	FR St. Olaf	4:38.34	x4:39.55	2
	34.299 (34.299)	1:07.128 (32.829)	1:41.264 (34.136)	4:39.543 (2:58.279)
11 Roehl, Carson	FR Gustavus	4:52.24	x4:42.35	1
	35.489 (35.489)	1:09.458 (33.969)	2:22.399 (1:12.941)	2:59.565 (37.166)
	3:36.817 (37.252)	4:11.361 (34.544)	4:42.347 (30.986)	

St. Olaf Quadrangular - 1/28/2022 to 1/29/2022**Tostrud Center, St. Olaf College****Results - Running Events****....Men 1 Mile Run**

12 Lange, Jens	JR St. Olaf	4:49.74	x4:44.01	1
35.772 (35.772)	1:10.069 (34.297)	1:46.128 (36.059)	2:22.795 (36.667)	
2:59.861 (37.066)	3:37.021 (37.160)	4:11.646 (34.625)	4:44.005 (32.359)	
13 Hartney, Sean	FR St. Olaf	4:40.00	x4:51.41	1
35.186 (35.186)	1:09.099 (33.913)	1:45.314 (36.215)	2:22.054 (36.740)	
2:59.271 (37.217)	3:36.659 (37.388)	4:13.806 (37.147)	4:51.410 (37.604)	
14 Hage, Daniel	FR Bethel	5:20.75	4:56.50	1
36.110 (36.110)	1:10.620 (34.510)	1:46.484 (35.864)	2:23.482 (36.998)	
3:01.120 (37.638)	3:40.413 (39.293)	4:19.723 (39.310)	4:56.498 (36.775)	
15 Raabe-Pavlov, Chris	JR St. Olaf	4:55.66	x5:17.37	1
37.030 (37.030)	1:12.337 (35.307)	1:50.270 (37.933)	2:32.573 (42.303)	
3:13.450 (40.877)	3:52.110 (38.660)	4:34.184 (42.074)	5:17.366 (43.182)	
16 Bauer, Hunter	SO Bethel	5:30.00	x5:20.27	1
36.522 (36.522)	1:12.834 (36.312)	2:32.363 (1:19.529)	3:14.711 (42.348)	
3:57.691 (42.980)	4:40.169 (42.478)	5:20.266 (40.097)		
17 Hutchinson, John	FR Bethel	5:45.00	x6:20.24	1
41.281 (41.281)	1:25.701 (44.420)	2:13.316 (47.615)	3:01.735 (48.419)	
3:51.405 (49.670)	4:41.603 (50.198)	5:32.255 (50.652)	6:20.231 (47.976)	

Men 3000 Meter Run

Name	Year School	Seed	Finals	H#
1 Hinchcliffe, Henry	FR Gustavus	9:05.00	8:52.31	2
36.104 (36.104)	1:11.505 (35.401)	1:46.844 (35.339)	2:22.429 (35.585)	
2:59.557 (37.128)	3:35.623 (36.066)	4:11.196 (35.573)	4:47.902 (36.706)	
5:23.922 (36.020)	5:59.246 (35.324)	6:34.521 (35.275)	7:11.636 (37.115)	
7:47.061 (35.425)	8:19.964 (32.903)			
2 Knutson, Bryce	JR Gustavus	9:00.24	8:54.99	2
36.597 (36.597)	1:11.977 (35.380)	1:47.641 (35.664)	2:23.284 (35.643)	
3:00.020 (36.736)	3:36.246 (36.226)	4:12.063 (35.817)	4:48.442 (36.379)	
5:24.190 (35.748)	5:59.841 (35.651)	6:35.199 (35.358)	7:11.154 (35.955)	
7:46.537 (35.383)	8:21.280 (34.743)			
3 Mendel, Ike	JR Bethel	8:50.00	8:58.82	2
36.366 (36.366)	1:11.634 (35.268)	1:47.364 (35.730)	2:23.037 (35.673)	
2:59.768 (36.731)	3:35.987 (36.219)	4:11.647 (35.660)	4:47.716 (36.069)	
5:23.655 (35.939)	5:59.439 (35.784)	6:34.912 (35.473)	7:11.362 (36.450)	
7:47.549 (36.187)	8:24.011 (36.462)			
4 St George, Aidan	SO Bethel	9:10.00	8:59.85	2
37.058 (37.058)	1:12.475 (35.417)	1:48.388 (35.913)	2:24.400 (36.012)	
3:00.860 (36.460)	3:37.412 (36.552)	4:12.962 (35.550)	4:48.884 (35.922)	
5:24.512 (35.628)	6:00.128 (35.616)	6:35.486 (35.358)	7:11.706 (36.220)	
7:48.226 (36.520)	8:25.078 (36.852)			
5 Schnirring, Lucas	JR Gustavus	9:06.53	x9:03.54	2
36.966 (36.966)	1:12.242 (35.276)	1:48.124 (35.882)	2:23.927 (35.803)	
3:00.525 (36.598)	3:36.908 (36.383)	4:12.647 (35.739)	4:48.709 (36.062)	
5:24.430 (35.721)	6:00.825 (36.395)	6:36.936 (36.111)	7:14.117 (37.181)	
7:51.294 (37.177)	8:27.724 (36.430)			
6 Thompson, Reese	FR Bethel	9:00.00	x9:06.26	2
36.265 (36.265)	1:11.737 (35.472)	1:47.885 (36.148)	3:00.291 (1:12.406)	
3:36.575 (36.284)	4:12.391 (35.816)	4:49.047 (36.656)	5:25.224 (36.177)	
6:02.182 (36.958)	6:39.543 (37.361)	7:16.743 (37.200)	7:55.097 (38.354)	
8:31.986 (36.889)				

St. Olaf Quadrangular - 1/28/2022 to 1/29/2022**Tostrud Center, St. Olaf College****Results - Running Events****....Men 3000 Meter Run**

7 Montresor, Kevin	SO St. Olaf	9:12.06	9:07.32	2
35.936 (35.936)	1:11.324 (35.388)	1:47.096 (35.772)	2:22.782 (35.686)	
2:59.352 (36.570)	3:35.757 (36.405)	4:11.900 (36.143)	4:48.349 (36.449)	
5:24.689 (36.340)	6:01.353 (36.664)	6:38.957 (37.604)	7:16.965 (38.008)	
7:54.777 (37.812)	8:32.171 (37.394)			
8 LaVigne, Trevor	SO Gustavus	9:13.43	x9:08.18	1
34.919 (34.919)	34.919 (0.000)	1:12.693 (37.774)	1:50.621 (37.928)	
9 Wielgos, Jake	FR Gustavus	9:25.50	x9:19.32	1
35.681 (35.681)	1:13.449 (37.768)	1:51.293 (37.844)		
10 Payne, Matt	SO Gustavus	9:13.16	x9:19.48	1
35.212 (35.212)	1:12.960 (37.748)	1:50.903 (37.943)		
11 Meissner, Noah	FR Bethel	9:00.00	x9:24.88	2
36.838 (36.838)	1:12.261 (35.423)	1:48.262 (36.001)	2:24.173 (35.911)	
3:00.691 (36.518)	3:37.240 (36.549)	4:13.555 (36.315)	4:50.346 (36.791)	
5:28.010 (37.664)	6:06.663 (38.653)	6:46.511 (39.848)	7:25.578 (39.067)	
8:05.937 (40.359)	8:45.575 (39.638)			
12 McCullough, Logan	FR Gustavus	9:25.37	x9:27.24	1
35.867 (35.867)	1:13.765 (37.898)			
13 Pedersen, Luke	SO Bethel	9:45.00	x9:35.01	1
36.427 (36.427)	1:13.904 (37.477)	1:52.013 (38.109)		
14 Kalsnes, Jonah	FR Gustavus	9:52.26	x9:39.33	1
36.923 (36.923)	1:14.219 (37.296)	1:52.320 (38.101)		
15 Jacobson, Logan	SO Bethel	9:50.00	x9:49.64	1
37.084 (37.084)	1:15.020 (37.936)			
16 Narum, Anders	JR St. Olaf	9:28.16	9:50.48	1
35.914 (35.914)	1:13.602 (37.688)	1:51.445 (37.843)		
17 Vite, Mauricio	FR St. Olaf	10:32.28	x9:58.49	1
1:14.777 (1:14.777)				
18 Peterson, Luke	FR Bethel	9:55.00	x10:02.15	1
36.765 (36.765)	1:14.526 (37.761)	1:14.526 (0.000)		

Men 60 Meter Hurdles

Name	Year School	Seed	Finals
1 Ekiyor, Jayson	FR Bethel	8.45	8.29
2 Myres, David	FR Bethel	8.73	8.53
3 Day, Logan	JR St. Olaf	8.99	9.21
4 Nissen, Matthew	FR St. Olaf	9.09	9.34
5 Bassett, Jackson	FR St. Olaf	9.57	x9.63
6 Lee, Josh	FR Bethel		x9.68

Men 4x200 Meter Relay

School	Seed	Finals	H#
1 St. Olaf 'A'	1:37.21	1:39.25	2
1) Forbes, Duncan JR	2) Gunderson, Tyler FR		
3) McNearny, Devin FR	4) Nichols, Danny SO		
2 Gustavus 'B'	1:38.50	1:39.31	1
1) Flentje, Dominic FR	2) Broad, Michael FR		
3) Serebour, Ababio JR	4) Wiessenberger, Jack JR		
-- Gustavus 'A'	1:31.54	DQ	2 Zone Violation
1) Subah, Isaiah FR	2) Zeitchick, Seth SO		
3) Kiehne, Carson FR	4) Quiring, Wyatt JR		

St. Olaf Quadrangular - 1/28/2022 to 1/29/2022**Tostrud Center, St. Olaf College****Results - Running Events****...Men 4x200 Meter Relay**

-- St. Olaf 'B'		DQ	1	Zone Violation
1) Charlton, Josh FR	2) Cumps, Julian FR			
3) Rikkers, Sam FR	4) Bassett, Jackson FR			
-- Bethel 'A'	1:34.23	DQ	2	Zone Violation
1) Mckean, Benn FR	2) Braun, Alec FR			
3) Lee, Josh FR	4) Bjork, Sean JR			

Men 4x400 Meter Relay

School	Seed	Finals	H#
1 Bethel 'A'	3:26.00	3:28.67	3
1) Smith, Nathan FR	2) Parent, Jacob FR		
3) Stewart, Tad SO	4) Sampson, Josh SO		
2 Bethel 'B'	3:26.00	x3:32.76	3
1) Myres, David FR	2) Karngar, Trokon JR		
3) Nelson, Clark FR	4) Smith, Joel JR		
3 Gustavus 'A'	3:28.00	3:35.11	3
1) Oviguiian, Peter FR	2) Fuller, Blake FR		
3) Smith, Tyler FR	4) Marble, Jack SO		
4 St. Olaf 'A'	3:33.00	3:36.03	3
1) Forbes, Duncan JR	2) Malek, Luke JR		
3) Gunderson, Tyler FR	4) Schmidt, Otto FR		
5 Gustavus 'C'	3:40.00	x3:43.80	2
1) Diercks, Korrigan FR	2) Marble, Sam SO		
3) Hansen, Marcus FR	4) Michels, Corbin JR		
6 Gustavus 'B'	3:31.00	x3:44.83	2
1) Johnson, Noah JR	2) Gushwa, Agro FR		
3) Bashir, Yahya FR	4) Wallin, Tucker SO		
7 St. Olaf 'B'	3:38.00	x3:45.11	2
1) Nichols, Danny SO	2) Gilbertson, Henrik JR		
3) Marsh, Jackson FR	4) Hartney, Sean FR		
8 Saint Marys 'A'	3:26.09	3:45.78	3
1) Brindamour, Isaiah SO	2) Jackson, Garrett JR		
3) Steinbrecher, Quinn SO	4) Adamson, Oliver FR		
9 Gustavus 'D'	3:40.00	x3:46.20	2
1) Moeller, Calvin FR	2) Rupnow, Markus FR		
3) Broad, Michael FR	4) Wilson, Josh JR		
10 Bethel 'C'	3:55.00	x3:48.97	1
1) Graber, Grant FR	2) Kuecker, Gabe FR		
3) Hage, Daniel FR	4) Bauer, Hunter SO		
11 St. Olaf 'C'	3:42.00	x3:53.15	1
1) McNearny, Devin FR	2) Estrada, Gabe FR		
3) Coffey, Olaf FR	4) Cogley, Andrew FR		
12 Gustavus 'E'	3:42.00	x4:01.60	1
1) Stursa, Tyler FR	2) Olfert, Nick SO		
3) Michael, Zane JR	4) Roehl, Carson FR		

Women's Tr ▾



WTRACK
02.26 FINAL



Saint Mary's
MIAC Indoor Champion...



WTRACK
03.05.22



Saint Mary's
Last Chance Meet



WTRACK
03.05.22



Saint
Last C



WOMEN'S TRACK & FIELD

[Questionnaire](#) [Roster](#) [More +](#)



Klausler, Jackson lead Cardinals' charge

2/5/2022 6:27:00 PM



By: **DONNY NADEAU**, Saint Mary's Sports Information Director | dnadeau@smumn.edu

RIVER FALLS, Wis. — A week after squaring off against a field comprised of fellow teams from the Minnesota Intercollegiate Athletic Conference, the Saint Mary's University track and field

[MEET RESULTS \(PDF\)](#)

[GAMEDAY PREVIEW](#)

teams took their talents across the border — squaring off against a field predominately filled with teams from the Wisconsin Intercollegiate Athletic Conference.

And the Cardinals put on quite a show.

[Sydney Klausler](#) (Lakeville, Minn.) and Garret Jackson (West Linn, Ore.) each recorded first-place performances, as the Cardinals closed out the afternoon with 21 Top 5 finishes at the non-team-scored UW-River Falls Winter Classic.

Klausler had a very busy afternoon for the Cardinal women — who had nine Top 5 showings — as the senior won the 60 in a time of 8.29, while added four-place efforts in both the 200 (27.74) and the long jump (4.99 meters).

Jackson, meanwhile, accounted for two of the SMU men's 12 Top 5 performances, stopping the clock in 23.12 to win the 200, while adding a 51.86 for a fourth-place showing in the 400.

[Emily Kern](#) (Buffalo, Minn.) delivered a second-place time of 5:44.22 in the mile and [Samantha Kubes](#) (New Prague, Minn.) posted a second in the shot put (11.39m) and a third in the weight throw (13.87) for the SMU women, who also got fourths from [Nathalie Freire](#) (Bloomington, Minn. / pole vault, 3.12m) and [Morgan Wallenda](#) (Fond du Lac, Wis. / shot put, 10.60m), and a fifth from [Emmarie Byom](#) (La Crescent, Minn. / pole vault, 2.37m).

Quinn Steinbrecher (Holmen, Wis.) and Aiden Gatz (Elburn, Ill.) each recorded seconds for the SMU men — Steinbrecher in the mile (4:49.44) and Gatz in the pole vault (4.52m) — with Isaiah Brindamour (Hinckley Minn. / 800, 2:04.16), Coleton Strupp (Holmen, Wis. / pole vault, 4.37m), and Sean Curran (Appleton, Wis. / weight throw, 16.20m) all chipping in third-place performances.

Other Top 5 finishes for the Cardinal men included: Dan Cooper (Belle Plaine, Minn. / fourth in triple jump, 11.71m; fifth in long jump, 6.21m), Frankie Bakalars (La Crosse, Wis. / fourth in weight, 15.92m), and Chris Bulwa (Glenview, Ill. / fifth in triple jump, 11.03m).

The Cardinals are right back in action next Saturday, heading to Northfield, Minn., to take part in the Meet of the Hearts, hosted by Carleton

02.26.22

Gearin, Jackson pace SMU during Day 2

02.25.22

Gatz, Klausler, Curran lead SMU at MIAC

02.18.22

Curran, Gearin lead way for Cardinals

UWRF Invitational - 2/5/2022

Knowles Center

Results

Women 60 Meter Dash

Name	Year	School	Seed	Prelims	H#
Preliminaries					
1 Klausler, Sydney	SR	Saint Marys		8.28Q	2
2 Utgaard, Abrianna	JR	Saint Marys	8.65	8.76Q	1
3 Block, LaRissa	FR	UW Stout	8.39	8.32q	2
4 Hansen, Sarah	FR	UW River Falls	8.47	8.38q	2
5 Ryerson, Emily	FR	Waldorf		8.52q	2
6 Weishoff, Abi	FR	UW Stout		8.60q	2
7 Mata, Carmen	SO	Waldorf		9.00q	1
8 Koenen, Brooke	SO	UW Superior	9.02	9.13q	1
9 Hintzman, Megan	FR	UW River Falls	9.33	9.30	2
10 Beron, Presley	FR	UW Superior		9.76	1
-- Senaphanh, Linda	SO	Bethany Lutheran	9.09	DNF	2

Women 60 Meter Dash

Name	Year	School	Prelims	Finals
Finals				
1 Klausler, Sydney	SR	Saint Marys	8.28	8.29
2 Hansen, Sarah	FR	UW River Falls	8.38	8.39
3 Block, LaRissa	FR	UW Stout	8.32	8.43
4 Ryerson, Emily	FR	Waldorf	8.52	8.63
5 Weishoff, Abi	FR	UW Stout	8.60	8.65
6 Utgaard, Abrianna	JR	Saint Marys	8.76	8.70
7 Mata, Carmen	SO	Waldorf	9.00	8.88
8 Koenen, Brooke	SO	UW Superior	9.13	9.27

Women 200 Meter Dash

Name	Year	School	Seed	Finals	H#
1 LeFever, Lexi	SO	UW River Falls	24.76	25.47	5
2 Langlois, Sarah	SO	UW River Falls	27.02	27.30	5
3 Hansen, Sarah	FR	UW River Falls	27.94	27.59	4
4 Klausler, Sydney	SR	Saint Marys	26.46	27.74	5
5 Larson, Kaiya	FR	UW Stout	28.00	28.11	4
6 Freire, Nathalie	SR	Saint Marys		28.26	1
7 Clarke-Ashford, Catherin	SO	Waldorf	28.27	28.95	4
8 Cole, Lexi	FR	UW Stout	28.50	29.26	3
9 Klocke, Kalli Jo	SO	UW River Falls	27.38	29.29	4
10 Ryerson, Emily	FR	Waldorf	29.19	29.86	3
11 Weis, Madison	JR	Saint Marys	29.12	29.99	3
12 McCue, Megan	FR	Bethany Lutheran	28.90	30.85	3
13 Mata, Carmen	SO	Waldorf	30.98	30.99	2
14 Becker, Anna	FR	Saint Marys		31.19	1
15 Koenen, Brooke	SO	UW Superior	30.37	32.20	2
16 Newman, Jessica	JR	UW Superior	32.51	32.31	2

Women 400 Meter Dash

Name	Year	School	Seed	Finals	H#
------	------	--------	------	--------	----

UWRF Invitational - 2/5/2022

Knowles Center

Results

...Women 400 Meter Dash

1	Reisner, Sydney	SO UW Stout	1:01.06	1:02.13	2
	29.581 (29.581)	1:02.129 (32.548)			
2	Lehman, Kiley	SO UW Stout	1:02.00	1:03.23	2
	28.715 (28.715)	1:03.224 (34.509)			
3	Thomas, Dalie	SO UW Stout	1:03.50	1:03.59	1
	30.023 (30.023)	1:03.581 (33.558)			
4	Knapp, Katelyn	FR UW Stout	1:02.95	1:04.93	2
	29.028 (29.028)	1:04.929 (35.901)			
5	Clarke-Ashford, Catherin	SO Waldorf	1:03.40	1:04.99	1
	29.797 (29.797)	1:04.987 (35.190)			
6	Hall, Anna	SO UW Stout	1:10.60	1:12.21	1
	33.172 (33.172)	1:12.205 (39.033)			

Women 800 Meter Run

Name	Year School	Seed	Finals	H#
1 Halbach, Megan	FR UW River Falls	2:29.50	2:35.76	3
	37.383 (37.383)	1:18.243 (40.860)	1:58.775 (40.532)	2:35.757 (36.982)
2 Laudenbach, Maria	FR UW River Falls	2:35.80	2:38.35	3
	36.932 (36.932)	1:17.747 (40.815)	1:58.550 (40.803)	2:38.346 (39.796)
3 Braunlich, Sammy	FR UW River Falls	2:32.24	2:39.08	3
	37.356 (37.356)	1:18.034 (40.678)	1:58.820 (40.786)	2:39.071 (40.251)
4 Hoppe, Cianna	SO Bethany Lutheran	2:29.83	2:39.98	3
	37.104 (37.104)	1:18.656 (41.552)	2:01.408 (42.752)	2:39.971 (38.563)
5 Koski, Nicole	SR UW Superior	2:38.50	2:41.01	2
	39.372 (39.372)	1:19.995 (40.623)	2:01.033 (41.038)	2:41.007 (39.974)
6 Merwin, Jordan	FR Bethany Lutheran	2:39.07	2:42.54	2
	39.104 (39.104)	1:19.662 (40.558)	2:01.283 (41.621)	2:42.540 (41.257)
7 Kuhlman, Chloe	SO Bethany Lutheran	2:35.48	2:47.28	2
	38.769 (38.769)	1:19.244 (40.475)	2:01.989 (42.745)	2:47.273 (45.284)
8 Jiardini, Zena	FR UW River Falls	2:30.00	2:47.88	3
	36.766 (36.766)	1:18.227 (41.461)	2:01.298 (43.071)	2:47.878 (46.580)
9 Sovacool, Rachel	FR Bethany Lutheran		2:48.33	1
	38.860 (38.860)	1:21.056 (42.196)	2:04.395 (43.339)	2:48.330 (43.935)
10 Wood, Danielle	FR Waldorf		2:48.92	1
	39.951 (39.951)	1:21.026 (41.075)	2:03.990 (42.964)	2:48.920 (44.930)
11 Mason, Izzi	FR UW River Falls	2:48.95	2:53.71	2
	38.418 (38.418)	1:20.828 (42.410)	2:06.929 (46.101)	2:53.708 (46.779)
12 Robelia, Kennedy	JR UW Superior		2:54.46	1
	41.679 (41.679)	1:24.742 (43.063)	2:10.160 (45.418)	2:54.451 (44.291)
13 Zaccaria, Angela	FR Bethany Lutheran	2:57.96	2:54.51	2
	40.002 (40.002)	1:22.696 (42.694)	2:09.075 (46.379)	2:54.502 (45.427)
14 Metz, Emmeline	FR Bethany Lutheran		3:00.15	1
	41.337 (41.337)	1:26.547 (45.210)	2:14.963 (48.416)	3:00.145 (45.182)
15 Barker, Halle	FR UW Superior		3:00.98	1
	40.210 (40.210)	1:24.099 (43.889)	2:12.881 (48.782)	3:00.976 (48.095)
16 Rethemeyer, Hannah	FR Bethany Lutheran	3:07.43	3:09.03	1
	43.065 (43.065)	1:29.923 (46.858)	2:20.388 (50.465)	3:09.025 (48.637)

Women 1 Mile Run

Name	Year School	Seed	Finals
------	-------------	------	--------

UWRF Invitational - 2/5/2022

Knowles Center

Results

...Women 1 Mile Run

1	Cunningham, Emily	FR UW Stout	5:20.00	5:17.84
	37.889 (37.889)	1:15.934 (38.045)	1:55.559 (39.625)	2:35.601 (40.042)
	3:17.047 (41.446)	3:58.859 (41.812)	4:39.942 (41.083)	
2	Kern, Emily	JR Saint Marys	5:44.22	
	41.853 (41.853)	1:25.435 (43.582)	2:10.612 (45.177)	2:55.778 (45.166)
	3:40.035 (44.257)	4:22.520 (42.485)	5:04.374 (41.854)	
3	Tobin, Kayla	FR Bethany Lutheran	5:41.48	5:55.67
	41.569 (41.569)	1:25.167 (43.598)	2:10.286 (45.119)	2:55.407 (45.121)
	3:41.331 (45.924)	4:27.491 (46.160)	5:12.285 (44.794)	
4	Wood, Danielle	FR Waldorf	6:47.72	6:15.07
	45.662 (45.662)	1:31.234 (45.572)	2:18.738 (47.504)	3:06.341 (47.603)
	3:55.040 (48.699)	5:33.427 (1:38.387)		
5	Wickering, Alana	JR Waldorf	6:07.89	6:15.11
	44.306 (44.306)	1:28.436 (44.130)	2:15.862 (47.426)	3:03.970 (48.108)
	3:52.129 (48.159)	4:41.898 (49.769)	5:31.940 (50.042)	
6	Scanlon, Jeanna	FR UW Superior	6:23.33	6:23.02
	45.570 (45.570)	1:31.175 (45.605)	1:33.484 (2.309)	2:19.098 (45.614)
	3:07.457 (48.359)	3:56.800 (49.343)	5:35.323 (1:38.523)	
7	Stumpf, Jaclyn	FR UW River Falls	6:45.76	6:43.85
	45.266 (45.266)	1:32.131 (46.865)	2:20.660 (48.529)	3:11.043 (50.383)
	4:04.023 (52.980)	4:58.770 (54.747)	5:53.599 (54.829)	
8	Boerner, Tea	FR UW Superior	6:48.32	6:47.70
9	Barchenger, Mindy	JR Waldorf	6:49.47	6:50.17
	46.324 (46.324)	2:23.127 (1:36.803)	3:14.468 (51.341)	4:07.942 (53.474)
	5:02.559 (54.617)	5:57.159 (54.600)		

Women 3000 Meter Run

Name	Year	School	Seed	Finals
1	Flynn, Lauren	FR UW River Falls	11:28.94	11:28.75
	44.061 (44.061)	1:29.810 (45.749)	2:16.504 (46.694)	3:03.596 (47.092)
	3:50.460 (46.864)	4:37.441 (46.981)	5:23.830 (46.389)	6:10.260 (46.430)
	6:57.226 (46.966)	7:43.598 (46.372)	8:29.035 (45.437)	9:14.042 (45.007)
	9:59.519 (45.477)	10:44.184 (44.665)	12:13.383 (1:29.199)	
2	Greelis, Maddie	FR UW River Falls	12:26.87	11:51.26
	49.197 (49.197)	1:39.658 (50.461)	2:29.419 (49.761)	3:19.465 (50.046)
	4:09.459 (49.994)	4:59.871 (50.412)	5:49.463 (49.592)	7:31.955 (1:42.492)
	8:24.121 (52.166)	9:15.926 (51.805)	10:07.315 (51.389)	10:59.267 (51.952)
	11:51.255 (51.988)	12:41.464 (50.209)	13:23.034 (41.570)	
3	Stumpf, Jaclyn	FR UW River Falls		12:56.01
	49.696 (49.696)	1:42.229 (52.533)	2:36.352 (54.123)	3:31.368 (55.016)
	4:27.571 (56.203)	5:24.561 (56.990)	6:21.144 (56.583)	7:17.618 (56.474)
	8:13.946 (56.328)	9:10.726 (56.780)	10:07.209 (56.483)	11:03.734 (56.525)
	11:59.973 (56.239)	12:56.355 (56.382)	13:53.204 (56.849)	
4	Montgomery, Callie	FR Bethany Lutheran	13:27.64	13:30.78
	49.100 (49.100)	1:40.911 (51.811)	2:34.591 (53.680)	3:29.158 (54.567)
	4:24.303 (55.145)	5:20.649 (56.346)	6:12.819 (52.170)	7:09.036 (56.217)
	8:04.262 (55.226)	9:00.305 (56.043)	9:56.329 (56.024)	10:48.951 (52.622)
	11:45.067 (56.116)	12:40.226 (55.159)	13:30.777 (50.551)	
5	Jones, Briana	JR UW River Falls		13:48.31
	49.627 (49.627)	1:42.086 (52.459)	2:36.301 (54.215)	3:31.326 (55.025)
	4:27.515 (56.189)	5:24.094 (56.579)	6:20.808 (56.714)	7:17.078 (56.270)
	8:13.425 (56.347)	9:10.135 (56.710)	10:06.737 (56.602)	11:03.141 (56.404)
	11:59.448 (56.307)	12:54.690 (55.242)	13:48.302 (53.612)	

UWRF Invitational - 2/5/2022**Knowles Center****Results****Women 60 Meter Hurdles**

Name	Year	School	Seed	Prelims	H#
Preliminaries					
1		Robertson, Kimi	SR UW River Falls	9.70	9.47Q 2
2		Raths, Kaylie	FR UW Stout	9.75	9.68Q 1
3		Harrison, Caitlin	SO UW Stout	9.52	9.75q 2
4		Ryerson, Emily	FR Waldorf	9.80	9.99q 1
5		Witbrod, Stephanie	FR Bethany Lutheran	10.38	10.14q 1
6		Cole, Lexi	FR UW Stout		10.25q 2
7		Green, Camara	JR Waldorf	10.25	10.75q 2
8		Mata, Carmen	SO Waldorf	10.54	10.93q 1
9		McCue, Megan	FR Bethany Lutheran	10.89	11.14 2
10		Kreuzer, Kenzy	FR UW Superior	11.61	11.93 2
11		Anderson, Naomi	FR Bethany Lutheran		12.68 2
12		Newman, Jessica	JR UW Superior	11.87	16.75 1
--		Byom, Emmarie	FR Saint Marys	10.37	DNF 2
--		Zastrow, Hannah	FR UW Stout	8.92	DNF 1

Women 60 Meter Hurdles

Name	Year	School	Prelims	Finals
Finals				
1		Robertson, Kimi	SR UW River Falls	9.47 9.58
2		Raths, Kaylie	FR UW Stout	9.68 9.62
3		Harrison, Caitlin	SO UW Stout	9.75 9.77
4		Ryerson, Emily	FR Waldorf	9.99 9.96
5		Witbrod, Stephanie	FR Bethany Lutheran	10.14 9.98
6		Cole, Lexi	FR UW Stout	10.25 10.43
7		Green, Camara	JR Waldorf	10.75 10.49
8		Mata, Carmen	SO Waldorf	10.93 10.91

Women 4x400 Meter Relay

School	Seed	Finals
1 UW River Falls 'B'	4:40.00	4:33.35
1) Jiardini, Zena FR		2) Braunlich, Sammy FR
3) Kuechle, Cailyn FR		4) Hintzman, Megan FR
2 Bethany Lutheran 'A'	4:36.75	4:42.20
1) Witbrod, Stephanie FR		2) Hoppe, Cianna SO
3) Anderson, Naomi FR		4) Kuhlman, Chloe SO
3 Waldorf 'A'	4:41.67	4:50.08
1) Ryerson, Emily FR		2) Clarke-Ashford, Catherine SO
3) Hemsworth, Cecelia JR		4) Wickersing, Alana JR
4 Bethany Lutheran 'B'	4:36.75	5:06.80
1) McCue, Megan FR		2) Jackson, Emily FR
3) Zaccaria, Angela FR		4) Senaphanh, Linda SO

Women Distance Medley

School	Seed	Finals
1 Bethany Lutheran 'A'	14:21.09	14:06.16
1) Kuhlman, Chloe SO		2) Zaccaria, Angela FR

UWRF Invitational - 2/5/2022

Knowles Center

Results

....Women Distance Medley

3) Hoppe, Cianna SO	4) Merwin, Jordan FR	
2 UW Superior 'A'	15:25.88	15:08.39
1) Koski, Nicole SR	2) Barker, Halle FR	
3) Boerner, Tea FR	4) Kreuzer, Kenzy FR	
3 Bethany Lutheran 'B'		15:23.91
1) Sovacool, Rachel FR	2) Anderson, Naomi FR	
3) Rethemeyer, Hannah FR	4) Metz, Emmeline FR	
-- UW River Falls 'A'		DQ Baton Violation
1) Anderson, Rachel FR	2) Mason, Izzi FR	
3) Kuechle, Cailyn FR	4) Laudenschach, Maria FR	

Women High Jump

Name	Year School	Seed	Finals
1 Zastrow, Hannah	FR UW Stout	1.70m	1.64m 5-04.50
1.10 1.20 1.30 1.40 1.45 1.50 1.55 1.60 1.64 1.68			
PPP PPP O XXO XXO XXX O XO XXO XXX			
2 Witbrod, Stephanie	FR Bethany Lutheran		1.45m 4-09.00
1.10 1.20 1.30 1.40 1.45 1.50			
PPP PPP O XXO XXO XXX			
3 McCue, Megan	FR Bethany Lutheran	1.20m	1.20m 3-11.25
1.10 1.20 1.30			
O O XXX			

Women Pole Vault

Name	Year School	Seed	Finals
1 Robertson, Kimi	SR UW River Falls	3.58m	3.42m 11-02.50
3.42 3.57			
O XXX			
2 Weishoff, Abi	FR UW Stout	3.12m	3.27m 10-08.75
2.67 2.97 3.12 3.27 3.42			
O O O O XXX			
3 Klocke, Kalli Jo	SO UW River Falls	3.40m	J3.27m 10-08.75
2.97 3.12 3.27 3.42			
O XO XO XXX			
4 Freire, Nathalie	SR Saint Marys	3.09m	3.12m 10-02.75
2.97 3.12 3.27			
O XO XXX			
5 Byom, Emmarie	FR Saint Marys	2.59m	2.37m 7-09.25
2.37 2.67			
O XXX			
6 Hintzman, Megan	FR UW River Falls	2.52m	J2.37m 7-09.25
2.37 2.67			
XO XXX			
-- Kreuzer, Kenzy	FR UW Superior		NH
1.77			
XXX			

UWRF Invitational - 2/5/2022

Knowles Center

Results

Women Long Jump

Name	Year	School	Seed	Finals
1 LeFever, Lexi	SO	UW River Falls	5.82m	5.74m 18-10.00
				FOUL 5.72m 5.67m 5.74m FOUL 5.60m
2 Block, LaRissa	FR	UW Stout	4.96m	5.19m 17-00.50
				5.19m FOUL FOUL 4.79m FOUL PASS
3 Driscoll, Jenna	FR	UW Stout	5.24m	5.08m 16-08.00
				5.03m FOUL FOUL 5.07m FOUL 5.08m
4 Klausler, Sydney	SR	Saint Marys	5.55m	4.99m 16-04.50
				4.99m FOUL FOUL 4.98m 4.99m FOUL
5 Phillips, Kehau	FR	UW Stout	4.71m	4.70m 15-05.00
				4.70m FOUL 4.67m 4.45m 4.34m FOUL
6 Green, Camara	JR	Waldorf	5.00m	4.52m 14-10.00
				4.34m 4.37m 4.52m 4.17m 4.40m 4.50m
7 Solano, Hayleigh	JR	Waldorf	4.64m	4.49m 14-08.75
				4.49m FOUL FOUL 4.23m 4.35m 4.42m
8 Wanjiru, Hazel	FR	Waldorf	4.62m	4.43m 14-06.50
				FOUL FOUL 4.43m FOUL FOUL 4.39m
9 Becker, Anna	FR	Saint Marys	3.82m	4.27m 14-00.25
				FOUL 4.25m 4.27m
-- Koenen, Brooke	SO	UW Superior	4.17m	FOUL
				FOUL FOUL FOUL

Women Triple Jump

Name	Year	School	Seed	Finals
1 Driscoll, Jenna	FR	UW Stout	10.50m	10.38m 34-00.75
				10.31m 10.38m FOUL FOUL FOUL 10.12m
2 Solano, Hayleigh	JR	Waldorf	10.32m	9.90m 32-05.75
				9.60m 9.69m 9.64m 9.64m 9.90m FOUL
3 Phillips, Kehau	FR	UW Stout	9.71m	9.81m 32-02.25
				9.81m FOUL FOUL 9.64m FOUL FOUL
4 Wanjiru, Hazel	FR	Waldorf	9.67m	9.53m 31-03.25
				9.00m 9.53m 9.31m 9.29m 9.10m 9.44m
5 Green, Camara	JR	Waldorf	10.52m	9.35m 30-08.25
				9.35m 9.31m 9.15m FOUL 9.34m 9.24m

Women Shot Put

Name	Year	School	Seed	Finals	H#
1 Ploor, Demi	JR	UW Stout	13.13m	13.19m 43-03.25	2
				13.19m 12.45m 13.08m 12.70m 12.87m 13.09m	
2 Kubes, Samantha	SO	Saint Marys	11.38m	11.39m 37-04.50	2
				11.32m 11.39m 9.88m 11.05m 10.70m FOUL	
3 Oomens, Ally	FR	UW River Falls	10.65m	10.75m 35-03.25	2
				9.76m 9.30m 10.75m 9.48m 9.42m FOUL	
4 Wallendal, Morgan	FR	Saint Marys	9.52m	10.60m 34-09.50	2
				9.77m 9.48m 10.60m FOUL FOUL FOUL	
5 Rosenbush, Jackie	SO	UW River Falls	11.50m	10.57m 34-08.25	2
				10.55m 10.02m 10.57m 10.11m FOUL 10.56m	
6 Thiel, Vanessa	SO	UW River Falls	10.44m	9.86m 32-04.25	2
				FOUL FOUL 9.80m 9.39m FOUL 9.86m	

UWRF Invitational - 2/5/2022

Knowles Center

Results

...Women Shot Put

7	Leoni, Sam	FR UW Stout	9.30m	9.64m	31-07.50	2
	9.64m 9.51m 9.54m 9.38m 9.19m 9.33m					
8	Haase, Katie	SO UW River Falls	8.70m	9.50m	31-02.00	1
	9.12m 9.50m 9.48m FOUL 9.46m 9.50m					
9	Graham, Jasmine	FR UW River Falls	9.15m	9.25m	30-04.25	2
	9.05m 9.25m 9.06m					
10	Jackman, Sydney	FR Saint Marys		9.03m	29-07.50	1
	8.67m FOUL 9.03m					
11	Erickson, Emma	FR UW Superior	8.31m	8.05m	26-05.00	1
	FOUL FOUL 8.05m					
12	Hughlett, Kasha	JR UW Superior	9.98m	7.98m	26-02.25	2
	7.98m FOUL FOUL					
13	Bentley, Jasmine	FR Waldorf	9.40m	7.42m	24-04.25	2
	7.42m FOUL FOUL					
14	Beron, Presley	FR UW Superior		6.05m	19-10.25	1
	FOUL 6.05m FOUL					
15	Sovacool, Rachel	FR Bethany Lutheran	6.54m	3.47m	11-04.75	1
	3.47m FOUL FOUL					

Women Weight Throw

Name	Year School	Seed	Finals
1 Ploor, Demi	JR UW Stout	13.84m	15.07m 49-05.50
	14.86m 15.07m FOUL 14.43m 14.88m FOUL		
2 Hughlett, Kasha	JR UW Superior	14.92m	14.97m 49-01.50
	14.97m FOUL 14.78m FOUL 14.66m 14.45m		
3 Kubes, Samantha	SO Saint Marys	14.21m	13.87m 45-06.25
	13.87m 13.11m FOUL 12.88m FOUL FOUL		
4 Witbrod, Stephanie	FR Bethany Lutheran		13.86m 45-05.75
	13.10m 12.75m 12.23m 12.81m 12.34m 13.86m		
5 Schneider, Payton	SO UW Stout	14.01m	13.63m 44-08.75
	13.63m 13.38m FOUL 13.60m 13.33m FOUL		
6 Rosenbush, Jackie	SO UW River Falls	13.79m	13.23m 43-05.00
	13.09m 12.17m 12.80m 13.23m FOUL FOUL		
7 Thiel, Vanessa	SO UW River Falls	12.13m	12.61m 41-04.50
	11.91m 12.61m 12.22m 11.48m FOUL 12.09m		
8 Oomens, Ally	FR UW River Falls	11.17m	12.39m 40-07.75
	11.45m 11.66m 11.15m FOUL 11.55m 12.39m		
9 Wallendal, Morgan	FR Saint Marys	10.43m	11.42m 37-05.75
	11.42m FOUL FOUL		
10 Leoni, Sam	FR UW Stout	10.88m	10.31m 33-10.00
	10.31m FOUL FOUL		
11 Graham, Jasmine	FR UW River Falls	10.55m	10.29m 33-09.25
	9.74m FOUL 10.29m		
12 Erickson, Emma	FR UW Superior	10.46m	10.11m 33-02.00
	10.11m FOUL FOUL		
13 McCue, Megan	FR Bethany Lutheran		9.38m 30-09.25
	9.38m FOUL FOUL		
14 Bentley, Jasmine	FR Waldorf	8.00m	8.87m 29-01.25
	8.87m FOUL FOUL		
15 Beron, Presley	FR UW Superior		5.57m 18-03.25
	5.57m FOUL FOUL		

UWRF Invitational - 2/5/2022**Knowles Center****Results****Men 60 Meter Dash**

Name	Year	School	Seed	Prelims	H#
Preliminaries					
1 Dodge, Eli	SO	UW River Falls	6.94	7.07Q	1
2 Steinberg, Mackenson	JR	UW Stout	7.18	7.24Q	3
3 Heilman, Brent	SR	UW Stout	7.06	7.25Q	2
4 Wentte, Carter	SO	UW Stout	7.22	7.39Q	4 7.384
5 Wagner, Hayden	SO	UW Stout	7.41	7.30q	1 7.295
6 Edland, Dylan	FR	UW Stout		7.30q	3 7.300
7 Vang, Bobby	JR	UW Stout	7.31	7.35q	2
8 Nesja, Daniel	JR	UW Stout	7.41	7.39q	2 7.389
9 Bowser, Landen	FR	Waldorf	7.49	7.47	3 7.466
10 Cannon, Elijah	JR	Waldorf	7.22	7.47	4 7.469
11 Royal, Caleb	FR	UW River Falls	7.56	7.51	4
12 Asembo, Jakes	FR	UW Stout	7.63	7.52	2
13 Alexander, Joel	FR	UW River Falls	7.67	7.53	1 7.524
14 Skroch, Nathan	JR	UW Stout	7.36	7.53	1 7.525
15 VanGundy, Alex	FR	UW River Falls	7.25	7.60	3
16 Szepieniec, Adam	FR	UW Stout	7.56	7.61	4
17 Mufind, Broddy	FR	Bethany Lutheran	7.62	7.65	3
18 Hamze, Sam	FR	UW Stout		7.67	1
19 Loera, Jonathan	FR	UW Stout		7.73	4
20 Reasor, Hunter	FR	Bethany Lutheran	7.85	7.84	3
21 Aakre, Carter	FR	UW River Falls	7.83	7.88	2 7.873
22 Lual, Simon	SO	UW Stout		7.88	2 7.879
23 Venzke, Caleb	JR	UW River Falls		7.89	2
24 Koeckeritz, Mitchell	SR	UW Stout		8.06	3
25 Kelling, Ryan	SO	UW River Falls		8.19	1
26 Paredes, Alex	FR	UW Superior	8.12	8.20	4

Men 60 Meter Dash

Name	Year	School	Prelims	Finals
Finals				
1 Dodge, Eli	SO	UW River Falls	7.07	7.05
2 Heilman, Brent	SR	UW Stout	7.25	7.10
3 Steinberg, Mackenson	JR	UW Stout	7.24	7.21
4 Wagner, Hayden	SO	UW Stout	7.30	7.24
5 Vang, Bobby	JR	UW Stout	7.35	7.32
6 Nesja, Daniel	JR	UW Stout	7.39	7.35
7 Wentte, Carter	SO	UW Stout	7.39	7.42

Men 200 Meter Dash

Name	Year	School	Seed	Finals	H#
1 Jackson, Garrett	JR	Saint Marys	23.09	23.12	7
2 Brown, Marcus	SO	Waldorf	23.44	23.44	7
3 Jensen, Trever	FR	UW River Falls	23.06	23.49	7
4 Holmes, Khamarly	SO	Waldorf	24.10	23.51	6
5 Westimayer, Ethan	SO	UW Superior	23.50	23.67	6
6 Wachter, Dylan	FR	UW River Falls	23.57	23.70	6
7 Beck, Noah	SO	UW Stout	24.15	23.94	5
8 Adamson, Oliver	FR	Saint Marys	24.20	24.06	5

UWRF Invitational - 2/5/2022**Knowles Center****Results****...Men 200 Meter Dash**

9 Matheson, Iain	FR UW Superior	23.83	24.07	6
10 Bowser, Landen	FR Waldorf	24.42	24.27	5
11 Royal, Caleb	FR UW River Falls	24.69	24.35	4
12 Strupp, Coleton	JR Saint Marys		24.38	1
13 Cooper, Dan	SO Saint Marys		24.42	1
14 Lawrence, Jake	FR UW River Falls	24.79	24.78	4
15 Olivo Cabrera, Jorge	SO Waldorf	24.74	24.84	4
16 Cisewski, Antonio	FR Saint Marys		25.02	1
17 Hamze, Sam	FR UW Stout		25.21	1
			25.203 (25.203)	
18 Mufind, Broddy	FR Bethany Lutheran	24.22	25.28	5
19 VanGundy, Alex	FR UW River Falls	23.40	25.53	7
20 Schorr, Will	FR UW Superior	26.38	25.69	2
21 Reynolds, Nolan	SO Waldorf	25.56	25.74	3
22 Petersen, Todd	Ripon Alum	25.50	25.84	3
23 Bennett, Chase	JR Waldorf	25.97	26.16	2
24 Paredes, Alex	FR UW Superior	26.37	26.58	2
25 Weyiouanna, Esau	FR Bethany Lutheran	27.04	26.94	2
26 Frenzel, Charlie	FR Saint Marys		28.42	1

Men 400 Meter Dash

Name	Year School	Seed	Finals	H#
1 Wachter, Dylan	FR UW River Falls	48.60	51.13	3
	24.023 (24.023)	51.125 (27.102)		
2 Jelinek, Owen	SO UW Stout	52.16	51.55	2
	24.166 (24.166)	51.542 (27.376)		
3 Baus, Jake	Ripon Alum	51.51	51.71	3
	23.772 (23.772)	51.708 (27.936)		
4 Jackson, Garrett	JR Saint Marys	52.70	51.86	2
	24.194 (24.194)	51.859 (27.665)		
5 Brown, Marcus	SO Waldorf	51.86	51.93	2
	23.941 (23.941)	51.928 (27.987)		
6 Green, Caleb	FR UW Stout	51.75	52.58	3
	24.357 (24.357)	52.571 (28.214)		
7 Matheson, Iain	FR UW Superior	52.79	52.90	2
	24.289 (24.289)	52.900 (28.611)		
8 Westimayer, Ethan	SO UW Superior	51.74	53.12	3
	24.530 (24.530)	53.113 (28.583)		
9 Pearson, Steven	JR UW Superior	53.47	53.61	1
	25.136 (25.136)	53.607 (28.471)		
10 Pulchinski, Keegan	SO UW Stout	52.95	53.63	1
	25.368 (25.368)	53.627 (28.259)		
11 Bowser, Landen	FR Waldorf	54.40	54.89	1
	24.785 (24.785)	54.888 (30.103)		
12 Hess, John	SO UW Stout	54.85	54.92	1
	25.577 (25.577)	54.912 (29.335)		
13 Skroch, Nathan	JR UW Stout	54.00	55.81	1
	25.556 (25.556)	55.803 (30.247)		

UWRF Invitational - 2/5/2022

Knowles Center

Results

Men 800 Meter Run

Name	Year School	Seed	Finals	H#
1 McCullough, Kyle	FR UW River Falls	2:08.00	2:03.77	2
29.388 (29.388)	1:00.581 (31.193)	1:32.598 (32.017)	2:03.764 (31.166)	
2 Wildauer, Nathan	FR Bethany Lutheran	2:00.43	2:03.80	3
30.127 (30.127)	1:00.274 (30.147)	1:32.331 (32.057)	2:03.797 (31.466)	
3 Brindamour, Isaiah	SO Saint Marys	1:57.75	2:04.16	3
29.886 (29.886)	1:00.022 (30.136)	1:32.086 (32.064)	2:04.155 (32.069)	
4 Burko, Daniel	FR Waldorf	2:12.00	2:05.74	1
28.998 (28.998)	1:01.788 (32.790)	1:34.875 (33.087)	2:05.736 (30.861)	
5 Ottosen, Eric	FR UW River Falls	2:07.00	2:06.80	3
30.772 (30.772)	1:01.705 (30.933)	1:34.456 (32.751)	2:06.799 (32.343)	
6 Anderson, Jakin	JR Bethany Lutheran	2:06.72	2:07.38	2
29.089 (29.089)	1:00.189 (31.100)	1:32.937 (32.748)	2:07.378 (34.441)	
7 Butterfield, Michael	FR UW Superior	2:07.00	2:08.44	1
30.952 (30.952)	1:04.029 (33.077)	1:37.417 (33.388)	2:08.438 (31.021)	
8 Pfeifer, Cory	FR UW River Falls	2:15.96	2:11.56	1
31.189 (31.189)	1:03.778 (32.589)	1:37.466 (33.688)	2:11.558 (34.092)	
9 Nelson, Connor	SR UW Superior	2:12.00	2:12.18	1
31.853 (31.853)	1:05.292 (33.439)	1:39.135 (33.843)	2:12.171 (33.036)	
10 Peters, Sam	FR UW River Falls	2:07.88	2:12.59	2
30.994 (30.994)	1:04.717 (33.723)	1:39.195 (34.478)	2:12.588 (33.393)	
11 Jack, Carter	FR Bethany Lutheran	2:15.80	2:13.15	1
30.878 (30.878)	1:04.353 (33.475)	1:39.534 (35.181)	2:13.145 (33.611)	
12 Anton, Caleb	SO UW River Falls	2:12.97	2:14.18	1
31.486 (31.486)	1:04.236 (32.750)	1:39.289 (35.053)	2:14.175 (34.886)	
13 Bennett, Chase	JR Waldorf	2:11.68	2:14.25	2
31.183 (31.183)	1:04.163 (32.980)	1:39.868 (35.705)	2:14.250 (34.382)	
14 Johnson, Kieran	FR UW Superior	2:10.00	2:14.81	2
30.253 (30.253)	1:04.259 (34.006)	1:41.011 (36.752)	2:14.808 (33.797)	
15 Okamoto, Kei	SO UW Superior	2:12.00	2:14.98	2
31.459 (31.459)	1:04.974 (33.515)	1:39.413 (34.439)	2:14.973 (35.560)	

Men 1 Mile Run

Name	Year School	Seed	Finals
1 Moe, Derrick	SR UW Superior	4:30.00	4:26.28
35.218 (35.218)	1:07.083 (31.865)	1:40.356 (33.273)	2:14.616 (34.260)
2:49.194 (34.578)	3:23.895 (34.701)	3:56.817 (32.922)	4:26.276 (29.459)
2 Steinbrecher, Quinn	SO Saint Marys	4:47.78	4:49.44
36.011 (36.011)	1:08.662 (32.651)	1:44.385 (35.723)	2:19.872 (35.487)
2:56.269 (36.397)	3:33.581 (37.312)	4:11.543 (37.962)	4:49.437 (37.894)
3 Bulten, Chase	Unattached	4:45.00	4:54.58
35.664 (35.664)	1:08.540 (32.876)	1:44.736 (36.196)	2:22.762 (38.026)
3:01.294 (38.532)	3:40.472 (39.178)	4:19.027 (38.555)	4:54.579 (35.552)
4 Doherty, Aidan	FR UW Superior	4:49.39	5:03.65
37.438 (37.438)	1:12.344 (34.906)	1:50.007 (37.663)	2:30.231 (40.224)
3:11.589 (41.358)	3:51.814 (40.225)	4:29.840 (38.026)	5:03.650 (33.810)
5 Lezotte, Joe	FR UW River Falls		5:15.92
36.483 (36.483)	1:11.822 (35.339)	1:49.554 (37.732)	2:29.931 (40.377)
3:11.369 (41.438)	3:53.050 (41.681)	4:35.354 (42.304)	5:15.912 (40.558)

UWRF Invitational - 2/5/2022

Knowles Center

Results

Men 3000 Meter Run

Name	Year	School	Seed	Finals
1 Bulten, Chase		Unattached	9:45.00	9:53.91
	39.242 (39.242)	1:17.839 (38.597)	1:56.963 (39.124)	2:35.843 (38.880)
	3:16.303 (40.460)	3:56.218 (39.915)	4:36.655 (40.437)	5:17.016 (40.361)
	5:57.329 (40.313)	6:39.204 (41.875)	7:20.446 (41.242)	8:01.802 (41.356)
	8:42.906 (41.104)	9:21.307 (38.401)	9:53.905 (32.598)	
2 Plummer, Dillan		SO Waldorf	10:17.37	10:02.69
	39.613 (39.613)	1:18.258 (38.645)	1:57.217 (38.959)	2:36.253 (39.036)
	3:16.548 (40.295)	3:56.526 (39.978)	4:36.862 (40.336)	5:17.157 (40.295)
	5:57.505 (40.348)	6:38.909 (41.404)	7:20.126 (41.217)	8:01.474 (41.348)
	8:43.134 (41.660)	9:24.166 (41.032)	10:02.690 (38.524)	
3 Sadler, Kobi		JR Waldorf	9:53.54	10:21.26
	40.096 (40.096)	1:18.665 (38.569)	1:57.716 (39.051)	2:36.866 (39.150)
	3:16.909 (40.043)	3:57.107 (40.198)	4:37.581 (40.474)	5:18.570 (40.989)
	6:00.545 (41.975)	6:43.454 (42.909)	7:27.799 (44.345)	8:12.621 (44.822)
	8:58.164 (45.543)	9:41.684 (43.520)	10:21.256 (39.572)	
4 Hoppe, Josiah		FR Bethany Lutheran	10:49.45	10:24.07
	41.608 (41.608)	1:23.753 (42.145)	2:05.965 (42.212)	2:48.734 (42.769)
	3:31.503 (42.769)	4:14.653 (43.150)	4:56.692 (42.039)	5:40.013 (43.321)
	6:21.745 (41.732)	7:04.335 (42.590)	7:46.100 (41.765)	8:28.147 (42.047)
	9:10.387 (42.240)	9:50.481 (40.094)	10:24.070 (33.589)	
5 Edmondson, Trace		FR Bethany Lutheran	10:28.51	10:25.92
	41.759 (41.759)	1:22.590 (40.831)	2:02.812 (40.222)	2:43.201 (40.389)
	3:24.134 (40.933)	4:04.981 (40.847)	4:46.736 (41.755)	5:28.925 (42.189)
	6:12.175 (43.250)	6:55.655 (43.480)	7:39.096 (43.441)	8:22.300 (43.204)
	9:05.629 (43.329)	9:47.736 (42.107)	10:25.911 (38.175)	
6 Machtemes, Xerxes		FR Bethany Lutheran	11:07.19	10:31.47
	42.193 (42.193)	1:24.884 (42.691)	2:07.929 (43.045)	2:49.478 (41.549)
	3:32.047 (42.569)	4:15.019 (42.972)	4:57.202 (42.183)	5:40.444 (43.242)
	6:22.205 (41.761)	7:04.762 (42.557)	7:46.624 (41.862)	8:28.689 (42.065)
	9:12.211 (43.522)	9:53.912 (41.701)	10:31.468 (37.556)	

Men 60 Meter Hurdles

Name	Year	School	Seed	Prelims	H#
Preliminaries					
1 Martin, Kaden		FR UW Stout		8.61Q	2
2 Wagner, Hayden		SO UW Stout	8.89	8.66Q	1
3 Wente, Carter		SO UW Stout	8.55	8.73q	1
4 Beck, Noah		SO UW Stout	8.59	8.73q	2
5 Olivo Cabrera, Jorge		SO Waldorf	8.79	8.82q	2
6 Edland, Dylan		FR UW Stout	8.96	8.93q	2
7 Petersen, Todd		Ripon Alum	9.42	9.18q	1
8 Foster, Earl		SO UW Superior	9.36	9.20q	1
9 Holmes, Khamarly		SO Waldorf	9.55	9.62	2
10 Boche, Matt		FR UW River Falls	10.56	10.09	1
11 Owens, Jarvis		FR Bethany Lutheran		10.57	1
12 Dick, Brandon		FR UW Stout	10.10	10.61	2
13 Weyiouanna, Esau		FR Bethany Lutheran		10.82	1
14 Edmondson, Trace		FR Bethany Lutheran		11.92	2
-- Theis, Charlie		FR UW River Falls	9.04	DNF	2

UWRF Invitational - 2/5/2022

Knowles Center

Results

Men 60 Meter Hurdles

Name	Year School	Prelims	Finals
Finals			
1 Beck, Noah	SO UW Stout	8.73	8.58
2 Olivo Cabrera, Jorge	SO Waldorf	8.82	J8.63 8.631
3 Wagner, Hayden	SO UW Stout	8.66	J8.63 8.635
4 Martin, Kaden	FR UW Stout	8.61	8.67
5 Foster, Earl	SO UW Superior	9.20	9.05
6 Petersen, Todd	Ripon Alum	9.18	9.12

Men 4x400 Meter Relay

School	Seed	Finals
1 Waldorf 'A'	3:34.19	3:30.88
1) Burko, Daniel FR	2) Holmes, Khamarly SO	
3) Bowser, Landen FR	4) Brown, Marcus SO	
2 UW River Falls 'A'	3:29.99	3:34.44
1) Boche, Matt FR	2) Lawrence, Jake FR	
3) Jensen, Trever FR	4) Wachter, Dylan FR	
3 UW River Falls 'B'	3:50.00	3:47.57
1) McCullough, Kyle FR	2) VanGundy, Alex FR	
3) Aakre, Carter FR	4) Hjelman, Christian FR	
4 Waldorf 'B'	3:48.01	3:53.60
1) Bennett, Chase JR	2) Olivo Cabrera, Jorge SO	
3) Reynolds, Nolan SO	4) Huber, Andrew SO	
5 Bethany Lutheran 'A'	3:40.73	3:53.74
1) Jack, Carter FR	2) Anderson, Jakin JR	
3) Mufind, Broddy FR	4) Wildauer, Nathan FR	

Men Distance Medley

School	Seed	Finals
1 UW River Falls 'A'	11:30.00	11:29.53
1) Peters, Sam FR	2) Anton, Caleb SO	
3) Hjelman, Christian FR	4) Ottosen, Eric FR	
2 UW Superior 'A'	12:00.00	11:42.11
1) Hammer, Mitchell JR	2) Collins, David FR	
3) Butterfield, Michael FR	4) Nelson, Connor SR	

Men High Jump

Name	Year School	Seed	Finals
1 Weyiouanna, Esau	FR Bethany Lutheran	1.73m	1.75m 5-08.75
1.30 1.40 1.50 1.60 1.65 1.70 1.75 1.80			
PPP PPP PPP O XO XO O XXX			
2 Foster, Earl	SO UW Superior	1.76m	1.65m 5-05.00
1.30 1.40 1.50 1.60 1.65 1.70			
PPP PPP PPP O O XXX			
3 Owens, Jarvis	FR Bethany Lutheran		1.60m 5-03.00
1.30 1.40 1.50 1.60 1.65			
PPP PPP O XO XXX			

UWRF Invitational - 2/5/2022

Knowles Center

Results

....Men High Jump

4	Pearson, Steven	JR UW Superior	1.50m	4-11.00
	1.30 1.40 1.50 1.60			
	O O XO XXX			
5	Paredes, Alex	FR UW Superior	1.40m	4-07.00
	1.30 1.40 1.50			
	O O XXX			

Men Pole Vault

Name	Year School	Seed	Finals
1 Zastrow, Noah	Unattached	5.40m	5.18m 17-00.00
	2.27 2.57 2.87 3.17 3.47 3.77 3.92 4.07 4.22 4.37 4.52 4.67 5.00 5.18 5.30		
	P P P P P P P P P P P P O O XXX		
2 Gatz, Aidan	FR Saint Marys	4.42m	4.52m 14-10.00
	2.27 2.57 2.87 3.17 3.47 3.77 3.92 4.07 4.22 4.37 4.52		
	P P P P P P P O O O XO		
3 Strupp, Coleton	JR Saint Marys	4.40m	4.37m 14-04.00
	2.27 2.57 2.87 3.17 3.47 3.77 3.92 4.07 4.22 4.37 4.52		
	P P P P P P XXO O XO XXO XXX		
4 Volz, Michael	FR UW Stout	4.37m	4.22m 13-10.00
	2.27 2.57 2.87 3.17 3.47 3.77 3.92 4.07 4.22 4.37 4.52		
	P P P P P P P O O P XXX		
5 Backes, Jacob	SO UW Stout	4.75m	J4.22m 13-10.00
	2.27 2.57 2.87 3.17 3.47 3.77 3.92 4.07 4.22 4.37 4.52		
	P P P P P P P P P XO P XXX		
6 Tomazevic, Jacob	JR UW Stout	4.51m	3.92m 12-10.25
	2.27 2.57 2.87 3.17 3.47 3.77 3.92 4.07		
	P P P P P XO XO XXX		
7 Lawrence, Jake	FR UW River Falls	3.81m	3.77m 12-04.50
	2.27 2.57 2.87 3.17 3.47 3.77 3.92		
	P P P P P O XXX		
7 Alexander, Joel	FR UW River Falls	4.00m	3.77m 12-04.50
	2.27 2.57 2.87 3.17 3.47 3.77 3.92		
	P P P P P O XXX		
9 Dick, Brandon	FR UW Stout	3.60m	3.17m 10-04.75
	2.27 2.57 2.87 3.17 3.47		
	P P O O XXX		
10 Anderson, Jimmy	FR UW Stout	3.10m	J3.17m 10-04.75
	2.27 2.57 2.87 3.17 3.47		
	P P XO XXO XXX		
11 Lueck, Brooks	SO UW River Falls	2.87m	2.87m 9-05.00
	2.27 2.57 2.87 3.17		
	P XO O XXX		
12 Butterfield, Michael	FR UW Superior	2.75m	J2.87m 9-05.00
	2.27 2.57 2.87 3.17		
	O O XO XXX		
13 Johnson, Kieran	FR UW Superior	2.90m	J2.87m 9-05.00
	2.27 2.57 2.87 3.17		
	P P XXO XXX		
14 Finger, Tyler	SR UW Superior	2.27m	7-05.25
	2.27 2.57		
	O XXX		

UWRF Invitational - 2/5/2022

Knowles Center

Results

....Men Pole Vault

-- Sanders, Peyton FR Waldorf 3.35m NH
 2.27 2.57 2.87 3.17
 P P P XXX

Men Long Jump

Name	Year	School	Seed	Finals	H#
1 Marzinske, Jake	SO	Bethany Lutheran	6.56m	6.39m	20-11.75 2
FOUL 6.34m 6.39m	PASS	PASS	PASS		
2 Theis, Charlie	FR	UW River Falls	6.37m	6.38m	20-11.25 2
FOUL 6.29m 6.38m	FOUL	5.99m 6.24m			
3 Vang, Bobby	JR	UW Stout	6.39m	6.35m	20-10.00 2
6.27m 6.35m 6.09m	6.28m	6.26m 6.17m			
4 Asembo, Jakes	FR	UW Stout	6.26m	6.28m	20-07.25 2
6.19m 6.28m	FOUL	6.10m 6.20m 6.28m			
5 Cooper, Dan	SO	Saint Marys	6.14m	6.21m	20-04.50 2
5.57m 6.12m 6.17m	5.99m	6.21m 6.04m			
6 Barth, Mason	SO	UW Stout	6.32m	6.12m	20-01.00 2
6.01m 6.09m	FOUL	6.12m 6.11m 6.12m			
7 Alexander, Joel	FR	UW River Falls	5.97m	6.05m	19-10.25 2
6.05m	FOUL	5.67m 6.00m 5.99m	FOUL		
8 Allen, Amareon	FR	UW Stout		6.04m	19-09.75 1
6.04m	FOUL	5.76m 5.98m 5.94m 6.01m			
9 Szepieniec, Adam	FR	UW Stout	5.89m	5.94m	19-06.00 2
5.89m	FOUL	5.94m			
10 Cisewski, Antonio	FR	Saint Marys	6.10m	5.83m	19-01.50 2
5.61m 5.80m 5.83m					
11 Dick, Brandon	FR	UW Stout	6.13m	5.76m	18-10.75 2
FOUL 5.76m 5.58m					
12 Boche, Matt	FR	UW River Falls	5.42m	5.62m	18-05.25 1
5.62m	FOUL	5.52m			
13 Ochtrup-Dekeyrel, Frank	FR	UW Stout	5.81m	5.60m	18-04.50 1
5.59m 5.56m 5.60m					
14 Lual, Simon	SO	UW Stout	5.61m	5.57m	18-03.25 1
FOUL	FOUL	5.57m			
15 Schorr, Will	FR	UW Superior	5.62m	5.49m	18-00.25 1
5.49m					
16 Aakre, Carter	FR	UW River Falls	5.56m	5.45m	17-10.75 1
5.45m	FOUL	5.39m			
17 Owens, Jarvis	FR	Bethany Lutheran		5.17m	16-11.50 1
FOUL 5.17m	FOUL				
17 Frenzel, Charlie	FR	Saint Marys	4.93m	5.17m	16-11.50 1
FOUL	FOUL	5.17m			
19 Reasor, Hunter	FR	Bethany Lutheran	5.05m	5.08m	16-08.00 1
5.08m	PASS	PASS			
20 Weyiouanna, Esau	FR	Bethany Lutheran	4.99m	4.83m	15-10.25 1
4.83m	FOUL				
-- Bulwa, Chris	FR	Saint Marys	5.35m	FOUL	1
FOUL	FOUL	FOUL			

UWRF Invitational - 2/5/2022

Knowles Center

Results

Men Triple Jump

Name	Year	School	Seed	Finals
1 Marzinske, Jake	SO	Bethany Lutheran	14.42m	14.18m 46-06.25
				13.52m 13.93m 14.16m 14.01m 13.89m 14.18m
2 Loera, Jonathan	FR	UW Stout	12.28m	12.34m 40-06.00
				12.28m PASS 12.17m 12.34m 12.17m 11.84m
3 Owens, Jarvis	FR	Bethany Lutheran	11.90m	11.73m 38-06.00
				FOUL FOUL 11.73m 11.49m 11.53m FOUL
4 Cooper, Dan	SO	Saint Marys	13.37m	11.71m 38-05.00
				FOUL FOUL 11.71m FOUL FOUL FOUL
5 Bulwa, Chris	FR	Saint Marys	11.60m	11.03m 36-02.25
				FOUL FOUL 11.03m FOUL FOUL PASS
6 Westimayer, Ethan	SO	UW Superior	11.01m	10.90m 35-09.25
				10.90m PASS PASS 10.84m 10.62m 10.84m
-- Frenzel, Charlie	FR	Saint Marys	11.71m	FOUL
				FOUL FOUL FOUL

Men Shot Put

Name	Year	School	Seed	Finals	H#
1 Cinnamo, Josh		Velaasa	15.40m	15.59m 51-01.75	2
				15.02m FOUL 14.90m 15.16m 15.59m FOUL	
2 Stankiewicz, Gage	FR	UW Superior	14.90m	15.37m 50-05.25	2
				FOUL FOUL 12.67m 14.65m 15.10m 15.37m	
3 Baker, Wade	SO	Waldorf	15.16m	14.87m 48-09.50	2
				14.63m 14.87m 14.46m FOUL FOUL 14.09m	
4 Sindelir, Brady	FR	UW River Falls	13.29m	13.00m 42-08.00	2
				11.70m FOUL 12.50m FOUL 13.00m FOUL	
5 Ohman, Nate	JR	UW Superior	13.22m	12.92m 42-04.75	2
				12.80m FOUL 12.33m 12.92m FOUL FOUL	
6 Kuehl, Anthony	FR	UW Stout	11.97m	12.76m 41-10.50	2
				11.79m 12.02m 12.34m 12.76m FOUL 11.76m	
7 Phernetton, Brock	SR	UW Superior	12.13m	12.41m 40-08.75	2
				11.63m 12.41m 12.05m 11.56m FOUL FOUL	
8 Frett, Dawson	JR	Waldorf	13.93m	12.40m 40-08.25	2
				12.40m FOUL 12.14m FOUL 12.25m FOUL	
9 Millard, Derek	SO	UW Stout	12.40m	12.09m 39-08.00	2
				12.09m FOUL 11.75m	
10 Frett, Cale	JR	Waldorf	12.77m	11.86m 38-11.00	2
				11.63m FOUL 11.86m	
11 Edwards, Thomas	FR	Waldorf	11.94m	11.82m 38-09.50	2
				11.82m FOUL 11.52m	
12 Karau, Nate	SO	UW Stout	11.81m	11.80m 38-08.75	1
				11.47m 11.59m 11.80m	
13 Kraus, Isaac	FR	UW Stout	11.85m	11.44m 37-06.50	1
				11.44m FOUL FOUL	
14 Jantzen, Cody	FR	UW Stout	11.43m	10.30m 33-09.50	1
				10.30m FOUL FOUL	
15 Lee, Tanner	SR	UW Superior	12.67m	10.17m 33-04.50	2
				10.17m FOUL FOUL	
16 Dick, Brandon	FR	UW Stout	10.51m	10.12m 33-02.50	1
				FOUL FOUL 10.12m	
17 Nicpon, John	FR	UW Stout	11.70m	10.09m 33-01.25	1
				10.09m FOUL FOUL	

UWRF Invitational - 2/5/2022**Knowles Center****Results****...Men Shot Put**

18 Mufind, Broddy	FR Bethany Lutheran	10.27m	9.54m	31-03.75	1
9.54m FOUL FOUL					
19 Ward, Jacob	FR UW River Falls	9.52m	8.55m	28-00.75	1
FOUL 8.55m FOUL					
20 Barth, Mason	SO UW Stout	9.63m	8.48m	27-10.00	1
FOUL 8.48m FOUL					
21 Rightler, Ashton	FR UW Stout		8.42m	27-07.50	1
FOUL 8.42m FOUL					
22 May, Chris	SO Waldorf	8.69m	7.85m	25-09.25	1
FOUL FOUL 7.85m					
23 Edmondson, Trace	FR Bethany Lutheran	7.66m	7.80m	25-07.25	1
7.80m FOUL FOUL					
24 Fritz, Casen	FR Saint Marys	8.58m	7.72m	25-04.00	1
7.72m FOUL FOUL					

Men Weight Throw

Name	Year School	Seed	Finals	H#
1 Baker, Wade	SO Waldorf	16.25m	16.91m	55-05.75 2
16.19m 15.77m 15.39m FOUL 16.67m 16.91m				
2 Walechka, Alexander	SR Unattached	17.10m	16.51m	54-02.00 2
FOUL 16.18m 16.51m FOUL 15.63m FOUL				
3 Curran, Sean	JR Saint Marys	15.92m	16.20m	53-01.75 2
16.19m 15.69m FOUL FOUL 16.20m FOUL				
4 Bakalars, Frankie	SR Saint Marys	15.37m	15.92m	52-02.75 2
15.44m 15.78m 15.04m 15.92m 15.32m 15.10m				
5 Dahlin, Jon	Unattached	16.50m	15.33m	50-03.50 2
13.84m 14.93m FOUL 14.70m 15.20m 15.33m				
6 Walechka, Connor	SO UW Stout	17.78m	15.18m	49-09.75 2
13.39m FOUL 14.95m FOUL 15.18m 14.29m				
7 Place, Peter	SR UW River Falls	14.89m	14.92m	48-11.50 2
14.57m 14.08m 14.18m FOUL 14.92m 13.97m				
8 Stankiewicz, Gage	FR UW Superior	14.44m	14.29m	46-10.75 2
13.73m 13.99m 14.29m FOUL FOUL 13.47m				
9 Karau, Nate	SO UW Stout	14.17m	14.18m	46-06.25 2
13.25m 14.18m 13.70m				
10 Kuehl, Anthony	FR UW Stout	13.82m	13.83m	45-04.50 1
11.72m 13.32m 13.83m				
11 Lee, Tanner	SR UW Superior	14.67m	13.41m	44-00.00 2
FOUL 13.41m 13.36m				
12 Ohman, Nate	JR UW Superior	13.15m	13.23m	43-05.00 1
11.04m 13.23m 12.89m				
13 Kraus, Isaac	FR UW Stout	14.42m	13.22m	43-04.50 2
FOUL 12.84m 13.22m				
14 Nicpon, John	FR UW Stout	13.07m	13.07m	42-10.75 1
12.62m FOUL 13.07m				
15 Frett, Cale	JR Waldorf	13.57m	12.34m	40-06.00 1
FOUL 12.26m 12.34m				
16 Sindelir, Brady	FR UW River Falls	10.89m	11.93m	39-01.75 1
FOUL 11.93m FOUL				
17 May, Chris	SO Waldorf	10.70m	11.52m	37-09.50 1
11.52m FOUL FOUL				
18 Fritz, Casen	FR Saint Marys	11.71m	11.30m	37-01.00 1
11.30m FOUL FOUL				

UWRF Invitational - 2/5/2022**Knowles Center****Results****...Men Weight Throw**

19	Edwards, Thomas	FR Waldorf	10.66m	10.82m	35-06.00	1
	10.82m FOUL FOUL					
20	Frett, Dawson	JR Waldorf	12.66m	10.63m	34-10.50	1
	10.63m FOUL FOUL					
21	Ward, Jacob	FR UW River Falls	10.56m	10.48m	34-04.75	1
	FOUL 10.48m FOUL					
22	Rightler, Ashton	FR UW Stout	8.42m	9.26m	30-04.75	1
	FOUL 9.26m FOUL					
23	Jantzen, Cody	FR UW Stout	10.52m	9.20m	30-02.25	1
	9.20m FOUL FOUL					
--	Bergstrom-Luoma, Rob	FR Unattached	10.00m	FOUL		1
	FOUL FOUL FOUL					
--	Millard, Derek	SO UW Stout	13.96m	FOUL		1
	FOUL FOUL FOUL					
--	Phernetton, Brock	SR UW Superior	13.71m	FOUL		1
	FOUL FOUL FOUL					

Men's Track ▾



MTRACK
02.12 FINAL

- < Saint Mary's
- Meet of the Hearts

+ MTRACK
02.18.22

- Saint Mary's
- Maverick Invitational

+ MTRACK
02.24.22

- Saint Mary's >
- MIAC Indoor

MEN'S TRACK & FIELD

[Questionnaire](#) [Roster](#) [More +](#)



Kubes, Gatz lead Cardinals' charge

2/12/2022 6:14:00 PM



By: **DONNY NADEAU**, Saint Mary's Sports Information Director | dnadeau@smumn.edu

NORTHFIELD, Minn. — For the second time in this indoor season, the Saint Mary's University track and field teams made the trek to Northfield, Minn., Saturday.

[GAMEDAY PREVIEW](#)

[MEET RESULTS](#)

And for the second time this indoor season, the Cardinals felt right at home.

The Cardinals — who picked up first-place efforts from both Samantha Kubes (New Prague, Minn.) and [Garrett Jackson](#) (West

Linn, Ore.) and added six other Top 2 performances at the St. Olaf Quadrangular during their first visit to Northfield two weeks ago — delivered 14 Top 5 performances at the 14-team Carleton Meet of the Hearts Saturday.

Saint Mary's set the tone early, getting a second-place time of 1:33.33 by the men's 4x200 relay team of Oliver Anderson (Rochester, Minn.), Jackson, [Coleton Strupp](#) (Holmen, Wis.), [Dan Cooper](#) (Belle Plaine, Minn.) — in the very first event of the day.

The Cardinal women's 4x200 relay team of Sydney Klausler (Lakeville, Minn.), Caroline Gearin (Osceola, Wis.), Nathalie Freire (Bloomington, Minn.), and Lilly Mall (Madelia, Minn.) duplicated that feat in event No. 2, stopping the clock with a second-place time of 1:51.03

And those two second-place efforts proved to be just the tip of the iceberg for the Cardinals.

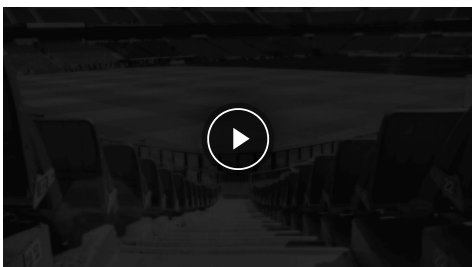
Kubes picked up her second first-place showing in two trips to Northfield, winning the shot put with a toss of 12.12 meters, while also adding a second in the weight throw (14.23m). Gearin notched a third in the pole vault (3.21m) and a fifth in the 200 (27.80) and Freire recorded a fifth in the pole vault (3.21m).

On the men's side, [Aidan Gatz](#) (Elburn, Ill.) owned the SMU men's lone first-place finish, winning the pole vault by clearing 4.42, while [Sean Curran](#) (Appleton, Wis.) posted a second-place double-double, taking the No. 2 spot in both the weight throw (16.02m) and the shot put (13.24m).

Jackson recorded a second in the 200 (23.02) and [Isaiah Brindamour](#) (Holmen, Wis.) delivered a second in the 800 (2:02.23), with Strupp chipping in a third in the pole vault (4.27m) and [Frankie Bakalars](#) (La Crosse, Wis.) adding a fourth in the weight throw (15.10m).

Saint Mary's is back in action for one more meet before the conference championships, as the Cardinals head to Mankato, Minn., next Friday to take part in the MSU-Mankato Maverick Invitational.

Related Videos



03.06.21

Cardinal T&F Triangular

03.06.21

Carleton Meet of Hearts - 2/12/2022**Recreation Center****Results****Women 55 Meter Dash**

Name	Year School	Seed	Finals	H#
Finals				
1 LeFever, Lexi	UW River Falls	7.16	7.24	1
2 Ihde, Breanna	Viterbo	7.43	7.43	1
3 Robinson, Jailyn	Hamline	7.40	7.45	1
4 Yeakel, Lana	Viterbo	7.50	7.48	1
5 Carlson, Kate	Gustavus	7.67	7.62	2
6 Genz, Madi	St. Catherine	7.59	7.64	1
7 Groppoli, Emily	Luther	7.62	7.70	1
8 Hansen, Sarah	UW River Falls	7.78	7.71	2
9 Davidson, Grace	Luther	7.65	7.73	1
10 Marks, Amara	Luther	7.86	7.81	2
11 Parsons, Brianna	Augsburg	7.62	7.86	1
12 Hunter, Penny	Macalester	7.99	7.87	2
13 Logelin, Ellie	Hamline	7.76	7.90	2
14 Roberts, Riley	Carleton	7.92	7.91	2
15 Miller, Cecelia	Hamline		8.00	5
16 Bishop, Mya	Augsburg	8.12	8.07	3
17 Jaecks, Alison	Viterbo	8.29	8.08	3
18 Terry, Jordan	Augsburg	8.28	8.13	3
19 Davis, Madison	Viterbo	8.22	8.18	3
20 Roux, Juanel	Crown	8.30	8.24	4
21 Helms-Leslie, Emilia	Gustavus	8.26	8.29	3
22 Petersen, Katie	Gustavus	8.29	8.31	3
23 Chen, Lily	Luther	8.30	8.33	4 8.321
23 Boyum, Julianna	Hamline		8.33	6 8.321
25 Senaphanh, Linda	Bethany Lutheran	8.44	8.38	4
26 Becker, Anna	Saint Marys	8.48	8.42	4
27 Saba, Yinka	Macalester	8.66	8.46	4
28 Schei, Gabbie	Luther		8.47	5 8.463
29 Olson, Liliana	Hamline	8.26	8.47	3 8.464
30 Perez, Alicia	Hamline	8.62	8.52	4
31 Schnell, Tori	Luther	8.89	8.64	5
32 Luehrs, Jensen	Gustavus		8.70	6
33 Wall, Emma	Crown	8.69	8.85	4
34 Smith, Savannah	Augsburg	8.88	8.91	5
35 Iteghete, Caron	Augsburg	9.19	8.97	5
36 Pagan, Elisa	Augsburg		8.98	6
37 Kersten, Sophia	Luther		9.28	6
38 Adeniyi-Akins, Naomi	Bethany Lutheran	9.85	9.31	5
39 Keller, Alyssa	Luther		9.94	5

Women 200 Meter Dash

Name	Year School	Seed	Finals	H#
1 Ihde, Breanna	Viterbo	26.86	26.81	1
2 Groppoli, Emily	Luther	27.28	27.05	1
3 Yeakel, Lana	Viterbo	27.81	27.27	2
4 Keller, Kasandra	Luther	27.76	27.32	1
5 Gearin, Caroline	Saint Marys		27.70	10
6 Hansen, Sarah	UW River Falls	27.59	27.72	1
7 Genz, Madi	St. Catherine	27.89	27.87	2
8 Davidson, Grace	Luther	28.41	27.89	2

Carleton Meet of Hearts - 2/12/2022**Recreation Center****Results****...Women 200 Meter Dash**

9	Logelin, Ellie	Hamline	27.96	28.10	2
10	Marks, Amara	Luther	28.53	28.24	3
11	Brueckner, Anna	Crown	28.71	28.36	4
12	Hunter, Penny	Macalester	28.50	28.40	3
13	Roberts, Riley	Carleton	28.56	28.66	3
14	Aurelius, Andreiana	Hamline	29.39	28.89	4
15	Aladetan, Amira	Carleton	29.11	29.16	4
16	Davis, Madison	Viterbo	29.69	29.20	4
17	Selberg, Lillian	Gustavus	30.54	29.43	7
18	Weis, Madison	Saint Marys	29.99	29.51	6
19	Durscher, Tess	Viterbo	29.88	29.60	5
20	Hoppe, Cianna	Bethany Lutheran	31.70	29.89	8
21	Helms-Leslie, Emilia	Gustavus	30.36	29.96	6
22	Olson, Liliana	Hamline	30.00	30.03	6
23	Saba, Yinka	Macalester	30.38	30.34	7
24	Hannah, Gabriele	Hamline		30.72	10
25	Roux, Juanel	Crown		30.92	9
26	Becker, Anna	Saint Marys	31.19	31.18	7
27	Hamilton, Mercedes	Hamline	29.86	31.27	5
28	Wall, Emma	Crown	32.09	31.56	8
29	Pagan, Elisa	Augsburg		32.85	10
30	Smith, Savannah	Augsburg	33.88	33.53	8
31	Zaccaria, Angela	Bethany Lutheran		33.96	10
32	Iteghete, Caron	Augsburg	35.03	34.19	8
33	Adeniyi-Akins, Naomi	Bethany Lutheran	36.35	35.38	9
34	Strong, Maclairen	St. Catherine		36.08	9

Women 400 Meter Dash

Name	Year School	Seed	Finals	H#	
1	Langlois, Sarah	UW River Falls	59.75	1:01.46	1
	1:01.451 (1:01.451)				
2	Preston, Adisa	Macalester	1:02.49	1:02.43	1
	1:02.424 (1:02.424)				
3	Brueckner, Anna	Crown	1:03.71	1:03.10	1
	1:03.092 (1:03.092)				
4	Ploor, Mya	Luther	1:04.33	1:03.13	2
5	Cordova, Ineke	Carleton	1:05.00	1:03.84	2
6	Traw, Thea	Carleton	1:05.37	1:05.58	2
7	Bishop, Mya	Augsburg	1:03.00	1:05.65	1
	1:05.650 (1:05.650)				
8	Hoppe, Cianna	Bethany Lutheran	1:03.94	1:05.69	1
	1:05.681 (1:05.681)				
9	Rasmussen, Megan	Luther	1:05.70	1:06.57	2
10	Doyle, Erin	St. Catherine	1:07.72	1:06.86	3
11	Schunk, Claudia	Viterbo	1:07.39	1:07.96	3
12	Chen, Lily	Luther	1:08.69	1:08.15	3
13	Aurelius, Andreiana	Hamline	1:10.20	1:08.39	4
14	Smit, Meira	Macalester	1:08.50	1:08.72	3
15	Witbrod, Stephanie	Bethany Lutheran		1:10.76	5
16	Hamilton, Mercedes	Hamline	1:09.05	1:10.86	4
17	Ristau, Kelly	Luther	1:08.77	1:11.67	3
18	Lantz, Annabel	Augsburg	1:11.43	1:12.24	4
19	Anderson, Naomi	Bethany Lutheran		1:13.66	5

Carleton Meet of Hearts - 2/12/2022**Recreation Center****Results****...Women 400 Meter Dash**

20	Whiterabbit, Lauren	Luther	1:14.18	1:13.90	4
21	Millan, Elisa	Luther	1:15.69	1:14.19	5
22	McCue, Megan	Bethany Lutheran		1:14.66	5
23	Zaccaria, Angela	Bethany Lutheran		1:16.42	5
24	Kersten, Sophia	Luther	1:10.55	1:16.64	4
25	Bednarz, Ava	Luther	1:17.33	1:22.97	5

Women 600 Meter Run

Name	Year	School	Seed	Finals	
1	Ferguson, Jocelyn	Carleton	1:41.07	1:38.68	
2	Farrell, Eve	Carleton	1:52.00	1:49.20	
3	Storley, Caitlyn	Gustavus	1:54.77	1:51.71	
4	Beyer, Avery	Gustavus	1:55.27	1:53.07	
5	Warren, Anna	Macalester	1:51.69	1:58.59	
6	Ramirez, Ingri	Augsburg	2:27.94	2:21.94	

Women 800 Meter Run

Name	Year	School	Seed	Finals	H#
1	Geist, Katherine	Carleton	2:18.00	2:15.89	1
2	Lyrek, Amaya	St. Thomas	2:23.91	2:19.52	1
3	Erickson, Lara	Carleton	2:24.00	2:22.14	1
4	Kropp, Amy	Carleton	2:23.00	2:23.83	1
5	Gerber, Gracie	St. Thomas	2:26.59	2:25.62	2
6	Belany, Alicia	St. Thomas	2:22.74	2:25.91	1
7	Ulrich, Kate	Carleton	2:26.00	2:26.99	1
8	Cutter, Alice	Carleton	2:26.20	2:30.41	1
9	Hansen, Morgan	Luther	2:32.00	2:30.99	2
10	Swanson, Anna	Saint Marys	2:25.10	2:31.29	1
11	Pausch, Abby	Crown	2:37.17	2:31.74	3
12	Krumm, Ella	Macalester	2:32.00	2:32.63	2
13	Thomas, Vanessa	Viterbo	2:31.90	2:36.02	2
14	Halbach, Megan	UW River Falls	2:35.76	2:36.14	3
15	Grams, Sarah	Luther	2:35.00	2:36.48	3
16	Schmidt, Sarah	Luther	2:34.00	2:37.38	2
17	Braunlich, Sammy	UW River Falls	2:35.00	2:38.94	3
18	Morgan, Maggie	Macalester	2:40.33	2:39.36	3
19	Jiardini, Zena	UW River Falls	2:47.88	2:41.62	4
20	Adam, Madelyn	Viterbo	2:31.41	2:43.10	2
21	Merwin, Jordan	Bethany Lutheran	2:42.54	2:43.18	3
22	Kuhlman, Chloe	Bethany Lutheran	2:47.28	2:45.23	4
23	Hobby, Sarah Beth	Macalester		2:47.41	4
24	McDonough, Brenna	Viterbo	2:41.80	2:49.72	3
25	Mathews, Jalisa	Hamline	2:45.89	2:52.99	4
26	Sovacool, Rachel	Bethany Lutheran	2:48.33	2:53.92	4
27	Rethemeyer, Hannah	Bethany Lutheran	3:07.43	3:02.34	4

Women 1000 Meter Run

Name	Year	School	Seed	Finals	
1	Blaesing, Maria	Macalester	3:04.00	3:02.90	

Carleton Meet of Hearts - 2/12/2022**Recreation Center****Results****...Women 1000 Meter Run**

2 Stern, Lena	Macalester	3:12.00	3:15.78
3 Mueller, Jerica	Viterbo	3:25.00	3:27.60
4 Hirsch, Anya	Viterbo	3:24.60	3:29.35
5 York, Rebecca	Viterbo	3:51.40	4:07.50

Women 1 Mile Run

Name	Year School	Seed	Finals	H#
1 Desotell, Molly	St. Thomas	5:10.00	5:15.62	1
2 Blanchard, Mary	Carleton	5:26.71	5:16.34	1
3 Ellefson, Lauren	St. Thomas	5:12.00	5:20.56	1
4 Scheuerman, Carly	St. Thomas	5:16.00	5:21.16	1
5 Dean, Piper	Carleton	5:28.83	5:31.81	1
6 Pausch, Abby	Crown	5:30.34	5:38.82	1
7 Kuechle, Cailyn	UW River Falls	6:05.28	5:41.12	2
8 Skogen, Berit	Luther	5:55.00	5:46.41	2
9 Cohen, Ashley	Carleton	5:59.00	5:46.49	2
10 Merwin, Jordan	Bethany Lutheran	5:57.00	5:47.78	2
11 Thomas, Vanessa	Viterbo	5:37.87	5:49.23	1
12 Votruba, Maggie	Carleton	5:56.91	5:49.68	2
13 Goellner, Ana	Luther	5:40.00	5:50.52	1
5:50.523 (5:50.523)				
14 Walukas, Kailyn	Gustavus	5:57.48	5:53.49	2
15 Omdal, Anna	Gustavus	5:57.49	5:54.98	2
16 Adam, Madelyn	Viterbo	5:36.85	5:55.45	1
17 McDonough, Brenna	Viterbo	6:00.00	6:00.17	2
18 Coyle, Sylvia	Macalester	6:00.00	6:02.40	2
19 Kuhlman, Chloe	Bethany Lutheran	6:13.22	6:04.42	3
20 Moseley, Ally	Luther	6:15.00	6:10.58	3
21 Kelly, Amanda	UW River Falls	6:21.40	6:12.05	3
22 Powell, Gracia	Luther	6:15.00	6:12.96	3
23 Brandt, Morgan	St. Catherine	6:17.37	6:13.11	3
24 Hoyt-Niemiec, Isabel	Carleton	6:00.00	6:13.83	2
25 Twinning, Semma	Carleton	6:00.00	6:13.91	2
26 Mathews, Jalisa	Hamline	6:05.88	6:16.04	2
27 Nelson, Brenna	St. Catherine	6:26.34	6:18.85	3
28 Sovacool, Rachel	Bethany Lutheran	6:21.50	6:19.98	3
29 Mueller, Jerica	Viterbo	6:11.00	6:23.84	3
30 Hirsch, Anya	Viterbo	6:10.30	6:23.88	3
31 Meyer, Emma	St. Catherine	6:25.08	6:27.28	3
32 Harvey, Lily	St. Catherine	6:48.95	6:29.53	3

Women 3000 Meter Run

Name	Year School	Seed	Finals	H#
1 Cross, Helen	Carleton	10:31.04	10:22.61	1
2 McManus, Sophie	Carleton	10:37.33	10:30.76	1
3 Ward, Phoebe	Carleton	10:51.93	10:38.68	1
4 Berg, Lauren	Luther	10:45.00	10:44.98	1
5 Rowland, Libby	Carleton	10:47.27	10:47.47	1
6 Hostager, Heather	Luther	11:00.00	10:58.60	1
7 Greene, Sylvia	Macalester	11:00.00	10:59.41	1
8 Tobin, Kayla	Bethany Lutheran	11:20.53	11:01.46	1

Carleton Meet of Hearts - 2/12/2022**Recreation Center****Results****...Women 3000 Meter Run**

9	Freshwaters, Danielle	Macalester	11:15.00	11:04.23	2
10	Franke, Erin	Macalester	11:15.00	11:05.23	2
11	Froh, Maggie	Macalester	11:05.00	11:05.81	1
12	Kern, Emily	Saint Marys	11:00.00	11:07.58	1
13	Borgmann, Marte	Carleton	11:14.12	11:07.83	1
14	Weberg, Molly	Gustavus	11:34.26	11:08.12	2
15	Fetting, Katie	Luther	11:30.00	11:14.14	2
16	Clark, Julia	St. Catherine	11:00.00	11:16.07	1
17	Corbo, Olivia	Carleton	11:14.00	11:20.64	1
18	Schafer, Nell	Carleton	11:31.29	11:20.89	2
19	Pihlaja, Allegra	Carleton	11:48.95	11:21.68	2
20	Hagen, Sydney	Gustavus	11:46.34	11:27.33	2
21	Schoenfield, Claire	Gustavus	11:30.64	11:33.55	2
22	Morrow, Amelia	Luther	11:30.00	11:34.95	2
23	Mader, Emma	Hamline	12:10.43	11:37.54	3
24	Tuvey, Amanda	Saint Marys	11:53.78	11:41.11	3
25	Lewis, Margo	Carleton	11:44.00	11:44.39	2
26	Veit, Julia	Luther	11:45.00	11:47.51	2
27	Koivisto, Taina	Gustavus	11:50.48	11:48.28	2
28	McClure, Peyton	Luther	12:00.00	11:51.93	3
29	Kaur, Simi	Gustavus	12:26.47	12:00.96	3
30	Selenke, Sophie	Luther	12:30.00	12:10.53	3
31	Mason, Izzi	UW River Falls	12:25.00	12:16.32	3
32	Clarksean, Aspen	Hamline	12:10.43	12:23.80	3
33	Greelis, Maddie	UW River Falls	12:25.00	12:26.88	3
34	Anderson, Rachel	UW River Falls	12:25.00	12:29.29	3
35	Montgomery, Callie	Bethany Lutheran	13:27.64	13:14.93	3
36	Stumpf, Jaclyn	UW River Falls	13:30.00	13:15.58	3
37	English, Nadia	Gustavus	13:29.20	13:21.46	3
38	Mucha, Bryn	Gustavus	13:23.45	13:26.33	3
39	Metz, Emmeline	Bethany Lutheran	13:08.14	13:29.37	3

Women 55 Meter Hurdles

Name	Year	School	Seed	Finals	H#
1	Williams, Nayeli	Carleton	9.13	8.60	1
2	Robertson, Kimi	UW River Falls	8.80	8.90	1
3	Veronen, Ashley	Viterbo	9.22	8.99	1
4	Barlue, Burnices	St. Catherine	9.50	9.25	1
5	Johnson, Emma	Viterbo	9.48	9.32	1
6	Byom, Emmarie	Saint Marys	9.64	9.54	1
7	Durscher, Tess	Viterbo	9.66	9.60	2
8	Miller, Cecelia	Hamline	9.30	9.67	1
9	Boyum, Julianna	Hamline	9.59	9.89	1
10	Jaacks, Alison	Viterbo	9.83	9.99	2
11	Kurtenbach-Winch, Kaelyn	Luther		10.01	3
12	Roux, Juanel	Crown	10.25	10.06	2
13	Jackson, Emily	Bethany Lutheran		10.09	3
14	McCue, Megan	Bethany Lutheran	10.12	10.12	2
15	Hannah, Gabriele	Hamline	9.89	10.13	2
16	Farrell, Eve	Carleton	10.60	10.33	2
17	Dailey, Katie	Luther		10.64	3
18	Anderson, Naomi	Bethany Lutheran	11.78	11.12	2
19	Millan, Elisa	Luther	11.82	11.25	3

Carleton Meet of Hearts - 2/12/2022**Recreation Center****Results****...Women 55 Meter Hurdles**

20 York, Rebecca	Viterbo	11.63	3
------------------	---------	-------	---

Women 4x200 Meter Relay

School	Seed	Finals	H#
1 Luther 'A'	1:49.52	1:48.51	1
1) Groppoli, Emily	2) Davidson, Grace		
3) Marks, Amara	4) Keller, Kasandra		
2 Saint Marys 'A'		1:51.03	2
1) Klausler, Sydney	2) Gearin, Caroline		
3) Freire, Nathalie	4) Maul, Lillian		
3 Carleton 'A'	1:52.00	1:54.20	1
1) Roberts, Riley	2) Aladetan, Amira		
3) Traw, Thea	4) Parrott, Audrey		
4 Macalester 'A'	1:54.39	1:56.14	1
1) Hunter, Penny	2) Ennevor, Mikayla		
3) Saba, Yinka	4) Falkowski, Caitlin		
5 Bethany Lutheran 'A'		1:56.98	2
1) Anderson, Naomi	2) Bejarano, Jasmine		
3) Hoppe, Cianna	4) Jackson, Emily		
6 Bethany Lutheran 'B'		x2:04.55	2
1) Anderson, Naomi	2) McCue, Megan		
3) Adeniyi-Akins, Naomi	4) Zaccaria, Angela		

Women 4x400 Meter Relay

School	Seed	Finals	H#
1 UW River Falls 'A'	4:08.36	4:06.29	1
1) Hansen, Sarah	2) Langlois, Sarah		
3) Halbach, Megan	4) LeFever, Lexi		
2 Carleton 'A'	4:15.00	4:09.80	1
1) Ferguson, Jocelyn	2) Williams, Nayeli		
3) Kropp, Amy	4) Marsh, Sydney		
3 Macalester 'A'	4:19.00	4:19.13	1
1) Amundson, Journey	2) Blaesing, Maria		
3) Preston, Adisa	4) Grosse, Hannah		
4 Luther 'A'	4:23.46	4:23.11	1
1) Floor, Mya	2) Goellner, Ana		
3) Rasmussen, Megan	4) Keller, Kasandra		
5 Carleton 'B'	4:26.00	x4:25.66	1
1) Parrott, Audrey	2) Traw, Thea		
3) Blanchard, Mary	4) Cutter, Alice		
6 UW River Falls 'B'	4:50.00	x4:33.12	2
1) Klocke, Kalli Jo	2) Kuechle, Cailyn		
3) Braunlich, Sammy	4) Robertson, Kimi		
7 Gustavus 'A'	4:40.00	4:44.09	2
1) Walukas, Kailyn	2) Storley, Caitlyn		
3) Beyer, Avery	4) Omdal, Anna		
8 Luther 'B'	4:23.46	x4:44.79	1
1) Schmidt, Sarah	2) Hansen, Morgan		
3) Ristau, Kelly	4) Millan, Elisa		
-- UW River Falls 'C'	5:20.00	DNF	2
1) Jiardini, Zena	2) Hintzman, Megan		

Carleton Meet of Hearts - 2/12/2022

Recreation Center

Results

....Women 4x400 Meter Relay

3) Mason, Izzi	4) Anderson, Rachel		
-- Carleton 'C'	4:32.00	DNF	2
1) Aladetan, Amira	2) Ulrich, Kate		
3) Erickson, Lara	4) Dean, Piper		

Women High Jump

Name	Year	School	Seed	Finals
1 Kendall, Miranda		Viterbo	1.56m	1.58m 5-02.25
1.23 1.28 1.33 1.38 1.43 1.48 1.53 1.58 1.65				
P P P P O O O XXX				
2 Jackson, Emily		Bethany Lutheran	1.48m	1.53m 5-00.25
1.23 1.28 1.33 1.38 1.43 1.48 1.53 1.58				
P P P P O O O XXX				
3 Witbrod, Stephanie		Bethany Lutheran	1.45m	1.48m 4-10.25
1.23 1.28 1.33 1.38 1.43 1.48 1.53				
P P P P XXO O XXX				
4 Stephani, Alexie		Viterbo		J1.48m 4-10.25
1.23 1.28 1.33 1.38 1.43 1.48 1.53				
P P O O O XO XXX				
5 Veronen, Ashley		Viterbo	1.56m	1.43m 4-08.25
1.23 1.28 1.33 1.38 1.43 1.48				
P P P P O XXX				
5 Blanchette, Grace		Carleton	1.42m	1.43m 4-08.25
1.23 1.28 1.33 1.38 1.43 1.48				
P O O O O XXX				
7 Dailey, Katie		Luther	1.48m	J1.43m 4-08.25
1.23 1.28 1.33 1.38 1.43 1.48				
P P P XO O XXX				
8 Peyron, Grace		Viterbo	1.38m	J1.43m 4-08.25
1.23 1.28 1.33 1.38 1.43 1.48				
P P O O XO XXX				
9 Nichols, Claire		St. Catherine	1.45m	J1.43m 4-08.25
1.23 1.28 1.33 1.38 1.43 1.48				
P P XO O XXO XXX				
10 Bejarano, Jasmine		Bethany Lutheran	1.38m	1.38m 4-06.25
1.23 1.28 1.33 1.38 1.43				
P P P O XXX				
11 Ristau, Kelly		Luther	1.40m	J1.38m 4-06.25
1.23 1.28 1.33 1.38 1.43				
P P P XO XXX				
11 Luehrs, Jensen		Gustavus	1.45m	J1.38m 4-06.25
1.23 1.28 1.33 1.38 1.43				
P P P XO XXX				
11 Zamacona, Aoife		Hamline	1.43m	J1.38m 4-06.25
1.23 1.28 1.33 1.38 1.43				
P P P XO XXX				
14 Konzen, Ruth		Viterbo	1.41m	1.33m 4-04.25
1.23 1.28 1.33 1.38				
P P O XXX				
15 Weaver, Taylor		Crown	1.38m	1.28m 4-02.25
1.23 1.28 1.33				
O O XXX				

Carleton Meet of Hearts - 2/12/2022

Recreation Center

Results

...Women High Jump

-- Stafford, Abigail Viterbo NH
 1.23 1.28 1.33
 P P XXX

Women Pole Vault

Name	Year	School	Seed	Finals
1 Robertson, Kimi		UW River Falls	3.58m	3.51m 11-06.25
	2.16 2.46 2.76 2.91 3.06 3.21 3.36 3.51 3.66			
	P P P P P P XO O XXX			
2 Grosse, Hannah		Macalester	3.46m	3.36m 11-00.25
	2.16 2.46 2.76 2.91 3.06 3.21 3.36 3.51			
	P P P XO O O O XXX			
3 Gearin, Caroline		Saint Marys	3.19m	3.21m 10-06.25
	2.16 2.46 2.76 2.91 3.06 3.21 3.36			
	P P P O XO O XXX			
3 Klocke, Kalli Jo		UW River Falls	3.27m	3.21m 10-06.25
	2.16 2.46 2.76 2.91 3.06 3.21 3.36			
	P P P P XO O XXX			
5 Marsh, Sydney		Carleton	3.07m	J3.21m 10-06.25
	2.16 2.46 2.76 2.91 3.06 3.21 3.36			
	P P O O XO XO XXX			
5 Freire, Nathalie		Saint Marys	3.12m	J3.21m 10-06.25
	2.16 2.46 2.76 2.91 3.06 3.21 3.36			
	P P P XO O XO XXX			
7 Johnson, Emma		Viterbo	2.85m	J3.21m 10-06.25
	2.16 2.46 2.76 2.91 3.06 3.21 3.36			
	P P O O XO XXO XXX			
8 Evans, Gabrielle		Carleton	3.06m	3.06m 10-00.50
	2.16 2.46 2.76 2.91 3.06 3.21			
	P P P O O XXX			
9 Litton, Emily		Carleton	2.96m	J3.06m 10-00.50
	2.16 2.46 2.76 2.91 3.06 3.21			
	P O O O XO XXX			
10 Floor, Mya		Luther	2.91m	2.91m 9-06.50
	2.16 2.46 2.76 2.91 3.06			
	P P O O XXX			
11 Durscher, Tess		Viterbo	2.97m	J2.91m 9-06.50
	2.16 2.46 2.76 2.91 3.06			
	P P O XO XXX			
12 Faulk, Abby		Luther	2.91m	2.76m 9-00.50
	2.16 2.46 2.76 2.91			
	P P XXO XXX			
13 Graff, Alli		Gustavus	2.40m	2.46m 8-00.75
	2.16 2.46 2.76			
	O XO XXX			
14 Gehrke, McKenzie		Gustavus	2.25m	2.16m 7-01.00
	2.16 2.46			
	O XXX			
14 Kurtenbach-Winch, Kaelyn		Luther	2.15m	2.16m 7-01.00
	2.16 2.46			
	O XXX			

Carleton Meet of Hearts - 2/12/2022

Recreation Center

Results

...Women Pole Vault

14 Schei, Gabbie	Luther	2.16m	7-01.00
2.16 2.46			
O XXX			
17 Bunker, Jenna	Gustavus	2.49m	J2.16m 7-01.00
2.16 2.46			
XO XXX			
17 Hintzman, Megan	UW River Falls	2.52m	J2.16m 7-01.00
2.16 2.46			
XO XXX			
-- Keller, Kasandra	Luther	2.75m	NH
2.16 2.46			
P XXX			
-- Selberg, Lillian	Gustavus	1.95m	NH
2.16			
XXX			
-- Geszvain, Gabriella	Viterbo	2.65m	NH
2.16 2.46			
P XXX			
-- Nuutinen, Bailey	Viterbo	3.30m	NH
2.16 2.46 2.76 2.91 3.06			
P P P P XXX			

Women Long Jump

Name	Year	School	Seed	Finals	H#
1 LeFever, Lexi		UW River Falls	5.82m	5.51m 18-01.00	2
5.51m 5.42m 5.43m 5.46m 5.30m 5.44m					
2 Robinson, Jailyn		Hamline	5.27m	5.43m 17-09.75	2
FOUL 5.19m 5.02m 5.43m 5.08m 4.43m					
3 Williams, Nayeli		Carleton	5.04m	5.13m 16-10.00	2
FOUL 5.13m FOUL FOUL 4.96m 4.94m					
4 Valley, Jen		Hamline	5.39m	5.06m 16-07.25	2
5.01m 5.06m FOUL 5.06m 5.05m 4.97m					
5 Amundson, Journey		Macalester	5.00m	5.05m 16-07.00	2
5.05m 4.76m FOUL					
6 Schepper, Reilee		St. Catherine	5.00m	5.04m 16-06.50	2
5.04m FOUL 4.37m FOUL FOUL 4.92m					
7 Yeakel, Lana		Viterbo	5.00m	4.98m 16-04.25	2
4.90m 4.98m FOUL PASS FOUL 4.95m					
8 Peyron, Grace		Viterbo	5.04m	4.90m 16-01.00	2
FOUL FOUL 4.90m FOUL 4.65m 4.45m					
9 Klausler, Sydney		Saint Marys	5.05m	4.86m 15-11.50	2
4.86m 4.83m FOUL					
10 Terry, Jordan		Augsburg	4.68m	4.85m 15-11.00	2
4.65m 4.84m 4.85m					
11 Nichols, Claire		St. Catherine	4.99m	J4.85m 15-11.00	2
4.80m 4.44m 4.85m					
12 Jackson, Emily		Bethany Lutheran	4.40m	4.71m 15-05.50	1
4.27m 4.71m 4.39m					
13 Hobby, Sarah Beth		Macalester	4.58m	4.51m 14-09.75	2
FOUL 4.51m FOUL					
14 Zamacona, Aoife		Hamline	4.42m	4.44m 14-07.00	1
4.01m 4.44m 4.33m					

**Carleton Meet of Hearts - 2/12/2022
Recreation Center
Results**

...Women Long Jump

15 Marks, Amara	Luther	4.65m	4.42m	14-06.00	2
4.42m FOUL					
16 Witbrod, Stephanie	Bethany Lutheran	4.57m	4.28m	14-00.50	2
FOUL 4.28m FOUL					
17 Petersen, Katie	Gustavus	4.44m	4.25m	13-11.50	1
FOUL FOUL 4.25m					
18 Leverentz, Bryana	St. Catherine	4.48m	4.21m	13-09.75	1
FOUL 4.21m 4.08m					
19 Schei, Gabbie	Luther		4.19m	13-09.00	1
4.19m 3.98m 4.06m					
20 McCue, Megan	Bethany Lutheran	4.14m	4.18m	13-08.75	1
4.15m 4.18m 4.14m					
21 Farrell, Eve	Carleton	4.35m	4.11m	13-06.00	1
FOUL 3.90m 4.11m					
22 Becker, Anna	Saint Marys	4.27m	4.02m	13-02.25	1
3.95m FOUL 4.02m					
23 Schnell, Tori	Luther	3.84m	3.94m	12-11.25	1
3.94m 3.89m 3.63m					
24 Keller, Alyssa	Luther		3.61m	11-10.25	1
FOUL 3.46m 3.61m					
-- Strong, Maclairen	St. Catherine	3.58m	FOUL		1
FOUL FOUL FOUL					
-- Doyle, Erin	St. Catherine	4.34m	FOUL		1
FOUL FOUL FOUL					
-- Ihde, Breanna	Viterbo	4.89m	FOUL		2
FOUL FOUL FOUL					
-- Adeniyi-Akins, Naomi	Bethany Lutheran		FOUL		1
FOUL FOUL FOUL					
-- Ennevor, Mikayla	Macalester	4.72m	FOUL		2
FOUL FOUL FOUL					

Women Triple Jump

Name	Year School	Seed	Finals
1 Witbrod, Stephanie	Bethany Lutheran	10.74m	10.74m 35-03.00
10.74m 10.65m FOUL FOUL FOUL FOUL			
2 Barlue, Burnices	St. Catherine	10.03m	10.51m 34-05.75
10.28m 9.60m 10.51m 10.42m FOUL 10.23m			
3 Amundson, Journey	Macalester	10.96m	10.39m 34-01.25
FOUL FOUL 10.13m 10.39m FOUL 10.23m			
4 Stephani, Alexie	Viterbo	10.09m	10.24m 33-07.25
10.03m 10.13m 10.14m FOUL FOUL 10.24m			
5 Gilbert, Briana	Hamline	10.38m	J10.24m 33-07.25
FOUL 9.86m 9.96m 10.24m 9.91m 10.06m			
6 Konzen, Ruth	Viterbo	9.89m	9.80m 32-02.00
9.77m 9.62m 9.80m FOUL FOUL 9.72m			
7 Leverentz, Bryana	St. Catherine	10.05m	9.63m 31-07.25
FOUL 9.33m FOUL 9.63m 9.14m 9.05m			
8 Kurtenbach-Winch, Kaelyn	Luther	9.46m	9.18m 30-01.50
9.18m FOUL FOUL 9.06m FOUL FOUL			
9 Bejarano, Jasmine	Bethany Lutheran		8.94m 29-04.00
8.66m 8.93m 8.94m			
10 Benson, Julia	Hamline		8.80m 28-10.50
FOUL 8.80m FOUL			

Carleton Meet of Hearts - 2/12/2022

Recreation Center

Results

Women Shot Put

Name	Year	School	Seed	Finals	H#
1 Kubes, Samantha		Saint Marys	11.39m	12.12m	39-09.25 2
					11.84m 11.86m 12.12m 12.10m 11.14m 11.58m
2 Isaacson, Lauren		St. Catherine	11.50m	11.53m	37-10.00 2
					11.26m 11.16m 11.53m 10.40m 10.47m 11.08m
3 Gullingsrud, Maren		Viterbo	10.83m	11.13m	36-06.25 2
					10.78m FOUL 10.99m 10.68m 11.13m 10.80m
4 Biggins, Ellie		Hamline	11.40m	11.09m	36-04.75 2
					9.88m FOUL 11.09m 10.75m 9.87m FOUL
5 Rosenbush, Jackie		UW River Falls	11.50m	11.01m	36-01.50 2
					FOUL 10.26m 10.64m 11.01m 10.35m 10.28m
6 Stucker, Margaret		Luther	10.00m	10.80m	35-05.25 2
					10.11m 8.17m 10.44m 10.80m 10.59m 9.61m
7 Oomens, Ally		UW River Falls	10.75m	10.22m	33-06.50 2
					8.68m 9.58m 10.22m FOUL 9.59m FOUL
8 Bach, Dana		Gustavus	10.63m	10.21m	33-06.00 2
					10.21m 9.78m 9.83m 9.81m 9.65m 9.90m
9 Schulte, Abby		Gustavus	10.13m	10.06m	33-00.25 2
					10.06m 9.83m FOUL
10 Wallendal, Morgan		Saint Marys	10.60m	10.04m	32-11.25 2
					FOUL 10.04m 9.30m
11 Thiel, Vanessa		UW River Falls	10.44m	10.00m	32-09.75 2
					9.93m 9.77m 10.00m
12 Jackman, Sydney		Saint Marys	9.03m	9.93m	32-07.00 1
					9.35m 9.93m 9.70m
13 Packer, Payton		Hamline	10.73m	9.87m	32-04.75 2
					9.77m 9.76m 9.87m
14 Haase, Katie		UW River Falls	9.50m	9.70m	31-10.00 1
					9.70m 9.66m 8.27m
15 Graham, Jasmine		UW River Falls	9.25m	9.27m	30-05.00 1
					8.92m 9.27m 9.20m
16 Marsh, Sydney		Carleton	9.19m	9.02m	29-07.25 1
					8.71m 9.02m 8.86m
17 Kurtenbach-Winch, Kaelyn		Luther	8.94m	8.91m	29-02.75 1
					8.51m 8.85m 8.91m
18 Althoff, Abby		St. Catherine	8.92m	8.89m	29-02.00 1
					8.33m 8.87m 8.89m
19 Wehrspann, Lydia		St. Catherine	9.48m	8.67m	28-05.50 1
					FOUL 8.67m 8.54m
20 Hobby, Sarah Beth		Macalester	8.20m	8.59m	28-02.25 1
					7.91m 8.59m 7.80m
21 Barness, Emma		Luther	8.73m	8.18m	26-10.00 1
					FOUL 8.18m 7.64m
22 Imdieke, Ashley		Luther	8.54m	8.08m	26-06.25 1
					8.08m 7.48m 8.02m
23 Zamacona, Aoife		Hamline	7.95m	7.95m	26-01.00 1
					7.75m 7.93m 7.95m
24 Sessions, Meg		Luther	7.02m	7.27m	23-10.25 1
					7.10m 6.73m 7.27m
-- Nelson, Nicole		Gustavus	9.90m	FOUL	2
					FOUL FOUL FOUL
-- Dade, Maria		Viterbo	9.61m	FOUL	1
					FOUL FOUL FOUL

Carleton Meet of Hearts - 2/12/2022

Recreation Center

Results

Women Weight Throw

Name	Year	School	Seed	Finals	H#
1 Rodney, Jenneel		Hamline	16.24m	16.63m	54-06.75 2
		16.63m 15.73m 15.78m 15.05m 16.14m FOUL			
2 Kubes, Samantha		Saint Marys	14.21m	14.23m	46-08.25 2
		12.93m FOUL 13.65m 13.05m 12.62m 14.23m			
3 Rosenbush, Jackie		UW River Falls	13.79m	13.85m	45-05.25 2
		12.86m 13.85m 13.38m FOUL 13.51m 13.38m			
4 Withbrod, Stephanie		Bethany Lutheran	13.86m	13.66m	44-09.75 2
		FOUL 12.52m 13.66m 13.46m 12.97m 12.75m			
5 Gullingsrud, Maren		Viterbo	13.29m	13.16m	43-02.25 2
		11.54m 12.64m 11.39m 13.16m FOUL 10.52m			
6 Nelson, Nicole		Gustavus	12.53m	12.88m	42-03.25 2
		12.88m 12.79m 12.10m 12.11m 11.60m FOUL			
7 Oomens, Ally		UW River Falls	12.39m	12.26m	40-02.75 2
		11.17m 11.33m 12.26m 11.72m 11.33m FOUL			
8 Thiel, Vanessa		UW River Falls	12.61m	12.05m	39-06.50 2
		12.05m FOUL 11.24m 11.81m FOUL FOUL			
9 Dryden, Payton		Viterbo	12.50m	12.04m	39-06.00 2
		12.04m 11.72m FOUL			
9 Biggins, Ellie		Hamline	11.85m	12.04m	39-06.00 2
		FOUL 12.04m 11.60m			
11 Wallendal, Morgan		Saint Marys	11.42m	11.39m	37-04.50 2
		11.13m FOUL 11.39m			
12 Ulland, Osa		Luther	10.77m	10.71m	35-01.75 1
		FOUL 10.71m 8.88m			
13 Wehrspann, Lydia		St. Catherine	9.75m	10.52m	34-06.25 1
		9.26m 10.52m 9.78m			
14 Dade, Maria		Viterbo	11.76m	10.43m	34-02.75 2
		9.85m 10.43m 10.02m			
15 Graham, Jasmine		UW River Falls	10.55m	10.38m	34-00.75 1
		10.38m FOUL 10.34m			
16 Imdieke, Ashley		Luther	9.87m	9.99m	32-09.50 1
		9.99m FOUL 9.61m			
17 McCue, Megan		Bethany Lutheran	9.38m	9.92m	32-06.50 1
		9.61m FOUL 9.92m			
18 Plenty Horse, Tawny		Hamline	9.07m	9.54m	31-03.75 1
		5.97m 8.39m 9.54m			
19 Barness, Emma		Luther	9.91m	8.90m	29-02.50 1
		8.90m FOUL FOUL			
20 Felt, Haylee		Luther	7.87m	8.74m	28-08.25 1
		FOUL 8.74m 8.37m			
21 LaClare, Izy		Gustavus		8.63m	28-03.75 1
		FOUL 8.63m 7.77m			
22 Althoff, Abby		St. Catherine	8.00m	8.16m	26-09.25 1
		7.71m 8.05m 8.16m			
-- Stucker, Margaret		Luther	11.54m	FOUL	2
		FOUL FOUL FOUL			
-- Bosman, Neenah		Carleton	13.45m	FOUL	2
		FOUL FOUL FOUL			
-- McGrane, Madison		Viterbo	11.38m	FOUL	2
		FOUL FOUL PASS			

Carleton Meet of Hearts - 2/12/2022**Recreation Center****Results****Men 55 Meter Dash**

Name	Year School	Seed	Finals	H#
1 Deas, Brandon	Luther	6.58	6.63	1
2 Conneh, Varney	Augsburg	6.67	6.65	1
3 Savage, Maurice	Viterbo	6.62	6.68	1
4 Jensen, Trever	UW River Falls	6.65	6.76	1
5 Swecker, Ryan	Crown	6.93	6.81	2 6.806
6 Barrett, Nick	Gustavus	6.85	6.81	1 6.807
7 Wilkins, Tae'Vion	Hamline	6.95	6.83	2
8 Busby, Taron	Augsburg	6.83	6.88	1
9 Skelly, Matthew	Gustavus	6.87	6.93	2
10 Bundy, Sam	Luther	6.95	6.94	2
11 Adamson, Oliver	Saint Marys	6.92	6.96	2
12 Chose, Ean	Hamline	7.04	6.98	3
13 Basu, Henry	Macalester	7.06	6.99	3
14 Alexander, Joel	UW River Falls	7.00	7.04	3
15 Emdin, Fredrick	Augsburg	6.97	7.06	2
16 Kogut, Jacob	Macalester	7.07	7.07	3
17 Flentje, Dominic	Gustavus	7.11	7.08	4 7.071
18 Wachter, Dylan	UW River Falls	6.89	7.08	2 7.078
19 Royal, Caleb	UW River Falls	6.99	7.10	3 7.100
19 Cisewski, Antonio	Saint Marys	7.10	7.10	4 7.100
21 Gaye, Carlos	Hamline	7.09	7.12	3
22 Shanno, Hugh	Carleton	7.10	7.14	3
23 Angstman, Zach	Hamline	7.10	7.16	3
24 Serebour, Ababio	Gustavus	7.15	7.19	4
25 Amberg, Thomas	Hamline		7.20	5
26 Reece, Canon	Luther		7.21	6
27 Broad, Michael	Gustavus	7.22	7.28	4 7.274
28 Withers, Jaxon	Luther		7.28	6 7.275
28 Wiessenberger, Jack	Gustavus	7.40	7.28	5 7.275
30 Lawrence, Jake	UW River Falls	7.16	7.31	4
31 Barber, Mikey	Luther	7.25	7.32	4
32 McCullough, Kyle	UW River Falls		7.33	6
33 Schmidt, Joe	Gustavus		7.52	5
34 Pausch, Colten	Crown	7.61	7.63	5
35 Multhauf, Darian	Viterbo		7.64	5
36 Sullivan, Logan	Gustavus		7.82	5
37 Arity, Cahil	Viterbo		7.86	6
38 Everett, Guerry	Crown	8.13	8.01	5

Men 200 Meter Dash

Name	Year School	Seed	Finals	H#
1 Anderson, Jalen	Viterbo	22.54	22.45	1
2 Jackson, Garrett	Saint Marys	23.12	23.02	1
3 Dodge, Eli	UW River Falls	22.53	23.21	1
4 Jensen, Trever	UW River Falls	23.11	23.46	1
5 Christoph, Oscar	Carleton	23.22	23.56	2
6 Chisora, Tinashe	Luther	23.53	23.60	2
7 Deas, Brandon	Luther	23.49	23.74	2
8 Swecker, Ryan	Crown	24.31	24.05	4
9 Bulwa, Chris	Saint Marys		24.18	9
10 Lefort, Tancrede	Luther	24.63	24.28	5

Carleton Meet of Hearts - 2/12/2022**Recreation Center****Results****...Men 200 Meter Dash**

11	Conneh, Varney	Augsburg		24.30	9	
12	Palma, Richard	Viterbo	24.49	24.31	4	
13	Flentje, Dominic	Gustavus	24.24	24.36	3	
14	Busby, Taron	Augsburg		24.47	9	
15	Kogut, Jacob	Macalester	25.00	24.48	6	
16	Royal, Caleb	UW River Falls	24.35	24.50	4	
17	Shanno, Hugh	Carleton	24.50	24.52	4	
18	Hodin, Riley	Macalester	25.00	24.66	6	
19	Wilkins, Tae'Vion	Hamline	25.00	24.70	6	24.692
20	Chose, Ean	Hamline	24.68	24.70	5	24.695
21	Ortiz, Raul	Hamline	25.38	24.73	7	
22	Broad, Michael	Gustavus	24.63	24.99	5	
23	Emdin, Fredrick	Augsburg	25.20	25.02	7	
24	Basu, Henry	Macalester	25.29	25.10	7	
25	Jack, Carter	Bethany Lutheran	25.50	25.25	8	
26	Mufind, Broddy	Bethany Lutheran	25.28	25.67	7	
27	Aspenson, David	Viterbo	25.12	26.21	6	
28	Weyiouanna, Esau	Bethany Lutheran	26.94	26.44	8	
29	Pausch, Colten	Crown	27.71	27.48	8	
30	Anderson-Sanchez, AJ	Crown	27.77	27.66	8	
31	Everett, Guerry	Crown	29.53	29.21	9	

Men 400 Meter Dash

Name	Year	School	Seed	Finals	H#
1	Heitler, Arlo	Macalester	51.42	50.77	1
2	Wang, Jeff	Macalester	52.94	52.18	1
3	Kinnucan, Ryan	Macalester	53.50	52.56	1
4	Atabaev, Firdavs	Luther	53.85	53.51	1
5	Kennedy, Liam	Carleton	54.50	53.53	3
6	Chisora, Tinashe	Luther	53.48	53.58	1
7	Moeller, Calvin	Gustavus	53.88	54.10	2
8	Bashir, Yahya	Gustavus	54.80	54.45	3
9	Olfert, Nick	Gustavus	54.55	54.62	3
10	Jack, Carter	Bethany Lutheran	54.30	54.81	2
11	Landherr, Fritz	Augsburg	54.50	54.83	2
12	Swanstrom-Arnold, Sorley	Luther	55.04	54.84	3
13	Baker, Grant	Gustavus	54.50	55.69	2
14	Reece, Canon	Luther		55.88	4
15	Blake, Parker	Augsburg	56.83	56.69	3
16	Longs Jr., Sharrod	Augsburg	54.38	57.45	2
17	Schmidt, Joe	Gustavus	1:00.47	57.93	4
18	Mufind, Broddy	Bethany Lutheran		58.86	4
19	Dill-Erickson, Ty	Crown	1:00.82	1:00.26	4
20	Anderson-Sanchez, AJ	Crown	1:01.83	1:01.92	4

Men 600 Meter Run

Name	Year	School	Seed	Finals	H#
1	Rives, Bridger	Carleton	1:27.00	1:26.84	1
2	Schwarz, Lane	Luther	1:28.00	1:27.27	1
3	Asfaw, Getinat	Augsburg	1:28.50	1:27.33	1
4	Duffy, Leo	Luther	1:28.00	1:27.63	1

Carleton Meet of Hearts - 2/12/2022**Recreation Center****Results****...Men 600 Meter Run**

5	Ode, Will	Luther	1:28.00	1:28.02	1
6	McNall, Spencer	Macalester	1:28.50	1:28.21	1
7	Prentice, Harrison	Luther	1:30.00	1:28.45	2
8	Bosley, Mason	Macalester	1:29.00	1:29.63	2
9	Schulze, Sam	Gustavus	1:30.86	1:29.71	2
10	Marble, Sam	Gustavus	1:30.20	1:30.59	2
11	Witt, Lachlan	Macalester	1:32.33	1:31.08	2
12	Baumeister, Mark	Macalester	1:33.00	1:31.52	2
13	McCabe, Jack	Gustavus	1:35.53	1:37.03	2

Men 800 Meter Run

Name	Year	School	Seed	Finals	H#
1	Wachter, Dylan	UW River Falls	1:53.13	2:00.20	1
2	Brindamour, Isaiah	Saint Marys	2:04.16	2:02.23	1
3	Diercks, Korrigan	Gustavus	2:04.20	2:02.67	1
4	McCullough, Kyle	UW River Falls	2:03.77	2:02.77	1
5	Ingold, Drake	Viterbo	1:59.60	2:03.10	1
6	Michels, Corbin	Gustavus	2:05.44	2:04.97	2
7	Useche, Mateo	Macalester	2:06.00	2:05.49	2
8	Wondimu, Bereket	Augsburg	2:06.85	2:05.88	2
9	George, Ian	Macalester	2:08.35	2:06.28	2
10	David, Evan	Viterbo	2:10.70	2:09.19	3
11	Steinbrecher, Quinn	Saint Marys	2:09.63	2:09.35	3
12	Groos, John	Carleton	2:09.22	2:09.67	3
13	Appel, Aidan	Macalester	2:08.85	2:10.13	2
14	Kurtz, Michael	Hamline	2:05.00	2:10.39	2
15	Fleuchaus, Ben	Viterbo	2:15.70	2:19.10	3
16	Saari, William	Hamline		2:21.02	3
17	Scheuneman, Sam	Augsburg	2:30.10	2:26.08	3
18	Frett, Emmett	Hamline		2:27.18	3
19	Regan, Cameron	Hamline	2:29.90	2:28.29	3

Men 1000 Meter Run

Name	Year	School	Seed	Finals	H#
1	Perry, Ben	Carleton	2:37.89	2:35.49	
2	Hussien, Sakariya	Augsburg	2:33.50	2:36.03	
3	Ali, Kalid	Macalester	2:38.00	2:38.76	
4	Thompson, Carsten	Luther	2:44.00	2:40.26	
5	Anderson, Jakin	Bethany Lutheran	2:44.59	2:43.33	
6	Groshek, Tanner	Viterbo	2:39.40	2:44.97	
7	Jacobson, Max	Augsburg		2:46.61	
8	Carlson, Austin	Crown		2:51.43	
9	Osterlund, Jeremiah	Crown		2:56.00	
10	Hatlevig, Ike	Macalester	3:01.44	3:02.39	
11	Kienholz, Carter	Hamline		3:17.94	

Men 1 Mile Run

Name	Year	School	Seed	Finals	H#
1	Ash, Ethan	Carleton	4:28.17	4:23.35	1

Carleton Meet of Hearts - 2/12/2022**Recreation Center****Results****...Men 1 Mile Run**

2	Hinchcliffe, Henry	Gustavus	4:38.90	4:24.51	1
3	Schwarz, Lane	Luther	4:26.00	4:25.60	1
4	Nakasaka, Adam	Carleton	4:30.16	4:27.67	1
5	Ingold, Drake	Viterbo	4:25.00	4:28.21	1
6	LaVigne, Trevor	Gustavus	4:34.27	4:32.16	1
7	Olsson, Tor	Macalester	4:35.00	4:33.31	1
8	Adams, Brock	Macalester	4:35.00	4:36.56	1
9	Useche, Mateo	Macalester	4:38.00	4:37.48	1
10	Wielgos, Jake	Gustavus	4:33.94	4:38.12	1
11	Anderson, Jakin	Bethany Lutheran	4:39.90	4:40.78	1
12	Yual, Waleed	Luther	4:44.00	4:41.35	2
13	Roehl, Carson	Gustavus	4:40.71	4:43.25	2
14	Wilson, Josh	Gustavus	4:37.00	4:43.45	1
15	Taylor, Ike	Luther	4:44.00	4:43.90	2
16	Steinbrecher, Quinn	Saint Marys	4:49.44	4:45.96	2
17	Kurtz, Michael	Hamline	4:45.00	4:46.05	2
18	Michael, Zane	Gustavus	4:44.00	4:46.18	2
19	Jacobson, Max	Augsburg	4:48.80	4:46.54	2
20	Max, Quenton	Luther	4:45.00	4:47.08	2
21	Peters, Sam	UW River Falls	4:55.07	4:47.49	3
22	David, Evan	Viterbo	4:51.50	4:47.98	3
23	Hjelman, Christian	UW River Falls	4:51.44	4:48.49	3
24	Saari, William	Hamline	4:48.50	4:48.65	2
25	Ottosen, Eric	UW River Falls	4:45.08	4:48.76	2
26	Madell, Joe	Macalester	4:48.46	4:49.73	2
27	Shubatt, Eli	Luther	4:52.00	4:50.31	3
28	Carlson, Austin	Crown	4:57.32	4:51.50	3
29	Wiggins, Titus	Crown	4:57.56	4:51.76	3
30	Melendez, Jordan	Luther	4:51.00	4:55.29	3
31	Anderson, Charlie	Luther	5:00.00	4:56.84	3
32	Fleuchaus, Ben	Viterbo	5:02.00	4:58.11	3
33	Carey-Odden, Leif	Luther	5:08.00	5:02.89	4
34	Osterlund, Jeremiah	Crown	4:58.22	5:04.06	3
35	Heinecke, Charlie	Luther	5:15.00	5:05.74	4
36	Sethre, Kevin	Augsburg		5:06.68	4
37	Puent, Aaron	Augsburg		5:13.23	4
38	Pfeifer, Cory	UW River Falls	5:05.23	5:13.55	4
39	Johnson, Jonah	Gustavus	4:53.39	5:15.14	3
40	Groshek, Tanner	Viterbo		5:15.31	4
41	De Paz, Ozzie	Luther	5:08.00	5:16.56	4
42	Dahlen, Peter	Luther	5:24.00	5:18.32	4
43	Gregoria, Michael	Crown	5:17.41	5:19.21	4
44	Frett, Emmett	Hamline	5:29.01	5:27.28	4

Men 3000 Meter Run

Name	Year	School	Seed	Finals	H#
1	Lavey, Stephen	Carleton	8:37.55	8:20.08	1
2	Altier, Tom	Luther	8:30.00	8:23.57	1
3	Kelly, Ian	Luther	8:30.00	8:35.54	1
4	Koller, Adam	Luther	8:45.00	8:38.62	1
5	Beck, Colin	Luther	8:45.00	8:38.69	1
6	Santos, Ben	Carleton	8:46.41	8:39.34	1
7	Bowman, Henry	Carleton	9:01.71	8:40.35	1

Carleton Meet of Hearts - 2/12/2022**Recreation Center****Results****...Men 3000 Meter Run**

8	Kosche, Reuben	St. Olaf	8:28.76	8:42.54	1
9	Melville, Chris	Carleton	9:05.73	8:54.70	2
10	Crotteau, Ben	Macalester	8:59.00	8:56.35	1
11	Watts, Avery	Carleton	9:15.98	8:56.47	2
12	Grant, Garet	Gustavus	8:57.02	8:56.51	1
13	VanAcker, Jeremiah	Crown	9:26.03	9:01.45	2
14	Ihrke, Nick	Macalester	9:09.00	9:02.25	2
15	Jones, Elijah	Carleton	9:08.39	9:02.93	2
16	McKee, Reece	Macalester	9:09.00	9:07.31	2
17	Meier, Josh	Carleton	9:26.03	9:09.87	2
18	Fendig, Alex	Macalester	9:15.00	9:10.03	2
19	Fellingham, Kaeden	Luther	9:00.00	9:10.63	2
20	Burjes, Caleb	Luther	9:00.00	9:17.37	2
21	Vanspriell, Sam	Macalester	9:19.00	9:19.19	2
22	Rogers, Ryan	Luther	9:30.00	9:21.36	3
23	Shufro-Zletz, Jesse	Carleton	9:37.83	9:27.36	3
24	Rieder, Cody	Augsburg	9:35.57	9:27.46	3
25	Kalsnes, Jonah	Gustavus	9:39.33	9:36.28	3
26	Wiggins, Titus	Crown		9:52.25	3
27	Harris, Grayson	Augsburg	9:57.78	9:54.50	3
28	Sethre, Kevin	Augsburg	10:22.31	10:11.55	3
29	Anton, Caleb	UW River Falls	10:15.00	10:13.97	3
30	Puent, Aaron	Augsburg	10:29.31	10:16.01	3
31	Hoppe, Josiah	Bethany Lutheran	10:24.07	10:16.21	3
32	Machtemes, Xerxes	Bethany Lutheran	10:31.47	10:28.61	3
33	Edmondson, Trace	Bethany Lutheran	10:25.92	10:36.11	3

Men 55 Meter Hurdles

Name	Year	School	Seed	Finals	H#
1	Anderson, Jalen	Viterbo	7.88	8.09	1
2	Doe, Brandon	Augsburg	8.14	8.18	1
3	Angstman, Zach	Hamline	8.35	8.38	1
4	Theis, Charlie	UW River Falls	8.40	8.48	1
5	Marzinske, Jake	Bethany Lutheran	8.56	8.74	1
6	Boche, Matt	UW River Falls	9.37	9.55	1
7	Aakre, Carter	UW River Falls	9.39	9.57	1
8	VanGundy, Alex	UW River Falls		10.24	2
9	Edmondson, Trace	Bethany Lutheran	11.08	10.77	2
10	Kienholz, Carter	Hamline	9.78	11.26	1
11	Aspenson, David	Viterbo	11.14	11.30	2

Men 4x200 Meter Relay

School	Seed	Finals	H#
1	Luther 'A'	1:34.22	1:33.17 1
	1) Deas, Brandon		
	2) Chisora, Tinashe		
	3) Gulley, Dillan		
	4) Kreidermacher, Matt		
2	Saint Marys 'A'		1:33.33 2
	1) Adamson, Oliver		
	2) Jackson, Garrett		
	3) Strupp, Coleton		
	4) Cooper, Dan		
3	Carleton 'A'	1:35.00	1:36.06 1
	1) Christoph, Oscar		
	2) Shanno, Hugh		

Carleton Meet of Hearts - 2/12/2022**Recreation Center****Results****....Men 4x200 Meter Relay**

3) Kennedy, Liam	4) Cline-Cole, Ethan			
4 Gustavus 'A'		1:38.00	1:38.13	1
1) Wiessenberger, Jack	2) Broad, Michael			
3) Serebour, Ababio	4) Flentje, Dominic			
5 Bethany Lutheran 'A'			1:40.03	2
1) Mufind, Broddy	2) Jack, Carter			
3) Reasor, Hunter	4) Wildauer, Nathan			
6 Crown 'A'		1:45.64	1:44.35	2
1) Pausch, Colten	2) Nigh, Chris			
3) Dill-Erickson, Ty	4) Swecker, Ryan			

Men 4x400 Meter Relay

School	Seed	Finals	H#
1 Macalester 'A'	3:33.00	3:29.82	1
1) Kinnucan, Ryan	2) Heitler, Arlo		
3) Wang, Jeff	4) Ali, Kalid		
2 UW River Falls 'A'	3:32.50	3:31.50	1
1) Boche, Matt	2) Lawrence, Jake		
3) Wachter, Dylan	4) Jensen, Trever		
3 Carleton 'A'	3:34.53	3:34.39	1
1) Kennedy, Liam	2) Perry, Ben		
3) Ash, Ethan	4) Christoph, Oscar		
4 Luther 'A'	3:38.04	3:37.21	1
1) Duffy, Leo	2) Swanstrom-Arnold, Sorley		
3) Atabaev, Firdavs	4) Ode, Will		
5 Luther 'B'	3:41.00	x3:39.58	2
1) Schwarz, Lane	2) Taylor, Ike		
3) Yual, Waleed	4) Prentice, Harrison		
6 Augsburg 'A'		3:40.68	2
1) Blake, Parker	2) Hussien, Sakariya		
3) Longs Jr., Sharrod	4) Landherr, Fritz		
7 Macalester 'B'	3:43.00	x3:42.42	2
1) Bosley, Mason	2) McNall, Spencer		
3) Witt, Lachlan	4) Appel, Aidan		
8 Gustavus 'A'	3:37.00	3:44.95	1
1) Wallin, Cade	2) Bashir, Yahya		
3) Michels, Corbin	4) Olfert, Nick		
9 UW River Falls 'B'	3:50.00	x3:47.61	2
1) McCullough, Kyle	2) Theis, Charlie		
3) Royal, Caleb	4) Alexander, Joel		
10 Luther 'C'	3:45.00	x3:49.48	2
1) Thompson, Carsten	2) Carey-Odden, Leif		
3) Shubatt, Eli	4) Anderson, Charlie		
11 Hamline 'A'	3:36.00	3:49.50	1
1) Artner, Connor	2) Gaye, Carlos		
3) Velishek, Christian	4) Ortiz, Raul		
12 UW River Falls 'C'	3:55.00	x3:58.20	2
1) Aakre, Carter	2) Anton, Caleb		
3) Pfeifer, Cory	4) VanGundy, Alex		

Carleton Meet of Hearts - 2/12/2022**Recreation Center****Results****Men High Jump**

Name	Year	School	Seed	Finals
1 Moore, Justin		Viterbo	2.03m	2.04m 6-08.25
	1.53 1.58 1.63 1.68 1.73 1.78 1.83 1.88 1.93 1.98 2.04			
	P P P P P P P P XXO O XO XXO			
2 Jenkins, Gregory		Viterbo	2.03m	1.98m 6-06.00
	1.53 1.58 1.63 1.68 1.73 1.78 1.83 1.88 1.93 1.98 2.04			
	P P P P P P P P O O O XXX			
3 Velishek, Christian		Hamline	1.85m	1.88m 6-02.00
	1.53 1.58 1.63 1.68 1.73 1.78 1.83 1.88 1.93			
	P P P P P O O XO XXX			
4 Braun, Michael		Hamline	1.88m	1.83m 6-00.00
	1.53 1.58 1.63 1.68 1.73 1.78 1.83 1.88			
	P P P P P O XO XXX			
5 Subramanian, Aravindh		Carleton	1.85m	1.78m 5-10.00
	1.53 1.58 1.63 1.68 1.73 1.78 1.83			
	P P P O XO O XXX			
6 Marken, Dominic		Viterbo	1.81m	1.73m 5-08.00
	1.53 1.58 1.63 1.68 1.73 1.78			
	P P P P O XXX			
7 Bilal, Jaden		Luther	1.81m	J1.73m 5-08.00
	1.53 1.58 1.63 1.68 1.73 1.78			
	P P XO O O XXX			
8 Weyiouanna, Esau		Bethany Lutheran	1.75m	1.68m 5-06.00
	1.53 1.58 1.63 1.68 1.73			
	P P O XXO XXX			
8 Sullivan, Logan		Gustavus	1.70m	1.68m 5-06.00
	1.53 1.58 1.63 1.68 1.73			
	P O O XXO XXX			
10 Owens, Jarvis		Bethany Lutheran	1.60m	1.58m 5-02.25
	1.53 1.58 1.63			
	O XO XXX			

Men Pole Vault

Name	Year	School	Seed	Finals
1 Schuster, Owen		Carleton	4.33m	4.42m 14-06.00
	3.37 3.52 3.67 3.82 3.97 4.12 4.27 4.42 4.57			
	P P P O O O O XO XXX			
1 Gatz, Aidan		Saint Marys	4.52m	4.42m 14-06.00
	3.37 3.52 3.67 3.82 3.97 4.12 4.27 4.42 4.57			
	P P P P P O O XO XXX			
3 Strupp, Coleton		Saint Marys	4.37m	4.27m 14-00.00
	3.37 3.52 3.67 3.82 3.97 4.12 4.27 4.42			
	P P P P O P XO XXX			
4 Alexander, Joel		UW River Falls	4.00m	3.97m 13-00.25
	3.37 3.52 3.67 3.82 3.97 4.12			
	P P P O O XXX			
5 Lawrence, Jake		UW River Falls	3.81m	3.82m 12-06.25
	3.37 3.52 3.67 3.82 3.97			
	P P XO XO XXX			
6 Walker, Erik		Gustavus	3.67m	3.67m 12-00.50
	3.37 3.52 3.67 3.82			
	O O O XXX			

Carleton Meet of Hearts - 2/12/2022

Recreation Center

Results

....Men Pole Vault

7	Rogers, Ryan	Luther	3.65m	J3.67m	12-00.50
	3.37 3.52 3.67 3.82				
	XO O O XXX				
8	Stack, Matthew	Saint Marys		J3.67m	12-00.50
	3.37 3.52 3.67 3.82 3.97				
	P P XO P XXX				
9	Adams, Tim	Carleton	3.36m	3.52m	11-06.50
	3.37 3.52 3.67				
	XO O XXX				
10	Mikla, Aiden	Gustavus	3.58m	J3.52m	11-06.50
	3.37 3.52 3.67				
	XO XO XXX				
11	Aspenson, David	Viterbo	2.52m	3.37m	11-00.75
	3.37 3.52				
	O XXX				
--	Schmidt, Joe	Gustavus	2.92m	NH	
	3.37				
	XXX				
--	Lueck, Brooks	UW River Falls	2.87m	NH	
	3.37				
	XXX				
--	Lynch, Josh	Hamline	4.45m	NH	
	3.37 3.52 3.67 3.82 3.97 4.12 4.27				
	P P P P P P XXX				
--	Marzinske, Logan	Gustavus	3.22m	NH	
	3.37				
	XXX				

Men Long Jump

Name	Year	School	Seed	Finals	H#
1 Moore, Justin		Viterbo	7.23m	7.17m	23-06.25 2
	FOUL FOUL 7.17m 6.76m 6.79m	PASS			
2 Velishek, Christian		Hamline		6.55m	21-06.00 1
	5.94m 6.50m 6.19m 6.05m 5.85m 6.55m				
3 Theis, Charlie		UW River Falls	6.38m	6.34m	20-09.75 2
	6.18m 6.34m 6.27m 6.02m FOUL 6.28m				
4 Arimi, Johanan		Macalester	6.25m	6.25m	20-06.25 2
	5.77m 5.97m 6.20m 6.05m 6.23m 6.25m				
5 VanGundy, Alex		UW River Falls	6.26m	6.17m	20-03.00 2
	6.09m FOUL 6.17m 6.08m 5.83m 5.92m				
6 Withers, Jaxon		Luther	5.62m	5.96m	19-06.75 2
	5.79m FOUL 5.71m 5.96m 5.89m FOUL				
7 Lefort, Tancrede		Luther	5.79m	5.88m	19-03.50 2
	FOUL FOUL 5.88m 5.28m 5.87m PASS				
8 Bundy, Sam		Luther	5.42m	5.77m	18-11.25 1
	5.47m 5.60m 5.49m 5.77m FOUL FOUL				
9 Weyiouanna, Esau		Bethany Lutheran	4.83m	5.59m	18-04.25 1
	5.59m FOUL 5.39m				
10 Cooper, Dan		Saint Marys	6.21m	5.55m	18-02.50 2
	FOUL 5.48m 5.55m				
11 Marken, Dominic		Viterbo	5.83m	5.53m	18-01.75 2
	FOUL 5.40m 5.53m				

Carleton Meet of Hearts - 2/12/2022**Recreation Center****Results****...Men Long Jump**

12	Johnson, Brady	Saint Marys	5.51m	5.47m	17-11.50	2
	FOUL 5.36m 5.47m					
13	Barber, Mikey	Luther	5.59m	5.39m	17-08.25	2
	5.24m 5.23m 5.39m					
14	Cisewski, Antonio	Saint Marys	6.10m	5.37m	17-07.50	2
	FOUL FOUL 5.37m					
15	Boche, Matt	UW River Falls	5.62m	5.35m	17-06.75	2
	FOUL 5.09m 5.35m					
16	Aakre, Carter	UW River Falls	5.56m	5.33m	17-06.00	2
	5.33m 5.16m 5.25m					
17	Wallin, Cade	Gustavus	5.81m	5.30m	17-04.75	2
	5.16m 5.00m 5.30m					
18	Powell, Nathaniel	Viterbo	5.23m	5.15m	16-10.75	1
	FOUL 5.15m 5.02m					
19	Osterlund, Jeremiah	Crown	5.26m	5.06m	16-07.25	1
	5.06m FOUL 5.00m					
20	Nunez, Michael	Luther	5.43m	4.97m	16-03.75	1
	FOUL FOUL 4.97m					
21	Reasor, Hunter	Bethany Lutheran	5.08m	4.91m	16-01.50	1
	4.91m 4.66m 4.32m					
--	Emdin, Fredrick	Augsburg		FOUL		1
	FOUL FOUL FOUL					
--	Veimau, Justin	Macalester	5.80m	FOUL		2
	FOUL FOUL FOUL					

Men Triple Jump

Name	Year	School	Seed	Finals
1 Marzinske, Jake		Bethany Lutheran	14.18m	14.14m 46-04.75
				14.07m 13.71m 13.93m 12.43m 14.14m 14.02m
2 Jenkins, Gregory		Viterbo	13.63m	13.90m 45-07.25
				13.14m FOUL 13.77m FOUL 13.90m 13.49m
3 Theis, Charlie		UW River Falls	13.10m	13.34m 43-09.25
				12.54m 12.47m 12.84m 12.86m 13.34m 13.25m
4 Braun, Michael		Hamline	13.22m	13.02m 42-08.75
				12.96m FOUL FOUL 13.02m FOUL FOUL
5 Arimi, Johanan		Macalester	13.00m	12.97m 42-06.75
				FOUL 12.11m 12.54m FOUL FOUL 12.97m
6 Hodin, Riley		Macalester		12.89m 42-03.50
				FOUL 12.41m 12.40m 12.65m 12.60m 12.89m
7 Alexander, Joel		UW River Falls	12.57m	12.82m 42-00.75
				12.22m 12.53m 12.65m 12.43m 12.82m 12.70m
8 Amberg, Thomas		Hamline	12.51m	12.63m 41-05.25
				12.26m 12.28m 12.63m FOUL 12.32m 12.58m
9 Wallin, Cade		Gustavus	12.51m	11.73m 38-06.00
				11.69m 11.73m 11.58m
10 Cline-Cole, Ethan		Carleton	12.00m	11.39m 37-04.50
				11.28m 11.39m 11.31m
11 Weyiouanna, Esau		Bethany Lutheran		10.80m 35-05.25
				10.70m 10.80m FOUL
12 Powell, Nathaniel		Viterbo		10.38m 34-00.75
				10.26m FOUL 10.38m

Carleton Meet of Hearts - 2/12/2022**Recreation Center****Results****Men Shot Put**

Name	Year	School	Seed	Finals
1 Bradley, Andrew		Gustavus	13.00m	14.16m 46-05.50
	12.92m	13.44m	13.26m	14.16m 13.67m 13.05m
2 Curran, Sean		Saint Marys		13.24m 43-05.25
	12.05m	12.46m	12.38m	12.61m 12.91m 13.24m
3 Canada, Matt		Luther	12.99m	13.03m 42-09.00
	12.67m	13.03m	12.87m	11.60m 12.34m FOUL
4 Kaeppe, Trajan		Gustavus	13.06m	12.76m 41-10.50
	12.39m	12.15m	12.76m	12.48m 11.99m 12.69m
5 Fischer, Jackson		Gustavus	13.13m	12.55m 41-02.25
	11.68m	12.04m	12.18m	12.38m 12.52m 12.55m
6 Stordahl, Zach		Gustavus	13.53m	12.39m 40-07.75
	12.39m	12.35m	FOUL	11.27m 12.19m 12.33m
7 Menache, Max		Macalester	12.23m	11.38m 37-04.00
	FOUL	10.94m	10.57m	11.38m FOUL 11.29m
8 Tii, Dominic		Crown	10.74m	10.72m 35-02.00
	10.68m	FOUL	10.72m	10.67m 10.49m FOUL
9 Grell, Stone		Luther	10.40m	9.48m 31-01.25
	8.99m	9.48m	8.98m	
10 Bergstrom-Luoma, Rob		UW River Falls		9.29m 30-05.75
	FOUL	9.29m	7.81m	
11 Ward, Jacob		UW River Falls	9.52m	9.22m 30-03.00
	9.22m	FOUL	FOUL	
12 Latu, Mafi		Luther		9.19m 30-02.00
	9.19m	8.49m	9.12m	
13 Kabengele, Aaron		Bethany Lutheran	8.31m	7.71m 25-03.50
	FOUL	7.71m	FOUL	

Men Weight Throw

Name	Year	School	Seed	Finals
1 Beiswanger, Joshua		Gustavus	15.85m	16.30m 53-05.75
	15.72m	16.30m	15.86m	15.77m 16.03m 15.38m
2 Curran, Sean		Saint Marys	16.20m	16.02m 52-06.75
	15.79m	16.02m	FOUL	FOUL FOUL 15.74m
3 Boberg, Damian		Viterbo	15.00m	15.27m 50-01.25
	14.37m	14.50m	FOUL	15.27m 14.02m 14.41m
4 Bakalars, Frankie		Saint Marys	15.92m	15.10m 49-06.50
	FOUL	13.98m	15.05m	FOUL FOUL 15.10m
5 Doyle, Lucas		Hamline	15.35m	14.87m 48-09.50
	14.24m	FOUL	14.65m	14.58m 14.87m 14.08m
6 Place, Peter		UW River Falls	14.92m	14.80m 48-06.75
	14.07m	13.57m	14.23m	14.80m 14.35m 14.21m
7 Menache, Max		Macalester	13.25m	13.24m 43-05.25
	12.83m	FOUL	13.24m	12.66m FOUL FOUL
8 Stordahl, Zach		Gustavus	12.88m	12.34m 40-06.00
	12.01m	11.35m	12.34m	11.53m FOUL FOUL
9 Fritz, Casen		Saint Marys	11.71m	12.11m 39-08.75
	11.47m	FOUL	12.11m	
10 Grell, Stone		Luther	11.17m	11.59m 38-00.25
	11.59m	FOUL	11.06m	
11 Lee, Elliot		Hamline	11.17m	10.26m 33-08.00
	FOUL	10.26m	FOUL	

Carleton Meet of Hearts - 2/12/2022**Recreation Center****Results****...Men Weight Throw**

12 Canada, Matt	Luther	10.77m	10.24m	33-07.25
FOUL 10.24m FOUL				
13 Kabengele, Aaron	Bethany Lutheran	8.07m	9.91m	32-06.25
9.74m 9.91m 9.60m				
14 Arity, Cahil	Viterbo	12.53m	9.79m	32-01.50
9.79m FOUL FOUL				
15 Bergstrom-Luoma, Rob	UW River Falls		9.37m	30-09.00
FOUL 8.96m 9.37m				
16 Latu, Mafi	Luther		8.09m	26-06.50
FOUL 8.09m FOUL				
-- Ward, Jacob	UW River Falls	10.56m	FOUL	
FOUL FOUL FOUL				

Men's Track ▾



MTRACK
02.12 FINAL

- < Saint Mary's
- Meet of the Hearts

+ MTRACK
02.18 FINAL


- Saint Mary's
- Maverick Invitational

+ MTRACK
02.24.22

- Saint >
- MIAC

MEN'S TRACK & FIELD

[Questionnaire](#) [Roster](#) [More +](#)



Curran, Gearin lead way for Cardinals

2/18/2022 10:10:00 PM



By: **DONNY NADEAU**, Saint Mary's Sports Information Director | dnadeau@smumn.edu

MANKATO, Minn. — The Saint Mary's University track and field teams had one final tune-up before the upcoming Minnesota Intercollegiate Athletic Conference Indoor Championships, taking part in the Minnesota State-Mankato Maverick Invitational Friday evening.

[GAMEDAY PREVIEW](#)

[MEET RESULTS \(PDF\)](#)

And against arguably the toughest field they have seen this indoor season, the Cardinals competed as a well-oiled machine.

The Cardinals' 4x400 men's relay team collected a third-place finish with a time of 3:39, with the women's 4x400 relay delivering a fourth with a time of 4:15.66, and, individually, [Sean Curran](#) (Appleton, Wis.) and Carolyn Gearin (Osceola, Wis.) led the way for the Cardinals, as Curran placed fourth in the weight throw, while Gearin was fifth in the 400.

Along with Curran's fourth-place toss of 16.91 meters, the SMU men also got Top 10 performances from [Aidan Gatz](#) (Elburn, Ill.), [Garrett Jackson](#) (West Linn, Ore.) and [Frankie Bakalars](#) (La Crosse, Wis.). Gatz finished seventh in the pole vault (4.38m), Jackson placed eighth in 400 (51.64), [Frankie Bakalars](#) (La Crosse, Wis.) chipped in a ninth in the weight throw (15.85m), and [Coleton Strupp](#) (Holmen, Wis.) posted a 10th in the pole vault (4.38m).

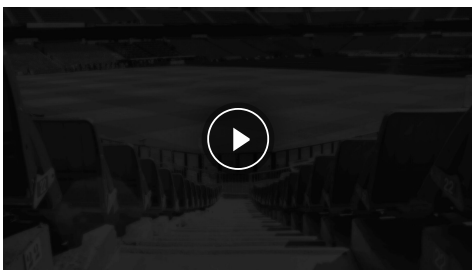
Other top performances for the Cardinal men included: Curran (14th in shot put, 12.49m), [Oliver Adamson](#) (Rochester, Minn. / 14th in 200, 23.58), Antonio (Cisewski (Amherst, Wis. / 14th in long jump, 6.22m; and 18th in 200, 24.31), [Isaiah Brindamour](#) (Hinckley, Minn. / 16th in the 800, 2:05.00), Andrew Martin (17th in long jump, 6.14m), [Quinn Steinbrecher](#) (Holmen, Wis. / 19th in the mile, 4:43.01), and [Chris Bulwa](#) (Glenview, Ill. / 20th in long jump, 6.08m).

On the women's side, Gearin broke the tape in 1:01.40 to place fifth in the 400, and added an 11th-place effort in the pole vault, clearing 3.20 meters.

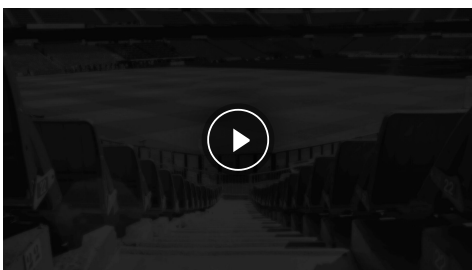
Other top performers for the Cardinal women included: Sydney Klausler (Lakeville, Minn.), 1-th in the 60, 8.23 and 11th in the long jump, 5.17m and 16th in 200, 27.29), Nathalie Frerie (Bloomington, Minn. / 13th in pole vault, 3.05m), Samantha Kubes (New Prague, Minn. / 11th in shot put, 11.48m and 13th in the weight throw, 13.63m), and Amanda Tuvey (West St. Paul, Minn. / 14th in the 3000, 11:35.50).

Saint Mary's will return to Northfield, Minn., for a third time this season next weekend, taking part in the conference indoor championships, hosted by Carleton College.

Related Videos



03.06.21
Cardinal T&F Triangular



02.26.21
Cardinal T&F Quaranteam: The Sequel

Mark Miller Invite - 2/18/2022
Hosted by Minnesota State
Myers Fieldhouse, Mankato, MN
Results - Schedule of Events

Women 60 Meter Dash

Name	Year	School	Prelims	H#
Preliminaries				
1 Ja'Cey Simmons	SO	Minnesota State	7.72Q	1
2 Haley Durst	SO	Wis.-La Crosse	7.87Q	2
3 Jessica Stelzner	JR	Wis.-La Crosse	7.95Q	4
4 Jailyln Robinson	SO	Hamline	7.99Q	3
5 Emma Hodapp	FR	Minnesota State	7.98q	4
6 Bella Seitz	FR	Wis.-La Crosse	8.06q	2
7 Nicole Lord	JR	Wis.-La Crosse	8.08q	1
8 Kate Carlson	FR	Gustavus Adolphus	8.13q	4
9 Jaidyn Brower	FR	Winona State	8.22	1
10 Sydney Klausler	SR	Saint Mary's	8.23	3
11 Carley Elmhorst	JR	Wis.-La Crosse	8.26	3
12 Karla Reyes	FR	Minnesota State	8.29	2
13 Essence Boe	SO	Hamline	8.30	2
14 Daya Davidson	JR	St. Scholastica	8.31	4
15 Mercy Zelee	FR	Minnesota State	8.34	2
16 Taylor Zittel	FR	Wis.-La Crosse	8.39	1
17 Danielle Miller	FR	Gustavus Adolphus	8.40	1
18 Ellie Logelin	FR	Hamline	8.48	1
19 Olivia Thomley	SO	Gustavus Adolphus	8.51	3
20 Ally Rakow	FR	Gustavus Adolphus	8.54	4
21 Abrianna Utgaard	JR	Saint Mary's	8.71	4
22 Liliana Olson	SO	Hamline	8.74	3 8.731
23 Katie Petersen	FR	Gustavus Adolphus	8.74	2 8.740
24 Cecelia Miller	SR	Hamline	8.84	2
25 Julianna Boyum	FR	Hamline	8.95	3
26 Alicia Perez	FR	Hamline	9.25	1

Women 60 Meter Dash

Name	Year	School	Finals	Points
Finals				
1 Ja'Cey Simmons	SO	Minnesota State	7.59	10
2 Jessica Stelzner	JR	Wis.-La Crosse	7.88	8
3 Haley Durst	SO	Wis.-La Crosse	7.92	6
4 Emma Hodapp	FR	Minnesota State	7.93	5 7.921
5 Jailyln Robinson	SO	Hamline	7.93	4 7.924
6 Bella Seitz	FR	Wis.-La Crosse	8.05	3
7 Nicole Lord	JR	Wis.-La Crosse	8.06	2
8 Kate Carlson	FR	Gustavus Adolphus	8.15	1

Women 200 Meter Dash

Name	Year	School	Finals	H#	Points
1 Rose Cramer	SO	Minnesota State	24.67	1	10
2 Sherona Stewart	SR	Minnesota State	24.96	1	8
3 Michaela Pryor	JR	Winona State	25.50	1	6
4 Emma Lawrence	JR	Wis.-La Crosse	25.69	2	5
5 Akela White	FR	Minnesota State	26.05	1	4
6 Carley Elmhorst	JR	Wis.-La Crosse	26.38	3	3

Mark Miller Invite - 2/18/2022
Hosted by Minnesota State
Myers Fieldhouse, Mankato, MN
Results - Schedule of Events

....Women 200 Meter Dash

7	Emma Borowicz	FR Minnesota State	26.42	2	2	
8	Cassidy Lackovic	JR St. Cloud State	26.50	2	1	
9	Mara Schroeder	JR Wis.-La Crosse	26.59	3		
10	Izi Knoernschild	SO Wis.-La Crosse	26.76	3		
11	Bella Seitz	FR Wis.-La Crosse	26.78	4		
12	Nicole Lord	JR Wis.-La Crosse	26.83	3		
13	Mackenzie Keune	SR Minnesota State	26.92	2		
14	Mercy Zelee	FR Minnesota State	27.05	4		
15	Jaidyn Brower	FR Winona State	27.23	5		
16	Sydney Klausler	SR Saint Mary's	27.29	5		
17	Jadyn Bennett	FR Winona State	27.32	4		
18	Rachel Jaworski	FR Minnesota State	27.84	4		27.832
19	Karla Reyes	FR Minnesota State	27.84	5		27.837
20	McKenzie Williams	FR St. Scholastica	27.96	5		
21	Ellie Logelin	FR Hamline	28.06	5		
22	Taylor Zittel	FR Wis.-La Crosse	28.55	6		
23	Andreiana Aurelius	FR Hamline	28.72	6		
24	Aoife Zamacona	SR Hamline	29.22	6		
25	Lillian Selberg	FR Gustavus Adolphus	29.32	6		
26	Trinity Roberts	FR Wis.-La Crosse	29.50	7		
27	Lillian Maul	SO Saint Mary's	29.55	7		
28	Madison Weis	JR Saint Mary's	29.85	6		
29	Anna Becker	FR Saint Mary's	31.07	7		
30	Gabriele Hannah	FR Hamline	31.09	7		
31	Alicia Perez	FR Hamline	32.00	7		

Women 400 Meter Dash

=====						
Name	Year	School	Finals	H#	Points	
=====						
1	Alexandra Maddux	JR Hamline	1:00.09	1	10	
2	Rachel Jaworski	FR Minnesota State	1:01.04	2	8	
3	Lainey Lipschultz	FR Winona State	1:01.10	2	6	
4	Kaydee Johnson	FR Wis.-La Crosse	1:01.38	3	5	
5	Caroline Gearin	SO Saint Mary's	1:01.40	3	4	
6	Ellie Sholing	SO St. Scholastica	1:01.48	3	3	
7	Ellie Jillson	FR Wis.-La Crosse	1:01.49	2	2	
8	Lucy Hoelscher	SO Hamline	1:01.62	1	1	
9	Kylee Becker	FR Winona State	1:02.09	2		
10	Jadyn Bennett	FR Winona State	1:02.36	2		
11	Makenna Bares	FR Minnesota State	1:03.68	3		
12	Anna Swanson	JR Saint Mary's	1:04.19	4		
13	Anna Kiminiski	FR St. Scholastica	1:04.44	4		
14	Annika Voss	JR St. Scholastica	1:04.55	3		
15	Andreiana Aurelius	FR Hamline	1:07.83	4		
16	Mercedes Hamilton	FR Hamline	1:09.81	4		
17	Chloe Kuhlman	SO Bethany Lutheran	1:11.84	4		

Women 600 Meter Run

=====				
Name	Year	School	Finals	Points
=====				
1	Rylee Nelson	FR Minnesota State	1:43.77	10
2	Madelyn Skjeveland	FR Minnesota State	1:44.85	8

Mark Miller Invite - 2/18/2022
Hosted by Minnesota State
Myers Fieldhouse, Mankato, MN
Results - Schedule of Events

....Women 600 Meter Run

3	Regan Feit	FR Winona State	1:45.25	6
4	Sumayah Sayers	FR Minnesota State	1:52.20	5

Women 800 Meter Run

Name	Year	School	Finals	H#	Points
1	Elizabeth Donnelly	JR Gustavus Adolphus	2:11.97	1	10
2	Marissa Ellenbecker	FR Minnesota State	2:19.72	1	8
3	Makayla Bishop	FR Minnesota State	2:19.99	1	6
4	Allie Butte	FR St. Cloud State	2:28.71	1	5
5	Marianna Guerra-Reese	FR St. Cloud State	2:30.70	1	4
6	Jamie Huber	SO Wis.-La Crosse	2:33.81	1	3
7	Kailyn Walukas	FR Gustavus Adolphus	2:36.73	2	2
8	Avery Beyer	JR Gustavus Adolphus	2:38.64	2	1
9	Caitlyn Storley	SO Gustavus Adolphus	2:39.29	2	
10	Anna Omdal	FR Gustavus Adolphus	2:40.38	2	
11	Andrea Butz	FR Wis.-La Crosse	2:41.82	2	
12	Jordan Merwin	FR Bethany Lutheran	2:42.71	2	
13	Jalisa Mathews	SO Hamline	2:43.16	2	
14	Rachel Sovacool	FR Bethany Lutheran	2:45.28	2	
15	Lauren Tillman	FR Gustavus Adolphus	3:08.78	1	

Women 1000 Meter Run

Name	Year	School	Finals	Points
1	Kaylee Beyer	SO Winona State	2:54.73	10
2	Maddie Hannan	SO Wis.-La Crosse	2:56.64	8
3	Emma Malooly	SR Wis.-La Crosse	2:59.96	6
4	MaKenna Thurston	SO Minnesota State	3:00.39	5
5	Clara Welhouse	JR St. Cloud State	3:04.24	4
6	Skylar Bragg	SO Minnesota State	3:10.20	3
7	Mackinzee Miest	JR Gustavus Adolphus	3:14.66	2
8	Lilianne Tapper	JR St. Scholastica	3:18.02	1
9	Lauren Sertich	FR St. Cloud State	3:23.16	
10	Sam Kaye	JR Winona State	3:25.26	
11	Julia Severson	JR Gustavus Adolphus	3:26.93	

Women 1 Mile Run

Name	Year	School	Finals	H#	Points
1	Katelyn Chadwick	FR Wis.-La Crosse	5:12.50	1	10
2	Julia Anderson	FR Wis.-La Crosse	5:18.98	1	8
3	Mackenzie Gaherty	JR Minnesota State	5:19.19	1	6
4	Iliana Ramon	JR Gustavus Adolphus	5:20.28	1	5
5	Rachel Hoffman	SO Winona State	5:24.59	1	4
6	Ashlin Young	FR Minnesota State	5:29.18	1	3
7	Sophia Taarud	FR Winona State	5:30.11	1	2
8	Hannah Bero	FR Wis.-La Crosse	5:37.49	1	1
9	Alyssa Rauk	SO Minnesota State	5:39.54	1	
10	Erica Conrad	FR St. Cloud State	5:40.52	2	
11	Jenna Terrio	FR St. Scholastica	5:45.03	2	

Mark Miller Invite - 2/18/2022
Hosted by Minnesota State
Myers Fieldhouse, Mankato, MN
Results - Schedule of Events

....Women 1 Mile Run

12	Carly Vandenhouten	JR Winona State	5:46.86	1
13	Sydney Hagen	FR Gustavus Adolphus	5:47.97	2
14	Jessica Immer	FR Wis.-La Crosse	5:48.73	1
15	Taina Koivisto	SO Gustavus Adolphus	5:51.19	2
16	Katie Miller	JR Winona State	5:52.83	2
17	Simi Kaur	FR Gustavus Adolphus	5:54.24	2
18	Madeline Bruessel	FR Minnesota State	5:55.49	2
19	Ashley Muenzenberger	FR Winona State	5:58.35	2
20	Lindsey Paulson	JR Gustavus Adolphus	6:01.14	2
21	Elizabeth Berndt	FR St. Scholastica	6:04.96	2
22	Emma Ward	FR Minnesota State	6:06.43	2
23	Nadia English	SO Gustavus Adolphus	6:38.30	2
24	Lauren Tillman	FR Gustavus Adolphus	6:45.98	2

Women 3000 Meter Run

=====				
Name	Year	School	Finals	Points
=====				
1	Rachel Jeffers	SR Wis.-La Crosse	10:34.45	10
2	Maddy Vantassel	SO Wis.-La Crosse	10:38.14	8
3	Madelynn McIntyre	FR Wis.-La Crosse	10:48.25	6
4	Emma Mader	SR Hamline	10:52.96	5
5	Charlotte Mueller	FR Wis.-La Crosse	10:59.73	4
6	Karlie Meyer	FR Wis.-La Crosse	11:13.50	3
7	Bethany Miller	FR Wis.-La Crosse	11:22.98	2
8	Nicole Kelley	SO Winona State	11:24.82	1
9	Cambrie Kowal	FR St. Cloud State	11:26.08	
10	Libby Roberdeau	FR Hamline	11:26.38	
11	Charlotte Adams	SO Hamline	11:34.69	
12	Miranda Ekleberry	SO Hamline	11:34.90	
13	Andrea Fromelt	JR Winona State	11:35.26	
14	Amanda Tuvey	SO Saint Mary's	11:35.50	
15	Maggie Anderson	FR Minnesota State	11:41.04	
16	Lauren Beauchaine	SO Wis.-La Crosse	11:53.17	

Women 60 Meter Hurdles

=====				
Name	Year	School	Prelims	H#
=====				
Preliminaries				
1	Emma Lawrence	JR Wis.-La Crosse	8.80Q	1
2	Mackenzie Keune	SR Minnesota State	8.99Q	2
3	Lexi Litchy	FR Wis.-La Crosse	9.41Q	3
4	Lyric Brennen	FR Minnesota State	9.11q	2
5	Shelby Romig	FR St. Cloud State	9.20q	1
6	Danielle Miller	FR Gustavus Adolphus	9.38q	1
7	Kylee Becker	FR Winona State	9.43q	2
8	McKenzie Williams	FR St. Scholastica	9.52q	3
9	Paige Bauer	FR Minnesota State	9.74	3
10	Alexys Scheurell	FR Wis.-La Crosse	9.75	3
11	Zoe Stone	JR Minnesota State	9.88	2
12	Samantha Sunnarborg	SO Minnesota State	9.99	1
13	Allison Anderson	FR Wis.-La Crosse	10.01	1
14	Makenna Huetten	FR Gustavus Adolphus	10.14	3

Mark Miller Invite - 2/18/2022
Hosted by Minnesota State
Myers Fieldhouse, Mankato, MN
Results - Schedule of Events

....Women 60 Meter Hurdles

15 Jasmine Mlejnek	SO Minnesota State	10.15	1
16 Trinity Roberts	FR Wis.-La Crosse	10.26	3
17 Julianna Boyum	FR Hamline	10.27	1
18 Cecelia Miller	SR Hamline	10.29	2
19 Aoife Zamacona	SR Hamline	10.32	2
20 Emmarie Byom	FR Saint Mary's	10.64	3
21 Gabriele Hannah	FR Hamline	10.81	3
22 Alli Joerger	FR Gustavus Adolphus	11.14	2

Women 60 Meter Hurdles

=====			
Name	Year School	Finals	Points
=====			

Finals

1 Emma Lawrence	JR Wis.-La Crosse	8.74	10
2 Shelby Romig	FR St. Cloud State	9.02	8
3 Mackenzie Keune	SR Minnesota State	9.03	6
4 Lyric Brennen	FR Minnesota State	9.22	5
5 Lexi Litchy	FR Wis.-La Crosse	9.23	4
6 Kylee Becker	FR Winona State	9.41	3
7 McKenzie Williams	FR St. Scholastica	9.42	2
8 Danielle Miller	FR Gustavus Adolphus	9.59	1

Women 4x400 Meter Relay

=====			
School		Finals	Points
=====			

1 St. Cloud State 'A'		4:04.27	10
1) Cassidy Lackovic JR	2) Brooklyn Brouse FR		
3) Makaylin Christenson FR	4) Marianna Guerra-Reese FR		
2 Wis.-La Crosse 'A'		4:14.77	8
1) Mara Schroeder JR	2) Kaydee Johnson FR		
3) Ellie Jillson FR	4) Jamie Huber SO		
3 St. Scholastica 'A'		4:15.34	6
1) Anna Kiminiski FR	2) Annika Voss JR		
3) Katelyn Chromy SO	4) Ellie Sholing SO		
4 Saint Mary's (Minn.) 'A'		4:15.66	5
1) Caroline Gearin SO	2) Anna Swanson JR		
3) Nathalie Freire SR	4) Emily Kern JR		
5 Hamline 'A'		4:17.80	4
1) Ellie Logelin FR	2) Lucy Hoelscher SO		
3) Alexandra Maddux JR	4) Mercedes Hamilton FR		

Women High Jump

=====					
Name	Year School	Finals	Points		
=====					

1 Taylor Elliott	SR Minnesota State	1.72m	5-07.75	10
1.37 1.42 1.47 1.52 1.57 1.62 1.67 1.72 1.74				
--- --- --- --- 0 0 XO XXO XXX				
2 Zoe Stone	JR Minnesota State	1.67m	5-05.75	8
1.37 1.42 1.47 1.52 1.57 1.62 1.67 1.72				
--- --- --- --- 0 0 0 XXX				

Mark Miller Invite - 2/18/2022
Hosted by Minnesota State
Myers Fieldhouse, Mankato, MN
Results - Schedule of Events

....Women High Jump

3	Olivia Owens	FR Wis.-La Crosse	1.67m	5-05.75	6
	1.37 1.42 1.47 1.52 1.57 1.62 1.67 1.72				
	--- --- --- --- 0 0 XO XXX				
4	Macie Todd	FR Wis.-La Crosse	1.62m	5-03.75	5
	1.37 1.42 1.47 1.52 1.57 1.62 1.67				
	--- --- 0 XO 0 XO XXX				
5	Julia Rowles	SO St. Cloud State	1.57m	5-01.75	3
	1.37 1.42 1.47 1.52 1.57 1.62				
	--- --- 0 0 0 XXX				
5	Alia Vanderhoef	FR Wis.-La Crosse	1.57m	5-01.75	3
	1.37 1.42 1.47 1.52 1.57 1.62				
	--- --- 0 0 0 XXX				
5	Teya Langston	SR Minnesota State	1.57m	5-01.75	3
	1.37 1.42 1.47 1.52 1.57 1.62				
	--- --- --- --- 0 XXX				
8	Toryn Richards	FR Minnesota State	1.57m	5-01.75	1
	1.37 1.42 1.47 1.52 1.57 1.62				
	--- --- 0 XXO XXO XXX				
9	Olivia Gartner	FR Wis.-La Crosse	1.52m	4-11.75	
	1.37 1.42 1.47 1.52 1.57				
	--- --- 0 0 XXX				
10	Ashley Cridlebaugh	FR Minnesota State	1.52m	4-11.75	
	1.37 1.42 1.47 1.52 1.57				
	--- --- XO 0 XXX				
11	Lauren Preiner	FR Minnesota State	1.52m	4-11.75	
	1.37 1.42 1.47 1.52 1.57				
	--- 0 0 XO XXX				
12	Rachel Amoth	FR Wis.-La Crosse	1.52m	4-11.75	
	1.37 1.42 1.47 1.52 1.57				
	--- --- 0 XXO XXX				
13	Olivia Solis	FR Minnesota State	1.47m	4-09.75	
	1.37 1.42 1.47 1.52				
	--- --- 0 XXX				
13	Annie Mitchell	FR Wis.-La Crosse	1.47m	4-09.75	
	1.37 1.42 1.47 1.52				
	--- 0 0 XXX				
13	Jasmine Mlejnek	SO Minnesota State	1.47m	4-09.75	
	1.37 1.42 1.47 1.52				
	--- 0 0 XXX				
13	Brooklyn Brouse	FR St. Cloud State	1.47m	4-09.75	
	1.37 1.42 1.47 1.52				
	0 0 0 XXX				
13	Samantha Sunnarborg	SO Minnesota State	1.47m	4-09.75	
	1.37 1.42 1.47 1.52				
	--- 0 0 XXX				
18	Olivia Motley	SO Gustavus Adolphus	1.47m	4-09.75	
	1.37 1.42 1.47 1.52				
	XO 0 XXO XXX				
19	Aoife Zamacona	SR Hamline	1.42m	4-07.75	
	1.37 1.42 1.47				
	XO 0 XXX				
20	Ally Rakow	FR Gustavus Adolphus	1.42m	4-07.75	
	1.37 1.42 1.47				
	0 XO XXX				

Mark Miller Invite - 2/18/2022
Hosted by Minnesota State
Myers Fieldhouse, Mankato, MN
Results - Schedule of Events

....Women High Jump

21	Alli Joerger	FR Gustavus Adolphus	1.42m	4-07.75
	1.37 1.42 1.47			
	XO XO XXX			
22	Jensen Luehrs	FR Gustavus Adolphus	1.42m	4-07.75
	1.37 1.42 1.47			
	O XXO XXX			
23	Erin Beer	SO Gustavus Adolphus	1.37m	4-06.00
	1.37 1.42			
	O XXX			

Women Pole Vault

Name	Year	School	Finals	Points
1 Paige Hickson	FR	Minnesota State	3.65m 11-11.75	9
	2.45 2.60 2.75 2.90 3.05 3.20 3.35 3.50 3.65 3.75			
	--- --- --- --- --- --- --- O O XXX			
1 Christine Dennison	JR	Minnesota State	3.65m 11-11.75	9
	2.45 2.60 2.75 2.90 3.05 3.20 3.35 3.50 3.65 3.75			
	--- --- --- --- --- --- --- O O XXX			
3 Abby Meidl	SO	Wis.-La Crosse	3.50m 11-05.75	6
	2.45 2.60 2.75 2.90 3.05 3.20 3.35 3.50 3.65			
	--- --- --- --- --- --- --- O O XXX			
4 Addie Schipper	JR	Minnesota State	3.50m 11-05.75	5
	2.45 2.60 2.75 2.90 3.05 3.20 3.35 3.50 3.65			
	--- --- --- --- O XO O O XXX			
5 Paige Bauer	FR	Minnesota State	3.50m 11-05.75	4
	2.45 2.60 2.75 2.90 3.05 3.20 3.35 3.50 3.65			
	--- --- --- --- --- --- --- O XXO XXX			
6 Lindsay Ruf	JR	Wis.-La Crosse	3.35m 10-11.75	3
	2.45 2.60 2.75 2.90 3.05 3.20 3.35 3.50			
	--- --- --- --- --- --- --- O O XXX			
7 Liz Missiaen	FR	Wis.-La Crosse	3.35m 10-11.75	2
	2.45 2.60 2.75 2.90 3.05 3.20 3.35 3.50			
	--- --- --- --- --- --- --- O XXO XXX			
8 Kendra Hewitt	FR	Wis.-La Crosse	3.20m 10-06.00	0.50
	2.45 2.60 2.75 2.90 3.05 3.20 3.35			
	--- --- --- --- XO O XXX			
8 Toryn Richards	FR	Minnesota State	3.20m 10-06.00	0.50
	2.45 2.60 2.75 2.90 3.05 3.20 3.35			
	--- --- --- --- XO O XXX			
10 Micah Zaemisch	FR	Minnesota State	3.20m 10-06.00	
	2.45 2.60 2.75 2.90 3.05 3.20 3.35			
	--- --- --- --- XXO XO XXX			
11 Caroline Gearin	SO	Saint Mary's	3.20m 10-06.00	
	2.45 2.60 2.75 2.90 3.05 3.20 3.35			
	--- --- --- XO O XXO XXX			
12 Logan Kuskie	FR	Minnesota State	3.05m 10-00.00	
	2.45 2.60 2.75 2.90 3.05 3.20			
	--- --- --- O O XXX			
13 Nathalie Freire	SR	Saint Mary's	3.05m 10-00.00	
	2.45 2.60 2.75 2.90 3.05 3.20			
	--- --- --- XXO O XXX			

Mark Miller Invite - 2/18/2022
Hosted by Minnesota State
Myers Fieldhouse, Mankato, MN
Results - Schedule of Events

....Women Pole Vault

14	Nina Morrison	FR Wis.-La Crosse	3.05m	10-00.00
	2.45 2.60 2.75 2.90 3.05 3.20			
	--- --- --- --- XXO XXX			
15	Daya Davidson	JR St. Scholastica	2.90m	9-06.25
	2.45 2.60 2.75 2.90 3.05			
	--- --- 0 0 XXX			
16	Grace Pierson	SO Hamline	2.60m	8-06.25
	2.45 2.60 2.75			
	XXO 0 XXX			
17	Jenna Bunker	FR Gustavus Adolphus	2.45m	8-00.50
	2.45 2.60			
	XO XXX			
17	Alli Graff	FR Gustavus Adolphus	2.45m	8-00.50
	2.45 2.60			
	XO XXX			
--	McKenzie Gehrke	FR Gustavus Adolphus		NH
	2.45			
	XXX			
--	Lillian Selberg	FR Gustavus Adolphus		NH
	2.45			
	XXX			

Women Long Jump

Name	Year	School	Finals	H#	Points
1 Makayla Jackson	SO	Minnesota State	6.15m	20-02.25	2 10
		FOUL 5.48m 3.68m 6.15m FOUL 5.90m			
2 Kary Petricka	SO	Minnesota State	6.01m	19-08.75	2 8
		FOUL 6.01m FOUL FOUL 5.89m FOUL			
3 Mariah Williams	SO	Minnesota State	5.80m	19-00.50	2 6
		FOUL FOUL 5.45m FOUL 5.57m 5.80m			
4 Parker Buske	SO	St. Cloud State	5.72m	18-09.25	2 5
		FOUL 5.49m FOUL 5.60m FOUL 5.72m			
5 Jailyln Robinson	SO	Hamline	5.59m	18-04.25	2 4
		5.58m 5.31m FOUL 5.59m 5.34m FOUL			
6 Jen Valley	SO	Hamline	5.58m	18-03.75	2 3
		5.58m 5.25m 5.14m 5.09m 5.24m 5.13m			
7 Megan Geraets	FR	Gustavus Adolphus	5.42m	17-09.50	2 2
		5.42m FOUL 5.35m 5.19m FOUL 5.35m			
8 Molly Kahl	FR	Minnesota State	5.30m	17-04.75	2 1
		5.29m 5.16m 5.30m 5.07m 5.20m FOUL			
9 Briana Gilbert	FR	Hamline	5.19m	17-00.50	1
		5.19m FOUL 5.18m 4.60m 5.17m 4.83m			
10 Alexys Scheurell	FR	Wis.-La Crosse	5.17m	16-11.50	1
		5.16m 5.03m 5.17m			
11 Sydney Klausler	SR	Saint Mary's	5.17m	16-11.50	1
		5.03m 5.17m FOUL			
12 Shelby Romig	FR	St. Cloud State	5.08m	16-08.00	1
		FOUL 5.08m FOUL			
13 Julia Rowles	SO	St. Cloud State	5.01m	16-05.25	1
		FOUL 5.01m FOUL			
14 Paige Bauer	FR	Minnesota State	5.00m	16-05.00	2
		FOUL 5.00m FOUL			

Mark Miller Invite - 2/18/2022
Hosted by Minnesota State
Myers Fieldhouse, Mankato, MN
Results - Schedule of Events

....Women Long Jump

15 Mykenzie Vaassen	JR Wis.-La Crosse	4.98m	16-04.25	1
4.85m FOUL 4.98m				
16 Madi Kes	FR Gustavus Adolphus	4.93m	16-02.25	2
4.68m 4.93m FOUL				
17 Allison Anderson	FR Wis.-La Crosse	4.62m	15-02.00	1
4.42m 4.62m FOUL				
18 Katie Petersen	FR Gustavus Adolphus	4.51m	14-09.75	1
4.51m 4.50m 4.42m				
19 Olivia Thomley	SO Gustavus Adolphus	4.43m	14-06.50	1
4.43m 3.73m 3.95m				
20 Julia Benson	FR Hamline	4.29m	14-01.00	1
4.29m 3.91m 4.23m				

Women Triple Jump

Name	Year School	Finals	Points
1 Stella Neophytou	FR Minnesota State	11.80m	38-08.75 10
FOUL 11.60m 11.71m 11.65m 11.53m 11.80m			
2 Parker Buske	SO St. Cloud State	11.76m	38-07.00 8
FOUL 11.65m 10.05m 11.34m 11.52m 11.76m			
3 Maya Taylor	SR St. Cloud State	11.50m	37-08.75 6
FOUL FOUL 10.48m 11.27m 11.50m 11.27m			
4 Miah Keller	JR Wis.-La Crosse	11.37m	37-03.75 5
FOUL 11.18m 11.37m 11.25m 11.11m FOUL			
5 Madi Kes	FR Gustavus Adolphus	11.18m	36-08.25 4
10.51m FOUL 10.95m 10.78m 10.91m 11.18m			
6 Molly Kahl	FR Minnesota State	10.54m	34-07.00 3
10.54m 10.22m FOUL 10.36m 10.21m 10.16m			
7 Maddie Hansen	FR Wis.-La Crosse	10.50m	34-05.50 2
10.30m 10.50m 10.50m 10.20m 10.21m 10.33m			
8 Julia Benson	FR Hamline	9.15m	30-00.25 1
8.97m FOUL 9.15m FOUL 8.93m FOUL			

Women Shot Put

Name	Year School	Finals	H#	Points
1 Brea Perron	SR Minnesota State	14.55m	47-09.00	2 10
14.05m 13.93m 13.84m 14.25m 14.55m 14.20m				
2 Skye Digman	JR Wis.-La Crosse	14.48m	47-06.25	2 8
14.02m 13.88m 14.48m 14.33m FOUL FOUL				
3 Katie Taylor	SR Minnesota State	14.11m	46-03.50	2 6
13.75m 13.11m FOUL FOUL 14.11m FOUL				
4 Annika Poe	SO Gustavus Adolphus	13.69m	44-11.00	2 5
13.52m 13.69m 13.55m 12.71m 13.61m 13.32m				
5 Kaitlyn Schroeder	SO Minnesota State	12.76m	41-10.50	2 4
11.97m FOUL 12.76m FOUL 12.63m FOUL				
6 Dacoda Zimmerman	JR St. Cloud State	12.63m	41-05.25	2 3
11.06m 12.00m 11.49m 12.42m 12.14m 12.63m				
7 Sarah Hulstedt	FR Wis.-La Crosse	12.61m	41-04.50	2 2
FOUL 12.53m 11.93m 12.19m FOUL 12.61m				
8 Alayna Digman	FR Wis.-La Crosse	12.15m	39-10.50	2 1
11.10m 11.53m 12.15m 11.22m 11.50m 11.26m				

Mark Miller Invite - 2/18/2022
Hosted by Minnesota State
Myers Fieldhouse, Mankato, MN
Results - Schedule of Events

....Women Shot Put

9	Libby Beck	SO Minnesota State	11.80m	38-08.75	1
	11.60m 11.76m FOUL 11.31m 11.75m 11.80m				
10	Anna Becker	JR St. Scholastica	11.58m	38-00.00	1
	11.17m 11.33m 11.58m				
11	Samantha Kubes	SO Saint Mary's	11.48m	37-08.00	2
	11.48m FOUL 10.64m				
12	Izzy Carroll	FR Wis.-La Crosse	11.32m	37-01.75	2
	FOUL 11.02m 11.32m				
13	Ellie Biggins	SO Hamline	11.31m	37-01.25	1
	10.10m 10.42m 11.31m				
14	Samantha Sunnarborg	SO Minnesota State	11.11m	36-05.50	1
	11.11m FOUL 10.65m				
15	Madeline Fretag	SO Minnesota State	11.09m	36-04.75	2
	11.09m FOUL 10.04m				
16	Zoe Stone	JR Minnesota State	10.86m	35-07.75	1
	10.47m 10.86m 10.63m				
17	Abby Schulte	FR Gustavus Adolphus	10.54m	34-07.00	1
	10.14m FOUL 10.54m				
18	Sydney Jackman	FR Saint Mary's	10.53m	34-06.75	1
	10.31m FOUL 10.53m				
19	Dana Bach	JR Gustavus Adolphus	9.98m	32-09.00	1
	9.67m 9.98m 9.84m				
20	Morgan Wallendal	FR Saint Mary's	9.98m	32-09.00	1
	9.98m FOUL 9.70m				
21	Payton Packer	SO Hamline	9.96m	32-08.25	1
	9.89m 9.96m FOUL				
22	Morgan Robinson	FR Minnesota State	9.64m	31-07.50	1
	9.64m FOUL FOUL				
23	Jasmine Mlejnek	SO Minnesota State	9.26m	30-04.75	1
	9.26m 9.26m 8.87m				
--	Abbi Stafslie-Dumale	SO Minnesota State	FOUL		2
	FOUL FOUL FOUL				

Women Weight Throw

=====						
Name	Year	School	Finals	H#	Points	
=====						
1	Brea Perron	SR Minnesota State	19.99m	65-07.00	2	10
	18.38m 19.99m FOUL FOUL 18.74m FOUL					
2	Katie Taylor	SR Minnesota State	19.62m	64-04.50	2	8
	19.41m 19.45m 18.84m FOUL FOUL 19.62m					
3	Kaylee Jensen	SR Minnesota State	19.25m	63-02.00	2	6
	17.60m 18.44m 19.25m 17.76m 18.26m 18.51m					
4	Skye Digman	JR Wis.-La Crosse	17.29m	56-08.75	2	5
	16.76m 17.29m FOUL FOUL FOUL FOUL					
5	Jenneel Rodney	JR Hamline	17.04m	55-11.00	2	4
	15.93m 17.04m 16.68m 15.82m 16.06m 15.28m					
6	Madison Glynn	FR Minnesota State	16.25m	53-03.75	2	3
	15.69m FOUL 15.46m 16.25m 15.20m FOUL					
7	Madeline Fretag	SO Minnesota State	15.93m	52-03.25	2	2
	FOUL 14.71m 15.93m FOUL 14.48m 13.85m					
8	Abbi Stafslie-Dumale	SO Minnesota State	15.81m	51-10.50	2	1
	14.39m 15.37m 15.81m 14.47m 13.75m 15.17m					

Mark Miller Invite - 2/18/2022
Hosted by Minnesota State
Myers Fieldhouse, Mankato, MN
Results - Schedule of Events

....Women Weight Throw

9	Anna Becker	JR St. Scholastica	15.72m	51-07.00	2
	15.72m FOUL FOUL 14.39m 13.78m FOUL				
10	Kaitlyn Schroeder	SO Minnesota State	15.68m	51-05.50	2
	15.29m 15.68m FOUL				
11	Libby Beck	SO Minnesota State	15.33m	50-03.50	1
	FOUL 14.74m 15.33m				
12	Leah Surprenant	SO Wis.-La Crosse	15.03m	49-03.75	2
	FOUL 15.03m FOUL				
13	Lily Beneke	FR St. Scholastica	14.64m	48-00.50	2
	14.52m 14.64m FOUL				
14	Holly Wardynski	FR Wis.-La Crosse	13.96m	45-09.75	1
	13.96m FOUL FOUL				
15	Dacoda Zimmerman	JR St. Cloud State	13.83m	45-04.50	1
	FOUL FOUL 13.83m				
16	Izzy Carroll	FR Wis.-La Crosse	13.65m	44-09.50	1
	FOUL 13.65m FOUL				
17	Samantha Kubes	SO Saint Mary's	13.63m	44-08.75	1
	13.63m FOUL 11.39m				
18	Sarah Hulstedt	FR Wis.-La Crosse	13.42m	44-00.50	1
	FOUL 13.42m FOUL				
19	Alayna Digman	FR Wis.-La Crosse	13.15m	43-01.75	1
	12.05m 13.15m 12.83m				
20	Ellie Biggins	SO Hamline	12.37m	40-07.00	1
	11.91m 12.37m 10.86m				
21	Morgan Robinson	FR Minnesota State	12.36m	40-06.75	1
	12.28m FOUL 12.36m				
22	Morgan Wallendal	FR Saint Mary's	11.13m	36-06.25	1
	FOUL 11.13m 10.45m				

Men 60 Meter Dash

=====					
Name	Year	School	Prelims	H#	
=====					
Preliminaries					
1	Prince Nti	FR Minnesota State	6.87Q	2	
2	Shaheed Hickman	SR Minnesota State	6.90Q	1	
3	Samuel Eben Ebai	SO St. Scholastica	6.97Q	5	6.962
4	Nicholas Sharma	SO Minnesota State	6.97Q	4	6.963
5	Carter Hahn	SO Wis.-La Crosse	7.17Q	3	
6	Ryan Miller	SR St. John's (Minn.)	7.07q	5	
7	Jordan Montgomery	FR Wis.-La Crosse	7.08q	2	
8	Steven Marks	FR Minnesota State	7.12q	4	
9	Sean Diedrich	FR St. Scholastica	7.23	2	
10	Jake Lee	SO Wis.-La Crosse	7.24	3	
11	Kaleb Schuster	SR Wis.-La Crosse	7.27	1	
12	Matthew Skelly	FR Gustavus Adolphus	7.28	4	
13	Jack Young	JR St. John's (Minn.)	7.31	1	7.305
14	Justin Kotarak	SR Wis.-La Crosse	7.31	4	7.306
15	Hillary Makori	FR St. John's (Minn.)	7.36	4	
16	Colton Hoffman	Unattached	7.37	3	
17	Tae'Vion Wilkins	FR Hamline	7.46	1	
18	Matthew Montplaisir	Unattached	7.47	5	7.461
19	Josh Sletta	SO St. John's (Minn.)	7.47	2	7.462
20	Reece Thomas	FR Hamline	7.51	2	

Mark Miller Invite - 2/18/2022
Hosted by Minnesota State
Myers Fieldhouse, Mankato, MN
Results - Schedule of Events

....Men 60 Meter Dash

21 Emanuel Popoca	FR St. John's (Minn.)	7.53	1
22 Henry Truebenbach	FR St. John's (Minn.)	7.64	5
23 Adam Collins	FR St. John's (Minn.)	7.74	3
24 Carlos Gaye	FR Hamline	7.76	4
25 Jack Wiessenberger	JR Gustavus Adolphus	7.82	1
26 Benjamin Burke	FR St. John's (Minn.)	7.83	1
27 Max Lelwica	FR St. John's (Minn.)	7.96	2

Men 60 Meter Dash

Name	Year School	Finals	Points
Finals			
1 Shaheed Hickman	SR Minnesota State	6.85	10
2 Prince Nti	FR Minnesota State	6.88	8
3 Nicholas Sharma	SO Minnesota State	6.89	6
4 Samuel Eben Ebai	SO St. Scholastica	6.98	5
5 Ryan Miller	SR St. John's (Minn.)	7.04	4
6 Jordan Montgomery	FR Wis.-La Crosse	7.08	3
7 Carter Hahn	SO Wis.-La Crosse	7.19	2

Men 200 Meter Dash

Name	Year School	Finals	H#	Points
1 Josue Bokoyo	JR Minnesota State	22.35	1	10
2 Samuel Eben Ebai	SO St. Scholastica	22.54	1	8
3 Abel Christiansen	SO Minnesota State	22.65	2	6
4 Spencer Reichart	JR Wis.-La Crosse	22.75	1	5
5 Payton Flood	SO Wis.-La Crosse	22.84	4	4
6 Justin Kotarak	SR Wis.-La Crosse	22.88	3	3
7 Daniel Attoh	FR Minnesota State	22.91	1	2
8 Lucas Norland	FR Wis.-La Crosse	23.02	3	1
9 Kaleb Schuster	SR Wis.-La Crosse	23.04	3	
10 Ryan Miller	SR St. John's (Minn.)	23.29	2	
11 Sam Mrochek	FR Wis.-La Crosse	23.39	4	
12 Sean Diedrich	FR St. Scholastica	23.43	3	
13 Jake Lee	SO Wis.-La Crosse	23.46	3	
14 Oliver Adamson	FR Saint Mary's	23.58	5	
15 Seth Zeitchick	SO Gustavus Adolphus	23.62	4	
16 Matthew Montplaisir	Unattached	24.24	4	
17 David Couper	FR Hamline	24.29	5	
18 Antonio Cisewski	FR Saint Mary's	24.31	7	
19 Emanuel Popoca	FR St. John's (Minn.)	24.33	6	
20 Dan Cooper	SO Saint Mary's	24.37	5	
21 Matthew Skelly	FR Gustavus Adolphus	24.39	7	
22 Josh Sletta	SO St. John's (Minn.)	24.43	6	
23 Henry Truebenbach	FR St. John's (Minn.)	24.48	6	
24 Tae'Vion Wilkins	FR Hamline	24.59	6	
25 Ean Chose	FR Hamline	24.65	6	
26 Reece Thomas	FR Hamline	24.92	7	
27 Carlos Gaye	FR Hamline	24.99	7	
28 Isaiah Foster	FR St. Scholastica	25.01	8	
29 Tyler Anderson	FR St. Scholastica	25.15	7	

Mark Miller Invite - 2/18/2022
Hosted by Minnesota State
Myers Fieldhouse, Mankato, MN
Results - Schedule of Events

....Men 200 Meter Dash

30	Coleton Strupp	JR Saint Mary's	25.24	5
31	Jack Wiessenberger	JR Gustavus Adolphus	25.60	8
32	Jon Morley	FR St. Scholastica	26.04	8
33	Benjamin Burke	FR St. John's (Minn.)	26.12	8
34	Jack McCabe	JR Gustavus Adolphus	26.31	8

Men 400 Meter Dash

Name	Year	School	Finals	H#	Points
1	Carter Nesvold	SO Minnesota State	49.54	1	10
2	Caden Pearce	JR Wis.-La Crosse	50.30	1	8
3	Payton Flood	SO Wis.-La Crosse	50.56	1	6
4	Josh Phelps	SR Minnesota State	50.98	1	5
5	JeremiAH Revere	JR Minnesota State	51.08	2	4
6	Lucas Norland	FR Wis.-La Crosse	51.20	2	3
7	Sam Mrochek	FR Wis.-La Crosse	51.32	2	2
8	Garrett Jackson	JR Saint Mary's	51.64	2	1
9	Omavi Collison	JR St. John's (Minn.)	51.95	3	
10	Brady Labine	JR St. John's (Minn.)	52.02	2	
11	Jorge Hernandez	FR St. John's (Minn.)	52.53	3	
12	Bridger Rives	JR Carleton	52.58	3	
13	Quinn Walker	FR Minnesota State	52.80	3	
14	Yahya Bashir	FR Gustavus Adolphus	53.46	4	
15	Mack Maroushek	JR St. John's (Minn.)	53.63	4	
16	Raul Ortiz	FR Hamline	54.53	5	
17	Pierre Deutschlander	SO St. John's (Minn.)	54.54	4	
18	Sam Schulze	FR Gustavus Adolphus	54.93	5	
19	Isaiah Foster	FR St. Scholastica	55.06	6	
20	Grant Baker	FR Gustavus Adolphus	55.56	6	
21	Tyler Anderson	FR St. Scholastica	55.59	5	
22	Carson Davis	FR St. John's (Minn.)	55.60	6	
23	Charles Ellis	SO St. John's (Minn.)	55.98	6	
24	Jon Morley	FR St. Scholastica	58.29	6	

Men 600 Meter Run

Name	Year	School	Finals	Points
1	Blake Fuller	FR Gustavus Adolphus	1:26.08	10
2	Noah Johnson	JR Gustavus Adolphus	1:27.28	8
3	Liam Kennedy	FR Carleton	1:27.37	6
4	Agro Gushwa	FR Gustavus Adolphus	1:28.76	5
5	Sam Marble	SO Gustavus Adolphus	1:29.88	4
6	Jack McCabe	JR Gustavus Adolphus	1:37.75	3

Men 800 Meter Run

Name	Year	School	Finals	H#	Points
1	Tyler Kisting	FR Wis.-La Crosse	1:55.45	1	10
2	Tommy Allen	FR St. John's (Minn.)	1:56.42	1	8
3	Elias Ritzke	SO Wis.-La Crosse	1:57.42	1	6
4	Alex Turner	FR Wis.-La Crosse	1:57.85	1	5

Mark Miller Invite - 2/18/2022
Hosted by Minnesota State
Myers Fieldhouse, Mankato, MN
Results - Schedule of Events

....Men 800 Meter Run

5	Tyler Smith	FR	Gustavus Adolphus	1:58.88	1	4
6	Ben Perry	JR	Carleton	1:59.11	1	3
7	Thomas Blumer	FR	Wis.-La Crosse	1:59.39	1	2
8	Trent Curry	FR	Wis.-La Crosse	1:59.62	1	1
9	Chad Franz	JR	Wis.-La Crosse	2:01.57	1	
10	Derek Douglas	FR	St. Scholastica	2:02.27	2	
11	Will Mattock	SO	St. John's (Minn.)	2:02.37	2	
12	Nathan Clausing	SO	St. John's (Minn.)	2:02.73	2	
13	Riley Berg	SO	St. John's (Minn.)	2:03.61	3	
14	Samuel Rengo	SO	St. John's (Minn.)	2:04.16	2	
15	Marcus Hansen	FR	Gustavus Adolphus	2:04.93	2	
16	Isaiah Brindamour	SO	Saint Mary's	2:05.00	2	
17	Korrigan Diercks	FR	Gustavus Adolphus	2:05.16	2	
18	Corbin Michels	JR	Gustavus Adolphus	2:06.62	3	
19	Jackson Thoe		Unattached	2:06.79	2	
20	Josh Wilson	JR	Gustavus Adolphus	2:07.47	3	
21	Michael Kurtz	FR	Hamline	2:07.68	3	
22	Joseph Gathje	FR	St. John's (Minn.)	2:08.33	3	
23	Charlie Otto	JR	St. John's (Minn.)	2:09.28	3	
24	Carter Jack	FR	Bethany Lutheran	2:11.68	3	
25	Chase Bulten		Unattached	2:12.54	2	
26	Cameron Regan	JR	Hamline	2:28.98	3	
27	Robert Harrison	FR	St. John's (Minn.)	2:29.79	3	
--	Michael Madoch	JR	Wis.-La Crosse	DNF	1	

Men 1000 Meter Run

Name	Year	School	Finals	H#	Points	
1	Calvin Boone	FR	St. Scholastica	2:29.53	1	10
2	Ethan Ash	FR	Carleton	2:31.06	1	8
3	Leif Larsen	FR	Minnesota State	2:31.74	1	6
4	Ben Santos	JR	Carleton	2:33.62	1	5
5	Tucker Wallin	SO	Gustavus Adolphus	2:36.93	2	4
6	Elijah Jones	SO	Carleton	2:37.38	2	3
7	Jack Degonda	JR	Gustavus Adolphus	2:37.45	1	2
8	Josh Meier	FR	Carleton	2:38.96	2	1
9	Alistair Pattison	FR	Carleton	2:39.34	1	
10	Trevor LaVigne	SO	Gustavus Adolphus	2:39.79	2	
11	Jonathan Laughlin	JR	St. Scholastica	2:39.95	1	
12	Jens Bartel	FR	Carleton	2:40.10	2	
13	Carson Roehl	FR	Gustavus Adolphus	2:43.10	2	
14	Henry Hinchcliffe	FR	Gustavus Adolphus	2:45.77	2	
15	Justus Fast	JR	St. John's (Minn.)	2:46.73	2	
16	Zane Michael	JR	Gustavus Adolphus	2:47.08	2	

Men 1 Mile Run

Name	Year	School	Finals	H#	Points	
1	Ethan Gregg	JR	Wis.-La Crosse	4:17.36	1	10
2	Isaac Wegner	JR	Wis.-La Crosse	4:17.79	1	8
3	Jonathan Laughlin	JR	St. Scholastica	4:24.70	1	6
4	Christopher Wolfe	SO	Wis.-La Crosse	4:24.93	1	5

Mark Miller Invite - 2/18/2022
Hosted by Minnesota State
Myers Fieldhouse, Mankato, MN
Results - Schedule of Events

....Men 1 Mile Run

5	Tyler Finger	SR Wis.-Superior	4:25.10	1	4
6	Tracy Bye	FR Wis.-La Crosse	4:25.81	1	3
7	Carter Owen	FR Minnesota State	4:26.56	1	2
8	Dillon Diekmann	JR St. John's (Minn.)	4:27.52	1	1
9	Ben Stangel	FR Wis.-La Crosse	4:28.43	1	
10	Nathan Meyer	JR St. John's (Minn.)	4:29.69	1	
11	Wyatt Taylor	JR Unattached	4:29.76	2	
12	Lucas Schnirring	JR Gustavus Adolphus	4:30.15	2	
13	Nathan Neu	FR St. Scholastica	4:30.80	2	
14	micah warning	7 Unattached	4:31.45	2	
15	Reed Anderson	JR Wis.-La Crosse	4:35.61	1	
16	Matt Payne	SO Gustavus Adolphus	4:37.25	2	
17	Aidan Thomas	FR St. John's (Minn.)	4:40.11	2	
18	Ethan Leonard	FR St. John's (Minn.)	4:40.61	2	
19	Quinn Steinbrecher	SO Saint Mary's	4:43.01	2	
20	Logan McCullough	FR Gustavus Adolphus	4:43.75	2	
21	Aric Brodie	JR Hamline	4:44.57	1	
22	joshua koehnen	FR Unattached	4:48.01	2	
23	Jonah Kalsnes	FR Gustavus Adolphus	4:48.29	2	
24	Parker Zak	JR St. John's (Minn.)	4:49.63	2	
25	Jonah Johnson	FR Gustavus Adolphus	5:01.24	2	
26	Max Vogel	FR St. John's (Minn.)	5:07.09	2	
27	Josh Anderson	FR St. John's (Minn.)	5:09.48	2	
--	Liam Sheeley	FR St. John's (Minn.)	DNF	2	

Men 3000 Meter Run

Name	Year	School	Finals	H#	Points
1	Adam Loenser	FR Wis.-La Crosse	8:38.07	1	10
2	Parker Huhn	SO Wis.-La Crosse	8:39.39	1	8
3	Derrick Moe	SR Wis.-Superior	8:39.53	1	6
4	Zach Slevin	SO Wis.-La Crosse	8:40.08	1	5
5	Ray Ure	FR Minnesota State	8:41.84	1	4
6	Ethan Thompson	SR Wis.-La Crosse	8:44.98	1	3
7	Corey Fairchild	SO Wis.-La Crosse	8:52.11	1	2
8	Jacob Bennett	FR Minnesota State	8:57.20	1	1
9	Alex Strojny	JR Wis.-La Crosse	8:58.41	1	
10	Eamon Cavanaugh	FR St. John's (Minn.)	8:59.83	1	
11	Austin True	SO Unattached	9:01.76	1	
12	Adam Bohm	FR Minnesota State	9:04.27	1	
13	Nikolai Schmanski	FR Minnesota State	9:08.86	2	
14	Luke Chaffin	FR Unattached	9:10.92	2	
15	Finn Gessner	SO Minnesota State	9:10.99	2	
16	William Valentin	JR Minnesota State	9:13.92	1	
17	Travis Miller	Unattached	9:21.84	2	
18	Denzel Bailey	SO Unattached	9:25.12	2	
19	Dylan Bartness	FR St. John's (Minn.)	9:34.05	2	
20	Maquanet Collins	Unattached	9:36.19	2	
21	Maxwell Krause	JR St. John's (Minn.)	9:36.69	2	
22	Caleb Smith	Unattached	9:37.11	2	
23	William Saari	FR Hamline	9:38.17	2	
24	Caden Speikers	Unattached	9:54.37	2	
25	Alex Skinner	FR St. John's (Minn.)	10:39.37	2	

Mark Miller Invite - 2/18/2022
Hosted by Minnesota State
Myers Fieldhouse, Mankato, MN
Results - Schedule of Events

....Men 3000 Meter Run

-- Chase Bulten Unattached DNF 2

Men 60 Meter Hurdles

Name	Year	School	Prelims	H#
Preliminaries				
1 Kornelius Klah	SR	Minnesota State	8.06Q	1
2 Nick Durnin	SR	Minnesota State	8.17Q	2 8.164
3 Justus Adams	JR	Minnesota State	8.17Q	1 8.163
4 Carson Reilly	SO	Wis.-La Crosse	8.35Q	2
5 Abel Christiansen	SO	Minnesota State	8.44q	1
6 Jared Stanke	SO	St. John's (Minn.)	8.77q	1
7 Zach Angstman	JR	Hamline	8.97q	1
8 Justus White	SO	St. John's (Minn.)	9.03q	2 9.023
9 D'Monte Blanks	SO	Minnesota State	9.03	2 9.024
10 Tyler Denes	FR	Minnesota State	9.25	1
11 Carter Kienholz	FR	Hamline	10.18	2
12 Josh Thomsen	FR	Hamline	18.35	2

Men 60 Meter Hurdles

Name	Year	School	Finals	Points
Finals				
1 Kornelius Klah	SR	Minnesota State	7.96	10
2 Justus Adams	JR	Minnesota State	8.18	8
3 Abel Christiansen	SO	Minnesota State	8.19	6
4 Nick Durnin	SR	Minnesota State	8.20	5
5 Carson Reilly	SO	Wis.-La Crosse	8.27	4
6 Jared Stanke	SO	St. John's (Minn.)	8.81	3
7 Justus White	SO	St. John's (Minn.)	8.84	2
8 Zach Angstman	JR	Hamline	9.72	1

Men 4x400 Meter Relay

School	Finals	H#	Points
1 Minnesota State 'A'	3:18.69	1	10
1) Kornelius Klah SR	2) Max DePrenger SO		
3) Kenry Atubel JR	4) Tanner Maier SO		
2 Wis.-La Crosse 'A'	3:38.75	1	8
1) Tracy Bye FR	2) Alex Turner FR		
3) Ben Stangel FR	4) Trent Curry FR		
3 Saint Mary's (Minn.) 'A'	3:39.00	2	6
1) Oliver Adamson FR	2) Isaiah Brindamour SO		
3) Chris Bulwa FR	4) Brady Johnson FR		
4 Gustavus Adolphus 'A'	3:44.17	1	5
1) Jack Marble SO	2) Nick Olfert SO		
3) Korrigan Diercks FR	4) Noah Johnson JR		
5 Hamline 'A'	3:48.68	1	4
1) Josh Thomsen FR	2) Raul Ortiz FR		
3) Carter Kienholz FR	4) Christian Velishek SR		
-- Hamline 'B'	DNF	2	

Mark Miller Invite - 2/18/2022
Hosted by Minnesota State
Myers Fieldhouse, Mankato, MN
Results - Schedule of Events

....Men 4x400 Meter Relay

- | | |
|---------------------|-------------------|
| 1) Connor Artner FR | 2) Aric Brodie JR |
| 3) Michael Kurtz FR | 4) Ean Chose FR |

Men High Jump

Name	Year	School	Finals	Points
1 Maguire Petersen	SO	St. John's (Minn.)	2.01m	6-07.00 10
1.66 1.71 1.76 1.81 1.86 1.91 1.96 2.01 2.05				
---	0	0	0	0 XXX
2 Alec Ungar	FR	St. John's (Minn.)	1.96m	6-05.00 7
1.66 1.71 1.76 1.81 1.86 1.91 1.96 2.01				
---	0	0	0	0 XXX
2 Aiden Buendorf	FR	Minnesota State	1.96m	6-05.00 7
1.66 1.71 1.76 1.81 1.86 1.91 1.96 2.01				
---	0	0	0	0 XXX
4 Jacob Ziebarth	FR	Minnesota State	1.91m	6-03.25 4.50
1.66 1.71 1.76 1.81 1.86 1.91 1.96				
---		XO	XO	XXX
4 Trey Krannich	SO	Minnesota State	1.91m	6-03.25 4.50
1.66 1.71 1.76 1.81 1.86 1.91 1.96				
---	0	XO	XO	XXX
6 Nick Durnin	SR	Minnesota State	1.86m	6-01.25 2.50
1.66 1.71 1.76 1.81 1.86 1.91				
0	0	0	0	XXX
6 Christian Velishek	SR	Hamline	1.86m	6-01.25 2.50
1.66 1.71 1.76 1.81 1.86 1.91				
---	0	0	0	XXX
8 Sam Rademacher	JR	St. John's (Minn.)	1.81m	5-11.25 0.50
1.66 1.71 1.76 1.81 1.86				
---	0	0	0	XXX
8 Nolan Seaberg	FR	Wis.-La Crosse	1.81m	5-11.25 0.50
1.66 1.71 1.76 1.81 1.86				
---	0	0	0	XXX
10 Jonah Friedrichsen	SO	Unattached	1.81m	5-11.25
1.66 1.71 1.76 1.81 1.86				
0	0	0	XO	XXX
11 Justus White	SO	St. John's (Minn.)	1.76m	5-09.25
1.66 1.71 1.76 1.81				
---	0	0	0	XXX
12 Danny Bies	FR	Gustavus Adolphus	1.76m	5-09.25
1.66 1.71 1.76 1.81				
---		XXO	XXX	
13 Logan Sullivan	FR	Gustavus Adolphus	1.71m	5-07.25
1.66 1.71 1.76				
0	0	0	XXX	
-- Deveyonn Brown	SR	Minnesota State	NH	
1.66 1.71 1.76 1.81 1.86 1.91 1.96 2.01				
---				XXX

Mark Miller Invite - 2/18/2022
Hosted by Minnesota State
Myers Fieldhouse, Mankato, MN
Results - Schedule of Events

Men Pole Vault

Name	Year	School	Finals	Points
1 Carson Dittel	SO	Minnesota State	5.08m 16-08.00	10
3.48 3.63 3.78 3.93 4.08 4.23 4.38 4.53 4.68 4.78 4.88 5.03 5.08 5.13			XXO O XXO O XO XXX	
2 Logan Larson	JR	Wis.-La Crosse	4.78m 15-08.25	8
3.48 3.63 3.78 3.93 4.08 4.23 4.38 4.53 4.68 4.78 4.88			XO XO XXO XXX	
3 Thomas Lindsey	FR	Minnesota State	4.68m 15-04.25	6
3.48 3.63 3.78 3.93 4.08 4.23 4.38 4.53 4.68 4.78			XO O XXX	
4 Tommy Knoche	SR	Wis.-La Crosse	4.68m 15-04.25	5
3.48 3.63 3.78 3.93 4.08 4.23 4.38 4.53 4.68 4.78			XO XXX	
5 Jonathon Zell	FR	Wis.-La Crosse	4.53m 14-10.25	4
3.48 3.63 3.78 3.93 4.08 4.23 4.38 4.53 4.68			XO O O XXX	
6 Shawn Schindler	JR	St. John's (Minn.)	4.53m 14-10.25	3
3.48 3.63 3.78 3.93 4.08 4.23 4.38 4.53 4.68			XXO XXO XXX	
7 Aidan Gatz	FR	Saint Mary's	4.38m 14-04.50	1
3.48 3.63 3.78 3.93 4.08 4.23 4.38 4.53			O O XXX	
7 Alex Berg	FR	Minnesota State	4.38m 14-04.50	1
3.48 3.63 3.78 3.93 4.08 4.23 4.38 4.53			O XXX	
7 Austin Frank	FR	Minnesota State	4.38m 14-04.50	1
3.48 3.63 3.78 3.93 4.08 4.23 4.38 4.53			O XXX	
10 Coleton Strupp	JR	Saint Mary's	4.38m 14-04.50	
3.48 3.63 3.78 3.93 4.08 4.23 4.38 4.53			XXO O XXX	
10 Joseph Charbonneau	FR	St. John's (Minn.)	4.38m 14-04.50	
3.48 3.63 3.78 3.93 4.08 4.23 4.38 4.53			XO XO O XXX	
12 Joseph Stauffer	SO	St. John's (Minn.)	4.23m 13-10.50	
3.48 3.63 3.78 3.93 4.08 4.23 4.38			O XXO XXX	
12 Tyler Denes	FR	Minnesota State	4.23m 13-10.50	
3.48 3.63 3.78 3.93 4.08 4.23 4.38			XXO XXX	
14 Joseph Jensen	FR	Wis.-La Crosse	4.23m 13-10.50	
3.48 3.63 3.78 3.93 4.08 4.23 4.38			XXO XXX	
15 Daniel Eickhoff	FR	St. John's (Minn.)	3.93m 12-10.75	
3.48 3.63 3.78 3.93 4.08			O O O XXX	
16 Max Doom	FR	St. John's (Minn.)	3.93m 12-10.75	
3.48 3.63 3.78 3.93 4.08			O O XXO XXX	
17 Blake Johnson	FR	Hamline	3.78m 12-04.75	
3.48 3.63 3.78 3.93			XXO O O XXX	

Mark Miller Invite - 2/18/2022
Hosted by Minnesota State
Myers Fieldhouse, Mankato, MN
Results - Schedule of Events

....Men Pole Vault

18 Erik Walker	FR Gustavus Adolphus	3.78m	12-04.75
3.48 3.63 3.78 3.93			
0 0 XXO XXX			
19 Nick Durnin	SR Minnesota State	3.63m	11-10.75
3.48 3.63 3.78			
0 XO XXX			
20 Aiden Mikla	FR Gustavus Adolphus	3.48m	11-05.00
3.48 3.63			
0 XXX			
21 Andrew Adams	FR St. John's (Minn.)	3.48m	11-05.00
3.48 3.63			
XXO XXX			
-- Logan Marzinske	FR Gustavus Adolphus		NH
3.48			
XXX			
-- Matthew Stack	SR Saint Mary's		NH
3.48 3.63 3.78			
--- --- XXX			
-- Josh Lynch	FR Hamline		NH
3.48 3.63 3.78 3.93 4.08			
--- --- --- --- XXX			
-- Carter Kienholz	FR Hamline		NH
3.48			
XXX			

Men Long Jump

Name	Year	School	Finals	H#	Points
1 Sam Blaskowski	FR	Wis.-La Crosse	7.37m	24-02.25	3 10
FOUL 7.37m FOUL PASS PASS PASS					
2 Caleb Kath	SR	Minnesota State	7.11m	23-04.00	3 8
7.09m FOUL FOUL 7.08m 6.96m 7.11m					
3 Christian Velishek	SR	Hamline	6.83m	22-05.00	3 6
6.45m 6.56m 6.62m 6.34m 6.70m 6.83m					
4 William Cady	SO	Wis.-La Crosse	6.80m	22-03.75	3 5
6.57m FOUL FOUL FOUL 6.80m 6.68m					
5 Aiden Buendorf	FR	Minnesota State	6.77m	22-02.50	1 4
FOUL 6.64m 6.66m 6.55m 6.77m 6.42m					
6 Alec Ungar	FR	St. John's (Minn.)	6.69m	21-11.50	2 3
6.04m 6.48m 6.67m 6.69m 6.67m 6.53m					
7 Elijah Calderon-Pitchfor	Unattached		6.67m	21-10.75	3 2
6.67m 6.64m PASS PASS PASS PASS					
8 Andrew Hermes	SO	Wis.-La Crosse	6.67m	21-10.75	3 1
6.53m FOUL FOUL 6.35m 6.67m 6.55m					
9 Nick Crary	JR	Wis.-La Crosse	6.65m	21-10.00	2
6.41m 6.19m 6.49m 6.56m 6.65m FOUL					
10 Takudzwa Mangwiwo	Unattached		6.48m	21-03.25	3
FOUL FOUL 6.48m					
11 Chase Roehl	JR	Wis.-La Crosse	6.44m	21-01.50	3
FOUL 6.44m FOUL					
12 Richard Brown	Unattached		6.41m	21-00.50	1
6.41m 6.40m FOUL					

Mark Miller Invite - 2/18/2022
Hosted by Minnesota State
Myers Fieldhouse, Mankato, MN
Results - Schedule of Events

....Men Long Jump

13 Anthony Thurk	FR St. John's (Minn.)	6.28m	20-07.25	2
6.10m 6.28m FOUL				
14 Antonio Cisewski	FR Saint Mary's	6.22m	20-05.00	2
6.03m 6.19m 6.22m				
15 Michael Wallace	JR St. John's (Minn.)	6.19m	20-03.75	2
FOUL FOUL 6.19m				
16 Thomas Amberg	JR Hamline	6.15m	20-02.25	2
FOUL FOUL 6.15m				
17 Andrew Martin	JR Saint Mary's	6.14m	20-01.75	1
FOUL 6.14m 5.84m				
18 Travis Sykes	FR Wis.-La Crosse	6.10m	20-00.25	2
6.10m 5.88m 5.80m				
19 Matthew Montplaisir	Unattached	6.08m	19-11.50	2
6.08m 5.44m 6.07m				
20 Chris Bulwa	FR Saint Mary's	6.08m	19-11.50	1
FOUL FOUL 6.08m				
21 Isaiah Subah	FR Gustavus Adolphus	5.98m	19-07.50	3
5.79m 5.98m FOUL				
22 Weston Stroschein	FR St. Scholastica	5.88m	19-03.50	2
5.76m 5.88m 5.82m				
23 Dan Cooper	SO Saint Mary's	5.77m	18-11.25	2
FOUL 5.57m 5.77m				
24 Simon Sotiropoulos	FR St. Scholastica	5.73m	18-09.75	1
FOUL 5.73m 5.40m				
25 Sam Schulze	FR Gustavus Adolphus	5.58m	18-03.75	1
5.58m 5.37m 5.24m				
26 Max Lelwica	FR St. John's (Minn.)	5.55m	18-02.50	1
5.55m 5.45m FOUL				
27 Cade Wallin	FR Gustavus Adolphus	5.48m	17-11.75	1
5.41m 5.48m 5.02m				
28 Logan Hennen	FR St. John's (Minn.)	5.38m	17-08.00	1
5.38m 5.08m 5.31m				
29 Nathan Le	FR Gustavus Adolphus	5.34m	17-06.25	2
FOUL 5.34m 5.29m				
30 Nolan Seaberg	FR Wis.-La Crosse	4.21m	13-09.75	3
4.21m FOUL FOUL				
-- Brady Johnson	FR Saint Mary's	FOUL		1
FOUL FOUL FOUL				
-- Charlie Frenzel	FR Saint Mary's	FOUL		1
FOUL FOUL FOUL				

Men Triple Jump

Name	Year	School	Finals	H#	Points
1 Michael Wallace	JR	St. John's (Minn.)	14.15m	46-05.25	2 10
FOUL 13.94m FOUL 13.51m 14.15m FOUL					
2 William Cady	SO	Wis.-La Crosse	14.03m	46-00.50	2 8
13.25m 12.98m PASS PASS 13.85m 14.03m					
3 Chase Roehl	JR	Wis.-La Crosse	13.47m	44-02.50	2 6
13.28m PASS 13.47m 13.46m PASS 11.83m					
4 Stephen Ayobamidele	SO	Minnesota State	13.37m	43-10.50	1 5
FOUL PASS 13.37m FOUL PASS FOUL					

Mark Miller Invite - 2/18/2022
Hosted by Minnesota State
Myers Fieldhouse, Mankato, MN
Results - Schedule of Events

....Men Triple Jump

5	Joyce Kambama	Unattached	13.28m	43-07.00	2	4
	12.60m 13.28m 13.01m	FOUL 13.13m 13.00m				
6	Anthony Thurk	FR St. John's (Minn.)	13.18m	43-03.00	1	3
	12.52m 12.53m 11.75m	13.18m 12.66m 12.66m				
7	Thomas Amberg	JR Hamline	12.95m	42-06.00	1	2
	12.72m 12.26m 12.65m	FOUL FOUL 12.95m				
8	Travis Sykes	FR Wis.-La Crosse	12.81m	42-00.50	1	1
	12.56m 12.59m 12.61m	12.52m 12.81m 12.78m				
9	Matthew Montplaisir	Unattached	12.24m	40-02.00	1	
	FOUL 12.19m 12.24m	FOUL FOUL FOUL				
10	Cade Wallin	FR Gustavus Adolphus	12.16m	39-10.75	1	
	11.83m FOUL 12.16m					
11	Isaiah Subah	FR Gustavus Adolphus	12.09m	39-08.00	2	
	FOUL FOUL 12.09m					
12	Charlie Frenzel	FR Saint Mary's	11.86m	38-11.00	1	
	FOUL 11.67m 11.86m					
13	Nathan Le	FR Gustavus Adolphus	11.41m	37-05.25	1	
	11.28m 11.41m FOUL					
14	Ernesto Lazaro	FR St. John's (Minn.)	10.78m	35-04.50	1	
	FOUL 10.78m 10.49m					

Men Shot Put

=====						
Name	Year	School	Finals	H#	Points	
=====						
1	Steven	Orzolek	JR Minnesota State	17.16m	56-03.75	3 10
	16.02m	17.16m 16.10m	16.59m 16.37m	16.03m		
2	Bedale	Naba	SR Minnesota State	15.35m	50-04.50	3 8
	14.60m	FOUL 15.35m	FOUL FOUL 14.03m			
3	Gage	Stankiewicz	FR Wis.-Superior	15.02m	49-03.50	3 6
	14.20m	14.82m 13.73m	15.02m 14.21m	14.43m		
4	Andrew	Bradley	JR Gustavus Adolphus	14.43m	47-04.25	3 5
	14.02m	14.41m FOUL	14.43m 13.00m	13.83m		
5	Jaeden	Frost	SO St. John's (Minn.)	14.26m	46-09.50	3 4
	14.02m	13.48m 14.26m	13.95m 13.72m	13.76m		
6	Oliver	Anderson	FR Minnesota State	14.18m	46-06.25	3 3
	13.85m	14.18m 13.88m	FOUL FOUL FOUL			
7	Eli	Mollet	JR St. John's (Minn.)	13.87m	45-06.25	3 2
	13.21m	13.34m 13.72m	13.23m 13.49m	13.87m		
8	Samuel	Moore	Unattached	13.66m	44-09.75	3 1
	13.30m	13.66m 12.92m	FOUL 12.40m	12.40m		
9	Ben	Wieser	Unattached	13.26m	43-06.00	2
	13.26m	11.96m 12.89m	13.13m FOUL	12.70m		
10	Kyle	Peters	SO Wis.-La Crosse	13.12m	43-00.50	2
	13.12m	FOUL FOUL				
11	Brett	Hague	SO St. John's (Minn.)	12.97m	42-06.75	1
	12.65m	12.97m FOUL				
12	Nathan	Gribble	Unattached	12.74m	41-09.75	2
	11.79m	12.45m 12.74m				
13	Jackson	Fischer	FR Gustavus Adolphus	12.67m	41-07.00	2
	11.26m	12.67m 12.56m				
14	Sean	Curran	JR Saint Mary's	12.49m	40-11.75	2
	12.39m	12.49m FOUL				

Mark Miller Invite - 2/18/2022
Hosted by Minnesota State
Myers Fieldhouse, Mankato, MN
Results - Schedule of Events

....Men Shot Put

15	Ethan Welch	FR Wis.-La Crosse	12.44m	40-09.75	2
	FOUL FOUL 12.44m				
16	Maguire Petersen	SO St. John's (Minn.)	12.36m	40-06.75	1
	12.36m 12.29m FOUL				
17	Jack Genereau	FR St. John's (Minn.)	12.32m	40-05.00	1
	12.30m 12.32m FOUL				
18	Zach Stordahl	FR Gustavus Adolphus	12.21m	40-00.75	2
	12.21m 11.16m FOUL				
19	Douglas Grace	SO Wis.-La Crosse	12.12m	39-09.25	1
	11.02m 12.12m 10.94m				
20	Kaleb DeWall	FR St. John's (Minn.)	11.65m	38-02.75	1
	11.65m 11.54m FOUL				
21	Grant Steger	FR St. Scholastica	11.58m	38-00.00	1
	11.58m FOUL FOUL				
22	Max Lelwica	FR St. John's (Minn.)	11.51m	37-09.25	1
	FOUL 10.71m 11.51m				
23	Logan Hennen	FR St. John's (Minn.)	10.22m	33-06.50	1
	FOUL 10.22m FOUL				
--	Joseph Mensen	FR St. John's (Minn.)	FOUL		1
	FOUL FOUL FOUL				
--	Bryce Sitko	JR Wis.-La Crosse	FOUL		2
	FOUL FOUL FOUL				
--	Tommy Kucera	SO Minnesota State	FOUL		3
	FOUL FOUL FOUL				
--	Gavin Rupp	SO St. John's (Minn.)	FOUL		2
	FOUL FOUL FOUL				

Men Weight Throw

Name	Year	School	Finals	H#	Points
1 Nick Hudson	JR	Minnesota State	19.93m	65-04.75	2 10
		18.34m 19.53m 16.97m 19.62m 19.93m FOUL			
2 Carter Aguilera	SO	Minnesota State	19.01m	62-04.50	2 8
		18.26m 19.01m 18.24m 18.28m 18.78m 18.66m			
3 Tommy Kucera	SO	Minnesota State	17.78m	58-04.00	2 6
		17.78m FOUL 17.00m 16.61m 16.87m FOUL			
4 Sean Curran	JR	Saint Mary's	16.91m	55-05.75	2 5
		15.84m 16.26m FOUL 16.91m 16.81m FOUL			
5 Zachary Shaner	FR	Minnesota State	16.70m	54-09.50	2 4
		FOUL 16.70m 16.18m 16.41m 15.78m 16.47m			
6 Aiden Williams	JR	Wis.-La Crosse	16.57m	54-04.50	2 3
		FOUL FOUL 16.25m 16.57m FOUL FOUL			
7 Oliver Anderson	FR	Minnesota State	16.25m	53-03.75	2 2
		14.76m 15.88m 16.13m 15.78m 16.25m FOUL			
8 Joshua Beiswanger	SO	Gustavus Adolphus	15.98m	52-05.25	2 1
		15.98m FOUL FOUL 15.28m 14.79m FOUL			
9 Frankie Bakalars	SR	Saint Mary's	15.85m	52-00.00	2
		15.85m FOUL 15.76m 14.80m 15.51m 15.05m			
10 Eli Mollet	JR	St. John's (Minn.)	15.83m	51-11.25	2
		15.83m FOUL FOUL			
11 Gavin Rupp	SO	St. John's (Minn.)	15.29m	50-02.00	2
		14.77m FOUL 15.29m			

Mark Miller Invite - 2/18/2022
Hosted by Minnesota State
Myers Fieldhouse, Mankato, MN
Results - Schedule of Events

....Men Weight Throw

12 Douglas Grace	SO Wis.-La Crosse	14.79m	48-06.25	1
13.70m 14.75m 14.79m				
13 Jaeden Frost	SO St. John's (Minn.)	14.74m	48-04.50	1
13.91m 13.81m 14.74m				
14 Lucas Doyle	SR Hamline	14.68m	48-02.00	1
14.61m 14.68m FOUL				
15 Brett Hague	SO St. John's (Minn.)	13.84m	45-05.00	1
13.58m FOUL 13.84m				
16 Ben Wieser	Unattached	13.80m	45-03.50	1
13.80m 13.46m 13.67m				
17 Bryce Sitko	JR Wis.-La Crosse	13.78m	45-02.50	1
13.78m 13.44m 13.04m				
18 Nathan Gribble	Unattached	13.73m	45-00.50	1
13.19m FOUL 13.73m				
19 Grant Steger	FR St. Scholastica	13.59m	44-07.00	1
FOUL 13.59m FOUL				
20 Jack Genereau	FR St. John's (Minn.)	13.48m	44-02.75	1
13.12m 13.17m 13.48m				
21 Kyle Peters	SO Wis.-La Crosse	12.77m	41-10.75	1
12.77m FOUL FOUL				
22 Zach Stordahl	FR Gustavus Adolphus	12.17m	39-11.25	1
11.90m 11.78m 12.17m				
23 Joseph Mensen	FR St. John's (Minn.)	12.12m	39-09.25	1
FOUL 12.12m FOUL				
24 Ethan Welch	FR Wis.-La Crosse	11.70m	38-04.75	1
FOUL 11.03m 11.70m				
25 Kaleb DeWall	FR St. John's (Minn.)	11.15m	36-07.00	1
10.73m FOUL 11.15m				
26 Elliot Lee	FR Hamline	11.07m	36-04.00	1
FOUL 11.07m FOUL				
27 Casen Fritz	FR Saint Mary's	10.03m	32-11.00	1
FOUL 8.84m 10.03m				
-- Bedale Naba	SR Minnesota State	FOUL		2
FOUL FOUL FOUL				

=====

Women - Team Rankings - 16 Events Scored

=====

1) Minnesota State	249.50	2) Wis.-La Crosse	173.50
3) St. Cloud State	57	4) Winona State	38
5) Hamline	36	6) Gustavus Adolphus	33
7) St. Scholastica	12	8) Saint Mary's (Minn.)	9

=====

Men - Team Rankings - 16 Events Scored

=====

1) Minnesota State	217.50	2) Wis.-La Crosse	178.50
3) St. John's (Minn.)	60.50	4) Gustavus Adolphus	51
5) St. Scholastica	29	6) Carleton	26
7) Wis.-Superior	16	8) Hamline	15.50
9) Saint Mary's (Minn.)	13		

2022 MIAC Men's Indoor Track & Field Championship Preview

Posted: Feb 23, 2022

BLOOMINGTON, Minn. – The 2022 Minnesota Intercollegiate Athletic Conference (MIAC) Indoor Track & Field Championships are set to begin on Thursday. Eleven men's teams from around the MIAC will compete in the three-day meet held Thursday-Saturday at Carleton College in Northfield, Minn.

| [2022 MIAC Indoor Track & Field Championships](#) | [Video](#)
| [Real-Time Results](#) |

The MIAC Indoor Track & Field Championships begin Thursday with the multi-event competitions. The women's pentathlon starts at 2:00 p.m. with the men's heptathlon beginning 20 minutes later. The heptathlon finishes up Friday morning at 10:00 a.m., with Friday's field events set to start at 4:00 p.m. and track to follow at 4:30 p.m. Saturday's final session starts with 11:45 a.m. field events and 1:00 p.m. track events. Saturday's final set of events - the women's and men's 4x400 relay - will begin at 4:10 p.m.



FOLLOW THE ACTION

Due to space limitations inside the Recreation Center and the large number of teams participating, there will not be spectators allowed at the 2022 Indoor Track & Field Championships, per Carleton College campus policy. [Live video streaming](#) will be provided free of charge.

The MIAC has a [homepage](#) dedicated to the 2022 Indoor Track & Field Championships, complete with [the event schedule](#), entries, heat sheets, and links to follow the action via [webcast](#) and [real-time results](#). Results and recaps of the Championships will be made available throughout the event.

| [CHAMPIONSHIP SCHEDULE](#) | [HEPTATHLON PROGRAM](#) | [MEN'S PERFORMANCE LIST](#) | [MEN'S MEET ENTRIES](#) |

HANDING OUT THE HARDWARE

MIAC championship plaques will be presented to the first-place women's and men's teams at the conclusion of the meet on Saturday afternoon. The conference is guaranteed to crown two new track & field champions this year, as the University of St. Thomas - which departed for NCAA Division I last July - had won all 36 men's indoor championships in conference history, as well as 33 of the 36 women's titles, including 21 in a row from 2000-2020. Concordia College is the only other program to have earned an indoor team championship since the conference began sponsorship of indoor track & field in 1985; the Cobbers won MIAC women's titles in 1988, 1998, and 1999.

The top three individuals in each event and the first-place relay team will automatically earn All-Conference honors, and the 4th-through-6th place finishers in each open event and 2nd-through-6th place relay teams will all be named Honorable Mention.

Individual awards will be voted on by coaches following the meet and will be announced - along with the complete list of All-Conference and honorable mention recipients - next week.

POLL TALK

Concordia is the highest-ranked MIAC men's team in the latest U.S. Track & Field and Cross Country Coaches Association (USTFCCCA) [Track & Field Top 25 Rating Index](#), released on February 22. The Cobbers are ranked 16th in the latest national poll.

The Cobbers also lead all MIAC men's teams in the latest [USTFCCCA North Region Rankings](#), landing at No. 5 in the region in the February 21 balloting. Four MIAC teams are ranked in the top-10, with Concordia at No. 5, Bethel at No. 8, Saint John's at No. 9, and St. Olaf at No. 10.

NATIONAL NOTABLES

Bethel first-year [Jayson Ekiyor](#) (Dayton, Minn. | Providence Academy) ranks 12th in NCAA Division III this season with a 60-meter hurdles time of 8.23.

Bethel senior [Gabe Irons](#) (Lake Mills, Iowa) ranks 12th in NCAA Division III in the shot put and 13th in the weight throw this season. His best shot put distance is 15.75m (51-08.25), while he has topped out at 17.96m (58-11.25) in the weight throw.

Bethel junior [Josh Sampson](#) (Arden Hills, Minn. | Mounds View) ranks 22nd in the 60-meter hurdles this season with a time of 8.27.

Bethel senior [Joel Smith](#) (Shoreview, Minn. | Mounds View) has the 24th-fastest 400-meter time in NCAA Division III this season at 49.80.

Bethel senior [Lukas Walton](#) (Roseville, Minn. | Como Park) has the 12th-best heptathlon score in D-III this year at 4,757.

The Royals' 4x400 relay team of **Jacob Parent** (New Richmond, Wis.), **David Myres** (Clear Lake, Minn. | Becker); **Tyler Sealock** (Plymouth, Minn. | Osseo); and **Joel Smith** (Shoreview, Minn. | Mounds View) has clocked the 16th-fastest time nationally in the event this year at 3:20.74.

Carleton senior **Stephen Lavey** (Cedar Grove, Wis. | Cedar Grove-Belgium) ranks 15th in D-III with a 3000-meter time of 8:20.08 this season.

Concordia sophomore **Cooper Folkestad** (Wadena, Minn. | Wadena-Deer Creek) has the eighth-best shot put distance in Division III this season at 16.37m (53-08.50).

Concordia first-year **Tommy Kern** (Grafton, N.D.) ranks fourth in NCAA Division III in the 400-meter dash with a time of 48.77.

Concordia senior **Jesse Middendorf** (Melrose, Minn.) clocked the 12th-fastest 800-meter time in D-III this season at 1:53.78.

Concordia junior **Wade Rhonemus** (Foley, Minn.) ranks 20th in NCAA Division in the heptathlon this season with a score of 4,520.

Concordia senior **Cal Wright** (Mora, Minn.) has the eighth-fastest 400-meter time in the nation this season at 49.03.

The Cobbers' 4x400 relay team of **Cal Wright** (Mora, Minn.), **Jesse Middendorf** (Melrose, Minn.), **Colin Schuller** (Sioux Falls, S.D. | Lincoln), and **Tommy Kern** (Grafton, N.D.) ranks eighth in NCAA Division III with a time of 3:19.15.

Gustavus' Distance Medley Relay team of **Jack DeGonda** (Stillwater, Minn.), **Tyler Smith** (Norwood Young America, Minn. | Central), **Blake Fuller** (Anoka, Minn.), and **Tucker Wallin** (Red Wing, Minn.) has the 25th best time in D-III this season at 10:31.52.

Hamline first-year **Joshua Thomsen** (North Oaks, Minn. | Mounds View) ranks 12th in Division III for the 60-meter hurdles with a time of 8.23 this season.

Saint John's junior **Eli Mollet** (Jefferson, S.D. | Bishop Heelan Catholic) ranks 17th in Division III for the weight throw with a distance of 17.71m (58-01.25) this season.

Saint John's junior **Maguire Petersen** (Hutchinson, Minn.) has the eighth-best heptathlon score in Division III this season at 4,868. He also ranks 22nd in the high jump with a mark of 2.01m (06-07.00).

Saint John's junior **Michael Wallace** (Nassau, Bahamas | St. Anne's) ranks 25th in Division III for the triple jump this season with a mark of 14.15m (46-05.25).

St. Olaf senior **Nick Edwards** (Boise, Idaho) ranks 23rd in D-III for the heptathlon with a score of 4,492 this season.

St. Olaf first-year **Demetri Lord** (San Antonio, Texas | TMI Episcopal) ranks 21st in D-III for the heptathlon with a score of 4,510 this season.

St. Olaf junior **Stephen Peper** (Chaska, Minn.) has the sixth-best high jump mark in Division III this season with a leap of 2.06m (06-09.00). His heptathlon score of 4,864 ranks ninth in the nation.

DEFENDING THE CROWN

Despite the cancellation of the 2021 conference championships due to COVID-19, a handful of reigning MIAC champions will be back in competition to defend titles won in 2020.

Carleton senior **Ben Santos** (Boulder, Colo.) ran the first leg on the Knights' victorious distance medley relay team in 2020. Carleton won the event in 10:22.11.

Concordia senior **Jesse Middendorf** (Melrose, Minn.) is the defending MIAC champion in both the 600 meters and 800 meters. Middendorf won the 600-meter run in 1:20.41 and crossed the finish line first in the 800 with a finals time of 1:54.94.

The Cobbers' 4x400 relay team of **Cal Wright** (Mora, Minn.), **Hayden Gagnon** (South Haven, Minn. | Kimball), **Munir Isahak** (Fargo, N.D. | South), and **Jesse Middendorf** (Melrose, Minn.) finished the event in 3:21.11 to win in 2020.

Saint John's senior **Ryan Miller** (Maple Grove, Minn. | Totino-Grace) won the 60-meter dash at the 2020 MIAC Championships with a finals time of 6.90.

Saint John's junior **Michael Wallace** (Nassau, Bahamas | St. Anne's) won the triple jump at the 2020 MIAC Championships with a finals mark of 14.39m (47-02.50).

Saint Mary's junior **Garrett Jackson** (West Linn, Ore.) helped the Cardinals to victory in the 4x200 relay in 2020, running the second leg of the race. SMU finished in first place with a time of 1:29.24 in finals.

AROUND THE MIAC

Augsburg junior **Varney Conneh** (Champlin, Minn. | Champlin Park) clocked the MIAC's seventh-fastest 60-meter dash time at the Meet of Hearts on 2/12. Conneh's finished the race in an adjusted time of 7.15, leading all MIAC competitors and placing second overall.

Bethel senior **Gabe Irons** (Lake Mills, Iowa) posted two conference-leading marks at the UW-Stout Quad on 2/11. His weight throw of 17.96m (58-11.25) leads the conference, while his shot put of 15.75m (51-08.25) is second in the MIAC this season.

Carleton senior **Stephen Lavey** (Cedar Grove, Wis. | Cedar Grove-Belgium) leads the MIAC in both the 3000-meter and 5000-meter runs, and ranks eighth in the conference in the mile heading into the 2022 Indoor Championships. Lavey clocked a season-best 5000-meter time of 14:38.34 at the Mark Schuck Open on 1/28 and went on to finish the 3000 meters in 8:20.08 at the Knights' Meet of Hearts on 2/12. He ran the mile in 4:19.27 at the Carleton Tri on 1/21.

Concordia senior **Munir Isahak** (Fargo, N.D. | South) ranks second in the MIAC in three distance events this winter. The 2021 MIAC Men's Cross Country individual medalist ran the 5000 meters in 14:57.37 at the UND Open on 1/28 before clocking in at 8:26.76 in the 3000 meters the following weekend and crossing the finish line in 4:14.52 in the mile at the UND Tune-Up on 2/19. Isahak also ranks eighth in the MIAC in the 1000-meter run after clocking a time of 2:34.65 at the SDSU Indoor Classic on 2/11.

Gustavus first-year **Tyler Smith** (Norwood Young America, Minn. | Central) has clocked a pair of top-10 conference times this season as an individual runner. Smith ranks fourth in the MIAC in the 800 meters thanks to a 1:58.88 finish at the Mark Miller Invite on 2/18, while his 1:24.52 finish at the St. Olaf Quad on 1/28 ranks sixth. Smith also ran on the Gusties' top-ranked DMR squad that finished in 10:31.52 at the Ted Nelson Classic on 2/5, as well as the 4x400 relay team that ranks third in the conference with a time of 3:27.49 set at the same meet.

Hamline senior **Christian Velishek** (New Prague, Minn.) leads the MIAC in the long jump this season with a mark of 6.83m (22-05.00) achieved at the Mark Miller Invite on 2/18. His high jump mark of 1.88m (06-02.00) set at the Carleton Meet of Hearts on 2/12 ranks eighth in the MIAC.

Macalester first-year **Arlo Heitler** (Hastings, N.Y.) has posted a pair of top-10 conference times in his debut season. His 200-meter time of 22.82 achieved at the CSB/SJU Triangular on 1/29 remains the fifth-fastest time in the conference, while the 400-meter time of 50.77 he recorded at the Carleton Meet of Hearts on 2/12 ranks sixth.

Saint John's junior **Kevin Arthur** (Champlin, Minn. | Champlin Park) has the MIAC's top 60-meter dash time heading into the conference meet. Arthur ran a 6.91 at the University of Minnesota's Gopher Classic on 2/5 to finish as the top D-III runner in the field.

Saint Mary's first-year **Aidan Gatz** (Elburn, Ill. | Kaneland) ranks third in the conference among pole vaulters this season, securing his best mark of 4.52m (14-10.00) at the UWRF Winter Classic on 2/5.

St. Olaf sophomore **Ian Curtis** (Missoula, Mont. | Hellgate) has posted top-three MIAC times in both the mile and 3000 meters this season. His 3000-meter time of 8:28.32 set at the Carleton Tri back on 1/21 remains third-fastest in the conference, while his mile mark of 4:16.12 recorded at the Gopher Classic on 2/5 is good for third in the MIAC as well.

St. Scholastica sophomore **Samuel Eben Ebai** (Yaounde, Cameroon | P.S.S. Mankon) holds the top MIAC time in both the 60-meter dash and 200-meter dash and recorded both times at the Saints' first meet of the season back on 12/11. At The CSS Opener, Eben Ebai ran the 60 meters in 6.91 and the 200 meters in 22.47.

FOR THE RECORD

The [MIAC Men's Indoor Track & Field Record Book](#) contains annual Conference championship information and MIAC overall and meet record-holders. The information included in the record book is based on available data and research for additional historical documents is ongoing.

| [2022 MIAC Indoor Track & Field Championships](#) | [Video](#) | [Real-Time Results](#) |

2022 MIAC Women's Indoor Track & Field Championship Preview

Posted: Feb 23, 2022

BLOOMINGTON, Minn. – The 2022 Minnesota Intercollegiate Athletic Conference (MIAC) Indoor Track & Field Championships are set to begin on Thursday. Twelve women's teams from around the MIAC will compete in the three-day meet held Thursday-Saturday at Carleton College in Northfield, Minn.

| [2022 MIAC Indoor Track & Field Championships](#) | [Video](#)
| [Real-Time Results](#) |

The MIAC Indoor Track & Field Championships begin Thursday with the multi-event competitions. The women's pentathlon starts at 2:00 p.m. with the men's heptathlon beginning 20 minutes later. The heptathlon finishes up Friday morning at 10:00 a.m., with Friday's field events set to start at 4:00 p.m. and track to follow at 4:30 p.m. Saturday's final session starts with 11:45 a.m. field events and 1:00 p.m. track events. Saturday's final set of events - the women's and men's 4x400 relay - will begin at 4:10 p.m.



FOLLOW THE ACTION

Due to space limitations inside the Recreation Center and the large number of teams participating, there will not be spectators allowed at the 2022 Indoor Track & Field Championships, per Carleton College campus policy. [Live video streaming](#) will be provided free of charge.

The MIAC has a [homepage](#) dedicated to the 2022 Indoor Track & Field Championships, complete with [the event schedule](#), entries, heat sheets, and links to follow the action via [webcast](#) and [real-time results](#). Results and recaps of the Championships will be made available throughout the event.

| [CHAMPIONSHIP SCHEDULE](#) | [PENTATHLON PROGRAM](#) | [WOMEN'S PERFORMANCE LIST](#) | [WOMEN'S MEET ENTRIES](#) |

HANDING OUT THE HARDWARE

MIAC championship plaques will be presented to the first-place women's and men's teams at the conclusion of the meet on Saturday afternoon. The conference is guaranteed to crown two new indoor track & field champions this year, as the University of St. Thomas - which departed for NCAA Division I last July - had won all 36 men's indoor championships in conference history, as well as 33 of the 36 women's titles, including 21 in a row from 2000-2020. Concordia College is the only other program to have earned an indoor team championship since the conference began sponsorship of indoor track & field in 1985; the Cobbers won MIAC women's titles in 1988, 1998, and 1999.

The top three individuals in each event and the first-place relay team will automatically earn All-Conference honors, and the 4th-through-6th place finishers in each open event and 2nd-through-6th place relay teams will all be named Honorable Mention.

Individual awards will be voted on by coaches following the meet and will be announced - along with the complete list of All-Conference and honorable mention recipients - next week.

POLL TALK

Gustavus is the highest-ranked MIAC women's team in the latest U.S. Track & Field and Cross Country Coaches Association (USTFCCCA) [Track & Field Top 25 Rating Index](#), released on February 22. The Gusties are ranked 17th in the latest national poll, while Saint Benedict came in at No. 21 this week.

Bethel, meanwhile, leads all MIAC women's teams in the latest [USTFCCCA North Region Rankings](#), with the Royals landing at No. 6 in the region in the February 21 balloting. Four MIAC teams are ranked in the top-10, with Bethel at No. 6, Carleton at No. 7, Gustavus at No. 8, and Saint Benedict at No. 10.

NATIONAL NOTABLES

Bethel junior [Jessica Lillard](#) (Prior Lake, Minn.) ranks 23rd in NCAA Division III for the pole vault with a season-best mark of 3.58m (11-09.00).

Bethel sophomore [AnnaGrace Nelson](#) (Cambridge, Minn. | Cambridge-Isanti) ranks 23rd in NCAA Division III for the pentathlon this season with a score of 2,964.

Bethel junior [Kelsie Sealock](#) (Plymouth, Minn. | Osseo) ranks third in NCAA Division III for the 60-meter hurdles with a time of 8.70 this season.

The Royals' 4x400 relay team of **Hannah Sankey** (Plover, Wis. | Stevens Point Area), **Sarah Stellmach** (Mahtomedi, Minn.), **Mikayla Turek** (Orange City, Iowa | Unity Christian), and **Kelsie Sealock** (Plymouth, Minn. | Osseo) boast the nation's eighth-fastest time in the event this season at 3:55.26.

Carleton sophomore **Katherine Geist** (Crookston, Minn.) ranks 23rd in D-III with an 800-meter time of 2:15.89 this season.

Carleton junior runner **Clara Mayfield** (Manhattan, Kan.) ranks among NCAA Division III's top-seven in three events this winter, with the nation's third-fastest 3000-meter time (9:35.77), sixth-fastest mile time (4:53.68), and seventh-fastest 5000-meter time (16:57.86).

Concordia senior **Cayle Hovland** (Willmar, Minn.) ranks 20th in the D-III for the shot put with a season-best distance of 13.16m (43-02.25).

Concordia junior **Allyson Kangas** (Dilworth, Minn. | Park Christian) owns the 16th-best shot put mark in D-III this season at 13.24m (43-05.25).

Concordia sophomore **Peyton Selle** (Dickinson, N.D.) ranks 24th in NCAA Division III for the pentathlon this season with a score of 2,962.

Gustavus senior **Elizabeth Donnelly** (Langley, Wash. | South Whidbey) ranks fourth in Division III in the 800-meter run this season with a time of 2:11.97.

Gustavus sophomore **Birgen Nelson** (Edina, Minn.) has the fastest 60 hurdle time in Division III this season at 8.60.

Gustavus junior **Annika Poe** (Big Lake, Minn.) ranks 12th in Division III for the shot put with a distance of 13.69m (44-11.00).

Hamline senior **Jailyn Robinson** (St. Paul, Minn. | Eagan) has the 18th-best long jump distance in D-III this season at 5.59m (18-04.25).

Hamline senior **Jenneel Rodney** (Mountain Lake, Minn.) ranks 13th in Division III in the weight throw this season with a mark of 17.04m (55-11.00).

Hamline junior **Jen Valley** (Forest Lake, Minn.) ranks 20th in Division III for the long jump with a season-best leap of 5.58m (18.03.75).

Saint Benedict senior **Stephanie Pickthorn** (Cottonwood, Minn. | Lakeview) ranks 25th in D-III for the pentathlon with a score of 2,944 this season.

Saint Benedict sophomore **Fiona Smith** (Dhahran, Saudi Arabia) is second in D-III this season for the 5000-meter run with a time of 16:42.91. Her 3000-meter time ranks fourth at 9:37.36, while her mile time is seventh in D-III at 4:55.30.

St. Olaf senior **Ellen Mickelson** (Coon Rapids, Minn. | Blaine) ranks 10th in Division III for the mile this season with a time of 4:59.76.

DEFENDING THE CROWN

Despite the cancellation of the 2021 conference championships due to COVID-19, a handful of reigning MIAC champions will be back in competition to defend titles won in 2020.

Bethel junior **Kelsie Sealock** (Plymouth, Minn. | Osseo) ran the 60-meter hurdles in 8.78 to win the event at the 2020 MIAC Indoor Championships.

The Royals return three-fourths of the 4x200 relay team that won the conference title in 1:45.32 two years ago. **Hannah Sankey** (Plover, Wis. | Stevens Point Area) opened the race while **Britta Nordberg** (Big Lake, Minn.) followed and **Kelsie Sealock** (Plymouth, Minn. | Osseo) closed.

Bethel also returns half of the 4x400 relay team that won the 2020 championship in a record time of 3:55.37. **Hannah Sankey** (Plover, Wis. | Stevens Point Area) ran the first leg of that race and **Mikayla Turek** (Orange City, Iowa | Unity Christian) ran the third.

Carleton junior runner **Clara Mayfield** (Manhattan, Kan.) won both the 3000-meter and 5000-meter runs at the 2020 MIAC Indoor Championships. Her 3000-meter time was 9:55.92 while her 5000-meter mark was 16:16.38.

Gustavus won the 2020 MIAC championship in the distance medley relay. **Birgen Nelson** (Edina, Minn.) and **Elizabeth Donnelly** (Langley, Wash. | South Whidbey) ran the middle segments to help the Gusties win in 12:37.70.

St. Olaf junior **Annika Muller** (Minnetonka, Minn.) earned the triple jump crown in 2020 with a finals mark of 11.12 (36-05.75).

AROUND THE MIAC

Augsburg sophomore **Brianna Parsons** (Oakdale, Minn. | North St. Paul) clocked in at 8.20 in the 60-meter dash at the Gopher Classic on 2/5. That time ranks 10th in the MIAC heading into this year's conference meet.

Bethel first-year **Sarah Stellmach** (Mahtomedi, Minn.) came away with the MIAC's top 60-meter time this season at the University of Minnesota's Snowshoe Open on 2/18 with a time of 7.87. Stellmach also holds the MIAC's fifth-fastest 200-meter time at 26.81 and ran the second leg of the 4x400 relay that leads the conference at 3:55.26.

Carleton first-year **Nayeli Williams** (Minneapolis, Minn. | Brooklyn Center) has three top-10 MIAC times in her debut season. She ranks third in the 60-meter hurdles thanks to a 9.25 converted time at the Meet of Hearts on 2/12, ninth in the long jump with a mark of 5.13m (16-10.00) - also at the Meet of Hearts - and 10th in the 200-meter dash with a time of 27.30 at the St. Olaf Women's Invitational on 2/18. Her 60-meter time of 8.32 clocked at the Mark Schuck Open on 1/28 ranks 15th in the conference.

Concordia sophomore **Peyton Selle** (Dickinson, N.D.) posted the MIAC's second-best high jump mark this season at the Bison Open on 2/4, clearing a distance of 1.56m (05-01.25). Selle also ranks eighth in the conference in the 60-meter hurdles with a season-best time of 9.53 at the CSB/SJU Invitational on 2/12. Her pentathlon score of 2,962 at the Bison Open remains the second-best in the MIAC this year.

Gustavus sophomore **Birgen Nelson** (Edina, Minn.) leads the MIAC in both the 60-meter hurdles (8.60) and 200-meter dash (25.94) this season. Her 60 hurdles time is the fastest in the nation and 10th-fastest all-time in D-III history. It is also tied for the fastest ever in the MIAC. Nelson also ranks fourth among conference runners in the 400 meters (59.68) and fifth in the 60-meter dash (7.95) this year, in addition to helping the Gusties to the second-fastest 4x400 relay time (4:04.59) in the MIAC this season.

Hamline senior **Alexandra Maddux** (Moorhead, Minn.) has top-10 conference times in five different events heading into the 2022 Indoor Championships. Maddux ranks second in the 600 meters (1:37.23), third in the 800 meters (2:18.31) and 1000 meters (3:00.06), and sixth in the 400 meters (1:00.09) and mile (5:10.16).

Macalester sophomore **Maria Blaesing** (Munster, Ind.) posted the fourth-fastest mile time in the MIAC this season with a 5:05.91 at the Scots' home invite on 2/4. That mark also ranks second in program history. Her 1000-meter time of 3:02.90 at the Carleton Meet of Hearts on 2/12 ranks sixth in the conference.

Saint Benedict sophomore **Fiona Smith** (Dhahran, Saudi Arabia) has top-five conference times in four different events this season. Her MIAC-leading 5000-meter time of 16:42.91 (adjusted) at the SDSU Indoor Classic is a school record, as are her mile time of 4:55.30 and her 3000-meter time of 9:37.36 - both of which rank second in the conference this season. Smith is currently fifth in the MIAC with a 1000-meter time of 3:02.37.

St. Catherine first-year **Madi Genz** (Brainerd, Minn.) ran a season-best time of 8.09 in the 60-meter dash at St. Olaf's Women's Invitational on 2/18. The time ranks eighth in the MIAC this season. Genz has placed among the top six competitors in the event at every meet she has attended this season.

Saint Mary's senior **Sydney Klausler** (Lakeville, Minn. | South) posted a trio of season-best marks at the Mark Miller Invitational on 2/18. Klausler secured the eight-best long jump distance in the conference this season with a mark of 5.17m (16-11.05), as well as the ninth-fastest 200-meter time at 27.29. She clocked in at 8.23 in the 60-meter dash, good for 11th-best in the MIAC heading into the championship meet.

St. Olaf sophomore **Ali Seaton** (Weybridge, Vt. | Middlebury Union) won the 800-meter run in 2:21.59 at the University of Minnesota's Gopher Classic on 2/5. It was her second-straight meet with a personal-best time after clocking in at 3:03.97 in the 1K at the Oles' home quad invite on 1/28. The 800-meter time ranks sixth in the conference, while the 1000-meter time remains seventh.

St. Scholastica senior **Anna Becker** (Buffalo, Minn. | Maple Lake) has a pair of top-10 MIAC throws this season. Her weight throw of 15.72m (51-07.00) at the Mark Miller Invitational on 2/18 ranks fifth in the conference, while her shot put of 11.90m (39-00.50) at the Twin Ports Invite on 1/22 ranks ninth.

FOR THE RECORD

The [MIAC Women's Indoor Track & Field Record Book](#) contains annual Conference championship information and MIAC overall and meet record-holders. The information included in the record book is based on available data and research for additional historical documents is ongoing.

| [2022 MIAC Indoor Track & Field Championships](#) | [Video](#) | [Real-Time Results](#) |

Men's Track ▾



MTRACK
02.26 FINAL



Saint Mary's
MIAC Indoor Champion...



MTRACK
03.05.22



Saint Mary's
Last Chance Meet



MTRACK
03.05.22



Saint
Last C



MEN'S TRACK & FIELD

[Questionnaire](#) [Roster](#) [More +](#)



Leah Rado, Saint Benedict SID

Gatz, Klausler, Curran lead SMU at MIAC

2/25/2022 9:44:00 PM



By: **DONNY NADEAU**, Saint Mary's Sports Information Director | dnadeau@smumn.edu

NORTHFIELD, Minn. — [Aidan Gatz](#) (Elburn, Ill.) certainly made his first-ever appearances in the Minnesota Intercollegiate Athletic Conference Indoor Championships a memorable one

[GAMEDAY PREVIEW](#)

[MEET RESULTS](#)

[MIAC RECAP](#)

Friday evening.

Unfazed by the jitters of his first conference championships appearance, Gatz cleared 4.53 meters to win the indoor conference title in the pole vault — and lead the way for the Saint Mary's University track and field teams at the two-day, indoor season-ending meet at Carleton College.

Gatz's conference title-winning performance was just one of four SMU individuals to post Top 5 performances during the opening day of the two-day evening.

Sydney Klausler (Lakeville, Minn.) got the Cardinal women off and running, posting a second-place leap of 5.34 meters in the long jump, while [Sean Curran](#) (Appleton, Wis.) delivered a third-place toss of 16.92 meters in the weight throw to join Gatz and Klausler as First-Team All-MIAC performers.

[Coleton Strupp](#) (Holmen, Wis.) and [Frankie Bakalars](#) (La Crosse, Wis.) also posted individual Top 5 showings, with Strupp clearing 4.28 meters in the pole vault and Bakalars uncorking a toss of 16.26 meters to finish fifth in the weight throw.

Caroline Gearin (Osceola, Wis.) chipped in a seventh place in the 400, breaking the tape in 1:01.65, while Klausler — along with her second-place effort in the long jump — delivered a time of 7.59 in the 55 to place ninth and Samantha Kubes (New Prague, Minn.) notched a 12th place in the weight throw, posting a mark of 12.82 meters.

[Garrett Jackson](#) (West Linn, Ore.) added a 12th in the 400 (52.32) for the SMU men, while [Dan Cooper](#) (Belle Plaine, Minn.) led a quartet of Cardinals in the men's long jump, placing 10th with a jump of 6.13 meters, followed closely by [Chris Bulwa](#) (Glenview, Ill.) who placed 11th in 6.02 meters. [Antonio Cisewski](#) (Amherst, Wis.) added a 15th in 5.96 meters and Andrew Martin was 19th in 5.54 meters.

In relay action, the women's distance medley team of Emily Kern (Buffalo, Minn.), Abrianna Utgaard (Star Prairie, Wis.), Caroline Gearin (Osceola, Wis.), and Anna Swanson (Osceola, Wis.) placed ninth in 13:42.97, while the men's quartet of [Oliver Adamson](#) (Rochester, Minn.), [Isaiah Brindamour](#) (Hinckley, Minn.), [Brady Johnson](#) (Elburn, Ill.), and [Quinn Steinbrecher](#) (Holmen, Wis.) finished eighth in 10:55.00

The Cardinals return to Northfield, Minn., on Saturday for the second day of the two-day indoor championships. Field events kick off at 11:45 a.m., with running events set to start at 1 p.m.

Related Videos

Records fall on Day 2 of MIAC Indoor Championships

Posted: Feb 25, 2022

NORTHFIELD, Minn. – The 2022 Minnesota Intercollegiate Athletic Conference (MIAC) Indoor Track and Field Championships continued on Friday with the conclusion of the men's heptathlon and an action-packed set of prelims and finals at Carleton College.

After two days of competition, Saint John's leads the men's standings with 102 points while Bethel leads in the women's events with 73 points.

Concordia is currently in second place on the men's side with 65 points, followed by Bethel in third with 56, St. Olaf in fourth with 55, and Carleton in fifth with 50. Saint Mary's and St. Scholastica are tied for sixth with 24 points each, while Gustavus has 19, Hamline has 14, Macalester has 12, and Augsburg has eight.



Saint Benedict trails Bethel for first place by eight points with 65 on the women's side, followed by Carleton in third with 60.5, Gustavus in fourth with 57.5, St. Olaf in fifth with 53, Hamline in sixth with 51, and Concordia in seventh with 36. Macalester and St. Scholastica each have 11, while Saint Mary's has ten and St. Catherine has one.

| [HEPTATHLON RESULTS](#) | [MEN'S RESULTS](#) | [WOMEN'S RESULTS](#) | [CHAMPIONSHIPS HOMEPAGE](#) |

Saint John's junior **Maguire Petersen** logged the first highlight of the day by winning the MIAC heptathlon competition with a program and meet record score of 5,118 points. The previous MIAC Indoor Championship record was set by Gustavus' Cameron Clause at 5,088 points in 2014. The all-time conference record of 5,146 was set by St. Thomas' Maxwell Dunne at the 2014 NCAA Championships. Petersen now holds the fourth-best heptathlon score in NCAA Division III this season. Bethel's **Lukas Walton** placed second in the heptathlon with a program-record score of 4,886, while Concordia's **Wade Rhonemus** placed third with 4,664 points. Petersen, Walton, and Rhonemus each earned All-MIAC distinction for their top-three finishes, while St. Olaf's **Demetri Lord** and **Nick Edwards** joined Saint John's **Logan Henne** as honorable mention by finishing fourth-through-sixth in the event.

Bethel's **Kelsie Sealock** and Gustavus' **Birgen Nelson** brought the fireworks to the women's 55-meter hurdles. Two of the nation's top hurdlers lived to the hype, as both surpassed the previous MIAC record of 8.24, with Nelson clocking in at 8.14 in finals and Sealock setting a new MIAC-best and Division III-leading time of 7.96. Carleton distance runner **Clara Mayfield** was also in the record-breaking mood on Friday, setting a new meet mark in the mile run with a time of 4:52.70. Mayfield also ran the last leg of the Knights' distance medley relay team that set a new MIAC meet record in the event at 12:22.44. **Libby Rowland**, **Ineke Cordova**, and **Amy Kropp** ran the first three legs of the race.

COMPETITION CONTINUES

The 2022 MIAC Indoor Track & Field Championships will conclude on Saturday. The meet's final session starts with 11:45 a.m. field events and 1:00 p.m. track events.

HANDING OUT THE HARDWARE

Saturday's final events - the women's and men's 4x400 relay - begin at 4:10 p.m. and there will be a short awards ceremony following the conclusion of those races to honor the overall team champions for the meet.

The top three individuals in each event and the first-place relay team will automatically earn All-Conference honors, and the 4th-through-6th place finishers in each open event and 2nd-through-6th place relay teams will all be named Honorable Mention.

Individual awards will be voted on by coaches following the meet and will be announced - along with the complete list of All-Conference and honorable mention recipients - next week.

FOLLOW THE ACTION

Due to space limitations inside the Recreation Center and the large number of teams participating, there will not be spectators allowed at the 2022 Indoor Track & Field Championships, per Carleton College campus policy. [Live video streaming](#) will be provided free of charge.

The MIAC has a [homepage](#) dedicated to the 2022 Indoor Track & Field Championships, complete with [the event schedule](#), entries, heat sheets, and links to follow the action via [webcast](#) and [real-time results](#). Results and recaps of the Championships will be made available throughout the event.

| [2022 MIAC Indoor Track & Field Championships](#) | [Video](#) | [Real-Time Results](#) |

2022 MIAC INDOOR TRACK & FIELD TEAM SCORES - DAY 2

MEN'S TEAMS

WOMEN'S TEAMS

Place	Team	Score	Place	Team	Score
1.	Saint John's	102	1.	Bethel	73
2.	Concordia	65	2.	Saint Benedict	65
3.	Bethel	56	3.	Carleton	60.5
4.	St. Olaf	55	4.	Gustavus	57.5
5.	Carleton	50	5.	St. Olaf	53
6.	Saint Mary's	24	6.	Hamline	51
6.	St. Scholastica	24	7.	Concordia	36
8.	Gustavus	19	8.	Macalester	11
9.	Hamline	14	9.	St. Scholastica	11
10.	Macalester	12	10.	Saint Mary's	10
11.	Augsburg	8	11.	St. Catherine	1
			12.	Augsburg	--

2022 MIAC INDOOR TRACK & FIELD ALL-CONFERENCE HONOREES

MEN'S EVENTS

WOMEN'S EVENTS

55-Meter Dash

55-Meter Dash

Place	Name	Year	Institution	Time	Place	Name	Year	Institution	Time
1.	Samuel Eben Ebai	So.	St. Scholastica	00:06.39	1.	Jailyn Robinson	So.	Hamline	00:07.34
2.	Kevin Arthur	So.	Saint John's	00:06.49	2.	Kate Gallagher	So.	Saint Benedict	00:07.37
3.	Varney Conneh	Jr.	Augsburg	00:06.66	3.	Sarah Stellmach	Fy.	Bethel	00:07.39

400-Meter Dash

400-Meter Dash

Place	Name	Year	Institution	Time	Place	Name	Year	Institution	Time
1.	Tommy Kern	Fy.	Concordia	00:49.54	1.	Hannah Sankey	Sr.	Bethel	00:58.79
2.	Cal Wright	Sr.	Concordia	00:49.72	2.	Megan Geraets	Fy.	Gustavus	00:58.95
3.	Jacob Parent	Fy.	Bethel	00:49.82	3.	Mikayla Turek	So.	Bethel	01:00.47

800-Meter Run

800-Meter Run

Place	Name	Year	Institution	Time	Place	Name	Year	Institution	Time
1.	Jesse Middendorf	Sr.	Concordia	01:53.23	1.	Alexandra Maddux	Jr.	Hamline	02:14.07
2.	Ethan Ash	Fy.	Carleton	01:56.31	2.	Elizabeth Donnelly	Jr.	Gustavus	02:14.13
3.	Tommy Allen	Fy.	Saint John's	01:56.45	3.	Katerine Geist	Fy.	Carleton	02:14.72

1-Mile Run

1-Mile Run

Place	Name	Year	Institution	Time	Place	Name	Year	Institution	Time
1.	Calvin Boone	Fy.	St. Scholastica	04:14.28	1.	Clara Mayfield	So.	Carleton	04:52.70#
2.	Lloyd Young	So.	Saint John's	04:15.33	2.	Ellen Mickelson	Sr.	St. Olaf	05:02.85
3.	Reuben Kosche	Jr.	St. Olaf	04:16.10	3.	Maria Blaesing	So.	Macalester	05:03.46

5000-Meter Run

5000-Meter Run

Place	Name	Year	Institution	Time	Place	Name	Year	Institution	Time
1.	Stephen Lavey	Jr.	Carleton	14:31.30	1.	Fiona Smith	So.	Saint Benedict	17:20.20

2.	Munir Isahak	Sr.	Concordia	14:31.91
3.	Will Kelly	Fy.	St. Olaf	14:49.53

55-Meter Hurdles

Place	Name	Year	Institution	Time
1.	Jayson Ekiyor	Fy.	Bethel	00:07.78
2.	David Myres	Fy.	Bethel	00:07.81
3.	Lucas Kramarczuk	So.	St. Olaf	00:07.89

Pole Vault

Place	Name	Year	Institution	Distance
1.	Aidan Gatz	Fy.	Saint Mary's	4.53m (14-10.25)
2.	Shawn Schindler	Jr.	Saint John's	4.43m (14-06.25)
3.	Joseph Charbonneau	Fy.	Saint John's	4.43m (14-06.25)

Long Jump

Place	Name	Year	Institution	Distance
1.	Anthony Marsh	Fy.	Concordia	6.86m (22-06.25)
2.	Alec Ungar	Fy.	Saint John's	6.70m (21-11.75)
3.	Michael Braun	Fy.	Hamline	6.48m (21-03.25)

Weight Throw

Place	Name	Year	Institution	Distance
1.	Gabe Irons	Jr.	Bethel	18.54m (60-10.00)
2.	Eli Mollet	Jr.	Saint John's	18.18m (59-07.75)
3.	Sean Curran	Jr.	Saint Mary's	16.92m (55-06.25)

Distance Medley Relay

Place	Name	Institution	Time
1.	Thomas Nemanich Jorge Hernandez Nathan Clausing Lloyd Young	Saint John's	10:25.88

2.	Sofia Carlson	Fy.	St. Olaf	17:40.29
3.	Alison Bode	Fy.	St. Olaf	17:45.28

55-Meter Hurdles

Place	Name	Year	Institution	Time
1.	Kelsie Sealock	So.	Bethel	00:07.96#
2.	Birgen Nelson	So.	Gustavus	00:08.96#
3.	Rebekah Salfer	Jr.	St. Olaf	00:08.63

High Jump

Place	Name	Year	Institution	Distance
1.	AnnaGrace Nelson	Fy.	Bethel	1.57 (05-01.75)
2.	Justus Floren	Fy.	Saint Benedict	1.54m (05-00.50)
3.	Erin Beer	So.	Gustavus	1.51m (04-11.50)
3.	Olivia Motley	So.	Gustavus	1.51m (04-11.50)
3.	Peyton Selle	So.	Concordia	1.51m (04-11.50)

Long Jump

Place	Name	Year	Institution	Distance
1.	Jailyn Robinson	So.	Hamline	5.41m (17-09.00)
2.	Sydney Klausler	Sr.	Saint Mary's	5.34m (17-06.25)
3.	Jen Valley	So.	Hamline	5.30m (17-04.75)

Weight Throw

Place	Name	Year	Institution	Distance
1.	Jenneel Rodney	Jr.	Hamline	17.49m (57-04.75)
2.	Cayle Hovland	Sr.	Concordia	16.06m (53-07.50)
3.	Maggie Beckmann	Sr.	Saint Benedict	16.06m (52-08.25)

Distance Medley Relay

Place	Name	Institution	Time
1.	Libby Rowland Ineke Cordova Amy Kropp Clara Mayfield	Carleton	12:22.44#

Heptathlon

Place	Name	Year	Institution	Points
1.	Maguire Petersen	So.	Saint John's	5,118#
2.	Lukas Walton	Jr.	Bethel	4,886
3.	Wade Rhonemus	Jr.	Concordia	4,664

Key: #MIAC meet record

Pentathlon

Place	Name	Year	Institution	Points
1.	Peyton Selle	So.	Concordia	3,098
2.	Justus Floren	Fy.	Saint Benedict	3,064
3.	Stephanie Pickthorn	Sr.	Saint Benedict	2,936

Women's Tr ▾



WTRACK
02.26 FINAL

< Saint Mary's
 MIAC Indoor Champion...

+ WTRACK
03.05.22

Saint Mary's
 Last Chance Meet

+ WTRACK
03.05.22

Saint >
 Last C

WOMEN'S TRACK & FIELD

[Questionnaire](#) [Roster](#) [More +](#)



Gearin, Jackson pace SMU during Day 2

2/26/2022 6:45:00 PM



By: **DONNY NADEAU**, Saint Mary's Sports Information Director | dnadeau@smumn.edu

NORTHFIELD, Minn. — Aidan Gatz (Elburn, Ill.) got the Saint Mary's University track and field teams off on the right foot at the Minnesota Intercollegiate Athletic Conference Indoor Championships on Friday.

And [Caroline Gearin](#) (Osceola, Wis.) and Co. picked up right where Gatz left off.

[GAMEDAY PREVIEW](#)

[MEET RESULTS](#)

[MIAC MEN'S RECAP](#)

[MIAC WOMEN'S RECAP](#)

Coming off four Top 5 performance during Friday's opening day of the two-day conference indoor championships, the Cardinals added three more during Day 2 on Saturday — highlighted by Gearin's third-place, 3.32-meter effort in the pole vault.

Gearin also had a hand in one of the Cardinals' other two Top 5 performances, joining [Sydney Klausler](#) (Lakeville, Minn.), [Lilly Maul](#) (Madelia, Minn.), and [Nathalie Freire](#) (Bloomington, Minn.) to stop the clock in 1:51.40 in the 4x200 relay.

The men's 4x200 also posted a fifth-place time, as Garrett Jackson, Oliver Adamson (Rochester, Minn.), Chris Bulwa (Glenview, Ill.), and Isaiah Brindamour (Hinckley, Minn.) teamed for a time of 1:33.33.

The women's 4x400 relay team of [Anna Swanson](#) (Osceola, Wis.), [Nathalie Freire](#) (Bloomington, Minn.), Gearin and Klausler clocked a time of 4:12.82 to finish seventh, with the men's 4x400 — Oliver Adamson (Rochester, Minn.), Chris Bulwa (Glenview, Ill.), Brindamour and Jackson — finished eighth in 3:31.68.

Other Saturday highlights included: Jackson (8th in the 200, 23.25; [Samantha Kubes](#) (New Prague, Minn. / 8th in the shot put, 12.04m); Klausler (10th in the 200, 27.24; Dan Cooper (Belle Plaine, Minn. / 11th in the triple jump, 12.34m); Brindamour (13th in the 600, 1:26.58); Sean Curran (Appleton, Wis / 14th in the shot put, 12.60m); Swanson (16th in the 600, 1:44.51); and [Morgan Wallenda](#) (Fond du Lac, Wis. / 18th in the shot put (10.38m).

02.25.22

Gatz, Klausler, Curran lead SMU at MIAC

02.18.22

Curran, Gearin lead way for Cardinals

02.18.22

T&F: GameDay at Maverick Invitational

02.12.22

Kubes, Gatz lead Cardinals' charge

Johnnies win first-ever MIAC Men's Indoor Track & Field title

Posted: Feb 26, 2022

NORTHFIELD, Minn. – For the first time in program history, the Saint John's University men's track & field team has been crowned champion of the Minnesota Intercollegiate Athletic Conference (MIAC).

The Johnnies scored 185 points to claim the 2022 MIAC Men's Track & Field championship on Saturday afternoon in Northfield. Concordia placed second with 139 points and St. Olaf took third with 106. Bethel tallied 91 points to finish fourth, followed by Carleton in fifth with 75, and Gustavus and St. Scholastica tied for sixth with 43 each. Macalester scored 31 points, Saint Mary's had 30, Hamline posted 25, and Augsburg registered 12.

| [MEN'S FINAL RESULTS](#) | [CHAMPIONSHIPS HOMEPAGE](#) |



Saint John's won its first-ever indoor track & field championship on Saturday.

Concordia first-year runner **Tommy Kern** enjoyed a big Saturday to conclude his conference meet debut. Kern won the MIAC title in the 600 meters with a time of 1:20.31 and helped the Cobbers take conference championships in both the 4x200 (1:29.47) and 4x400 (3:19.86) relays. Concordia placed first in six of nine events on Saturday, while **Elijah Wade** (triple jump) and **Maguire Petersen** (high jump) won two for Saint John's and **Samuel Eben Ebai** won the 200 meters for St. Scholastica.

The top three individuals in each event and the first-place relay team automatically earn All-Conference honors, and the 4th-through 6th-place finishers in each open event and 2nd-through-6th place relay teams will be named Honorable Mention. Saturday's All-Conference performers are listed below, with the Honorable Mention (4-6 individual, 2-6 relay) available in the results.

2022 MIAC MEN'S INDOOR TRACK & FIELD TEAM SCORES - FINAL

Place	Team	Score
1.	Saint John's	185
2.	Concordia	139
3.	St. Olaf	106
4.	Bethel	91
5.	Carleton	75
T6.	Gustavus	43
T6	St. Scholastica	43
8.	Macalester	31
9.	Saint Mary's	30
10.	Hamline	25
11.	Augsburg	12

2022 MIAC MEN'S INDOOR TRACK & FIELD ALL-CONFERENCE HONOREES - SATURDAY

3000-Meter Run

Place	Name	Year	Institution	Time
1.	Munir Isahak	Sr.	Concordia	08:20.48
2.	Reuben Kosche	Jr.	St. Olaf	08:22.08
3.	Ian Curtis	Fy.	St. Olaf	08:23.06

600-Meter Run

Place	Name	Year	Institution	Time
1.	Tommy Kern	Fy.	Concordia	01:20.31
2.	Joel Smith	Jr.	Bethel	01:21.69

3.	Solomon Johnson	Sr.	Concordia	01:24.07
----	-----------------	-----	-----------	----------

1000-Meter Run

Place	Name	Year	Institution	Time
1.	Jesse Middendorf	Sr.	Concordia	02:28.73
2.	Tommy Allen	Fy.	Saint John's	02:29.96
3.	Calvin Boone	Fy.	St. Scholastica	02:30.15

200-Meter Dash

Place	Name	Year	Institution	Time
1.	Samuel Eben Ebai	So.	St. Scholastica	00:22.40
2.	Cal Wright	Sr.	Concordia	00:22.48
3.	Jack Young	Jr.	Saint John's	00:22.73

Triple Jump

Place	Name	Year	Institution	Distance
1.	Elijah Wade	So.	Saint John's	14.05m (46-01.25)
2.	Lucas Kramarczuk	So.	St. Olaf	13.85m (45-05.25)
3.	Michael Wallace	Jr.	Saint John's	13.78m (45-02.50)

High Jump

Place	Name	Year	Institution	Distance
1.	Maguire Petersen	So.	Saint John's	2.04m (06-08.25)
2.	Stephen Peper	Jr.	St. Olaf	2.01m (06-07.00)
3.	Alec Ungar	Fy.	Saint John's	1.91m (06-03.25)

Shot Put

Place	Name	Year	Institution	Distance
1.	Cooper Folkestad	So.	Concordia	15.37m (50-05.25)
2.	Gabe Irons	Jr.	Bethel	15.05m (49-04.50)
3.	Cade Feist	Fy.	St. Olaf	14.43m (47-04.25)

4x200-Meter Relay

Place	Name	Institution	Time
1.	Cal Wright Trevor Tionson Tommy Kern Colin Schuller	Concordia	01:29.47

4x400-Meter Relay

Place	Name	Institution	Time
1.	Colin Schuller Jesse Middendorf Cal Wright Tommy Kern	Concordia	03:19.86

Royals claim first-ever MIAC Women's Indoor Track & Field championship

Posted: Feb 26, 2022

NORTHFIELD, Minn. – For the first time in program history, the Bethel Royals are women's indoor track & field champions of the Minnesota Intercollegiate Athletic Conference (MIAC).

The Royals scored 134.5 points to edge second-place Gustavus for the conference title. The Gusties scored 125.5 points, while Carleton finished with 113.5, and St. Olaf logged 104.5. Saint Benedict placed fifth with 94 points, followed by Hamline with 65, Concordia with 60, Macalester with 36, Saint Mary's with 23, St. Scholastica with 18, and St. Catherine with six.

| [WOMEN'S FINAL RESULTS](#) | [CHAMPIONSHIPS HOMEPAGE](#) |



Bethel won its first-ever MIAC indoor track & field title on Saturday.

The highlight of the day came in the 3000-meter run where Saint Benedict sophomore **Fiona Smith** broke the meet record with a time of 9:34.60. Carleton's **Clara Mayfield** was right behind at 9:36.39, which also surpassed the previous mark of 9:46.75, which had stood for 35 years after being set by Macalester's Julia Kirtland in 1987. Smith and Mayfield now rank Nos. 3 and 4 in the event in all of NCAA Division III this season.

The top three individuals in each event and the first-place relay team automatically earn All-Conference honors, and the 4th-through 6th-place finishers in each open event and 2nd-through-6th place relay teams will be named Honorable Mention. Saturday's All-Conference performers are listed below, with the Honorable Mention (4-6 individual, 2-6 relay) available in the results.

2022 MIAC WOMEN'S INDOOR TRACK & FIELD TEAM SCORES - FINAL

Place	Team	Score
1.	Bethel	134.5
2.	Gustavus	125.5
3.	Carleton	113.5
4.	St. Olaf	104.5
5.	Saint Benedict	94
6.	Hamline	65
7.	Concordia	60
8.	Macalester	36
9.	Saint Mary's	23
10.	St. Scholastica	18
11.	St. Catherine	

2022 MIAC WOMEN'S INDOOR TRACK & FIELD ALL-CONFERENCE HONOREES - SATURDAY

3000-Meter Run

Place	Name	Year	Institution	Time
1.	Fiona Smith	So.	Saint Benedict	09:34.60#
2.	Clara Mayfield	So.	Carleton	09:36.39#
3.	Helen Cross	Fy.	Carleton	10:17.19

600-Meter Run

Place	Name	Year	Institution	Time
1.	Elizabeth Donnelly	Jr.	Gustavus	01:37.72
2.	Annessa Ihde	Fy.	Bethel	01:38.84

3.	Jocelyn Ferguson	Fy.	Carleton	01:39.12
----	------------------	-----	----------	----------

1000-Meter Run

Place	Name	Year	Institution	Time
1.	Katherine Geist	Fy.	Carleton	02:55.97
2.	Alexandra Maddux	Jr.	Hamline	02:59.77
3.	Maria Blaesing	So.	Macalester	03:01.14

200-Meter Dash

Place	Name	Year	Institution	Time
1.	Birgen Nelson	So.	Gustavus	00:25.77
2.	Megan Geraets	Fy.	Gustavus	00:25.79
3.	Sarah Stellmach	Fy.	Bethel	00:26.23

Triple Jump

Place	Name	Year	Institution	Distance
1.	Madi Kes	Fy.	Gustavus	11.33m (37-02.25)
2.	Annika Muller	Jr.	St. Olaf	11.30m (37-01.00)
3.	Journey Amundson	Jr.	Macalester	10.85m (35-07.25)

Pole Vault

Place	Name	Year	Institution	Distance
1.	Hannah Grosse	Sr.	Macalester	3.42m (11-02.50)
2.	Gabrielle Evans	Jr.	Carleton	3.32m (10-10.75)
3.	Caroline Gearin	So.	Saint Mary's	3.32m (10-10.75)

Shot Put

Place	Name	Year	Institution	Distance
1.	Annika Poe	So.	Gustavus	13.80m (45-03.50)
2.	Cayle Hovland	Sr.	Concordia	13.44m (44-01.25)
3.	Emma Roethler	Fy.	Bethel	13.18m (43-03.00)

4x200-Meter Relay

Place	Name	Institution	Time
1.	Sarah Stellmach Kelsie Sealock Britta Nordberg Jireh Babalola	Bethel	01:45.44

4x400-Meter Relay

Place	Name	Institution	Time
1.	Hannah Sankey Britta Nordberg Mikayla Turek Kelsie Sealock	Bethel	03:55.68

MIAC Indoor Championships
Carleton College
Recreation Center - 2/24/2022 to 2/26/2022
Results

Men 55 Meter Dash

Name	Year	School	Seed	Prelims	H#
Preliminaries					
1 Samuel Eben Ebai	SO	St. Scholastica	6.43	6.43Q	2
2 Kevin Arthur	SO	St. Johns	6.43	6.52Q	3
3 Ryan Miller	SR	St. Johns	6.45	6.56Q	1
4 Anthony Marsh	FR	Concordia	6.53	6.57q	1
5 Varney Conneh	JR	Augsburg	6.66	6.63q	2
6 Carson Kiehne	FR	Gustavus	6.60	6.65q	3
7 Nolan Morical	FR	Concordia	6.74	6.69q	3 6.683
8 Dylan Arnold	FR	St. Olaf	6.72	6.69q	2 6.689
9 Colin Conteh	SO	Concordia	6.66	6.73	1 6.723
10 Jack Young	JR	St. Johns	6.66	6.73	3 6.725
11 Isaiah Subah	FR	Gustavus	6.72	6.76	2
12 Nathan Le	FR	Gustavus	6.74	6.77	1 6.768
13 Sean Diedrich	FR	St. Scholastica	6.66	6.77	2 6.770
14 Matthew Skelly	FR	Gustavus	6.80	6.78	1
15 Grant Anderson	SO	Concordia	6.71	6.79	1
16 Taron Busby	SR	Augsburg	6.83	6.80	2
17 Nick Barrett	FR	Gustavus	6.81	6.82	3
18 Hillary Makori	FR	St. Johns	6.85	6.85	3
19 Dawson Schaffer	SO	Concordia	6.86	6.87	3
20 Albert Smith	JR	Bethel	6.85	6.88	1
		6.875 (6.875)			
21 Matt Gish	JR	St. Johns	6.85	6.90	1
22 Tae'Vion Wilkins	FR	Hamline	6.84	6.99	2
23 David Couper	FR	Hamline	6.89	7.11	2
-- Cort Doyle	FR	Bethel	6.72	DQ	3

Men 55 Meter Dash

Name	Year	School	Prelims	Finals	Points
Finals					
1 Samuel Eben Ebai	SO	St. Scholastica	6.43	6.39	10
2 Kevin Arthur	SO	St. Johns	6.52	6.49	8
3 Varney Conneh	JR	Augsburg	6.63	6.66	6
4 Dylan Arnold	FR	St. Olaf	6.69	6.69	5
5 Carson Kiehne	FR	Gustavus	6.65	6.71	4
6 Nolan Morical	FR	Concordia	6.69	6.76	3
7 Anthony Marsh	FR	Concordia	6.57	7.44	2
8 Ryan Miller	SR	St. Johns	6.56	32.68	1

Men 200 Meter Dash

Name	Year	School	Seed	Finals	H#	Points
1 Samuel Eben Ebai	SO	St. Scholastica	22.47	22.40	6	10
2 Cal Wright	SR	Concordia	22.66	22.48	6	8
3 Jack Young	JR	St. Johns	23.11	22.73	4	6
4 Jacob Parent	FR	Bethel	22.70	22.74	6	5
5 Kevin Arthur	SO	St. Johns	22.87	22.76	5	4
6 Arlo Heitler	FR	Macalester	22.82	22.88	5	3
7 Wyatt Quiring	JR	Gustavus	22.88	22.95	5	2

MIAC Indoor Championships
Carleton College
Recreation Center - 2/24/2022 to 2/26/2022
Results

....Men 200 Meter Dash

8	Garrett Jackson	JR Saint Marys	23.02	23.25	4	1
9	Trevor Tiongson	FR Concordia	23.39	23.43	3	
10	Nathan Le	FR Gustavus	23.31	23.74	3	
11	Seth Cattoor	JR St. Johns	23.88	23.75	1	
12	Nolan Morical	FR Concordia	23.46	23.76	2	
13	Sean Diedrich	FR St. Scholastica	23.43	23.82	2	
14	Dawson Schaffer	SO Concordia	23.74	23.86	1	
15	Hayden Gagnon	SR Concordia	24.15	23.88	3	
16	Josh Lee	FR Bethel	23.65	23.92	2	
17	Trokon Karngar	JR Bethel	24.04	24.08	6	
18	Albert Smith	JR Bethel	24.06	24.26	5	
19	Albara Mutleq	SO Concordia	24.15	24.35	2	
20	David Couper	FR Hamline	24.10	24.36	4	

Men 400 Meter Dash

Name	Year School	Seed	Finals	H#	Points
1 Tommy Kern	FR Concordia	48.77	49.54	3	10
23.147 (23.147)	49.539 (26.393)				
2 Cal Wright	SR Concordia	49.03	49.72	3	8
23.458 (23.458)	49.716 (26.258)				
3 Jacob Parent	FR Bethel	49.95	49.82	3	6
23.037 (23.037)	49.811 (26.774)				
4 Joel Smith	JR Bethel	49.80	50.30	3	5
23.209 (23.209)	50.293 (27.084)				
5 Arlo Heitler	FR Macalester	50.77	50.36	2	4
23.934 (23.934)	50.356 (26.422)				
6 Wyatt Quiring	JR Gustavus	50.47	50.60	2	3
23.662 (23.662)	50.600 (26.938)				
7 Tyler Sealock	JR Bethel	51.33	51.07	2	2
24.093 (24.093)	51.064 (26.971)				
8 Brady Labine	JR St. Johns	50.98	51.19	2	1
24.276 (24.276)	51.188 (26.912)				
9 Omavi Collison	JR St. Johns	51.95	51.67	1	
24.874 (24.874)	51.670 (26.797)				
10 Seth Zeitchick	SO Gustavus	51.88	51.76	1	
24.764 (24.764)	51.756 (26.992)				
11 Trevor Tiongson	FR Concordia	52.97	51.92	2	
25.020 (25.020)	51.916 (26.896)				
12 Garrett Jackson	JR Saint Marys	51.64	52.32	1	
24.224 (24.224)	52.315 (28.091)				
13 Hayden Gagnon	SR Concordia	52.50	52.54	3	
24.627 (24.627)	52.538 (27.912)				
14 Jeff Wang	FR Macalester	52.18	52.99	1	
25.097 (25.097)	52.989 (27.892)				
15 Ryan Kinnucan	SR Macalester	52.48	53.08	3	
24.695 (24.695)	53.080 (28.385)				
16 Peter Oviguiian	FR Gustavus	53.46	53.28	1	
25.655 (25.655)	53.275 (27.620)				
17 Yahya Bashir	FR Gustavus	53.46	53.38	1	
25.070 (25.070)	53.371 (28.301)				
18 Dawson Schaffer	SO Concordia	53.46	54.07	2	
25.315 (25.315)	54.070 (28.755)				

MIAC Indoor Championships
Carleton College
Recreation Center - 2/24/2022 to 2/26/2022
Results

Men 600 Meter Run

Name	Year School	Seed	Finals	H#	Points
1 Tommy Kern	FR Concordia	1:21.02	1:20.31	3	10
25.888 (25.888)	52.413 (26.525)	1:20.310 (27.897)			
2 Joel Smith	JR Bethel	1:21.78	1:21.69	3	8
25.653 (25.653)	27.513 (1.860)	1:21.688 (54.175)			
3 Solomon Johnson	SR Concordia	1:25.71	1:24.07	2	6
27.258 (27.258)	54.884 (27.626)	1:24.070 (29.186)			
4 Bridger Rives	JR Carleton	1:25.26	1:24.47	3	5
27.293 (27.293)	55.680 (28.387)	1:24.461 (28.781)			
5 Noah Johnson	JR Gustavus	1:27.28	1:24.88	2	4
27.574 (27.574)	56.019 (28.445)	1:24.877 (28.858)			
6 Derek Douglas	FR St. Scholastica	1:27.01	1:24.96	2	3
27.164 (27.164)	55.468 (28.304)	1:24.957 (29.489)			
7 Brady Labine	JR St. Johns	1:26.12	1:25.07	2	2
27.382 (27.382)	55.984 (28.602)	1:25.070 (29.086)			
8 Tyler Smith	FR Gustavus	1:24.52	1:25.37	3	1
27.279 (27.279)	55.089 (27.810)	1:25.365 (30.276)			
9 Luke Malek	JR St. Olaf	1:24.38	1:25.79	3	
55.410 (55.410)	1:25.786 (30.376)				
10 Jack Marble	SO Gustavus	1:27.32	1:25.91	2	
27.365 (27.365)	55.779 (28.414)	1:25.905 (30.126)			
11 Getinat Asfaw	SO Augsburg	1:27.33	1:26.10	1	
27.633 (27.633)	56.432 (28.799)	1:26.093 (29.661)			
12 Otto Schmidt	FR St. Olaf	1:27.73	1:26.42	1	
27.756 (27.756)	56.742 (28.986)	1:26.412 (29.670)			
13 Isaiah Brindamour	SO Saint Marys	1:28.18	1:26.58	1	
27.940 (27.940)	57.080 (29.140)	1:26.571 (29.491)			
14 Markus Rupnow	FR Gustavus	1:26.60	1:27.33	2	
27.595 (27.595)	56.395 (28.800)	1:27.328 (30.933)			
15 Peter Oviguiian	FR Gustavus	1:28.31	1:27.59	1	
27.881 (27.881)	57.387 (29.506)	1:27.585 (30.198)			
16 Spencer McNall	SR Macalester	1:27.70	1:27.96	1	
27.964 (27.964)	57.629 (29.665)	1:27.951 (30.322)			
17 Justin Kringler	SR Concordia	1:28.24	1:29.58	1	
28.326 (28.326)	58.588 (30.262)	1:29.574 (30.986)			

Men 800 Meter Run

Name	Year School	Seed	Finals	H#	Points
1 Jesse Middendorf	SR Concordia	1:53.78	1:53.23	3	10
27.394 (27.394)	55.400 (28.006)	1:24.318 (28.919)	1:53.226 (28.908)		
2 Ethan Ash	FR Carleton	1:56.62	1:56.31	3	8
28.773 (28.773)	58.165 (29.392)	1:27.938 (29.774)	1:56.310 (28.372)		
3 Tommy Allen	FR St. Johns	1:56.42	1:56.45	3	6
29.167 (29.167)	58.384 (29.217)	1:28.188 (29.804)	1:56.448 (28.261)		
4 Josh Meier	FR Carleton	1:59.32	1:57.87	3	5
29.434 (29.434)	58.912 (29.479)	1:29.115 (30.203)	1:57.866 (28.751)		
5 Alexei Hensel	SO St. Johns	1:59.83	1:57.95	3	4
29.387 (29.387)	59.110 (29.723)	1:29.103 (29.994)	1:57.945 (28.842)		
6 Alistair Pattison	FR Carleton	2:00.23	1:59.77	2	3
28.300 (28.300)	58.886 (30.586)	1:29.925 (31.039)	1:59.762 (29.837)		

MIAC Indoor Championships
Carleton College
Recreation Center - 2/24/2022 to 2/26/2022
Results

....Men 800 Meter Run

7 Tyler Smith	FR Gustavus	1:58.88	1:59.95	3	2
29.261 (29.261)	58.706 (29.445)	1:28.889 (30.184)	1:59.948 (31.059)		
8 Blake Fuller	FR Gustavus	2:00.13	1:59.97	2	1
27.566 (27.566)	58.542 (30.976)	1:29.037 (30.495)	1:59.961 (30.924)		
9 Sakariya Hussien	JR Augsburg	2:01.06	2:00.13	2	
27.797 (27.797)	59.096 (31.299)	1:30.059 (30.964)	2:00.121 (30.062)		
10 Solomon Johnson	SR Concordia	2:02.02	2:00.43	1	
29.569 (29.569)	59.774 (30.205)	1:30.823 (31.049)	2:00.421 (29.598)		
11 Luke Malek	JR St. Olaf	2:00.13	2:00.87	3	
29.526 (29.526)	59.252 (29.726)	1:29.365 (30.113)	2:00.863 (31.498)		
12 Jens Bartel	FR Carleton	2:01.67	2:00.91	2	
59.122 (59.122)	1:30.660 (31.538)	2:00.908 (30.249)			
13 Jackson Marsh	FR St. Olaf	2:00.67	2:01.43	2	
28.357 (28.357)	59.000 (30.643)	1:30.140 (31.140)	2:01.430 (31.290)		
14 Riley Berg	SO St. Johns	2:03.61	2:02.28	1	
29.951 (29.951)	1:00.314 (30.363)	1:31.522 (31.208)	2:02.272 (30.751)		
15 Getinat Asfaw	SO Augsburg	2:03.04	2:02.30	1	
29.417 (29.417)	59.810 (30.393)	1:31.581 (31.771)	2:02.294 (30.714)		
16 Derek Douglas	FR St. Scholastica	2:01.46	2:02.42	2	
28.116 (28.116)	59.327 (31.211)	1:30.932 (31.605)	2:02.414 (31.482)		
17 Will Mattock	SO St. Johns	2:02.37	2:02.62	1	
29.675 (29.675)	1:00.720 (31.045)	1:31.938 (31.218)	2:02.615 (30.677)		
18 Henry Kraatz	FR St. Olaf	2:03.94	2:02.66	1	
29.353 (29.353)	59.636 (30.284)	1:31.331 (31.695)	2:02.653 (31.322)		
19 Nathan Smith	FR Bethel	2:01.31	2:03.20	2	
27.905 (27.905)	58.926 (31.021)	1:30.855 (31.929)	2:03.195 (32.341)		
20 Korrigan Diercks	FR Gustavus	2:02.67	2:03.85	1	
29.196 (29.196)	59.321 (30.126)	1:30.972 (31.651)	2:03.847 (32.876)		
21 Marcus Hansen	FR Gustavus	2:03.74	2:04.25	1	
29.385 (29.385)	1:00.527 (31.142)	1:32.555 (32.028)	2:04.242 (31.687)		

Men 1000 Meter Run

Name	Year School	Seed	Finals	H#	Points
1 Jesse Middendorf	SR Concordia	2:29.09	2:28.73	3	10
28.286 (28.286)	58.098 (29.812)	1:28.411 (30.313)	1:59.069 (30.658)		
2:28.722 (29.653)					
2 Tommy Allen	FR St. Johns	2:32.35	2:29.96	3	8
29.454 (29.454)	1:00.003 (30.549)	1:30.619 (30.616)	2:01.066 (30.447)		
2:29.960 (28.894)					
3 Calvin Boone	FR St. Scholastica	2:29.53	2:30.15	3	6
29.313 (29.313)	58.602 (29.289)	1:28.526 (29.924)	1:59.335 (30.809)		
2:30.145 (30.810)					
4 Ethan Ash	FR Carleton	2:31.06	2:32.49	3	5
29.566 (29.566)	59.504 (29.938)	1:30.680 (31.176)	2:02.038 (31.358)		
2:32.483 (30.445)					
5 Sakariya Hussien	JR Augsburg	2:36.03	2:32.66	3	4
29.132 (29.132)	59.714 (30.582)	1:31.325 (31.611)	2:32.651 (1:01.326)		
6 Alexei Hensel	SO St. Johns	2:33.92	2:33.31	3	3
30.089 (30.089)	1:00.588 (30.499)	1:31.681 (31.093)	2:03.627 (31.946)		
2:33.305 (29.678)					

MIAC Indoor Championships
Carleton College
Recreation Center - 2/24/2022 to 2/26/2022
Results

....Men 1000 Meter Run

7 Ben Perry	JR Carleton	2:35.49	2:33.42	3	2
29.718 (29.718)	1:00.255 (30.537)	1:31.050 (30.795)	2:02.490 (31.440)		
2:33.416 (30.926)					
8 Tucker Wallin	SO Gustavus	2:36.93	2:35.58	2	1
29.911 (29.911)	1:02.104 (32.193)	1:34.519 (32.415)	2:05.669 (31.150)		
2:35.571 (29.902)					
9 Josh Meier	FR Carleton	2:38.96	2:35.66	1	
29.487 (29.487)	1:01.610 (32.123)	1:34.616 (33.006)	2:06.591 (31.975)		
2:35.657 (29.066)					
10 Jonathan Laughlin	JR St. Scholastica	2:39.95	2:35.71	1	
29.712 (29.712)	1:01.834 (32.122)	1:34.866 (33.032)	2:06.152 (31.286)		
2:35.710 (29.558)					
11 Nathan Neu	FR St. Scholastica	2:38.96	2:35.83	1	
29.699 (29.699)	1:02.093 (32.394)	1:34.714 (32.621)	2:05.813 (31.099)		
2:35.823 (30.010)					
12 Kalid Ali	FR Macalester	2:38.76	2:35.96	2	
29.175 (29.175)	59.897 (30.722)	1:32.014 (32.117)	2:35.957 (1:03.943)		
13 Elijah Jones	SO Carleton	2:37.38	2:36.68	2	
30.161 (30.161)	1:02.610 (32.449)	1:34.616 (32.006)	2:06.023 (31.407)		
2:36.676 (30.653)					
14 Jack Degonda	JR Gustavus	2:37.45	2:37.59	2	
1:02.260 (1:02.260)	1:34.841 (32.581)	2:06.555 (31.714)	2:37.583 (31.028)		
15 Brock Adams	FR Macalester	2:38.84	2:38.56	2	
29.784 (29.784)	1:01.860 (32.076)	1:34.223 (32.363)	2:06.759 (32.536)		
2:38.554 (31.795)					
16 Henry Kraatz	FR St. Olaf	2:37.99	2:38.71	2	
30.127 (30.127)	1:02.343 (32.216)	1:34.752 (32.409)	2:06.986 (32.234)		
2:38.708 (31.722)					
17 Henrik Gilbertson	JR St. Olaf	2:36.31	2:38.87	3	
29.539 (29.539)	1:00.291 (30.752)	1:31.209 (30.918)	2:02.856 (31.647)		
2:38.865 (36.009)					
18 Will Mattock	SO St. Johns	2:40.59	2:39.13	1	
30.985 (30.985)	1:02.839 (31.854)	1:36.060 (33.221)	2:08.404 (32.344)		
2:39.124 (30.720)					
19 Jens Bartel	FR Carleton	2:40.10	2:39.21	1	
30.773 (30.773)	1:02.431 (31.658)	1:35.664 (33.233)	2:08.189 (32.525)		
2:39.206 (31.017)					
20 Jackson Marsh	FR St. Olaf	2:38.56	2:39.56	2	
30.325 (30.325)	1:02.423 (32.098)	1:35.203 (32.780)	2:07.844 (32.641)		
2:39.552 (31.708)					
21 Penn Sagedahl	SO St. Olaf	2:39.27	2:39.64	1	
30.007 (30.007)	1:02.334 (32.327)	1:35.462 (33.128)	2:07.914 (32.452)		
2:39.640 (31.726)					
22 Trevor LaVigne	SO Gustavus	2:39.79	2:40.11	1	
30.826 (30.826)	1:02.698 (31.872)	1:36.171 (33.473)	2:09.202 (33.031)		
2:40.107 (30.905)					
23 Noah Massanari	SO St. Olaf	2:37.00	2:40.50	2	
29.994 (29.994)	1:02.250 (32.256)	1:34.967 (32.717)	2:05.045 (30.078)		
2:40.495 (35.450)					
24 Alistair Pattison	FR Carleton	2:39.34	2:41.46	1	
29.893 (29.893)	1:02.162 (32.269)	1:35.280 (33.118)	2:07.925 (32.645)		
2:41.458 (33.533)					

MIAC Indoor Championships
Carleton College
Recreation Center - 2/24/2022 to 2/26/2022
Results

Men 1 Mile Run

Name	Year	School	Seed	Finals	H#	Points
1 Calvin Boone	FR	St. Scholastica	4:17.84	4:14.28	3	10
32.501 (32.501)	1:04.251 (31.750)	1:36.682 (32.432)	2:09.980 (33.298)			
2:41.055 (31.075)	3:12.216 (31.161)	4:14.271 (1:02.055)				
2 Lloyd Young	SO	St. Johns	4:13.79	4:15.33	3	8
32.920 (32.920)	33.948 (1.028)	1:05.046 (31.098)	1:36.866 (31.821)			
2:10.175 (33.309)	2:41.207 (31.032)	3:12.086 (30.879)	4:15.326 (1:03.241)			
3 Reuben Kosche	JR	St. Olaf	4:18.99	4:16.10	3	6
33.741 (33.741)	1:05.378 (31.638)	1:38.034 (32.656)	2:10.042 (32.008)			
2:40.886 (30.844)	3:13.848 (32.962)	4:16.092 (1:02.244)				
4 Ian Curtis	FR	St. Olaf	4:16.12	4:16.67	3	5
33.407 (33.407)	1:04.869 (31.462)	1:37.317 (32.449)	2:10.518 (33.201)			
2:42.153 (31.635)	3:14.319 (32.166)	4:16.664 (1:02.346)				
5 Tucker Wallin	SO	Gustavus	4:22.92	4:17.52	3	4
33.848 (33.848)	1:05.568 (31.721)	1:37.732 (32.164)	2:11.020 (33.288)			
2:42.446 (31.426)	3:14.609 (32.163)	4:17.511 (1:02.902)				
6 Ben Santos	JR	Carleton	4:20.38	4:17.73	3	3
1:04.656 (1:04.656)	1:37.469 (32.814)	2:10.576 (33.107)	2:41.833 (31.257)			
3:13.600 (31.767)	4:17.721 (1:04.121)					
7 Mitchell Grand	SO	St. Johns	4:17.24	4:17.77	3	2
33.068 (33.068)	1:05.010 (31.942)	1:37.070 (32.061)	2:10.305 (33.235)			
2:40.749 (30.444)	3:11.262 (30.513)	4:17.765 (1:06.503)				
8 Noah Massanari	SO	St. Olaf	4:23.97	4:22.43	3	1
1:05.711 (1:05.711)	1:38.219 (32.508)	2:11.248 (33.029)	2:42.920 (31.673)			
4:22.429 (1:39.509)						
9 Dillon Diekmann	JR	St. Johns	4:27.52	4:25.17	2	
1:40.356 (1:40.356)	1:40.555 (0.199)	2:14.747 (34.192)	2:47.651 (32.905)			
2:48.670 (1.019)	3:20.669 (31.999)	3:53.821 (33.152)	4:25.168 (31.348)			
10 Jonathan Laughlin	JR	St. Scholastica	4:24.70	4:25.55	2	
33.040 (33.040)	1:06.150 (33.110)	1:40.052 (33.902)	2:14.380 (34.328)			
2:47.963 (33.583)	3:21.040 (33.077)	3:53.395 (32.356)	4:25.546 (32.151)			
11 Nathan Neu	FR	St. Scholastica	4:30.80	4:25.82	2	
33.346 (33.346)	1:06.480 (33.134)	2:15.038 (1:08.559)	3:21.796 (1:06.758)			
3:54.522 (32.726)	4:25.818 (31.296)	4:25.820 (0.002)				
12 Avery Watts	SO	Carleton	4:31.26	4:26.27	2	
33.866 (33.866)	1:06.954 (33.088)	1:40.732 (33.779)	2:15.154 (34.422)			
2:48.321 (33.167)	3:21.420 (33.100)	3:54.085 (32.665)	4:26.261 (32.176)			
13 Jack Degonda	JR	Gustavus	4:26.95	4:26.59	2	
33.596 (33.596)	1:06.709 (33.113)	2:14.819 (1:08.110)	2:48.130 (33.311)			
3:20.879 (32.749)	3:53.028 (32.150)	4:26.587 (33.559)	4:26.589 (0.003)			
14 Nathan Meyer	JR	St. Johns	4:29.38	4:28.15	2	
34.686 (34.686)	1:07.477 (32.792)	2:15.212 (1:07.735)	2:48.731 (33.519)			
3:22.807 (34.076)	3:55.917 (33.110)	4:28.148 (32.232)	4:28.149 (0.001)			
15 Julian Munoz	SO	St. Olaf	4:28.05	4:28.91	2	
1:06.485 (1:06.485)	1:40.264 (33.780)	1:40.575 (0.311)	2:14.544 (33.969)			
2:47.310 (32.766)	3:20.335 (33.026)	3:53.977 (33.642)	4:28.905 (34.929)			
16 Olaf Coffey	FR	St. Olaf	4:32.19	4:29.56	2	
1:07.140 (1:07.140)	1:40.874 (33.734)	2:15.411 (34.538)	2:48.756 (33.345)			
3:22.429 (33.674)	3:56.140 (33.711)	4:29.558 (33.419)				
17 Trevor LaVigne	SO	Gustavus	4:32.16	4:29.80	2	
34.673 (34.673)	1:07.270 (32.598)	2:15.737 (1:08.467)	2:49.184 (33.447)			
3:22.132 (32.948)	3:55.493 (33.362)	4:29.792 (34.299)				

MIAC Indoor Championships
Carleton College
Recreation Center - 2/24/2022 to 2/26/2022
Results

....Men 1 Mile Run

18 Henry Hinchcliffe	FR Gustavus	4:24.51	4:31.15	3
34.376 (34.376)	1:06.651 (32.275)	1:39.542 (32.891)	2:13.575 (34.033)	
2:47.571 (33.996)	4:31.145 (1:43.574)			
19 Nick Ihrke	FR Macalester	4:34.23	4:31.90	1
36.013 (36.013)	1:09.583 (33.570)	1:44.730 (35.147)	2:18.655 (33.925)	
2:53.093 (34.438)	3:26.940 (33.848)	4:00.909 (33.969)	4:31.892 (30.983)	
20 Anders Narum	JR St. Olaf	4:36.27	4:31.93	1
36.466 (36.466)	1:10.169 (33.703)	1:45.372 (35.204)	2:19.215 (33.843)	
2:52.809 (33.594)	3:25.869 (33.060)	3:58.924 (33.056)	4:31.925 (33.001)	
21 Mateo Useche	SO Macalester	4:37.48	4:33.42	1
36.368 (36.368)	1:10.222 (33.854)	2:19.041 (1:08.820)	2:53.247 (34.206)	
3:27.262 (34.016)	4:01.147 (33.885)	4:33.418 (32.271)		
22 Cole Nowacki	SO Concordia	4:38.31	4:33.86	1
35.245 (35.245)	1:09.381 (34.136)	1:44.503 (35.122)	2:18.812 (34.309)	
2:52.600 (33.789)	3:26.129 (33.529)	3:59.882 (33.754)	4:33.860 (33.978)	
23 Alex Fendig	SO Macalester	4:37.92	4:34.90	1
36.214 (36.214)	1:10.035 (33.821)	1:44.953 (34.918)	2:19.442 (34.490)	
2:53.359 (33.917)	3:27.976 (34.618)	4:01.524 (33.548)	4:34.899 (33.375)	
24 Reece McKee	FR Macalester	4:35.48	4:35.35	1
35.850 (35.850)	36.083 (0.233)	1:09.430 (33.347)	1:44.964 (35.534)	
2:19.316 (34.353)	2:53.592 (34.276)	3:28.039 (34.448)	4:35.348 (1:07.309)	
25 Brock Lawhead	FR St. Olaf	4:34.26	4:37.71	1
1:09.953 (1:09.953)	1:44.529 (34.576)	2:18.826 (34.297)	2:52.730 (33.905)	
3:26.428 (33.698)	4:01.249 (34.822)	4:37.707 (36.458)		
26 Jake Wielgos	FR Gustavus	4:33.94	4:39.31	1
35.706 (35.706)	1:45.152 (1:09.446)	2:19.250 (34.099)	2:53.562 (34.312)	
3:28.279 (34.717)	4:03.709 (35.430)	4:39.302 (35.593)		
27 Gabe Estrada	FR St. Olaf	4:34.73	4:42.12	1
36.664 (36.664)	1:10.358 (33.694)	1:45.510 (35.153)	2:19.917 (34.407)	
2:54.237 (34.320)	3:29.590 (35.353)	4:05.397 (35.808)	4:42.112 (36.715)	

Men 3000 Meter Run

Name	Year School	Seed	Finals	H#	Points
1 Munir Isahak	SR Concordia	8:26.76	8:20.48	2	10
32.826 (32.826)	1:40.033 (1:07.207)	1:45.794 (5.761)	2:15.213 (29.419)		
2:49.516 (34.303)	3:23.779 (34.263)	3:57.707 (33.928)	4:31.651 (33.944)		
5:05.870 (34.219)	5:39.488 (33.618)	6:14.179 (34.691)	6:48.115 (33.936)		
7:21.013 (32.898)	7:51.687 (30.674)	8:20.479 (28.792)			
2 Reuben Kosche	JR St. Olaf	8:28.76	8:22.08	2	8
31.666 (31.666)	1:04.649 (32.983)	1:39.421 (34.772)	2:14.496 (35.075)		
2:48.738 (34.242)	3:22.927 (34.189)	3:56.779 (33.852)	4:30.816 (34.037)		
5:04.808 (33.992)	5:39.048 (34.240)	6:13.757 (34.709)	6:47.577 (33.820)		
7:20.412 (32.835)	7:51.327 (30.915)	8:22.078 (30.751)			
3 Ian Curtis	FR St. Olaf	8:28.32	8:23.06	2	6
31.920 (31.920)	1:04.805 (32.885)	1:39.601 (34.796)	2:14.702 (35.101)		
2:48.997 (34.295)	3:23.226 (34.229)	3:57.023 (33.797)	4:31.073 (34.050)		
5:05.134 (34.061)	5:39.340 (34.206)	6:13.997 (34.657)	6:47.889 (33.892)		
7:20.775 (32.886)	7:51.887 (31.112)	8:23.051 (31.164)			

MIAC Indoor Championships
Carleton College
Recreation Center - 2/24/2022 to 2/26/2022
Results

....Men 3000 Meter Run

4 Stephen Lavey	JR Carleton	8:20.08	8:28.22	2	5
32.610 (32.610)	1:05.320 (32.710)	1:39.809 (34.489)	2:14.910 (35.101)		
2:49.240 (34.330)	3:23.441 (34.201)	3:57.370 (33.929)	4:31.399 (34.029)		
5:05.596 (34.197)	5:39.626 (34.030)	6:14.087 (34.461)	6:48.273 (34.186)		
7:22.185 (33.912)	7:55.201 (33.016)	8:28.213 (33.012)			
5 Mitchell Grand	SO St. Johns	8:41.21	8:33.37	2	4
32.786 (32.786)	1:07.175 (34.389)	1:42.670 (35.495)	2:18.316 (35.646)		
2:53.131 (34.815)	3:28.072 (34.941)	4:02.551 (34.479)	4:36.977 (34.426)		
5:11.095 (34.118)	5:45.263 (34.168)	6:19.999 (34.736)	6:54.470 (34.471)		
7:30.080 (35.610)	8:02.437 (32.357)	8:33.368 (30.931)			
6 Will Kelly	FR St. Olaf	8:42.35	8:35.02	2	3
33.910 (33.910)	1:08.766 (34.856)	1:44.382 (35.616)	2:18.816 (34.434)		
2:53.245 (34.429)	3:27.217 (33.972)	4:02.007 (34.790)	4:36.667 (34.660)		
5:10.724 (34.057)	5:12.060 (1.336)	5:44.818 (32.758)	6:19.709 (34.891)		
6:54.182 (34.473)	7:29.772 (35.590)	8:35.019 (1:05.247)			
7 Ben Santos	JR Carleton	8:39.34	8:40.08	2	2
33.615 (33.615)	1:08.610 (34.995)	1:44.524 (35.914)	2:19.233 (34.709)		
2:53.816 (34.583)	3:28.314 (34.498)	4:03.254 (34.940)	4:38.482 (35.228)		
5:13.144 (34.662)	5:47.947 (34.803)	6:23.874 (35.927)	7:34.598 (1:10.724)		
8:08.815 (34.217)	8:40.073 (31.258)				
8 Chris Melville	FR Carleton	8:54.70	8:40.45	2	1
35.475 (35.475)	1:10.556 (35.081)	1:45.482 (34.926)	2:20.602 (35.120)		
2:55.333 (34.731)	4:04.947 (1:09.614)	5:15.372 (1:10.425)	6:25.321 (1:09.949)		
6:59.603 (34.282)	7:34.316 (34.713)	8:09.276 (34.960)	8:40.446 (31.170)		
9 Adam Nakasaka	JR Carleton	8:43.97	8:40.71	2	
35.183 (35.183)	1:09.891 (34.708)	1:45.256 (35.365)	2:19.942 (34.686)		
2:54.620 (34.678)	3:29.125 (34.505)	4:03.978 (34.853)	4:39.095 (35.117)		
5:14.350 (35.255)	5:50.092 (35.742)	6:25.553 (35.461)	7:00.716 (35.163)		
7:36.022 (35.306)	8:10.222 (34.200)	8:40.710 (30.488)			
10 Henry Bowman	SO Carleton	8:40.35	8:42.96	2	
34.174 (34.174)	1:08.422 (34.248)	1:44.124 (35.702)	2:19.339 (35.215)		
2:54.246 (34.907)	3:29.351 (35.105)	4:04.216 (34.865)	4:38.871 (34.655)		
5:13.950 (35.079)	5:49.722 (35.772)	6:24.837 (35.115)	7:00.306 (35.469)		
7:35.499 (35.193)	8:10.423 (34.924)	8:42.958 (32.535)			
11 Logan Bocovich	SO St. Olaf	8:51.21	8:45.83	2	
34.048 (34.048)	1:08.000 (33.952)	1:43.891 (35.891)	2:17.900 (34.009)		
2:52.733 (34.833)	3:27.091 (34.358)	4:01.935 (34.844)	4:36.416 (34.481)		
5:11.265 (34.849)	5:46.782 (35.517)	6:23.534 (36.752)	7:00.028 (36.494)		
7:36.212 (36.184)	8:11.969 (35.757)	8:45.821 (33.852)			
12 Henry Hinchcliffe	FR Gustavus	8:46.61	8:48.65	2	
33.447 (33.447)	1:07.451 (34.004)	3:27.892 (2:20.441)	4:03.502 (35.610)		
4:38.029 (34.527)	5:13.685 (35.656)	6:24.510 (1:10.825)	7:01.395 (36.885)		
7:37.916 (36.521)	8:14.114 (36.198)	8:48.648 (34.534)			
13 Arne Ellefson-Carnes	SO St. Olaf	8:48.20	8:52.79	2	
35.551 (35.551)	1:10.883 (35.332)	1:42.562 (31.679)	2:20.924 (38.362)		
2:52.951 (32.027)	2:55.761 (2.810)	3:29.996 (34.235)	3:30.828 (0.832)		
4:06.574 (35.746)	4:40.172 (33.598)	4:42.347 (2.175)	5:18.706 (36.359)		
5:50.550 (31.844)	5:55.403 (4.853)	8:52.785 (2:57.382)			
14 Ike Mendel	JR Bethel	8:54.40	8:52.80	2	
1:06.896 (1:06.896)	1:42.322 (35.426)	2:18.354 (36.032)	2:53.371 (35.017)		
3:27.627 (34.256)	4:02.261 (34.634)	4:37.292 (35.031)	5:48.328 (1:11.036)		
6:25.451 (37.123)	7:02.977 (37.526)	7:41.642 (38.665)	8:18.999 (37.357)		
8:52.799 (33.800)					

MIAC Indoor Championships
Carleton College
Recreation Center - 2/24/2022 to 2/26/2022
Results

....Men 3000 Meter Run

15	Joe Lee	FR Concordia	8:52.51	8:53.52	2
	34.880 (34.880)	1:10.211 (35.331)	1:45.088 (34.877)	2:20.233 (35.145)	
	2:55.080 (34.847)	3:29.683 (34.603)	4:04.602 (34.919)	4:39.900 (35.298)	
	5:15.631 (35.731)	5:52.099 (36.468)	6:29.031 (36.932)	7:06.155 (37.124)	
	7:44.123 (37.968)	8:53.515 (1:09.392)			
16	Dillon Diekmann	JR St. Johns	8:59.59	8:55.10	1
	8:55.096 (8:55.096)				
17	Garet Grant	JR Gustavus	8:56.51	8:55.32	1
	8:55.311 (8:55.311)				
18	Eamon Cavanaugh	FR St. Johns	8:58.42	8:55.55	1
	8:55.548 (8:55.548)				
19	Julian Munoz	SO St. Olaf	8:57.25	8:55.64	1
	8:55.639 (8:55.639)				
20	Nathan Meyer	JR St. Johns	9:00.95	8:55.84	1
	8:55.836 (8:55.836)				
21	Thomas Nemanich	SO St. Johns	9:00.69	8:57.48	1
	8:57.475 (8:57.475)				
22	Ben Crotteau	FR Macalester	8:56.35	8:57.62	1
	8:57.613 (8:57.613)				
23	Lucas Schnirring	JR Gustavus	9:03.54	8:58.00	1
	8:57.995 (8:57.995)				
24	Bryce Knutson	JR Gustavus	8:54.99	8:58.56	1
	8:58.553 (8:58.553)				
25	Olaf Coffey	FR St. Olaf	8:58.04	8:58.67	1
	8:58.667 (8:58.667)				
26	Andy Goldsmith	JR St. Johns	9:02.22	8:59.27	1
	8:59.268 (8:59.268)				
27	Aric Brodie	JR Hamline	9:06.18	9:01.78	1
	9:01.777 (9:01.777)				
28	Avery Watts	SO Carleton	8:56.47	9:03.82	1
	9:03.818 (9:03.818)				
29	Nick Ihrke	FR Macalester	9:02.25	9:06.99	1
	9:06.989 (9:06.989)				
30	Aidan St George	SO Bethel	8:59.85	9:19.22	1
	9:19.217 (9:19.217)				

Men 5000 Meter Run

Name	Year School	Seed	Finals	Points
1 Stephen Lavey	JR Carleton	14:38.34	14:31.30	10
14:31.294 (14:31.294)				
2 Munir Isahak	SR Concordia	14:57.37	14:31.91	8
14:31.905 (14:31.905)				
3 Will Kelly	FR St. Olaf	15:35.17	14:49.53	6
14:49.523 (14:49.523)				
4 Henry Bowman	SO Carleton	15:09.31	14:57.03	5
14:57.026 (14:57.026)				
5 Logan Bocovich	SO St. Olaf	15:02.50	14:58.00	4
14:57.996 (14:57.996)				
6 Adam Nakasaka	JR Carleton	15:08.14	14:58.38	3
14:58.372 (14:58.372)				
7 Andrew Skemp	FR St. Olaf	15:13.90	15:06.92	2
15:06.912 (15:06.912)				

MIAC Indoor Championships
Carleton College
Recreation Center - 2/24/2022 to 2/26/2022
Results

....Men 5000 Meter Run

8	Chris Melville	FR Carleton	15:31.10	15:18.74	1
	15:18.740 (15:18.740)				
9	Arne Ellefson-Carnes	SO St. Olaf	15:34.71	15:24.00	
	15:23.997 (15:23.997)				
10	Bryce Knutson	JR Gustavus	15:29.32	15:25.54	
	15:25.533 (15:25.533)				
11	Lucas Schnirring	JR Gustavus	15:39.50	15:26.78	
	15:26.779 (15:26.779)				
12	Joe Lee	FR Concordia	15:48.11	15:28.60	
	15:28.594 (15:28.594)				
13	Kevin Montresor	SO St. Olaf	15:38.82	15:29.08	
	15:29.077 (15:29.077)				
14	Matt Payne	SO Gustavus	15:44.02	15:39.81	
	15:39.808 (15:39.808)				
15	Anders Cote	FR St. Olaf	15:40.62	15:42.83	
	15:42.827 (15:42.827)				
16	Andy Goldsmith	JR St. Johns	15:34.45	15:44.56	
	15:44.553 (15:44.553)				
17	Garet Grant	JR Gustavus	15:44.18	15:48.19	
	15:48.190 (15:48.190)				
18	Eamon Cavanaugh	FR St. Johns	15:51.39	15:52.36	
	15:52.358 (15:52.358)				

Men 55 Meter Hurdles

Name	Year School	Seed	Prelims	H#
Preliminaries				
1 Jayson Ekiyor	FR Bethel	7.65	7.69Q	1
2 Lucas Kramarczuk	SO St. Olaf	7.79	7.91Q	3
3 David Myres	FR Bethel	7.84	7.97Q	2
4 Demetri Lord	FR St. Olaf	7.91	7.93q	1
5 Josh Thomsen	FR Hamline	7.65	7.98q	2
6 Jared Stanke	SO St. Johns	8.10	8.06q	2
7 Lukas Walton	JR Bethel	8.09	8.15q	1
8 Justus White	SO St. Johns	8.22	8.20q	2
9 Zach Angstman	JR Hamline	8.34	8.28	1
10 Brandon Doe	FR Augsburg	8.11	8.40	3
11 Nick Edwards	SR St. Olaf	8.22	8.45	3
12 Logan Hennen	FR St. Johns	8.54	8.48	3
13 Matthew Nissen	FR St. Olaf	8.45	8.49	1
14 Layton Borst	FR St. Olaf	8.65	8.62	2
15 Max Lelwica	FR St. Johns	8.82	8.63	1
16 Josh Lee	FR Bethel	8.55	8.65	3
17 Jackson Bassett	FR St. Olaf	8.80	8.81	1
18 Justin Veimau	SO Macalester	8.99	9.05	2
19 Woody Rian	FR St. Olaf	9.20	9.17	3
20 Dan Magu	FR Bethel	9.26	9.53	3
21 Nick Suchomel	FR Macalester	9.42	9.81	2

MIAC Indoor Championships
Carleton College
Recreation Center - 2/24/2022 to 2/26/2022
Results

Men 55 Meter Hurdles

Name	Year School	Prelims	Finals	Points
Finals				
1 Jayson Ekiyor	FR Bethel	7.69	7.78	10
2 David Myres	FR Bethel	7.97	7.81	8
3 Lucas Kramarczuk	SO St. Olaf	7.91	7.89	6
4 Josh Thomsen	FR Hamline	7.98	7.98	5
5 Demetri Lord	FR St. Olaf	7.93	7.99	4
6 Lukas Walton	JR Bethel	8.15	8.16	3
7 Justus White	SO St. Johns	8.20	8.19	2
8 Jared Stanke	SO St. Johns	8.06	8.24	1

Men 4x200 Meter Relay

School	Seed	Finals	H#	Points
1 Concordia	1:31.25	1:29.47	3	10
1) Cal Wright SR				
2) Trevor Tiongson FR				
3) Tommy Kern FR				
4) Colin Schuller SR				
2 St. Johns	1:32.82	1:30.54	2	8
1) Seth Cattoor JR				
2) Kevin Arthur SO				
3) Jack Young JR				
4) Omavi Collison JR				
3 Gustavus	1:31.54	1:31.69	3	6
1) Peter Oviguian FR				
2) Seth Zeitchick SO				
3) Nathan Le FR				
4) Wyatt Quiring JR				
4 Bethel	1:34.23	1:33.02	1	5
1) Tyler Sealock JR				
2) David Myres FR				
3) Alec Braun FR				
4) Cort Doyle FR				
5 Saint Marys	1:33.33	1:33.33	2	4
1) Oliver Adamson FR				
2) Dan Cooper SO				
3) Antonio Cisewski FR				
4) Garrett Jackson JR				
6 Macalester	1:37.14	1:33.96	2	3
1) Jeff Wang FR				
2) Ryan Kinnucan SR				
3) Johanan Arimi SR				
4) Jacob Kogut FR				
7 St. Olaf	1:39.25	1:34.20	1	2
1) Duncan Forbes JR				
2) Henry Fisher FR				
3) Tyler Gunderson FR				
4) Devin McNearny FR				
8 Hamline	1:34.91	1:35.72	1	1
1) Reece Thomas FR				
2) Ean Chose FR				
3) Tae'Vion Wilkins FR				
4) David Couper FR				
9 Augsburg		1:35.79	2	
10 Carleton	1:36.06	1:38.34	3	
1) Hugh Shanno FR				
2) Liam Kennedy FR				
3) Ethan Cline-Cole FR				
4) Tim Adams FR				

Men 4x400 Meter Relay

School	Seed	Finals	H#	Points
1 Concordia	3:19.15	3:19.86	3	10
1) Colin Schuller SR				
2) Jesse Middendorf SR				
3) Cal Wright SR				
4) Tommy Kern FR				
2 Bethel	3:20.74	3:22.40	3	8
1) Joel Smith JR				
2) Tyler Sealock JR				

MIAC Indoor Championships
Carleton College
Recreation Center - 2/24/2022 to 2/26/2022
Results

....Men 4x400 Meter Relay

3) David Myres FR	4) Jacob Parent FR				
3 Macalester	3:29.82	3:26.56	2	6	
1) Jeff Wang FR	2) Kalid Ali FR				
3) Ryan Kinnucan SR	4) Arlo Heitler FR				
4 St. Johns	3:32.56	3:27.03	2	5	
1) Jorge Hernandez FR	2) Omavi Collison JR				
3) Tommy Allen FR	4) Brady Labine JR				
5 Carleton	3:29.37	3:27.30	3	4	
1) Liam Kennedy FR	2) Bridger Rives JR				
3) Josh Meier FR	4) Ethan Ash FR				
6 Gustavus	3:27.49	3:30.12	3	3	
1) Seth Zeitchick SO	2) Noah Johnson JR				
3) Jack Marble SO	4) Wyatt Quiring JR				
7 St. Olaf	3:33.94	3:31.21	2	2	
1) Tyler Gunderson FR	2) Luke Malek JR				
3) Danny Nichols SO	4) Duncan Forbes JR				
8 Saint Marys	3:39.00	3:31.68	1	1	
1) Oliver Adamson FR	2) Isaiah Brindamour SO				
3) Chris Bulwa FR	4) Garrett Jackson JR				
9 Augsburg	3:40.20	3:32.98	1		
1) Sharrod Longs Jr. FR	2) Getinat Asfaw SO				
3) Sakariya Hussien JR	4) Fritz Landherr JR				
10 Hamline	3:48.68	3:45.09	1		
1) Christian Velishek SR	2) Aric Brodie JR				
3) Ean Chose FR	4) Raul Ortiz FR				
-- St. Scholastica	3:35.46	DQ	2		zone violation
1) Jonathan Laughlin JR	2) Nathan Neu FR				
3) Calvin Boone FR	4) Derek Douglas FR				

Men Distance Medley

School	Seed	Finals	Points
1 St. Johns		10:25.88	10
1) Thomas Nemanich SO	2) Jorge Hernandez FR		
3) Nathan Clausing SO	4) Lloyd Young SO		
2 Carleton		10:27.23	8
1) Ben Perry JR	2) Bridger Rives JR		
3) Elijah Jones SO	4) Ben Santos JR		
3 St. Olaf		10:31.88	6
1) Henrik Gilbertson JR	2) Duncan Forbes JR		
3) Penn Sagedahl SO	4) Noah Massanari SO		
4 Gustavus	10:31.52	10:32.58	5
1) Jack Degonda JR	2) Seth Zeitchick SO		
3) Markus Rupnow FR	4) Tucker Wallin SO		
5 St. Scholastica		10:40.46	4
1) Jonathan Laughlin JR	2) Derek Douglas FR		
3) Nathan Neu FR	4) Calvin Boone FR		
6 Macalester		10:48.23	3
1) Brock Adams FR	2) Spencer McNall SR		
3) Kalid Ali FR	4) Ben Crotteau FR		
7 Augsburg		10:55.42	2
1) Getinat Asfaw SO	2) Fritz Landherr JR		
3) Bereket Wondimu SO	4) Sakariya Hussien JR		

MIAC Indoor Championships
Carleton College
Recreation Center - 2/24/2022 to 2/26/2022
Results

....Men Distance Medley

8	Bethel		10:57.26	1
	1) Grant Graber FR	2) Trokon Karngar JR		
	3) Gabe Kuecker FR	4) Noah Meissner FR		
9	Concordia		11:00.66	
	1) Cole Nowacki SO	2) Albara Mutleq SO		
	3) Tanner Olson JR	4) Nolan Christenson SR		
10	Saint Marys		11:21.56	
	1) Isaiah Brindamour SO	2) Oliver Adamson FR		
	3) Brady Johnson FR	4) Quinn Steinbrecher SO		
11	Hamline		11:27.75	
	1) William Saari FR	2) Raul Ortiz FR		
	3) Connor Artner FR	4) Michael Kurtz FR		

Men High Jump

Name	Year	School	Seed	Finals	Points
1 Maguire Petersen	SO	St. Johns	2.01m	2.04m	6-08.25 10
1.71 1.76 1.81 1.86 1.91 1.96 2.01 2.04 2.07					
P P P P O XXO XXO O XXX					
2 Stephen Peper	JR	St. Olaf	2.06m	2.01m	6-07.00 8
1.71 1.76 1.81 1.86 1.91 1.96 2.01 2.04 2.07					
P P P P O O XXO XP XX					
3 Alec Ungar	FR	St. Johns	1.96m	1.91m	6-03.25 6
1.71 1.76 1.81 1.86 1.91 1.96					
P P O O O XXX					
4 Sam Rademacher	JR	St. Johns	1.88m	J1.91m	6-03.25 5
1.71 1.76 1.81 1.86 1.91 1.96					
P O XO O O XXX					
5 Cole Matetich	FR	Gustavus	1.90m	J1.91m	6-03.25 4
1.71 1.76 1.81 1.86 1.91 1.96					
P O O XO XXO XXX					
6 Christian Velishek	SR	Hamline	1.88m	1.86m	6-01.25 2.50
1.71 1.76 1.81 1.86 1.91					
P P O O XXX					
6 Michael Braun	FR	Hamline	1.88m	1.86m	6-01.25 2.50
1.71 1.76 1.81 1.86 1.91					
P P O O XXX					
8 Aravindh Subramanian	SO	Carleton	1.86m	J1.86m	6-01.25 1
1.71 1.76 1.81 1.86 1.91					
P O O XO XXX					
9 Danny Bies	FR	Gustavus	1.90m	1.81m	5-11.25
1.71 1.76 1.81 1.86					
O O O XXX					
10 Justus White	SO	St. Johns	1.76m	J1.81m	5-11.25
1.71 1.76 1.81 1.86					
O XO XO XXX					
11 Alec Braun	FR	Bethel	1.88m	J1.81m	5-11.25
1.71 1.76 1.81 1.86					
O P XXO XXX					
12 Nick Edwards	SR	St. Olaf	1.80m	1.71m	5-07.25
1.71 1.76					
O XXX					

MIAC Indoor Championships
Carleton College
Recreation Center - 2/24/2022 to 2/26/2022
Results

....Men High Jump

13	Logan Sullivan	FR Gustavus	1.71m	J1.71m	5-07.25
	1.71 1.76				
	XO XXX				
--	Andrew Cogley	FR St. Olaf	1.71m	NH	
	1.71				
	XXX				
--	Woody Rian	FR St. Olaf	1.73m	NH	
	1.71				
	XXX				

Men Pole Vault

Name	Year School	Seed	Finals	Points
1 Aidan Gatz	FR Saint Marys	4.52m	4.53m 14-10.25	10
3.68 3.83 3.98 4.13 4.28 4.43 4.53 4.63				
P P P O O O O XXX				
2 Shawn Schindler	JR St. Johns	4.67m	4.43m 14-06.25	8
3.68 3.83 3.98 4.13 4.28 4.43 4.53				
P P P P O O XXX				
3 Joseph Charbonneau	FR St. Johns	4.39m	J4.43m 14-06.25	6
3.68 3.83 3.98 4.13 4.28 4.43 4.53				
P P P O XO XO XXX				
4 Joseph Stauffer	SO St. Johns	4.27m	4.28m 14-00.50	4
3.68 3.83 3.98 4.13 4.28 4.43				
P P O O O XXX				
4 Coleton Strupp	JR Saint Marys	4.38m	4.28m 14-00.50	4
3.68 3.83 3.98 4.13 4.28 4.43				
P P P P O XXX				
4 Owen Schuster	JR Carleton	4.46m	4.28m 14-00.50	4
3.68 3.83 3.98 4.13 4.28 4.43				
P P O O O XXX				
7 Wade Rhonemus	JR Concordia	4.30m	J4.28m 14-00.50	2
3.68 3.83 3.98 4.13 4.28 4.43				
P P P O XO XXX				
8 Samuel Gardeen	FR Bethel	4.19m	4.13m 13-06.50	1
3.68 3.83 3.98 4.13 4.28				
P O O O XXX				
9 Dylan Arnold	FR St. Olaf	4.57m	3.98m 13-00.75	
3.68 3.83 3.98 4.13 4.28				
P P O PXX X				
10 Mason DeGross	SO St. Johns	3.97m	J3.98m 13-00.75	
3.68 3.83 3.98 4.13				
XXO XO O XXX				
11 Max Doom	FR St. Johns	4.07m	J3.98m 13-00.75	
3.68 3.83 3.98 4.13				
O XO XO XXX				
12 Rayan Elahi	FR St. Olaf	4.16m	J3.98m 13-00.75	
3.68 3.83 3.98 4.13				
O O XXO XXX				
13 Daniel Eickhoff	FR St. Johns	3.97m	3.83m 12-06.75	
3.68 3.83 3.98				
O XXO XXX				

MIAC Indoor Championships
Carleton College
Recreation Center - 2/24/2022 to 2/26/2022
Results

....Men Pole Vault

14	Tim Adams	FR Carleton	3.86m	3.68m	12-00.75
	3.68 3.83				
	O XXX				
14	Erik Ault	FR Concordia	3.90m	3.68m	12-00.75
	3.68 3.83				
	O XXX				
16	Layton Borst	FR St. Olaf	4.16m	J3.68m	12-00.75
	3.68 3.83				
	XXO XXX				
--	Josh Lynch	FR Hamline	4.45m	NH	
	3.68 3.83 3.98 4.13				
	P P P XXX				
--	Zach Paustian	SR Concordia	3.89m	NH	
	3.68				
	X				

Men Long Jump

Name	Year	School	Seed	Finals	H#	Points
1 Anthony Marsh	FR	Concordia	6.72m	6.86m	22-06.25	2 10
		6.75m 6.86m 6.73m FOUL 6.72m PASS				
2 Alec Ungar	FR	St. Johns	6.69m	6.70m	21-11.75	1 8
		6.21m 6.49m FOUL 6.48m 6.53m 6.70m				
3 Michael Braun	FR	Hamline	6.32m	6.48m	21-03.25	2 6
		FOUL 6.45m 6.48m 6.45m FOUL FOUL				
4 Johanan Arimi	SR	Macalester	6.25m	6.45m	21-02.00	2 5
		6.43m 6.45m 6.44m 6.36m 6.41m 6.42m				
5 Michael Wallace	JR	St. Johns	6.19m	6.42m	21-00.75	2 4
		6.17m 6.22m 6.42m 6.12m FOUL 6.28m				
6 Thomas Amberg	JR	Hamline	6.15m	6.33m	20-09.25	2 3
		FOUL 6.05m 6.33m 6.09m FOUL FOUL				
7 Sean Bjork	JR	Bethel	6.23m	6.25m	20-06.25	1 2
		6.21m 6.23m 6.25m FOUL 5.82m 5.61m				
8 Nolan Valdez	FR	Concordia	6.37m	6.21m	20-04.50	1 1
		6.15m 5.82m 5.94m FOUL 6.21m 6.14m				
9 Anthony Thurk	FR	St. Johns	6.31m	6.14m	20-01.75	1
		5.72m 6.14m FOUL 5.71m 5.74m 5.68m				
10 Dan Cooper	SO	Saint Marys	6.21m	6.13m	20-01.50	2
		5.90m 6.13m 5.83m				
11 Chris Bulwa	FR	Saint Marys	6.08m	6.02m	19-09.00	1
		FOUL FOUL 6.02m				
12 Christian Velishek	SR	Hamline	6.83m	6.01m	19-08.75	2
		FOUL 6.01m FOUL				
13 Weston Stroschein	FR	St. Scholastica	5.88m	6.00m	19-08.25	2
		6.00m 5.97m 5.19m				
14 Isaiah Subah	FR	Gustavus	6.65m	5.97m	19-07.00	1
		5.97m FOUL FOUL				
15 Antonio Cisewski	FR	Saint Marys	6.22m	5.96m	19-06.75	1
		FOUL 5.96m 5.96m				
16 Josh Charlton	FR	St. Olaf	6.33m	5.87m	19-03.25	1
		FOUL 5.87m FOUL				
17 Demetri Lord	FR	St. Olaf	6.24m	5.73m	18-09.75	1
		5.73m 5.60m 5.61m				

MIAC Indoor Championships
Carleton College
Recreation Center - 2/24/2022 to 2/26/2022
Results

....Men Long Jump

18 Cade Downey	FR Bethel	6.13m	5.59m	18-04.25	1
FOUL 5.59m FOUL					
19 Andrew Martin	JR Saint Marys	6.14m	5.54m	18-02.25	2
5.47m 5.47m 5.54m					

Men Triple Jump

Name	Year School	Seed	Finals	H#	Points
1 Elijah Wade	SO St. Johns	13.67m	14.05m	46-01.25	1 10
13.42m 13.27m 13.15m 13.64m 14.05m FOUL					
2 Lucas Kramarczuk	SO St. Olaf	13.47m	13.85m	45-05.25	2 8
13.20m 13.08m 12.96m 13.44m 13.53m 13.85m					
3 Michael Wallace	JR St. Johns	14.15m	13.78m	45-02.50	2 6
13.17m FOUL 13.40m 13.56m 13.78m 13.49m					
4 Michael Braun	FR Hamline	13.22m	13.35m	43-09.75	2 5
12.82m 13.11m 13.25m 13.19m 13.35m FOUL					
5 Johanan Arimi	SR Macalester	13.00m	13.17m	43-02.50	1 4
13.12m FOUL FOUL 12.80m FOUL 13.17m					
6 Riley Hodin	FR Macalester	12.95m	13.13m	43-01.00	1 3
12.71m 13.13m 13.10m 12.67m 11.24m 13.12m					
7 Sean Souksavath	SO St. Olaf	12.95m	12.87m	42-02.75	2 2
FOUL 12.82m 12.87m PASS PASS FOUL					
8 Harrison Nistler	FR Bethel	12.90m	12.85m	42-02.00	2 1
12.69m 12.64m 12.52m 11.74m 12.85m 12.72m					
9 Nolan Valdez	FR Concordia	13.11m	12.48m	40-11.50	1
FOUL FOUL 12.48m PASS PASS PASS					
10 Anthony Thurk	FR St. Johns	13.18m	12.35m	40-06.25	1
12.35m 12.35m 11.90m					
11 Dan Cooper	SO Saint Marys	13.37m	12.34m	40-06.00	1
FOUL 12.33m 12.34m					
12 Alex Crnkovich	SO St. Johns	12.33m	12.29m	40-04.00	1
FOUL FOUL 12.29m					
13 Thomas Amberg	JR Hamline	12.95m	12.10m	39-08.50	2
FOUL FOUL 12.10m					
14 Andrew Cogley	FR St. Olaf	12.11m	12.09m	39-08.00	2
FOUL FOUL 12.09m					
15 Ethan Cline-Cole	FR Carleton	12.00m	11.79m	38-08.25	2
11.79m 11.41m 11.72m					
16 Gabe Thompson	FR Concordia	12.01m	11.78m	38-07.75	1
11.59m 11.75m 11.78m					
17 Cade Wallin	FR Gustavus	12.51m	J11.78m	38-07.75	2
11.78m 11.49m 11.59m					
18 Nathan Le	FR Gustavus	12.37m	11.34m	37-02.50	1
FOUL 11.34m FOUL					

Men Shot Put

Name	Year School	Seed	Finals	H#	Points
1 Cooper Folkestad	SO Concordia	16.37m	15.37m	50-05.25	2 10
15.37m FOUL 15.37m FOUL 14.64m FOUL					
2 Gabe Irons	JR Bethel	15.75m	15.05m	49-04.50	2 8
13.55m 15.05m 14.78m 14.29m 14.39m 13.53m					

MIAC Indoor Championships
Carleton College
Recreation Center - 2/24/2022 to 2/26/2022
Results

....Men Shot Put

3	Cade Feist			FR St. Olaf	13.33m	14.43m	47-04.25	1	6
	12.38m	12.85m	FOUL	13.91m 13.40m 14.43m					
4	Aengus White			JR St. Olaf	14.43m	14.39m	47-02.50	2	5
	13.50m	14.05m	14.01m	14.29m 14.39m 13.53m					
5	Jaeden Frost			SO St. Johns	14.26m	14.37m	47-01.75	2	4
	13.60m	14.18m	14.37m	14.19m 14.20m 14.24m					
6	Jackson Fischer			FR Gustavus	13.13m	14.00m	45-11.25	1	3
	14.00m	13.33m	FOUL	12.18m 11.47m 13.00m					
7	Eli Mollet			JR St. Johns	14.38m	13.96m	45-09.75	2	2
	13.96m	13.55m	FOUL	13.90m 13.54m FOUL					
8	Andrew Mollison			FR St. Olaf	14.16m	13.86m	45-05.75	2	1
	13.51m	13.79m	13.86m	13.67m FOUL FOUL					
9	Andrew Bradley			JR Gustavus	14.43m	13.54m	44-05.25	2	
	13.51m	12.79m	FOUL	12.80m FOUL 13.54m					
10	Brett Hague			SO St. Johns	12.97m	13.50m	44-03.50	1	
	13.50m	12.83m	12.97m						
11	Trevor Christensen			FR St. Olaf	13.00m	13.20m	43-03.75	1	
	12.95m	13.20m	13.14m						
12	Gavin Rupp			SO St. Johns	13.95m	12.85m	42-02.00	2	
	FOUL	FOUL	12.85m						
13	Hunter Tanem			FR Bethel	13.09m	12.84m	42-01.50	1	
	12.19m	12.76m	12.84m						
14	Sean Curran			JR Saint Marys	13.24m	12.60m	41-04.25	1	
	12.04m	12.60m	12.10m						
15	Jake Kerzman			SR Concordia	13.03m	12.55m	41-02.25	1	
	11.50m	12.55m	FOUL						
16	Zach Stordahl			FR Gustavus	13.53m	12.28m	40-03.50	2	
	11.36m	12.26m	12.28m						
17	Evan Larsen			FR Bethel	13.86m	11.83m	38-09.75	2	
	FOUL	FOUL	11.83m						
18	Max Menache			FR Macalester	12.23m	11.26m	36-11.50	1	
	FOUL	10.79m	11.26m						
19	Grant Steger			FR St. Scholastica	12.53m	11.13m	36-06.25	1	
	10.87m	FOUL	11.13m						

Men Weight Throw

=====									
Name	Year School			Seed	Finals	H# Points			
=====									
1	Gabe Irons			JR Bethel	17.96m	18.54m	60-10.00	2	10
	16.36m	18.54m	18.38m	16.96m FOUL FOUL					
2	Eli Mollet			JR St. Johns	17.71m	18.18m	59-07.75	2	8
	16.14m	18.18m	17.38m	17.32m 17.17m 17.02m					
3	Sean Curran			JR Saint Marys	16.91m	16.92m	55-06.25	2	6
	16.86m	FOUL	16.49m	16.50m 16.92m 16.28m					
4	Gavin Rupp			SO St. Johns	16.79m	16.28m	53-05.00	2	5
	15.26m	15.64m	FOUL	16.07m FOUL 16.28m					
5	Frankie Bakalars			SR Saint Marys	15.92m	16.26m	53-04.25	2	4
	14.87m	15.31m	16.26m	FOUL FOUL 15.88m					
6	Cooper Folkestad			SO Concordia	16.03m	15.97m	52-04.75	2	3
	15.91m	15.97m	FOUL	FOUL 15.00m FOUL					
7	Jake Kerzman			SR Concordia	16.99m	15.61m	51-02.75	2	2
	FOUL	15.61m	FOUL	15.22m 14.41m FOUL					

MIAC Indoor Championships
Carleton College
Recreation Center - 2/24/2022 to 2/26/2022
Results

....Men Weight Throw

8	Jaeden Frost	SO St. Johns	15.54m	15.42m	50-07.25	2	1
	FOUL 13.57m 15.42m 14.59m FOUL FOUL						
9	Joshua Beiswanger	SO Gustavus	16.30m	15.38m	50-05.50	2	
	FOUL 15.04m FOUL 15.19m 14.71m 15.38m						
10	Brett Hague	SO St. Johns	14.10m	14.99m	49-02.25	1	
	14.99m 14.31m 14.07m						
11	Lucas Doyle	SR Hamline	15.35m	14.69m	48-02.50	2	
	FOUL 14.69m FOUL						
12	Evan Larsen	FR Bethel	13.79m	14.04m	46-00.75	1	
	14.04m 13.85m 12.97m						
13	Jack Genereau	FR St. Johns	14.77m	13.91m	45-07.75	1	
	13.91m 13.11m FOUL						
14	Hunter Tanem	FR Bethel	14.28m	13.82m	45-04.25	1	
	FOUL 13.82m 13.34m						
15	Joseph Mensen	FR St. Johns	13.84m	13.41m	44-00.00	1	
	FOUL 13.41m FOUL						
16	Max Menache	FR Macalester	13.33m	13.17m	43-02.50	1	
	FOUL 13.17m FOUL						
17	Zach Stordahl	FR Gustavus	12.88m	12.97m	42-06.75	1	
	12.31m 12.97m 12.51m						
18	Grant Steger	FR St. Scholastica	13.59m	11.93m	39-01.75	1	
	FOUL FOUL 11.93m						
19	Trevor Christensen	FR St. Olaf	14.84m	11.88m	38-11.75	1	
	11.88m FOUL FOUL						
20	Christopher Jacklen	FR St. Scholastica	13.98m	11.78m	38-07.75	1	
	11.78m FOUL FOUL						

Heptathlon: #1 Men 55 Meter Dash Heptathlon

Name	Year School	Finals	H#	Points
1 Demetri Lord	FR St. Olaf	6.63	3	837
2 Maguire Petersen	SO St. Johns	6.63	3	837
3 Stephen Peper	JR St. Olaf	6.83	3	765
4 Brandon Kallstrom	FR Bethel	6.84	3	762
5 Nick Edwards	SR St. Olaf	6.86	3	755
6 Abe Schegel	JR Bethel	6.89	3	742
7 Wade Rhonemus	JR Concordia	6.92	2	732
8 Zach Paustian	SR Concordia	6.96	2	719
9 Lukas Walton	JR Bethel	6.97	2	716
10 Layton Borst	FR St. Olaf	6.97	2	716
11 Trevor Wellman	FR Bethel	6.98	2	713
12 Logan Hennen	FR St. Johns	7.07	1	681
13 Woody Rian	FR St. Olaf	7.22	1	631
14 Micah Smith	JR Bethel	7.25	1	622
15 Caleb Meeker	FR Bethel	7.29	1	607
16 Max Lelwica	FR St. Johns	7.37	1	583

Heptathlon: #7 Men 1000 Meter Run Heptathlon

Name	Year School	Finals	Points
1 Lukas Walton	JR Bethel	2:44.19	827
	31.805 (31.805) 1:06.691 (34.886) 2:12.834 (1:06.143) 2:44.187 (31.354)		

MIAC Indoor Championships
Carleton College
Recreation Center - 2/24/2022 to 2/26/2022
Results

....Heptathlon: #7 Men 1000 Meter Run Heptathlon

2	Wade Rhonemus	JR Concordia	2:53.55	729
	32.538 (32.538)	1:08.287 (35.749)	1:08.501 (0.214)	2:20.177 (1:11.676)
	2:53.542 (33.366)			
3	Micah Smith	JR Bethel	2:53.77	727
	32.638 (32.638)	2:53.764 (2:21.127)		
4	Caleb Meeker	FR Bethel	2:56.32	701
	32.924 (32.924)	2:22.906 (1:49.982)	2:56.312 (33.406)	
5	Abe Schegel	JR Bethel	2:58.59	678
	34.668 (34.668)	1:49.576 (1:14.908)	2:27.081 (37.506)	2:58.586 (31.505)
6	Nick Edwards	SR St. Olaf	2:58.72	677
	32.457 (32.457)	1:08.667 (36.211)	1:50.616 (41.949)	2:23.232 (32.617)
	2:58.713 (35.481)			
7	Maguire Petersen	SO St. Johns	2:59.09	673
	33.140 (33.140)	2:59.081 (2:25.941)	2:59.089 (0.008)	
8	Demetri Lord	FR St. Olaf	2:59.43	670
	32.045 (32.045)	34.334 (2.289)	1:07.991 (33.657)	2:23.260 (1:15.270)
	2:59.426 (36.166)			
9	Max Lelwica	FR St. Johns	3:01.93	645
	33.942 (33.942)	3:01.930 (2:27.989)		
10	Trevor Wellman	FR Bethel	3:02.00	645
	34.077 (34.077)	3:01.995 (2:27.919)		
11	Brandon Kallstrom	FR Bethel	3:06.28	604
	1:49.247 (1:49.247)	3:06.278 (1:17.031)		
12	Woody Rian	FR St. Olaf	3:09.76	572
	33.321 (33.321)	3:09.754 (2:36.433)		
13	Layton Borst	FR St. Olaf	3:12.95	543
	35.450 (35.450)	1:51.856 (1:16.406)	3:12.946 (1:21.090)	
14	Logan Hennen	FR St. Johns	3:14.88	526
	33.563 (33.563)	3:14.874 (2:41.312)		
15	Zach Paustian	SR Concordia	3:22.42	461
	34.943 (34.943)	1:51.862 (1:16.919)	3:22.418 (1:30.557)	

Heptathlon: #5 Men 55 Meter Hurdles Heptathlon

Name	Year School	Finals	H#	Points
1 Demetri Lord	FR St. Olaf	8.01	5	832
2 Maguire Petersen	SO St. Johns	8.09	5	811
3 Lukas Walton	JR Bethel	8.10	5	809
4 Logan Hennen	FR St. Johns	8.41	3	735
5 Nick Edwards	SR St. Olaf	8.48	5	717
6 Wade Rhonemus	JR Concordia	8.49	4	715
7 Max Lelwica	FR St. Johns	8.64	3	681
8 Layton Borst	FR St. Olaf	8.87	3	629
9 Woody Rian	FR St. Olaf	9.25	2	549
9 Micah Smith	JR Bethel	9.25	4	549
11 Trevor Wellman	FR Bethel	9.37	1	524
12 Brandon Kallstrom	FR Bethel	9.51	1	497
13 Caleb Meeker	FR Bethel	9.56	2	488
14 Zach Paustian	SR Concordia	9.61	2	477
15 Abe Schegel	JR Bethel	10.10	1	389

MIAC Indoor Championships
Carleton College
Recreation Center - 2/24/2022 to 2/26/2022
Results

Heptathlon: #4 Men High Jump Heptathlon

Name	Year	School	Finals	H#	Points
1 Maguire Petersen	SO	St. Johns	2.09m	6-10.25	2 887
2 Lukas Walton	JR	Bethel	1.94m	6-04.25	2 749
3 Demetri Lord	FR	St. Olaf	1.85m	6-00.75	2 670
4 Nick Edwards	SR	St. Olaf	1.82m	5-11.50	2 644
5 Max Lelwica	FR	St. Johns	1.76m	5-09.25	1 593
6 Woody Rian	FR	St. Olaf	1.73m	5-08.00	2 569
6 Wade Rhonemus	JR	Concordia	1.73m	5-08.00	2 569
8 Trevor Wellman	FR	Bethel	1.67m	5-05.75	2 520
9 Logan Hennen	FR	St. Johns	1.64m	5-04.50	1 496
9 Micah Smith	JR	Bethel	1.64m	5-04.50	1 496
11 Zach Paustian	SR	Concordia	1.58m	5-02.25	1 449
11 Abe Schegel	JR	Bethel	1.58m	5-02.25	1 449
13 Brandon Kallstrom	FR	Bethel	1.55m	5-01.00	1 426
14 Caleb Meeker	FR	Bethel	1.52m	4-11.75	1 404
14 Layton Borst	FR	St. Olaf	1.52m	4-11.75	1 404

Heptathlon: #6 Men Pole Vault Heptathlon

Name	Year	School	Finals	Points
1 Wade Rhonemus	JR	Concordia	4.35m 14-03.25	716
2 Lukas Walton	JR	Bethel	4.15m 13-07.25	659
3 Layton Borst	FR	St. Olaf	3.85m 12-07.50	576
3 Nick Edwards	SR	St. Olaf	3.85m 12-07.50	576
5 Maguire Petersen	SO	St. Johns	3.75m 12-03.50	549
5 Woody Rian	FR	St. Olaf	3.75m 12-03.50	549
7 Zach Paustian	SR	Concordia	3.55m 11-07.75	496
7 Logan Hennen	FR	St. Johns	3.55m 11-07.75	496
9 Abe Schegel	JR	Bethel	3.35m 10-11.75	444
10 Demetri Lord	FR	St. Olaf	3.25m 10-08.00	418
10 Micah Smith	JR	Bethel	3.25m 10-08.00	418
12 Max Lelwica	FR	St. Johns	3.05m 10-00.00	369
13 Brandon Kallstrom	FR	Bethel	2.75m 9-00.25	298
13 Trevor Wellman	FR	Bethel	2.75m 9-00.25	298
15 Caleb Meeker	FR	Bethel	2.55m 8-04.25	253

Heptathlon: #2 Men Long Jump Heptathlon

Name	Year	School	Finals	Points
1 Maguire Petersen	SO	St. Johns	6.35m 20-10.00	664
2 Wade Rhonemus	JR	Concordia	6.30m 20-08.00	652
3 Demetri Lord	FR	St. Olaf	6.11m 20-00.50	610
3 Lukas Walton	JR	Bethel	6.11m 20-00.50	610
5 Abe Schegel	JR	Bethel	5.92m 19-05.25	569
6 Logan Hennen	FR	St. Johns	5.79m 19-00.00	542
7 Zach Paustian	SR	Concordia	5.70m 18-08.50	523
7 Brandon Kallstrom	FR	Bethel	5.70m 18-08.50	523
9 Nick Edwards	SR	St. Olaf	5.68m 18-07.75	519
10 Max Lelwica	FR	St. Johns	5.58m 18-03.75	498
11 Micah Smith	JR	Bethel	5.41m 17-09.00	463
12 Woody Rian	FR	St. Olaf	5.39m 17-08.25	459

MIAC Indoor Championships
Carleton College
Recreation Center - 2/24/2022 to 2/26/2022
Results

....Heptathlon: #2 Men Long Jump Heptathlon

13 Trevor Wellman	FR Bethel	5.34m	17-06.25	449
14 Layton Borst	FR St. Olaf	5.30m	17-04.75	441
15 Caleb Meeker	FR Bethel	4.81m	15-09.50	346

Heptathlon: #3 Men Shot Put Heptathlon

Name	Year School	Finals	Points
1 Maguire Petersen	SO St. Johns	13.48m 44-02.75	697
2 Trevor Wellman	FR Bethel	11.42m 37-05.75	571
3 Nick Edwards	SR St. Olaf	11.25m 36-11.00	561
4 Demetri Lord	FR St. Olaf	11.10m 36-05.00	552
5 Wade Rhonemus	JR Concordia	11.09m 36-04.75	551
6 Max Lelwica	FR St. Johns	10.71m 35-01.75	528
7 Lukas Walton	JR Bethel	10.50m 34-05.50	516
8 Logan Hennen	FR St. Johns	10.34m 33-11.25	506
9 Woody Rian	FR St. Olaf	10.20m 33-05.75	498
10 Micah Smith	JR Bethel	10.09m 33-01.25	491
11 Zach Paustian	SR Concordia	10.05m 32-11.75	489
12 Brandon Kallstrom	FR Bethel	10.04m 32-11.25	488
13 Layton Borst	FR St. Olaf	9.95m 32-07.75	483
14 Abe Schegel	JR Bethel	9.47m 31-01.00	454
15 Caleb Meeker	FR Bethel	9.12m 29-11.25	433

Men Heptathlon

Name	Year School	Seed	Finals	H#	Points
1 Maguire Petersen	SO St. Johns		5118		10
2 Lukas Walton	JR Bethel		4886		8
3 Wade Rhonemus	JR Concordia		4664		6
4 Demetri Lord	FR St. Olaf		4589		5
5 Nick Edwards	SR St. Olaf		4449		4
6 Logan Hennen	FR St. Johns		3982		3
7 Max Lelwica	FR St. Johns		3897		2
8 Woody Rian	FR St. Olaf		3827		1
9 Layton Borst	FR St. Olaf		3792		
10 Micah Smith	JR Bethel		3766		
11 Abe Schegel	JR Bethel		3725		
12 Trevor Wellman	FR Bethel		3720		
13 Zach Paustian	SR Concordia		3614		
14 Brandon Kallstrom	FR Bethel		3598		
15 Caleb Meeker	FR Bethel		3232		

Men - Team Rankings - 20 Events Scored

1) St. Johns	185	2) Concordia	139
3) St. Olaf	106	4) Bethel	91
5) Carleton	75	6) Gustavus	43
6) St. Scholastica	43	8) Macalester	31
9) Saint Marys	30	10) Hamline	25
11) Augsburg	12		

Women's Tr ▾



WTRACK
02.26 FINAL

< Saint Mary's
 MIAC Indoor Champion...

+ WTRACK
03.24 FINAL

Saint Mary's
 Texas Relays

+ WTRACK
04.01.22

Saint >
 Wash

WOMEN'S TRACK & FIELD

[Questionnaire](#) [Roster](#) [More +](#)



Swanson places 11th at Texas Relays

3/24/2022 6:53:00 PM



By: **DONNY NADEAU**, Saint Mary's Sports Information Director | dnadeau@smumn.edu

AUSTIN, Texas — Saint Mary's University's [Anna Swanson](#) (Osceola, Wis.) closed out her sophomore year as one of the best javelin throwers in all of NCAA Division III — earning All-American honors with her second-place finish at the Outdoor National Track and Field Championships last May.

Swanson kicked off her 2022 outdoor season on Thursday, but this time around, the Cardinal All-American was no longer the big fish in a little pond, but rather the little fish in a big pond — a very big pond.

Fueled by her performance at last year's outdoor national championships — which included a school-record throw of 46.65 meters that had her sitting in the top spot in the championships until the very last throw of the competition — Swanson earned an invitation to the Clyde Littlefield Texas Relays, hosted by the University of Texas.

And suddenly, the Cardinal junior was no longer competing against the best athletes in NCAA Division III, but the best athletes in the entire country — regardless of division.

Competing against individuals from NCAA Division I powerhouses Notre Dame, Kansas State, Texas A&M, and Auburn — to name a few — Swanson more than held her own, finishing 11th overall.

The only NCAA Division III athlete among the competitors, Swanson opened with a mark of 42.32 meters on her first toss, and, after going 40.27 meters with her second throw, she uncorked her best effort of the evening, delivering a throw of 42.99 meters.

The Cardinals will officially kick off their 2022 outdoor season on April 1-2, when they travel to St. Louis, Mo., to take part in a pair of events hosted by Washington (Mo.) University.

02.26.22

Gearin, Jackson pace SMU during Day 2

02.25.22

Gatz, Klausler, Curran lead SMU at MIAC

02.18.22

Curran, Gearin lead way for Cardinals

02.18.22

T&F: GameDay at Maverick Invitational

Women's Tr ▾



WTRACK
02.26 FINAL



Saint Mary's
MIAC Indoor Champion...



WTRACK
03.24 FINAL



Saint Mary's
Texas Relays



WTRACK
04.01 FINAL




Saint >
Wash



WOMEN'S TRACK & FIELD

[Questionnaire](#) [Roster](#) [More +](#)



Throwers lead SMU charge at Wash. U.

4/1/2022 7:53:00 PM



By: **DONNY NADEAU**, Saint Mary's Sports Information Director | dnadeau@smumn.edu

ST. LOUIS, Mo. — Running, and throwing, long distances took center stage for the Saint Mary's men's and women's track and field teams, as the Cardinals kicked off their 2022 outdoor season Friday.

Four Cardinal distance runners competed in the 5,000 as part of Friday's Washington University Distance Carnival, while seven hammer throwers kicked off the two-day Washington University Invitational.

[GAMEDAY PREVIEW](#)

[MEET RESULTS](#)

Sean Curran and Frankie Bakalars (La Crosse, Wis.) stole the spotlight in the hammer, as the Cardinal duo placed second and third in the 19-man field. Curran delivered a throw of 51.11 meters to place second, while Bakalars was right on his heels, posting a throw of 49.82m to finish third. Casen Fritz (Minnesota City, Minn.) chipped in a throw of 29.35m.

[Samantha Kubes](#) (New Prague, Minn.) led the way for the women throwers, delivering a top throw of 41.79 meters to place fifth in the 26-person field. [Morgan Wallenda](#) (Fond du Lac, Wis.), [Sydney Jackman](#), and [Anna Becker](#) (Cannon Falls, Minn.) scratched on their three preliminary throws and did not record a mark.

Quinn Steinbrecher (Holmen, Wis.) was the only male runner competing Friday, clocking a time of 17:17:00 in the men's 5,000, while [Emily Kern](#) (Buffalo, Minn.) led a trio of SMU women in the 5,000, breaking the tape in 19:40:00. [Amanda Tuvey](#) (West St. Paul, Minn.) and [Kendra Klobe](#) (Glencoe, Minn.) chipped in times of 20:30:00 and 21:30:00 for the SMU women.

The remainder of the Cardinal squads will kick off their 2022 outdoor season on Saturday, taking part in the Washington (Mo.) University Invitational.

04.02.22

Gatz, Kubes lead the way for Cardinals

04.01.22

T&F: GameDay at WashU Invitational

03.24.22

Swanson places 11th at Texas Relays

02.26.22

Gearin, Jackson pace SMU during Day 2

Men's Track ▾



MTRACK
04.02 FINAL

- < Saint Mary's
- WashU Invitational

+ MTRACK
04.09.22

- Saint Mary's
- Ashton May Invitational

+ MTRACK
04.15.22

- Saint M >
- Rittger

MEN'S TRACK & FIELD

[Questionnaire](#) [Roster](#) [More +](#)



Gatz, Kubes lead the way for Cardinals

4/2/2022 7:40:00 PM



By: **DONNY NADEAU**, Saint Mary's Sports Information Director | dnadeau@smumn.edu

ST. LOUIS, Mo. — The Saint Mary's University track and field teams certainly made an impression in their first-ever appearance at the Washington (Mo.) Invitational — returning home boasting a pair of individual champions and seven top 5 performances

GAMEDAY PREVIEW

[Aidan Gatz](#) (Elburn, Ill.) — fresh from winning the MIAC Indoor Championships title in the pole vault — kicked off the outdoor season in much the same fashion, winning Saturday's event by clearing 4.35 meters. Samantha Kubes (New Prague, Minn.)

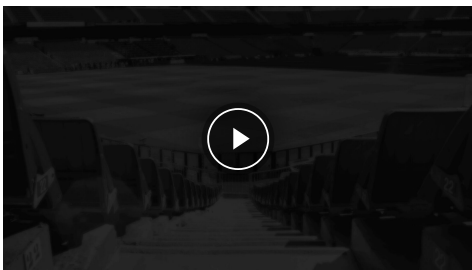
picked up SMU's other first-place showing, uncorking a toss of 12.07 meters to win the shot put.

The Cardinal men's 4x100 relay team of [Antonio Cisewski](#) (Amherst, Minn.), [Oliver Adamson](#) (Rochester, Minn.), [Dan Cooper](#) (Belle Plaine, Minn.), [Garrett Jackson](#) (West Linn, Ore.) placed second with a time of 43.73, while [Matthew Stack](#) (Brooklyn Park, Minn.) added a fourth in the pole vault (4.05m) and [Sean Curran](#) (Appleton, Wis.) chipped in a fifth in the discus (38.78m).

Sydney Klausler (Lakeville, Minn.) chipped in a second-place performance for the Cardinal women, posting a leap of 5.43 meters in the long jump. Other top 10 showings for SMU women included: Anna Swanson (Osceola, Wis. / ninth in 400, 1:05.42), Morgan Wallendal (Fond du Lac, Wis. / ninth in the 400, 1:05.42), Klausler (10th in 200, 278.03), Lilly Maul (Madelia, Minn. / 10th in the long jump, 4.60m), and Emmarie Byom (La Crescent, Minn. / 10th in the pole vault, 2.70m).

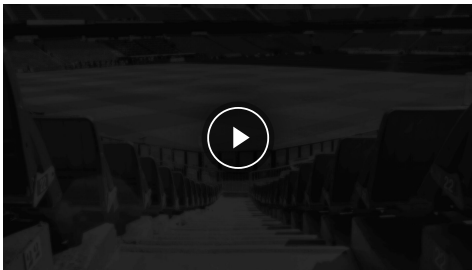
The Cardinals are back in action on Saturday, heading to La Crosse, Wis., to take part in UW-La Crosse's Ashton May Invitational.

Related Videos



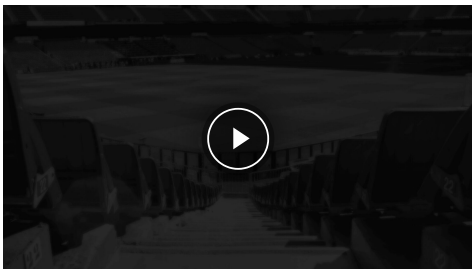
03.06.21

Cardinal T&F Triangular



02.26.21

Cardinal T&F Quaranteam: The Sequel



02.19.21

Cardinal T&F Quaranteam Clash

Related Stories

04.01.22

Throwers lead SMU charge at Wash. U.

Washington University Distance Carnival 2022 - 4/1/2022

Washington University
Francis Field

Results

Women 5000 Meter Run

Name	Yr	School	Finals
Finals			
1	JR	Calvin	16:41.17
2		University of S.	16:51.60
3	SR	St. Francis	16:55.89
4	JR	Washington U	16:56.88
5		University of S.	16:57.24
6	SR	Lewis	17:02.47
7	JR	Washington U	17:03.67
8	JR	Arkansas Sta	17:03.77
9	SR	Lewis	17:06.24
10	JR	St. Francis	17:12.53
11		University of S.	17:12.56
12	SR	Unattached	17:28.23
13	FR	U. of Chicag	17:29.94
14	JR	St. Francis	17:30.46
15	JR	Oklahoma Chr	17:32.76
16	SO	St. Francis	17:34.16
17		University of S.	17:34.31
18	FR	St. Mary (Ka	17:35.14
19	SO	St. Francis	17:36.97
20	JR	U. of Chicag	17:45.81
21		University of S.	17:46.94
22	SR	Hanover	17:47.18
23	FR	St. Mary (Ka	17:47.54
24	SO	Washington U	17:50.29
25	FR	Siu Edwardsv	17:50.60
26	JR	Calvin	17:52.31
27	JR	Milwaukee	17:52.33
28	SO	Unattached	17:52.58
29	SO	Edgewood	17:56.74
30	FR	Memphis	17:58.24
31		University of S.	17:59.63
32	SO	Central Miss	18:07.12
33	SO	St. Francis	18:13.64
34	FR	Central Miss	18:16.33
35	SO	DePauw	18:16.53
36	FR	Lewis	18:18.22
37	FR	Illinois Wes	18:19.59
38	FR	St. Mary (Ka	18:20.94
39	FR	Iowa Central	18:21.46
40	SR	St. Francis	18:23.07
41	JR	St. Francis	18:26.13
42		University of S.	18:27.21
43		Unattached	18:27.91
44	JR	Calvin	18:28.34
45	FR	Truman	18:29.31
46	JR	Milwaukee	18:29.56
47	SO	St. Francis	18:30.86
48		Rhodes College	18:31.70
49	FR	St. Mary (Ka	18:33.52
50	JR	Marquette	18:35.87
51	FR	DePauw	18:37.42

52	Isabel Rinkenberger	FR	Missouri Bap	18:42.11
53	Hannah Brubaker	JR	Manchester	18:42.21
54	Makenzie Stucker	SO	Central Miss	18:45.74
55	Addy Parrott	FR	Central Coll	18:50.47
56	Emma Duncan	SR	St. Ambrose	18:51.61
57	Kelsey Rice	SO	St. Francis	18:52.16
58	Emma Bassford	JR	Central Miss	18:52.33
59	Taylor Renkes	FR	Lewis	18:53.03
60	Jenna Mirande	SR	Illinois Wes	18:53.61
61	Alyssa Mayhew	FR	Central Coll	18:55.11
62	Marissa Valentini	SO	Marquette	18:55.12
63	Dayanna Sanchez	FR	Lewis	18:55.35
64	Veronica Navarrete	SR	St. Francis	18:55.52
65	Julia Thigpen	JR	Washington U	18:57.44
66	Rachel Delancey	JR	DePauw	19:00.40
67	Kirsten Huffman	SO	Lindenwood	19:00.88
68	Megan Ramsey	SO	St. Francis	19:01.19
69	Erica Lindsay		Unattached	19:03.18
70	Addie Mathis	SO	Truman	19:09.56
71	Jenny Noll	SR	DePauw	19:14.19
72	Breanna Chandler	FR	Illinois-Spr	19:16.60
73	Kendall Mann	FR	DePauw	19:17.39
74	Alyssa Jakcsy		Unattached	19:19.20
75	Libby Price	SR	Illinois-Spr	19:21.86
76	Jessica Joshi		Rhodes College	19:22.54
77	Kavita Shah	FR	Washington U	19:22.58
78	Lauren Smith	JR	Manchester	19:23.32
79	Emma Willison	FR	Tabor	19:26.15
80	Lexi Inscho	JR	St. Mary (Ka	19:27.67
81	Alicia Repka	JR	Washington U	19:29.19
82	Jordan Merwin	FR	Bethany Luth	19:29.82
83	Lindsey Davidson	FR	Central Coll	19:32.40
84	Riley Fisher	SO	St. Mary (Ka	19:32.77
85	Brynn Urban	FR	DePauw	19:33.66
86	Megan Mitchell	FR	Lewis	19:33.83
87	Kati Hoerig		University of S.	19:39.74
88	Carlie Gregg	FR	St. Mary (Ka	19:43.24
89	Taylor Wooten	SR	Franklin	19:45.33
90	Danielle Allison	SO	Tabor	19:45.98
91	Jill Anspaugh	JR	Franklin	19:49.23
92	Haley Weesies	SO	Calvin	19:52.05
93	Aubrey Bahner	FR	Tabor	19:53.98
94	Kate Havner	FR	St. Mary (Ka	19:57.00
95	Hannah Jane Miller		Rhodes College	19:57.19
96	Hannah Parker	FR	Trine	19:57.23
97	Kasey Moreno	JR	Judson	19:57.85
98	Meredith Elstun	SO	Cumberlands	19:58.40
99	Amanda Tuvey	SO	Saint Mary's	19:58.86
100	Layken Bytnar	FR	Central Coll	20:02.98
101	Lily Monnett	FR	DePauw	20:05.61
102	Kira Hooper	FR	Central Coll	20:08.03
103	Rylee Adams	FR	Central Miss	20:08.07
104	Camille Gudde	FR	Central Miss	20:08.09
105	Zoey Lewis	SO	Illinois Col	20:10.35
106	Mandy Giese	FR	Edgewood	20:11.33

Washington University Distance Carnival 2022 - 4/1/2022

Washington University
Francis Field

Results

Finals ... (Women 5000 Meter Run)

Name	Yr	School	Finals
107 Abby Sechrist	SR	Tabor	20:12.13
108 Sonya Zimmerman	FR	Tabor	20:16.01
109 Eva Serrato	FR	Judson	20:19.57
110 Emily Armstrong		University of S.	20:22.28
111 Courtney Reid	SO	Lindenwood	20:25.29
112 Ellie Roorda	FR	Central Coll	20:32.75
113 Ella Bashor	FR	Franklin	20:34.52
114 Kendra Klobe	FR	Saint Mary's	20:35.41
115 Vanessa Waidmann	SO	Missouri Bap	20:38.58
116 Emma Murphy	FR	Central Coll	20:39.84
117 Lauren Miller	SO	Central Coll	20:44.22
118 Mercy Jepngetich	FR	Iowa Central	20:48.93
119 Sami Skibell	JR	Central Miss	20:51.01
120 Kate Miron	SO	Iowa Central	20:52.85
121 Eva Hoch	FR	Central Coll	20:53.01
122 Elizabeth Ruvalcaba	JR	Illinois Col	20:56.60
123 Brooke Heberer	FR	Missouri Bap	20:57.68
124 Grace Schmucker	FR	Lewis	21:14.58
125 Beth Rodriguez	SO	Judson	21:25.22
126 Elle Erato	FR	Lewis	21:28.75
127 Lillian Nix	FR	Missouri Bap	21:30.20
128 Emily Rector	FR	Franklin	21:35.65
129 Ellie Margulis	SR	DePauw	21:58.86
130 Alyssa McCormack	SO	Missouri Bap	22:25.54
131 Callie Montgomery	FR	Bethany Luth	22:47.59
132 Rachel Sovacool	FR	Bethany Luth	22:47.71
133 Kenzie Kaperka	FR	Iowa Central	22:56.59
134 Sharon Kibii	FR	Iowa Central	23:10.30
135 Doris Kipruto	FR	Iowa Central	24:42.48
--- Maddie Wood	SR	Milwaukee	DNF

Women 10000 Meter Run

Name	Yr	School	Finals
Finals			
1 Emma Walter	SR	Washington U	35:21.49
2 Chloe Figgins	SO	Memphis	35:35.90
3 Ashton Keene		Wis.-Oshkosh	35:43.87
4 Sophie Young	SR	Washington U	35:45.79
5 Frances Schaeffler	SO	U. of Chicag	35:51.51
6 Solstice Saliba	SO	Memphis	35:53.35
7 Laisha Corona	SR	St. Francis	35:53.98
8 Katherine Bakken	SO	St. Francis	35:58.05
9 Kiera Olson	SR	Washington U	35:59.35
10 Daly Galloway	SR	St. Francis	36:07.35
11 Zarya de Souza	SR	Washington U	36:11.22
12 Megan McCulloch	SO	Albion	36:42.12
13 Caroline Pacer	SO	Lewis	36:46.68
14 Lauren Metzger	FR	Memphis	36:46.92
15 Casey Wilson		Unattached	36:56.34
16 Lydia Randolph	FR	Trine	37:07.99
17 Aly Griffin	SR	Unattached	37:15.28
18 Erica Barker	FR	Indiana Stat	37:21.43
19 Chloe Loftus	FR	Indiana Stat	37:34.87

20 Lexie Dorsey	SR	Illinois Wes	37:42.33
21 Keri Burmester		Unattached	37:42.87
22 Alli Smith	JR	Trine	38:15.43
23 Megan Johnson	FR	Central Coll	38:23.73
24 Meg Swietlik	SR	Milwaukee	38:25.18
25 Emily Clausen	SR	Elmhurst	38:25.47
26 Chloe Goodrich	FR	Trine	38:35.53
27 Lily Ende	SR	Truman	38:43.51
28 Alexis Fischer	FR	Siu Edwardsv	38:51.17
29 Elita Spadowski	SR	Elmhurst	39:06.63
30 Margaret O'Brien	JR	Saint Louis	39:07.30
31 Zinash Valen	FR	Iowa Central	39:09.26
32 Kayla Tobin	FR	Bethany Luth	39:18.10
33 Alexa Thomsen	JR	Illinois-Spr	39:19.94
34 Vanessa Peinado	SR	Lewis	39:38.66
35 Ashleigh Niklaus	SO	Saint Louis	39:49.15
36 Molly Passmore	JR	Harding	39:54.19
37 Chloe Wannamaker	FR	Lewis	39:57.22
38 Taylor Warren	JR	Cumberlands	40:17.69
39 Maddie Perry	JR	DePauw	40:34.05
40 Irene Ehrhart	FR	Edgewood	40:38.88
41 Sophia Wilks	SO	Lewis	40:41.73
42 Hailey Hill	SO	Central Coll	40:46.77
43 Josie Stackis	SO	Iowa Central	40:54.25
44 Kylie Phillips	FR	Harding	41:17.16
45 Nani Brewington	JR	Missouri Bap	41:30.60
46 Haley Hernandez	FR	Mineral Area	42:05.46
47 Rachel Cook	JR	DePauw	42:27.09
48 Noelle Veome	SO	Elmhurst	42:57.41
--- Mallory Lafever	SO	Marquette	DNF

Women 3000 Meter Steeplechase

Name	Yr	School	Finals
Finals			
1 McKenna Cavanaugh		University of S.	10:53.66
2 Elizabeth Martin	SO	Arkansas Sta	10:54.81
3 Sophia Oury	JR	Arkansas Sta	11:02.20
4 Kara Martin		University of S.	11:08.39
5 Mia Reed	FR	Missouri Bap	11:09.02
6 Emily Bayer	SR	Missouri Bap	11:14.00
7 Emily Gilligan	SR	Elmhurst	11:14.74
8 Natalia Hernandez	SR	Elmhurst	11:16.79
9 Kate Jochims	SO	Marquette	11:16.87
10 Lauren Mchan	SR	Cumberlands	11:17.16
11 Jenna Allman	SO	Calvin	11:18.20
12 Caroline McMartin	FR	Central Coll	11:22.67
13 Samantha Bieth	SO	Albion	11:27.11
14 Alayna Franson	SR	Milwaukee	11:27.35
15 Carmen Rottinghaus	SR	Washington U	11:33.59
16 Elizabeth Lohman	JR	Manchester	11:34.75
17 Emily Lemke	SR	Siu Edwardsv	11:40.31
18 Hailey O'Malley	JR	Millikin	11:43.91
19 Cassidy Dexheimer	SR	Siu Edwardsv	11:50.63
20 Anna Penzkover	SO	Marquette	12:03.86

Washington University Distance Carnival 2022 - 4/1/2022

Washington University
Francis Field

Results

Men 5000 Meter Run

Name	Yr	School	Finals				
Finals							
1 Titus Winders		University of S.	13:58.06	52	Matt Rowley	FR	DePauw 15:20.40
2 Austin Nolan		University of S.	14:17.75	53	Jonathan Werble	SR	Unattached 15:22.07
3 Silas Winders		University of S.	14:22.75	54	Luis Perez	FR	St. Mary (Ka 15:22.80
4 Noah Hufnagel		University of S.	14:28.22	55	Jackson Pruum	SO	Harding 15:23.55
5 Wyatt Harmon		University of S.	14:29.51	55	Colten Brown	SO	Oklahoma Chr 15:23.55
6 Jacob Ridderhoff	SR	Washington U	14:36.13	57	John Asplund	FR	Franklin 15:24.91
7 Anthony Pena	JR	Lewis	14:36.46	58	Hudson Alden	FR	DePauw 15:25.60
8 Owen Pearce	FR	Oklahoma Chr	14:36.87	59	Ian Morrison	FR	Lewis 15:27.77
9 Christopher Cherry	FR	Illinois-Spr	14:39.08	60	Caleb Silver	SO	Central Coll 15:28.01
10 Colton Meyers	SR	Oklahoma Chr	14:41.00	61	Thomas Leonard	FR	Marquette 15:29.07
11 Jared Briant		Rhodes College	14:41.26	62	Kaleb Carlson	JR	Greenville 15:29.47
12 Dustin Macuiba	SR	Lewis	14:41.69	63	Kaden Cooley	FR	St. Mary (Ka 15:29.77
13 Alex Kirk	JR	Central Miss	14:44.67	64	Jonathan Goetsch	JR	Lewis 15:29.83
14 Matthew Hornung	FR	Washington U	14:45.11	65	Dylan Moran	FR	Elmhurst 15:30.11
15 Alexander Evans	JR	Washington U	14:46.05	66	Jacob Kodrick	FR	Lewis 15:30.92
16 Neil Cumberland	SR	Washington U	14:47.11	67	Cutler Owens	JR	Central Coll 15:31.17
17 Thomas Penney	SR	Washington U	14:47.93	68	Thatcher Krob	JR	Central Coll 15:31.97
18 Hudson Hurst	FR	Memphis	14:48.20	69	Dominic Beine	FR	St. Mary (Ka 15:32.17
19 Andrew Rathkamp	SR	Wis.-Oshkosh	14:48.48	70	Garrett Ardis		University of S. 15:33.42
20 Noah Jorgenson	FR	Central Coll	14:49.49	71	Kenny Cronin	FR	Central Coll 15:33.56
21 Mitchell Hopf		University of S.	14:50.03	72	Joshua Freitag	SR	Milwaukee 15:33.68
22 Paul Korir	FR	Central Miss	14:50.05	73	Brayden Myers	SO	St. Mary (Ka 15:33.90
23 Bryan O'Barr	FR	Central Miss	14:50.31	74	Taylor Mills		University of S. 15:34.51
24 Ryan Vreeke	JR	Calvin	14:50.88	75	Spencer Currie	SR	Milwaukee 15:37.63
25 Charlie Wirth	FR	Lewis	14:51.13	76	Wyatt Elliott	JR	Missouri Bap 15:39.54
26 Caleb Gaffner	SO	Calvin	14:52.10	77	Andrew Henton	FR	Truman 15:40.08
27 John Carder	SR	Unattached	14:53.01	78	Brig Merritt	SO	St. Mary (Ka 15:40.93
28 Luke Walling	FR	Harding	14:54.16	79	Caleb Schillenger	FR	Calvin 15:41.19
29 Cooper Palmer	FR	Central Miss	14:55.00	80	Thomas Noble	SO	Calvin 15:41.43
30 Brady Terry		University of S.	14:56.71	81	Adam Sylvia	SO	Central Coll 15:42.85
31 Will DeHaan	JR	Central Coll	14:59.31	82	Jacob Arnold	FR	Mineral Area 15:43.09
32 Spencer Carpenter	FR	St. Francis	15:01.40	83	Timothy Maxwell	SO	Lindenwood 15:43.10
33 Gianni Estrada	FR	Greenville	15:01.74	84	Dillon Callaway	FR	Tabor 15:44.40
34 Spencer Hielkema	SO	Siu Edwardsv	15:01.79	85	Carson Kleinhelter		University of S. 15:45.77
35 Alex Gazarek	FR	Augustana (I	15:02.42	86	Alexander Gadin	FR	Washington U 15:45.82
36 Benjamin VandenBrink	FR	Missouri-St.	15:03.58	87	Richard Peugeot	SR	Missouri Bap 15:46.38
37 Zach Fresenko	SR	Lewis	15:03.59	88	Easton Sabala	JR	Central Coll 15:46.69
38 Carlos Martinez	JR	St. Francis	15:04.39	89	Matthias Shelp	FR	Missouri-St. 15:48.40
39 Daniel Browne	SR	Milwaukee	15:05.93	90	Kyle Puckett	SO	Washington U 15:50.24
40 Ben Gasper	SR	Washington U	15:07.71	91	Max Hanley	JR	Washington U 15:50.25
41 William Hofmann	JR	Calvin	15:10.57	92	Clenon Fincher	SO	Calvin 15:51.38
42 Micah Benson	SO	Washington U	15:11.04	93	Nicholas Brdicko	SR	Washington U 15:52.48
43 Jake Schwartz	SR	Illinois-Spr	15:14.33	94	Andrew Precise		Rhodes College 15:54.55
44 Ethan Weston	SO	Hanover	15:16.03	95	Alan Catana	FR	Tabor 15:54.61
45 Ryan Heline	FR	St. Mary (Ka	15:16.33	96	Mark Colombo	FR	Maryville (M 15:55.40
46 Liam Neidig	FR	St. Mary (Ka	15:16.64	97	Aaron Westhoff	SR	Central Miss 15:56.91
47 Patrick Hetlage	SO	Marquette	15:17.03	98	Elliott Gough	FR	Franklin 15:57.58
48 Dylan Bland		University of S.	15:17.58	99	Derek Webster	FR	Central Coll 15:58.99
49 Benjamin Kinnucan	SO	Calvin	15:19.17	100	Pierce Klaassen	JR	Tabor 15:59.97
50 Caden Cunningham	FR	Tabor	15:19.25	101	Jeremiah Perry	FR	Greenville 16:00.39
51 Ethan Goddard		University of S.	15:19.62	102	Dawson Adams	FR	St. Mary (Ka 16:02.26
				103	Kevin Mengich	FR	Cumberlands 16:04.56
				104	Mark Dames	JR	St. Francis 16:04.73
				105	Ryan Sarkett	FR	Calvin 16:05.83
				106	Luke Benes	FR	St. Ambrose 16:07.12

Washington University Distance Carnival 2022 - 4/1/2022

Washington University
Francis Field

Results

Finals ... (Men 5000 Meter Run)

Name	Yr	School	Finals
107	Jakin Anderson	JR Bethany Luth	16:07.25
108	Gavin Love	FR Missouri-St.	16:07.37
109	Taegan Loy	FR St. Mary (Ka	16:08.28
110	Nicholas Williams	FR Elmhurst	16:09.70
111	Jack Sells	SO Franklin	16:09.97
112	Jacob Sanders	SO Central Coll	16:10.54
113	Wyatt Wolfersberger	JR Lewis	16:12.22
114	Cailan Loebel	SO Elmhurst	16:13.54
115	Jeremy Lodewyck	SR Elmhurst	16:13.86
116	Michael Demeyer	University of S.	16:14.89
117	Elijah Bullock	Unattached	16:15.20
118	Logan Dybowski	FR Tabor	16:17.30
119	Ben DeValk	FR Central Coll	16:18.00
120	Jacob Bailey	JR DePauw	16:18.17
121	Joshua Killian	FR Missouri Bap	16:20.11
122	Garrett Kinsey	SR Tabor	16:20.12
123	Austin O'Dwyer	FR St. Mary (Ka	16:21.61
124	Michael Jarvis	JR Lewis	16:21.89
125	Andrew Miller	SO Tabor	16:25.16
126	Nicholas Warmann	SR Maryville (M	16:25.52
127	Braiden Sturtevant	FR St. Mary (Ka	16:27.94
128	Spencer Mauch	SO Illinois-Spr	16:28.11
129	Brayan Silva	SO Iowa Central	16:29.24
130	Luke Talbot	JR Lindenwood	16:29.35
131	Isaiah Nebbe	FR Iowa Central	16:29.76
132	Randy Jimenez	FR Central Coll	16:30.14
133	Michael Gallegos	FR St. Mary (Ka	16:34.03
134	Steven Roberts	FR Lewis	16:34.39
135	Jimmy Switzer	FR Washington U	16:34.83
136	Hawthorne Hay	Rhodes College	16:36.34
137	Gage Fox	FR Judson	16:36.58
138	Cobie Villegas	SO Tabor	16:37.58
139	Todd Baxter	University of S.	16:37.70
140	Juan Villagomez	JR Judson	16:38.52
141	Justin Morwood	FR Tabor	16:42.58
142	Jonathan Jasso	SO Judson	16:43.27
143	Alex Wilson	SO Tabor	16:48.95
144	Jacob Willson	FR Iowa Central	16:50.90
145	Josh Tong	SO Illinois Wes	16:53.09
146	Ryan Villarreal	SO Tabor	16:53.62
147	Grayson Knernschild	FR Mineral Area	16:54.20
148	Adam Wellen	FR Greenville	16:54.91
149	Thomas Marron	FR Unattached	16:55.76
150	Austin Smith	FR Central Coll	17:01.33
151	Caleb Thomas	University of S.	17:01.43
152	Eduardo Fulgencio	JR Illinois Col	17:04.71
153	Eli Atkins	SO Greenville	17:08.06
154	Alex Garcia	FR Illinois-Spr	17:09.43
155	Brett Lynch	FR Missouri-St.	17:12.20
156	Zach Orpilla	SR Illinois Wes	17:13.36
157	Corbin Lee	JR Franklin	17:14.43
158	Ethyn Chestnut	FR Central Coll	17:18.61
159	Jerah Schmidt	SO Tabor	17:22.24

160	Jack Orengo	SO Central Coll	17:32.17
161	Ryan Ames	FR Illinois-Spr	17:39.96
162	Aiden Petrofsky	FR Missouri-St.	17:40.23
163	Grant Goodman	FR Central Coll	17:42.56
164	Cameron Clemons	FR Fontbonne	17:44.32
165	Justin Nibaur	FR Iowa Central	17:52.01
166	Josiah Hoppe	FR Bethany Luth	17:58.19
167	Trace Edmondson	FR Bethany Luth	18:12.15
168	Ricardo Menjivar	FR Mineral Area	18:21.71
169	Christian Kafoury	JR Missouri Bap	18:28.04
170	Alex Ahrens	JR Missouri Bap	19:12.84
171	Luke Montani	JR Missouri Bap	21:48.85
---	Kevin Flannigan	FR St. Mary (Ka	DNF
---	Zak Kindl	JR Marquette	DNF
---	Jack Rutstein	SO DePauw	DNF

Men 10000 Meter Run

Name	Yr	School	Finals
Finals			
1	Henry Myers	JR U. of Chicag	29:44.34
2	Omar Paramo	SR St. Francis	29:44.58
3	Sam Craig	JR U. of Chicag	29:44.99
4	Jacob Pyeatt	FR Arkansas Sta	29:45.36
5	David Fassbender	SR Wis.-Whitewa	29:45.93
6	Enrique Salazar	JR Manchester	29:46.52
7	Spencer Moon	Simpson College	29:53.79
8	Gunner Schlender	FR Wis.-Whitewa	29:57.41
9	Brandan Knepper	JR Calvin	30:10.45
10	Michael Gille	JR Augustana (I	30:20.46
11	Micah Meindersma	SR Calvin	30:21.44
12	Zachary Hoover	SR Lewis	30:24.86
13	Roland Prenzler	SO Siu Edwardsv	30:29.61
14	Cullen Capuano	SO Washington U	30:33.90
15	Aspel Kiprob	FR Iowa Central	30:37.44
16	Coleman Wilson	SO Arkansas Sta	30:42.79
17	Harry Dudley	Simpson College	30:50.09
18	Jordan Janusiak	JR Marquette	30:50.30
19	Nathan Herbst	JR Arkansas Sta	30:51.24
20	Dan Weizeorick	FR Marquette	30:52.40
21	Peter Johnsrud	Big River Ra	30:52.64
22	David Zeller	FR Marquette	30:54.29
23	Ian Nadolski	JR Milwaukee	30:57.34
24	Cael Light	FR Indiana Stat	31:01.22
25	Firaol Ahmed	FR Saint Louis	31:07.25
26	Ayewew Devany	FR Iowa Central	31:08.32
27	Ryan Jones	FR Illinois-Spr	31:09.10
28	Cody Chadwick	SR Wis.-Oshkosh	31:09.26
29	Patrick Donovan	FR Saint Louis	31:10.14
30	Thomas Cormier	SR Truman	31:11.23
31	Austin Crowe	Unattached	31:11.67
32	Jacob Kissling	FR DePauw	31:12.46
33	Payton Goudreau	JR Lewis	31:14.63
34	Jacob Hinchley	SO Lewis	31:15.51
35	Michael Reif	FR St. Francis	31:15.70
36	Andrew Berndt	SR Elevated Per	31:20.30

Washington University Distance Carnival 2022 - 4/1/2022

Washington University
Francis Field

Results

Finals ... (Men 10000 Meter Run)

Name	Yr	School	Finals
37	Ricardo Del Toro	SR Lewis	31:28.65
38	Joseph Kehoe	JR Wis.-Oshkosh	31:29.12
39	Joseph Packard	FR Trine	31:30.83
40	Dylan Stoltzfus	FR St. Mary (Ka	31:36.22
41	Bryce Tome	JR Milwaukee	31:37.53
42	Zach Adams	JR Central Miss	31:39.74
43	Layne Hill	JR Illinois-Spr	31:41.02
44	Dylan Mayberry	FR Harding	31:43.17
45	Caleb Pyle	SO Maryville (M	31:47.10
46	August Beyer	JR Marquette	31:47.87
47	Anton Michna	FR Memphis	31:50.68
48	Matt Kusak	JR Washington U	31:59.98
49	Donovan Denslow	JR Missouri Bap	32:04.91
50	Kyle Vinyard	FR Mineral Area	32:05.56
51	Trevor Dunkel	JR Illinois-Spr	32:07.68
52	Noah Acker	SR Trine	32:08.27
53	Patrick Norrick	SR Washington U	32:10.36
54	Bradyn Olmstead	FR Millikin	32:12.66
55	Zane Williams	SR DePauw	32:17.54
56	Patrick Burns	JR Marquette	32:18.10
57	Tyler Re	FR Marquette	32:19.21
58	Jacob Myers	JR Trine	32:20.48
59	Ian Gadberry	FR Indiana Stat	32:24.15
60	Layton Hall	FR Indiana Stat	32:25.26
61	Kyle Woodward	SO Cumberlands	32:30.62
62	Ryan Stark	SR Illinois-Spr	32:31.05
63	JD Barrett	JR Illinois Wes	32:32.19
64	Evan Webber	SR Augustana (I	32:35.25
65	Tyler Hiserote	Unattached	32:37.13
66	Matt Jung	SR St. Ambrose	32:51.92
67	Brady Hogan	FR Iowa Central	33:01.70
68	Joe Silagi	JR Washington U	33:02.59
69	Nate Seketa	FR DePauw	33:04.90
70	Casey Quintana	SO Lewis	33:11.17
71	Matt Vennemann	FR DePauw	33:16.20
72	Brady Gischer	FR Maryville (M	33:20.58
73	Blake Nichols	SO Central Miss	33:26.23
74	Arun Movva	JR Washington U	33:26.82
75	Brett Cox	FR Edgewood	33:47.77
76	Will Dowda	FR St. Ambrose	34:07.94
77	Ryan Harness	SO Truman	34:10.51
78	Cameron Sakuma	JR Webster	34:11.26
79	Devin Boggs	SO Illinois Col	34:29.03
80	Devin St. Clair	FR Mineral Area	34:31.01
81	Kellen Cesarone	JR DePauw	35:14.85
82	Miles Main	SR DePauw	35:31.38
---	Blake Jones	JR Illinois-Spr	DNF
---	David O'Gara	Unattached	DNF
---	Luke Padesky	Unattached	DNF
---	Wyatt McIntyre	JR Illinois-Spr	DNF

Men 3000 Meter Steeplechase

Name	Yr	School	Finals
Finals			
1	Bennett Pascoe	SR Arkansas Sta	9:00.43
2	Michael Ly	SR Washington U	9:14.91
3	Robin Aguilar Gonzalez	SO Iowa Central	9:16.28
4	Jeff Candell	JR Washington U	9:16.98
5	Liam Walsh	FR Memphis	9:19.48
6	Dylan Goodyear	NA Unat-Greenvi	9:22.85
7	Nicholas Henz	FR Calvin	9:26.45
8	Grayson Young	FR Arkansas Sta	9:27.55
9	Matt Jenkins	Unattached	9:28.58
10	Pratyay Bishnupuri	SR Washington U	9:36.06
11	Jason Ford	SO Wis.-Oshkosh	9:36.60
12	Corey Thornton	SR Milwaukee	9:38.75
13	Nolan Rudd	SR St. Ambrose	9:38.99
14	Karsten Zielinski	SR Augustana (I	9:39.50
15	Thomas Richardson	JR Manchester	9:40.44
16	Eric Swinson	SO Calvin	9:47.35
17	Bailey Scott	SO DePauw	10:05.94
18	Elgin Scherff	SO Illinois Col	10:43.15

2022 Wash U Invite Meet - 4/2/2022

Francis Field

Results

Women 100 Meter Dash

Name	School	Finals		
Finals				
1	Siehou, Tea	Lindenwood	12.18	10
2	Swinehart, Natalie	Washington U	12.22	8
3	Gupte, Alicia	Washington U	12.29	6
4	Sharp, Cayden	Greenville	12.38	5
5	Hamilton, Lauren	Washington U	12.40	4
6	Kohlstruk, Casey	Washington U	12.43	3
7	Seger, Alexa	Greenville	12.65	2
8	Pleas, Gemma	Washington U	12.74	1
9	Cundiff, Alli	Rhodes	12.76	2.5
10	Tucker, Taylor	Greenville	12.81	2.5
11	Chandler, Maddie	Rhodes	12.85	2.5
12	Boscolo, Kiki	Greenville	12.92	1.7
13	Klausler, Sydney	Saint Mary's	12.98	2.5
14	Borland, Charlotte	DePauw	13.05	1.7
15	Harewood, Yuriko	Lindenwood	13.09	2.5
16	Payne, Kendra	Rhodes	13.14	1.7
17	McKinley, Katie	DePauw	13.24	1.0
18	Boston, Lillian	DePauw	13.27	1.7
19	Smith, Jaida	DePauw	13.31	0.5
20	Bunning, Jordyn	Washington U	13.44	1.7
21	Maul, Lillian	Saint Mary's	13.56	0.5
22	Oloo, Edner	Principia	13.66	0.5
23	Lande, Jordan	Webster	13.67	1.7
24	Patton, Kianna	Webster	13.90	0.5
25	Hendershot, Lynna	DePauw	13.95	0.5
26	Weis, Madison	Saint Mary's	14.16	1.7
27	Ishimwe, Gloria	Principia	14.40	1.0
28	Winon, Kenzie	Principia	15.19	1.0

Women 200 Meter Dash

Name	School	Finals		
Finals				
1	Gay, Lauren	Washington U	25.02	10
2	Gupte, Alicia	Washington U	25.16	8
3	Swinehart, Natalie	Washington U	25.30	6
4	Hamilton, Lauren	Washington U	25.54	5
5	Dudley, Katherine	Washington U	25.63	4
6	Leighty, Kathryn	Washington U	26.09	3
7	Harewood, Yuriko	Lindenwood	26.71	2
8	Pleas, Gemma	Washington U	26.81	1
9	Cundiff, Alli	Rhodes	26.86	4.3
10	Klausler, Sydney	Saint Mary's	27.03	4.3
11	Farnsworth, Isabel	Rhodes	27.06	4.3
12	Colpitts, Brenna	Lindenwood	27.25	3.5
13	Jones, Vanessa	Webster	27.27	3.5
14	Cagan, Alexis	DePauw	27.56	3.5
15	Clarke, Olivia	Rhodes	27.78	3.5
16	Boston, Lillian	DePauw	28.21	3.5
17	Barnes, Micah	Webster	28.28	3.8
18	Maul, Lillian	Saint Mary's	28.58	3.8
19	Hendershot, Lynna	DePauw	28.77	3.8
20	Oloo, Edner	Principia	28.82	3.8

21	Weis, Madison	Saint Mary's	28.99	3.8
22	Winon, Kenzie	Principia	30.47	3.5

Women 400 Meter Dash

Name	School	Finals		
Finals				
1	Dudley, Katherine	Washington U	57.78	10
2	Pasch, Erin	DePauw	58.24	8
3	Russina, Gabby	Lindenwood	59.07	6
4	Leighty, Kathryn	Washington U	1:00.24	5
5	Farnsworth, Isabel	Rhodes	1:02.64	4
6	Wagner, Marketa	Lindenwood	1:03.68	3
7	Holt, Abby	Principia	1:03.98	2
8	Clarke, Olivia	Rhodes	1:05.19	1
9	Swanson, Anna	Saint Mary's	1:05.42	
10	Colpitts, Brenna	Lindenwood	1:05.91	
11	Cagan, Alexis	DePauw	1:06.58	
12	Utgaard, Abrianna	Saint Mary's	1:07.14	
13	Barnes, Micah	Webster	1:07.63	
14	Lande, Jordan	Webster	1:08.31	
15	Thigpen, Margaux	Washington U	1:09.84	

Women 800 Meter Run

Name	School	Finals		
Finals				
1	#112 Kelley, Emma	Washington U	2:10.20	10
2	#86 Demco, Zanzie	Wis.-Oshkosh	2:14.81	8
3	#113 Sarussi, Alessia	Washington U	2:18.92	6
4	#87 Geisness, Libby	Wis.-Oshkosh	2:19.18	5
5	#94 Schultz, Danielle	Webster	2:19.74	4
6	#108 Bristow, Grace	Washington U	2:21.87	3
7	#40 Markel, Jessica	Lindenwood	2:22.65	2
8	#68 Karner, Anna	Washington U	2:23.12	1
9	#73 Ott, Lindsay	Washington U	2:23.86	
10	#37 Hoyte, Rosette	Lindenwood	2:24.90	
11	#111 Fox, Sophie	Washington U	2:25.43	
12	#31 Mansfield, Olivia	Greenville	2:26.60	
13	#55 Withers, Samantha	Rhodes	2:26.70	
14	#6 Grammel, Annalise	DePauw	2:27.37	
15	#110 Fowler, Morgan	Washington U	2:29.00	
16	#10 Jacobs, Emma	DePauw	2:29.13	
17	#7 Hennessey, Kate	DePauw	2:30.41	
18	#50 Nusloch, Mary	Rhodes	2:30.71	
19	#43 Pulliam, Nadia	Lindenwood	2:31.14	
20	#76 Pridgen, Virginia	Washington U	2:31.27	
21	#38 Hubbell, Emma	Lindenwood	2:32.34	
22	#67 Fradkin, Marlee	Washington U	2:34.38	
23	#102 Mayo, Laura	Principia	2:44.18	
24	#32 Schwaab, Eva	Greenville	2:48.17	
25	#90 Bartz, Megan	Webster	2:49.92	
26	#58 Simon, Rachel	Saint Mary's	3:21.33	
---	#114 Schenck, Aliya	Washington U	DNF	

2022 Wash U Invite Meet - 4/2/2022

Francis Field
Results

Women 1500 Meter Run

Name	School	Finals		
Finals				
1 #107 Dunne, Aoife	Washington U	4:42.18	10	
2 #73 Ott, Lindsay	Washington U	4:42.62	8	
3 #82 Teixeira-Dasilva, Hele	Washington U	4:43.89	6	
4 #67 Fradkin, Marlee	Washington U	4:51.62	5	
5 #55 Withers, Samantha	Rhodes	4:52.48	4	
6 #61 Blake, Alexandra	Washington U	4:55.98	3	
7 #50 Nusloch, Mary	Rhodes	4:59.41	2	
8 #78 Saliba, Elizabeth	Washington U	4:59.48	1	
9 #71 Morton, Molly	Washington U	5:01.13		
10 #60 Anderson, Alexa	Washington U	5:03.46		
11 #105 Schaefer, Emme	Principia	5:04.30		
12 #53 Thomas, Lucy	Rhodes	5:06.52		
13 #2 Allen, Lannea	DePauw	5:08.26		
14 #19 Carie, Gretchen	Greenville	5:18.50		
15 #69 Lang, Meredith	Washington U	5:19.08		
16 #35 Williams, Hannah	Greenville	5:23.95		
17 #9 Hoggatt, Reagan	DePauw	5:25.68		
18 #11 Marchant, Erika	DePauw	5:31.45		
19 #3 Baldwin, Ashley	DePauw	5:35.97		
20 #18 Brown, Leah	Greenville	5:41.05		
21 #104 Richards, Geena	Principia	5:41.33		
22 #30 Leonhard, Emma	Greenville	5:43.78		
23 #20 Compton, Vanessa	Greenville	5:44.15		
24 #26 Hintz, Makenna	Greenville	6:02.05		
25 #15 Vierling, Trysta	DePauw	6:14.26		
26 #44 Reid, Sydney	Lindenwood	6:25.51		
27 #58 Simon, Rachel	Saint Mary's	6:42.31		

Women 100 Meter Hurdles

Name	School	Finals		
Finals				
1 Gay, Lauren	Washington U	14.67	10	
2 Pasch, Erin	DePauw	14.79	8	
3 Martinez, Martina	Lindenwood	14.85	6	
4 Forman, Ava	Washington U	14.86	5	
5 Sharp, Cayden	Greenville	15.28	4	
6 Stoffregen, Seelye	DePauw	15.71	3	
7 Bunning, Jordyn	Washington U	15.81	2	
8 Sullivan, Rachel	Rhodes	15.97	1	
9 Jones, Vanessa	Webster	16.28	3.4	
10 Brown, Emma	Greenville	16.63	5.2	
11 Vasquez, Aaliyah	Greenville	16.65	5.2	
12 Weilmuenster, Megan	Rhodes	17.02	5.2	
13 Perry, Anna	Rhodes	17.69	5.2	
14 Coomer, Emma	Lindenwood	18.30	5.2	

Women 400 Meter Hurdles

Name	School	Finals		
Finals				
1 Alexandre, Olivia	Lindenwood	1:03.38	10	
2 Forman, Ava	Washington U	1:03.94	8	
3 Stoffregen, Seelye	DePauw	1:09.12	6	

4 Rajamani, Sejal	Washington U	1:10.52	5	
5 Kaplan, Ruby	Washington U	1:10.58	4	
6 Weilmuenster, Megan	Rhodes	1:13.24	3	
7 Llevat, Isabella	Washington U	1:14.12	2	
8 Perry, Anna	Rhodes	1:14.69	1	
9 Sullivan, Rachel	Rhodes	1:15.03		

Women 3000 Meter Steeplechase

Name	School	Finals		
Finals				
1 #74 Patterson, Abigail	Washington U	11:32.99	10	
2 #75 Patterson, Julia	Washington U	11:38.36	8	
3 #115 Ziemer, Britany	Rhodes	12:33.08	6	
4 #64 Chen, Tiffany	Washington U	12:47.61	5	
--- #33 Scott, Aryn	Greenville	DNF		
--- #19 Carie, Gretchen	Greenville	DNF		

Women 4x100 Meter Relay

Team	Relay	Finals		
Finals				
1 Washington U.	A	47.65	10	
1) Hamilton, Lauren	2) Swinehart, Natalie			
3) Gupte, Alicia	4) Gay, Lauren			
2 Lindenwood	A	49.08	8	
1) Sichou, Tea	2) Alexandre, Olivia			
3) Martinez, Martina	4) Russina, Gabby			
3 Rhodes	A	49.92	6	
1) Weilmuenster, Megan	2) Chandler, Maddie			
3) Payne, Kendra	4) Cundiff, Alli			
4 Greenville	A	49.98	5	
1) Sharp, Cayden	2) Seger, Alexa			
3) Boscolo, Kiki	4) Tucker, Taylor			
5 DePauw	A	51.22	4	
1) Smith, Jaida	2) Boston, Lillian			
3) Cagan, Alexis	4) McKinley, Katie			
--- Washington U.	B	DNF		
1) Pleas, Gemma	2) Kohlstruk, Casey			
3) Leighty, Kathryn				

Women 4x400 Meter Relay

Team	Relay	Finals		
Finals				
1 Washington U.	A	3:50.20	10	
1) Dudley, Katherine	2) Gupte, Alicia			
3) #113 Sarussi, Alessia	4) #112 Kelley, Emma			
2 Lindenwood	A	3:56.77	8	
1) #37 Hoyte, Rosette	2) #40 Markel, Jessica			
3) Martinez, Martina	4) Alexandre, Olivia			
3 Washington U.	B	x4:03.71		
1) Leighty, Kathryn	2) #107 Dunne, Aoife			
3) #111 Fox, Sophie	4) #108 Bristow, Grace			
4 DePauw	A	4:04.55	6	
1) Borland, Charlotte	2) #6 Grammel, Annalise			
3) Stoffregen, Seelye	4) Pasch, Erin			

2022 Wash U Invite Meet - 4/2/2022

Francis Field

Results

Finals ... (Women 4x400 Meter Relay)

Team	Relay	Finals	
5 Rhodes	A	4:10.91	5
1) Farnsworth, Isabel	2) Cundiff, Alli		
3) Sullivan, Rachel	4) Chandler, Maddie		
6 Washington U.	C	x4:14.62	
1) Kaplan, Ruby	2) #110 Fowler, Morgan		
3) #76 Pridgen, Virginia	4) #68 Karner, Anna		
7 Rhodes	B	x4:17.12	
1) Weilmuenster, Megan	2) #53 Thomas, Lucy		
3) Perry, Anna	4) Payne, Kendra		
8 Lindenwood	B	x4:17.87	
1) #43 Pulliam, Nadia	2) #38 Hubbell, Emma		
3) Siehou, Tea	4) Wagner, Marketa		
9 Greenville	A	4:23.20	4
1) Sharp, Cayden	2) Roberts, Alexis		
3) Tucker, Taylor	4) #31 Mansfield, Olivia		
10 Saint Mary's (Minn.)	A	4:46.79	3
1) Swanson, Anna	2) Gearin, Caroline		
3) Utgaard, Abrianna	4) Weis, Madison		
11 Greenville	B	x4:50.81	
1) #35 Williams, Hannah	2) #20 Compton, Vanessa		
3) #32 Schwaab, Eva	4) #26 Hintz, Makenna		
--- Washington U.	D	DNF	
1) Llevat, Isabella	2) Rajamani, Sejal		
3) #78 Saliba, Elizabeth			

Women High Jump

1.30,1.40,1.50,1.55,1.60,1.65,1.68

Name	School	Finals	
Finals			
1 Tarter, Becca	Washington U	1.65m	10
2 Berkey, Lucia	Rhodes	1.60m	8
3 Sullivan, Rachel	Rhodes	J1.60m	6
4 Moenickeim, Madelyn	Washington U	1.50m	4
4 Young, Kym	Rhodes	1.50m	4
4 Hartman, Abby	DePauw	1.50m	4
7 Vancil, Anna Beth	Greenville	J1.50m	2
8 Holt, Abby	Principia	J1.50m	1
9 Mays, Emma	Lindenwood	1.40m	
9 Bucchieri, Laura	Washington U	1.40m	
9 Vasquez, Aaliyah	Greenville	1.40m	
9 Solarek, Bella	Rhodes	1.40m	
13 Coomer, Emma	Lindenwood	1.30m	
13 Hanson, Avery	Principia	1.30m	
--- Endries, Riley	Washington U	NH	
--- Goering, Alli	Greenville	NH	

Women Pole Vault

2.50,2.70,2.85,3.0,3.15,3.30,3.45,3.60,3.70,3.80,3.85

+ .5's

Name	School	Finals	
Finals			
1 Cole, Grace	Rhodes	3.60m	10
2 Ruff, Yasmin	Washington U	J3.60m	8
3 Payne, Kendra	Rhodes	3.45m	6

4 Katz, Amanda	Washington U	3.30m	5
5 Stemen, Emma	DePauw	3.15m	4
6 Curtis, Anna	Washington U	3.00m	3
7 Ihling, Maya	Rhodes	2.85m	2
8 Stock, Makenzie	Washington U	2.70m	0.5
8 Craig, Kylee	Rhodes	2.70m	0.5
10 Byom, Emmarie	Saint Mary's	J2.70m	
--- Gearin, Caroline	Saint Mary's	NH	

Women Long Jump

3 attempts, 9 to finals, 3 attempts

Name	School	Finals	
Finals			
1 Chandler, Maddie	Rhodes	5.69m	10
2 Klausler, Sydney	Saint Mary's	5.40m	8
3 Opata, Ebunoluwa	Washington U	5.36m	6
4 Chalmers, Carina	Lindenwood	5.30m	5
5 Bucchieri, Laura	Washington U	5.19m	4
6 Berkey, Lucia	Rhodes	5.07m	3
7 Smith, Jaida	DePauw	4.92m	2
8 Vasquez, Aaliyah	Greenville	4.88m	1
9 Lim, Rebecca	Washington U	4.87m	-1.7
10 Maul, Lillian	Saint Mary's	4.65m	3.6
11 Day, Kaitlin	Washington U	4.46m	1.2
12 Hendershot, Lynna	DePauw	4.31m	0.7
13 Hudson, Andrea	Greenville	4.17m	3.8
14 Boscolo, Kiki	Greenville	4.06m	4.7
15 Goering, Alli	Greenville	3.62m	1.8
--- Patton, Kianna	Webster	FOUL	
--- Coomer, Emma	Lindenwood	FOUL	

Women Triple Jump

6 attempts

Name	School	Finals	
Finals			
1 Opata, Ebunoluwa	Washington U	12.29m	10
2 Walker, Zi'Onay	Washington U	11.81m	8
3 Chalmers, Carina	Lindenwood	11.36m	6
4 Lim, Rebecca	Washington U	10.21m	5
5 Day, Kaitlin	Washington U	10.20m	4

Women Shot Put

3 attempts, 9 to finals, 3 attempts

Name	School	Finals	
Finals			
1 Kubes, Samantha	Saint Mary's	12.07m	10
2 Sudar, Krista	Washington U	11.58m	8
3 Rodriguez, Tawny	Greenville	11.50m	6
4 Young, Kym	Rhodes	11.33m	5
5 Gray, Jillian	Rhodes	11.02m	4
6 Simpson, Taylor	Washington U	10.79m	3
7 Farmer, Alea	Lindenwood	10.44m	2
8 Smith, Ashley	Greenville	10.08m	1
9 Wallendal, Morgan	Saint Mary's	9.99m	
10 Llewellyn, Isabelle	Webster	9.74m	
11 Jackman, Sydney	Saint Mary's	9.29m	

2022 Wash U Invite Meet - 4/2/2022

Francis Field

Results

Finals ... (Women Shot Put)

Name	School	Finals
12 Stiehler, Reanna	DePauw	9.02m
13 Wagner, Brianna	DePauw	8.60m
14 Ray, Ella	Greenville	8.56m
15 Talanoa, Talahiva	Greenville	8.50m
16 Aguilar, Lilly	Webster	8.07m
17 Stuckey, Dahlia	Greenville	7.63m

Women Discus Throw

3 attempts, 9 to finals, 3 attempts

Name	School	Finals
Finals		
1 Rodriguez, Tawny	Greenville	41.02m 10
2 Sudar, Krista	Washington U	38.61m 8
3 Farmer, Alea	Lindenwood	34.13m 6
4 Stevermer, Olivia	Washington U	33.82m 5
5 Young, Kym	Rhodes	33.13m 4
6 Simpson, Taylor	Washington U	32.74m 3
7 Curtis, Zoe	Rhodes	31.57m 2
8 Aguilar, Lilly	Webster	31.50m 1
9 Wagner, Brianna	DePauw	30.96m
10 Gray, Jillian	Rhodes	30.76m
11 Smith, Ashley	Greenville	30.16m
12 Llewellyn, Isabelle	Webster	30.10m
13 Kubes, Samantha	Saint Mary's	29.63m
14 Talanoa, Talahiva	Greenville	28.98m
15 Goldstein, Danya	Washington U	28.93m
16 Wallendal, Morgan	Saint Mary's	28.21m
17 Jackman, Sydney	Saint Mary's	26.62m
18 Stiehler, Reanna	DePauw	26.34m
19 Szydlowski, Abigail	Webster	23.66m
20 Ray, Ella	Greenville	23.51m

Women Hammer Throw

3 attempts, 9 to finals, 3 attempts

Name	School	Finals
Finals		
1 Shoemake, Ashley	Lindenwood	49.92m 10
2 Kanengiser, Halo	Lindenwood	44.51m 8
3 Sudar, Krista	Washington U	44.45m 6
4 Rodriguez, Tawny	Greenville	42.31m 5
5 Kubes, Samantha	Saint Mary's	41.79m 4
6 Simpson, Taylor	Washington U	38.67m 3
7 Stiehler, Reanna	DePauw	37.59m 2
8 Young, Kym	Rhodes	33.31m 1
9 Wagner, Brianna	DePauw	31.67m
10 Llewellyn, Isabelle	Webster	30.52m
11 Fredrickson, Jordan	Rhodes	30.17m
12 Smith, Ashley	Greenville	29.73m
13 Gray, Jillian	Rhodes	29.49m
14 Szydlowski, Abigail	Webster	28.75m
15 Talanoa, Talahiva	Greenville	27.98m
16 McLeod-Warrick, Rachel	Principia	27.54m
17 Ray, Ella	Greenville	27.27m
18 Aguilar, Lilly	Webster	26.90m

19 Goldstein, Danya	Washington U	26.55m
20 Cole, Grace	Rhodes	24.74m
21 Stuckey, Dahlia	Greenville	23.47m
--- Jackman, Sydney	Saint Mary's	FOUL
--- Curtis, Zoe	Rhodes	FOUL
--- Wallendal, Morgan	Saint Mary's	FOUL
--- Becker, Anna	Saint Mary's	FOUL

Women Javelin Throw

3 attempts, 9 to finals, 3 attempts

Name	School	Finals
Finals		
1 Pasch, Erin	DePauw	35.54m 10
2 Duet, Evan	Rhodes	35.18m 8
3 Chandler, Maddie	Rhodes	33.00m 6
4 Hudson, Andrea	Greenville	32.87m 5
5 Goldstein, Danya	Washington U	32.77m 4
6 Llewellyn, Isabelle	Webster	32.58m 3
7 Curtis, Zoe	Rhodes	32.21m 2
8 Brown, Emma	Greenville	31.89m 1
9 Comish, Avery	Rhodes	30.12m
10 Roberts, Alexis	Greenville	27.17m
11 Lande, Jordan	Webster	26.80m
12 Gatine, Delaney	Principia	26.65m
13 Cagan, Alexis	DePauw	26.21m
14 Stiehler, Reanna	DePauw	23.31m
15 Becker, Anna	Saint Mary's	21.09m
16 Szydlowski, Abigail	Webster	20.46m
17 Utgaard, Abrianna	Saint Mary's	19.40m
18 Endries, Riley	Washington U	17.45m
19 Wagner, Brianna	DePauw	14.30m

Men 100 Meter Dash

Name	School	Finals
Finals		
1 Carter, Corey	Principia	10.55 10
2 Michael-Khensu, Jabari	Unattached	10.79 2.9
3 Anderson, CJ	Greenville	10.81 8
4 Whitaker, Andrew	Washington U	10.98 6
5 Moore, Matt	Washington U	10.99 5
6 Gerzon, Luke	Rhodes	11.00 4
7 Perez, Elijah	Webster	11.04 3
8 McLaurin, Darren	DePauw	11.10 2
9 LaTouche, Chase	Greenville	11.18 1
10 Claman, Nikos	Washington U	11.20 2.9
11 Strupp, Coleton	Saint Mary's	11.23 2.9
12 Blankenship, Jason	Lindenwood	11.24 2.1
13 Alcedo, Zae	Unattached	11.27 2.5
14 Green, Chase	Washington U	11.33 2.5
15 Cooper, Dan	Saint Mary's	11.36 2.9
16 Byrd, Evan	Rhodes	11.37 1.7
16 Leahy, Paul	Unattached	11.37 2.1
18 Malambwe, Brian	Principia	11.40 2.5
18 Laleye, Ayotunde	DePauw	11.40 2.1
20 Alfred, Giovanni	Washington U	11.50 2.5
21 Grant, Malik	Greenville	11.51 2.5

2022 Wash U Invite Meet - 4/2/2022

Francis Field
Results

Finals ... (Men 100 Meter Dash)

Name	School	Finals
22 Aubuchon, Steven	Webster	11.54 2.1
23 Louis, Kentrell	Rhodes	11.56 2.1
24 Charles, Darrell	Lindenwood	11.66 2.5
25 Martin, Andrew	Saint Mary's	11.84 2.9
26 Smith, Jadis	Webster	11.94 1.7
27 Rayson, Tyler	Webster	12.05 1.7
28 Jones, Alex	Greenville	12.07 2.9
29 Coffman, Joshua	Unattached	12.32 2.9
30 Frenzel, Charlie	Saint Mary's	12.99 2.9

Men 200 Meter Dash

Name	School	Finals
Finals		
1 Carter, Corey	Principia	21.21 10
2 Leda, Dorian	Lindenwood	21.46 8
3 Michael-Khensu, Jabari	Unattached	21.48 +0.0
4 Walkes-Miller, Jameel	Lindenwood	21.53 6
5 Mills, Harry	Washington U	21.97 5
6 Rantanen, Carson	Greenville	22.00 4
7 Wagner, John Harry	Washington U	22.04 3
8 Clark, Billy	Rhodes	22.06 2
9 Logan, Romon	Lindenwood	22.37 1
10 Gill, Mitchell	Principia	22.45 +0.0
11 Jackson, Garrett	Saint Mary's	22.62 0.6
12 Whetstone, Jack Henry	Washington U	22.74 0.6
13 Blankenship, Jason	Lindenwood	22.75 3.3
14 Andino, Noel	Greenville	22.78 3.3
15 McLaurin, Darren	DePauw	22.84 3.3
16 Adamson, Oliver	Saint Mary's	22.95 3.6
17 Leahy, Paul	Unattached	22.97 0.6
18 Githuku, Ryan	Washington U	23.05 3.6
19 Laleye, Ayotunde	DePauw	23.14 3.6
20 Bulwa, Chris	Saint Mary's	23.19 1.7
21 Baraza, Junior	Principia	23.26 1.7
22 Malambwe, Brian	Principia	23.44 3.3
23 Rich, Colton	Greenville	23.65 3.6
24 Cerkovnik, David	Rhodes	23.73 1.7
25 Johnson, Brady	Saint Mary's	23.83 3.3
26 Cisewski, Antonio	Saint Mary's	23.91 1.7
27 Aubuchon, Steven	Webster	23.98 0.6
28 Grant, Malik	Greenville	24.05 2.8
29 Wynn, Zion	Rhodes	24.19 3.6
30 McMinns, James	Greenville	24.24 3.6
31 Louis, Kentrell	Rhodes	24.31 1.7
32 Smith, Jadis	Webster	24.35 3.3
33 Charles, Darrell	Lindenwood	24.38 1.7
34 Gonzalez, Sam	DePauw	24.56 2.8
35 Rayson, Tyler	Webster	24.97 3.3
36 Jones, Aaron	Greenville	25.07 2.8
37 Jones, Alex	Greenville	25.11 2.8
38 Frenzel, Charlie	Saint Mary's	25.97 2.8
39 Harris, Thomas	Greenville	27.53 1.7

Men 400 Meter Dash

Name	School	Finals
Finals		
1 Gill, Mitchell	Principia	49.78 10
2 Wagner, John Harry	Washington U	49.81 8
3 Clark, Billy	Rhodes	50.12 6
4 Mills, Harry	Washington U	50.41 5
5 Charles, Boris	Lindenwood	50.80 4
6 Perez, Elijah	Webster	50.90 3
7 Andino, Noel	Greenville	51.04 2
8 Santoro, Arthur	Washington U	51.63 1
9 Whetstone, Jack Henry	Washington U	51.66
10 Beyers, Jared	Greenville	51.91
11 Trevino, Claudio	Greenville	52.02
12 Githuku, Ryan	Washington U	52.15
13 Smyth, Aidan	Washington U	53.99
14 Clark, Joshua	Webster	54.24
15 Cerkovnik, David	Rhodes	54.36
16 Cook, Jeremiah	Rhodes	54.38
17 #100 Hussey, Dillon	Principia	54.50
18 Gonzalez, Sam	DePauw	57.01

Men 800 Meter Run

Name	School	Finals
Finals		
1 #88 Potter, Steven	Wis.-Oshkosh	1:54.95 10
2 #65 Cobin, Alex	Washington U	1:55.64 8
3 #109 Cox, Jackson	Washington U	1:57.54 6
4 #54 Thompson, Justin	Rhodes	1:58.19 5
5 #77 Ribeiro Duraes, Ferna	Washington U	1:58.56 4
6 #95 Triggs, Kaelin	Webster	1:58.77 3
7 #12 Ocasek, Michael	DePauw	2:00.24 2
8 #83 Ten Eyck, Eli	Washington U	2:00.63 1
9 #39 Hudson, Brody	Lindenwood	2:00.65
10 #17 Baird, Lukas	Greenville	2:01.33
11 #85 Wright, Connor	Washington U	2:01.91
12 #28 Kessinger, Collin	Greenville	2:02.45
13 #4 Bird, Callaway	DePauw	2:04.56
14 #79 Sanchez, Jesse	Washington U	2:05.04
15 #14 Streib, Henry	DePauw	2:05.22
16 #52 Rhea, Austin	Rhodes	2:05.93
17 #47 Dunaway, Tucker	Rhodes	2:08.82
18 #21 Dagner, Ray	Greenville	2:09.27
19 #29 Lakotich, Tony	Greenville	2:09.84
20 #59 Cardenas, Tommy	Unattached	2:11.24
21 #24 Goodenow, James	Greenville	2:12.48
22 #5 Brelage, Thomas	DePauw	2:13.10
23 #48 Fusco, Brendan	Rhodes	2:13.40
24 #34 Wenke, Joey	Greenville	2:13.53
25 #101 Karega, Simon	Principia	2:19.37
26 #100 Hussey, Dillon	Principia	2:20.62
27 #96 Blair, Tobin	Principia	2:22.26

2022 Wash U Invite Meet - 4/2/2022

Francis Field
Results

Men 1500 Meter Run

Name	School	Finals
Finals		
1 #81 Sidamon-Eristoff, Anc	Washington U	3:57.10 10
2 #45 Touron, Maxime	Lindenwood	3:57.48 8
3 #12 Ocasek, Michael	DePauw	3:58.33 6
4 #77 Ribeiro Duraes, Ferna	Washington U	3:59.06 5
5 #83 Ten Eyck, Eli	Washington U	3:59.34 4
6 #63 Cera, Tucker	Washington U	4:04.77 3
7 #59 Cardenas, Tommy	Unattached	4:04.80
8 #66 Fallon, Charlie	Washington U	4:09.42 2
9 #79 Sanchez, Jesse	Washington U	4:09.70 1
10 #23 Gomez, Joe	Greenville	4:10.17
11 #14 Streib, Henry	DePauw	4:10.76
12 #36 Havi, Bramwell	Lindenwood	4:11.37
13 #84 Wong, Mason	Washington U	4:12.98
14 #5 Brelage, Thomas	DePauw	4:17.33
15 #41 Mello, Brady	Lindenwood	4:17.65
16 #80 Sharma, Rishi	Washington U	4:20.34
17 #91 Cervantes, Javier	Webster	4:28.54
18 #48 Fusco, Brendan	Rhodes	4:31.91
19 #106 Woodrow, Jimmy	Principia	4:33.48
20 #57 Brindamour, Isaiah	Saint Mary's	4:33.92
21 #16 Atkins, Isaiah	Greenville	4:35.99
22 #22 Espinoza, Osvaldo	Greenville	4:39.78
23 #8 Hlade, Alex	DePauw	4:44.20
24 #98 Gatobu, Charles	Principia	4:48.67
25 #46 Brinkley, Duke	Rhodes	4:54.96
26 #27 Kaneko, Tohma	Greenville	4:56.26
27 #13 Smith, Christian	DePauw	4:59.85
28 #92 Fletcher, Caleb	Webster	5:02.81
29 #103 Ngeso, Donbosco	Principia	5:11.63

Men 110 Meter Hurdles

Name	School	Finals
Finals		
1 Alfred, Giovanni	Washington U	14.41 10
2 Stokes, Hugh	Rhodes	15.13 8
3 Jansen, Daniel	DePauw	15.93 6
4 Williams, Armond	Webster	16.35 5
5 Walker, Houston	Rhodes	16.61 4
6 Casey, Jake	Lindenwood	18.11 3

Men 400 Meter Hurdles

Name	School	Finals
Finals		
1 Dixon, Damaine	Lindenwood	53.16 10
2 Sonntag, Tommy	Lindenwood	57.46 8
3 Samuels, Rasheed	Lindenwood	59.04 6
4 Evers, Benjamin	Lindenwood	59.24 5
5 Stokes, Hugh	Rhodes	1:00.56 4
6 Lane, Dylan	Washington U	1:00.59 3
7 LaPoint, Andrew	Washington U	1:01.11 2
8 Walker, Houston	Rhodes	1:02.32 1
9 Kessinger, Carter	Greenville	1:06.12

Men 3000 Meter Steeplechase

Name	School	Finals
Finals		
1 #56 Zangler, Anthony	Rhodes	10:28.76 10
2 #89 Baker, Sam	Webster	10:39.76 8
3 #51 Parker, Nick	Rhodes	10:59.35 6
--- #49 Mason, Luke	Rhodes	DNF

Men 4x100 Meter Relay

Team	Relay	Finals
Finals		
1 Lindenwood	A	41.95 10
1) Leda, Dorian	2) Dixon, Damaine	
3) Walkes-Miller, Jameel	4) Blankenship, Jason	
2 Greenville	A	42.57 8
1) Anderson, CJ	2) Rantanen, Carson	
3) LaTouche, Chase	4) Beyers, Jared	
3 Saint Mary's (Minn.)	A	43.73 6
1) Cisewski, Antonio	2) Adamson, Oliver	
3) Cooper, Dan	4) Jackson, Garrett	
4 Rhodes	A	44.42 5
1) Louis, Kentrell	2) Clark, Billy	
3) Byrd, Evan	4) Gerzon, Luke	
5 DePauw	A	44.92 4
1) Laleye, Ayotunde	2) McLaurin, Darren	
3) Lomax, BJ	4) Troupe, Christian	
--- Washington U.	A	DQ
1) Claman, Nikos	2) Wagner, John Harry	
3) Mills, Harry	4) Moore, Matt	
--- Greenville	B	DQ
1) Andino, Noel	2) Kile, Wesley	
3) Mix, Xavier	4) Green, Isaac	

Men 4x400 Meter Relay

Team	Relay	Finals
Finals		
1 Lindenwood	A	3:15.29 10
1) Charles, Boris	2) Dixon, Damaine	
3) Logan, Romon	4) Leda, Dorian	
2 Washington U.	A	3:23.88 8
1) Whitaker, Andrew	2) #109 Cox, Jackson	
3) Mills, Harry	4) Wagner, John Harry	
3 Washington U.	B	x3:24.73
1) Whetstone, Jack Henry	2) Githuku, Ryan	
3) #85 Wright, Connor	4) Santoro, Arthur	
4 Lindenwood	B	x3:28.48
1) Sonntag, Tommy	2) #45 Touron, Maxime	
3) Walkes-Miller, Jameel	4) #39 Hudson, Brody	
5 Greenville	B	x3:30.62
1) #17 Baird, Lukas	2) #21 Dagner, Ray	
3) #23 Gomez, Joe	4) Andino, Noel	
6 Greenville	A	3:32.41 6
1) Beyers, Jared	2) #28 Kessinger, Collin	
3) LaTouche, Chase	4) Trevino, Claudio	

2022 Wash U Invite Meet - 4/2/2022

Francis Field

Results

Finals ... (Men 4x400 Meter Relay)

Team	Relay	Finals
7 DePauw	A	3:33.65 5
1) Jansen, Daniel	2) #4 Bird, Callaway	
3) #14 Streib, Henry	4) #12 Ocasek, Michael	
8 Rhodes	A	3:44.63 4
1) Stokes, Hugh	2) #47 Dunaway, Tucker	
3) Walker, Houston	4) #52 Rhea, Austin	
9 Greenville	C	x3:46.99
1) Kessinger, Carter	2) #24 Goodenow, James	
3) #29 Lakotich, Tony	4) Rich, Colton	
--- Washington U.	C	DNF
1) Smyth, Aidan	2) Xenakis, Loucas	

Men High Jump

1.50,1.60,1.70,1.80,1.85,1.90,1.95,1.98

Name	School	Finals
1 Snyder, Michael	Washington U	2.00m 10
2 Williams, Armond	Webster	1.90m 8
3 Matthews, Hunter	Greenville	J1.90m 6
4 Rowland, Gage	Lindenwood	J1.90m 5
5 Jansen, Daniel	DePauw	1.85m 4
6 Norzagaray, Alex	Lindenwood	1.70m 3
7 Wynn, Zion	Rhodes	J1.70m 2
8 Clayton, TJ	Rhodes	1.60m 1
9 Casey, Jake	Lindenwood	J1.60m

Men Pole Vault

3.30, 3.60, 3.90, 4.05, 4.20, 4.35, 4.50, 4.60, 4.70, 4.75

+5's

Name	School	Finals
1 Gatz, Aidan	Saint Mary's	4.35m 10
2 Kile, Wesley	Greenville	4.20m 8
3 Brown Ton, Evan	Washington U	4.05m 6
4 Stack, Matthew	Saint Mary's	J4.05m 5
5 George, Cameron	Rhodes	3.90m 4
6 Owens, Brendan	Rhodes	3.60m 3
7 Garland, Landon	Webster	J3.60m 2
--- Strupp, Coleton	Saint Mary's	NH
--- Winiarski, Sam	Washington U	NH

Men Long Jump

3 attempts, 9 to finals, 3 attempts

Name	School	Finals
1 Moore, Matt	Washington U	6.87m 10
2 Boyd, Leon	Unattached	6.84m 6.5
3 Alexander, Jarom	Lindenwood	6.65m 8
4 Gerzon, Luke	Rhodes	6.43m 6
5 Rowland, Gage	Lindenwood	6.42m 5
6 Kang, Solomon	Washington U	6.39m 4
7 Awoyomi, Abayomi	Washington U	6.37m 3
8 Watson, Carson	DePauw	6.34m 2
9 Roach, Ian	Greenville	6.33m 1

10 Xenakis, Loucas	Washington U	6.14m -1.9
11 Laleye, Ayotunde	DePauw	6.10m 1.9
12 Norzagaray, Alex	Lindenwood	6.07m 1.5
12 Sempumbu, Pius	Principia	6.07m 0.1
14 Cooper, Dan	Saint Mary's	6.05m -1.8
15 Joachim, Matthew	Washington U	6.00m -0.8
16 Grant, Malik	Greenville	5.93m 1.1
17 Casey, Jake	Lindenwood	5.89m 0.2
18 Smith, Jadis	Webster	5.87m 0.8
19 Martin, Andrew	Saint Mary's	5.83m +0.0
20 Tolliver, Tyler	Lindenwood	5.79m 2.6
21 Casey, Chad	Lindenwood	5.76m +0.0
22 Matthews, Hunter	Greenville	5.75m 1.9
23 Frenzel, Charlie	Saint Mary's	5.63m 0.4
24 Johnson, Brady	Saint Mary's	5.61m 1.5
25 Clayton, TJ	Rhodes	5.57m 1.5
26 Mitchell, Kobe	Greenville	5.54m 0.3
27 Rayson, Tyler	Webster	5.41m 1.6
28 Cisewski, Antonio	Saint Mary's	5.39m 0.7
28 Holt, Cooper	Principia	5.39m 1.3
30 Pollard, Lamar	Greenville	5.32m 2.0
31 Smith, LaZell	Greenville	5.06m +0.0
--- Bulwa, Chris	Saint Mary's	FOUL

Men Triple Jump

3 attempts, 9 to finals, 3 attempts

Name	School	Finals
1 Boyd, Leon	Unattached	15.00m -1.3
2 Womack, Ju'Qui	Lindenwood	13.53m 10
3 Awoyomi, Abayomi	Washington U	13.47m 8
4 Underwood, Colton	Greenville	12.77m 6
5 Tolliver, Tyler	Lindenwood	12.41m 5
6 Green, Isaac	Greenville	12.39m 4
7 Peternel, Jordan	Greenville	11.92m 3
8 Owens, Brendan	Rhodes	11.82m 2
9 Casey, Chad	Lindenwood	11.80m 1
--- Joachim, Matthew	Washington U	FOUL
--- Byrd, Evan	Rhodes	FOUL

Men Shot Put

3 attempts, 9 to finals, 3 attempts

Name	School	Finals
1 Brown, Nate	Greenville	14.05m 10
2 Decoursey, Bennett	DePauw	13.77m 8
3 Bowerman, Nolen	Washington U	13.19m 6
4 Elkhatab, Seifeldin	Washington U	12.71m 5
5 Caraker, Shane	Rhodes	12.64m 4
6 Serrano Alvarado, Fernand	Rhodes	11.72m 3
7 Binion, Matthew	Greenville	11.34m 2
8 McLaurin, Turjon	Greenville	11.04m 1
9 Thebeau, Blake	Greenville	10.99m
10 Eskenazi, Benjamin	Washington U	10.94m
11 Johnson, Jeremiah	Webster	9.78m
12 Phulnauth, Travis	Washington U	9.61m

2022 Wash U Invite Meet - 4/2/2022

Francis Field

Results

Finals ... (Men Shot Put)

Name	School	Finals
13 Parker, Ja'Lyn	Greenville	7.90m

Men Discus Throw

3 attempts, 9 to finals, 3 attempts

Name	School	Finals
------	--------	--------

Finals

1 Decoursey, Bennett	DePauw	50.53m	10
2 Brown, Nate	Greenville	46.99m	8
3 Caraker, Shane	Rhodes	41.04m	6
4 Bowerman, Nolen	Washington U	39.36m	5
5 Curran, Sean	Saint Mary's	38.78m	4
6 Elkhatab, Seifeldin	Washington U	36.94m	3
7 Phulnauth, Travis	Washington U	34.31m	2
8 Serrano Alvarado, Fernand	Rhodes	34.20m	1
9 McLaurin, Turjon	Greenville	33.66m	
10 Stewart, Jake	Rhodes	33.48m	
11 Xenakis, Loucas	Washington U	31.49m	
12 Bakalars, Frankie	Saint Mary's	31.38m	
13 Johnson, Jeremiah	Webster	30.08m	
14 Eskenazi, Benjamin	Washington U	29.68m	
15 Fritz, Casen	Saint Mary's	17.98m	
--- Thebeau, Blake	Greenville	FOUL	

Men Hammer Throw

3 attempts, 9 to finals, 3 attempts

Name	School	Finals
------	--------	--------

Finals

1 Kulinski, Logan	Lindenwood	56.07m	10
2 Curran, Sean	Saint Mary's	51.11m	8
3 Bakalars, Frankie	Saint Mary's	49.82m	6
4 Caraker, Shane	Rhodes	48.20m	5
5 Serrano Alvarado, Fernand	Rhodes	45.83m	4
6 Schuette, Ben	Greenville	44.57m	3
7 Bowerman, Nolen	Washington U	42.95m	2
8 Thebeau, Blake	Greenville	41.87m	1
9 Phulnauth, Travis	Washington U	37.47m	
10 Binion, Matthew	Greenville	37.41m	
11 McLaurin, Turjon	Greenville	36.12m	
12 Hagenlocher, Matthew	Principia	32.68m	
13 Roach, Brent	Greenville	31.96m	
14 Stewart, Jake	Rhodes	31.94m	
15 Johnson, Jeremiah	Webster	31.61m	
16 Fritz, Casen	Saint Mary's	29.35m	
17 Klein, Kaiden	Webster	24.91m	
18 Brown, Nate	Greenville	21.47m	
--- Decoursey, Bennett	DePauw	FOUL	

Men Javelin Throw

3 attempts, 9 to finals, 3 attempts

Name	School	Finals
------	--------	--------

Finals

1 Cutting, Benjamin	Unattached	49.90m	
2 Elkhatab, Seifeldin	Washington U	47.66m	10
3 Inghram, Alex	Rhodes	46.38m	8

4 Xenakis, Loucas	Washington U	44.84m	6
5 #96 Blair, Tobin	Principia	42.59m	5
6 Jansen, Daniel	DePauw	38.91m	4
7 Klein, Kaiden	Webster	36.72m	3
8 Cerkovnik, David	Rhodes	36.21m	2
9 Johnson, Jeremiah	Webster	31.48m	1

Women - Team Rankings - 18 Events Scored

1) Washington U.	313.5
2) Rhodes	114.5
3) Lindenwood	92
4) DePauw	57
5) Greenville	51
6) Saint Mary's (Minn.)	25
7) Wis.-Oshkosh	13
8) Webster	8
9) Principia	3

Men - Team Rankings - 18 Events Scored

1) Washington U.	180
2) Lindenwood	126
3) Rhodes	110
4) Greenville	82
5) DePauw	53
6) Saint Mary's (Minn.)	39
7) Webster	36
8) Principia	35
9) Wis.-Oshkosh	10

Women's Tr ▾



WTRACK
04.02 FINAL

- < Saint Mary's
- WashU Invitational

+ WTRACK
04.09 FINAL

- Saint Mary's
- Ashton May Invitatio...

+ WTRACK
04.15.22

- Saint Mary's >
- Rittgers Invi

WOMEN'S TRACK & FIELD

[Questionnaire](#) [Roster](#) [More +](#)



Jim Lund, UW-L Sports Information

Cardinals make plenty of noise at UW-L

4/9/2022 9:15:00 PM



By: **DONNY NADEAU**, Saint Mary's Sports Information Director | dnadeau@smumn.edu

LA CROSSE, Wis. — After making the lengthy trek to St. Louis, Mo., for its outdoor season-opener last weekend, the Saint Mary's track and field teams were a little closer to home for meet No. 2.

[GAMEDAY PREVIEW](#)

[MEET RESULTS \(PDF\)](#)

With much the same positive results.

[Anna Swanson](#) (Osceola, Wis.) delivered a first-place throw in the javelin, and Sean Curran (Appleton, Wis.), Frankie Bakalars (La Crosse, Wis.), and the women's 4x100 relay team all posted Top 5 performances for the Cardinals at the Ashton May Invitational, hosted by UW-La Crosse.

Swanson, whose throw of 42.99 meters at the Texas Relays two weeks ago leaves her sitting second in all of NCAA Division III, was unstoppable on Friday, winning the javelin with a toss of 41.84 meters.

Curran and Bakalars, meanwhile, made their presence felt in the men's hammer throw, with Curran placing third (53.95 meters) and Bakalars adding a fifth (51.97m).

[Caroline Gearin](#) (Osceola, Wis.) and [Sydney Klausler](#) (Lakeville, Minn.) had busy afternoons for the SMU women, with the duo teaming with [Lilly Maul](#) (Madelia, Minn.) and [Madison Weis](#) (Annandale, Minn.) to place third in the 4x100 relay — stopping the clock in 51.74 — while Gearin was also eighth in the pole vault (3.27m) and Klausler was 11th in the 200 (26.52). [Samantha Kubes](#) (New Prague, Minn.) also chipped in an 11th-place effort in the shot put, uncorking a toss of 11.61 meters.

Coleton Strupp (Holmen, Wis.), Aidan Gatz (Elburn, Ill.), and Matthew Stack (Brooklyn Park, Minn.) all cleared 4.35 meters in the pole vault to finish sixth, ninth, and 13th, respectively, based on misses, while Dan Cooper (Belle Plaine, Minn.) added an 11th in the triple jump (12.58m).

The Cardinals are back in action on Friday, heading to Cedar Rapids, Iowa, to take part in the Rittgers Invitational, hosted by Coe College.

04.02.22

Gatz, Kubes lead the way for Cardinals

04.01.22

Throwers lead SMU charge at Wash. U.

04.01.22

T&F: GameDay at WashU Invitational

03.24.22

Swanson places 11th at Texas Relays

Ashton May Invitational
UW-La Crosse
Veterans Memorial Stadium - La Crosse, WI

Men 100 Meter Dash

Name	Yr	School	H#	Result			
Preliminaries							
1	VanHout, Cade	JR	Platteville	2	10.57	2.6	
2	Grant, Jaylen	JR	Oshkosh	1	10.60	2.2	
3	Willems, Davian	FR	Oshkosh	3	10.68	1.8	
4	Blaskowski, Sam	FR	La Crosse	2	10.66	2.6	
5	Klechefski, Stefan	FR	Eau Claire	1	10.76	2.2	
6	Richardson, Aaron	SR	Oshkosh	3	10.79	1.8	
7	Eben Ebai, Samuel	SO	St. Scholastica	2	10.80	2.6	
8	Thomas, Denzel	SR	Oshkosh	3	10.87	10.866	1.8
9	Ogbuli, Robert	SR	Oshkosh	3	10.87	10.869	1.8
10	Wolter, Charlie	FR	Eau Claire	3	11.04	11.031	1.8
11	Girone, Adrian	JR	Oshkosh	1	11.04	11.039	2.2
12	Heilman, Brent	JR	Stout	2	11.06	11.057	2.6
13	Turner, Derrick	FR	Platteville	2	11.06	11.059	2.6
14	Lee, Jake	SO	La Crosse	2	11.09		2.6
15	Schuster, Kaleb	SR	La Crosse	2	11.11		2.6
16	Savage, Maurice	SR	Viterbo	1	11.18		2.2
17	Strupp, Coleton	JR	Saint Mary's	1	11.25		2.2
18	Steinberg, Mackenson	JR	Stout	3	11.30		1.8
19	Weber, Evan	SO	Eau Claire	3	11.33		1.8
20	Diedrich, Sean	FR	St. Scholastica	3	11.34		1.8
21	Vanek, Spencer	FR	Platteville	1	11.35		2.2
22	Kotarak, Justin	SR	La Crosse	3	11.37		1.8
23	Katers, Josh	JR	Platteville	3	11.49		1.8
24	Jackson, Garrett	JR	Saint Mary's	2	13.26		2.6

Men 100 Meter Dash Qualifier

Name	Yr	School	H#	Result			
Finals							
1	Little, Londyn	FR	Oshkosh	1	10.88	2.9	
2	Wolter, Charlie	FR	Eau Claire	1	10.99	2.9	
3	Henderson, Rashaad	SO	Oshkosh	2	11.09	2.4	
4	Schuster, Kaleb	SR	La Crosse	2	11.12	2.4	
5	Lee, Jake	SO	La Crosse	3	11.24	1.3	
6	Kotarak, Justin	SR	La Crosse	3	11.36	1.3	
7	Adamson, Oliver	FR	Saint Mary's	3	11.42	1.3	
8	Williams, Darnell	FR	Viterbo	1	11.49	2.9	
9	Vang, Bobby	SO	Stout	3	11.56	1.3	
10	Slag, Mason	FR	Stout	2	11.74	2.4	
11	Cisewski, Antonio	FR	Saint Mary's	3	11.78	1.3	
12	Skroch, Nathan	SO	Stout	2	11.86	2.4	
13	Martin, Ean	FR	Augustana	2	11.89	2.4	
14	Szepieniec, Adam	FR	Stout	2	11.98	11.972	2.4
15	Iniguez, Ricky	SO	Augustana	1	11.98	11.976	2.9
16	Edland, Dylan	FR	Stout	1	12.17		2.9
17	Multhauf, Darian	SO	Viterbo	1	12.29		2.9

Men 100 Meter Dash

Name	Yr	School	Result		
Finals					
1	VanHout, Cade	JR	Platteville	10.51	10
2	Grant, Jaylen	JR	Oshkosh	10.62	8

3	Ogbuli, Robert	SR	Oshkosh	10.69	6
4	Blaskowski, Sam	FR	La Crosse	10.72	5
5	Willems, Davian	FR	Oshkosh	10.73	4
6	Eben Ebai, Samuel	SO	St. Scholastica	10.78	3
7	Klechefski, Stefan	FR	Eau Claire	10.89	2
8	Thomas, Denzel	SR	Oshkosh	10.97	1

Men 200 Meter Dash

Name	Yr	School	H#	Result			
Finals							
1	Ogbuli, Robert	SR	Oshkosh	1	21.42	10	
2	Little, Londyn	FR	Oshkosh	1	21.43	8	
3	Richardson, Aaron	SR	Oshkosh	1	21.46	6	
4	VanHout, Cade	JR	Platteville	1	21.49	5	
5	Sottos, Seth	JR	Augustana	1	21.62	4	
6	Hill, Addison	FR	La Crosse	2	21.83	3	
7	Anderson, Jalen	JR	Viterbo	1	21.93	2	
8	Eben Ebai, Samuel	SO	St. Scholastica	1	21.97	1	
9	Henderson, Rashaad	SO	Oshkosh	1	21.99	1.9	
10	Wolter, Charlie	FR	Eau Claire	3	22.09	1.4	
11	McBride, Connor	SO	Augustana	2	22.38	1.5	
12	Thomas, Denzel	SR	Oshkosh	2	22.51	1.5	
13	Flood, Payton	FR	La Crosse	3	22.52	1.4	
14	Mrochek, Sam	FR	La Crosse	4	22.60	0.6	
15	Schuster, Kaleb	SR	La Crosse	3	22.62	1.4	
16	Montgomery, Devon		Unattached	2	X22.66	1.5	
17	Wheat, Amitai	SR	Oshkosh	2	22.74	22.733	1.5
18	Kotarak, Justin	SR	La Crosse	2	22.74	22.737	1.5
19	Weber, Evan	SO	Eau Claire	2	22.75		1.5
20	Vanek, Spencer	FR	Platteville	3	22.79		1.4
21	Lee, Jake	SO	La Crosse	4	22.87		0.6
22	Smith, Jason	FR	Augustana	3	22.88		1.4
23	Turner, Derrick	FR	Platteville	4	22.91		0.6
24	Norland, Lucas	FR	La Crosse	3	22.93		1.4
25	Katers, Josh	JR	Platteville	3	23.00		1.4
26	White, Payton	SO	Oshkosh	2	23.02		1.5
27	Zielke, Brett	FR	La Crosse	3	23.09		1.4
28	Palma, Richard	FR	Viterbo	5	23.17		1.0
29	Potter, Steven	JR	Oshkosh	3	23.39		1.4
30	Diedrich, Sean	FR	St. Scholastica	4	23.43		0.6
31	Slag, Mason	FR	Stout	5	23.44		1.0
32	Cooper, Dan	SO	Saint Mary's	5	23.46		1.0
33	Savage, Maurice	SR	Viterbo	3	23.47		1.4
34	Cathcart, Jon	SO	Augustana	4	23.53		0.6
35	Miller, Dylan	FR	Platteville	4	23.56		0.6
36	Skroch, Nathan	SO	Stout	4	23.69		0.6
37	Iniguez, Ricky	SO	Augustana	5	23.86	23.860	1.0
37	Reetz, Lane	FR	Eau Claire	5	23.86	23.860	1.0
39	Williams, Darnell	FR	Viterbo	4	23.95		0.6
40	Martin, Ean	FR	Augustana	5	24.00		1.0
41	Haack, Peter		Unattached	4	X24.05		0.6
42	Stroschein, Weston	FR	St. Scholastica	5	24.79		1.0
43	Martin, Andrew	JR	Saint Mary's	5	25.04		1.0
44	Multhauf, Darian	SO	Viterbo	4	25.72		0.6
45	Sotiropoulos, Simon	FR	St. Scholastica	5	25.75		1.0

Ashton May Invitational
UW-La Crosse
Veterans Memorial Stadium - La Crosse, WI

Men 400 Meter Dash

Name	Yr	School	H#	Result	
Finals					
1	McClowry, Colin	FR Eau Claire	1	48.82	10
2	Hill, Addison	FR La Crosse	1	48.90	8
3	Zenner, Zach	FR Platteville	2	49.40	6
4	Flood, Payton	FR La Crosse	1	49.71	5
5	Little, Londyn	FR Oshkosh	2	49.94	4
6	Schreiber, Sam	FR Eau Claire	2	49.96	3
7	Koehn, Bo	JR Oshkosh	2	49.98	2
8	Mrochek, Sam	FR La Crosse	3	50.04	1
9	Skifstad, Arik	JR Eau Claire	1	50.08	
10	Lijewski, Jordan	SR Eau Claire	1	50.17	
11	Zielke, Brett	FR La Crosse	3	50.60	
12	Downing, Jacob	SR Platteville	2	50.63	
13	Henderson, Rashaad	SO Oshkosh	2	50.68	
14	Green, Caleb	FR Stout	3	50.79	
15	Norland, Lucas	FR La Crosse	3	51.02	
16	Rothery, Ian	SR Augustana	1	51.05	
17	Potter, Steven	JR Oshkosh	2	51.19	
18	Adamson, Oliver	FR Saint Mary's	5	51.66	
19	Foland, Max	FR Eau Claire	4	51.69	
20	Brady, Sylvester	FR Augustana	4	52.21	
21	Miller, Matthew	SO Eau Claire	2	52.55	
22	Cherry, Ryan	SR Platteville	3	52.64	
23	Wendland, Evan	JR Oshkosh	3	52.81	
24	Peterson, Jericho	SO St. Scholastica	3	53.09	
25	Brindamour, Isaiah	SO Saint Mary's	4	53.13	
26	Bulwa, Chris	FR Saint Mary's	5	53.21	
27	Check, Dean	SO Augustana	4	53.79	
28	Johnson, Brady	FR Saint Mary's	5	54.51	
29	Palma, Richard	FR Viterbo	5	54.89	
30	Rubio, Miles	FR Augustana	5	55.00	
31	Foster, Isaiah	FR St. Scholastica	5	55.25	
32	Matelich, Nick	SO St. Scholastica	5	56.61	
33	Stapleton, Colin	SO Augustana	5	56.93	
34	Block, Gunnar	SR Unattached	4	X57.71	
35	Huber, Henry	FR St. Scholastica	5	59.69	

Men 800 Meter Run

Name	Yr	School	H#	Result	
Finals					
1	Schmidt, Wyatt	JR Wartburg	1	1:53.03	10
2	Madoch, Michael	SO La Crosse	1	1:53.07	8
3	Kisting, Tyler	FR La Crosse	1	1:55.11	6
4	Heinzman, Matt	SR Wartburg	1	1:55.64	5
5	Franz, Chad	SO La Crosse	2	1:56.46	4
6	Marquardt, Reid	SO Oshkosh	1	1:57.18	3
7	Ritzke, Elias	FR La Crosse	1	1:57.68	2
8	Turner, Alex	JR La Crosse	1	1:57.70	1
9	Blumer, Thomas	FR La Crosse	2	1:58.14	
10	Lueck, Dirk	SO La Crosse	2	1:58.46	
11	Bruehl, Noah	SR Oshkosh	1	1:58.84	
12	Martin, Dalton	JR Wartburg	1	1:59.08	

13	Witthun, Cody	SO Oshkosh	3	1:59.25	
14	VanderWilt, Jacob	SO Wartburg	1	1:59.32	
15	Douglas, Derek	FR St. Scholastica	3	1:59.59	
16	Voelker, Jason	SR Platteville	3	1:59.75	
17	Lynch, Joe	FR St. Scholastica	3	1:59.90	
18	Wiegert, Kory	FR Stout	3	1:59.91	
19	Henry, Nick	SO Wartburg	2	1:59.99	
20	Gibbons, Joe	FR Augustana	2	2:00.04	
21	Curry, Trent	FR La Crosse	2	2:00.71	
22	Schacherl, Nathan	FR La Crosse	2	2:01.20	
23	Flitsch, Zach	SR Platteville	3	2:01.98	
24	Egts, Matt	SR Wartburg	2	2:02.66	
25	Ali, Ali	SR Wartburg	1	2:02.88	
26	Smolinski, Jeffrey	SO Platteville	2	2:03.14	
27	Oyen, Jacob	FR Stout	4	2:03.43	
28	Wehrman, Joshua	FR Stout	3	2:03.48	
29	Kincaid, Greyson	JR Wartburg	4	2:03.98	
30	Worthington, Noah	SR Wartburg	3	2:04.15	
31	Christiansen, Caleb	SO Platteville	3	2:04.27	
32	Muffick, Logan	FR Stout	4	2:05.07	
33	Vey, Nick	FR Oshkosh	4	2:06.50	
34	Brittain, Callum	JR Wartburg	3	2:07.13	
35	Eisler, Korbin	FR Platteville	4	2:07.38	
36	Brindamour, Isaiah	SO Saint Mary's	1	2:08.92	
37	Schumacher, Adam	JR Augustana	4	2:09.43	
38	Benson, Luke	FR Wartburg	3	2:11.53	
39	Schwinghamer, John	JR St. Scholastica	2	2:11.66	
40	David, Evan	FR Viterbo	4	2:17.29	
41	Arias, Josh	FR Wartburg	4	2:20.34	
42	Rhodes, Brice	SO Wartburg	4	2:23.91	
43	Mossman, Colin	FR Platteville	4	2:26.92	

Men 1500 Meter Run

Name	Yr	School	H#	Result	
Finals					
1	Boone, Calvin	FR St. Scholastica	1	3:53.11	10
2	Schultz, Spencer	SO Stout	1	3:53.63	8
3	Verkerke, Sam	FR Eau Claire	1	3:54.06	6
4	Gille, Michael	JR Augustana	1	3:54.74	5
5	Ryan, Matthew	SO Stout	1	3:56.35	4
6	Dolan, Connor	SR Eau Claire	1	3:56.54	3
7	Rathkamp, Andrew	SR Oshkosh	1	3:57.39	2
8	Wolfe, Christopher	FR La Crosse	1	3:57.67	1
9	Pfrimmer, Lance	FR Stout	1	3:58.39	
10	Huhn, Parker	SO La Crosse	1	3:58.45	
11	Ford, Jason	SO Oshkosh	1	3:59.48	
12	DeWall, Lars	FR St. Scholastica	1	4:00.20	
13	Petri, Jake	SR Eau Claire	1	4:00.50	
14	Bell, Logan	FR Platteville	2	4:01.28	
15	Taylor, Wyatt	Winona State	1	4:01.35	
16	Keith, Henry	FR Eau Claire	2	4:02.69	
17	Duethman, Erik	Unattached	2	X4:03.03	
18	Gazarek, Alex	FR Augustana	2	4:03.25	
19	Kinzer, Jack	FR Wartburg	2	4:03.46	
20	Peterson, Jesse	FR Eau Claire	2	4:04.91	

Ashton May Invitational
UW-La Crosse
Veterans Memorial Stadium - La Crosse, WI

Finals ... (Men 1500 Meter Run)

Name	Yr	School	H#	Result
21 Christiansen, Caleb	SO	Platteville	3	4:04.99
22 Kordus, Eric	FR	Eau Claire	2	4:05.10
23 Hosni, Dwight	FR	Oshkosh	1	4:05.26
24 Neu, Nathan	FR	St. Scholastica	2	4:06.08
25 Bishop, Cale	FR	Stout	2	4:07.39
26 Locke, Trevor	FR	Stout	2	4:07.84
27 Manthey, Christian	FR	Stout	3	4:08.51
28 Cruise, Carter	FR	Wartburg	4	4:08.86
29 Wilson, Caleb		Unattached	4	X4:08.89
30 Zielinski, Karsten	SR	Augustana	2	4:09.22
31 Dolnik, Ryan	JR	Oshkosh	2	4:09.68
32 Hanson, Cade	FR	Stout	2	4:09.81
33 Haffner, Brett	SR	Eau Claire	2	4:10.02
34 Stout, Jaad	FR	Stout	4	4:10.14
35 Boudreau, Caleb	FR	Eau Claire	2	4:11.32
36 Fiala, Calvin	FR	Stout	3	4:11.45
37 Deboth, Casey	FR	Stout	3	4:11.95
38 Gross, Sid	JR	Eau Claire	3	4:12.05
39 Wade, Elijah	FR	Platteville	4	4:12.37
40 Meagher, Johnny	FR	Eau Claire	3	4:12.73
41 Trandahl, Nels	FR	Stout	3	4:12.96
42 Ray, Seth	FR	Eau Claire	2	4:14.63
43 Hesse-Withbroe, Jack	FR	Eau Claire	3	4:14.89
44 Scheit, Henry	FR	Stout	5	4:15.09
45 Bailey, Max	FR	Stout	4	4:17.84
46 Thomas, Matthew	FR	Stout	3	4:18.33
47 Dike, Braden	FR	Stout	4	4:19.90
48 Lundgren, Carl	FR	Eau Claire	3	4:20.16
49 Traeder, Eli	FR	Oshkosh	3	4:20.19
50 McLaughlin, Ben	FR	Unattached	4	X4:20.45
51 Sherry, Kade	FR	Stout	4	4:22.57
52 Steinbrecher, Quinn	SO	Saint Mary's	4	4:22.86
53 Carlson, Andrew	FR	Stout	5	4:24.19
54 Merrell, Tyler		Winona State	4	4:25.57
55 Rozek, Bennett	SO	Stout	5	4:25.91
56 Ackard, Grant	FR	Augustana	4	4:26.36
57 Ellison, Andrew	JR	Wartburg	4	4:27.25
58 Cuevas, Santiago	SO	Augustana	5	4:28.26
59 Hein, Zach	SO	Platteville	5	4:29.59
60 Stowell, Ed	FR	Eau Claire	3	4:30.04
61 Boelter, Ben	FR	St. Scholastica	5	4:30.44
62 Johns, Andrew	FR	Augustana	4	4:30.51
63 Schoenfield, Carl	SR	Augustana	5	4:30.74
64 Zielinski, Charles	FR	Augustana	5	4:31.31
65 Garro, Donovan	FR	Augustana	5	4:33.75
66 Earley, Austin	SO	Augustana	4	4:34.39
67 David, Evan	FR	Viterbo	4	4:37.42
68 Kester, Carson	FR	Platteville	5	4:38.13
69 Rhodes, Brice	SO	Wartburg	4	4:39.68
70 Johnson, Brady	SR	Augustana	5	4:40.16
71 Arias, Josh	FR	Wartburg	5	4:41.17
72 Sorenson, Ryan	SR	Augustana	4	4:41.34
73 Hurlless, Mason	JR	Augustana	5	4:47.48

74 Martin, Finbar FR Augustana 5 4:48.79

Men 5000 Meter Run

Name	Yr	School	Result
Finals			
1 Webber, Evan	SR	Augustana	15:50.62
2 Hutton, Jon	FR	Wartburg	15:56.81
3 Peterson, Marcus	FR	Stout	15:59.01
4 Poock, Andrew	FR	Wartburg	15:59.83
5 Humpal, Troy	SR	Platteville	16:01.53
6 Roy, Gavin	FR	Wartburg	16:01.82
7 Neri, Eduardo	SO	Oshkosh	16:04.50
8 Munoz, Robby	FR	Wartburg	16:13.32
9 Steiniger, Griffin	FR	Wartburg	16:17.69
10 Murphy, William		Unattached	X16:18.47
11 Bathje, Jack	SO	Augustana	16:20.66
12 Zielke, Damon	FR	Stout	16:34.51
13 Keay, Jacob	FR	Wartburg	16:40.58
14 Baumhardt, Nolan	FR	Platteville	16:43.11
15 Byers, Devon	SO	St. Scholastica	16:48.93
16 Hoopes, Paul	FR	Wartburg	16:52.38
17 Fleuchaus, Ben	SO	Viterbo	17:05.31
--- Knutson, Nathaniel	FR	Wartburg	DNF

Men 110 Meter Hurdles

Name	Yr	School	H#	Result
Preliminaries				
1 Reilly, Carson	FR	La Crosse	1	14.97
2 Wagner, Hayden	FR	Stout	2	15.38
3 Anderson, Jalen	JR	Viterbo	4	15.41
4 Stugelmeyer, Cole	JR	Platteville	3	15.50
5 Pena, Elijah	SO	Oshkosh	1	15.03
6 Malm, Mason	FR	Eau Claire	2	15.40
7 Gleichauf, Jason	FR	Platteville	1	15.45
8 Beck, Noah	FR	Stout	3	15.63
9 Stegeman, Mitch	SO	Eau Claire	1	15.72
10 Foland, Max	FR	Eau Claire	3	15.74
11 Kiela, Aaron	FR	Oshkosh	2	15.76
12 Barth, Mason	FR	Stout	3	15.78
13 Johnson, Lukas	FR	La Crosse	4	15.85
14 Reetz, Lane	FR	Eau Claire	3	16.14
15 Zachgo, Hayden	FR	Stout	2	16.43 16.425
16 Yerges, Dale	FR	Platteville	1	16.43 16.429
17 Deegan, Brady	JR	Eau Claire	4	16.50
18 Sears, Aden	FR	Oshkosh	1	16.60
19 Chadwick, Casey	JR	Eau Claire	1	16.64
20 Phetteplace, Tyler	SR	Eau Claire	3	17.55
21 Dick, Brandon	FR	Stout	2	18.04
22 Jensen, Joseph	FR	La Crosse	4	18.09
23 Bosshart, RJ	SO	Oshkosh	3	20.03
24 Anderson, Judd	SR	Augustana	4	21.55
25 Mestnik, Tommy	FR	Eau Claire	2	22.19

Ashton May Invitational
UW-La Crosse
Veterans Memorial Stadium - La Crosse, WI

Men 110 Meter Hurdles

Name	Yr	School	Result	
Finals				
1	Reilly, Carson	FR La Crosse	15.00	10
2	Stugelmeyer, Cole	JR Platteville	15.11	8
3	Pena, Elijah	SO Oshkosh	15.26	6
4	Anderson, Jalen	JR Viterbo	15.38	5
5	Beck, Noah	FR Stout	15.39	4
6	Wagner, Hayden	FR Stout	15.40	3
7	Malm, Mason	FR Eau Claire	15.43	2
8	Gleichauf, Jason	FR Platteville	15.56	1

Men 400 Meter Hurdles

Name	Yr	School	H#	Result	
Finals					
1	Malm, Mason	FR Eau Claire	1	56.47	10
2	Wagner, Hayden	FR Stout	1	57.10	8
3	Deegan, Brady	JR Eau Claire	1	57.20	6
4	Jelinek, Owen	FR Stout	1	57.89	5
5	Phetplace, Tyler	SR Eau Claire	1	58.59	4
6	Phillips, Taylor	FR Eau Claire	1	59.30	3
7	Wiebelhaus, Dominic	FR Platteville	1	59.41	2
8	Lerdal, Weston	FR Oshkosh	1	59.61	1
9	Yerges, Dale	FR Platteville	2	1:00.28	
10	Eisenzimmer, Kevin	SO Eau Claire	2	1:02.84	
11	Beck, Noah	FR Stout	2	1:03.03	
---	Kiela, Aaron	FR Oshkosh	1	DNF	

Men 3000 Meter Steeplechase

Name	Yr	School	Result	
Finals				
1	Lancial, Connor	FR Wartburg	9:31.80	10
2	Fairchild, Corey	FR La Crosse	9:32.28	8
3	Loenser, Adam	FR La Crosse	9:33.59	6
4	True, Austin	FR La Crosse	9:37.56	5
5	Conroy, Liam	SR Wartburg	9:43.61	4
6	Goodenbour, Michael	FR Wartburg	9:44.82	3
7	Housman, Aiden	FR Wartburg	9:45.08	2
8	Chaffin, Luke	FR Unattached	X9:46.26	
9	Stangel, Ben	FR La Crosse	9:46.80	1
10	Strasser, Andrew	JR Oshkosh	9:53.06	
11	Serres, Jace	SO La Crosse	9:57.03	
12	Bye, Tracy	FR La Crosse	10:03.32	
13	Schmitz, Michael	SO Wartburg	10:06.38	
14	Coulter, Riley	SO Platteville	10:10.28	
15	Langridge, Joe	FR Augustana	10:17.54	
16	Warning, Micah	Winona State	10:17.62	
17	Dahl, Davin	SO Platteville	10:25.25	
18	Rygh, Carson	FR Wartburg	10:27.84	
19	Jankiewicz, Dane	JR Platteville	10:29.64	
20	Simonson, Will	Unattached	X10:30.33	
21	Gray, Ethan	JR Augustana	10:35.70	

Men 4x100 Meter Relay

Team	Relay	Result	
Finals			
1	Wis.-Platteville	A	41.95 10
	1) Rice, Jacob SR	2) VanHout, Cade JR	
	3) Downing, Jacob SR	4) Turner, Derrick FR	
2	Augustana (Ill.)	A	42.44 8
	1) Anderson, Judd SR	2) Sottos, Seth JR	
	3) Rothery, Ian SR	4) McBride, Connor SO	
3	Wis.-Stout	A	42.64 6
	1) Steinberg, Mackenson JR	2) Green, Caleb FR	
	3) Wagner, Hayden FR	4) Heilman, Brent JR	
4	Augustana (Ill.)	B	44.41
	1) Martin, Ean FR	2) Brady, Sylvester FR	
	3) Iniguez, Ricky SO	4) Smith, Jason FR	

Men 4x400 Meter Relay

Team	Relay	H#	Result	
Finals				
1	Wis.-Eau Claire	A	1 3:17.32	10
	1) Eisenzimmer, Kevin SO	2) McClowry, Colin FR		
	3) Schreiber, Sam FR	4) Lijewski, Jordan SR		
2	Wis.-Stout	A	1 3:23.35	8
	1) Heilman, Brent JR	2) Green, Caleb FR		
	3) Dick, Brandon FR	4) Jelinek, Owen FR		
3	Wis.-Platteville	A	1 3:24.03	6
	1) Vanek, Spencer FR	2) Cherry, Ryan SR		
	3) Miller, Dylan FR	4) Zenner, Zach FR		
4	Augustana (Ill.)	A	1 3:26.02	5
	1) Brady, Sylvester FR	2) McBride, Connor SO		
	3) Rothery, Ian SR	4) Check, Dean SO		
5	Wartburg	A	1 3:27.16	4
	1) Martin, Dalton JR	2) Schmidt, Wyatt JR		
	3) VanderWilt, Jacob SO	4) Cruise, Carter FR		
6	Wis.-La Crosse	C	2 3:28.04	3
	1) Lueck, Dirk SO	2) Turner, Alex JR		
	3) Madoch, Michael SO	4) Kisting, Tyler FR		
7	St. Scholastica	A	1 3:30.71	2
	1) Peterson, Jericho SO	2) Schwinghamer, John JR		
	3) Neu, Nathan FR	4) Douglas, Derek FR		
8	Wis.-Eau Claire	B	1 3:30.92	
	1) Dolan, Connor SR	2) Kordus, Eric FR		
	3) Keith, Henry FR	4) Ray, Seth FR		
	5) Petri, Jake SR	6) Peterson, Jesse FR		
9	Wis.-Stout	C	2 3:31.65	
	1) Barth, Mason FR	2) Wiegert, Kory FR		
	3) Wehrman, Joshua FR	4) Oyen, Jacob FR		
10	Wis.-La Crosse	B	2 3:32.88	
	1) Schacherl, Nathan FR	2) Curry, Trent FR		
	3) Franz, Chad SO	4) Blumer, Thomas FR		
11	Augustana (Ill.)	B	1 3:38.11	
	1) Smith, Jason FR	2) Anderson, Judd SR		
	3) Cathcart, Jon SO	4) Stapleton, Colin SO		

Ashton May Invitational
UW-La Crosse
Veterans Memorial Stadium - La Crosse, WI

Finals ... (Men 4x400 Meter Relay)

Team	Relay	H#	Result
12 Wis.-La Crosse	A	2	3:38.32
		1) Ritzke, Elias FR	2) Wolfe, Christopher FR
		3) Zell, Jonathon FR	4) Daley, Evan SO
13 Wartburg	B	1	3:40.86
		1) Benson, Luke FR	2) Brittain, Callum JR
		3) Kinzer, Jack FR	4) Ille, Alec JR
14 St. Scholastica	B	2	3:43.08
		1) Foster, Isaiah FR	2) Lynch, Joe FR
		3) Huber, Henry FR	4) Matelich, Nick SO
15 Augustana (Ill.)	C	2	3:51.27
		1) Rubio, Miles FR	2) Schumacher, Adam JR
		3) Johnson, Brady SR	4) Martin, Finbar FR
--- Wis.-Stout	B	1	DNF
		1) Pulchinski, Keegan FR	2) Zachgo, Hayden FR
		3) Hess, John SO	4) Beck, Noah FR

11 Stegeman, Mitch	SO	Eau Claire	4.35m	14-03.25
12 Jensen, Joseph	FR	La Crosse	4.35m	14-03.25
13 Zell, Jonathon	FR	La Crosse	4.35m	14-03.25
13 Stack, Matthew	SR	Saint Mary's	4.35m	14-03.25
15 McNeill, Reid	FR	Augustana	4.20m	13-09.25
16 Carlson, Garrett		Logan Eng. Dept.	X4.20m	13-09.25
17 Brown, Jack	JR	Eau Claire	4.20m	13-09.25
18 Butts, Derek	SO	Augustana	4.20m	13-09.25
19 Rohr, Seth	JR	Augustana	4.20m	13-09.25
20 Block, Gunnar	SR	Unattached	X4.05m	13-03.50
21 Tomazevic, Jacob	SO	Stout	4.05m	13-03.50
22 Lang, Kyle	FR	Platteville	3.90m	12-09.50
23 Oslage, Tyler	FR	Eau Claire	3.90m	12-09.50
24 Klinkner, Evan	FR	Platteville	3.60m	11-09.75
25 VanDenBusch, Kyle	SR	Platteville	3.60m	11-09.75
--- Straight, Dakota	FR	Augustana	NH	
--- Anderson, Jimmy	FR	Stout	NH	

Men High Jump

Name	Yr	School	Result
Finals			
1 Ferguson, Christian	SR	Unattached	X2.03m 6-08.00
2 Bierman, Bryce	SR	Platteville	2.03m 6-08.00
3 Daley, Evan	SO	La Crosse	2.00m 6-06.75
4 Andringa, Nathan	FR	La Crosse	1.95m 6-04.75
5 Inyang, Daniel	SO	Platteville	1.95m 6-04.75
6 Keller, Wes	FR	Eau Claire	1.95m 6-04.75
7 Allard, Trent	FR	Wartburg	1.90m 6-02.75
8 Moore, Justin	SR	Viterbo	1.90m 6-02.75
9 Rule, Joey	FR	Eau Claire	1.80m 5-10.75
10 Seaberg, Nolan	FR	La Crosse	1.80m 5-10.75
11 McCourt, Neal	FR	Oshkosh	1.80m 5-10.75
12 Marken, Dominic	FR	Viterbo	1.75m 5-08.75
12 Gleichauf, Jason	FR	Platteville	1.75m 5-08.75
14 Foland, Max	FR	Eau Claire	1.75m 5-08.75
15 Block, Gunnar	SR	Unattached	X1.70m 5-07.00
16 Jensen, Joseph	FR	La Crosse	1.70m 5-07.00
17 Wiebelhaus, Dominic	FR	Platteville	1.65m 5-05.00
--- Schroedl, Abrahm	SR	Eau Claire	NH
--- Aspenson, David	JR	Viterbo	NH
--- Mestnik, Tommy	FR	Eau Claire	NH

Men Pole Vault

Name	Yr	School	Result
Finals			
1 Backes, Jacob	FR	Stout	4.80m 15-09.00
2 Larson, Logan	SO	La Crosse	4.65m 15-03.00
3 Tranel, Eli	JR	Oshkosh	4.65m 15-03.00
4 Vis, Jarrod	FR	Platteville	4.50m 14-09.00
5 Knoche, Tommy	SR	La Crosse	4.50m 14-09.00
6 Strupp, Coleton	JR	Saint Mary's	4.35m 14-03.25
7 Williams, Owen	SO	Eau Claire	4.35m 14-03.25
7 Reedy, Noah	SR	Eau Claire	4.35m 14-03.25
9 Volz, Michael	FR	Stout	4.35m 14-03.25
9 Gatz, Aidan	FR	Saint Mary's	4.35m 14-03.25

Men Long Jump

Name	Yr	School	H#	Result
Finals				
1 Blaskowski, Sam	FR	La Crosse	4	7.52m 24-08.25
2 Moore, Justin	SR	Viterbo	4	7.29m 23-11.00
3 Senorson, Cameron	JR	La Crosse	4	6.83m 22-05.00
4 Senior, Micah	FR	Oshkosh	4	6.76m 22-02.25
5 Cathcart, Jon	SO	Augustana	3	6.72m 22-00.75
6 Bosshart, RJ	SO	Oshkosh	1	6.69m 21-11.50
7 Rich, Keegan	JR	Wartburg	3	6.63m 21-09.00
8 Rice, Jacob	SR	Platteville	3	6.59m 21-07.50
9 Brantley, Jamyle	SR	Oshkosh	4	6.50m 21-04.00
10 Miller, Owen	JR	Platteville	3	6.48m 21-03.25
11 White, Payton	SO	Oshkosh	3	6.46m 21-02.50
12 Fisher, Leslie	FR	Oshkosh	1	6.43m 21-01.25
13 Crary, Nick	SO	La Crosse	4	6.38m 20-11.25
14 Stroschein, Weston	FR	St. Scholastica	2	6.17m 20-03.00
15 Keller, Wes	FR	Eau Claire	1	6.15m 20-02.25
16 Loera, Jonathan	FR	Stout	2	6.11m 20-00.50
17 Zachgo, Hayden	FR	Stout	3	6.03m 19-09.50
18 Barth, Mason	FR	Stout	3	6.00m 19-08.25
19 Allen, Amareon	FR	Stout	2	5.99m 19-08.00
20 Allen, Sam	SO	Augustana	2	5.95m 19-06.25
21 Sykes, Travis	FR	La Crosse	2	5.85m 19-02.50
22 Szepieniec, Adam	FR	Stout	2	5.84m 19-02.00
23 Ochtrup-Dekeyrel, Fra	FR	Stout	2	5.83m 19-01.50
24 Cisewski, Antonio	FR	Saint Mary's	3	5.82m 19-01.25
25 Wiebelhaus, Dominic	FR	Platteville	1	5.82m 19-01.25
26 Dick, Brandon	FR	Stout	2	5.81m 19-00.75
26 Biesterveld, Joey	FR	Eau Claire	2	5.81m 19-00.75
28 Cooper, Dan	SO	Saint Mary's	3	5.79m 19-00.00
29 Marken, Dominic	FR	Viterbo	2	5.74m 18-10.00
30 Martin, Andrew	JR	Saint Mary's	2	5.71m 18-09.00
31 Sotiropoulos, Simon	FR	St. Scholastica	1	5.67m 18-07.25
32 MacDonald, Nathan	JR	Wartburg	1	5.52m 18-01.50
33 Johnson, Brady	FR	Saint Mary's	1	5.41m 17-09.00
34 Powell, Nathaniel	FR	Viterbo	1	5.29m 17-04.25

**Ashton May Invitational
UW-La Crosse
Veterans Memorial Stadium - La Crosse, WI**

Finals ... (Men Long Jump)

Name	Yr	School	H#	Result
35 Frenzel, Charlie	FR	Saint Mary's	1	5.24m 17-02.25 0.4
--- Wildman, Adam	SR	Platteville	4	FOUL
--- Kaunda, Francis	FR	Stout	3	FOUL
--- Vang, Bobby	SO	Stout	3	FOUL
--- Pink, Weston	SO	Platteville	1	FOUL
--- Jenkins, Gregory	JR	Viterbo	4	FOUL
--- Cady, William	FR	La Crosse	4	FOUL
--- Ibarra, Adrian	FR	Augustana	3	FOUL
--- Bulwa, Chris	FR	Saint Mary's	2	FOUL
--- Sears, Aden	FR	Oshkosh	1	FOUL
--- Roeber, Jack	FR	Stout	4	FOUL
--- Hermes, Andrew	SO	La Crosse	4	FOUL
--- Roehl, Chase	FR	La Crosse	4	FOUL

Men Triple Jump

Name	Yr	School	H#	Result
Finals				
1 Fisher, Leslie	FR	Oshkosh	2	13.95m 45-09.25 10
2 Nesja, Daniel	SO	Stout	2	13.89m 45-07.00 8
3 Cady, William	FR	La Crosse	2	13.78m 45-02.50 6
4 Pink, Weston	SO	Platteville	2	13.55m 44-05.50 5
5 Roehl, Chase	FR	La Crosse	2	13.53m 44-04.75 4
6 Pena, Elijah	SO	Oshkosh	2	13.44m 44-01.25 3
7 Roeber, Jack	FR	Stout	2	13.43m 44-00.75 2
8 Crary, Nick	SO	La Crosse	2	13.25m 43-05.75 1
9 Rich, Keegan	JR	Wartburg	1	13.17m 43-02.50 1.0
10 Sykes, Travis	FR	La Crosse	1	12.66m 41-06.50 2.3
11 Cooper, Dan	SO	Saint Mary's	1	12.58m 41-03.25 2.5
12 Folz, Jordan	FR	Eau Claire	1	12.45m 40-10.25 2.3
13 Frenzel, Charlie	FR	Saint Mary's	1	12.41m 40-08.75 1.3
14 Loera, Jonathan	FR	Stout	1	12.00m 39-04.50 2.4
--- Ibarra, Adrian	FR	Augustana	1	FOUL
--- Ochtrup-Dekeyrel, Fra	FR	Stout	1	FOUL
--- Lauritzen, David	JR	Eau Claire	1	FOUL

Men Shot Put

Name	Yr	School	H#	Result
Finals				
1 Ruechel, Kevin	JR	Stout	3	17.77m 58-03.75 10
2 Tegtmeier, Nick	SR	Oshkosh	3	15.95m 52-04.00 8
3 Sheckler, Jackson	SR	Oshkosh	3	15.45m 50-08.25 6
4 Veverka, Ben	SR	Platteville	3	14.33m 47-00.25 5
5 Lobeck, Mason	FR	Wartburg	3	14.25m 46-09.00 4
6 Garski, Logan	SR	Stout	2	14.18m 46-06.25 3
7 Currie, Jack	SR	Augustana	3	14.11m 46-03.50 2
8 Johnson, Tay'Jion	JR	Oshkosh	2	13.86m 45-05.75 1
9 Welch, Ethan	FR	La Crosse	3	13.43m 44-00.75
10 Broome, Will	FR	Eau Claire	2	13.21m 43-04.25
11 Malloy, Jack	SR	Oshkosh	3	13.09m 42-11.50
12 Cowan, Luke	SO	Augustana	3	12.84m 42-01.50
13 Trevino, Graeson	JR	Wartburg	3	12.58m 41-03.25
14 Rashke, Karter	FR	Stout	1	12.49m 40-11.75
15 Millard, Derek	SO	Stout	2	12.33m 40-05.50

16 Dorenkamper, Matt	SR	Oshkosh	2	11.98m 39-03.75
17 Jantzen, Cody	FR	Stout	1	11.90m 39-00.50
18 Rice, Jacob	SR	Platteville	2	11.88m 38-11.75
19 Beseth, Trent	FR	St. Scholastica	1	11.76m 38-07.00
20 Kuehl, Anthony	FR	Stout	2	11.71m 38-05.00
21 Nunley, Christian	FR	Wartburg	2	11.48m 37-08.00
22 Nicpon, John	FR	Stout	1	11.18m 36-08.25
23 Jaramillo, Alex	JR	Augustana	1	10.99m 36-00.75
24 Tegtmeier, Joe	FR	Oshkosh	1	10.80m 35-05.25
25 Cunningham, Andrew	FR	Platteville	1	10.48m 34-04.75
26 MacDonald, Nathan	JR	Wartburg	1	10.13m 33-03.00
27 LaPeau, Samuel	FR	Platteville	1	9.95m 32-07.75
28 Robinson, Grady	FR	Wartburg	1	8.99m 29-06.00
--- Powers, Logan	FR	La Crosse	1	FOUL
--- Lampman, Michael	SR	La Crosse	3	FOUL
--- Steger, Grant	FR	St. Scholastica	2	FOUL

Men Discus Throw

Name	Yr	School	H#	Result
Finals				
1 Veverka, Ben	SR	Platteville	4	47.95m 157-04 10
2 Girard, Alex	SR	Platteville	4	47.30m 155-02 8
3 Lampman, Michael	SR	La Crosse	4	45.62m 149-08 6
4 Karau, Nate	FR	Stout	4	44.04m 144-06 5
5 Hodak, Aizik	SO	Wartburg	4	43.11m 141-05 4
6 Bugella, Jacob	JR	Stout	4	42.55m 139-07 3
7 Walechka, Alexander	SR	Platteville	4	42.44m 139-03 2
8 Ruechel, Kevin	JR	Stout	4	42.02m 137-10 1
9 Boberg, Damian	SR	Viterbo	3	41.64m 136-07
10 Schroedl, Abraham	SR	Eau Claire	4	41.45m 136-00
11 Tegtmeier, Nick	SR	Oshkosh	3	41.31m 135-06
12 Weaver, Marcus	SO	Eau Claire	3	41.30m 135-06
13 Sitko, Bryce	SO	La Crosse	4	41.12m 134-11
14 Grace, Douglas	FR	La Crosse	3	40.30m 132-03
15 Kuehl, Anthony	FR	Stout	4	39.70m 130-03
16 Eichler, Justin	JR	Platteville	4	39.62m 130-00
17 Currie, Jack	SR	Augustana	3	39.14m 128-05
18 Curran, Sean	JR	Saint Mary's	3	38.97m 127-10
19 Jacklen, Christopher	FR	St. Scholastica	4	38.80m 127-03
20 Walechka, Connor	SO	Stout	3	38.72m 127-00
21 O'Brien, Josh	JR	Augustana	3	38.64m 126-09
22 Teare, Adam	FR	Wartburg	2	38.53m 126-05
23 Kraus, Isaac	FR	Stout	3	38.14m 125-01
24 Trevino, Graeson	JR	Wartburg	2	37.75m 123-10
25 Stegeman, Mitch	SO	Eau Claire	3	37.03m 121-06
26 Nunley, Christian	FR	Wartburg	2	36.80m 120-09
27 Steger, Grant	FR	St. Scholastica	2	36.58m 120-00
28 Cunningham, Andrew	FR	Platteville	2	36.51m 119-09
29 Cowan, Luke	SO	Augustana	3	36.45m 119-07
30 Lobeck, Mason	FR	Wartburg	2	36.41m 119-05
31 Jaramillo, Alex	JR	Augustana	2	36.38m 119-04
32 Roberts, Brandon	SO	Eau Claire	3	35.18m 115-05
33 Dorenkamper, Matt	SR	Oshkosh	2	35.08m 115-01
34 Millard, Derek	SO	Stout	2	34.64m 113-08
35 Rice, Jacob	SR	Platteville	1	33.52m 110-00

Ashton May Invitational
UW-La Crosse
Veterans Memorial Stadium - La Crosse, WI

Finals ... (Men Discus Throw)

Name	Yr	School	H#	Result
36 Chadwick, Casey	JR	Eau Claire	2	33.36m 109-05
37 Broome, Will	FR	Eau Claire	1	33.12m 108-08
38 Arity, Cahil	JR	Viterbo	2	32.93m 108-00
39 Herriott, Brody	FR	Wartburg	2	32.93m 108-00
40 Jantzen, Cody	FR	Stout	1	32.90m 107-11
41 Malloy, Jack	SR	Oshkosh	3	32.58m 106-11
42 Bakalars, Frankie	SR	Saint Mary's	1	32.58m 106-11
43 Welch, Ethan	FR	La Crosse	2	32.38m 106-03
44 Mestnik, Tommy	FR	Eau Claire	1	32.28m 105-11
45 Nicpon, John	FR	Stout	1	31.81m 104-04
46 Beseth, Trent	FR	St. Scholastica	1	31.52m 103-05
47 Sheckler, Jackson	SR	Oshkosh	3	31.26m 102-07
48 Tegtmeier, Joe	FR	Oshkosh	1	31.07m 101-11
49 Rightler, Ashton	FR	Stout	1	30.36m 99-07
50 LaPean, Samuel	FR	Platteville	1	30.12m 98-10
51 Fritz, Casen	FR	Saint Mary's	1	29.27m 96-00
52 Aspenson, David	JR	Viterbo	1	27.95m 91-08
--- Dennison, Jacob	SR	Oshkosh	1	FOUL
--- Rashke, Karter	FR	Stout	1	FOUL

Men Hammer Throw

Name	Yr	School	H#	Result	
Finals					
1 Eichler, Justin	JR	Platteville	3	60.39m 198-01	10
2 Bugella, Jacob	JR	Stout	3	60.30m 197-10	8
3 Curran, Sean	JR	Saint Mary's	3	53.95m 177-00	6
4 Williams, Aiden	SO	La Crosse	3	53.82m 176-07	5
5 Bakalars, Frankie	SR	Saint Mary's	3	51.97m 170-06	4
6 Garski, Logan	SR	Stout	3	51.33m 168-05	3
7 Girard, Alex	SR	Platteville	3	51.01m 167-04	2
8 Eipers, Carson	JR	Augustana	3	50.95m 167-02	1
9 Roberts, Brandon	SO	Eau Claire	3	50.81m 166-08	
10 Dennison, Jacob	SR	Oshkosh	3	47.06m 154-05	
11 Walechka, Alexander	SR	Platteville	3	45.87m 150-06	
12 Kuehl, Anthony	FR	Stout	2	45.14m 148-01	
13 Malloy, Jack	SR	Oshkosh	2	44.11m 144-09	
14 Boberg, Damian	SR	Viterbo	2	43.96m 144-03	
15 Schoening, Max	JR	Oshkosh	3	42.53m 139-06	
16 Karau, Nate	FR	Stout	2	42.20m 138-05	
17 Cunningham, Andrew	FR	Platteville	1	40.22m 131-11	
18 Dorenkamper, Matt	SR	Oshkosh	2	40.06m 131-05	
19 Hodak, Aizik	SO	Wartburg	2	39.71m 130-03	
20 Powers, Logan	FR	La Crosse	1	38.99m 127-11	
21 Broome, Will	FR	Eau Claire	1	38.76m 127-02	
22 Walechka, Connor	SO	Stout	3	38.76m 127-02	
23 Cowan, Luke	SO	Augustana	2	38.36m 125-10	
24 Tegtmeier, Joe	FR	Oshkosh	1	37.87m 124-03	
25 Millard, Derek	SO	Stout	2	37.79m 124-00	
26 Jacklen, Christopher	FR	St. Scholastica	2	37.39m 122-08	
27 Teare, Adam	FR	Wartburg	2	37.30m 122-04	
28 Kraus, Isaac	FR	Stout	2	37.24m 122-02	
29 Trevino, Graeson	JR	Wartburg	2	36.22m 118-10	
30 Nunley, Christian	FR	Wartburg	1	36.02m 118-02	

31 Jaramillo, Alex	JR	Augustana	2	34.74m 114-00
32 Nicpon, John	FR	Stout	1	33.92m 111-03
33 LaPean, Samuel	FR	Platteville	1	32.60m 106-11
34 Arity, Cahil	JR	Viterbo	1	32.32m 106-00
35 Rightler, Ashton	FR	Stout	1	31.27m 102-07
36 Fritz, Casen	FR	Saint Mary's	1	29.98m 98-04
37 Robinson, Grady	FR	Wartburg	1	29.77m 97-08
38 Steger, Grant	FR	St. Scholastica	1	27.42m 89-11
39 Beseth, Trent	FR	St. Scholastica	1	24.81m 81-05
--- Grace, Douglas	FR	La Crosse	1	FOUL
--- Sitko, Bryce	SO	La Crosse	2	FOUL
--- Johnson, Tay'Jion	JR	Oshkosh	2	FOUL

Men Javelin Throw

Name	Yr	School	H#	Result	
Finals					
1 Weaver, Marcus	SO	Eau Claire	3	60.86m 199-08	10
2 Egts, Matt	SR	Wartburg	3	51.48m 168-11	8
3 Barth, Mason	FR	Stout	3	51.33m 168-05	6
4 Skroch, Nathan	SO	Stout	3	51.33m 168-05	5
5 Lawrence, Will	FR	Platteville	3	50.66m 166-02	4
6 Sorenson, Cameron	JR	La Crosse	3	50.17m 164-07	3
7 Volz, Michael	FR	Stout	1	48.03m 157-07	2
8 Karau, Nate	FR	Stout	3	47.64m 156-03	1
9 Koeckeritz, Mitchell	SR	Stout	3	47.04m 154-04	
10 Sommers, Quinten	SO	Wartburg	3	45.21m 148-04	
11 Koehn, Bo	JR	Oshkosh	2	43.20m 141-09	
12 Rich, Keegan	JR	Wartburg	2	43.10m 141-05	
13 LaPean, Samuel	FR	Platteville	1	41.32m 135-07	
14 Dick, Brandon	FR	Stout	2	40.42m 132-07	
15 McNeill, Reid	FR	Augustana	2	40.35m 132-04	
16 Allard, Trent	FR	Wartburg	2	39.52m 129-08	
17 VanDenBusch, Kyle	SR	Platteville	2	38.87m 127-06	
18 Pink, Weston	SO	Platteville	3	38.74m 127-01	
19 Sears, Aden	FR	Oshkosh	1	37.42m 122-09	
20 Bosshart, RJ	SO	Oshkosh	1	37.36m 122-07	
21 Howlett, Ben	FR	Eau Claire	1	37.20m 122-00	
22 Stark, Brody	FR	Wartburg	2	36.86m 120-11	
23 Rochford, Payton	JR	Wartburg	2	36.45m 119-07	
24 Zachgo, Hayden	FR	Stout	2	35.45m 116-04	
25 Herriott, Brody	FR	Wartburg	1	35.30m 115-10	
26 Arity, Cahil	JR	Viterbo	2	32.35m 106-02	
27 Gephart, Devin	SO	Augustana	1	32.00m 105-00	
28 Rightler, Ashton	FR	Stout	1	30.73m 100-10	
29 MacDonald, Nathan	JR	Wartburg	1	24.50m 80-04	

Men - Team Rankings - 19 Events Scored

1) Wis.-La Crosse	144
2) Wis.-Stout	119
2) Wis.-Platteville	119
4) Wis.-Oshkosh	105
5) Wis.-Eau Claire	77
6) Wartburg	76
7) Augustana (Ill.)	39
8) Viterbo	17

**Ashton May Invitational
UW-La Crosse
Veterans Memorial Stadium - La Crosse, WI**

9) St. Scholastica	16
10) Saint Mary's (Minn.)	13

Ashton May Invitational
UW-La Crosse
Veterans Memorial Stadium - La Crosse, WI

Women 100 Meter Dash

Name	Yr	School	H#	Result			
Preliminaries							
1	Orr, Gwen	SR	Platteville	1	12.11	1.7	
2	Dawidowich, Emily	FR	La Crosse	2	12.15	1.5	
3	Kochendorfer, Kady	SR	Eau Claire	3	12.53	0.3	
4	Best, Megan	SO	Eau Claire	2	12.50	1.5	
5	Johnson, Erin	JR	Eau Claire	2	12.67	1.5	
6	Jackson, Mikayla	JR	Oshkosh	1	12.69	1.7	
7	Yeakel, Lana	SO	Viterbo	1	12.72	1.7	
8	Stelzner, Jessica	JR	La Crosse	2	12.73	12.721	1.5
9	Seitz, Bella	FR	La Crosse	2	12.73	12.727	1.5
10	Castelli, Rachel	JR	Oshkosh	3	12.83	0.3	
11	Durst, Haley	SO	La Crosse	3	12.90	0.3	
12	Lord, Nicole	JR	La Crosse	2	12.92	1.5	
13	Iverson, Amanda	FR	Eau Claire	3	12.93	0.3	
14	Kornaus, Gianna	FR	Eau Claire	1	12.94	1.7	
15	Elmhorst, Carley	JR	La Crosse	2	13.03	1.5	
16	Davidson, Daya	JR	St. Scholastica	3	13.06	0.3	
17	Huber, Kyra	JR	Oshkosh	1	13.07	1.7	
18	Glaz, Andrea	FR	Oshkosh	3	13.15	0.3	
19	Jenneman, Vanessa	SO	Oshkosh	3	13.20	0.3	
20	Wulf, Shannon	FR	Platteville	1	13.27	1.7	
21	Ahrens, Madison	FR	Platteville	1	13.28	1.7	
22	Wainwright, Madeline	FR	Eau Claire	2	13.37	1.5	
23	Starzynski, Amanda	JR	Oshkosh	2	13.38	1.5	
24	Warr, Emma	JR	Oshkosh	1	13.40	1.7	
25	Marquez, Torrance	FR	Eau Claire	1	13.47	1.7	
26	Stephani, Alexie	SO	Viterbo	1	13.65	1.7	
27	Guetschow, Grace	JR	Platteville	2	13.71	1.5	
28	Donatell, Autumn	FR	Stout	3	14.10	0.3	

Women 100 Meter Dash Qualifier

Name	Yr	School	H#	Result		
Finals						
1	Iverson, Amanda	FR	Eau Claire	2	12.89	2.6
2	Warr, Emma	JR	Oshkosh	2	13.12	2.6
3	Glaz, Andrea	FR	Oshkosh	1	13.17	0.1
4	Wainwright, Madeline	FR	Eau Claire	2	13.26	2.6
5	Hable, Devin	FR	Oshkosh	2	13.37	2.6
6	Marquez, Torrance	FR	Eau Claire	2	13.50	2.6
7	Davis, Madison	SO	Viterbo	2	13.62	2.6
8	Johnson, Kaydee	FR	La Crosse	2	13.67	2.6
9	Hyatt, Adelynn	FR	La Crosse	1	13.75	0.1
10	Utgaard, Abrianna	JR	Saint Mary's	1	13.88	0.1
11	Adamson, Ashleigh	JR	Platteville	2	13.93	2.6
12	Byom, Emmarie	FR	Saint Mary's	2	14.02	2.6
13	Greeninger, Molly	FR	Oshkosh	1	14.06	0.1
14	Schroeder, Mia	SO	Platteville	1	14.66	0.1
15	Bowers-Strong, Ky	FR	Augustana	1	14.67	0.1

Women 100 Meter Dash

Name	Yr	School	Result		
Finals					
1	Orr, Gwen	SR	Platteville	12.19	10
2	Dawidowich, Emily	FR	La Crosse	12.34	8
3	Kochendorfer, Kady	SR	Eau Claire	12.58	6
4	Best, Megan	SO	Eau Claire	12.65	5
5	Yeakel, Lana	SO	Viterbo	12.75	4
6	Stelzner, Jessica	JR	La Crosse	12.80	3
7	Castelli, Rachel	JR	Oshkosh	12.82	2
8	Johnson, Erin	JR	Eau Claire	12.83	1
9	Jackson, Mikayla	JR	Oshkosh	12.93	0.2
10	Seitz, Bella	FR	La Crosse	12.97	0.2

Women 200 Meter Dash

Name	Yr	School	H#	Result			
Finals							
1	Pryor, Michaela	JR	Winona State	1	24.45	10	
2	Pietz, Maddy	JR	Winona State	1	24.78	8	
3	Orr, Gwen	SR	Platteville	1	24.82	6	
4	Kochendorfer, Kady	SR	Eau Claire	1	25.53	5	
5	Zenkovich, Hannah	JR	La Crosse	1	25.67	4	
6	Schroeder, Mara	JR	La Crosse	2	25.68	3	
7	Kornaus, Gianna	FR	Eau Claire	1	26.06	2	
8	Halvorson, Lilly	FR	La Crosse	2	26.19	1	
9	Elmhorst, Carley	JR	La Crosse	2	26.22	1.4	
10	Best, Megan	SO	Eau Claire	1	26.39	1.0	
11	Klausler, Sydney	SR	Saint Mary's	2	26.52	1.4	
12	Bennett, Jady	FR	Winona State	2	26.53	1.4	
13	Manoleff, Sarah	FR	Eau Claire	2	26.85	1.4	
14	Davidson, Daya	JR	St. Scholastica	3	26.89	2.2	
15	Warr, Emma	JR	Oshkosh	5	26.95	1.6	
16	Anderson, Allison	FR	La Crosse	6	26.96	1.5	
17	Iverson, Amanda	FR	Eau Claire	2	26.98	1.4	
18	Jackson, Mikayla	JR	Oshkosh	1	27.01	1.0	
19	Kautz, Jane	SO	Eau Claire	4	27.04	0.3	
20	Gearin, Caroline	SO	Saint Mary's	3	27.10	2.2	
21	Jenneman, Vanessa	SO	Oshkosh	1	27.14	1.0	
22	Huber, Kyra	JR	Oshkosh	2	27.15	1.4	
23	Schreier, Annie	FR	Winona State	5	27.24	27.240	1.6
23	Kemper, Aimee	FR	Viterbo	5	27.24	27.240	1.6
25	Semerad, Gabby	SO	Eau Claire	3	27.27	2.2	
26	Danner, Chelsea	FR	Eau Claire	3	27.29	2.2	
27	Wainwright, Madeline	FR	Eau Claire	4	27.34	27.339	0.3
28	Schunk, Claudia	SO	Viterbo	5	27.34	27.340	1.6
29	Glaz, Andrea	FR	Oshkosh	3	27.43	2.2	
30	Lipsey, Kayla	SO	Platteville	3	27.46	2.2	
31	Armstrong, Riley	SO	Eau Claire	4	27.48	0.3	
32	Jones, Megan	FR	Eau Claire	4	27.49	0.3	
33	Williams, McKenzie	FR	St. Scholastica	4	27.53	0.3	
34	Hahn, Caitlynn	FR	Platteville	5	27.56	1.6	
35	Harvin, Sylvia	JR	Augustana	3	27.64	27.631	2.2
36	Clapp, Sara	JR	Augustana	4	27.64	27.635	0.3
37	Missiaen, Liz	FR	La Crosse	6	27.79	1.5	

Ashton May Invitational
UW-La Crosse
Veterans Memorial Stadium - La Crosse, WI

Finals ... (Women 200 Meter Dash)

Name	Yr	School	H#	Result	
38 Kemstra, Jessica	FR	Eau Claire	3	27.81	2.2
39 Marquez, Torrance	FR	Eau Claire	4	27.86	0.3
40 Hyatt, Adelynn	FR	La Crosse	6	27.88	1.5
41 Ahrens, Madison	FR	Platteville	4	27.92	0.3
42 Johnson, Kaydee	FR	La Crosse	4	27.97	0.3
43 Gruen, Emma	FR	Eau Claire	5	28.09	1.6
44 Davis, Madison	SO	Viterbo	4	28.17	28.164 0.3
45 Adamson, Ashleigh	JR	Platteville	5	28.17	28.170 1.6
46 Guetschow, Grace	JR	Platteville	3	28.22	2.2
47 Scheurell, Alexys	FR	La Crosse	6	28.23	1.5
48 Utgaard, Abrianna	JR	Saint Mary's	6	28.30	1.5
49 Jaecks, Alison	JR	Viterbo	5	28.67	1.6
50 Swanson, Anna	JR	Saint Mary's	5	28.81	1.6
51 Roberts, Trinity	FR	La Crosse	5	29.00	1.6
52 Krueger, Adrienne	FR	Stout	6	29.40	1.5
53 Felker, Alicia	FR	Augustana	6	30.99	1.5
54 Bowers-Strong, Ky	FR	Augustana	6	31.64	1.5

Women 400 Meter Dash

Name	Yr	School	H#	Result	
Finals					
1 Vallabouy, Shereen	JR	Winona State	1	54.02	10
2 Maurer, Grace	SO	Stout	1	58.18	8
3 Bennett, Jady	FR	Winona State	2	1:00.58	6
4 Jillson, Ellie	FR	La Crosse	1	1:00.61	5
5 Knapp, Katelyn	FR	Stout	2	1:00.73	4
6 Sholing, Ellie	SO	St. Scholastica	1	1:00.95	3
7 Armstrong, Riley	SO	Eau Claire	1	1:01.14	2
8 Ayd, Anna	FR	La Crosse	1	1:01.33	1
9 Waterman, Allison	SO	Winona State	1	1:01.63	
10 Mangold, Addie	FR	Eau Claire	2	1:02.15	
11 Wagner, Alaina	SO	Oshkosh	1	1:02.34	
12 Jones, Megan	FR	Eau Claire	2	1:02.53	
13 Danner, Chelsea	FR	Eau Claire	2	1:02.75	
14 Kemper, Aimee	FR	Viterbo	2	1:02.85	
15 Voss, Annika	JR	St. Scholastica	3	1:03.04	
16 Rusch, Margaret	FR	Platteville	3	1:03.29	
17 Murphy, Ava	FR	Eau Claire	3	1:03.40	
18 Nelson, Kira	FR	Augustana	3	1:03.49	
19 Schunk, Claudia	SO	Viterbo	3	1:03.60	
20 Barnes, Lindsey	FR	Platteville	3	1:04.20	
21 Kiminiski, Anna	FR	St. Scholastica	3	1:04.22	
22 Swanson, Anna	JR	Saint Mary's	2	1:04.66	
23 Mullen, Erika	JR	Oshkosh	3	1:04.71	
24 Daehling, Grace	SR	Platteville	3	1:10.46	

Women 800 Meter Run

Name	Yr	School	H#	Result	
Finals					
1 Demco, Zanzie	SR	Oshkosh	1	2:13.54	10
2 Banie, Katie	JR	La Crosse	1	2:14.77	8
3 Hannan, Maddie	SO	La Crosse	1	2:15.55	6
4 Madigan, Cyna	SO	Oshkosh	1	2:17.09	5

5 Geisness, Libby	JR	Oshkosh	1	2:17.30	4
6 Phelan, Erin	FR	Wartburg	1	2:21.25	3
7 Brown, Lexi	JR	Wartburg	1	2:22.28	2
8 Carviou, Kimberly	JR	La Crosse	1	2:22.79	1
9 Eiers, Cassidy	JR	Eau Claire	1	2:23.23	
10 Johnson, Amber	SO	La Crosse	2	2:23.29	
11 Knoernschild, Izi	SO	La Crosse	2	2:23.91	
12 Morey, Jenna	FR	Wartburg	2	2:25.05	
13 Bruchnak, Carmen	JR	Augustana	1	2:25.88	
14 Meyer, Karlie	FR	La Crosse	2	2:26.94	
15 Reisner, Sydney	FR	Stout	1	2:27.24	
16 Ebertowski, Claire	FR	Stout	2	2:27.32	
17 Tenorio, Irais	SR	Augustana	2	2:27.36	
18 Trieloff, Ellie	FR	Eau Claire	2	2:29.20	
19 Tapper, Lilianne	JR	St. Scholastica	2	2:29.81	
20 Wilson, Daisy	SO	Oshkosh	2	2:30.16	
21 Smiley, Chloe	FR	Stout	3	2:30.88	
22 Leinfelder, Sophie	SO	Viterbo	3	2:32.24	
23 Mueller, Jerica	FR	Viterbo	3	2:32.36	
24 Chromy, Katelyn	SO	St. Scholastica	2	2:32.45	
25 Hagner, Paige	FR	Oshkosh	3	2:33.44	
26 Dieckman, Kate	FR	Stout	3	2:34.63	
27 Krahn, Olivia	FR	Stout	3	2:36.30	
28 Antonio, Brandi	JR	Wartburg	3	2:37.34	
29 Bertram, Madison	FR	Oshkosh	3	2:39.45	
30 Tuvey, Amanda	SO	Saint Mary's	3	2:42.58	
31 Huber, Jamie	SO	La Crosse	2	2:43.63	
32 Carrera, Portia	SO	Augustana	3	2:44.08	
33 Chyma, Alyssa	FR	Wartburg	3	2:47.71	
34 Klobe, Kendra	FR	Saint Mary's	3	2:49.62	
35 Guddie, Jenna	JR	Platteville	3	2:58.59	
36 Simon, Rachel	SR	Saint Mary's	3	3:24.99	
--- Lotz, Kara	SO	Augustana	2	DNF	

Women 1500 Meter Run

Name	Yr	School	H#	Result	
Finals					
1 Demco, Zanzie	SR	Oshkosh	1	4:34.70	10
2 Fisher, Aubrie	SO	Wartburg	1	4:35.51	8
3 Beyer, Kaylee	SO	Winona State	1	4:36.83	6
4 Schueth, Anna	SO	Eau Claire	1	4:40.77	5
5 Shult, Carolyn	SO	Eau Claire	1	4:41.84	4
6 Meyer, Ellie	FR	Wartburg	1	4:45.39	3
7 Judd, Kylie	SO	Eau Claire	1	4:47.28	2
8 Chadwick, Katelyn	FR	La Crosse	1	4:48.51	1
9 Thomas, Dalie	FR	Stout	1	4:48.76	4:48.752
10 Kachurik, Ashley	SO	Eau Claire	1	4:48.76	4:48.756
11 Forman, Christi	FR	Eau Claire	1	4:50.94	
12 Hirsch, Michelle	SR	Eau Claire	1	4:53.96	
13 Koehler, Greta	SO	La Crosse	2	4:54.80	
14 Gorge, Caitlin	JR	Platteville	1	4:56.00	
15 Felton, Mckayla	FR	Stout	2	4:56.21	
16 Lehman, Amelia	SO	Oshkosh	1	4:56.32	
17 Tenorio, Irais	SR	Augustana	1	4:57.24	
18 Bloomquist, Ashley	SO	Wartburg	2	5:02.32	

Ashton May Invitational
UW-La Crosse
Veterans Memorial Stadium - La Crosse, WI

Finals ... (Women 1500 Meter Run)

Name	Yr	School	H#	Result
19 Marshall, Kaylan	JR	La Crosse	2	5:02.65
20 Reisner, Sydney	FR	Stout	2	5:03.05
21 Hoffman, Rachel	SO	Winona State	2	5:03.36
22 Jaime Luevano, Arely	FR	Stout	2	5:03.41
23 Dahl, Morgan	FR	Eau Claire	2	5:03.76
24 Browne, Isabelle	FR	Eau Claire	2	5:04.22
25 Weissinger, Allison	FR	Eau Claire	2	5:04.52
26 Kisgen, Marika	FR	Eau Claire	2	5:05.33
27 Bero, Hannah	FR	La Crosse	3	5:06.52
28 Taarud, Sophia	FR	Winona State	3	5:07.41
29 Lotz, Kara	SO	Augustana	3	5:07.54
30 Meyer, Libby	FR	Stout	2	5:07.71
31 Prestholdt, Carissa	FR	Eau Claire	2	5:08.58
32 Pinkowski, Jane	SO	Wartburg	3	5:08.96
33 Bargender, Kassie	FR	Eau Claire	2	5:08.98
34 Behling, Gina	SR	Eau Claire	2	5:11.17
35 Burgess, Grace	FR	Eau Claire	3	5:11.70
36 Fromelt, Andrea	JR	Winona State	3	5:12.69
37 Kolb, Emily	SO	Eau Claire	3	5:17.02
38 Donohue, Olivia	FR	Stout	3	5:17.78
39 Hady, Mikayla	FR	Eau Claire	1	5:18.49
40 Harrison, Nicole	FR	Stout	3	5:21.45
41 Pfeiffer, Melissa	SO	St. Scholastica	3	5:23.14
42 Chapin, Lauren	FR	Eau Claire	2	5:24.87
43 Miller, Katie	JR	Winona State	2	5:26.41
44 Tuvey, Amanda	SO	Saint Mary's	2	5:26.69
45 Muenzenberger, Ashle	FR	Winona State	4	5:28.39
46 Immer, Jessica	FR	La Crosse	3	5:28.98
47 Klobe, Kendra	FR	Saint Mary's	4	5:30.68
48 Young, Lauren	SO	Oshkosh	3	5:31.90
49 Mueller, Jerica	FR	Viterbo	3	5:32.39
50 De La Cruz, Casey	SO	Augustana	3	5:32.68
51 Kern, Paige	JR	Augustana	3	5:33.71
52 Hamilton, Carlene	SO	Wartburg	4	5:36.51
53 Strasser, Julia	FR	Oshkosh	4	5:39.25
54 Schwarm, Olivia	SO	Oshkosh	4	5:45.01
55 Polka, Drue	SO	Oshkosh	4	5:57.73
56 Parrell, Mackenzie	SR	Platteville	4	5:57.79
57 Scheuer, Megan	SO	Viterbo	4	6:04.11
58 Schwingamer, Julia	FR	St. Scholastica	4	6:14.02
59 Parrack, Ryleigh	FR	Wartburg	4	6:18.38
60 Simon, Rachel	SR	Saint Mary's	4	6:43.63

Women 5000 Meter Run

Name	Yr	School	Result
Finals			
1 Taylor, McKenna	SO	Winona State	17:38.58
2 Hendrickson, Alli	JR	Winona State	18:00.84
3 Meyer, Samantha	SR	Platteville	19:12.90
4 Boardman, Anna	SO	Augustana	19:17.16
5 Schaeffer, Jennifer	SO	La Crosse	19:24.98
6 Kreier, Natalie	SO	Platteville	19:36.61
7 Urban, Lauren	JR	Oshkosh	19:37.45

8 Adam, Madelyn	SO	Viterbo	19:41.28	1
9 McDonough, Brenna	SO	Viterbo	19:48.44	
10 Fricke, Sydney	SR	Oshkosh	20:00.41	
11 Ashing, Liz	FR	Wartburg	20:07.70	
12 Fliss, Hannah	SO	Platteville	20:10.01	
13 Thomas, Vanessa	SO	Viterbo	20:31.62	
14 Cich, Tricia	JR	Oshkosh	20:34.51	
15 Breitbach, Victoria	SO	Wartburg	20:35.27	
16 Terrio, Jenna	FR	St. Scholastica	20:51.12	
17 Richter, Emily	FR	Wartburg	21:19.86	

Women 100 Meter Hurdles

Name	Yr	School	H#	Result		
Preliminaries						
1 Zastrow, Hannah	FR	Stout	3	14.29	2.1	
2 Lawrence, Emma	JR	La Crosse	1	14.46	1.9	
3 Kindt, Riley	SO	Oshkosh	4	14.62	2.9	
4 Zenkovich, Hannah	JR	La Crosse	2	14.90	0.7	
5 Leum, Xana	SO	Winona State	4	14.79	2.9	
6 McDowell, Brooke	SO	La Crosse	3	15.22	2.1	
7 Johannsen, Jaryn	FR	Eau Claire	1	15.45	15.445	1.9
8 Becker, Kylee	FR	Winona State	1	15.45	15.450	1.9
9 Booker, Emilee	FR	Eau Claire	2	15.49	0.7	
10 Holm, Hannah	FR	La Crosse	2	15.51	0.7	
11 Raths, Kaylie	FR	Stout	3	16.28	2.1	
12 Veronen, Ashley	FR	Viterbo	2	16.31	0.7	
13 Anderson, Allison	FR	La Crosse	4	16.46	2.9	
14 Johnson, Emma	FR	Viterbo	1	16.59	1.9	
15 Scheurell, Alexys	FR	La Crosse	4	16.62	2.9	
16 Lipsey, Kayla	SO	Platteville	2	16.78	0.7	
17 Cole, Lexi	FR	Stout	4	16.80	2.9	
18 Durscher, Tess	SO	Viterbo	1	16.87	1.9	
19 Gruen, Emma	FR	Eau Claire	2	16.98	0.7	
20 White, Skylar	FR	La Crosse	3	17.18	2.1	
21 Morrow, Madison	SO	Augustana	3	17.42	2.1	
22 Krueger, Adrienne	FR	Stout	4	17.61	2.9	
23 Gyllander, Lilly	FR	Eau Claire	1	17.82	1.9	
24 Jaecks, Alison	JR	Viterbo	3	17.89	2.1	
25 Kautz, Jane	SO	Eau Claire	2	17.90	0.7	
26 Semerad, Gabby	SO	Eau Claire	4	17.97	2.9	
27 Oelke, Lauren	FR	Augustana	1	18.58	1.9	
28 Schroeder, Mia	SO	Platteville	4	18.66	2.9	
29 Kemstra, Jessica	FR	Eau Claire	1	18.80	1.9	
30 Felker, Alicia	FR	Augustana	3	18.94	2.1	
31 Byom, Emmarie	FR	Saint Mary's	3	19.55	2.1	

Women 100 Meter Hurdles

Name	Yr	School	Result	
Finals				
1 Zastrow, Hannah	FR	Stout	14.09	10
2 Lawrence, Emma	JR	La Crosse	14.35	8
3 Leum, Xana	SO	Winona State	14.46	6
4 Zenkovich, Hannah	JR	La Crosse	14.58	5
5 Kindt, Riley	SO	Oshkosh	14.83	4
6 McDowell, Brooke	SO	La Crosse	14.96	3

Ashton May Invitational
UW-La Crosse
Veterans Memorial Stadium - La Crosse, WI

Finals ... (Women 100 Meter Hurdles)

Name	Yr	School	Result	
7 Booker, Emilee	FR	Eau Claire	15.22	2
8 Becker, Kylee	FR	Winona State	15.48	1
9 Johannsen, Jaryn	FR	Eau Claire	15.58	1.1
10 Holm, Hannah	FR	La Crosse	15.77	1.1

Women 400 Meter Hurdles

Name	Yr	School	Result	
Finals				
1 Zeman, Kendall	JR	Winona State	1:04.83	10
2 Feit, Regan	FR	Winona State	1:06.13	8
3 Becker, Kylee	FR	Winona State	1:06.31	6
4 Buss, Jessica	SR	Platteville	1:06.48	5
5 Booker, Emilee	FR	Eau Claire	1:07.83	4
6 Johannsen, Jaryn	FR	Eau Claire	1:09.29	3
7 Raths, Kaylie	FR	Stout	1:09.56	2
8 Cole, Lexi	FR	Stout	1:10.21	1
9 Durscher, Tess	SO	Viterbo	1:12.02	

Women 3000 Meter Steeplechase

Name	Yr	School	Result	
Finals				
1 Vantassel, Maddy	SO	La Crosse	11:17.00	10
2 Benzing, Meygan	JR	Oshkosh	11:38.75	8
3 Anderson, Julia	SO	La Crosse	11:46.44	6
4 Ramsey, Kirstie	SR	Platteville	12:07.99	5
5 Miller, Bethany	FR	La Crosse	12:49.78	4
6 Hirsch, Anya	SO	Viterbo	13:15.70	3
7 Puetz, Katelyn	SO	Oshkosh	13:36.72	2
8 York, Rebecca	FR	Viterbo	16:36.77	1

Women 4x100 Meter Relay

Team	Relay	Result	
Finals			
1 Winona State	A	47.91	10
		1) Pryor, Michaela JR	2) Lockington, Ashlie SO
		3) Pietz, Maddy JR	4) Olson, Kaylee SO
		5) Schyvinck, Brooklyn JR	
2 Wis.-Stout	A	51.45	8
		1) Driscoll, Jenna FR	2) Block, LaRissa FR
		3) Sorensen, Raegan FR	4) Knapp, Katelyn FR
3 Saint Mary's (Minn.)	A	51.74	6
		1) Maul, Lillian SO	2) Gearin, Caroline SO
		3) Weis, Madison JR	4) Klausler, Sydney SR
--- Wis.-Platteville	A	DQ	
		1) Healey, Alexis SO	2) Orr, Gwen SR
		3) Hahn, Caitlynn FR	4) Ahrens, Madison FR

Women 4x400 Meter Relay

Team	Relay	H#	Result	
Finals				
1 Wis.-La Crosse	A	1	3:55.45	10
		1) Lawrence, Emma JR	2) Schroeder, Mara JR	
		3) Banic, Katie JR	4) Koehler, Greta SO	

2 Wis.-La Crosse	B	1	3:56.04	
		1) McDowell, Brooke SO	2) Knoernschild, Izi SO	
		3) Kunze, Melanie SO	4) Johnson, Amber SO	
3 Wis.-La Crosse	C	1	4:00.55	
		1) Holm, Hannah FR	2) Halvorson, Lilly FR	
		3) Jillson, Ellie FR	4) Ayd, Anna FR	
4 Wis.-Stout	A	1	4:04.63	8
		1) Knapp, Katelyn FR	2) Lehman, Kiley FR	
		3) Ebertowski, Claire FR	4) Maurer, Grace SO	
5 Winona State	A	1	4:05.48	6
		1) Becker, Kylee FR	2) Bennett, Jady FR	
		3) Feit, Regan FR	4) Lipschultz, Lainey SO	
6 Wis.-Oshkosh	B	1	4:09.34	5
		1) Wagner, Alaina SO	2) Madigan, Cyna SO	
		3) Geisness, Libby JR	4) Jenneman, Vanessa SO	
7 Wis.-Platteville	A	1	4:09.92	4
		1) Buss, Jessica SR	2) Galgon, Kaitlyn SR	
		3) Barnes, Lindsey FR	4) Rusch, Margaret FR	
8 St. Scholastica	A	1	4:10.09	3
		1) Williams, McKenzie FR	2) Voss, Annika JR	
		3) Kiminiski, Anna FR	4) Sholing, Ellie SO	
		5) Tapper, Lilliane JR	6) Chromy, Katelyn SO	
9 Wartburg	A	1	4:12.14	2
		1) Meyer, Ellie FR	2) Fisher, Aubrie SO	
		3) Phelan, Erin FR	4) Ruch, Brielle FR	
10 Wis.-La Crosse	D	2	4:12.98	
		1) Hannan, Maddie SO	2) Huber, Jamie SO	
		3) Carviou, Kimberly JR	4) Meyer, Karlie FR	
11 Augustana (Ill.)	A	2	4:21.14	1
		1) Reser, McKenzie FR	2) Nelson, Kira FR	
		3) Clapp, Sara JR	4) Bruchnak, Carmen JR	
12 Wis.-Oshkosh	A	1	4:32.66	
		1) Lehman, Amelia SO	2) Wilson, Daisy SO	
		3) Hagner, Paige FR	4) Benzing, Meygan JR	
13 Wartburg	B	2	4:38.62	
		1) Antonio, Brandi JR	2) Brown, Lexi JR	
		3) Pinkowski, Jane SO	4) Morey, Jenna FR	

Women High Jump

Name	Yr	School	Result	
Finals				
1 Christopher, Brea	SO	Wartburg	1.68m	5-06.00
2 Rizner, Madison	JR	Winona State	1.63m	5-04.25
3 Olson, Kaylee	SO	Winona State	1.63m	5-04.25
4 Zastrow, Hannah	FR	Stout	1.63m	5-04.25
5 Amoth, Rachel	FR	La Crosse	1.58m	5-02.25
6 Williams, Emily	FR	Eau Claire	1.58m	5-02.25
7 Gruen, Emma	FR	Eau Claire	1.53m	5-00.25
7 Thompson, Julia	FR	Eau Claire	1.53m	5-00.25
7 Kendall, Miranda	FR	Viterbo	1.53m	5-00.25
10 Williamson, Ella	FR	Eau Claire	1.53m	5-00.25
11 Veronen, Ashley	FR	Viterbo	1.53m	5-00.25
12 Todd, Macie	FR	La Crosse	1.53m	5-00.25
12 Gartner, Olivia	FR	La Crosse	1.53m	5-00.25
14 Vanderhoef, Alia	FR	La Crosse	1.53m	5-00.25

Ashton May Invitational
UW-La Crosse
Veterans Memorial Stadium - La Crosse, WI

Finals ... (Women High Jump)

Name	Yr	School	Result
15 Hyatt, Adelynn	FR	La Crosse	1.53m 5-00.25
16 Elvert, Grace	JR	Platteville	1.48m 4-10.25
17 Mitchell, Annie	FR	La Crosse	1.43m 4-08.25
17 Weiker, Allison	SR	Eau Claire	1.43m 4-08.25
19 Hansen, Maddie	FR	La Crosse	1.43m 4-08.25
20 Kautz, Jane	SO	Eau Claire	1.43m 4-08.25
21 Stafford, Abigail	SO	Viterbo	1.38m 4-06.25
21 Peyron, Grace	SO	Viterbo	1.38m 4-06.25
23 Semerad, Gabby	SO	Eau Claire	1.38m 4-06.25
24 Booker, Emilee	FR	Eau Claire	1.33m 4-04.25
25 Kemstra, Jessica	FR	Eau Claire	1.33m 4-04.25
26 Konzen, Ruth	SO	Viterbo	1.33m 4-04.25
--- Strampe, Toria	FR	St. Scholastica	NH
--- Wiley, Kyla	FR	St. Scholastica	NH

Women Pole Vault

Name	Yr	School	Result
Finals			
1 Krebasch, Kat	SR	Augustana	3.82m 12-06.25 10
2 O'Connell, Ashley	SO	La Crosse	3.42m 11-02.50 8
3 Nuutinen, Bailey	SO	Viterbo	3.42m 11-02.50 6
4 Sorensen, Raegan	FR	Stout	3.42m 11-02.50 5
5 Meidl, Abby	SO	La Crosse	3.27m 10-08.75 3.5
5 Missiaen, Liz	FR	La Crosse	3.27m 10-08.75 3.5
7 Ruf, Lindsay	JR	La Crosse	3.27m 10-08.75 2
8 Gearin, Caroline	SO	Saint Mary's	3.27m 10-08.75 1
9 Hewitt, Kendra	FR	La Crosse	3.27m 10-08.75
9 Meciej, Jordan	SR	Platteville	3.27m 10-08.75
11 Morrison, Nina	FR	La Crosse	3.12m 10-02.75
11 Weiker, Allison	SR	Eau Claire	3.12m 10-02.75
13 Johnson, Emma	FR	Viterbo	3.12m 10-02.75
14 Fleeharty, Ayden	SO	Eau Claire	2.97m 9-09.00
14 Ziegenhorn, Brooke	JR	Augustana	2.97m 9-09.00
16 Blagdon, Haley	FR	Eau Claire	2.97m 9-09.00
17 Montgomery, Autumn	SO	Platteville	2.82m 9-03.00
18 Durscher, Tess	SO	Viterbo	2.82m 9-03.00
18 Whitman, Riley	FR	Eau Claire	2.82m 9-03.00
20 Albers, Belle	SO	Wartburg	2.82m 9-03.00
--- Christensen, Taylor	JR	Oshkosh	NH
--- Morrow, Madison	SO	Augustana	NH
--- Byom, Emmarie	FR	Saint Mary's	NH
--- Howell, Emily	SO	Viterbo	NH
--- Geszvain, Gabriella	SO	Viterbo	NH

Women Long Jump

Name	Yr	School	H#	Result
Finals				
1 Stelzner, Jessica	JR	La Crosse	4	5.62m 18-05.25 10
2 Kindt, Riley	SO	Oshkosh	4	5.58m 18-03.75 8
3 Olson, Kaylee	SO	Winona State	4	5.56m 18-03.00 6
4 Barrett, Samantha	FR	La Crosse	4	5.50m 18-00.50 5
5 Johnson, Shaniah	FR	Wartburg	4	5.49m 18-00.25 4
6 Lockington, Ashlie	SO	Winona State	4	5.45m 17-10.75 3

7 Fitzgerald, Abbey	FR	Eau Claire	4	5.41m 17-09.00 2
8 Knott, Daekota	FR	Wartburg	3	5.34m 17-06.25 1
9 Yeakel, Lana	SO	Viterbo	2	5.28m 17-04.00 2.9
10 Page, Madison	SO	La Crosse	4	5.24m 17-02.25 1.6
11 Wulf, Shannon	FR	Platteville	2	5.19m 17-00.50 3.0
12 Lord, Nicole	JR	La Crosse	4	5.19m 17-00.50 2.5
13 Healey, Alexis	SO	Platteville	3	5.18m 17-00.00 2.0
14 Block, LaRissa	FR	Stout	3	5.13m 16-10.00 +0.0
15 Jenneman, Vanessa	SO	Oshkosh	4	5.11m 16-09.25 2.9
16 Klausler, Sydney	SR	Saint Mary's	4	5.06m 16-07.25 2.1
17 Driscoll, Jenna	FR	Stout	3	5.05m 16-07.00 1.5
18 Starzynski, Amanda	JR	Oshkosh	3	5.05m 16-07.00 1.1
19 Vaassen, Mykenzie	JR	La Crosse	3	5.02m 16-05.75 5.4
20 Castelli, Rachel	JR	Oshkosh	3	4.98m 16-04.25 0.1
21 Scheurell, Alexys	FR	La Crosse	3	4.97m 16-03.75 0.3
22 Houdek, Emma	FR	Wartburg	2	4.96m 16-03.25 2.0
23 Anderson, Allison	FR	La Crosse	2	4.95m 16-03.00 1.0
24 Peyron, Grace	SO	Viterbo	3	4.95m 16-03.00 1.6
25 Murphy, Ava	FR	Eau Claire	1	4.88m 16-00.25 4.5
26 Glaz, Andrea	FR	Oshkosh	1	4.81m 15-09.50 2.5
27 White, Skylar	FR	La Crosse	3	4.77m 15-07.75 0.3
28 Harvin, Sylvia	JR	Augustana	2	4.72m 15-06.00 2.6
29 Schreurs, Carly	FR	La Crosse	2	4.70m 15-05.00 1.0
30 Wagner, Alaina	SO	Oshkosh	3	4.67m 15-04.00 1.1
31 Phillips, Kehau	FR	Stout	2	4.62m 15-02.00 0.5
32 Maul, Lillian	SO	Saint Mary's	1	4.56m 14-11.50 +0.0
33 Valest, Amanda	FR	Stout	1	4.50m 14-09.25 2.1
34 Lipsey, Kayla	SO	Platteville	1	4.44m 14-07.00 2.0
35 Foxhoven, Hailey	FR	Wartburg	2	4.44m 14-07.00 2.8
36 Nicolai, Clara	FR	Stout	1	4.42m 14-06.00 0.5
37 Kiminiski, Anna	FR	St. Scholastica	1	4.41m 14-05.75 1.5
38 Johnson, Hannah	SO	Augustana	2	4.39m 14-05.00 1.0
39 Christensen, Taylor	JR	Oshkosh	2	4.29m 14-01.00 2.3
40 Carrera, Portia	SO	Augustana	1	4.27m 14-00.25 2.8
41 Felker, Alicia	FR	Augustana	1	3.69m 12-01.25 1.3
--- Best, Megan	SO	Eau Claire	3	FOUL
--- Bush, Akyma	SO	Wartburg	2	FOUL
--- Zenkovich, Hannah	JR	La Crosse	4	FOUL
--- Weber, Carly	FR	Eau Claire	2	FOUL

Women Triple Jump

Name	Yr	School	H#	Result
Finals				
1 Barrett, Samantha	FR	La Crosse	2	12.02m 39-05.25 10
2 Keller, Miah	SO	La Crosse	2	11.75m 38-06.75 8
3 Miller, Hannah	SR	Stout	2	11.74m 38-06.25 6
4 Knott, Daekota	FR	Wartburg	2	11.68m 38-04.00 5
5 Christopher, Brea	SO	Wartburg	2	11.56m 37-11.25 4
6 Leum, Xana	SO	Winona State	2	11.43m 37-06.00 3
7 Rizner, Madison	JR	Winona State	2	11.36m 37-03.25 2
8 Lockington, Ashlie	SO	Winona State	2	11.22m 36-09.75 1
9 Schneider, Kelli	JR	Platteville	2	11.17m 36-07.75 1.4
10 Johnson, Shaniah	FR	Wartburg	2	11.14m 36-06.75 1.3
10 Frederixson, Kylah	SO	La Crosse	2	11.14m 36-06.75 1.6
12 Kallenbach, Molly	FR	Eau Claire	1	10.91m 35-09.50 1.3

Ashton May Invitational
UW-La Crosse
Veterans Memorial Stadium - La Crosse, WI

Finals ... (Women Triple Jump)

Name	Yr	School	H#	Result	
13 Fitzgerald, Abbey	FR	Eau Claire	2	10.89m 35-08.75	1.8
14 Volz, Cara	SR	Oshkosh	2	10.66m 34-11.75	1.0
15 Hansen, Maddie	FR	La Crosse	2	10.62m 34-10.25	1.1
16 Patnode, Kaylee	SO	Winona State	1	10.53m 34-06.75	0.5
17 Mangold, Addie	FR	Eau Claire	1	10.46m 34-04.00	1.4
18 Andrews, Lizzie	FR	Platteville	1	10.41m 34-02.00	1.7
19 Schreurs, Carly	FR	La Crosse	1	10.25m 33-07.50	1.9
20 Marquez, Torrance	FR	Eau Claire	1	10.25m 33-07.50	2.2
21 Albers, Belle	SO	Wartburg	1	10.07m 33-00.50	2.1
22 Houdek, Emma	FR	Wartburg	1	9.86m 32-04.25	1.2
23 Konzen, Ruth	SO	Viterbo	1	9.73m 31-11.25	2.0
24 Anselme, Sammi	FR	Augustana	1	9.61m 31-06.50	3.1
25 Weber, Carly	FR	Eau Claire	1	9.49m 31-01.75	1.3
26 Strampe, Toria	FR	St. Scholastica	1	9.18m 30-01.50	1.7
27 Wiley, Kyla	FR	St. Scholastica	1	8.94m 29-04.00	2.7
--- Johnson, Hannah	SO	Augustana	1	FOUL	

Women Shot Put

Name	Yr	School	H#	Result	
Finals					
1 Leahy, Brianna	SR	Platteville	4	14.83m 48-08.00	10
2 Digman, Skye	JR	La Crosse	4	13.71m 44-11.75	8
3 Noon, Brenna	FR	Platteville	4	13.57m 44-06.25	6
4 Fobbe, Catie	JR	Eau Claire	4	13.53m 44-04.75	5
5 Ploor, Demi	JR	Stout	4	12.95m 42-06.00	4
6 Huber, Mackenzie	FR	Stout	4	12.94m 42-05.50	3
7 Hulstedt, Sarah	FR	La Crosse	4	12.62m 41-05.00	2
8 Hicks, Gabby	SR	Eau Claire	3	12.36m 40-06.75	1
9 Beminio, Haley	FR	Wartburg	4	12.11m 39-08.75	
10 Digman, Alayna	FR	La Crosse	3	11.95m 39-02.50	
11 Kubes, Samantha	SO	Saint Mary's	3	11.61m 38-01.25	
12 Carroll, Izzy	FR	La Crosse	4	11.52m 37-09.50	
13 Wienke, Paulina	SR	Platteville	3	11.43m 37-06.00	
14 Zenkovich, Hannah	JR	La Crosse	4	11.41m 37-05.25	
15 Gullingsrud, Maren	JR	Viterbo	3	11.40m 37-05.00	
16 Behnke, Kayla	FR	Eau Claire	1	11.40m 37-05.00	
17 Marineau, Allie	SR	Oshkosh	3	11.38m 37-04.00	
18 Sellen, Kailee	FR	Eau Claire	3	11.31m 37-01.25	
19 Leick, Autumn	FR	Eau Claire	3	11.28m 37-00.25	
20 Helle, Lydia	SO	Platteville	2	11.27m 36-11.75	
21 Walker, Evelyn	FR	Eau Claire	1	11.23m 36-10.25	
22 Michalski, Heather	FR	Augustana	4	11.19m 36-08.50	
23 Jones, Teagan	FR	Eau Claire	4	11.16m 36-07.50	
24 Pearson, Lillian	FR	Eau Claire	2	11.14m 36-06.75	
25 Stecher, Raina	FR	Eau Claire	2	11.08m 36-04.25	
26 Ammons, Emma	SO	Wartburg	2	10.98m 36-00.25	
27 Taylor, Paige	SR	Platteville	2	10.79m 35-05.00	
28 Barrette, Micky	SR	Oshkosh	3	10.67m 35-00.25	
29 Kinney, Talbot	FR	Wartburg	2	10.66m 34-11.75	
30 Blahnik, Bobbi	FR	Oshkosh	3	10.60m 34-09.50	
31 Deaver, Elise	JR	Oshkosh	3	10.51m 34-05.75	
32 Hemenway, Abby	FR	Eau Claire	2	10.48m 34-04.75	
33 Genz, Skyler	FR	Oshkosh	2	10.22m 33-06.50	

34 Cabuyadao, Joey	FR	Eau Claire	1	10.07m 33-00.50
35 Jackman, Sydney	FR	Saint Mary's	1	9.78m 32-01.00
36 Becker, Anna	JR	St. Scholastica	3	9.60m 31-06.00
37 Scheurell, Alexys	FR	La Crosse	2	9.38m 30-09.25
38 Wills, Haley	SO	Augustana	1	9.34m 30-07.75
39 Leoni, Sam	FR	Stout	1	9.26m 30-04.75
40 True, Emma	FR	Wartburg	1	9.25m 30-04.25
41 Wallendal, Morgan	FR	Saint Mary's	2	9.24m 30-03.75
42 Wunderlich, Bridgett	FR	Augustana	1	8.88m 29-01.75
43 Anderson, Allison	FR	La Crosse	1	8.60m 28-02.75
44 Foxhoven, Hailey	FR	Wartburg	1	8.44m 27-08.25
45 Bush, Akyma	SO	Wartburg	1	8.02m 26-03.75
--- Jensen, Morgan	FR	Eau Claire	3	FOUL
--- Masloroff, Brenna	SO	Oshkosh	4	FOUL

Women Discus Throw

Name	Yr	School	H#	Result	
Finals					
1 Hicks, Gabby	SR	Eau Claire	3	44.99m 147-07	10
2 Behnke, Kayla	FR	Eau Claire	1	43.86m 143-11	8
3 Digman, Skye	JR	La Crosse	3	42.59m 139-09	6
4 Meester, Lily	FR	Wartburg	3	41.32m 135-07	5
5 Leahy, Brianna	SR	Platteville	3	39.90m 130-11	4
6 Jones, Teagan	FR	Eau Claire	3	39.38m 129-02	3
7 Carroll, Izzy	FR	La Crosse	3	39.10m 128-03	2
8 Masloroff, Brenna	SO	Oshkosh	3	38.18m 125-03	1
9 Jensen, Morgan	FR	Eau Claire	3	37.81m 124-00	
10 Kinney, Talbot	FR	Wartburg	2	37.68m 123-07	
11 Dryden, Payton	SO	Viterbo	3	37.59m 123-04	
12 Wienke, Paulina	SR	Platteville	2	36.10m 118-05	
12 Michalski, Heather	FR	Augustana	3	36.10m 118-05	
14 Ansborg, Nora	SO	Augustana	3	36.07m 118-04	
15 Hemenway, Abby	FR	Eau Claire	2	35.84m 117-07	
16 Dade, Maria	SO	Viterbo	2	35.69m 117-01	
17 Lingenfelter, Brittany	FR	Wartburg	3	35.65m 116-11	
18 Walker, Evelyn	FR	Eau Claire	1	35.38m 116-01	
19 Marineau, Allie	SR	Oshkosh	2	34.37m 112-09	
20 Pearson, Lillian	FR	Eau Claire	3	34.37m 112-09	
21 Helle, Lydia	SO	Platteville	2	34.37m 112-09	
22 Deaver, Elise	JR	Oshkosh	2	34.20m 112-02	
23 Barrette, Micky	SR	Oshkosh	3	34.15m 112-00	
24 Stecher, Raina	FR	Eau Claire	1	33.77m 110-09	
25 McCartan, Grace	SO	Wartburg	2	33.64m 110-04	
26 Cabuyadao, Joey	FR	Eau Claire	1	33.59m 110-02	
27 Gullingsrud, Maren	JR	Viterbo	2	32.72m 107-04	
28 Leick, Autumn	FR	Eau Claire	1	32.68m 107-03	
29 Jochumsen, Tara	FR	Wartburg	3	32.18m 105-07	
30 Blahnik, Bobbi	FR	Oshkosh	2	31.85m 104-06	
31 Schneider, Payton	FR	Stout	2	31.66m 103-10	
32 Wallendal, Morgan	FR	Saint Mary's	1	31.47m 103-03	
33 Noon, Brenna	FR	Platteville	1	31.04m 101-10	
34 McGrane, Madison	SO	Viterbo	2	30.22m 99-02	
35 Kubes, Samantha	SO	Saint Mary's	1	29.75m 97-07	
36 Ammons, Emma	SO	Wartburg	2	29.69m 97-05	
37 Genz, Skyler	FR	Oshkosh	1	29.49m 96-09	

Ashton May Invitational
UW-La Crosse
Veterans Memorial Stadium - La Crosse, WI

Finals ... (Women Discus Throw)

Name	Yr	School	H#	Result
38 Sellen, Kailee	FR	Eau Claire	2	29.13m 95-07
39 Taylor, Paige	SR	Platteville	1	29.08m 95-05
40 Becker, Anna	JR	St. Scholastica	2	27.90m 91-06
41 Jackman, Sydney	FR	Saint Mary's	1	27.74m 91-00
42 Wardynski, Holly	SO	La Crosse	1	27.19m 89-02
43 Beck, Clare	JR	Platteville	1	26.63m 87-04
44 Kiefer, Callie	SO	Viterbo	1	25.25m 82-10
45 Beneke, Lily	FR	St. Scholastica	1	24.24m 79-06

Women Hammer Throw

Name	Yr	School	H#	Result	
Finals					
1 Floor, Demi	JR	Stout	4	50.86m 166-10	10
2 Fobbe, Catie	JR	Eau Claire	4	49.11m 161-01	8
3 Digman, Skye	JR	La Crosse	4	48.01m 157-06	6
4 Wienke, Paulina	SR	Platteville	4	47.32m 155-03	5
5 Beneke, Lily	FR	St. Scholastica	4	46.95m 154-00	4
6 Carroll, Izzy	FR	La Crosse	4	46.78m 153-06	3
7 Masloroff, Brenna	SO	Oshkosh	4	46.07m 151-02	2
8 Jones, Teagan	FR	Eau Claire	4	45.96m 150-09	1
9 Huber, Mackenzie	FR	Stout	4	45.28m 148-07	
10 True, Emma	FR	Wartburg	3	45.25m 148-05	
11 Beminio, Haley	FR	Wartburg	4	43.96m 144-03	
12 Deaver, Elise	JR	Oshkosh	4	42.39m 139-01	
13 Blahnik, Bobbi	FR	Oshkosh	2	41.55m 136-04	
14 Schneider, Payton	FR	Stout	3	41.43m 135-11	
15 Marineau, Allie	SR	Oshkosh	4	41.37m 135-09	
16 Wardynski, Holly	SO	La Crosse	1	41.29m 135-05	
17 Digman, Alayna	FR	La Crosse	3	40.91m 134-03	
18 Dryden, Payton	SO	Viterbo	3	40.52m 132-11	
19 Genz, Skyler	FR	Oshkosh	1	40.28m 132-02	
20 Kubes, Samantha	SO	Saint Mary's	3	39.67m 130-02	
21 McCartan, Grace	SO	Wartburg	3	39.24m 128-09	
22 Jochumsen, Tara	FR	Wartburg	3	39.23m 128-08	
23 Surprenant, Leah	SO	La Crosse	4	39.14m 128-05	
24 Meester, Lily	FR	Wartburg	2	39.12m 128-04	
25 Becker, Anna	JR	St. Scholastica	2	39.11m 128-04	
26 Gullingsrud, Maren	JR	Viterbo	3	39.09m 128-03	
27 Sellen, Kailee	FR	Eau Claire	2	38.21m 125-04	
28 Jensen, Morgan	FR	Eau Claire	2	37.43m 122-10	
29 Smith, Caitlynn	JR	Wartburg	3	36.71m 120-05	
30 Pearson, Lillian	FR	Eau Claire	4	36.20m 118-09	
31 Barrette, Micky	SR	Oshkosh	3	35.95m 117-11	
32 Stecher, Raina	FR	Eau Claire	1	35.44m 116-03	
33 Beck, Clare	JR	Platteville	2	34.59m 113-06	
34 Leahy, Brianna	SR	Platteville	3	33.72m 110-07	
35 Taylor, Paige	SR	Platteville	2	32.22m 105-08	
36 Cabuyadao, Joey	FR	Eau Claire	1	31.72m 104-01	
37 Helle, Lydia	SO	Platteville	2	30.27m 99-04	
38 Dade, Maria	SO	Viterbo	2	30.14m 98-11	
39 Kinney, Talbot	FR	Wartburg	1	28.25m 92-08	
40 Leick, Autumn	FR	Eau Claire	1	28.16m 92-05	
41 Leoni, Sam	FR	Stout	2	28.04m 92-00	

42 Wunderlich, Bridgett	FR	Augustana	1	27.92m 91-07
43 Kiefer, Callie	SO	Viterbo	2	27.37m 89-09
44 Walker, Evelyn	FR	Eau Claire	1	26.91m 88-03
45 Noon, Brenna	FR	Platteville	1	25.86m 84-10
46 Becker, Anna	FR	Saint Mary's	1	24.20m 79-05
47 Behnke, Kayla	FR	Eau Claire	1	20.14m 66-01
--- Wallendal, Morgan	FR	Saint Mary's	1	FOUL
--- Wills, Haley	SO	Augustana	2	FOUL
--- Jackman, Sydney	FR	Saint Mary's	1	FOUL
--- Hulstedt, Sarah	FR	La Crosse	3	FOUL
--- McGrane, Madison	SO	Viterbo	2	FOUL

Women Javelin Throw

Name	Yr	School	H#	Result	
Finals					
1 Swanson, Anna	JR	Saint Mary's	2	41.84m 137-03	10
2 Johnson, Gabby	FR	La Crosse	2	37.87m 124-03	8
3 Volz, Cara	SR	Oshkosh	2	36.64m 120-02	6
4 Miller, Hannah	SR	Stout	1	35.86m 117-08	5
5 Michalski, Heather	FR	Augustana	2	35.39m 116-01	4
6 Patnode, Kaylee	SO	Winona State	2	34.24m 112-04	3
7 Sorensen, Raegan	FR	Stout	2	32.08m 105-03	2
8 Kindt, Riley	SO	Oshkosh	1	31.34m 102-10	1
9 Elmhurst, Carley	JR	La Crosse	2	29.37m 96-04	
10 Deaver, Elise	JR	Oshkosh	2	29.35m 96-03	
11 Knott, Daekota	FR	Wartburg	1	28.63m 93-11	
12 Daehling, Grace	SR	Platteville	2	27.33m 89-08	
13 Lingenfelter, Brittany	FR	Wartburg	2	26.45m 86-09	
14 Johnson, Kaydee	FR	La Crosse	1	25.57m 83-11	
15 Cole, Lexi	FR	Stout	1	25.36m 83-02	
16 Schreier, Annie	FR	Winona State	2	24.53m 80-06	
17 Kiefer, Callie	SO	Viterbo	2	24.39m 80-00	
18 Rath, Kaylie	FR	Stout	1	24.04m 78-10	
19 Barrette, Micky	SR	Oshkosh	2	23.48m 77-00	
20 McGrane, Madison	SO	Viterbo	1	23.24m 76-03	
21 Harvin, Sylvia	JR	Augustana	2	22.82m 74-10	
22 Foxhoven, Hailey	FR	Wartburg	1	22.03m 72-03	
23 Becker, Anna	FR	Saint Mary's	1	21.30m 69-10	
24 Lipsey, Kayla	SO	Platteville	1	20.77m 68-02	
25 Ansborg, Nora	SO	Augustana	1	19.18m 62-11	
26 Bush, Akyma	SO	Wartburg	1	17.68m 58-00	
27 Dade, Maria	SO	Viterbo	1	12.95m 42-06	
--- Schroeder, Mia	SO	Platteville	1	FOUL	

Women - Team Rankings - 19 Events Scored

1) Wis.-La Crosse	180
2) Winona State	137
3) Wis.-Eau Claire	84
4) Wis.-Stout	81
5) Wis.-Oshkosh	70
6) Wis.-Platteville	64
7) Wartburg	47
8) Augustana (Ill.)	20
9) Saint Mary's (Minn.)	17
10) Viterbo	16
11) St. Scholastica	10

Women's Tr ▾



WTRACK
04.02 FINAL



Saint Mary's



WashU Invitational



WTRACK
04.09 FINAL



Saint Mary's



Ashton May Invitational



WTRACK
04.15 FINAL



Saint >



Rittgers



WOMEN'S TRACK & FIELD

[Questionnaire](#) [Roster](#) [More +](#)



Gearin, Bakalars lead way for Cardinals

4/15/2022 9:58:00 PM



By: **DONNY NADEAU**, Saint Mary's Sports Information Director | dnadeau@smumn.edu

CEDAR RAPIDS, Iowa — Three weeks, three meets, three different states.

GAMEDAY PREVIEW

And a third straight outstanding afternoon for the Saint Mary's University track and field teams.

Threes were most certainly wild for the Cardinals, who made a lasting impression in their first-ever appearance at the Rittgers Invitational — collecting three first-place finishes and 18 Top 5 performances.

[Anna Swanson](#) (Osceola, Wis.) and [Caroline Gearin](#) (Osceola, Wis.) led the charge for the Cardinal women, while Frankie Bakalars (La Crosse, Wis.) was the top men's performer, as the trio picked up first-place efforts.

Swanson — who has dominated the javelin during the early stages of the outdoor season — showed her versatility Friday, winning the 800 with a time of 2:26.21, while Gearin delivered a first-place mark of 3.10 meters in winning the pole vault.

Bakalars, meanwhile, led a 1-2 showing in the hammer throw for the Cardinal men, outdistancing teammate Sean Curran (Appleton, Wis.).

The first-place effort in the pole vault was just the tip of the iceberg for Gearin, who also posted a second-place showing in the 400 (1:01.98) and teamed with [Lilly Maul](#) (Madelia, Minn.), [Sydney Klausler](#) (Lakeville, Minn.), and [Nathalie Freire](#) (Bloomington, Minn.) to place second in the 4x100 with a time of 51.33.

The second-place showing in the 4x100 was the first of three second-place efforts for Klausler, who also added a second in the long jump (5.18m) and in the 100 (12.99). [Kendra Klobe](#) (Glencoe, Minn.) also delivered a second-place performance, with a time of 20:35.41 in the 5,000, while also placing fourth in the 1,500 (5:26.76).

[Amanda Tuvey](#) (West St. Paul, Minn.) clocked a third-place time of 12:59.53 in the steeplechase, and [Abrianna Utgaard](#) (Star Prairie, Wis.) chipped in a fifth in the 400, stopping the clock in 1:03.17.

On the men's side, Matthew Stack (Brooklyn Park, Minn.) joined Curran with a second-place performance in the pole vault, while Charlie Frenzel (Northfield, Minn.) was third in the triple jump (12.49m), and Andrew Martin (Shell Lake, Wis.) added a pair of fifth-place showings in the high jump (1.65m) and javelin (36.51m) and Brady Johnson (Elburn, Wis.) chipped in a leap of 11.76m in the triple jump.

The Cardinals' 4x100 relay team of Coleton Strupp (Holmen, Wis.), Oliver Adamson (Rochester, Minn.), Antonio Cisewski (Amherst, Wis.), and Dan Cooper (Belle Plaine, Minn.) stopped the clock in 44.35 to finish fourth.

The Cardinals are right back in action next Friday and Saturday, making a second trip to La Crosse, Wis., to take part in the Phil Esten Challenge, hosted by UW-La Crosse.

04.09.22

Cardinals make plenty of noise at UW-L

04.02.22

Gatz, Kubes lead the way for Cardinals

04.01.22

Rittgers Invitational
Coe College - Clark Track & Field
Cedar Rapids, Iowa - 4/15/2022
Results

Men 100 Meter Dash

Name	Year	School	Finals	Wind	H#	Points
Finals						
1 Josh Bishop	SO	Coe	10.90	2.8	3	10
2 Connor Christophersen	SR	Mount Mercy	11.05	2.8	3	8 11.043
3 Will Reynolds	SR	St. Ambrose	11.05	2.8	3	6 11.049
4 Ethan Fox	FR	Sauk Valley CC	11.10	3.0	2	5 11.093
5 Jordan Schroeder	SO	Mount Mercy	11.10	2.8	3	4 11.100
6 Felix Owusu Ansah	FR	Cornell College	11.29	3.0	2	3 11.288
7 Ladainian Linnear	FR	Coe	11.29	2.8	3	2 11.289
8 Brody Lovell		Unattached	X11.33	2.8	3	
9 Nate Keiper	FR	Mount Mercy	11.35	2.8	3	1
10 Ausar Alexander	SO	Coe	11.50	3.0	2	
11 Andrew Lorig	FR	Mount Mercy	11.63	3.0	2	
12 Sam O'Hara	JR	Cornell College	11.69	3.0	2	
13 Doniel Greiner	SO	Cornell College	11.81	3.0	2	
14 Quintynn Alexander	FR	Iowa Wesleyan	11.88	2.8	1	
15 Carter Tredway	SO	Coe	12.69	2.8	1	
16 Marquese Carter	FR	Iowa Wesleyan	13.20	2.8	1	

Men 200 Meter Dash

Name	Year	School	Finals	Wind	H#	Points
1 Will Reemtsma	JR	St. Ambrose	22.18	1.8	4	10
2 Ben Wilson	SO	St. Ambrose	22.39	1.8	4	8
3 Josh Bishop	SO	Coe	22.59	1.8	4	6
4 Will Reynolds	SR	St. Ambrose	22.77	1.8	4	5
5 Ethan Fox	FR	Sauk Valley CC	22.94	1.8	4	4
6 Brentin Erickson	SR	St. Ambrose	23.12	1.8	4	3
7 Ladainian Linnear	FR	Coe	23.14	2.6	3	2
8 Felix Owusu Ansah	FR	Cornell College	23.19	1.8	4	1
9 Andrew Lorig	FR	Mount Mercy	23.32	2.6	3	
10 Ausar Alexander	SO	Coe	23.54	2.6	3	
11 Sam O'Hara	JR	Cornell College	24.16	2.6	3	
12 Doniel Greiner	SO	Cornell College	24.24	1.4	2	
13 Marlon Brown	FR	Iowa Wesleyan	24.32	2.6	3	
14 Brayden Trebon	SO	Coe	24.38	1.4	2	
15 Matt Acosta	FR	St. Ambrose	24.82	1.4	2	
16 Brady Musgrove	FR	Iowa Wesleyan	25.45	1.4	2	
17 Carter Tredway	SO	Coe	26.97	1.4	2	
18 Marquese Carter	FR	Iowa Wesleyan	28.25	1.3	1	

Men 400 Meter Dash

Name	Year	School	Finals	H#	Points
1 Will Reemtsma	JR	St. Ambrose	50.55	2	10
2 Ben Wilson	SO	St. Ambrose	51.62	2	8

Rittgers Invitational
Coe College - Clark Track & Field
Cedar Rapids, Iowa - 4/15/2022
Results

....Men 400 Meter Dash

3	Jackson Stoos	SR St. Ambrose	55.23	2	6
4	Thomas Machande	FR Cornell College	55.46	2	5
5	William Bohms	FR Sauk Valley CC	55.74	1	4
6	Marlon Brown	FR Iowa Wesleyan	56.18	2	3
7	Dexter Hein-Harrison	SO Coe	56.53	1	2
8	Matt Acosta	FR St. Ambrose	56.62	1	1
9	Eddie Banda	FR Cornell College	57.42	1	
10	Maxwell Stoos	SO St. Ambrose	57.51	1	
11	Brady Musgrove	FR Iowa Wesleyan	58.27	1	
12	Nick Jordan	JR Mount Mercy	59.56	1	

Men 800 Meter Run

Name	Year	School	Finals	H#	Points
1	Isaak Hutchings	FR Cornell College	2:02.00	3	10
2	Chris Link	FR Sauk Valley CC	2:02.44	3	8
3	Ryan Clancy	SO Mount Mercy	2:03.36	3	6
4	Lewis Kleman	SO Coe	2:03.96	2	5
5	Justin Sorensen	SO Dakota Wesleyan	2:04.09	3	4
6	Isaiah Brindamour	SO Saint Mary's	2:04.38	3	3
7	Oscar Lopez	JR Mount Mercy	2:04.53	2	2
8	Coe Booker	JR Coe	2:04.60	2	1
9	Tommy Ashby	SO St. Ambrose	2:04.77	3	
10	Nathan Skala	SO Mount Mercy	2:05.43	3	
11	Kale Cartee	SO St. Ambrose	2:05.83	3	
12	Luke Munsey	SO Mount Mercy	2:06.30	2	
13	Fisher Isaacson	FR Cornell College	2:06.53	2	
14	George Barton	JR St. Ambrose	2:07.52	3	
15	Quinn Steinbrecher	SO Saint Mary's	2:07.83	2	
16	Nathan Boleyn	FR St. Ambrose	2:09.16	1	
17	Gad Kanago	FR Coe	2:11.31	1	
18	Lukas Lamparek	FR Mount Mercy	2:11.98	1	
19	Jake Cawkwell	FR Mount Mercy	2:12.34	1	
20	Felix Grave	FR Mount Mercy	2:15.03	1	
21	Elijah Boesch	SR St. Ambrose	2:16.50	2	
22	Cameron Ganier	FR Iowa Wesleyan	2:19.18	1	
23	Matt Hellige	SO Mount Mercy	2:19.24	1	
24	Dane Markegard	JR Cornell College	2:23.45	1	
25	Aaron Cox	NA Unat-St. Ambrose	X2:24.10	1	
26	Donnie Ingram	FR St. Ambrose	2:30.70	1	

Men 1500 Meter Run

Name	Year	School	Finals	Points
1	Gabe Soda	FR Cornell College	4:07.76	10
2	Isaak Hutchings	FR Cornell College	4:09.46	8
3	Coe Booker	JR Coe	4:12.62	6

Rittgers Invitational
Coe College - Clark Track & Field
Cedar Rapids, Iowa - 4/15/2022
Results

....Men 1500 Meter Run

4	Lewis Kleman	SO Coe	4:17.30	5
5	Lukas Lamparek	FR Mount Mercy	4:23.29	4
6	Aaron Golding	SR Mount Mercy	4:24.41	3
7	Felix Grave	FR Mount Mercy	4:29.13	2
8	Matt Hellige	SO Mount Mercy	4:29.39	1
9	Noah Cokel	SO Mount Mercy	4:36.93	
10	Gad Kanago	FR Coe	4:38.67	
11	Philip Marrero	FR Coe	4:40.59	
12	Bryan Flentge	FR St. Ambrose	4:43.83	
13	Charlie Link	FR Cornell College	4:49.57	
14	Brennon Munch	FR St. Ambrose	4:53.45	
15	Josh Scholl	SO Mount Mercy	4:57.98	

Men 5000 Meter Run

Name	Year School	Finals	Points
1	Caleb Sayler	FR Dakota Wesleyan	16:06.99 10
2	Tyler Bilskie	FR Cornell College	16:11.33 8
3	Ryan Smith	SO Coe	16:13.74 6
4	Will Dowda	FR St. Ambrose	16:22.06 5
5	Chase Kress	SR Mount Mercy	16:23.39 4
6	Chris Borschnack	JR St. Ambrose	16:53.02 3
7	Layne Lewis	FR Dakota Wesleyan	16:55.09 2
8	Jared Thoma	SO Coe	16:55.30 1
9	Noah Maske	FR St. Ambrose	16:57.91
10	Dayton Hauger	FR St. Ambrose	17:03.27
11	Tim Long	FR Coe	17:47.95
12	Luke Murray	SR Cornell College	18:11.62

Men 110 Meter Hurdles

Name	Year School	Finals	Wind	Points
1	Jack Reemtsma	NA Unat-St. Ambrose	X14.62	3.1
2	Ceondae Adams	FR Mount Mercy	15.17	3.1 10
3	Jacob Engelken	SR Cornell College	16.96	3.1 8
4	Trevor Eckols	SR Coe	17.17	3.1 6

Men 400 Meter Hurdles

Name	Year School	Finals	Points
1	Jack Reemtsma	NA Unat-St. Ambrose	X54.81
2	Brody Lovell	Unattached	X58.63
3	Jayden Weber	JR Coe	59.22 10
4	Jacob Engelken	SR Cornell College	59.27 8
5	Jabez Rivers	FR Iowa Wesleyan	1:02.15 6
6	Marquan Quinn	FR St. Ambrose	1:03.77 5

Rittgers Invitational
Coe College - Clark Track & Field
Cedar Rapids, Iowa - 4/15/2022
Results

....Men 400 Meter Hurdles

7 Trevor Eckols SR Coe 1:19.77 4

Men 3000 Meter Steeplechase

Name	Year School	Finals	Points
1 Wyatt Baldauf	SO Dakota Wesleyan	10:35.82	10
2 Luke Murray	SR Cornell College	11:29.97	8
3 Kenny Tucker	FR Iowa Wesleyan	12:21.76	6
-- Logan Lucas	FR Iowa Wesleyan	DNF	

Men 4x100 Meter Relay

School	Finals	Points
1 Mount Mercy	42.36	10
1) Ceondae Adams FR		
2) Nate Keiper FR		
3) Jordan Schroeder SO		
4) Connor Christophersen SR		
2 St. Ambrose	43.31	8
1) Brentin Erickson SR		
2) Will Reynolds SR		
3) Justin Wright JR		
4) Will Reemtsma JR		
3 Coe	43.54	6
1) Josh Bishop SO		
2) Brayden Trebon SO		
3) Jayden Weber JR		
4) Ladainian Linnear FR		
4 Saint Mary's (Minn.)	44.35	5
1) Coleton Strupp JR		
2) Oliver Adamson FR		
3) Antonio Cisewski FR		
4) Dan Cooper SO		
5 Cornell College	44.51	4
1) Sam O'Hara JR		
2) Jacob Engelken SR		
3) Doniel Greiner SO		
4) Felix Owusu Ansah FR		
6 Iowa Wesleyan	46.63	3
1) Cameron Ganier FR		
2) Marlon Brown FR		
3) Jabez Rivers FR		
4) Quintynn Alexander FR		
7 Iowa Wesleyan 'B'	x49.76	
1) KeJuan Redd FR		
2) Brady Musgrove FR		
3) Jeremiah Pauling FR		
4) Marquese Carter FR		

Men 4x400 Meter Relay

School	Finals	H#	Points
1 Mount Mercy	3:23.77	2	10
1) Nate Keiper FR			
2) Ceondae Adams FR			
3) Connor Christophersen SR			
4) Jordan Schroeder SO			
2 Cornell College	3:35.08	2	8
1) Jacob Engelken SR			
2) Thomas Machande FR			
3) Nathan Watters JR			
4) Isaak Hutchings FR			
3 Saint Mary's (Minn.)	3:35.72	2	6
1) Brady Johnson FR			
2) Isaiah Brindamour SO			



Rittgers Invitational
Coe College - Clark Track & Field
Cedar Rapids, Iowa - 4/15/2022
Results

....Men 4x400 Meter Relay

3) Chris Bulwa FR	4) Oliver Adamson FR			
4 Mount Mercy 'B'		x3:37.93	2	
1) Nathan Skala SO	2) Ryan Clancy SO			
3) Oscar Lopez JR	4) Aaron Golding SR			
5 Iowa Wesleyan		3:40.16	2	5
1) Marlon Brown FR	2) Jabez Rivers FR			
3) Cameron Ganier FR	4) Brady Musgrove FR			
6 Coe		3:40.35	2	4
1) Sabian Arceneaux SO	2) Keyondrae Wilkerson SO			
3) Dexter Hein-Harrison SO	4) Trevor Eckols SR			
7 St. Ambrose 'B'		3:44.01	2	3
1) Nathan Boleyn FR	2) Elijah Boesch SR			
3) George Barton JR	4) Brennon Munch FR			
8 Mount Mercy 'C'		x3:47.51	1	
1) Luke Munsey SO	2) Jake Cawkwell FR			
3) Noah Cokel SO	4) Josh Scholl SO			
9 St. Ambrose		x3:49.48	1	
1) Kale Cartee SO	2) Tommy Ashby SO			
3) Bryan Flentge FR	4) Donnie Ingram FR			

Men High Jump

Name	Year School	Finals	Points
1 Sabian Arceneaux 1.50 1.55 1.60 1.65 1.70 1.75 1.88 P P P P XO XO XXX	SO Coe	1.75m	5-08.75 10
2 Simon Holland 1.50 1.55 1.60 1.65 1.70 1.75 P P O O XO XXX	FR St. Ambrose	1.70m	5-07.00 8
3 Isaac Mojica 1.50 1.55 1.60 1.65 1.70 1.75 P P P O XXO XXX	SO St. Ambrose	J1.70m	5-07.00 6
4 Justin Griser 1.50 1.55 1.60 1.65 1.70 P P P XO XXX	SR St. Ambrose	1.65m	5-05.00 5
5 Andrew Martin 1.50 1.55 1.60 1.65 1.70 O P XO XXO XXX	JR Saint Mary's	J1.65m	5-05.00 4
6 Cade Cowan 1.50 1.55 1.60 1.65 P O XXO XXX	JR Cornell College	1.60m	5-03.00 3
7 Keyondrae Wilkerson 1.50 1.55 1.60 1.65 O XXO XXO XXX	SO Coe	J1.60m	5-03.00 2
8 Charlie Frenzel 1.50 1.55 1.60 XO P XXX	FR Saint Mary's	1.50m	4-11.00 1

Rittgers Invitational
Coe College - Clark Track & Field
Cedar Rapids, Iowa - 4/15/2022
Results

Men Pole Vault

Name	Year	School	Finals	Points
1 Cameron Abell	FR	Sauk Valley CC	4.25m	13-11.25 10
3.05 3.20 3.35 3.50 3.65 3.80 3.95 4.10 4.25 4.60				
P P P P P P P O XO XXX				
2 Matthew Stack	SR	Saint Mary's	4.10m	13-05.25 8
3.05 3.20 3.35 3.50 3.65 3.80 3.95 4.10 4.25				
P P P P P P XXO O XXX				
3 Jacob Mertes	NA	Unat-St. Ambrose	X3.35m	10-11.75
3.05 3.20 3.35 3.50				
P P O XXX				
4 Keagan Anderson	FR	St. Ambrose	J3.35m	10-11.75 6
3.05 3.20 3.35 3.50				
O XO O XXX				
5 Maxwell Stoos	SO	St. Ambrose	3.20m	10-06.00 5
3.05 3.20 3.35				
XXO O XXX				
6 Isaac Mojica	SO	St. Ambrose	J3.20m	10-06.00 4
3.05 3.20 3.35				
P XXO XXX				
-- Coleton Strupp	JR	Saint Mary's	NH	
3.05 3.20 3.35 3.50 3.65 3.80 3.95 4.10 4.25				
P P P P P P P P XXX				
-- Sam Rush	SR	St. Ambrose	NH	
3.05 3.20 3.35 3.50 3.65 3.80 3.95 4.10 4.25				
P P P P P P P P XXX				
-- Aidan Gatz	FR	Saint Mary's	NH	
3.05 3.20 3.35 3.50 3.65 3.80 3.95				
P P P P P P XXX				

Men Long Jump

Name	Year	School	Finals	Wind	H#	Points
1 Teagan Bowers	FR	St. Ambrose	6.57m	NWI	21-06.75	2 10
FOUL 6.57m(NWI) 6.43m(NWI) FOUL						
2 Ethan Fox	FR	Sauk Valley CC	6.37m	NWI	20-10.75	2 8
5.28m(NWI) 6.34m(NWI) 6.36m(NWI) 6.37m(NWI)						
3 Carter Bell	SO	Mount Mercy	6.24m	NWI	20-05.75	2 6
6.24m(NWI) FOUL FOUL FOUL						
4 Zach Bohms	FR	Sauk Valley CC	6.00m	3.3	19-08.25	1 5
5.92m(0.7) 5.84m(0.6) 5.87m(3.4) 6.00m(3.3)						
5 Sabian Arceneaux	SO	Coe	J6.00m	2.5	19-08.25	1 4
5.90m(1.6) 6.00m(2.5) FOUL 5.71m(1.0)						
6 David Arney	FR	St. Ambrose	5.93m	NWI	19-05.50	2 3
5.87m(NWI) 5.59m(NWI) 5.81m(NWI) 5.93m(NWI)						
7 Quantrell Polk	SR	St. Ambrose	5.88m	NWI	19-03.50	2 2
5.88m(NWI) 5.76m(NWI) 5.73m(NWI) 5.36m(NWI)						

Rittgers Invitational
Coe College - Clark Track & Field
Cedar Rapids, Iowa - 4/15/2022
Results

....Men Long Jump

8	Chris Bulwa	FR Saint Mary's	5.85m	1.9	19-02.50	1	1
	5.85m(1.9) FOUL	FOUL FOUL					
9	Antonio Cisewski	FR Saint Mary's	5.84m	NWI	19-02.00	2	
	5.80m(NWI) FOUL	FOUL 5.84m(NWI)					
10	Felix Owusu Ansah	FR Cornell College	5.80m	2.1	19-00.50	1	
	5.79m(2.0) 5.80m(2.1) 5.80m(0.9) 5.69m(NWI)						
11	Dan Cooper	SO Saint Mary's	5.74m	NWI	18-10.00	2	
	5.31m(NWI) 5.74m(NWI) 5.23m(NWI) 5.54m(NWI)						
12	Brady Johnson	FR Saint Mary's	5.70m	1.6	18-08.50	1	
	5.02m(3.0) 5.64m(2.4) 5.70m(1.6) 5.38m(1.1)						
13	Cade Cowan	JR Cornell College	5.60m	NWI	18-04.50	2	
	5.48m(NWI) FOUL 5.60m(NWI) 5.34m(NWI)						
14	Anthony Pilgrim	SO Cornell College	5.51m	1.4	18-01.00	1	
	5.40m(2.1) 5.47m(3.3) FOUL 5.51m(1.4)						
15	Anthony Bianchi	FR St. Ambrose	5.44m	2.2	17-10.25	1	
	5.28m(2.4) 5.37m(2.8) 5.24m(NWI) 5.44m(2.2)						
16	Tyree Walker	FR Iowa Wesleyan	5.39m	3.9	17-08.25	1	
	5.39m(3.9) 5.22m(1.9) 4.94m(3.0) FOUL						
17	KeJuan Redd	FR Iowa Wesleyan	4.95m	1.3	16-03.00	1	
	4.76m(1.4) 4.74m(3.9) 4.28m(2.2) 4.95m(1.3)						
18	Brayden Trebon	SO Coe	4.59m	NWI	15-00.75	1	
	FOUL FOUL 4.59m(NWI) FOUL						
--	Brentin Erickson	SR St. Ambrose	FOUL				1
	FOUL FOUL FOUL FOUL						

Men Triple Jump

Name	Year School	Finals	Wind	Points
1 Cale Strong	JR Dakota Wesleyan	13.23m	NWI	43-05.00 10
	13.23m(NWI) 13.12m(NWI) 13.22m(NWI) FOUL			
2 Zach Bohms	FR Sauk Valley CC	12.59m	NWI	41-03.75 8
	12.59m(NWI) 12.25m(NWI) 12.14m(NWI) FOUL			
3 Charlie Frenzel	FR Saint Mary's	12.49m	NWI	40-11.75 6
	FOUL 12.49m(NWI) 12.19m(NWI) FOUL			
4 Quantrell Polk	SR St. Ambrose	12.15m	NWI	39-10.50 5
	FOUL FOUL 12.15m(NWI) FOUL			
5 Brady Johnson	FR Saint Mary's	11.76m	NWI	38-07.00 4
	FOUL 11.76m(NWI) 11.73m(NWI) 11.62m(NWI)			
6 Keyondrae Wilkerson	SO Coe	11.75m	NWI	38-06.75 3
	11.13m(NWI) 11.75m(NWI) FOUL 11.55m(NWI)			
7 Cade Cowan	JR Cornell College	11.66m	NWI	38-03.25 2
	FOUL 11.42m(NWI) 11.66m(NWI) FOUL			
8 Anthony Pilgrim	SO Cornell College	11.38m	NWI	37-04.00 1
	FOUL FOUL 11.26m(NWI) 11.38m(NWI)			
9 Sabian Arceneaux	SO Coe	11.23m	NWI	36-10.25
	11.23m(NWI) FOUL 10.88m(NWI) FOUL			
10 KeJuan Redd	FR Iowa Wesleyan	10.29m	NWI	33-09.25
	10.29m(NWI) 9.94m(NWI) 9.77m(NWI) 10.16m(NWI)			

Rittgers Invitational
Coe College - Clark Track & Field
Cedar Rapids, Iowa - 4/15/2022
Results

....Men Triple Jump

-- Dan Cooper	SO Saint Mary's	FOUL
FOUL FOUL FOUL	FOUL	
-- Chris Bulwa	FR Saint Mary's	FOUL
FOUL FOUL FOUL	FOUL	
-- Teagan Bowers	FR St. Ambrose	FOUL
FOUL FOUL FOUL	FOUL	
-- David Arney	FR St. Ambrose	FOUL
FOUL FOUL FOUL	FOUL	

Men Shot Put

Name	Year School	Finals	H#	Points
1 Mykolas Saloninas	JR St. Ambrose	16.56m	54-04.00	2 10
16.56m 15.90m FOUL	15.95m FOUL FOUL			
2 Caden Milmine	SR Dakota Wesleyan	15.83m	51-11.25	2 8
15.41m 15.53m FOUL	FOUL FOUL 15.83m			
3 Alec Seifert	JR St. Ambrose	14.96m	49-01.00	2 6
FOUL 13.96m FOUL	13.30m 14.96m 14.88m			
4 Jonah Wilson	SO St. Ambrose	14.71m	48-03.25	2 5
FOUL 14.20m 14.40m	14.66m 14.71m 14.54m			
5 Bryce Peacher	JR St. Ambrose	13.87m	45-06.25	2 4
12.98m FOUL 13.87m	12.92m 13.30m 13.07m			
6 Felipe Castro	FR Mount Mercy	13.54m	44-05.25	2 3
FOUL FOUL 12.95m	12.85m FOUL 13.54m			
7 Kyle Uhl	FR St. Ambrose	13.34m	43-09.25	2 2
12.67m 13.34m 12.55m	FOUL FOUL 12.73m			
8 Mitchell Miller	JR Mount Mercy	13.20m	43-03.75	2 1
12.36m 12.77m 12.69m	13.20m FOUL FOUL			
9 Caleb Rutherford	SO Mount Mercy	12.89m	42-03.50	2
12.75m FOUL 12.60m	12.89m 12.82m FOUL			
10 Brock Flack	SR Cornell College	12.64m	41-05.75	1
12.40m 12.42m 12.64m				
11 Christopher Zanotto	JR Dakota Wesleyan	12.58m	41-03.25	2
FOUL 12.58m FOUL				
12 Nate Jones	FR Mount Mercy	12.46m	40-10.50	2
11.75m 12.46m 12.36m				
13 Fabian Barth-Alonzo	SR St. Ambrose	12.21m	40-00.75	2
11.61m 12.21m FOUL				
14 Jeremiah Pauling	FR Iowa Wesleyan	12.13m	39-09.75	1
11.88m 11.03m 12.13m				
15 Chris Baker	FR Coe	12.02m	39-05.25	2
11.31m 11.99m 12.02m				
16 Sean Curran	JR Saint Mary's	J12.02m	39-05.25	2
12.02m FOUL FOUL				
17 Kaden Schilling	FR Mount Mercy	11.57m	37-11.50	1
10.30m 11.24m 11.57m				
18 Nathan Watters	JR Cornell College	11.29m	37-00.50	1
11.29m 11.27m 11.02m				

Rittgers Invitational
Coe College - Clark Track & Field
Cedar Rapids, Iowa - 4/15/2022
Results

....Men Shot Put

19 Brad Pace	SR Cornell College	11.13m	36-06.25	2
FOUL FOUL 11.13m				
20 Alexander Paulson	FR Mount Mercy	11.10m	36-05.00	1
FOUL 9.93m 11.10m				
21 Keyshawn Mosley	FR Iowa Wesleyan	10.46m	34-04.00	1
FOUL FOUL 10.46m				
22 Tyrek Fuller	FR Iowa Wesleyan	10.01m	32-10.25	1
8.79m 10.01m 8.70m				
23 Kiel Parkhurst	FR Iowa Wesleyan	9.98m	32-09.00	1
9.98m 9.27m FOUL				
24 Skyler Higdon	FR Coe	9.97m	32-08.50	1
9.97m 9.71m 9.61m				
25 Nicholas Yelkin	FR Cornell College	9.81m	32-02.25	1
9.81m 9.61m 9.31m				
26 Matthew Corley	JR Cornell College	9.25m	30-04.25	1
9.25m 9.20m 8.88m				
27 Andrew Corley	JR Cornell College	9.20m	30-02.25	1
9.09m 9.02m 9.20m				
28 Brevin Hahn	JR Cornell College	7.47m	24-06.25	1
7.47m 7.36m 6.98m				
29 Michael Bahu	FR Cornell College	7.18m	23-06.75	1
6.76m 7.10m 7.18m				

Men Discus Throw

Name	Year School	Finals	H#	Points
1 Mykolas Saloninas	JR St. Ambrose	45.02m	147-08	2 10
43.86m FOUL 45.02m FOUL FOUL 42.60m				
2 Mitchell Miller	JR Mount Mercy	43.13m	141-06	2 8
41.36m FOUL FOUL 40.83m FOUL 43.13m				
3 Kaden Schilling	FR Mount Mercy	42.26m	138-08	2 6
FOUL 41.01m 40.14m 39.75m 42.26m 42.07m				
4 Caleb Rutherford	SO Mount Mercy	41.69m	136-09	2 5
36.31m 41.44m 37.55m 41.69m FOUL 41.54m				
5 Jonah Wilson	SO St. Ambrose	40.95m	134-04	2 4
36.38m FOUL 39.20m 37.05m 39.10m 40.95m				
6 Brock Flack	SR Cornell College	40.83m	133-11	2 3
40.83m 40.42m 39.16m 38.15m 39.85m 39.34m				
7 Alex Freiburger	Unattached	X40.25m	132-01	1
FOUL FOUL 40.25m FOUL 37.76m 37.41m				
8 Hunter Kasap	SO St. Ambrose	39.54m	129-09	2 2
39.54m 38.51m 7.81m FOUL 37.71m FOUL				
9 Alec Seifert	JR St. Ambrose	38.89m	127-07	2 1
37.71m FOUL 34.34m FOUL 38.89m 36.09m				
10 Bryce Peacher	JR St. Ambrose	38.04m	124-10	2
36.84m 38.04m 35.89m 33.21m 36.08m 37.62m				
11 Sean Curran	JR Saint Mary's	37.37m	122-07	2
33.55m FOUL 37.37m				



Rittgers Invitational
Coe College - Clark Track & Field
Cedar Rapids, Iowa - 4/15/2022
Results

...Men Discus Throw

12 Felipe Castro	FR Mount Mercy	36.94m	121-02	2
FOUL FOUL 36.94m				
13 Chris Baker	FR Coe	35.56m	116-08	2
32.94m FOUL 35.56m				
14 Nathan Watters	JR Cornell College	33.41m	109-07	1
FOUL 32.16m 33.41m				
15 Jeremiah Pauling	FR Iowa Wesleyan	33.18m	108-10	1
33.18m FOUL FOUL				
16 Frankie Bakalars	SR Saint Mary's	32.69m	107-03	1
FOUL FOUL 32.69m				
17 Caden Milmine	SR Dakota Wesleyan	31.88m	104-07	2
31.88m FOUL FOUL				
18 Keyshawn Mosley	FR Iowa Wesleyan	29.31m	96-02	1
28.93m FOUL 29.31m				
19 Casen Fritz	FR Saint Mary's	29.25m	95-11	1
23.67m 29.25m 24.58m				
20 Nicholas Yelkin	FR Cornell College	28.99m	95-01	1
FOUL 28.71m 28.99m				
21 Michael Bahu	FR Cornell College	28.93m	94-11	1
22.69m 28.93m FOUL				
22 Kiel Parkhurst	FR Iowa Wesleyan	27.31m	89-07	1
24.81m 26.59m 27.31m				
23 Tyrek Fuller	FR Iowa Wesleyan	25.44m	83-05	1
24.69m 20.26m 25.44m				
24 Brevin Hahn	JR Cornell College	21.56m	70-09	1
21.50m FOUL 21.56m				
-- Skyler Higdon	FR Coe	FOUL		1
FOUL FOUL FOUL				

Men Hammer Throw

Name	Year School	Finals	H#	Points
1 Frankie Bakalars	SR Saint Mary's	47.77m	156-09	2 10
42.62m 47.77m 47.34m				
2 Sean Curran	JR Saint Mary's	46.98m	154-02	2 8
FOUL 46.98m FOUL				
3 Christopher Zanotto	JR Dakota Wesleyan	46.36m	152-01	2 6
FOUL 45.49m 46.36m				
4 Mitchell Miller	JR Mount Mercy	44.37m	145-07	2 5
FOUL 44.37m FOUL				
5 Caleb Rutherford	SO Mount Mercy	43.44m	142-06	2 4
42.06m 42.58m 43.44m				
6 Hunter Kasap	SO St. Ambrose	42.31m	138-10	2 3
40.98m FOUL 42.31m				
7 Brad Pace	SR Cornell College	40.12m	131-07	2 2
FOUL FOUL 40.12m				
8 Alex Freiburger	Unattached	X39.45m	129-05	2
FOUL 37.43m 39.45m				

Rittgers Invitational
Coe College - Clark Track & Field
Cedar Rapids, Iowa - 4/15/2022
Results

....Men Hammer Throw

9	Andrew Corley	JR Cornell College	36.37m	119-04	1	1
	FOUL 33.87m 36.37m					
10	Kaden Swanger	FR St. Ambrose	34.64m	113-08	2	
	FOUL FOUL 34.64m					
11	Brock Flack	SR Cornell College	34.54m	113-04	2	
	32.91m FOUL 34.54m					
12	Matthew Corley	JR Cornell College	33.60m	110-03	1	
	33.00m 32.82m 33.60m					
13	Nate Jones	FR Mount Mercy	33.23m	109-00	1	
	FOUL 33.23m FOUL					
14	Felipe Castro	FR Mount Mercy	32.70m	107-03	1	
	FOUL 32.70m 31.53m					
15	Nicholas Yelkin	FR Cornell College	28.12m	92-03	1	
	27.30m FOUL 28.12m					
16	Carter Mahon	JR Mount Mercy	27.47m	90-01	1	
	27.47m 24.88m 25.45m					
17	Kiel Parkhurst	FR Iowa Wesleyan	26.28m	86-03	1	
	11.08m 26.28m FOUL					
18	Skyler Higdon	FR Coe	26.21m	86-00	1	
	26.21m 26.01m 26.00m					
19	Casen Fritz	FR Saint Mary's	25.96m	85-02	1	
	FOUL 25.96m FOUL					
20	Anthony Woods	FR St. Ambrose	24.94m	81-10	1	
	FOUL FOUL 24.94m					
21	Brevin Hahn	JR Cornell College	18.10m	59-04	1	
	15.59m 18.10m FOUL					
--	Kaden Schilling	FR Mount Mercy	FOUL		2	
	FOUL FOUL FOUL					
--	Chris Baker	FR Coe	FOUL		2	
	FOUL FOUL FOUL					
--	Alexander Paulson	FR Mount Mercy	FOUL		1	
	FOUL FOUL FOUL					
--	Payton Woods	SO St. Ambrose	FOUL		2	
	FOUL FOUL FOUL					

Men Javelin Throw

Name	Year School	Finals	H#	Points
1 Nate Keiper	FR Mount Mercy	43.73m	143-06	2 10
	43.73m 35.90m FOUL FOUL FOUL FOUL			
2 Blake Bohon	FR St. Ambrose	39.00m	127-11	2 8
	FOUL 36.47m 39.00m 37.14m 38.93m 37.37m			
3 Nate Jones	FR Mount Mercy	38.26m	125-06	2 6
	34.00m 38.26m 36.85m 35.55m FOUL 34.12m			
4 Brad Pace	SR Cornell College	37.67m	123-07	2 5
	37.31m 34.86m FOUL 33.33m 33.16m 37.67m			
5 Andrew Martin	JR Saint Mary's	36.51m	119-09	1 4
	FOUL 30.65m 36.51m 33.67m 34.47m 35.42m			

Rittgers Invitational
Coe College - Clark Track & Field
Cedar Rapids, Iowa - 4/15/2022
Results

....Men Javelin Throw

6	Zach Bohms	FR Sauk Valley CC	36.33m	119-02	2	3
	31.55m 35.54m 31.68m 29.60m 30.71m 36.33m					
7	Keyondrae Wilkerson	SO Coe	36.30m	119-01	2	2
	FOUL 30.18m 36.30m					
8	Simon Holland	FR St. Ambrose	36.08m	118-04	2	1
	36.08m 34.34m 36.05m FOUL FOUL 34.43m					
9	Skyler Higdon	FR Coe	34.44m	113-00	1	
	FOUL 34.44m 32.70m 29.21m FOUL FOUL					
10	Nathan Watters	JR Cornell College	33.77m	110-09	1	
	FOUL FOUL 33.77m					
11	Ethan Lengfelder	FR Iowa Wesleyan	32.67m	107-02	1	
	FOUL 32.67m 28.79m					
12	William Walker-Razo	FR St. Ambrose	31.16m	102-03	1	
	FOUL FOUL 31.16m					
13	Cameron Abell	FR Sauk Valley CC	30.42m	99-10	2	
	FOUL 30.25m 30.42m					
14	Carter Mahon	JR Mount Mercy	30.20m	99-01	2	
	25.77m 30.20m FOUL					
15	D.J. Rediger	SO Dakota Wesleyan	27.67m	90-09	2	
	25.06m 27.67m 26.83m					
16	Kiel Parkhurst	FR Iowa Wesleyan	23.25m	76-03	1	
	23.25m 21.07m FOUL					

=====

Women - Team Rankings - 19 Events Scored

=====

1) Cornell College	124	2) St. Ambrose	118
3) Mount Mercy	111	4) Dakota Wesleyan	104
5) Coe	93	6) Saint Mary's (Minn.)	86
7) Sauk Valley CC	58	8) Iowa Wesleyan	14

=====

Men - Team Rankings - 19 Events Scored

=====

1) St. Ambrose	191	2) Mount Mercy	119
3) Cornell College	98	4) Coe	97
5) Saint Mary's (Minn.)	60	6) Sauk Valley CC	55
7) Dakota Wesleyan	50	8) Iowa Wesleyan	23

Rittgers Invitational
Coe College - Clark Track & Field
Cedar Rapids, Iowa - 4/15/2022
Results

Women 100 Meter Dash

Name	Year	School	Finals	Wind	H#	Points
Finals						
1 Paige Crippes	FR	St. Ambrose	12.90	2.1	2	10
2 Sydney Klausler	SR	Saint Mary's	12.99	2.1	2	8
3 Lia Guigui	SR	Dakota Wesleyan	13.11	2.1	2	6
4 Madison Osborn	JR	Cornell College	13.18	2.1	2	5
5 Melissa Allen	FR	Sauk Valley CC	13.38	2.1	2	4
6 Macey Tisue	FR	Coe	13.82	2.1	2	3
7 Lindsey Campbell	FR	St. Ambrose	13.89	3.9	1	2
8 Caitlyne Mar	FR	Cornell College	14.02	2.1	2	1
9 Madison Weis	JR	Saint Mary's	14.20	2.1	2	
10 Aaminah Dishman	FR	Coe	14.73	3.9	1	

Women 200 Meter Dash

Name	Year	School	Finals	Wind	H#	Points
1 Madison Osborn	JR	Cornell College	26.60	2.9	4	10
2 Jadie Knecht	SO	St. Ambrose	27.16	2.9	4	8
3 Sangai Dukuly	FR	Coe	27.26	2.9	4	6
4 Katelynn Trobaugh	FR	Sauk Valley CC	27.32	2.0	3	5
5 Megan Jansett	SR	St. Ambrose	27.41	2.9	4	4
6 Sidney Brown	JR	Cornell College	27.75	2.0	3	3
7 Ally Trager	JR	Mount Mercy	27.82	1.9	2	2
8 Leah Rose	SR	St. Ambrose	27.87	2.9	4	1
9 Melissa Allen	FR	Sauk Valley CC	27.99	2.0	3	
10 Karissa Koval	FR	St. Ambrose	28.00	1.9	2	
11 Sadie Lenz	FR	Sauk Valley CC	28.36	2.0	3	
12 Lillian Maul	SO	Saint Mary's	28.39	1.9	2	
13 Allie Donahue	FR	Mount Mercy	28.43	2.0	3	
14 Katie Garner	SO	Mount Mercy	28.45	2.0	3	
15 Caitlyne Mar	FR	Cornell College	28.58	1.9	2	
16 Lauryn Bennett	FR	St. Ambrose	28.59	1.9	2	
17 Madison Weis	JR	Saint Mary's	29.57	1.9	2	
18 Anna Pierce	SO	St. Ambrose	29.60	2.7	1	
19 Annie Leopold	SO	Mount Mercy	29.72	2.0	3	
20 Haley Hartshorne	FR	Mount Mercy	30.08	1.9	2	
21 Lindsey Campbell	FR	St. Ambrose	30.31	1.9	2	
22 Morgana Goodlow	SO	Coe	30.79	2.7	1	
23 Irakunda Apolina	FR	Iowa Wesleyan	33.28	2.7	1	

Women 400 Meter Dash

Name	Year	School	Finals	H#	Points
1 Gabbi Butler	SO	St. Ambrose	1:01.43	2	10
2 Caroline Gearin	SO	Saint Mary's	1:01.98	2	8
3 Madison Osborn	JR	Cornell College	1:02.40	2	6

Rittgers Invitational
Coe College - Clark Track & Field
Cedar Rapids, Iowa - 4/15/2022
Results

....Women 400 Meter Dash

4 Megan Jansett	SR St. Ambrose	1:03.10	2	5
5 Abrianna Utgaard	JR Saint Mary's	1:03.17	1	4
6 Sidney Brown	JR Cornell College	1:04.43	2	3
7 Karissa Koval	FR St. Ambrose	1:04.91	2	2
8 Jadie Knecht	SO St. Ambrose	1:05.96	2	1
9 Alexis Perdomo	FR Coe	1:08.34	1	
10 Anna Pierce	SO St. Ambrose	1:10.91	1	
11 Ayana Lewis	FR Iowa Wesleyan	1:13.31	1	
12 Fiona Mahler	FR Coe	1:19.52	1	

Women 800 Meter Run

Name	Year School	Finals	H#	Points
1 Anna Swanson	JR Saint Mary's	2:26.21	2	10
2 Carli Reittinger	SO Mount Mercy	2:27.45	2	8
3 J'Lyn Knutson	FR Mount Mercy	2:27.76	2	6
4 Sydney Woods	SO Mount Mercy	2:32.77	2	5
5 Crystal Burke	SO Coe	2:33.43	2	4
6 Annika Vermeulen	SO Dakota Wesleyan	2:44.59	1	3
7 Sam See	FR Cornell College	2:47.18	2	2
8 Mya Numedahl	FR Cornell College	2:47.34	2	1
9 Lilly Garnsey	SO Iowa Wesleyan	2:51.40	1	
10 McKenna Tremble	FR Sauk Valley CC	2:54.75	1	
11 Fiona Mahler	FR Coe	3:09.59	1	
12 Lidia Pamos	FR Iowa Wesleyan	3:10.25	1	
13 Sydney Silva	JR Coe	3:18.36	1	
14 Angel Blagsvedt	FR Iowa Wesleyan	3:38.61	1	

Women 1500 Meter Run

Name	Year School	Finals	H#	Points
1 Crystal Burke	SO Coe	5:05.41	2	10
2 Deanna Newhouse	FR Mount Mercy	5:07.72	2	8
3 Katie Lammers	FR Cornell College	5:21.47	2	6
4 Kendra Klobe	FR Saint Mary's	5:26.76	2	5
5 Sam See	FR Cornell College	5:32.97	2	4
6 Ariana Lopez	FR Mount Mercy	5:51.23	2	3
7 Mio Aoki-Sherwood	FR Cornell College	5:51.74	1	2
8 McKenna Tremble	FR Sauk Valley CC	5:53.54	2	1
9 Taylor Walsh	FR Cornell College	5:58.30	1	
10 Annika Sutter	JR Cornell College	5:58.89	2	
11 Rileigh Fortune	FR St. Ambrose	6:07.57	1	
12 Lilian Gaulrapp	SO Mount Mercy	6:08.87	2	
13 Sydney Silva	JR Coe	6:17.10	1	
14 Emily Lucie	SO Cornell College	6:24.49	1	
15 Jayne Eilderts	FR St. Ambrose	6:45.41	1	
16 Katelynn Denny	FR Iowa Wesleyan	6:47.80	1	

Rittgers Invitational
Coe College - Clark Track & Field
Cedar Rapids, Iowa - 4/15/2022
Results

....Women 1500 Meter Run

17 Becca Neaterour FR St. Ambrose 6:53.45 1

Women 5000 Meter Run

Name	Year	School	Finals	Points
1 Natalie Neuhaus	FR	Cornell College	20:36.31	10
2 Billie Fogarty	JR	Cornell College	20:36.35	8
3 Crystal Burke	SO	Coe	21:16.61	6
4 Miranda Hall	SR	Cornell College	22:38.99	5

Women 100 Meter Hurdles

Name	Year	School	Finals	Wind	H#	Points
1 Leah Rose	SR	St. Ambrose	15.42	0.2	2	10
2 Natalie McAllister	JR	Cornell College	15.74	0.2	2	8
3 Katelynn Trobaugh	FR	Sauk Valley CC	15.95	0.2	2	6
4 Adaya Plastow	FR	Dakota Wesleyan	16.23	2.1	1	5
5 Annie Leopold	SO	Mount Mercy	16.24	0.2	2	4
6 Kiley Sanders	FR	Sauk Valley CC	16.71	2.1	1	3
7 Faith Dillman	SO	St. Ambrose	16.84	2.1	1	2
8 Lauryn Bennett	FR	St. Ambrose	17.44	0.2	2	1
9 Cailyn Wright	FR	Coe	17.54	0.2	2	
10 Avany Long	SO	Dakota Wesleyan	17.77	0.2	2	
11 Cielo Piceno	FR	Coe	17.97	2.1	1	
12 Cari Pickup	JR	Cornell College	18.41	0.2	2	
13 Irakunda Apolina	FR	Iowa Wesleyan	21.48	2.1	1	
14 Teya Hawkins	FR	Iowa Wesleyan	21.49	2.1	1	

Women 400 Meter Hurdles

Name	Year	School	Finals	Points
1 Adaya Plastow	FR	Dakota Wesleyan	1:08.43	10
2 Kiley Sanders	FR	Sauk Valley CC	1:08.90	8
3 Katie Lambrecht	FR	St. Ambrose	1:09.21	6
4 Cari Pickup	JR	Cornell College	1:13.26	5
5 Cailyn Wright	FR	Coe	1:16.51	4
6 Faith Dillman	SO	St. Ambrose	1:20.74	3
7 Macey Tissue	FR	Coe	1:21.41	2
8 Taylor Walsh	FR	Cornell College	1:33.25	1

Women 3000 Meter Steeplechase

Name	Year	School	Finals	Points
1 Billie Fogarty	JR	Cornell College	12:37.95	10
2 Jessa Day	FR	Mount Mercy	12:48.21	8

Rittgers Invitational
Coe College - Clark Track & Field
Cedar Rapids, Iowa - 4/15/2022
Results

....Women 3000 Meter Steeplechase

3	Amanda Tuvey	SO Saint Mary's	12:59.53	6
4	Madison Bland	FR Sauk Valley CC	14:03.31	5
5	Allison Morris	SO Iowa Wesleyan	14:18.29	4
6	Mika Martinez	FR Sauk Valley CC	15:06.43	3
7	Kayleigh Thomas	FR Sauk Valley CC	16:10.63	2

Women 4x100 Meter Relay

School		Finals	Points
1	St. Ambrose	50.25	10
	1) Paige Crippes FR	2) Katie Lambrecht FR	
	3) Gabbi Butler SO	4) Leah Rose SR	
2	Saint Mary's (Minn.)	51.33	8
	1) Lillian Maul SO	2) Sydney Klausler SR	
	3) Caroline Gearin SO	4) Nathalie Freire SR	
3	Cornell College	52.95	6
	1) Natalie McAllister JR	2) Madison Osborn JR	
	3) Sidney Brown JR	4) Emilia Lambert-Mergendahl FR	
4	Dakota Wesleyan	53.23	5
	1) Ashtyn Evans SO	2) Avany Long SO	
	3) Lia Guigui SR	4) Adaya Plastow FR	
5	Coe	53.36	4
	1) Sangai Dukuly FR	2) Hannah Pecharich FR	
	3) Cailyn Wright FR	4) Alexis Perdomo FR	
6	Iowa Wesleyan	56.78	3
	1) Izela Avalos FR	2) Ayana Lewis FR	
	3) Shermaine Preston FR	4) Irakunda Apolina FR	

Women 4x400 Meter Relay

School		Finals	Points
1	Saint Mary's (Minn.)	4:12.52	10
	1) Abrianna Utgaard JR	2) Sydney Klausler SR	
	3) Anna Swanson JR	4) Caroline Gearin SO	
2	Cornell College	4:21.64	8
	1) Sidney Brown JR	2) Caroline Riss JR	
	3) Emilia Lambert-Mergendahl FR	4) Madison Osborn JR	
3	Mount Mercy	4:22.49	6
	1) Allie Donahue FR	2) J'Lyn Knutson FR	
	3) Ally Trager JR	4) Carli Reittinger SO	
4	Dakota Wesleyan	4:33.85	5
	1) Ashtyn Evans SO	2) Annika Vermeulen SO	
	3) Avany Long SO	4) Adaya Plastow FR	
5	Coe	4:35.66	4
	1) Sangai Dukuly FR	2) Hannah Pecharich FR	
	3) Alexis Perdomo FR	4) Crystal Burke SO	
6	Mount Mercy 'B'	x4:37.62	

Rittgers Invitational
Coe College - Clark Track & Field
Cedar Rapids, Iowa - 4/15/2022
Results

....Women 4x400 Meter Relay

- | | | | | |
|---------------------------|-----------------------|---------|---|--|
| 1) Katie Garner SO | 2) Sydney Woods SO | | | |
| 3) Yaqueline Hernandez SO | 4) Ariana Lopez FR | | | |
| 7 St. Ambrose | | 5:05.25 | 3 | |
| 1) Christyna LaMantia FR | 2) Rileigh Fortune FR | | | |
| 3) Jayne Eilderts FR | 4) Becca Neaterour FR | | | |
| 8 Iowa Wesleyan | | 5:28.39 | 2 | |
| 1) Faith Younce FR | 2) Lilly Garnsey SO | | | |
| 3) Katelynn Denny FR | 4) Ayana Lewis FR | | | |

Women High Jump

Name	Year School	Finals	Points
1 Natalie McAllister	JR Cornell College	1.45m	4-09.00 9
1.15 1.20 1.25 1.30 1.35 1.40 1.45 1.50			
P P P P P P O XXX			
1 Haley Hartshorne	FR Mount Mercy	1.45m	4-09.00 9
1.15 1.20 1.25 1.30 1.35 1.40 1.45 1.50			
P P P O O O O XXX			
3 Sophie Feahn	SO Mount Mercy	J1.45m	4-09.00 6
1.15 1.20 1.25 1.30 1.35 1.40 1.45 1.50			
P P P O O O XO XXX			
4 Olivia Sobieszczyk	FR St. Ambrose	1.35m	4-05.00 5
1.15 1.20 1.25 1.30 1.35 1.40			
P P P P XO XXX			
5 Katelynn Trobaugh	FR Sauk Valley CC	J1.35m	4-05.00 4
1.15 1.20 1.25 1.30 1.35 1.40			
P P P XXO XO XXX			
6 Sidney Brown	JR Cornell College	1.30m	4-03.25 3
1.15 1.20 1.25 1.30 1.35			
P P P O XXX			
7 Morgana Goodlow	SO Coe	J1.30m	4-03.25 2
1.15 1.20 1.25 1.30 1.35			
P O O XO XXX			
8 Victoria Amandianeze	FR Coe	1.25m	4-01.25 1
1.15 1.20 1.25 1.30			
O XO O XXX			
9 Aminah Dishman	FR Coe	1.20m	3-11.25
1.15 1.20 1.25			
O XO XXX			
-- Lia Guigui	SR Dakota Wesleyan	NH	
1.15 1.20 1.25 1.30 1.35 1.40 1.45 1.50			
P P P P P P P XXX			
-- Kiley Sanders	FR Sauk Valley CC	NH	
1.15 1.20 1.25 1.30 1.35 1.40			
P P P P P XXX			

Rittgers Invitational
Coe College - Clark Track & Field
Cedar Rapids, Iowa - 4/15/2022
Results

Women Pole Vault

Name	Year School	Finals	Points
1 Caroline Gearin 2.35 2.50 2.65 2.80 2.95 3.10 3.25 P P P O O O XXX	SO Saint Mary's	3.10m 10-02.00	10
2 Hannah Pecharich 2.35 2.50 2.65 2.80 2.95 3.10 3.25 P P P O O XXO XXX	FR Coe	J3.10m 10-02.00	8
3 Cielo Piceno 2.35 2.50 2.65 2.80 2.95 P O O O XXX	FR Coe	2.80m 9-02.25	6
-- Tara Ryan 2.35 2.50 P XXX	SO St. Ambrose	NH	

Women Long Jump

Name	Year School	Finals	Wind	H#	Points
1 Abby Camp 5.20m(0.2) 5.07m(1.5) 4.06m(0.1) 5.05m(0.9)	SR St. Ambrose	5.20m	0.2	17-00.75	2 10
2 Sydney Klausler 4.76m(1.3) FOUL 5.09m(1.5) 5.18m(+0.0)	SR Saint Mary's	5.18m	+0.0	17-00.00	2 8
3 Lia Guigui FOUL 4.28m(1.6) 5.11m(1.8) 5.10m(1.1)	SR Dakota Wesleyan	5.11m	1.8	16-09.25	2 6
4 Avany Long 4.86m(1.6) 4.76m(1.7) 4.69m(1.8) 5.01m(0.1)	SO Dakota Wesleyan	5.01m	0.1	16-05.25	2 5
5 Katelynn Trobaugh FOUL 4.95m(0.7) 4.95m(NWI) FOUL	FR Sauk Valley CC	4.95m	NWI	16-03.00	2 4
6 Lexie Johnson FOUL 4.90m(0.9) FOUL 4.61m(0.3)	SO St. Ambrose	4.90m	0.9	16-01.00	2 3
7 Kiley Sanders 4.71m(1.1) 4.89m(0.9) FOUL 4.79m(3.1)	FR Sauk Valley CC	4.89m	0.9	16-00.50	2 2
8 Natalie McAllister 4.78m(NWI) 4.88m(2.5) FOUL FOUL	JR Cornell College	4.88m	2.5	16-00.25	1 1
9 Sofia Rumbolz 4.68m(3.0) 4.54m(2.5) 4.66m(1.3) FOUL	FR Sauk Valley CC	4.68m	3.0	15-04.25	1
10 Lilianna Olsen FOUL 4.65m(0.8) 4.43m(0.7) 4.57m(1.7)	JR St. Ambrose	4.65m	0.8	15-03.25	2
11 Sadie Lenz FOUL FOUL 4.51m(2.6) 4.56m(1.7)	FR Sauk Valley CC	4.56m	1.7	14-11.50	1
12 Lillian Maul FOUL FOUL 4.53m(1.6) FOUL	SO Saint Mary's	4.53m	1.6	14-10.50	1
13 Sophie Feahn FOUL 4.23m(1.7) 4.42m(1.5) FOUL	SO Mount Mercy	4.42m	1.5	14-06.00	2
14 Shermaine Preston 4.16m(1.9) FOUL FOUL 4.39m(2.9)	FR Iowa Wesleyan	4.39m	2.9	14-05.00	1
15 Izela Avalos 4.30m(1.8) 4.24m(2.4) 4.12m(0.7) FOUL	FR Iowa Wesleyan	4.30m	1.8	14-01.25	1

Rittgers Invitational
Coe College - Clark Track & Field
Cedar Rapids, Iowa - 4/15/2022
Results

....Women Long Jump

16 Victoria Amandianeze	FR Coe	3.75m	2.5	12-03.75	1
3.50m(NWI) FOUL	3.70m(1.1) 3.75m(2.5)				
17 Nijah Williams	FR Coe	3.69m	2.6	12-01.25	1
FOUL 3.69m(2.6) FOUL FOUL					
18 Allisyn Blaser	SR St. Ambrose	3.18m	1.1	10-05.25	1
3.18m(1.1) PASS PASS PASS					

Women Triple Jump

Name	Year School	Finals	Wind	Points
1 Sangai Dukuly	FR Coe	10.60m	NWI 34-09.50	10
10.56m(NWI) 10.04m(NWI) 10.60m(NWI) FOUL				
2 Abby Camp	SR St. Ambrose	10.36m	NWI 34-00.00	8
FOUL 10.21m(NWI) FOUL 10.36m(NWI)				
3 Sadie Lenz	FR Sauk Valley CC	10.08m	NWI 33-01.00	6
9.88m(NWI) FOUL 9.95m(NWI) 10.08m(NWI)				
4 Sofia Rumbolz	FR Sauk Valley CC	10.04m	NWI 32-11.25	5
9.92m(NWI) FOUL 10.04m(NWI) FOUL				
5 Ashtyn Evans	SO Dakota Wesleyan	10.01m	NWI 32-10.25	4
FOUL 9.90m(NWI) 10.01m(NWI) 9.98m(NWI)				
6 Shermaine Preston	FR Iowa Wesleyan	9.91m	NWI 32-06.25	3
9.89m(NWI) 9.91m(NWI) 9.28m(NWI) FOUL				
-- Lexie Johnson	SO St. Ambrose	FOUL		
FOUL FOUL FOUL FOUL				
-- Lilianna Olsen	JR St. Ambrose	FOUL		
FOUL FOUL FOUL FOUL				

Women Shot Put

Name	Year School	Finals	H#	Points
1 Bre Nail	SO Mount Mercy	14.07m	46-02.00	2 10
14.07m 13.25m 12.68m FOUL FOUL FOUL				
2 Annah Miller	SO St. Ambrose	13.80m	45-03.50	2 8
13.16m 13.80m 12.35m FOUL 12.69m 12.43m				
3 Lila Gronseth	SO Dakota Wesleyan	13.39m	43-11.25	2 6
12.53m 13.21m 13.39m FOUL FOUL FOUL				
4 Jaydyn Palmer	JR Coe	12.71m	41-08.50	2 5
FOUL 12.71m 12.62m FOUL 12.40m 12.42m				
5 Abby Magnuson	SO Dakota Wesleyan	12.37m	40-07.00	2 4
11.95m 10.84m 12.37m 11.18m 11.75m 11.31m				
6 Cristina Villalobos	SO Mount Mercy	11.99m	39-04.00	2 3
FOUL 11.57m 11.90m 11.86m 11.99m FOUL				
7 Ellen Kangas	FR Mount Mercy	11.86m	38-11.00	2 2
11.37m 11.44m 11.61m 11.03m 11.86m 11.66m				
8 Brianna Hunter	JR Iowa Wesleyan	11.84m	38-10.25	2 1
11.84m FOUL FOUL FOUL FOUL FOUL				

Rittgers Invitational
Coe College - Clark Track & Field
Cedar Rapids, Iowa - 4/15/2022
Results

....Women Shot Put

9	Samantha Kubes	SO Saint Mary's	11.37m	37-03.75	2
	11.35m 11.37m 11.23m	9.59m FOUL FOUL			
10	Katlyn Briggs	SO Dakota Wesleyan	10.78m	35-04.50	1
	9.73m 9.94m 10.78m				
11	Morgan Taft	SR Dakota Wesleyan	10.69m	35-01.00	2
	10.69m 10.16m FOUL				
12	Kaitlyn Gammon	Unattached	10.59m	34-09.00	2
	9.69m 10.59m FOUL				
13	Taylor Cruz	SR Cornell College	10.44m	34-03.00	1
	9.37m 10.44m 10.09m				
14	Trisan South	FR Coe	J10.44m	34-03.00	1
	8.97m 10.44m 9.38m				
15	Morgan Wallendal	FR Saint Mary's	10.39m	34-01.25	1
	10.24m FOUL 10.39m				
16	Natalie McAllister	JR Cornell College	10.03m	32-11.00	2
	9.78m 9.81m 10.03m				
17	Sarah Smith	SR St. Ambrose	10.00m	32-09.75	1
	9.70m 9.36m 10.00m				
18	Anna Dunne	JR St. Ambrose	9.89m	32-05.50	1
	9.89m 9.57m 9.60m				
19	Tracy Allen	SO Coe	9.55m	31-04.00	1
	9.48m 9.55m 9.10m				
20	Sydney Jackman	FR Saint Mary's	9.23m	30-03.50	1
	9.10m 8.15m 9.23m				
21	Kelly Stotts	FR Coe	9.21m	30-02.75	1
	8.61m 9.21m 8.61m				
22	Kiley Sanders	FR Sauk Valley CC	8.05m	26-05.00	1
	7.93m 8.05m 7.46m				
23	Teya Hawkins	FR Iowa Wesleyan	7.86m	25-09.50	1
	7.86m FOUL 7.49m				
24	Katelynn Trobaugh	FR Sauk Valley CC	7.76m	25-05.50	1
	7.76m 7.12m 7.19m				

Women Discus Throw

=====						
Name	Year	School	Finals	H#	Points	
=====						
1	Ellen Kangas	FR Mount Mercy	39.67m	130-02	2	10
	32.08m 29.43m 33.03m	FOUL 39.67m FOUL				
2	Katlyn Briggs	SO Dakota Wesleyan	39.58m	129-10	2	8
	39.58m 37.64m FOUL	FOUL FOUL 36.99m				
3	Annah Miller	SO St. Ambrose	38.10m	125-00	2	6
	31.06m 37.50m 31.73m	33.88m 37.61m 38.10m				
4	Lila Gronseth	SO Dakota Wesleyan	37.61m	123-05	2	5
	FOUL 37.61m 37.49m	FOUL FOUL 35.29m				
5	Darby Deffenbaugh	SO Dakota Wesleyan	35.90m	117-09	2	4
	FOUL FOUL 35.90m	35.35m 35.06m FOUL				
6	Taylor Cruz	SR Cornell College	34.78m	114-01	2	3
	FOUL 34.78m 32.47m	31.82m FOUL 32.22m				

Rittgers Invitational
Coe College - Clark Track & Field
Cedar Rapids, Iowa - 4/15/2022
Results

....Women Discus Throw

7	Abby Magnuson	SO Dakota Wesleyan	34.31m	112-07	2	2
	29.53m 33.75m 33.23m 34.31m	FOUL FOUL				
8	Bre Nail	SO Mount Mercy	34.20m	112-02	2	1
	34.20m FOUL FOUL 32.76m	FOUL 30.58m				
9	Jaydyn Palmer	JR Coe	32.59m	106-11	2	
	31.93m 28.87m 31.57m 32.27m	32.59m FOUL				
10	Morgan Wallendal	FR Saint Mary's	30.87m	101-03	1	
	16.70m 30.87m FOUL					
11	Julianna Jones	FR St. Ambrose	30.73m	100-10	1	
	30.73m FOUL 29.51m					
12	Tracy Allen	SO Coe	30.09m	98-09	2	
	FOUL FOUL 30.09m					
13	Samantha Kubes	SO Saint Mary's	28.29m	92-10	1	
	23.71m 25.96m 28.29m					
14	Morgan Taft	SR Dakota Wesleyan	27.82m	91-03	1	
	27.82m FOUL FOUL					
15	Felica McCroy	SR St. Ambrose	27.10m	88-11	1	
	26.79m 26.20m 27.10m					
16	Ashlyn Utterback	FR St. Ambrose	26.20m	85-11	1	
	FOUL 26.20m FOUL					
17	Olivia Herring	FR Mount Mercy	25.85m	84-10	1	
	21.95m FOUL 25.85m					
18	Sydney Jackman	FR Saint Mary's	25.23m	82-09	1	
	FOUL FOUL 25.23m					
19	Lauren Meyer	SO Coe	21.97m	72-01	1	
	21.97m FOUL 20.90m					
20	Samantha Warhoe	JR Cornell College	20.84m	68-04	1	
	20.63m FOUL 20.84m					
--	Trisan South	FR Coe	FOUL			2
	FOUL FOUL FOUL					

Women Hammer Throw

Name	Year School	Finals	H#	Points
1 Katlyn Briggs	SO Dakota Wesleyan	47.09m	154-06	2 10
	45.51m 46.00m 43.30m	FOUL FOUL 47.09m		
2 Kaitlyn Gammon	Unattached	X42.49m	139-05	2
	42.21m FOUL 38.51m 39.24m	41.54m 42.49m		
3 Morgan Taft	SR Dakota Wesleyan	41.94m	137-07	2 8
	FOUL 41.35m FOUL 41.94m	39.57m FOUL		
4 Samantha Kubes	SO Saint Mary's	41.76m	137-00	2 6
	35.37m 40.22m FOUL 34.25m	FOUL 41.76m		
5 Darby Deffenbaugh	SO Dakota Wesleyan	41.15m	135-00	2 5
	39.37m FOUL 41.15m	FOUL FOUL FOUL		
6 Jaydyn Palmer	JR Coe	40.44m	132-08	2 4
	FOUL 40.44m FOUL 36.25m	FOUL FOUL		
7 Lila Gronseth	SO Dakota Wesleyan	40.32m	132-03	2 3
	FOUL 37.41m 40.32m 38.97m	36.64m FOUL		

Rittgers Invitational
Coe College - Clark Track & Field
Cedar Rapids, Iowa - 4/15/2022
Results

....Women Hammer Throw

8	Jzonei Jones	SO Mount Mercy	39.12m	128-04	2	2
	36.36m 39.12m FOUL	FOUL FOUL 34.23m				
9	Tracy Allen	SO Coe	38.65m	126-10	2	1
	FOUL 35.59m 38.65m	FOUL 36.85m FOUL				
10	Bre Nail	SO Mount Mercy	38.21m	125-04	2	
	33.79m FOUL 38.21m	FOUL 34.12m FOUL				
11	Cristina Villalobos	SO Mount Mercy	37.32m	122-05	2	
	FOUL FOUL 37.32m					
12	Madi Blumhoff	JR St. Ambrose	32.71m	107-04	1	
	FOUL 32.71m FOUL					
13	Felica McCroy	SR St. Ambrose	31.67m	103-11	1	
	29.55m 30.10m 31.67m					
14	Olivia Herring	FR Mount Mercy	31.53m	103-05	1	
	28.05m FOUL 31.53m					
15	Anna Dunne	JR St. Ambrose	31.48m	103-03	1	
	FOUL FOUL 31.48m					
16	Julianna Jones	FR St. Ambrose	31.39m	103-00	1	
	FOUL 28.52m 31.39m					
17	Ellen Kangas	FR Mount Mercy	30.91m	101-05	1	
	26.21m FOUL 30.91m					
18	Trisan South	FR Coe	30.24m	99-02	1	
	30.24m FOUL FOUL					
19	Kelly Stotts	FR Coe	28.40m	93-02	1	
	27.98m 28.40m 27.29m					
20	Morgan Wallendal	FR Saint Mary's	28.13m	92-03	1	
	FOUL 20.33m 28.13m					
21	Samantha Warhoe	JR Cornell College	27.16m	89-01	1	
	FOUL 26.63m 27.16m					
22	Anna Becker	FR Saint Mary's	26.05m	85-05	1	
	22.60m 26.05m 24.96m					
23	Lauren Meyer	SO Coe	24.52m	80-05	1	
	24.40m 24.52m FOUL					
--	Lauren Willson	SR Mount Mercy	FOUL		2	
	FOUL FOUL FOUL					
--	Sydney Jackman	FR Saint Mary's	FOUL		1	
	FOUL FOUL FOUL					
--	Taylor Cruz	SR Cornell College	FOUL		2	
	FOUL FOUL FOUL					

Women Javelin Throw

Name	Year School	Finals	Points
1 Abby Hill	SO Mount Mercy	37.35m	122-06 10
	35.40m 36.35m 35.81m	34.00m 37.35m 32.74m	
2 Olivia Herring	FR Mount Mercy	28.52m	93-07 8
	27.52m 24.90m 28.52m	24.97m 26.94m 26.12m	
3 Trisan South	FR Coe	24.76m	81-03 6
	14.40m FOUL 20.95m	20.70m FOUL 24.76m	

Rittgers Invitational
Coe College - Clark Track & Field
Cedar Rapids, Iowa - 4/15/2022
Results

....Women Javelin Throw

4 Morgana Goodlow	SO Coe	24.42m	80-01	5
22.35m 23.00m 24.42m	FOUL 23.55m FOUL			
5 Taylor Cruz	SR Cornell College	24.05m	78-11	4
FOUL 21.05m 20.69m 24.05m	22.73m 23.75m			
6 Anna Becker	FR Saint Mary's	22.72m	74-06	3
FOUL 17.22m 16.91m	FOUL 19.52m 22.72m			
7 Lauren Meyer	SO Coe	21.78m	71-05	2
21.78m 17.96m 14.55m	FOUL 18.88m 16.82m			
8 Brianna Hunter	JR Iowa Wesleyan	19.75m	64-09	1
19.75m 16.16m	FOUL FOUL FOUL FOUL			
9 Samantha Warhoe	JR Cornell College	19.65m	64-06	
18.10m 17.39m 19.65m	18.16m 18.78m 17.82m			
10 Aaminah Dishman	FR Coe	16.09m	52-09	
15.15m 16.09m 12.78m				
11 Teya Hawkins	FR Iowa Wesleyan	15.72m	51-07	
15.72m FOUL 15.40m				

=====

Women - Team Rankings - 19 Events Scored

=====

1) Cornell College	124	2) St. Ambrose	118
3) Mount Mercy	111	4) Dakota Wesleyan	104
5) Coe	93	6) Saint Mary's (Minn.)	86
7) Sauk Valley CC	58	8) Iowa Wesleyan	14

=====

Men - Team Rankings - 19 Events Scored

=====

1) St. Ambrose	191	2) Mount Mercy	119
3) Cornell College	98	4) Coe	97
5) Saint Mary's (Minn.)	60	6) Sauk Valley CC	55
7) Dakota Wesleyan	50	8) Iowa Wesleyan	23

Men's Track ▾



MTRACK
04.22 FINAL

< Saint Mary's
 Phil Esten Challenge

+ MTRACK
04.23 FINAL


Saint Mary's
 Phil Esten Challenge

+ MTRACK
04.28.22

Saint >
 Drake

MEN'S TRACK & FIELD

[Questionnaire](#) [Roster](#) [More +](#)



Throwers take center stage at Phil Esten

4/22/2022 7:20:00 PM



By: **DONNY NADEAU**, Saint Mary's Sports Information Director | dnadeau@smumn.edu

LA CROSSE, Wis. — Throwers took center stage for the Saint Mary's University track and field teams Friday evening at the Phil Esten Challenge.

GAMEDAY PREVIEW

Discus throwers, to be exact.

The Cardinals had five throwers take part in Friday's opening day of the Phil Esten Challenge, with [Sean Curran](#) (Appleton, Wis.)

leading the charge, placing 12th in the men's event with a toss of 38.17 meters.

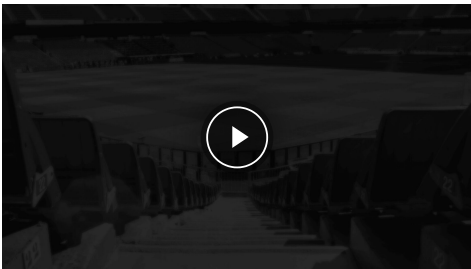
[Frankie Bakalars](#) (La Crosse, Wis.) and Casen Fritz (Minnesota City, Minn.) also competed for the Cardinal men, placing 22nd (35.11m) and 39th (28.19m), respectively.

Megan Wallendal (Fond du Lac, Wis.) led the way for the SMU women, posting a throw of 29.78 meters to place 34th among the 51 competitors, while Samantha Kubes (New Prague, Minn.) chipped in a throw of 28.75 meters to finish 41st.

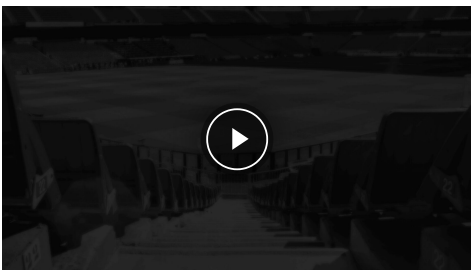
Kendra Klobe (Glencoe, Minn.) actually got things rolling for the Cardinals at the Phil Esten Challenge on Thursday night, competing in the 10,000, placing 57th with a time of 42:36.48.

The rest of the Cardinals will get their crack at the three-day meet, hosted by UW-La Crosse, on Saturday, with events kicking off at noon.

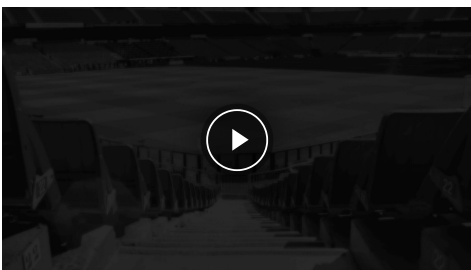
Related Videos



03.06.21
Cardinal T&F Triangular



02.26.21
Cardinal T&F QuarantTeam: The Sequel



02.19.21
Cardinal T&F QuarantTeam Clash

Related Stories

04.23.22

Women's Tr ▾



WTRACK
04.22 FINAL

< Saint Mary's
 Phil Esten Challenge

+ WTRACK
04.23 FINAL

Saint Mary's
 Phil Esten Challenge

+ WTRACK
04.28.22

Saint >
 Drake

WOMEN'S TRACK & FIELD

[Questionnaire](#) [Roster](#) [More +](#)



Swanson, Gearin, Curran lead way for SMU

4/23/2022 9:39:00 PM



By: **DONNY NADEAU**, Saint Mary's Sports Information Director | dnadeau@smumn.edu

LA CROSSE, Wis. — The field events took center stage for the Saint Mary's University track and field teams for the second straight day Saturday afternoon.

[GAMEDAY PREVIEW](#)

[MEET RESULTS \(PDF\)](#)

The Cardinals compiled six Top 10 performances — led by a first-place finish from [Anna Swanson](#) (Osceola, Wis.) in the javelin

and fourth-place showings by [Caroline Gearin](#) (Osceola, Wis.) and Sean Curran (Appleton, Wis.) — to lead the way for the Cardinals during the second day of the Phil Esten Challenge Saturday at UW-La Crosse.

Just a day after five Cardinals competed in the discus, the Cardinals were back at it Saturday, and Swanson was front-and-center, winning the javelin with a throw of 41.39 meters.

Gearin cleared 3.53 meters to finish tied for fourth in the pole vault, while Curran delivered a throw of 52.68 meters in placing fourth in the hammer.

Frankie Bakalars (La Crosse, Wis.) chipped in a sixth-place effort of 50.26 meters in the men's hammer throw, while [Sydney Klausler](#) (Lakeville, Minn.) delivered an eighth-place leap of 5.44 meters in the women's long jump, and [Amanda Tuvey](#) stopped the clock in 13:10.28 to finish ninth in the women's steeplechase.

The Cardinals are back in action next weekend, taking part in both the Drake Relays and the Gustavus Invitational.

04.22.22

Throwers take center stage at Phil Esten

04.15.22

Gearin, Bakalars lead way for Cardinals

04.09.22

Cardinals make plenty of noise at UW-L

04.02.22

Gatz, Kubes lead the way for Cardinals



**Phil Esten Challenge @ UW - La Crosse
Veterans Memorial Stadium**

Men 100 Meter Dash

Name	Yr School	Prelims	H# Pts
Preliminaries			
1 Richardson, Aaron	SR Oshkosh	10.62	2 2.1
2 Kean, Joey	SO Oshkosh	10.66	3 1.7
3 Ogbuli, Robert	SR Oshkosh	10.69	1 1.0
4 Wolter, Charlie	FR Eau Claire	10.86	1 1.0
5 Ploeckelman, Evan	FR Msoe	10.90	2 2.1
6 Thomas, Denzel	SR Oshkosh	10.94	3 1.7
7 Dodge, Eli	SO River Falls	10.98	2 2.1
8 Boatman, Jaylin	SO Oshkosh	11.00 10.997	3 1.7
8 Hunter, Isaac	JR Msoe	11.00 10.997	2 2.1
10 Nolan, Riley	JR Wartburg	11.02	1 1.0
11 Hart, Lucas	FR Stevens Point	11.04	3 1.7
12 Lauritzen, David	JR Eau Claire	11.05	3 1.7
13 Jensen, Trever	SO River Falls	11.09	3 1.7
14 Miller-Baker, Caden	FR Wartburg	11.10	2 2.1
15 Schuster, Kaleb	SR La Crosse	11.12	1 1.0
16 Lee, Jake	SO La Crosse	11.13	2 2.1
17 Sloans, Jamari	FR Stevens Point	11.14 11.131	3 1.7
18 Kamara, Jacob	FR Wartburg	11.14 11.132	1 1.0
19 Henson, Sean	FR Wartburg	11.18	2 2.1
20 Clavijo, Brett	SO Oshkosh	11.21	2 2.1
21 Montgomery, Jordan	FR La Crosse	11.22	1 1.0
22 Kotarak, Justin	SR La Crosse	11.25	3 1.7
23 Vang, Bobby	SO Stout	11.26	3 1.7

Men 100 Meter Dash

Name	Yr School	Finals	H# Pts
Finals			
1 Richardson, Aaron	SR Oshkosh	10.46	10
2 Ogbuli, Robert	SR Oshkosh	10.47	8
3 Kean, Joey	SO Oshkosh	10.62	6
4 Thomas, Denzel	SR Oshkosh	10.64	5
5 Hunter, Isaac	JR Msoe	10.73	4
6 Boatman, Jaylin	SO Oshkosh	10.80	3
7 Ploeckelman, Evan	FR Msoe	10.81	2
8 Dodge, Eli	SO River Falls	10.84	1

Men 100 Meter Dash Qualifier

Name	Yr School	Finals	H# Pts
Finals			
1 McClowry, Colin	FR Eau Claire	10.58	4 4.6
2 Lijewski, Jordan	SR Eau Claire	10.71	4 4.6
3 Schuster, Kaleb	SR La Crosse	10.80	2 6.7
4 Ploeckelman, Evan	FR Msoe	10.87	5 3.7
5 Hart, Lucas	FR Stevens Point	10.90	3 5.9
6 Wagner, Hayden	FR Stout	10.91	3 5.9
7 Lee, Jake	SO La Crosse	10.97 10.961	4 4.6
8 Jensen, Trever	SO River Falls	10.97 10.963	3 5.9
9 Lauritzen, David	JR Eau Claire	10.97 10.969	2 6.7
10 Savage, Maurice	SR Viterbo	10.98	1 5.8
11 Montgomery, Jordan	FR La Crosse	11.00	5 3.7
12 Henson, Sean	FR Wartburg	11.02 11.011	1 5.8
13 Kamara, Jacob	FR Wartburg	11.02 11.019	5 3.7

14 Vang, Bobby	SO Stout	11.04	1 5.8
15 Kotarak, Justin	SR La Crosse	11.07 11.068	2 6.7
15 Miller-Baker, Caden	FR Wartburg	11.07 11.068	5 3.7
17 Wente, Carter	FR Stout	11.08	1 5.8
18 Steinberg, Mackenson	JR Stout	11.12	4 4.6
19 Clavijo, Brett	SO Oshkosh	11.14	5 3.7
20 Sloans, Jamari	FR Stevens Point	11.15	3 5.9
21 Vander Galien, Logan	FR Ripon	11.16	3 5.9
22 Schorr, Will	FR Superior	11.19	4 4.6
23 Williams, Darnell	FR Viterbo	11.21	2 6.7
24 Hovde, Trey	SO River Falls	11.27	1 5.8
25 Westimayer, Ethan	SO Superior	11.31	4 4.6
26 Zastrow, Nik	FR Stevens Point	11.32	4 4.6
27 Welte, Kaedon	FR Stevens Point	11.33	2 6.7
28 Slag, Mason	JR Stout	11.36	3 5.9
29 Pearson, Steven	FR Superior	11.37	5 3.7
30 Watt-Martin, Jaden	FR Ripon	11.39	5 3.7
31 Zinn, Adam	FR Stevens Point	11.44	3 5.9
32 Ramstack, Aiden	SO Msoe	11.47	3 5.9
33 Alexander, Joel	SO River Falls	11.49	2 6.7
34 Skroch, Nathan	SO Stout	11.50	5 3.7
35 Szeplieniec, Adam	FR Stout	11.63	2 6.7
36 Royal, Caleb	FR River Falls	11.64	4 4.6
37 Winkler, Vince	FR Stevens Point	11.65	4 4.6
38 Jones, David	JR Clarke	11.69	1 5.8
39 Klika, Steven	SR Ripon	11.74	5 3.7
40 Multhauf, Darian	SO Viterbo	11.81	1 5.8

Men 200 Meter Dash

Name	Yr School	Finals	H# Pts
Finals			
1 Blaskowski, Sam	FR La Crosse	20.97	8 10
2 McClowry, Colin	FR Eau Claire	21.08	8 8
3 Wright, Dallas	SR Wartburg	21.09	8 6
4 Grant, Jaylen	JR Oshkosh	21.36	8 5
5 Richardson, Aaron	SR Oshkosh	21.54	8 4
6 Skifstad, Arik	JR Eau Claire	21.57	8 3
7 Lijewski, Jordan	SR Eau Claire	21.58	8 2
8 Boatman, Jaylin	SO Oshkosh	21.62	7 1
9 Wolter, Charlie	FR Eau Claire	21.68	7 2.4
10 Fuhrmann, Andrew	JR Ripon	21.73	7 2.4
11 Nolan, Riley	JR Wartburg	21.78	8 5.7
12 Flood, Payton	FR La Crosse	22.04	7 2.4
13 Ogbuli, Robert	SR Oshkosh	22.05	8 5.7
14 Thomas, Denzel	SR Oshkosh	22.10	7 2.4
15 Ziebell, Josiah	SO Eau Claire	22.17	4 4.4
16 Schreiber, Sam	FR Eau Claire	22.18	7 2.4
17 Schuster, Kaleb	SR La Crosse	22.29	6 2.8
18 Hunter, Isaac	JR Msoe	22.38	7 2.4
19 Walker, Dameco	JR Ripon	22.40	7 2.4
20 Westimayer, Ethan	SO Superior	22.42	8 5.7
21 Mrochek, Sam	FR La Crosse	22.44	6 2.8
22 Jensen, Trever	SO River Falls	22.48	5 3.2
23 Lee, Jake	SO La Crosse	22.49 22.488	5 3.2
24 White, Payton	SO Oshkosh	22.49 22.490	6 2.8
25 Kotarak, Justin	SR La Crosse	22.52 22.512	7 2.4

**Phil Esten Challenge @ UW - La Crosse
Veterans Memorial Stadium**

Finals ... (Men 200 Meter Dash)

Name	Yr School	Finals	H# Pts
26 Clavijo, Brett	SO Oshkosh	22.52 22.520	6 2.8
26 Norland, Lucas	FR La Crosse	22.52 22.520	5 3.2
28 Love, Deyton	FR Wartburg	22.54	5 3.2
29 Dodge, Eli	SO River Falls	22.57	6 2.8
30 Kamara, Jacob	FR Wartburg	22.59	6 2.8
31 Sloans, Jamari	FR Stevens Point	22.67	4 4.4
32 Wente, Carter	FR Stout	22.68	7 2.4
33 Adamson, Oliver	FR Saint Mary's	22.74	5 3.2
34 Ploeckelman, Evan	FR Msoe	22.79 22.782	4 4.4
35 Zielke, Brett	FR La Crosse	22.79 22.789	4 4.4
36 Hart, Lucas	FR Stevens Point	22.80	5 3.2
37 Strupp, Coleton	JR Saint Mary's	22.86	2 5.4
38 Schorr, Will	FR Superior	22.91	4 4.4
39 Thelen, Hunter	JR Msoe	22.97	6 2.8
40 Eisenzimmer, Kevin	SO Eau Claire	23.01	3 2.7
41 Zastrow, Nik	FR Stevens Point	23.02 23.013	2 5.4
42 Matheson, Iain	FR Superior	23.02 23.020	4 4.4
43 Watt-Martin, Jaden	FR Ripon	23.13	3 2.7
44 Miller-Baker, Caden	FR Wartburg	23.16	6 2.8
45 Williams, Darnell	FR Viterbo	23.17	2 5.4
46 Johnson, Brady	FR Saint Mary's	23.21	3 2.7
47 Rosas, Noah	FR Stevens Point	23.22	3 2.7
48 Palma, Richard	FR Viterbo	23.29	4 4.4
49 Slag, Mason	FR Stout	23.31	4 4.4
50 Miller, Matthew	SO Eau Claire	23.44	5 3.2
51 Cisewski, Antonio	FR Saint Mary's	23.46	2 5.4
52 Ramstack, Aiden	SO Msoe	23.47	4 4.4
53 Cooper, Dan	SO Saint Mary's	23.52	3 2.7
54 Zinn, Adam	FR Stevens Point	23.54	2 5.4
55 Skroch, Nathan	SO Stout	23.55	3 2.7
56 Hovde, Trey	SO River Falls	23.72	3 2.7
57 Burant, Daniel	FR Msoe	23.81	2 5.4
58 Bong, Nate	FR Msoe	23.96	3 2.7
59 Klika, Steven	SR Ripon	23.97	3 2.7
60 Bensen, Isaac	SO Msoe	24.07	2 5.4
61 Jones, David	JR Clarke	24.15	2 5.4
62 Royal, Caleb	FR River Falls	24.30	3 2.7
63 Hansel, Keegan	FR Wartburg	24.39	1 4.6
64 Neyens, Ian	FR Wartburg	24.66	5 3.2
65 Gatz, Aidan	FR Saint Mary's	24.91	1 4.6
66 Miller, Timothy	JR Clarke	25.08	2 5.4

Men 400 Meter Dash

Name	Yr School	Finals	H# Pts
Finals			
1 Little, Londyn	FR Oshkosh	48.73	5 10
2 Wachter, Dylan	SO River Falls	48.80	5 8
3 Flood, Payton	FR La Crosse	49.25	5 6
4 Henderson, Rashaad	SO Oshkosh	49.34	5 5
5 Wheat, Amitai	SR Oshkosh	49.55	5 4
6 Schreiber, Sam	FR Eau Claire	49.63	5 3
7 Mrochek, Sam	FR La Crosse	50.01	5 2
8 Jelinek, Owen	FR Stout	50.22	4 1
9 Eisenzimmer, Kevin	SO Eau Claire	50.40	4

10 Santi, Tyler	FR Stevens Point	50.43	3
11 Torgerson, Evan	SR Stevens Point	50.51	4
12 Temsah, Mohamed	FR Wartburg	50.58	4
13 Norland, Lucas	FR La Crosse	50.63	4
14 Zielke, Brett	FR La Crosse	50.66	4
15 Clapp, Jensen	FR Wartburg	50.81	4
16 Senior, Micah	FR Oshkosh	51.08	5
17 Abbey, Zach	FR Wartburg	51.18	5
18 Miller, Matthew	SO Eau Claire	51.19	4
19 Thelen, Hunter	JR Msoe	51.37	4
20 Brewer, Brad	FR Stevens Point	51.56	3
21 Matheson, Iain	FR Superior	51.64	3
22 Howe, Trevor	FR Stevens Point	51.65	3
23 Haverly, Kole	FR Clarke	51.66	3
24 Vincetich, Tyler	FR Stevens Point	52.12	2
25 McCullough, Kyle	FR River Falls	52.22	2
26 Lawson, Jelani	FR Oshkosh	52.31	3
27 Pulchinski, Keegan	FR Stout	52.43	3
28 Burant, Daniel	FR Msoe	52.54	3
29 Bong, Nate	FR Msoe	52.63	3
30 Hess, John	SO Stout	52.76	2
31 Rosas, Noah	FR Stevens Point	53.17	2
32 Bensen, Isaac	SO Msoe	53.75	2
33 Hansel, Keegan	FR Wartburg	53.78	2
34 Lawrence, Jake	SO River Falls	54.44	1
35 McCoy, Conor	FR Stevens Point	55.24	2
36 Jones, David	JR Clarke	55.59	1
37 Palma, Richard	FR Viterbo	55.94	2
38 Elliott, Stephen	FR Wartburg	55.96	1
39 Lindstrom, Luke	JR Viterbo	1:00.40	1
--- Wendland, Evan	JR Oshkosh	DNF	4

Men 800 Meter Run

Name	Yr School	Finals	H# Pts
Finals			
1 Schmidt, Wyatt	JR Wartburg	1:52.16	5 10
2 Martin, Dalton	JR Wartburg	1:52.69	5 8
3 Potter, Ryan	SO Oshkosh	1:53.07	5 6
4 Magnuson, Grant	FR Stout	1:53.59	5 5
5 Marquardt, Reid	SO Oshkosh	1:56.12	5 4
6 Wachter, Dylan	SO River Falls	1:56.48	5 3
7 Turner, Alex	JR La Crosse	1:56.93	5 2
8 Blumer, Thomas	FR La Crosse	1:58.28	4 1
9 Arnold, Ashton	SO Stevens Point	1:58.49	5
10 VanderWilt, Jacob	SO Wartburg	1:58.73	4
11 Lowrance, Wyatt	FR Ripon	1:59.18	3
12 Bruehl, Noah	SR Oshkosh	1:59.40	5
13 Shaw, Adam	FR Msoe	1:59.69	4
14 Kordus, Eric	FR Eau Claire	1:59.85	4
15 Kinzer, Jack	FR Wartburg	1:59.93	3
16 Curry, Trent	FR La Crosse	2:00.15	3
17 Villanueva, Rainier	FR Ripon	2:00.34	3
18 McCullough, Kyle	FR River Falls	2:00.68	3
19 Ray, Seth	FR Eau Claire	2:01.10	4
20 Kuwaye, Christian	FR Ripon	2:01.44	2
21 Brindamour, Isaiah	SO Saint Mary's	2:01.45	4

**Phil Esten Challenge @ UW - La Crosse
Veterans Memorial Stadium**

Finals ... (Men 800 Meter Run)

Name	Yr School	Finals	H# Pts
22 Jumbeck, Jacob	JR Ripon	2:01.70	4
23 Fayas, Collin	JR Msoe	2:02.07	3
24 Witthun, Cody	SO Oshkosh	2:02.27	4
25 Harper, Tryton	FR Wartburg	2:02.29	3
26 Stowell, Ed	FR Eau Claire	2:02.80	3
27 Hasken, Joe	FR Wartburg	2:03.62	2
28 Lundgren, Carl	FR Eau Claire	2:03.94	2
29 Collins, David	FR Superior	2:04.00	2
30 Kincaid, Greyson	JR Wartburg	2:04.41	2
31 Keay, Jacob	FR Wartburg	2:05.10	1
32 Vey, Nick	FR Oshkosh	2:05.92	2
33 Demerath, William	SR Msoe	2:06.63	2
34 Strnad, Drake	FR Wartburg	2:06.67	2
35 Doherty, Aidan	FR Superior	2:07.06	1
36 Brittain, Callum	JR Wartburg	2:07.07	2
37 Steiniger, Griffin	FR Wartburg	2:08.51	1
38 Trzebiatowski, Sam	FR Ripon	2:10.59	1
39 Cortez, Bert	FR Wartburg	2:12.58	1
40 Marocco, Brayden	SO Msoe	2:12.75	2
41 Okamoto, Kei	SO Superior	2:14.00	1
42 Thomas, Jamar	FR Ripon	2:14.10	1
43 Hildebrand, Ben	FR Ripon	2:18.52	1
44 Johnson, Kieran	FR Superior	2:20.00	1
45 Baquera, Adrian	FR Ripon	2:23.23	1

Men 1500 Meter Run

Name	Yr School	Finals	H# Pts
Finals			
1 Verkerke, Sam	FR Eau Claire	3:56.32	5 10
2 Krause, Justin	FR Whitewater	3:56.47	5 8
3 Heinzman, Matt	SR Wartburg	3:56.84	5 6
4 Madoch, Michael	SO La Crosse	3:57.17	5 5
5 Petri, Jake	SR Eau Claire	3:58.23	5 4
6 Pfrimmer, Lance	FR Stout	3:58.46	5 3
7 Rathkamp, Andrew	SR Oshkosh	4:02.26	5 2
8 Taylor, Wyatt	Winona State	4:02.68	5 1
9 Franz, Chad	SO La Crosse	4:04.21	5
10 Henry, Nick	SO Wartburg	4:05.48	5
11 Lutz, Logan	FR Stevens Point	4:05.64	5
12 Ille, Alec	JR Wartburg	4:05.95	3
13 Schmitz, Sam	FR Wartburg	4:06.20	4
14 Hosni, Dwight	FR Oshkosh	4:08.80	4
15 Finger, Tyler	SR Superior	4:08.89	4
16 Williams, Ian	FR Stout	4:08.96	3
17 Reed, Ryan	FR Stevens Point	4:09.35	4
18 Uhrich, Sam	FR Whitewater	4:09.78	3
19 Lorimer, Frosty	SR Wartburg	4:10.51	5
20 Shea, Mason	FR Eau Claire	4:10.96	4
21 Schacherl, Nathan	FR La Crosse	4:10.97	4
22 Jumbeck, Josh	SO Stevens Point	4:11.38	3
23 Peterson, Jesse	FR Eau Claire	4:11.45	4
24 Bishop, Cale	FR Stout	4:12.10	4
25 Locke, Trevor	FR Stout	4:12.26	3
26 Boudreau, Caleb	FR Eau Claire	4:12.42	4

27 Stout, Jaad	FR Stout	4:12.73	3
28 Litkey, Brett	FR Msoe	4:13.32	3
29 Schmitz, Michael	SO Wartburg	4:13.48	3
30 Fiala, Calvin	FR Stout	4:14.35	4
31 Deboth, Casey	FR Stout	4:14.39	3
32 Pehl, Clay	FR Wartburg	4:15.25	4
33 Madson, Sam	SR Wartburg	4:15.36	5
34 Cruise, Carter	FR Wartburg	4:16.01	3
35 George, Andrew	SR Oshkosh	4:17.25	4
36 Burgdorf, Nic	FR Eau Claire	4:18.24	4
37 Kerschner, David	SO Stevens Point	4:18.33	3
38 Dethloff, Eric	SO Msoe	4:20.19	3
39 Brandenburg, Zach	FR Stevens Point	4:22.27	3
40 Stokes, Scout	FR Msoe	4:22.43	2
41 Bohlman, Ethan	FR Stevens Point	4:23.18	3
42 Dike, Braden	FR Stout	4:23.86	2
43 Martinez-Ortiz, Niko	FR Ripon	4:24.18	1
44 Kincaid, Greyson	JR Wartburg	4:26.20	3
45 Peters, Sam	SO River Falls	4:26.29	2
46 East, Eric	FR Stevens Point	4:26.68	2
47 Collins, David	FR Superior	4:27.28	1
48 Bica-Harrison, Calder	FR Msoe	4:28.08	1
49 Hjelman, Christian	FR River Falls	4:28.13	1
50 Knutson, Nathaniel	FR Wartburg	4:28.63	2
51 Steinbrecher, Quinn	SO Saint Mary's	4:29.27	2
52 Pfeifer, Cory	FR River Falls	4:29.49	1
53 Aragon, Jorge	FR Stevens Point	4:30.13	1
54 Wehrman, Joshua	FR Stout	4:30.57	2
55 Oyen, Jacob	FR Stout	4:31.42	2
56 Merrell, Tyler	Winona State	4:32.29	1
57 Keay, Jacob	FR Wartburg	4:33.84	2
58 Steiniger, Griffin	FR Wartburg	4:34.61	2
59 Sherry, Kade	FR Stout	4:35.34	2
60 Ottosen, Eric	SO River Falls	4:35.39	2
61 Okamoto, Kei	SO Superior	4:35.87	1
62 Rozek, Bennett	SO Stout	4:37.87	2
63 Rozycki, Leif	SO River Falls	4:38.16	1
64 Gollwitzer, Jarod	SO Stevens Point	4:39.36	1
65 Hutton, Jon	FR Wartburg	4:40.15	2
66 Erickson, Tyler	Winona State	4:42.01	1
67 Arias, Josh	FR Wartburg	4:44.17	1
68 Cortez, Bert	FR Wartburg	4:44.65	1
69 Rhodes, Brice	SO Wartburg	4:57.47	1
70 Jacoby, Zach	FR River Falls	5:08.14	1
71 Korf, Cain	FR River Falls	5:29.63	1

Men 5000 Meter Run

Name	Yr School	Finals	H# Pts
Finals			
1 Buerkle, Mitchell	Winona State	15:50.00	10
2 Thill, John	FR Oshkosh	15:53.32	8
3 Pinkowski, Sam	SR Wartburg	15:56.47	6
4 Butterfield, Michael	FR Superior	15:58.03	5
5 Schleutermann, Aidan	FR Stevens Point	16:40.81	4
6 Traeder, Eli	FR Oshkosh	16:43.92	3
7 Pasten, Ben	SO Msoe	17:00.15	2

**Phil Esten Challenge @ UW - La Crosse
Veterans Memorial Stadium**

Finals ... (Men 5000 Meter Run)

Name	Yr School	Finals	H# Pts
8 Lezotte, Joe	JR River Falls	17:21.21	1
9 Schwartzhoff, Emmett	SO Clarke	17:31.55	
10 Nelson, Connor	SR Superior	17:48.30	
11 Krueger, Joshua	FR Msoe	17:52.16	

Men 10000 Meter Run

Name	Yr School	Finals	H# Pts
Finals			
1 Gregg, Ethan	SO La Crosse	29:36.86	4 10
2 Lavey, Stephen	SR Carleton	29:42.58	4 8
3 Schultz, Spencer	SO Stout	29:54.50	4 6
4 Wegner, Isaac	SO La Crosse	30:08.67	4 5
5 Isahak, Munir	SR Concordia-Moor.	30:13.43	4 4
6 Bradford, Mitchell	JR Oshkosh	30:40.17	4 3
7 Bowman, Henry	JR Carleton	30:44.36	4 2
8 Thompson, Ethan	SR La Crosse	30:47.81	4 1
9 Romero, Ramon	JR Parkside	30:48.03	4
10 Green, Jacob	FR Wartburg	30:50.41	4
11 Christiansen, Caleb	SO Platteville	30:52.07	4
12 Ryan, Matthew	SO Stout	30:53.68	4
13 Strojny, Alex	FR La Crosse	31:00.88	4
14 Davis, Grady	SO Parkside	31:08.66	4
15 Hoffman, Drew	SR Wartburg	31:10.52	4
16 Huhn, Parker	SO La Crosse	31:11.11	4
17 Nakasaka, Adam	SR Carleton	31:20.54	4
18 Skemp, Andrew	FR St. Olaf	31:22.44	3
19 Barry, Ian	FR Wartburg	31:25.90	3
20 Kluz, Michael	SO Stevens Point	31:28.48	3
21 Guttormson, Luke	JR Loras	31:33.31	4
22 Mendel, Ike	JR Bethel	31:34.87	3
23 Lau, Dan	JR Eau Claire	31:36.54	3
24 Smith, Leo	JR Concordia-Moor.	31:37.04	3
25 Montresor, Kevin	SO St. Olaf	31:38.11	3
26 Day, Collin	JR Wartburg	31:38.56	4
27 Haffner, Brett	SR Eau Claire	31:43.43	3
28 Beyer, August	JR Marquette	31:44.90	3
29 Nowacki, Johnathan	SO Parkside	31:46.00	3
30 VanAcker, Jeremiah	SO Crown	31:47.64	3
31 Scarborough, Tristan	SO Msoe	31:55.52	3
32 Lynn, David	SO St. Olaf	31:57.52	3
33 Pleier, Ellery	SO Parkside	32:03.65	3
34 Pflug, Kyle	FR Stevens Point	32:24.86	3
35 Humpal, Troy	SR Platteville	32:30.73	2
36 Fore, Max	FR Stout	32:32.23	2
37 Re, Tyler	FR Marquette	32:33.12	3
38 Manthey, Christian	FR Stout	32:33.93	2
39 Gross, Sid	JR Eau Claire	32:36.48	2
40 Carlson, Alex	FR Eau Claire	32:39.29	2
41 Goldsmith, Andy	JR St. John's	32:40.62	3
42 Forstner, Sam	SO Ripon	32:41.03	2
43 St George, Aidan	SO Bethel	32:48.80	2
44 Gottner, Xander	FR Msoe	32:49.45	3
45 Tess, Adam	SO Stevens Point	32:50.07	3
46 Neri, Eduardo	SO Oshkosh	32:55.58	2

47 Burns, Patrick	JR Marquette	32:56.57	3
48 Hesse-Withbroe, Jack	FR Eau Claire	32:56.83	2
49 Coulter, Riley	SO Platteville	32:58.44	2
50 Lawhead, Brock	SO St. Olaf	33:06.67	2
51 Potter, David	JR Ripon	33:14.30	2
52 Thomas, Matthew	FR Stout	33:17.74	2
53 Dolnik, Ryan	JR Oshkosh	33:28.75	2
54 Meredith, Carson	SO Msoe	33:39.31	1
55 Vite, Mauricio	SO St. Olaf	33:40.25	1
56 Munoz, Robby	FR Wartburg	33:53.39	1
57 Neubauer, Ryan	FR Wartburg	33:57.38	2
58 Bernal, Manny	SR Parkside	33:57.83	1
59 Thaler, Joey	FR Eau Claire	34:01.52	2
60 Dahl, Davin	SO Platteville	34:03.18	2
61 Jensen, Dylan	FR Stevens Point	34:16.76	2
62 Meyers, Jack	FR Wartburg	34:18.03	1
63 Bartness, Dylan	FR St. John's	34:22.94	1
64 Roy, Gavin	FR Wartburg	34:30.61	1
65 Carlson, Andrew	FR Stout	34:34.46	1
66 Zielke, Damon	FR Stout	34:40.61	1
67 Poock, Andrew	FR Wartburg	34:46.04	1
68 Raabe-Pavlov, Chris	JR St. Olaf	34:47.55	1
69 Baumhardt, Nolan	FR Platteville	34:55.66	1
70 Decleene, Jonah	FR Ripon	34:58.28	2
71 Seeber, Matt	FR Ripon	35:07.79	1
72 Olson, RJ	SO Ripon	35:25.11	1
73 Hein, Zach	SO Platteville	35:33.36	1
74 Jacobson, Logan	SO Bethel	35:53.60	1
75 Fullmer, Isaac	FR Parkside	36:00.71	1
76 Kester, Carson	FR Platteville	36:00.72	1
77 Simcox, Luke	SO St. Olaf	36:30.18	1
78 Fleuchaus, Ben	SO Viterbo	37:10.66	1
--- Fredrickson, Hayden	Unattached	XDNF	4
--- MacCudden, Will	FR Whitewater	DNF	1
--- Bartz, Jace	SR Eau Claire	DNF	2
--- Jarpey, Josh	Unattached	X29:45.43	4
--- McCollor, Adam	NA Unattached	X32:34.84	2

Men 110 Meter Hurdles

Name	Yr School	Prelims	H# Pts
Preliminaries			
1 Schrang, Jared	SR Stevens Point	14.56	3 4.1
2 Martin, Kaden	FR Stout	14.60	1 5.4
3 Reilly, Carson	FR La Crosse	15.02	2 2.2
4 Malm, Mason	FR Eau Claire	15.09	3 4.1
5 Anderson, Jalen	JR Viterbo	15.24	2 2.2
6 Wente, Carter	FR Stout	15.30	1 5.4
7 Beck, Noah	FR Stout	15.37	3 4.1
8 Closson, Dalton	JR Wartburg	15.55	3 4.1
9 Johnson, Lukas	FR La Crosse	15.66	1 5.4
10 Kiela, Aaron	FR Oshkosh	15.70	2 2.2
11 Sommers, Quinten	SO Wartburg	15.72	2 2.2
12 Phetteplace, Tyler	SR Eau Claire	15.75	1 5.4
13 Hook, Collin	FR Msoe	15.77	3 4.1
14 Reetz, Lane	FR Eau Claire	16.03	1 5.4
15 Johnson, Donovan	FR Eau Claire	16.06	1 5.4

**Phil Esten Challenge @ UW - La Crosse
Veterans Memorial Stadium**

Preliminaries ... (Men 110 Meter Hurdles)

Name	Yr School	Prelims	H# Pts
16 Theis, Charlie	FR River Falls	16.14	1 5.4
17 Krapfl, Will	SO Wartburg	16.21 16.202	3 4.1
18 Flores, Isaiah	FR Msoe	16.21 16.203	2 2.2
19 Carlson, Kody	FR Wartburg	16.32	2 2.2
20 Stark, Brody	FR Wartburg	17.67	3 4.1
21 MacDonald, Nathan	JR Wartburg	18.77	2 2.2

Men 110 Meter Hurdles

Name	Yr School	Finals	H# Pts
Finals			
1 Schrang, Jared	SR Stevens Point	14.49	10
2 Martin, Kaden	FR Stout	14.55	8
3 Anderson, Jalen	JR Viterbo	14.79	6
4 Reilly, Carson	FR La Crosse	14.93	5
5 Malm, Mason	FR Eau Claire	15.02	4
6 Johnson, Lukas	FR La Crosse	15.38	3
7 Wente, Carter	FR Stout	15.39	2
8 Closson, Dalton	JR Wartburg	15.39	1
--- Beck, Noah	FR Stout	DNF	2.5

Men 400 Meter Hurdles

Name	Yr School	Finals	H# Pts
Finals			
1 Pena, Elijah	SO Oshkosh	55.47	3 10
2 Ziebell, Josiah	SO Eau Claire	56.36	3 8
3 Malm, Mason	FR Eau Claire	56.40	3 6
4 Ford, John	SR Oshkosh	57.14	3 5
5 Lueck, Dirk	SO La Crosse	57.23	2 4
6 Lerdal, Weston	FR Oshkosh	57.35	2 3
7 Krapfl, Will	SO Wartburg	57.64	3 2
8 Haverly, Kole	FR Clarke	58.08	2 1
9 Phillips, Taylor	FR Eau Claire	58.59	2
10 Sommers, Quinten	SO Wartburg	58.64	2
11 Carlson, Kody	FR Wartburg	58.88	2
12 Phetteplace, Tyler	SR Eau Claire	1:00.10	3
13 Flores, Isaiah	FR Msoe	1:00.50	1
14 Hook, Collin	FR Msoe	1:00.51	2
15 Koehn, Bo	JR Oshkosh	1:01.56	3
16 Theis, Charlie	FR River Falls	1:01.69	2
17 Figueroa, Emilio	FR Msoe	1:01.71	1
18 Kiela, Aaron	FR Oshkosh	1:02.05	2
19 Beck, Noah	FR Stout	1:02.85	2
20 Stark, Brody	FR Wartburg	1:03.68	1
21 Lueck, Brooks	SO River Falls	1:11.01	1
--- Deegan, Brady	JR Eau Claire	DNF	3

Men 3000 Meter Steeplechase

Name	Yr School	Finals	H# Pts
Finals			
1 Collet, Christopher	SO Wartburg	9:02.87	2 10
2 Patzka, Christian	FR Whitewater	9:07.96	2 8
3 Fairchild, Corey	FR La Crosse	9:20.86	2 6
4 Loenser, Adam	FR La Crosse	9:22.73	2 5
5 Lancial, Connor	FR Wartburg	9:26.95	2 4

6 Dolan, Connor	SR Eau Claire	9:27.82	2 3
7 True, Austin	FR La Crosse	9:34.81	2 2
8 Ritzke, Elias	FR La Crosse	9:38.93	2 1
9 Kozinski, Nolan	SR Msoe	9:39.47	2
10 Ford, Jason	SO Oshkosh	9:40.96	2
11 Goodenbour, Michael	FR Wartburg	9:42.50	2
12 Housman, Aiden	FR Wartburg	9:42.78	2
13 Branch, Colby	SO Msoe	9:43.87	2
14 Penzkover, Derek	FR Stevens Point	9:43.89	2
15 Stangel, Ben	FR La Crosse	9:46.25	2
16 Barber, Joey	FR Eau Claire	9:48.51	1
17 Hanson, Cade	FR Stout	9:52.39	1
18 Serres, Jace	SO La Crosse	9:54.51	1
19 Strasser, Andrew	JR Oshkosh	9:54.84	2
20 Anderson, Reed	SR La Crosse	9:56.71	2
21 Bye, Tracy	FR La Crosse	10:01.59	1
22 Campbell, Sean	FR Stevens Point	10:02.11	1
23 Bukala, Jackson	SO Msoe	10:02.71	2
24 Ott, Tyler	SO Msoe	10:05.99	2
25 Conroy, Liam	SR Wartburg	10:07.13	2
26 Bailey, Max	FR Stout	10:12.91	1
27 Lange, Maverick	FR Stevens Point	10:13.21	1
28 Allen, Chris	FR Whitewater	10:19.32	1
29 Tarnowski, Josh	FR Stevens Point	10:19.73	1
30 Suelflow, Alex	FR Stout	10:20.07	1
31 Rygh, Carson	FR Wartburg	10:25.51	1
32 Wisocki-Johnson, Log	FR Wartburg	10:29.52	1
33 Hammer, Mitchell	JR Superior	10:34.83	1
34 Kremsreiter, Miles	JR Ripon	10:37.15	1
35 Ostrowski, Zach	JR Stevens Point	10:38.04	1
36 Meagher, Johnny	FR Eau Claire	10:40.97	1
37 Krueger, Brady	FR Ripon	10:42.92	1
38 Boehm, Logan	FR Msoe	10:43.10	1
39 Miller, Daniel	JR Clarke	10:44.72	1
40 Anton, Caleb	SO River Falls	11:29.56	1
41 Shelton, Brennan	SO Clarke	12:39.33	1

Men 4x100 Meter Relay

Team	Relay	Finals	H# Pts
Finals			
1 Wis.-Oshkosh		40.66	2 10
2 Wis.-Eau Claire		41.13	2 8
3 Wartburg		41.23 41.225	2 6
4 Wis.-La Crosse		41.23 41.229	2 5
5 Msoe		42.80	2 4
6 Wartburg	B	43.25	1
7 Wis.-River Falls		43.68	2 3
8 Ripon		43.80	2 2
9 Wis.-Superior		43.96	2 1
--- Saint Mary's (Minn.)		DQ	1

Men 4x400 Meter Relay

Team	Relay	Finals	H# Pts
Finals			
1 Wis.-Oshkosh		3:14.85	2 10
2 Wartburg		3:17.59	2 8

**Phil Esten Challenge @ UW - La Crosse
Veterans Memorial Stadium**

Finals ... (Men 4x400 Meter Relay)

Team	Relay	Finals	H# Pts
3 Ripon		3:21.65	2 6
4 Wis.-Stevens Point		3:22.82	2 5
5 Wartburg	B	3:24.58	2
6 Wartburg	D	3:33.43	2
7 Wis.-Stevens Point	B	3:33.72	2
8 Ripon	B	3:35.29	1
9 Wartburg	C	3:36.98	2
10 Wartburg	E	3:37.02	1
11 Wis.-Oshkosh	B	3:40.99	2
12 Wis.-Superior		3:41.25	1 4
13 Wis.-River Falls		4:04.34	1 3

Men High Jump

Name	Yr School	Finals	H# Pts
Finals			
1 Keller, Wes	FR Eau Claire	2.00m 6-06.75	10
2 Moore, Justin	SR Viterbo	2.00m 6-06.75	8
3 Andringa, Nathan	FR La Crosse	1.95m 6-04.75	6
4 Jenkins, Gregory	JR Viterbo	1.95m 6-04.75	5
5 Fisher, Ben	SO Ripon	1.95m 6-04.75	4
6 McCourt, Neal	FR Oshkosh	1.85m 6-00.75	2.5
6 Ravenscroft, Cade	FR Stevens Point	1.85m 6-00.75	2.5
8 Allard, Trent	FR Wartburg	1.85m 6-00.75	1
9 Seaberg, Nolan	FR La Crosse	1.85m 6-00.75	
10 Welte, Kaedon	FR Stevens Point	1.85m 6-00.75	
11 Harden, Julien	FR Oshkosh	1.85m 6-00.75	
12 Rule, Joey	FR Eau Claire	1.85m 6-00.75	
13 Maye, Steve	JR Msoe	1.80m 5-10.75	
14 Marken, Dominic	FR Viterbo	1.75m 5-08.75	
15 Closson, Dalton	JR Wartburg	1.70m 5-07.00	
--- Carter, Caleb	FR Stevens Point	NH	
--- MacDonald, Nathan	JR Wartburg	NH	

Men Pole Vault

Name	Yr School	Finals	H# Pts
Finals			
1 Backes, Jacob	FR Stout	4.88m 16-00.00	10
2 Larson, Logan	SO La Crosse	4.73m 15-06.25	8
3 Tranel, Eli	JR Oshkosh	4.73m 15-06.25	6
4 Brown, Jack	JR Eau Claire	4.58m 15-00.25	5
5 Gray, Cade	FR Ripon	4.58m 15-00.25	4
6 Reedy, Noah	SR Eau Claire	4.58m 15-00.25	2.5
6 O'Sullivan, Jack	SR Msoe	4.58m 15-00.25	2.5
8 Adams, Grayson	SO Msoe	4.28m 14-00.50	0.3
8 Zell, Jonathon	FR La Crosse	4.28m 14-00.50	0.3
8 Knoche, Tommy	SR La Crosse	4.28m 14-00.50	0.3
11 Schultz, Christian	FR La Crosse	4.28m 14-00.50	
12 Stack, Matthew	SR Saint Mary's	4.28m 14-00.50	
12 Gatz, Aidan	FR Saint Mary's	4.28m 14-00.50	
14 Volz, Michael	FR Stout	4.28m 14-00.50	
14 Williams, Owen	SO Eau Claire	4.28m 14-00.50	
16 Popke, Sashi	SO La Crosse	4.13m 13-06.50	
16 Oslage, Tyler	FR Eau Claire	4.13m 13-06.50	
18 Tomazevic, Jacob	SO Stout	4.13m 13-06.50	

19 Wilk, Grant	SR Msoe	3.98m 13-00.75
20 Lawrence, Jake	SO River Falls	3.98m 13-00.75
21 Miller, Timothy	JR Clarke	3.98m 13-00.75
22 Chapman, Mason	FR Oshkosh	3.80m 12-05.50
23 Marks, Logan	FR Msoe	3.80m 12-05.50
24 Dillingham, Brady	FR Stevens Point	3.80m 12-05.50
--- Butterfield, Michael	FR Superior	NH
--- Johnson, Kieran	FR Superior	NH
--- Anderson, Jimmy	FR Stout	NH
--- Collet, Carson	FR Wartburg	NH
--- Lynch, Garrett	FR Superior	NH
--- Lueck, Brooks	SO River Falls	NH
--- Alexander, Joel	SO River Falls	NH
--- Strupp, Coleton	JR Saint Mary's	NH
--- Bunales, Joe	SR Msoe	NH

Men Long Jump

Name	Yr School	Finals	H# Pts
Finals			
1 Walker, Dameco	JR Ripon	7.57m 24-10.00	3 10
2 Moore, Justin	SR Viterbo	7.54m 24-09.00	3 8
3 Sorenson, Cameron	JR La Crosse	7.24m 23-09.00	3 6
4 Roeber, Jack	FR Stout	7.06m 23-02.00	3 5
5 Fisher, Leslie	FR Oshkosh	7.00m 22-11.75	2 4
6 Toheeb-Lawal, Abdul-	FR Oshkosh	6.89m 22-07.25	3 3
7 Crary, Nick	SO La Crosse	6.77m 22-02.50	3 2
8 Rich, Keegan	JR Wartburg	6.75m 22-01.75	3 1
9 Roehl, Chase	FR La Crosse	6.74m 22-01.50	3 1.9
10 Seaberg, Nolan	FR La Crosse	6.66m 21-10.25	2 3.1
11 Brantley, Jamyle	SR Oshkosh	6.61m 21-08.25	3 2.0
12 White, Payton	SO Oshkosh	6.60m 21-08.00	3 3.9
13 Cady, William	FR La Crosse	6.52m 21-04.75	3 2.2
14 Theis, Charlie	FR River Falls	6.47m 21-02.75	2 1.3
15 Kaunda, Francis	FR Stout	6.39m 20-11.75	2 1.7
16 Martin, Brandon	SO Clarke	6.35m 20-10.00	1 1.9
17 Cisewski, Antonio	FR Saint Mary's	6.33m 20-09.25	2 1.4
18 Asembo, Jakes	FR Stout	6.28m 20-07.25	2 1.8
19 Loera, Jonathan	FR Stout	6.16m 20-02.50	2 2.0
20 Vang, Bobby	SO Stout	6.13m 20-01.50	2 1.6
21 Schorr, Will	FR Superior	6.09m 19-11.75	1 1.9
22 Szepieniec, Adam	FR Stout	6.09m 19-11.75	1 2.6
23 Cooper, Dan	SO Saint Mary's	6.08m 19-11.50	2 2.2
24 Alexander, Joel	SO River Falls	6.02m 19-09.00	2 2.9
25 Conard, Kyle	FR Msoe	5.98m 19-07.50	1 2.0
26 Ochtrup-Dekeyrel, Fra	FR Stout	5.97m 19-07.00	2 2.0
27 Biesterveld, Joey	FR Eau Claire	5.95m 19-06.25	2 2.4
28 Allen, Amareon	FR Stout	5.91m 19-04.75	1 2.4
29 Willis, Blake	SO Clarke	5.87m 19-03.25	1 3.6
30 Johnson, Brady	FR Saint Mary's	5.79m 19-00.00	1 2.8
31 Martin, Andrew	JR Saint Mary's	5.72m 18-09.25	2 1.7
32 Frenzel, Charlie	FR Saint Mary's	5.68m 18-07.75	1 2.0
33 Marken, Dominic	FR Viterbo	5.65m 18-06.50	1 2.0
34 Westmayer, Ethan	SO Superior	5.62m 18-05.25	1 2.0
35 Powell, Nathaniel	FR Viterbo	5.30m 17-04.75	1 1.4
--- Hermes, Andrew	SO La Crosse	FOUL	3

**Phil Esten Challenge @ UW - La Crosse
Veterans Memorial Stadium**

Men Triple Jump

Name	Yr School	Finals	H#	Pts
Finals				
1 Fisher, Leslie	FR Oshkosh	14.52m 47-07.75	2	10
2 Gray, Cade	FR Ripon	14.26m 46-09.50	2	8
3 Lillquist, Ian	FR Stevens Point	14.17m 46-06.00	2	6
4 Jenkins, Gregory	JR Viterbo	14.10m 46-03.25	2	5
5 Crary, Nick	SO La Crosse	14.01m 45-11.75	2	4
6 Nesja, Daniel	SO Stout	13.78m 45-02.50	2	3
7 Roehl, Chase	FR La Crosse	13.72m 45-00.25	2	2
8 Alexander, Joel	SO River Falls	13.44m 44-01.25	2	1
9 Asembo, Jakes	FR Stout	13.29m 43-07.25	1	3.3
10 Theis, Charlie	FR River Falls	13.25m 43-05.75	2	2.8
11 Lual, Simon	FR Stout	13.10m 42-11.75	2	2.8
12 Carter, Caleb	FR Stevens Point	13.05m 42-09.75	2	4.4
13 Cady, William	FR La Crosse	12.94m 42-05.50	2	4.4
14 Brantley, Jamyle	SR Oshkosh	12.88m 42-03.25	2	4.0
15 Allard, Trent	FR Wartburg	12.72m 41-08.75	1	1.8
16 Loera, Jonathan	FR Stout	12.72m 41-08.75	1	2.7
17 Keller, Wes	FR Eau Claire	12.70m 41-08.00	1	2.6
18 Vander Galien, Logan	FR Ripon	12.67m 41-07.00	1	2.9
19 Sykes, Travis	FR La Crosse	12.51m 41-00.50	1	1.4
20 Johnson, Brady	FR Saint Mary's	12.48m 40-11.50	1	2.9
21 Folz, Jordan	FR Eau Claire	12.33m 40-05.50	1	2.4
22 Frenzel, Charlie	FR Saint Mary's	12.20m 40-00.50	1	3.1
23 Pearson, Steven	JR Superior	12.13m 39-09.75	1	3.5
24 Conard, Kyle	FR Msoe	12.12m 39-09.25	1	4.0
25 Willis, Blake	SO Clarke	11.88m 38-11.75	1	3.2
--- Ochtrup-Dekeyrel, Fra	FR Stout	FOUL	1	

Men Shot Put

Name	Yr School	Finals	H#	Pts
Finals				
1 Ruechel, Kevin	JR Stout	17.61m 57-09.50	4	10
2 Sheckler, Jackson	SR Oshkosh	15.89m 52-01.75	4	8
3 Ekoue, Yakob	SO Eau Claire	15.66m 51-04.50	4	6
4 Nye, Cody	JR Minnesota-Morris	15.37m 50-05.25	4	5
5 Orr, Blake	SR Stevens Point	15.13m 49-07.75	4	4
6 Stankiewicz, Gage	FR Superior	15.11m 49-07.00	4	3
7 Tegtmeier, Nick	SR Oshkosh	14.95m 49-00.75	4	2
8 Lobeck, Mason	FR Wartburg	14.65m 48-00.75	4	1
9 Rennhack, Austin	FR Stevens Point	14.07m 46-02.00	4	
10 Sitko, Bryce	SO La Crosse	13.98m 45-10.50	4	
11 Rashke, Karter	FR Stout	13.96m 45-09.75	3	
12 Trevino, Graeson	JR Wartburg	13.90m 45-07.25	4	
13 Broome, Will	FR Eau Claire	13.52m 44-04.25	3	
14 Ohman, Nate	JR Superior	13.51m 44-04.00	3	
15 Garski, Logan	SR Stout	13.35m 43-09.75	4	
16 Grace, Douglas	FR La Crosse	13.31m 43-08.00	2	
17 Millard, Derek	SO Stout	13.19m 43-03.25	2	
18 Rhodes, Keegan	JR Msoe	13.15m 43-01.75	3	
18 Johnson, Tay'Jion	JR Oshkosh	13.15m 43-01.75	3	
20 Peters, Kyle	SO La Crosse	13.11m 43-00.25	3	
21 Malloy, Jack	SR Oshkosh	13.02m 42-08.75	4	
22 Sindelir, Brady	SO River Falls	12.94m 42-05.50	3	

23 Welch, Ethan	FR La Crosse	12.84m 42-01.50	3	
24 Olsen, Bryce	FR Eau Claire	12.74m 41-09.75	3	
25 Phernetton, Brock	SR Superior	12.58m 41-03.25	2	
26 Curran, Sean	JR Saint Mary's	12.57m 41-03.00	1	
27 Kuehl, Anthony	FR Stout	12.53m 41-01.50	2	
28 Boberg, Damian	SR Viterbo	12.41m 40-08.75	2	
29 Jantzen, Cody	FR Stout	12.07m 39-07.25	2	
30 Dorenkamper, Matt	SR Oshkosh	12.03m 39-05.75	3	
31 Blackburn, Ben	FR Clarke	11.98m 39-03.75	2	
32 Kopp, Austin	JR Stevens Point	11.85m 38-10.50	2	
33 Nicpon, John	FR Stout	11.57m 37-11.50	2	
34 Lee, Tanner	SR Superior	11.47m 37-07.75	3	
35 Tegtmeier, Joe	FR Oshkosh	11.32m 37-01.75	1	
36 Nunley, Christian	FR Wartburg	11.28m 37-00.25	2	
37 Roberts, Brandon	SO Eau Claire	11.15m 36-07.00	3	
38 Giles, Tearsen	FR Ripon	10.91m 35-09.50	1	
39 Davis, Spencer	FR Msoe	10.89m 35-08.75	1	
40 Ward, Jacob	FR River Falls	10.86m 35-07.75	1	
41 Rocha-Bonilla, Agusti	FR Msoe	10.76m 35-03.75	1	
42 Ulrich, Jacob	FR Stevens Point	10.64m 34-11.00	2	
43 Powers, Logan	FR La Crosse	10.14m 33-03.25	1	
44 Janczak, Jared	SO Superior	10.06m 33-00.25	1	
45 Blatchley, Jacob	FR Ripon	9.81m 32-02.25	1	
46 Durham, Andrew	FR Stevens Point	9.70m 31-10.00	1	
47 Bergstrom-Luoma, Ro	FR River Falls	9.50m 31-02.00	1	
--- Lampman, Michael	SR La Crosse	FOUL	3	

Men Discus Throw

Name	Yr School	Finals	H#	Pts
Finals				
1 Ekoue, Yakob	SO Eau Claire	50.51m 165-08	4	10
2 Orr, Blake	SR Stevens Point	46.13m 151-04	4	8
3 Stankiewicz, Gage	FR Superior	44.18m 144-11	4	6
4 Karau, Nate	FR Stout	43.62m 143-01	4	5
5 Ruechel, Kevin	JR Stout	43.58m 143-00	4	4
6 Tegtmeier, Nick	SR Oshkosh	42.09m 138-01	3	3
7 Grace, Douglas	FR La Crosse	41.32m 135-07	4	2
8 Bugella, Jacob	JR Stout	40.61m 133-03	4	1
9 Rennhack, Austin	FR Stevens Point	40.45m 132-08	3	
10 Sitko, Bryce	SO La Crosse	39.86m 130-09	4	
11 Lampman, Michael	SR La Crosse	39.70m 130-03	4	
12 Peters, Kyle	SO La Crosse	39.40m 129-03	3	
13 Kuehl, Anthony	FR Stout	39.30m 128-11	4	
14 Walechka, Connor	SO Stout	38.34m 125-09	3	
15 Olsen, Bryce	FR Eau Claire	38.34m 125-09	3	
16 Curran, Sean	JR Saint Mary's	38.17m 125-03	3	
17 Kraus, Isaac	FR Stout	37.27m 122-03	3	
18 Kelling, Ryan	SO River Falls	36.34m 119-03	2	
19 Sindelir, Brady	SO River Falls	35.79m 117-05	2	
20 Millard, Derek	SO Stout	35.53m 116-07	3	
21 Nicpon, John	FR Stout	35.44m 116-03	1	
22 Bakalars, Frankie	SR Saint Mary's	35.11m 115-02	1	
23 Davis, Spencer	FR Msoe	34.40m 112-10	2	
24 Powers, Logan	FR La Crosse	33.85m 111-01	1	
25 Kopp, Austin	JR Stevens Point	33.27m 109-02	2	
26 Rashke, Karter	FR Stout	33.19m 108-11	1	

Phil Esten Challenge @ UW - La Crosse
Veterans Memorial Stadium

Finals ... (Men Discus Throw)

Name	Yr School	Finals	H# Pts
27 Broome, Will	FR Eau Claire	32.89m 107-11	1
28 Rhodes, Keegan	JR Msoe	32.84m 107-09	2
29 Ohman, Nate	JR Superior	32.72m 107-04	3
30 Rocha-Bonilla, Agusti	FR Msoe	32.65m 107-01	1
31 Phernetton, Brock	SR Superior	32.31m 106-00	1
32 Janczak, Jared	SO Superior	31.95m 104-10	2
33 Lebal, Dalton	FR Stevens Point	31.90m 104-08	2
34 Welch, Ethan	FR La Crosse	31.77m 104-03	1
35 Rightler, Ashton	FR Stout	30.96m 101-07	1
36 Jantzen, Cody	FR Stout	30.60m 100-05	2
37 Arity, Cahil	JR Viterbo	30.13m 98-10	2
38 Durham, Andrew	FR Stevens Point	28.22m 92-07	1
39 Fritz, Casen	FR Saint Mary's	28.19m 92-06	1
40 Ward, Jacob	FR River Falls	20.87m 68-06	1
--- Boberg, Damian	SR Viterbo	FOUL	4
--- Lee, Tanner	SR Superior	FOUL	3
--- Ulrich, Jacob	FR Stevens Point	FOUL	2
--- Roberts, Brandon	SO Eau Claire	FOUL	4

Men Hammer Throw

Name	Yr School	Finals	H# Pts
Finals			
1 Bugella, Jacob	JR Stout	59.14m 194-00	4 10
2 Williams, Aiden	SO La Crosse	57.36m 188-02	4 8
3 Orr, Blake	SR Stevens Point	53.04m 174-00	4 6
4 Curran, Sean	JR Saint Mary's	52.68m 172-10	4 5
5 Garski, Logan	SR Stout	51.41m 168-08	4 4
6 Bakalars, Frankie	SR Saint Mary's	50.26m 164-11	4 3
7 Ekoue, Yakob	SO Eau Claire	49.62m 162-09	4 2
8 Roberts, Brandon	SO Eau Claire	49.05m 160-11	4 1
9 Karau, Nate	FR Stout	48.16m 158-00	3
10 Petersen, Luke	SR Minnesota-Morris	48.08m 157-09	4
11 Kuehl, Anthony	FR Stout	47.98m 157-05	3
12 Ruechel, Kevin	JR Stout	47.02m 154-03	4
13 Rennhack, Austin	FR Stevens Point	46.51m 152-07	4
14 Boberg, Damian	SR Viterbo	46.40m 152-03	3
15 Grace, Douglas	FR La Crosse	45.90m 150-07	3
16 Lee, Tanner	SR Superior	45.26m 148-06	3
17 Place, Peter	SR River Falls	45.14m 148-01	4
18 Malloy, Jack	SR Oshkosh	45.09m 147-11	3
19 Ohman, Nate	JR Superior	44.46m 145-10	2
20 Schoening, Max	JR Oshkosh	44.33m 145-05	4
21 Walechka, Connor	SO Stout	42.61m 139-09	4
22 Broome, Will	FR Eau Claire	42.39m 139-01	2
23 Stankiewicz, Gage	FR Superior	42.16m 138-04	2
24 Kraus, Isaac	FR Stout	40.83m 133-11	2
25 Teare, Adam	FR Wartburg	40.24m 132-00	2
26 Davis, Spencer	FR Msoe	40.11m 131-07	1
27 Phernetton, Brock	SR Superior	39.93m 131-00	3
28 Rhodes, Keegan	JR Msoe	39.80m 130-07	2
29 Nicpon, John	FR Stout	39.79m 130-06	2
30 Millard, Derek	SO Stout	39.09m 128-03	2
31 Kopp, Austin	JR Stevens Point	38.99m 127-11	3
32 Cates, Gage	FR Wartburg	38.83m 127-05	2

33 Ulrich, Jacob	FR Stevens Point	38.63m 126-09	3
34 Tegtmeier, Joe	FR Oshkosh	37.39m 122-08	2
35 Durham, Andrew	FR Stevens Point	35.72m 117-02	1
36 Bergstrom-Luoma, Ro	FR River Falls	35.67m 117-00	1
37 Lebal, Dalton	FR Stevens Point	35.66m 117-00	1
38 Arity, Cahil	JR Viterbo	35.57m 116-08	2
39 Trevino, Graeson	JR Wartburg	34.37m 112-09	2
40 Blackburn, Ben	FR Clarke	33.37m 109-06	1
41 Rashke, Karter	FR Stout	33.23m 109-00	1
42 Fritz, Casen	FR Saint Mary's	32.68m 107-03	1
43 Rightler, Ashton	FR Stout	32.64m 107-01	1
44 Rocha-Bonilla, Agusti	FR Msoe	32.52m 106-08	1
45 Hampel, Matthew	FR Msoe	32.52m 106-08	1
46 Giles, Tearsen	FR Ripon	32.38m 106-03	1
47 Jantzen, Cody	FR Stout	30.15m 98-11	1
48 Sindelir, Brady	SO River Falls	29.97m 98-04	2
49 Ward, Jacob	FR River Falls	26.81m 87-11	1
50 Blatchley, Jacob	FR Ripon	25.87m 84-10	1
--- Nunley, Christian	FR Wartburg	FOUL	3
--- Dorenkamper, Matt	SR Oshkosh	FOUL	3
--- Powers, Logan	FR La Crosse	FOUL	2
--- Sitko, Bryce	SO La Crosse	FOUL	3
--- Johnson, Tay'Jion	JR Oshkosh	FOUL	3

Men Javelin Throw

Name	Yr School	Finals	H# Pts
Finals			
1 Egts, Matt	SR Wartburg	52.78m 173-02	3 10
2 Sorenson, Cameron	JR La Crosse	51.63m 169-05	3 8
3 Karau, Nate	FR Stout	51.11m 167-08	3 6
4 Koeckeritz, Mitchell	SR Stout	50.60m 166-00	3 5
5 Nolan, Riley	JR Wartburg	49.97m 163-11	3 4
6 Terlaje, Aryn	SR Ripon	48.89m 160-05	2 3
7 Rennhack, Austin	FR Stevens Point	45.35m 148-09	2 2
8 Zell, Jonathon	FR La Crosse	45.19m 148-03	1 1
9 Venzke, Caleb	SR River Falls	44.62m 146-05	3
10 Rich, Keegan	JR Wartburg	44.38m 145-07	2
11 Ravenscroft, Cade	FR Stevens Point	43.61m 143-01	3
12 Jumbeck, Josh	SO Stevens Point	42.26m 138-08	2
13 Lutz, Logan	FR Stevens Point	41.32m 135-07	3
14 Janczak, Jared	SO Superior	41.32m 135-07	1
15 Skroch, Nathan	SO Stout	40.94m 134-04	3
16 Senior, Micah	FR Oshkosh	40.78m 133-09	1
17 Koehn, Bo	JR Oshkosh	40.64m 133-04	3
18 Sommers, Quinten	SO Wartburg	40.40m 132-06	3
19 Seaberg, Nolan	FR La Crosse	40.27m 132-01	1
20 Allard, Trent	FR Wartburg	40.08m 131-06	2
21 Lebal, Dalton	FR Stevens Point	39.67m 130-02	2
22 Rochford, Payton	JR Wartburg	38.83m 127-05	2
23 Roeber, Jack	FR Stout	37.89m 124-04	1
24 Kelling, Ryan	SO River Falls	37.87m 124-03	2
25 Muffick, Logan	FR Stout	36.43m 119-06	1
26 Jumbeck, Jacob	JR Ripon	35.35m 116-00	1
27 Volz, Michael	FR Stout	35.21m 115-06	3
28 Blackburn, Ben	FR Clarke	34.35m 112-08	1
29 Klika, Steven	SR Ripon	33.78m 110-10	2

Phil Esten Challenge @ UW - La Crosse
Veterans Memorial Stadium

Finals ... (Men Javelin Throw)

Name	Yr School	Finals	H# Pts
30 Wosmek, Nate	JR Ripon	29.96m 98-03	1
31 Gollwitzer, Jarod	SO Stevens Point	23.77m 78-00	1
--- Rightler, Ashton	FR Stout	FOUL	1
--- Beck, Noah	FR Stout	FOUL	1

Decathlon: #1 Men 100 Meter Dash Decathlon

Name	Yr School	Finals	H# Pts
Finals			
1 Bosshart, RJ	SO Oshkosh	11.15	3 827
2 Sears, Aden	FR Oshkosh	11.19	2 819
3 Foland, Max	FR Eau Claire	11.31	2 793
4 Stegeman, Mitch	SO Eau Claire	11.36	3 782
5 Zachgo, Hayden	FR Stout	11.49	3 755
6 Chesterman, Nick	SR Stevens Point	11.53	3 746
7 Mestnik, Tommy	FR Eau Claire	11.61	2 730
8 Brantner, Tyler	JR Msoe	11.66	2 719
9 Schroedl, Abraham	SR Eau Claire	11.67	3 717
10 Barth, Mason	FR Stout	11.69	2 713
11 Cole, Tom	FR Stevens Point	11.76	1 699
12 Vandun, James	SO Clarke	11.79	1 693
13 Boche, Matt	FR River Falls	11.81	2 689
14 Dick, Brandon	FR Stout	11.89	3 673
15 VanGundy, Alex	SO River Falls	12.00	1 651
16 Lynch, Garrett	FR Superior	12.01	1 649
17 Jensen, Joseph	FR La Crosse	12.05	2 641
18 Foster, Earl	SO Superior	12.21	1 610
19 Telschow, Oscar	SO Ripon	12.31	1 591
20 Aakre, Carter	SO River Falls	12.32	1 589
--- Block, Gunnar	SR La Crosse CC	X12.25	3 603

Decathlon: #5 Men 400 Meter Dash Decathlon

Name	Yr School	Finals	H# Pts
Finals			
1 Sears, Aden	FR Oshkosh	50.12	3 809
2 Dick, Brandon	FR Stout	50.49	3 792
3 Foland, Max	FR Eau Claire	51.81	3 733
4 Zachgo, Hayden	FR Stout	52.01	3 724
5 Stegeman, Mitch	SO Eau Claire	52.22	3 715
6 Chesterman, Nick	SR Stevens Point	52.54	3 701
7 Jensen, Joseph	FR La Crosse	52.62	1 698
8 Boche, Matt	FR River Falls	52.70	1 694
9 Bosshart, RJ	SO Oshkosh	53.14	2 676
10 Brantner, Tyler	JR Msoe	53.74	2 650
11 Mestnik, Tommy	FR Eau Claire	53.75	2 650
12 Schroedl, Abraham	SR Eau Claire	54.02	3 639
13 Cole, Tom	FR Stevens Point	54.05	1 638
14 Barth, Mason	FR Stout	54.71	2 611
15 VanGundy, Alex	SO River Falls	54.92	1 602
16 Vandun, James	SO Clarke	55.22	2 590
17 Foster, Earl	SO Superior	56.47	1 541
18 Aakre, Carter	SO River Falls	57.26	1 511
19 Telschow, Oscar	SO Ripon	58.08	1 481
20 Lynch, Garrett	FR Superior	58.17	1 478
--- Block, Gunnar	SR La Crosse CC	X57.92	2 487

Decathlon: #10 Men 1500 Meter Run Decathlon

Name	Yr School	Finals	H# Pts
Finals			
1 Jensen, Joseph	FR La Crosse	4:37.53	696
2 Barth, Mason	FR Stout	4:42.60	664
3 Dick, Brandon	FR Stout	4:42.66	664
4 Foland, Max	FR Eau Claire	4:49.71	620
5 Bosshart, RJ	SO Oshkosh	4:50.95	613
6 Stegeman, Mitch	SO Eau Claire	4:52.86	602
7 Mestnik, Tommy	FR Eau Claire	4:53.28	599
8 Vandun, James	SO Clarke	4:53.42	598
9 Zachgo, Hayden	FR Stout	4:58.02	571
10 Sears, Aden	FR Oshkosh	5:01.83	549
11 Boche, Matt	FR River Falls	5:18.65	457
12 Schroedl, Abraham	SR Eau Claire	5:21.51	442
13 Aakre, Carter	SO River Falls	5:26.18	418
14 Brantner, Tyler	JR Msoe	5:28.42	407
15 Cole, Tom	FR Stevens Point	5:31.15	394
16 Foster, Earl	SO Superior	5:31.80	391
17 Telschow, Oscar	SO Ripon	5:33.04	384
18 VanGundy, Alex	SO River Falls	5:53.15	293
19 Lynch, Garrett	FR Superior	6:14.99	206
--- Block, Gunnar	SR La Crosse CC	XDNF	
--- Chesterman, Nick	SR Stevens Point	DNF	

Decathlon: #6 Men 110 Meter Hurdles Decathlon

Name	Yr School	Finals	H# Pts
Finals			
1 Barth, Mason	FR Stout	15.17	5 829
2 Stegeman, Mitch	SO Eau Claire	15.67	5 770
3 Schroedl, Abraham	SR Eau Claire	15.77	5 759
4 Sears, Aden	FR Oshkosh	15.99	4 734
5 Zachgo, Hayden	FR Stout	16.10	4 722
6 Vandun, James	SO Clarke	16.15	3 716
7 Foland, Max	FR Eau Claire	16.17	5 714
8 Telschow, Oscar	SO Ripon	16.68	4 658
9 Mestnik, Tommy	FR Eau Claire	16.88	3 637
10 Foster, Earl	SO Superior	17.01	4 623
11 Bosshart, RJ	SO Oshkosh	17.38	1 585
12 VanGundy, Alex	SO River Falls	17.50	1 573
13 Jensen, Joseph	FR La Crosse	17.63	2 560
14 Brantner, Tyler	JR Msoe	17.92	3 532
15 Dick, Brandon	FR Stout	18.00	3 524
16 Cole, Tom	FR Stevens Point	18.02	1 522
17 Aakre, Carter	SO River Falls	18.05	2 519
18 Boche, Matt	FR River Falls	18.34	2 492
19 Lynch, Garrett	FR Superior	19.67	1 376
--- Chesterman, Nick	SR Stevens Point	DNF	5 4.2
--- Block, Gunnar	SR La Crosse CC	X17.15	4 609

Decathlon: #4 Men High Jump Decathlon

Name	Yr School	Finals	H# Pts
Finals			
1 Schroedl, Abraham	SR Eau Claire	1.91m 6-03.25	2 723
2 Brantner, Tyler	JR Msoe	1.85m 6-00.75	2 670

**Phil Esten Challenge @ UW - La Crosse
Veterans Memorial Stadium**

Finals ... (Decathlon: #4 Men High Jump Decathlon)

Name	Yr School	Finals	H# Pts
3 Sears, Aden	FR Oshkosh	1.82m 5-11.50	2 644
3 Stegeman, Mitch	SO Eau Claire	1.82m 5-11.50	2 644
5 Bosshart, RJ	SO Oshkosh	1.79m 5-10.50	2 619
5 Dick, Brandon	FR Stout	1.79m 5-10.50	2 619
7 Lynch, Garrett	FR Superior	1.76m 5-09.25	1 593
7 Vandun, James	SO Clarke	1.76m 5-09.25	2 593
7 Barth, Mason	FR Stout	1.76m 5-09.25	2 593
7 Chesterman, Nick	SR Stevens Point	1.76m 5-09.25	2 593
11 Mestnik, Tommy	FR Eau Claire	1.73m 5-08.00	1 569
11 Foster, Earl	SO Superior	1.73m 5-08.00	1 569
13 Foland, Max	FR Eau Claire	1.64m 5-04.50	1 496
13 Zachgo, Hayden	FR Stout	1.64m 5-04.50	1 496
13 Jensen, Joseph	FR La Crosse	1.64m 5-04.50	1 496
16 Telschow, Oscar	SO Ripon	1.61m 5-03.25	1 472
17 Cole, Tom	FR Stevens Point	1.58m 5-02.25	1 449
18 Aakre, Carter	SO River Falls	1.46m 4-09.50	1 360
19 Boche, Matt	FR River Falls	1.37m 4-06.00	1 297
--- VanGundy, Alex	SO River Falls	NH	1
--- Block, Gunnar	SR La Crosse CC	X1.70m 5-07.00	1 544

Decathlon: #8 Men Pole Vault Decathlon

Name	Yr School	Finals	H# Pts
Finals			
1 Schroedl, Abraham	SR Eau Claire	4.95m 16-02.75	2 895
2 Barth, Mason	FR Stout	4.65m 15-03.00	2 804
3 Jensen, Joseph	FR La Crosse	4.55m 14-11.00	2 775
3 Stegeman, Mitch	SO Eau Claire	4.55m 14-11.00	2 775
5 Chesterman, Nick	SR Stevens Point	4.05m 13-03.50	2 631
5 Vandun, James	SO Clarke	4.05m 13-03.50	2 631
7 Lynch, Garrett	FR Superior	3.85m 12-07.50	1 576
8 Dick, Brandon	FR Stout	3.65m 11-11.75	2 522
9 Mestnik, Tommy	FR Eau Claire	3.55m 11-07.75	2 496
9 Bosshart, RJ	SO Oshkosh	3.55m 11-07.75	1 496
11 Telschow, Oscar	SO Ripon	3.35m 10-11.75	1 444
11 Foland, Max	FR Eau Claire	3.35m 10-11.75	1 444
13 Brantner, Tyler	JR Msoe	3.25m 10-08.00	1 418
13 Aakre, Carter	SO River Falls	3.25m 10-08.00	1 418
15 VanGundy, Alex	SO River Falls	3.15m 10-04.00	1 393
15 Sears, Aden	FR Oshkosh	3.15m 10-04.00	1 393
15 Foster, Earl	SO Superior	3.15m 10-04.00	1 393
18 Cole, Tom	FR Stevens Point	2.95m 9-08.00	1 345
19 Boche, Matt	FR River Falls	2.65m 8-08.25	1 275
--- Zachgo, Hayden	FR Stout	NH	2
--- Block, Gunnar	SR La Crosse CC	X3.75m 12-03.50	2 549

Decathlon: #2 Men Long Jump Decathlon

Name	Yr School	Finals	H# Pts
Finals			
1 Sears, Aden	FR Oshkosh	6.75m 22-01.75	755
2 Schroedl, Abraham	SR Eau Claire	6.59m 21-07.50	718
3 Bosshart, RJ	SO Oshkosh	6.57m 21-06.75	713
4 Barth, Mason	FR Stout	6.38m 20-11.25	670
5 Stegeman, Mitch	SO Eau Claire	6.30m 20-08.00	652
6 VanGundy, Alex	SO River Falls	6.29m 20-07.75	650

7 Mestnik, Tommy	FR Eau Claire	6.14m 20-01.75	617
8 Foland, Max	FR Eau Claire	6.13m 20-01.50	615
9 Brantner, Tyler	JR Msoe	6.12m 20-01.00	613
10 Chesterman, Nick	SR Stevens Point	6.11m 20-00.50	610
11 Zachgo, Hayden	FR Stout	6.04m 19-09.75	595
12 Jensen, Joseph	FR La Crosse	5.97m 19-07.00	580
13 Cole, Tom	FR Stevens Point	5.88m 19-03.50	561
14 Lynch, Garrett	FR Superior	5.86m 19-02.75	556
15 Dick, Brandon	FR Stout	5.81m 19-00.75	546
16 Telschow, Oscar	SO Ripon	5.71m 18-09.00	525
17 Vandun, James	SO Clarke	5.69m 18-08.00	521
18 Boche, Matt	FR River Falls	5.54m 18-02.25	490
19 Foster, Earl	SO Superior	5.47m 17-11.50	475
20 Aakre, Carter	SO River Falls	5.21m 17-01.25	423
--- Block, Gunnar	SR La Crosse CC	X5.54m 18-02.25	490

Decathlon: #3 Men Shot Put Decathlon

Name	Yr School	Finals	H# Pts
Finals			
1 Schroedl, Abraham	SR Eau Claire	12.30m 40-04.25	625
2 Brantner, Tyler	JR Msoe	11.94m 39-02.25	603
3 Stegeman, Mitch	SO Eau Claire	11.35m 37-03.00	567
4 Mestnik, Tommy	FR Eau Claire	11.04m 36-02.75	548
5 Foland, Max	FR Eau Claire	10.47m 34-04.25	514
6 Cole, Tom	FR Stevens Point	10.30m 33-09.50	504
7 VanGundy, Alex	SO River Falls	10.18m 33-04.75	496
8 Zachgo, Hayden	FR Stout	10.04m 32-11.25	488
9 Barth, Mason	FR Stout	9.98m 32-09.00	484
10 Dick, Brandon	FR Stout	9.76m 32-00.25	471
11 Chesterman, Nick	SR Stevens Point	9.75m 32-00.00	471
11 Jensen, Joseph	FR La Crosse	9.75m 32-00.00	471
13 Lynch, Garrett	FR Superior	9.50m 31-02.00	456
14 Vandun, James	SO Clarke	9.11m 29-10.75	432
15 Bosshart, RJ	SO Oshkosh	8.83m 28-11.75	416
16 Telschow, Oscar	SO Ripon	8.82m 28-11.25	415
17 Foster, Earl	SO Superior	8.75m 28-08.50	411
18 Aakre, Carter	SO River Falls	8.36m 27-05.25	388
19 Sears, Aden	FR Oshkosh	8.07m 26-05.75	370
20 Boche, Matt	FR River Falls	7.68m 25-02.50	347
--- Block, Gunnar	SR La Crosse CC	X9.91m 32-06.25	480

Decathlon: #7 Men Discus Throw Decathlon

Name	Yr School	Finals	H# Pts
Finals			
1 Stegeman, Mitch	SO Eau Claire	38.17m 125-03	627
2 Schroedl, Abraham	SR Eau Claire	37.58m 123-03	616
3 Chesterman, Nick	SR Stevens Point	36.38m 119-04	591
4 Barth, Mason	FR Stout	33.91m 111-03	542
5 Mestnik, Tommy	FR Eau Claire	33.19m 108-11	528
6 Foster, Earl	SO Superior	31.20m 102-04	488
7 Brantner, Tyler	JR Msoe	29.63m 97-02	457
8 Zachgo, Hayden	FR Stout	29.62m 97-02	457
9 Dick, Brandon	FR Stout	29.45m 96-07	454
10 VanGundy, Alex	SO River Falls	27.77m 91-01	421
11 Cole, Tom	FR Stevens Point	27.66m 90-09	419
12 Vandun, James	SO Clarke	26.51m 87-00	396

**Phil Esten Challenge @ UW - La Crosse
Veterans Memorial Stadium**

Finals ... (Decathlon: #7 Men Discus Throw Decathlon)

Name	Yr School	Finals	H# Pts
13 Lynch, Garrett	FR Superior	26.45m 86-09	395
14 Bosshart, RJ	SO Oshkosh	26.12m 85-08	389
15 Boche, Matt	FR River Falls	24.91m 81-09	365
16 Jensen, Joseph	FR La Crosse	24.73m 81-02	362
17 Sears, Aden	FR Oshkosh	22.15m 72-08	313
18 Foland, Max	FR Eau Claire	21.78m 71-05	306
19 Aakre, Carter	SO River Falls	20.91m 68-07	289
20 Telschow, Oscar	SO Ripon	19.83m 65-01	269
--- Block, Gunnar	SR La Crosse CC	X25.15m 82-06	370

17 VanGundy, Alex	SO River Falls	4563
18 Lynch, Garrett	FR Superior	4551
20 Boche, Matt	FR River Falls	4373
21 Aakre, Carter	SO River Falls	4330
19 Block, Gunnar	SR La Crosse CC	X4407

Decathlon: #9 Men Javelin Throw Decathlon

Name	Yr School	Finals	H# Pts
Finals			
1 Schroedl, Abraham	SR Eau Claire	51.40m 168-08	609
2 Barth, Mason	FR Stout	45.76m 150-01	526
3 Stegeman, Mitch	SO Eau Claire	45.67m 149-10	525
4 Bosshart, RJ	SO Oshkosh	44.26m 145-02	504
5 Telschow, Oscar	SO Ripon	43.14m 141-06	488
6 VanGundy, Alex	SO River Falls	42.88m 140-08	484
7 Chesterman, Nick	SR Stevens Point	42.56m 139-07	479
8 Foster, Earl	SO Superior	42.51m 139-06	479
9 Mestnik, Tommy	FR Eau Claire	41.13m 134-11	459
10 Dick, Brandon	FR Stout	40.07m 131-05	443
11 Jensen, Joseph	FR La Crosse	39.99m 131-02	442
12 Aakre, Carter	SO River Falls	38.14m 125-01	415
13 Brantner, Tyler	JR Msoe	36.98m 121-04	399
14 Zachgo, Hayden	FR Stout	36.92m 121-01	398
15 Sears, Aden	FR Oshkosh	36.31m 119-01	389
16 Vandun, James	SO Clarke	34.73m 113-11	366
17 Foland, Max	FR Eau Claire	33.49m 109-10	349
18 Cole, Tom	FR Stevens Point	33.04m 108-05	342
19 Boche, Matt	FR River Falls	27.68m 90-10	267
20 Lynch, Garrett	FR Superior	27.64m 90-08	266
--- Block, Gunnar	SR La Crosse CC	X28.26m 92-08	275

H# Pts	
Men - Team Rankings - 21 Events Scored	
1) Wis.-Oshkosh	171.5
2) Wis.-La Crosse	122.666
3) Wis.-Eau Claire	117.5
4) Wis.-Stout	95
5) Wartburg	84
6) Wis.-Stevens Point	47.5
7) Ripon	37
8) Viterbo	32
9) Wis.-River Falls	20
10) Wis.-Superior	19
11) Wis.-Whitewater	16
12) MSOE	14.8333
13) Winona State	11
14) Carleton	10
15) Saint Mary's (Minn.)	8
16) Minnesota-Morris	5
17) Concordia-Moorhead	4
18) Clarke	1

Men Decathlon

Name	Yr School	Finals	H# Pts
Finals			
1 Schroedl, Abraham	SR Eau Claire	6743	10
2 Stegeman, Mitch	SO Eau Claire	6659	8
3 Barth, Mason	FR Stout	6436	6
4 Bosshart, RJ	SO Oshkosh	5838	5
5 Mestnik, Tommy	FR Eau Claire	5833	4
6 Sears, Aden	FR Oshkosh	5775	3
7 Jensen, Joseph	FR La Crosse	5721	2
8 Dick, Brandon	FR Stout	5708	1
9 Foland, Max	FR Eau Claire	5584	
10 Vandun, James	SO Clarke	5536	
11 Brantner, Tyler	JR Msoe	5468	
12 Zachgo, Hayden	FR Stout	5206	
13 Foster, Earl	SO Superior	4980	
14 Cole, Tom	FR Stevens Point	4873	
15 Chesterman, Nick	SR Stevens Point	4822	
16 Telschow, Oscar	SO Ripon	4727	

**Phil Esten Challenge @ UW - La Crosse
Veterans Memorial Stadium**

Women 100 Meter Dash

Name	Yr School	Prelims	H# Pts
Preliminaries			
1 Dawidowich, Emily	FR La Crosse	12.09	3 2.5
2 Kochendorfer, Kady	SR Eau Claire	12.15	1 3.9
3 Pietz, Maddy	JR Winona State	12.22	2 2.3
4 Spalding, Emma	JR Ripon	12.30	1 3.9
5 Castelli, Rachel	JR Oshkosh	12.33	2 2.3
6 Sidney, Mikala	SO Wartburg	12.35	3 2.5
7 Iverson, Amanda	FR Eau Claire	12.52	2 2.3
8 Greeninger, Molly	FR Oshkosh	12.53	1 3.9
9 Seitz, Bella	FR La Crosse	12.55	1 3.9
10 Yeakel, Lana	SO Viterbo	12.56	3 2.5
11 Kornaus, Gianna	FR Eau Claire	12.64	1 3.9
12 Durst, Haley	SO La Crosse	12.67	1 3.9
13 Johnson, Erin	JR Eau Claire	12.74	2 2.3
14 Ihde, Breanna	SO Viterbo	12.79	3 2.5
15 Gow, Leann	SR Superior	12.80 12.791	2 2.3
16 Elmhurst, Carley	JR La Crosse	12.80 12.798	2 2.3
17 Huber, Kyra	JR Oshkosh	12.84	3 2.5
18 Block, Kara	SO Ripon	12.90	1 3.9
19 Glaz, Andrea	FR Oshkosh	12.94	3 2.5
20 Brower, Jaidyn	FR Winona State	12.99	3 2.5
21 Erickson, Jenna	FR Ripon	13.10	2 2.3
22 Wainwright, Madeline	FR Eau Claire	13.14	3 2.5
23 Funke, Morgan	JR Wartburg	13.21	2 2.3
24 Hren, Elizabeth	SO Oshkosh	13.22	2 2.3
25 Maul, Lillian	SO Saint Mary's	13.26	1 3.9
26 Gaskill, Jada	FR Wartburg	13.38	3 2.5

Women 100 Meter Dash Qualifier

Name	Yr School	Finals	H# Pts
Finals			
1 Iverson, Amanda	FR Eau Claire	12.32	3 4.7
2 Greeninger, Molly	FR Oshkosh	12.47	3 4.7
3 Ihde, Breanna	SO Viterbo	12.60	5 3.6
4 Seitz, Bella	FR La Crosse	12.61 12.606	2 1.6
5 Elmhurst, Carley	JR La Crosse	12.61 12.608	5 3.6
6 Kornaus, Gianna	FR Eau Claire	12.65	4 3.8
7 Johnson, Erin	JR Eau Claire	12.67	2 1.6
8 Huber, Kyra	JR Oshkosh	12.74	1 4.0
9 Brower, Jaidyn	FR Winona State	12.77	3 4.7
10 Hren, Elizabeth	SO Oshkosh	12.89	1 4.0
11 Block, Kara	SO Ripon	12.90	4 3.8
12 Maul, Lillian	SO Saint Mary's	13.03	1 4.0
13 Erickson, Jenna	FR Ripon	13.07	2 1.6
14 Wainwright, Madeline	FR Eau Claire	13.16	1 4.0
15 Glaz, Andrea	FR Oshkosh	13.19	5 3.6
16 Block, LaRissa	FR Stout	13.20 13.198	1 4.0
17 Sorensen, Raegan	FR Stout	13.20 13.199	5 3.6
18 Stephani, Alexie	SO Viterbo	13.24	1 4.0
19 Funke, Morgan	JR Wartburg	13.26	4 3.8
20 Gaskill, Jada	FR Wartburg	13.27	3 4.7
21 Manoleff, Sarah	FR Eau Claire	13.28	5 3.6
22 Grant, Emma	FR Clarke	13.34	4 3.8

23 Johnson, Kaydee	FR La Crosse	13.35	4 3.8
24 Perez, Karina	SO Oshkosh	13.39	3 4.7
25 Starzynski, Amanda	JR Oshkosh	13.46	5 3.6
26 Donatell, Autumn	FR Stout	13.50 13.498	3 4.7
27 Davis, Madison	SO Viterbo	13.50 13.499	2 1.6
28 Roberts, Trinity	FR La Crosse	13.65	3 4.7
29 Kubera, Kyla	FR River Falls	13.66	5 3.6
30 Gray, Kynaeda	SO Ripon	13.67	2 1.6
31 Demeuse, Greta	JR Ripon	13.83	2 1.6
32 Dettmers, Chloe	FR Stevens Point	13.93	5 3.6
33 Weis, Madison	JR Saint Mary's	14.06	1 4.0
34 Smith, Abigail	SO Msoe	14.14	5 3.6

Women 100 Meter Dash

Name	Yr School	Finals	H# Pts
Finals			
1 Pietz, Maddy	JR Winona State	12.03	10
2 Spalding, Emma	JR Ripon	12.35	8
3 Greeninger, Molly	FR Oshkosh	12.43	6
4 Yeakel, Lana	SO Viterbo	12.57	5

Women 200 Meter Dash

Name	Yr School	Finals	H# Pts
Finals			
1 Schyvinck, Brooklyn	JR Winona State	24.05	8 10
2 Dawidowich, Emily	FR La Crosse	24.78	8 8
3 Herzog, Leyna	FR Stevens Point	24.83	8 6
4 Ganshirt, Jackie	SR Wartburg	24.96	8 5
5 LeFever, Lexi	JR River Falls	25.02	8 4
6 Jacobs, Brenna	JR Wartburg	25.35	8 3
7 Maurer, Grace	SO Stout	25.44	7 2
8 Castelli, Rachel	JR Oshkosh	25.51	7 1
9 Spalding, Emma	JR Ripon	25.54	7 2.7
10 Sidney, Mikala	SO Wartburg	25.56	7 2.7
11 Seitz, Bella	FR La Crosse	25.82	6 4.0
12 Kornaus, Gianna	FR Eau Claire	25.87	7 2.7
13 Olson, Taylan	JR Wartburg	26.04	8 2.9
14 Elmhurst, Carley	JR La Crosse	26.14	6 4.0
15 Iverson, Amanda	FR Eau Claire	26.24	6 4.0
16 Zastrow, Hannah	FR Stout	26.29	7 2.7
17 Best, Megan	SO Eau Claire	26.33	7 2.7
18 Eiers, Cassidy	JR Eau Claire	26.35	5 3.8
19 Ihde, Breanna	SO Viterbo	26.43	6 4.0
20 Gow, Leann	SR Superior	26.46	8 2.9
21 Rahn, Payton	SR Ripon	26.48	5 3.8
22 Lord, Nicole	JR La Crosse	26.49	6 4.0
23 Johnson, Erin	JR Eau Claire	26.51	6 4.0
24 Bennett, Jadyne	FR Winona State	26.52	6 4.0
25 Durst, Haley	SO La Crosse	26.58	7 2.7
26 Huber, Kyra	JR Oshkosh	26.64	6 4.0
27 Klausler, Sydney	SR Saint Mary's	26.65	6 4.0
28 Jackson, Mikayla	JR Oshkosh	26.69	8 2.9
29 Glaz, Andrea	FR Oshkosh	26.72	4 2.2
30 Danner, Chelsea	FR Eau Claire	26.73	4 2.2
31 Erickson, Jenna	FR Ripon	26.78	3 3.2
32 Jenneman, Vanessa	SO Oshkosh	26.79	7 2.7

**Phil Esten Challenge @ UW - La Crosse
Veterans Memorial Stadium**

Finals ... (Women 200 Meter Dash)

Name	Yr School	Finals	H# Pts
33 Warr, Emma	JR Oshkosh	26.80	5 3.8
34 Murphy, Ava	FR Eau Claire	26.85	3 3.2
35 Jones, Megan	FR Eau Claire	26.89	3 3.2
36 Ayd, Anna	FR La Crosse	26.90	5 3.8
37 Gearin, Caroline	SO Saint Mary's	26.91	4 2.2
38 Brower, Jaidyn	FR Winona State	26.94	4 2.2
39 Klobucar, Shelby	FR Stevens Point	27.03	3 3.2
40 Manoleff, Sarah	FR Eau Claire	27.05	5 3.8
41 Yeakel, Lana	SO Viterbo	27.12	6 4.0
42 Dobeck, Jayda	FR Oshkosh	27.16	3 3.2
43 Hable, Devin	FR Oshkosh	27.17	4 2.2
44 Hansen, Sarah	FR River Falls	27.19	5 3.8
45 Johnson, Kaydee	FR La Crosse	27.22	2 3.6
46 Wainwright, Madeline	FR Eau Claire	27.24	4 2.2
47 Hyatt, Adelynn	FR La Crosse	27.34	3 3.2
48 Constable, Mackenzie	FR Stevens Point	27.43	2 3.6
49 Wagner, Alaina	SO Oshkosh	27.51	7 2.7
50 Gaskill, Jada	FR Wartburg	27.56	3 3.2
51 Starzynski, Amanda	JR Oshkosh	27.61 27.601	5 3.8
52 Armstrong, Riley	SO Eau Claire	27.61 27.603	3 3.2
53 Schunk, Claudia	SO Viterbo	27.64 27.632	4 2.2
53 Trieloff, Ellie	FR Eau Claire	27.64 27.632	2 3.6
55 Mangold, Addie	FR Eau Claire	27.82	3 3.2
56 Funke, Morgan	JR Wartburg	27.93	5 3.8
57 Lambson, Aricka	SO Wartburg	27.98	4 2.2
58 Kubera, Kyla	FR River Falls	28.16	2 3.6
59 Davis, Madison	SO Viterbo	28.17	3 3.2
60 Hinegardner, Sailor	JR Wartburg	28.21	2 3.6
61 Seeley, Valerie	SO Oshkosh	28.36	4 2.2
62 Jaecks, Alison	JR Viterbo	28.66	2 3.6
63 Demeuse, Greta	JR Ripon	28.70	2 3.6
64 Roberts, Trinity	FR La Crosse	29.22	2 3.6
65 Weis, Madison	JR Saint Mary's	29.30	2 3.6
66 Smith, Abigail	SO Msoe	29.57	2 3.6
67 Krueger, Adrianne	FR Stout	30.12	1 6.7
68 Hall, Anna	SO Stout	30.35	1 6.7

Women 400 Meter Dash

Name	Yr School	Finals	H# Pts
Finals			
1 Schroeder, Mara	JR La Crosse	56.92	4 10
2 Johnson, Amber	SO La Crosse	57.90	4 8
3 Maurer, Grace	SO Stout	58.10	4 6
4 Knoernschild, Izi	SO La Crosse	59.09	3 5
5 Reinders, Esme	SO Stevens Point	59.39	4 4
6 Halvorson, Lilly	FR La Crosse	59.46	3 3
7 Langlois, Sarah	SO River Falls	59.89	4 2
8 Eiers, Cassidy	JR Eau Claire	59.93	4 1
9 Burg, Savana	FR Stevens Point	1:00.01	2
10 Vogele, Anetha	FR Stevens Point	1:00.03	2
11 Jillson, Ellie	FR La Crosse	1:00.15	3
12 Rahn, Payton	SR Ripon	1:00.23	3
13 Hansen, Sarah	FR River Falls	1:00.44	3
14 Ayd, Anna	FR La Crosse	1:00.65	3

15 Bennett, Jady	FR Winona State	1:01.29	4
16 Knapp, Katelyn	FR Stout	1:01.47	3
17 Armstrong, Riley	SO Eau Claire	1:01.61	3
18 Constable, Mackenzie	FR Stevens Point	1:01.64	1
19 Jones, Megan	FR Eau Claire	1:01.66	2
20 Schunk, Claudia	SO Viterbo	1:01.99	1
21 Murphy, Ava	FR Eau Claire	1:02.03	1
22 Klobucar, Shelby	FR Stevens Point	1:02.29	2
23 Mangold, Addie	FR Eau Claire	1:02.39	2
24 Danner, Chelsea	FR Eau Claire	1:03.24	2
25 Trieloff, Ellie	FR Eau Claire	1:03.46	2
26 Kemper, Aimee	FR Viterbo	1:04.41	2
27 Parker, Addie	FR Wartburg	1:04.89	2
28 Polka, Drue	SO Oshkosh	1:06.01	1
29 Dobeck, Jayda	FR Oshkosh	1:08.05	1

Women 800 Meter Run

Name	Yr School	Finals	H# Pts
Finals			
1 Demco, Zanzie	SR Oshkosh	2:13.75	5 10
2 Beyer, Kaylee	SO Winona State	2:13.84	5 8
3 Schueth, Anna	SO Eau Claire	2:14.55	5 6
4 Geisness, Libby	JR Oshkosh	2:17.48	5 5
5 Fisher, Aubrie	SO Wartburg	2:17.90	5 4
6 Judd, Kylie	SO Eau Claire	2:20.24	4 3
7 Meyer, Ellie	FR Wartburg	2:20.50	4 2
8 Hirsch, Michelle	SR Eau Claire	2:21.52	5 1
9 Phelan, Erin	FR Wartburg	2:22.54	5
10 Hady, Mikayla	FR Eau Claire	2:22.73	4
11 Morey, Jenna	FR Wartburg	2:24.09	5
12 Fuerstenberg, Taylor	SO Stevens Point	2:24.73	4
13 Mast, Annie	SO Wartburg	2:25.06	4
14 Ruch, Brielle	FR Wartburg	2:26.20	4
15 Swanson, Anna	JR Saint Mary's	2:26.43	4
16 Wilson, Daisy	SO Oshkosh	2:27.13	4
17 Thomas, Vanessa	SO Viterbo	2:28.44	3
18 Adam, Madelyn	SO Viterbo	2:29.62	3
19 Engebretson, Grace	SO Ripon	2:29.78	3
20 Chapin, Lauren	FR Eau Claire	2:30.09	3
21 Leinfelder, Sophie	SO Viterbo	2:30.85	3
22 Mueller, Jerica	FR Viterbo	2:31.72	3
23 Langlois, Sarah	SO River Falls	2:32.27	3
24 Braunlich, Sammy	SO River Falls	2:36.55	3
25 Bertram, Madison	FR Oshkosh	2:37.89	2
26 Campbell, Lauren	JR Msoe	2:40.12	2
27 Chyma, Alyssa	FR Wartburg	2:44.36	2
28 King, Natalie	JR Ripon	2:46.00	1
29 Cismoski-Martens, Tai	SO Superior	2:51.78	1
30 Alderson, Lili	SO Ripon	3:00.36	1
31 Antonio-Reyes, Jazmii	FR Ripon	3:20.49	1

Women 1500 Meter Run

Name	Yr School	Finals	H# Pts
Finals			
1 Hannan, Maddie	SO La Crosse	4:37.56	4 10
2 Shult, Carolyn	SO Eau Claire	4:38.68	4 8

**Phil Esten Challenge @ UW - La Crosse
Veterans Memorial Stadium**

Finals ... (Women 1500 Meter Run)

Name	Yr School	Finals	H# Pts
3 Malooly, Emma	JR La Crosse	4:39.57	4 6
4 Taylor, McKenna	SO Winona State	4:41.96	4 5
5 Wellhausen, Brooke	JR Stevens Point	4:43.79	4 4
6 Fassbender, Paige	FR Whitewater	4:44.90	4 3
7 Brown, Lexi	JR Wartburg	4:50.74	4 2
8 Koehler, Greta	SO La Crosse	4:53.04	4 1
9 Forman, Christi	FR Eau Claire	4:54.64	4
10 Benzing, Meygan	JR Oshkosh	4:56.09	4
11 Geisness, Libby	JR Oshkosh	4:57.98	4
12 Carviou, Kimberly	JR La Crosse	5:01.16	4
13 Thomas, Dalie	FR Stout	5:03.35	4
14 Lammert, Brekkyn	FR Stout	5:07.05	3
15 Lehman, Amelia	SO Oshkosh	5:08.04	3
16 Morter, Moriah	JR Wartburg	5:08.15	4
17 Bloomquist, Ashley	SO Wartburg	5:09.07	3
18 Taarud, Sophia	FR Winona State	5:10.74	3
19 Meyer, Karlie	FR La Crosse	5:11.18	3
20 Fromelt, Andrea	JR Winona State	5:11.75	3
21 Donohue, Olivia	FR Stout	5:12.15	2
22 Schaeffer, Jennifer	SO La Crosse	5:12.55	3
23 Jaime Luevano, Arely	FR Stout	5:12.58	3
24 Weissinger, Allison	FR Eau Claire	5:12.93	3
25 Dahl, Morgan	FR Eau Claire	5:14.18	3
26 Kisgen, Marika	FR Eau Claire	5:14.19	3
27 Browne, Isabelle	FR Eau Claire	5:15.46	3
28 Thomas, Vanessa	SO Viterbo	5:16.87	2
29 Engebretson, Grace	SO Ripon	5:17.40	2
30 Kolb, Emily	SO Eau Claire	5:17.68	2
31 Prestholdt, Carissa	FR Eau Claire	5:17.84	3
32 Miller, Katie	JR Winona State	5:18.20 5:18.195	3
33 Kuechle, Cailyn	SO River Falls	5:18.20 5:18.200	3
34 Sherman, Kiki	FR Ripon	5:19.01	2
35 Adam, Madelyn	SO Viterbo	5:20.76	2
36 Harrison, Nicole	FR Stout	5:24.10	2
37 Pinkowski, Jane	SO Wartburg	5:25.02	3
38 Leinfelder, Sophie	SO Viterbo	5:26.08	2
39 Krahn, Olivia	FR Stout	5:27.40	2
40 Hagner, Paige	FR Oshkosh	5:27.58	2
41 Pakosz, Natalie	SO Ripon	5:28.85	2
42 Oxborough, Maddie	FR Stevens Point	5:30.21	1
43 Dieckman, Kate	FR Stout	5:30.24	2
44 Muenzenberger, Ashle	FR Winona State	5:30.58	2
45 Mueller, Jerica	FR Viterbo	5:31.31	2
46 Bley, Sabryn	FR Msoe	5:31.43	1
47 Olson, Bethany	FR Stevens Point	5:33.11	1
48 Smiley, Chloe	FR Stout	5:34.06	2
49 Berg, Meagan	FR Superior	5:36.06	1
50 Stewart, Molly	SO Msoe	5:38.74	1
51 Kelly, Amanda	FR River Falls	5:39.08	1
52 Mason, Izzi	FR River Falls	5:42.69	1
53 Knudson, Allegra	SO Wartburg	5:52.75	1
54 Mercado, Marina	SO Clarke	5:53.68	2
55 Stumpf, Jaclyn	FR River Falls	5:55.62	1
56 Lemke, Kayla	FR Stout	5:57.20	1

57 Cismoski-Martens, Tai	SO Superior	6:03.34	1
58 Chyma, Alyssa	FR Wartburg	6:06.72	1
59 McNeely, Natalie	FR Ripon	6:08.40	1
60 Boerner, Tea	FR Superior	6:17.06	1
61 Barker, Halle	FR Superior	6:28.00	1
--- Koenecke, Claire	Unattached	XDNF	4

Women 5000 Meter Run

Name	Yr School	Finals	H# Pts
Finals			
1 Hendrickson, Alli	JR Winona State	18:30.91	10
2 Laudenbach, Maria	FR River Falls	18:38.80	8
3 Rodman, Kaitlyn	SO Msoe	19:42.00	6
4 Hoffman, Rachel	SO Winona State	19:48.21	5
5 Bickler, Rory	SO Clarke	20:02.46	4
6 Oxborough, Ani	FR Stevens Point	20:27.13	3
7 Beauchaine, Lauren	SO La Crosse	20:35.55	2
8 Greelis, Maddie	SO River Falls	20:54.77	1
9 Immer, Jessica	FR La Crosse	21:21.13	
10 Young, Lauren	SO Oshkosh	21:40.05	
11 Scanlon, Jeanna	FR Superior	22:14.02	
12 Mahler, Greta	FR Ripon	22:16.08	

Women 10000 Meter Run

Name	Yr School	Finals	H# Pts
Finals			
1 Krouse, Rachel	FR Stevens Point	35:21.11	2 10
2 Keene, Ashton	SR Oshkosh	35:52.79	2 8
3 Bennett, Susannah	JR Wheaton	36:29.28	2 6
4 Faris, Katie	JR Eau Claire	36:44.22	2 5
5 Jeffers, Rachel	SR La Crosse	36:49.72	2 4
6 Long, Naomi	JR Eau Claire	37:22.02	2 3
7 Marks, Kendall	SR Msoe	37:30.85	2 2
8 Lovejoy, Jenna	FR La Crosse	37:33.81	2 1
9 Hertz, Anna	JR Wartburg	37:42.22	2
10 Chadwick, Katelyn	FR La Crosse	37:49.52	2
11 Marshall, Kaylan	JR La Crosse	37:51.35	2
12 Sweeney, Maddy	SR La Crosse	37:56.77	2
13 Vantassel, Maddy	SO La Crosse	37:59.69	2
14 Anderson, Julia	SO La Crosse	38:20.79	2
15 Mueller, Charlotte	SO La Crosse	38:52.97	2
16 Carlson, Addy	SO Wartburg	38:55.87	2
17 Meyer, Emma	SR Parkside	38:56.47	2
18 Harms, Josie	FR Bethel	39:22.60	1
19 Bero, Hannah	FR La Crosse	39:34.25	2
20 Moorjani, Raina	FR Bethel	39:34.62	1
21 Meyer, Libby	FR Stout	39:35.28	1
22 Trzebiatowski, Jenna	FR Eau Claire	39:40.33	1
23 Sim, Katherine	SO Parkside	39:44.26	1
24 Ehrhart, Irene	FR Edgewood	39:53.91	1
25 Gage, Catie	FR Stevens Point	39:54.96	1
26 Hardwick, Laura	FR Bethel	40:03.31	1
27 Freed, Greta	FR St. Cloud State	40:14.99	1
28 Olson, Vanessa	FR Stevens Point	40:25.48	1
29 Helgeson, Gwen	JR St. Thomas	40:29.45	1
30 Larsen-Schmidt, Graci	FR St. Olaf	40:39.11	1

**Phil Esten Challenge @ UW - La Crosse
Veterans Memorial Stadium**

Finals ... (Women 10000 Meter Run)

Name	Yr School	Finals	H# Pts
31 Denamur, Ali	FR Ripon	40:39.78	1
32 Franklin, Olivia	FR Stevens Point	40:51.55	1
33 Sams, Lexy	SO Parkside	40:53.85	1
34 Guenther, Emma	SO Stevens Point	40:59.27	1
35 Greymont, Olivia	FR Stevens Point	41:08.15	1
36 Urban, Lauren	JR Oshkosh	41:30.35	1
37 McDonough, Brenna	SO Viterbo	41:40.33	1
38 Cavanaugh, Jill	FR Whitewater	41:47.21	1
39 Roberdeau, Libby	FR Hamline	41:55.92	1
40 Norvell, Seneca	JR St. Olaf	42:06.63	1
41 Kowal, Cambrie	FR St. Cloud State	42:08.17	1
42 Fricke, Sydney	SR Oshkosh	42:18.62	1
43 Adams, Charlotte	SO Hamline	42:21.30	1
44 Fliss, Hannah	SO Platteville	42:29.88	1
45 Klobe, Kendra	FR Saint Mary's	42:36.48	1
46 Cich, Tricia	JR Oshkosh	42:37.77	1
47 Long, McKendra	JR St. Thomas	42:43.38	1
48 Gorge, Caitlin	JR Platteville	43:06.29	1
49 Mitrovic, Dijana	SO Parkside	43:16.36	1
--- Kreier, Natalie	SO Platteville	DNF	1
--- Moore, Cheyenne	Unattached	X35:19.60	2
--- Jensen, Elise	Unattached	X36:21.39	2

Women 100 Meter Hurdles

Name	Yr School	Prelims	H# Pts
Preliminaries			
1 Lawrence, Emma	JR La Crosse	14.08	3 5.7
2 Zastrow, Hannah	FR Stout	14.16	2 5.4
3 Leum, Xana	SO Winona State	14.37	1 4.0
4 Johannsen, Jaryn	FR Eau Claire	14.90 14.892	1 4.0
5 Becker, Kylee	FR Winona State	14.90 14.898	1 4.0
6 McDowell, Brooke	SO La Crosse	14.99	2 5.4
7 Hughes, Christine	FR Stevens Point	15.04	3 5.7
8 Hinegardner, Sailor	JR Wartburg	15.05	1 4.0
9 Robertson, Kimi	SR River Falls	15.08	3 5.7
10 Holm, Hannah	FR La Crosse	15.17	2 5.4
11 Raths, Kaylie	FR Stout	15.40	2 5.4
12 Lambson, Aricka	SO Wartburg	15.54	2 5.4
13 Reichenberger, Hanna	FR Winona State	15.64	3 5.7
14 Hyatt, Adelynn	FR La Crosse	16.33	1 4.0
15 Veronen, Ashley	FR Viterbo	16.36	1 4.0
16 Johnson, Emma	FR Viterbo	16.60	1 4.0
17 Lehmann, Ryin	SO Wartburg	16.64	3 5.7
18 Durscher, Tess	SO Viterbo	16.81	2 5.4
19 Krueger, Adrienne	FR Stout	17.12	3 5.7
20 Shafer, Brooke	FR Wartburg	17.30	3 5.7
21 Jaecks, Alison	JR Viterbo	17.38	2 5.4
22 Aulwes, Lily	FR Wartburg	17.99	3 5.7
23 Foxhoven, Hailey	FR Wartburg	18.15	3 5.7
24 Haack, Jocelyn	SO Wartburg	18.55	2 5.4
25 Newman, Jessica	JR Superior	19.13	1 4.0
26 Kreuzer, Kenzy	FR Superior	19.93	2 5.4
27 Bush, Akyma	SO Wartburg	20.22	1 4.0

Women 100 Meter Hurdles

Name	Yr School	Finals	H# Pts
Finals			
1 Zastrow, Hannah	FR Stout	14.05	10
2 Lawrence, Emma	JR La Crosse	14.07	8
3 Leum, Xana	SO Winona State	14.40	6
4 McDowell, Brooke	SO La Crosse	14.80	5
5 Becker, Kylee	FR Winona State	15.03	4
6 Johannsen, Jaryn	FR Eau Claire	15.06	3
7 Hughes, Christine	FR Stevens Point	15.30	2
8 Hinegardner, Sailor	JR Wartburg	15.31	1
9 Robertson, Kimi	SR River Falls	15.33	1.9

Women 400 Meter Hurdles

Name	Yr School	Finals	H# Pts
Finals			
1 Schyvinck, Brooklyn	JR Winona State	1:03.18	3 10
2 Zeman, Kendall	JR Winona State	1:03.88	3 8
3 McSorley, Carson	JR Wartburg	1:04.32	3 6
4 Feit, Regan	FR Winona State	1:05.92	3 5
5 Kunze, Melanie	SO La Crosse	1:06.19	3 4
6 Holm, Hannah	FR La Crosse	1:06.82	2 3
7 McDowell, Brooke	SO La Crosse	1:06.95	3 2
8 Lipschultz, Lainey	SO Winona State	1:07.78	3 1
9 Becker, Kylee	FR Winona State	1:08.36	3
10 Kravick, Caitlin	FR Stevens Point	1:08.86	2
11 Johannsen, Jaryn	FR Eau Claire	1:09.60	3
12 Raths, Kaylie	FR Stout	1:09.91	2
13 Cole, Lexi	FR Stout	1:09.95	2
14 DeQuevedo, Alexxa	JR Superior	1:10.03	2
15 Durscher, Tess	SO Viterbo	1:11.60	2
16 Shafer, Brooke	FR Wartburg	1:12.79	2
17 Jiardini, Zena	FR River Falls	1:13.72	2
18 Bollis, MacKenzie	SO Msoe	1:14.18	2
19 Halbach, Megan	SO River Falls	1:15.34	2
20 Haack, Jocelyn	SO Wartburg	1:16.17	1
21 Aulwes, Lily	FR Wartburg	1:21.12	1
22 Kreuzer, Kenzy	FR Superior	1:26.52	1

Women 3000 Meter Steeplechase

Name	Yr School	Finals	H# Pts
Finals			
1 Felton, Mckayla	FR Stout	11:39.90	10
2 De La Cerda, Ari	FR Whitewater	11:44.29	8
3 Allemann, Paige	SO Stevens Point	11:45.86	6
4 Kachurik, Ashley	SO Eau Claire	11:55.50	5
5 Reisner, Sydney	FR Stout	12:36.34	4
6 Miller, Bethany	FR La Crosse	12:38.02	3
7 Lewis, Abby	SO Eau Claire	12:43.03	2
8 Koski, Nicole	SR Superior	12:49.27	1
9 Tuvey, Amanda	SO Saint Mary's	13:10.27	
10 Hirsch, Anya	SO Viterbo	13:14.69	
11 Bargender, Kassie	FR Eau Claire	13:29.28	
12 Puetz, Katelyn	SO Oshkosh	13:52.30	
13 Scheuer, Megan	SO Viterbo	15:32.54	

**Phil Esten Challenge @ UW - La Crosse
Veterans Memorial Stadium**

Finals ... (Women 3000 Meter Steeplechase)

Name	Yr School	Finals	H# Pts
14 York, Rebecca	FR Viterbo	16:19.29	

Women 4x100 Meter Relay

Team	Relay	Finals	H# Pts
Finals			
1 Wis.-La Crosse		47.09	2 10
2 Wis.-Eau Claire		47.71	2 8
3 Wartburg		48.41	2 6
4 Wis.-Oshkosh		48.69	2 5
5 Wis.-River Falls		48.76	2 4
6 Wis.-Oshkosh	B	48.99	1
7 Ripon		49.16	2 3
8 Wis.-Stevens Point		49.18	2 2
9 Wartburg	B	50.28	1
10 Viterbo		50.40	2 1
11 Wartburg	C	51.21	1
12 Saint Mary's (Minn.)		51.31	2
13 Wis.-Superior		54.38	2

Women 4x400 Meter Relay

Team	Relay	Finals	H# Pts
Finals			
1 Wis.-La Crosse		3:50.00	10
2 Wartburg		3:54.78	8
3 Wis.-La Crosse	B	3:57.52	
4 Wis.-Stevens Point		4:00.63	6
5 Wis.-Eau Claire		4:10.84	5
6 Wartburg	D	4:13.39	
7 Wartburg	B	4:18.43	
8 Wis.-Oshkosh		4:24.12	4
9 Wis.-River Falls		4:31.94	3

Women High Jump

Name	Yr School	Finals	H# Pts
Finals			
1 Christopher, Brea	SO Wartburg	1.66m 5-05.25	10
2 Todd, Macie	FR La Crosse	1.61m 5-03.25	8
3 Williams, Emily	FR Eau Claire	1.61m 5-03.25	6
4 Vanderhoef, Alia	FR La Crosse	1.56m 5-01.25	5
5 Zastrow, Hannah	FR Stout	1.56m 5-01.25	3.5
5 Amoth, Rachel	FR La Crosse	1.56m 5-01.25	3.5
7 Hansen, Maddie	FR La Crosse	1.51m 4-11.50	2
8 Weiker, Allison	SR Eau Claire	1.51m 4-11.50	1
9 Kendall, Miranda	FR Viterbo	1.51m 4-11.50	
9 Williamson, Ella	FR Eau Claire	1.51m 4-11.50	
11 Fitzgerald, Abbey	FR Eau Claire	1.46m 4-09.50	
12 Mitchell, Annie	FR La Crosse	1.46m 4-09.50	
13 Veronen, Ashley	FR Viterbo	1.41m 4-07.50	
14 Hyatt, Adelynn	FR La Crosse	1.41m 4-07.50	
15 Block, Kara	SO Ripon	1.41m 4-07.50	
15 Norman, Sydney	SO Clarke	1.41m 4-07.50	
17 Peyron, Grace	SO Viterbo	1.36m 4-05.50	
--- Owens, Olivia	FR La Crosse	NH	
--- Schmidt, Dinah	SO Ripon	NH	

Women Pole Vault

Name	Yr School	Finals	H# Pts
Finals			
1 Robertson, Kimi	SR River Falls	3.53m 11-07.00	9
1 Meidl, Abby	SO La Crosse	3.53m 11-07.00	9
3 Menzia, Grace	SO Msoe	3.53m 11-07.00	6
4 Gearin, Caroline	SO Saint Mary's	3.53m 11-07.00	4.5
4 Klocke, Kalli Jo	SO River Falls	3.53m 11-07.00	4.5
6 Missiaen, Liz	FR La Crosse	3.53m 11-07.00	3
7 Ruf, Lindsay	JR La Crosse	3.38m 11-01.00	1.5
7 Nuutinen, Bailey	SO Viterbo	3.38m 11-01.00	1.5
9 Morrison, Nina	FR La Crosse	3.38m 11-01.00	
10 Weiker, Allison	SR Eau Claire	3.38m 11-01.00	
11 Sorensen, Raegan	FR Stout	3.38m 11-01.00	
12 Hewitt, Kendra	FR La Crosse	3.23m 10-07.00	
12 Grant, Emma	FR Clarke	3.23m 10-07.00	
14 Fleeharty, Ayden	SO Eau Claire	3.23m 10-07.00	
15 Blagdon, Haley	FR Eau Claire	3.23m 10-07.00	
16 Johnson, Emma	FR Viterbo	3.08m 10-01.25	
17 Durscher, Tess	SO Viterbo	3.08m 10-01.25	
17 Christensen, Taylor	JR Oshkosh	3.08m 10-01.25	
19 Albers, Belle	SO Wartburg	2.93m 9-07.25	
20 Geszvain, Gabriella	SO Viterbo	2.78m 9-01.50	
21 Freire, Nathalie	SR Saint Mary's	2.78m 9-01.50	
21 Whitman, Riley	FR Eau Claire	2.78m 9-01.50	
--- Schnelle, Jasmine	FR Stevens Point	NH	
--- Warr, Emma	JR Oshkosh	NH	
--- O'Connell, Ashley	SO La Crosse	NH	
--- Alleman, Brooke	FR Stevens Point	NH	
--- Hintzman, Megan	SO River Falls	NH	

Women Long Jump

Name	Yr School	Finals	H# Pts
Finals			
1 LeFever, Lexi	JR River Falls	5.87m 19-03.25	3 10
2 Miller, Hannah	SR Stout	5.68m 18-07.75	3 8
3 Stelzner, Jessica	JR La Crosse	5.64m 18-06.00	3 6
4 Page, Madison	SO La Crosse	5.63m 18-05.75	3 5
5 Lord, Nicole	JR La Crosse	5.59m 18-04.25	3 4
6 Olson, Kaylee	SO Winona State	5.56m 18-03.00	3 3
7 Lockington, Ashlie	SO Winona State	5.52m 18-01.50	3 2
8 Klausler, Sydney	SR Saint Mary's	5.44m 17-10.25	3 1
9 Yeakel, Lana	SO Viterbo	5.40m 17-08.75	2 2.7
10 Knott, Daekota	FR Wartburg	5.36m 17-07.00	3 4.0
11 Barrett, Samantha	FR La Crosse	5.33m 17-06.00	3 2.0
12 Kalis, Paige	FR Eau Claire	5.22m 17-01.50	2 2.1
13 Vaassen, Mykenzie	JR La Crosse	5.18m 17-00.00	3 2.1
14 Block, Kara	SO Ripon	5.15m 16-10.75	2 3.3
15 Block, LaRissa	FR Stout	5.13m 16-10.00	2 2.3
16 Driscoll, Jenna	FR Stout	5.11m 16-09.25	2 1.4
17 Wagner, Alaina	SO Oshkosh	5.07m 16-07.75	3 4.3
18 Castelli, Rachel	JR Oshkosh	5.05m 16-07.00	2 1.6
19 Schreurs, Carly	FR La Crosse	5.04m 16-06.50	1 2.1
20 Jenneman, Vanessa	SO Oshkosh	5.02m 16-05.75	3 2.6
21 Houdek, Emma	FR Wartburg	4.95m 16-03.00	2 3.0

Phil Esten Challenge @ UW - La Crosse
Veterans Memorial Stadium

Finals ... (Women Long Jump)

Name	Yr School	Finals	H# Pts
22 Starzynski, Amanda	JR Oshkosh	4.93m 16-02.25	2 1.9
23 Spuhler, Gillian	SO Msoe	4.90m 16-01.00	2 1.7
24 Weber, Carly	FR Eau Claire	4.85m 15-11.00	2 2.3
25 Murphy, Ava	FR Eau Claire	4.82m 15-09.75	2 2.5
26 Maul, Lillian	SO Saint Mary's	4.80m 15-09.00	1 1.6
27 Jorgensen, Kate	FR Wartburg	4.78m 15-08.25	1 2.2
28 Best, Megan	SO Eau Claire	4.77m 15-07.75	2 4.8
29 Walker-Daniels, Kasy	SO Stevens Point	4.77m 15-07.75	1 1.9
30 Glaz, Andrea	FR Oshkosh	4.59m 15-00.75	1 1.7
31 Peyron, Grace	SO Viterbo	4.59m 15-00.75	2 1.8
32 Nicolai, Clara	FR Stout	4.58m 15-00.50	1 2.0
33 Valest, Amanda	FR Stout	4.58m 15-00.50	1 2.9
34 Foxhoven, Hailey	FR Wartburg	4.55m 14-11.25	2 2.8
35 DeQuevedo, Alexxa	JR Superior	4.42m 14-06.00	1 1.7
36 Scanlon, Jeanna	FR Superior	4.24m 13-11.00	1 0.9
37 Eder, Kaytlin	SO Clarke	3.90m 12-09.50	1 2.4
--- Bush, Akyma	SO Wartburg	FOUL	1
--- Gow, Leann	SR Superior	FOUL	2

Women Triple Jump

Name	Yr School	Finals	H# Pts
Finals			
1 Barrett, Samantha	FR La Crosse	12.20m 40-00.50	3 10
2 Christopher, Brea	SO Wartburg	12.12m 39-09.25	3 8
3 Knott, Daekota	FR Wartburg	11.97m 39-03.25	3 6
4 Keller, Miah	SO La Crosse	11.92m 39-01.25	3 5
5 Miller, Hannah	SR Stout	11.77m 38-07.50	3 4
6 Kochendorfer, Kady	SR Eau Claire	11.75m 38-06.75	3 3
7 Rizner, Madison	JR Winona State	11.66m 38-03.25	3 2
8 Reichenberger, Hanna	FR Winona State	11.66m 38-03.25	2 1
9 Frederixon, Kyla	SO La Crosse	11.56m 37-11.25	2 2.6
10 Stelzner, Jessica	JR La Crosse	11.50m 37-08.75	3 2.5
11 Caves, MacKenzie	SO Msoe	11.32m 37-01.75	2 3.8
12 Fitzgerald, Abbey	FR Eau Claire	11.26m 36-11.50	2 3.2
13 Kallenbach, Molly	FR Eau Claire	11.19m 36-08.50	2 4.6
14 Walker-Daniels, Kasy	SO Stevens Point	11.04m 36-02.75	3 2.8
15 Patnode, Kaylee	SO Winona State	10.96m 35-11.50	2 3.5
16 Driscoll, Jenna	FR Stout	10.84m 35-06.75	2 4.1
17 Hansen, Maddie	FR La Crosse	10.81m 35-05.75	3 2.6
18 Mangold, Addie	FR Eau Claire	10.71m 35-01.75	1 4.1
19 Spuhler, Gillian	SO Msoe	10.69m 35-01.00	2 5.0
20 Schreurs, Carly	FR La Crosse	10.63m 34-10.50	1 1.5
21 Johnson, Gabby	FR La Crosse	10.60m 34-09.50	1 1.8
22 Jorgensen, Kate	FR Wartburg	10.44m 34-03.00	1 2.2
23 Perez, Karina	SO Oshkosh	10.38m 34-00.75	1 2.4
24 Albers, Belle	SO Wartburg	10.17m 33-04.50	2 4.6
25 Stephani, Alexie	SO Viterbo	10.01m 32-10.25	2 2.4
26 Houdek, Emma	FR Wartburg	9.92m 32-06.50	1 4.8
27 Weber, Carly	FR Eau Claire	9.83m 32-03.00	1 3.3
28 Marquez, Torrance	FR Eau Claire	9.81m 32-02.25	1 2.1
29 Starzynski, Amanda	JR Oshkosh	9.75m 32-00.00	1 2.9
30 Konzen, Ruth	SO Viterbo	9.59m 31-05.75	1 2.0
31 Matos, Ariana	FR Stevens Point	9.45m 31-00.00	1 2.9

Women Shot Put

Name	Yr School	Finals	H# Pts
Finals			
1 Digman, Skye	JR La Crosse	14.66m 48-01.25	5 10
2 Fobbe, Catie	JR Eau Claire	13.65m 44-09.50	5 8
3 Huber, Mackenzie	FR Stout	13.38m 43-10.75	5 6
4 Hulstedt, Sarah	FR La Crosse	13.03m 42-09.00	5 5
5 Hicks, Gabby	SR Eau Claire	12.85m 42-02.00	4 4
6 Jensen, Morgan	FR Eau Claire	12.78m 41-11.25	4 3
7 Ploor, Demi	JR Stout	12.69m 41-07.75	5 2
8 Brecka, Brilyn	SO Stevens Point	12.46m 40-10.50	5 1
9 Wawrzyn, Katrina	FR Msoe	12.42m 40-09.00	2
10 Maslroff, Brenna	SO Oshkosh	12.19m 40-00.00	5
11 Larson, Ava	FR Msoe	12.06m 39-07.00	4
12 Behnke, Kayla	FR Eau Claire	11.94m 39-02.25	3
13 Smith, Anastasia	SO Ripon	11.93m 39-01.75	3
14 Walker, Evelyn	FR Eau Claire	11.92m 39-01.25	5
15 Marineau, Allie	SR Oshkosh	11.88m 38-11.75	4
16 Lueck, Makenzie	SO Stevens Point	11.85m 38-10.50	4
17 Ammons, Emma	SO Wartburg	11.85m 38-10.50	3
18 Kubes, Samantha	SO Saint Mary's	11.83m 38-09.75	4
19 Rosenbush, Jackie	SO River Falls	11.78m 38-07.75	3
20 Reicks, Kristen	SO Wartburg	11.77m 38-07.50	4
21 Beminio, Haley	FR Wartburg	11.57m 37-11.50	5
22 Hearson, Addie	FR Clarke	11.57m 37-11.50	2
23 Pickey, Lillian	FR Eau Claire	11.45m 37-06.75	3
24 Kane, Samantha	SO Clarke	11.39m 37-04.50	3
25 Digman, Alayna	FR La Crosse	11.33m 37-02.25	5
26 Meester, Lily	FR Wartburg	11.31m 37-01.25	5
27 Gullingsrud, Maren	JR Viterbo	11.18m 36-08.25	3
28 Otzelberger, Kalyn	SO Ripon	11.18m 36-08.25	4
29 Genz, Skyler	FR Oshkosh	11.10m 36-05.00	2
30 Mikkelson, Elizabeth	JR Msoe	11.10m 36-05.00	3
31 Corn, Lupe	FR Stevens Point	10.95m 35-11.25	2
32 Allen, Olivia	FR River Falls	10.84m 35-06.75	2
33 Lang, Miranda	SO Stevens Point	10.73m 35-02.50	3
34 Jones, Teagan	FR Eau Claire	10.53m 34-06.75	5
35 Saylor, Cheyanne	JR Ripon	10.52m 34-06.25	2
36 Deaver, Elise	JR Oshkosh	10.52m 34-06.25	4
37 Hemenway, Abby	FR Eau Claire	10.39m 34-01.25	3
38 Oomens, Ally	FR River Falls	10.33m 33-10.75	2
39 Stecher, Raina	FR Eau Claire	10.26m 33-08.00	3
40 Boze, Morgan	FR Msoe	10.26m 33-08.00	2
41 Blahnik, Bobbi	FR Oshkosh	10.25m 33-07.50	4
42 Hughlett, Kasha	JR Superior	10.10m 33-01.75	1
43 Graham, Jasmine	SO River Falls	9.97m 32-08.50	1
44 Thomas, Sydney	JR Msoe	9.91m 32-06.25	1
45 Wallendal, Morgan	FR Saint Mary's	9.86m 32-04.25	2
46 Moehn, Mariah	FR Stevens Point	9.85m 32-03.75	1
47 Murphy, Kaitlyn	SO Stevens Point	9.77m 32-00.75	1
48 Thiex, Madison	FR Eau Claire	9.48m 31-01.25	2
49 Erickson, Emma	FR Superior	9.47m 31-01.00	1
50 Williams, Nayesha	FR Stevens Point	9.42m 30-11.00	1
51 Leoni, Sam	FR Stout	9.41m 30-10.50	1
52 Hesse, Jillian	FR Stevens Point	9.19m 30-02.00	2

Phil Esten Challenge @ UW - La Crosse
Veterans Memorial Stadium

Finals ... (Women Shot Put)

Name	Yr School	Finals	H# Pts
53 Retzlaff, Amelia	FR Stevens Point	9.17m 30-01.00	1
54 Cabuyadao, Joey	FR Eau Claire	8.75m 28-08.50	2
55 Sparrow, Paige	SO Clarke	7.55m 24-09.25	1
--- Dade, Maria	SO Viterbo	FOUL	1
--- Beauchem, Marlie	FR Clarke	FOUL	1
--- Barrette, Micky	SR Oshkosh	FOUL	4
--- Sellen, Kailee	FR Eau Claire	FOUL	4

Women Discus Throw

Name	Yr School	Finals	H# Pts
Finals			
1 Hicks, Gabby	SR Eau Claire	43.77m 143-07	4 10
2 Behnke, Kayla	FR Eau Claire	43.14m 141-06	4 8
3 Digman, Skye	JR La Crosse	42.09m 138-01	4 6
4 Jones, Teagan	FR Eau Claire	38.11m 125-00	4 5
5 Carroll, Izzy	FR La Crosse	37.64m 123-06	4 4
6 Jensen, Morgan	FR Eau Claire	37.56m 123-03	4 3
7 Masloroff, Brenna	SO Oshkosh	36.66m 120-03	4 2
8 Otzelberger, Kalyn	SO Ripon	36.63m 120-02	4 1
9 Hemenway, Abby	FR Eau Claire	36.26m 118-11	3
10 Moehn, Mariah	FR Stevens Point	36.24m 118-11	3
11 Mikkelson, Elizabeth	JR Msoe	35.85m 117-07	2
12 Dryden, Payton	SO Viterbo	35.80m 117-05	4
13 Brecka, Brilyn	SO Stevens Point	34.86m 114-04	4
14 Barrette, Micky	SR Oshkosh	34.66m 113-08	4
15 Stecher, Raina	FR Eau Claire	34.40m 112-10	2
16 Rosenbush, Jackie	SO River Falls	34.26m 112-05	2
17 Smith, Anastasia	SO Ripon	34.15m 112-00	3
18 Haase, Katie	SO River Falls	34.06m 111-09	3
19 Huber, Mackenzie	FR Stout	33.92m 111-03	2
20 Walker, Evelyn	FR Eau Claire	33.76m 110-09	3
21 Lueck, Makenzie	SO Stevens Point	33.67m 110-05	3
22 Digman, Alayna	FR La Crosse	33.27m 109-02	2
23 Deaver, Elise	JR Oshkosh	33.19m 108-11	3
24 Marineau, Allie	SR Oshkosh	32.83m 107-08	2
25 Schneider, Payton	FR Stout	32.03m 105-01	3
26 Hughlett, Kasha	JR Superior	32.01m 105-00	2
27 Cabuyadao, Joey	FR Eau Claire	31.91m 104-08	2
28 Pearson, Lillian	FR Eau Claire	31.54m 103-06	4
29 Retzlaff, Amelia	FR Stevens Point	31.53m 103-05	1
30 Blahnik, Bobbi	FR Oshkosh	31.13m 102-01	3
31 Larson, Ava	FR Msoe	30.69m 100-08	3
32 Sellen, Kailee	FR Eau Claire	30.44m 99-10	1
33 Thiel, Vanessa	SO River Falls	30.36m 99-07	2
34 Wallendal, Morgan	FR Saint Mary's	29.78m 97-08	1
35 Thomas, Sydney	JR Msoe	29.70m 97-05	3
36 Murphy, Kaitlyn	SO Stevens Point	29.68m 97-04	2
37 Erickson, Emma	FR Superior	29.44m 96-07	1
38 Oomens, Ally	FR River Falls	29.29m 96-01	1
39 Kane, Samantha	SO Clarke	29.16m 95-08	3
40 Thiex, Madison	FR Eau Claire	28.84m 94-07	2
41 Kubes, Samantha	SO Saint Mary's	28.75m 94-04	1
42 Beauchem, Marlie	FR Clarke	28.58m 93-09	1
43 Gullingsrud, Maren	JR Viterbo	28.56m 93-08	2

44 Hickey, Addie	FR Clarke	27.53m 90-04	1
45 Wardynski, Holly	SO La Crosse	27.50m 90-03	1
46 Dade, Maria	SO Viterbo	27.48m 90-02	3
47 Corn, Lupe	FR Stevens Point	27.37m 89-09	1
48 Wawrzyn, Katrina	FR Msoe	25.68m 84-03	2
49 Allen, Olivia	FR River Falls	24.23m 79-06	1
50 Graham, Jasmine	SO River Falls	23.59m 77-05	1
51 Saylor, Cheyanne	JR Ripon	23.56m 77-03	1
--- Hesse, Jillian	FR Stevens Point	FOUL	4

Women Hammer Throw

Name	Yr School	Finals	H# Pts
Finals			
1 Digman, Skye	JR La Crosse	52.95m 173-09	5 10
2 Surprenant, Leah	SO La Crosse	52.30m 171-07	5 8
3 Ploor, Demi	JR Stout	50.41m 165-05	5 6
4 Masloroff, Brenna	SO Oshkosh	48.57m 159-04	5 5
5 Rushing, Amay	SO Stevens Point	46.72m 153-03	4 4
6 Gill, Hailey	JR Minnesota-Morris	46.22m 151-08	4 3
7 Beminiio, Haley	FR Wartburg	45.59m 149-07	4 2
8 Huber, Mackenzie	FR Stout	45.30m 148-07	5 1
9 Blahnik, Bobbi	FR Oshkosh	45.30m 148-07	4
10 Deaver, Elise	JR Oshkosh	45.09m 147-11	5
11 True, Emma	FR Wartburg	44.72m 146-09	5
12 Dryden, Payton	SO Viterbo	44.70m 146-08	3
13 Genz, Skyler	FR Oshkosh	44.68m 146-07	5
14 Lueck, Makenzie	SO Stevens Point	44.16m 144-10	4
15 Hughlett, Kasha	JR Superior	44.07m 144-07	5
16 Kane, Samantha	SO Clarke	43.70m 143-04	5
17 Meester, Lily	FR Wartburg	43.13m 141-06	4
18 McCartan, Grace	SO Wartburg	42.75m 140-03	3
19 Jones, Teagan	FR Eau Claire	42.55m 139-07	5
20 Digman, Alayna	FR La Crosse	42.27m 138-08	3
21 Hulstedt, Sarah	FR La Crosse	41.85m 137-04	3
22 Smith, Caitlynn	JR Wartburg	41.50m 136-02	3
23 Sellen, Kailee	FR Eau Claire	40.81m 133-11	3
24 Otzelberger, Kalyn	SO Ripon	40.72m 133-07	3
25 Marineau, Allie	SR Oshkosh	40.65m 133-04	5
26 Gullingsrud, Maren	JR Viterbo	40.39m 132-06	3
27 Wardynski, Holly	SO La Crosse	40.39m 132-06	4
28 Hesse, Jillian	FR Stevens Point	40.33m 132-04	4
29 Saylor, Cheyanne	JR Ripon	39.67m 130-02	2
30 Rosenbush, Jackie	SO River Falls	39.60m 129-11	3
31 Pearson, Lillian	FR Eau Claire	39.36m 129-02	4
32 Schneider, Payton	FR Stout	39.18m 128-06	4
33 Haase, Katie	SO River Falls	39.08m 128-02	2
34 Beauchem, Marlie	FR Clarke	39.06m 128-02	4
35 Kubes, Samantha	SO Saint Mary's	38.90m 127-07	4
36 Jochumsen, Tara	FR Wartburg	38.83m 127-05	3
37 Erickson, Emma	FR Superior	38.63m 126-09	3
38 Retzlaff, Amelia	FR Stevens Point	38.14m 125-01	2
39 Larson, Ava	FR Msoe	37.81m 124-00	3
40 Thiex, Madison	FR Eau Claire	37.36m 122-07	1
41 Stecher, Raina	FR Eau Claire	36.91m 121-01	2
42 Graham, Jasmine	SO River Falls	36.57m 120-00	2
43 Hickey, Addie	FR Clarke	34.82m 114-03	2

**Phil Esten Challenge @ UW - La Crosse
Veterans Memorial Stadium**

Finals ... (Women Hammer Throw)

Name	Yr School	Finals	H# Pts
44 Walker, Evelyn	FR Eau Claire	34.65m 113-08	2
45 Mikkelsen, Elizabeth	JR Msoe	34.35m 112-08	4
46 Barrette, Micky	SR Oshkosh	33.81m 110-11	2
47 Dade, Maria	SO Viterbo	33.53m 110-00	2
48 Thomas, Sydney	JR Msoe	33.41m 109-07	2
49 Lang, Miranda	SO Stevens Point	33.38m 109-06	2
50 Leoni, Sam	FR Stout	32.93m 108-00	1
51 Oomens, Ally	FR River Falls	32.69m 107-03	1
52 Thiel, Vanessa	SO River Falls	31.88m 104-07	2
53 Kiefer, Callie	SO Viterbo	31.53m 103-05	1
54 Williams, Nayesha	FR Stevens Point	30.90m 101-04	1
55 Cabuyadao, Joey	FR Eau Claire	30.25m 99-03	1
56 Murphy, Kaitlyn	SO Stevens Point	29.82m 97-10	1
57 Becker, Anna	FR Saint Mary's	29.38m 96-05	1
58 Moehn, Mariah	FR Stevens Point	26.10m 85-07	1
59 Flairty, Kaelyn	JR Ripon	24.28m 79-08	1
60 Sparrow, Paige	SO Clarke	23.01m 75-06	2
--- Wallendal, Morgan	FR Saint Mary's	FOUL	1
--- Smith, Anastasia	SO Ripon	FOUL	3
--- Behnke, Kayla	FR Eau Claire	FOUL	1
--- Corn, Lupe	FR Stevens Point	FOUL	2
--- Fobbe, Catie	JR Eau Claire	FOUL	5
--- Jensen, Morgan	FR Eau Claire	FOUL	3
--- Brecka, Brilyn	SO Stevens Point	FOUL	4

Women Javelin Throw

Name	Yr School	Finals	H# Pts
Finals			
1 Swanson, Anna	JR Saint Mary's	41.39m 135-09	3 10
2 Jacobs, Brenna	JR Wartburg	40.30m 132-03	3 8
3 Moes, Jenica	SR Minnesota-Morris	39.49m 129-07	3 6
4 Johnson, Gabby	FR La Crosse	36.86m 120-11	3 5
5 Sorensen, Raegan	FR Stout	34.52m 113-03	3 4
6 Patnode, Kaylee	SO Winona State	34.39m 112-10	3 3
7 Miller, Hannah	SR Stout	33.79m 110-10	3 2
8 Knott, Daekota	FR Wartburg	33.36m 109-05	3 1
9 Kane, Samantha	SO Clarke	32.76m 107-06	2
10 Flairty, Kaelyn	JR Ripon	32.42m 106-04	3
11 DeQuevedo, Alexxa	JR Superior	31.57m 103-07	2
12 Freire, Nathalie	SR Saint Mary's	31.49m 103-04	2
13 Cole, Lexi	FR Stout	31.08m 102-00	1
14 Volz, Cara	SR Oshkosh	31.00m 101-08	3
15 Ploor, Demi	JR Stout	30.65m 100-07	3
16 Elmhurst, Carley	JR La Crosse	30.59m 100-04	3
17 Haase, Katie	SO River Falls	29.53m 96-10	3
18 Deaver, Elise	JR Oshkosh	29.12m 95-06	3
19 Vanderhoef, Alia	FR La Crosse	28.82m 94-07	2
20 Moehn, Mariah	FR Stevens Point	28.59m 93-09	2
21 Johnson, Kaydee	FR La Crosse	28.44m 93-04	1
22 Thiel, Vanessa	SO River Falls	27.54m 90-04	2
23 Retzlaff, Amelia	FR Stevens Point	27.36m 89-09	2
24 Hyatt, Adelynn	FR La Crosse	26.46m 86-10	1
25 Eder, Kaytlin	SO Clarke	26.12m 85-08	2
26 Hughlett, Kasha	JR Superior	24.56m 80-07	1

27 Schmidt, Dinah	SO Ripon	24.39m 80-00	1
28 Schreier, Annie	FR Winona State	24.26m 79-07	2
29 Ostrowski, Rebecca	FR Stevens Point	23.60m 77-05	1
30 Barrette, Micky	SR Oshkosh	23.35m 76-07	1
31 Kiefer, Callie	SO Viterbo	22.74m 74-07	2
32 Feit, Regan	FR Winona State	22.72m 74-06	1
33 Becker, Anna	FR Saint Mary's	21.40m 70-02	1
34 Gray, Kynaeda	SO Ripon	21.22m 69-07	2
35 Rath, Kaylie	FR Stout	20.57m 67-06	1
36 Schnelle, Jasmine	FR Stevens Point	20.01m 65-08	1
37 Erickson, Emma	FR Superior	19.95m 65-05	1
38 Sparrow, Paige	SO Clarke	15.90m 52-02	1
--- Hickey, Addie	FR Clarke	FOUL	1

Heptathlon: #4 Women 200 Meter Dash Heptathlon

Name	Yr School	Finals	H# Pts
Finals			
1 Zenkovich, Hannah	JR La Crosse	25.72	3 822
2 Booker, Emilee	FR Eau Claire	26.37	3 765
3 Kindt, Riley	SO Oshkosh	26.55	1 750
4 Rottier, Lauren	SR St. Norbert	26.67	3 740
5 Kautz, Jane	SO Eau Claire	27.28	3 689
6 Semerad, Gabby	SO Eau Claire	27.41	3 678
7 Anderson, Allison	FR La Crosse	27.48	3 672
8 Kemstra, Jessica	FR Eau Claire	28.14	2 620
9 Gruen, Emma	FR Eau Claire	28.69	2 577
10 Munson, Hannah	FR Stevens Point	28.75	1 573
11 Momont, Amanda	FR Stevens Point	29.20	2 539
12 Flesch, Caroline	JR Ripon	29.43	2 523
13 Finn, Bridget	JR Ripon	29.66	2 506
14 Gyllander, Lilly	FR Eau Claire	29.68	1 505
15 Hess, Natasha	FR Stevens Point	30.06	1 478
16 Shamion, Jordan	FR Stevens Point	30.70	1 434

Heptathlon: #7 Women 800 Meter Run Heptathlon

Name	Yr School	Finals	H# Pts
Finals			
1 Anderson, Allison	FR La Crosse	2:28.32	714
2 Kautz, Jane	SO Eau Claire	2:28.43	713
3 Zenkovich, Hannah	JR La Crosse	2:28.84	707
4 Booker, Emilee	FR Eau Claire	2:34.55	637
5 Semerad, Gabby	SO Eau Claire	2:36.48	614
6 Gruen, Emma	FR Eau Claire	2:37.38	603
7 Munson, Hannah	FR Stevens Point	2:37.55	601
8 Kemstra, Jessica	FR Eau Claire	2:38.77	587
9 Shamion, Jordan	FR Stevens Point	2:40.16	571
10 Rottier, Lauren	SR St. Norbert	2:43.61	532
11 Kindt, Riley	SO Oshkosh	2:44.63	521
12 Gyllander, Lilly	FR Eau Claire	2:45.69	509
13 Finn, Bridget	JR Ripon	2:46.50	501
14 Flesch, Caroline	JR Ripon	2:51.94	444
15 Hess, Natasha	FR Stevens Point	2:54.46	418
16 Momont, Amanda	FR Stevens Point	3:03.22	336
--- Hazel, Moira	JR Concordia-StPaul	DNF	

**Phil Esten Challenge @ UW - La Crosse
Veterans Memorial Stadium**

Heptathlon: #1 Women 100 Meter Hurdles Heptathl

Name	Yr School	Finals	H# Pts
Finals			
1	Zenkovich, Hannah	JR La Crosse	14.40 4 923
2	Kindt, Riley	SO Oshkosh	14.72 4 879
3	Booker, Emilee	FR Eau Claire	14.93 4 851
4	Rottier, Lauren	SR St. Norbert	15.77 4 743
5	Anderson, Allison	FR La Crosse	16.17 3 694
6	Gruen, Emma	FR Eau Claire	16.67 3 634
7	Semerad, Gabby	SO Eau Claire	16.68 3 633
8	Kautz, Jane	SO Eau Claire	16.78 2 622
9	Shamion, Jordan	FR Stevens Point	17.57 2 534
10	Gyllander, Lilly	FR Eau Claire	17.68 3 522
11	Finn, Bridget	JR Ripon	18.06 2 482
12	Hess, Natasha	FR Stevens Point	18.38 1 450
13	Kemstra, Jessica	FR Eau Claire	18.57 2 431
14	Flesch, Caroline	JR Ripon	19.50 1 345
15	Munson, Hannah	FR Stevens Point	19.62 1 335
16	Momont, Amanda	FR Stevens Point	20.22 1 284

Heptathlon: #2 Women High Jump Heptathlon

Name	Yr School	Finals	H# Pts
Finals			
1	Zenkovich, Hannah	JR La Crosse	1.57m 5-01.75 2 701
1	Rottier, Lauren	SR St. Norbert	1.57m 5-01.75 2 701
1	Kindt, Riley	SO Oshkosh	1.57m 5-01.75 2 701
4	Kautz, Jane	SO Eau Claire	1.51m 4-11.50 2 632
4	Gruen, Emma	FR Eau Claire	1.51m 4-11.50 2 632
4	Momont, Amanda	FR Stevens Point	1.51m 4-11.50 1 632
7	Anderson, Allison	FR La Crosse	1.48m 4-10.25 2 599
7	Semerad, Gabby	SO Eau Claire	1.48m 4-10.25 1 599
7	Shamion, Jordan	FR Stevens Point	1.48m 4-10.25 1 599
10	Booker, Emilee	FR Eau Claire	1.45m 4-09.00 1 566
10	Flesch, Caroline	JR Ripon	1.45m 4-09.00 2 566
10	Finn, Bridget	JR Ripon	1.45m 4-09.00 2 566
13	Gyllander, Lilly	FR Eau Claire	1.42m 4-07.75 1 534
14	Kemstra, Jessica	FR Eau Claire	1.39m 4-06.75 1 502
15	Hess, Natasha	FR Stevens Point	1.36m 4-05.50 1 470
16	Munson, Hannah	FR Stevens Point	1.30m 4-03.25 1 409

Heptathlon: #5 Women Long Jump Heptathlon

Name	Yr School	Finals	H# Pts
Finals			
1	Zenkovich, Hannah	JR La Crosse	5.70m 18-08.50 759
2	Kindt, Riley	SO Oshkosh	5.32m 17-05.50 648
3	Booker, Emilee	FR Eau Claire	5.25m 17-02.75 628
4	Semerad, Gabby	SO Eau Claire	5.19m 17-00.50 612
5	Rottier, Lauren	SR St. Norbert	5.12m 16-09.75 592
6	Gruen, Emma	FR Eau Claire	5.02m 16-05.75 565
7	Momont, Amanda	FR Stevens Point	5.01m 16-05.25 562
8	Anderson, Allison	FR La Crosse	4.89m 16-00.50 530
9	Kautz, Jane	SO Eau Claire	4.87m 15-11.75 524
10	Munson, Hannah	FR Stevens Point	4.69m 15-04.75 477
11	Gyllander, Lilly	FR Eau Claire	4.68m 15-04.25 474
12	Finn, Bridget	JR Ripon	4.46m 14-07.75 418

13	Flesch, Caroline	JR Ripon	4.37m 14-04.00 396
14	Shamion, Jordan	FR Stevens Point	4.34m 14-03.00 388
15	Kemstra, Jessica	FR Eau Claire	4.27m 14-00.25 371
16	Hess, Natasha	FR Stevens Point	4.14m 13-07.00 340

Heptathlon: #3 Women Shot Put Heptathlon

Name	Yr School	Finals	H# Pts
Finals			
1	Rottier, Lauren	SR St. Norbert	11.16m 36-07.50 606
2	Kemstra, Jessica	FR Eau Claire	10.71m 35-01.75 576
3	Zenkovich, Hannah	JR La Crosse	10.54m 34-07.00 565
4	Momont, Amanda	FR Stevens Point	10.37m 34-00.25 554
5	Kindt, Riley	SO Oshkosh	10.23m 33-06.75 545
6	Kautz, Jane	SO Eau Claire	9.85m 32-03.75 520
7	Shamion, Jordan	FR Stevens Point	9.81m 32-02.25 517
8	Finn, Bridget	JR Ripon	9.80m 32-02.00 516
9	Gruen, Emma	FR Eau Claire	9.68m 31-09.25 509
10	Booker, Emilee	FR Eau Claire	9.43m 30-11.25 492
11	Flesch, Caroline	JR Ripon	9.15m 30-00.25 474
12	Semerad, Gabby	SO Eau Claire	8.87m 29-01.25 456
13	Anderson, Allison	FR La Crosse	8.80m 28-10.50 451
14	Gyllander, Lilly	FR Eau Claire	7.66m 25-01.75 377
15	Munson, Hannah	FR Stevens Point	7.48m 24-06.50 366
16	Hess, Natasha	FR Stevens Point	6.60m 21-08.00 309

Heptathlon: #6 Women Javelin Throw Heptathlon

Name	Yr School	Finals	H# Pts
Finals			
1	Rottier, Lauren	SR St. Norbert	38.14m 125-01 632
2	Zenkovich, Hannah	JR La Crosse	34.18m 112-02 556
3	Momont, Amanda	FR Stevens Point	32.72m 107-04 528
4	Gruen, Emma	FR Eau Claire	29.64m 97-03 470
5	Kemstra, Jessica	FR Eau Claire	29.50m 96-09 467
6	Shamion, Jordan	FR Stevens Point	28.39m 93-02 446
7	Gyllander, Lilly	FR Eau Claire	28.15m 92-04 442
8	Anderson, Allison	FR La Crosse	28.12m 92-03 441
9	Kindt, Riley	SO Oshkosh	27.84m 91-04 436
10	Semerad, Gabby	SO Eau Claire	25.08m 82-03 384
11	Flesch, Caroline	JR Ripon	24.94m 81-10 381
12	Finn, Bridget	JR Ripon	24.64m 80-10 376
13	Kautz, Jane	SO Eau Claire	23.61m 77-05 356
14	Munson, Hannah	FR Stevens Point	23.40m 76-09 352
15	Booker, Emilee	FR Eau Claire	19.73m 64-09 284
16	Hess, Natasha	FR Stevens Point	19.48m 63-11 279

Women Heptathlon

Name	Yr School	Finals	H# Pts
Finals			
1	Zenkovich, Hannah	JR La Crosse	5033 10
2	Rottier, Lauren	SR St. Norbert	4546 8
3	Kindt, Riley	SO Oshkosh	4480 6
4	Booker, Emilee	FR Eau Claire	4223 5
5	Anderson, Allison	FR La Crosse	4101 4
6	Kautz, Jane	SO Eau Claire	4056 3
7	Gruen, Emma	FR Eau Claire	3990 2
8	Semerad, Gabby	SO Eau Claire	3976 1

**Phil Esten Challenge @ UW - La Crosse
Veterans Memorial Stadium**

Finals ... (Women Heptathlon)

	Name	Yr School	Finals	H# Pts
9	Kemstra, Jessica	FR Eau Claire	3554	
10	Shamion, Jordan	FR Stevens Point	3489	
11	Momont, Amanda	FR Stevens Point	3435	
12	Finn, Bridget	JR Ripon	3365	
13	Gyllander, Lilly	FR Eau Claire	3363	
14	Flesch, Caroline	JR Ripon	3129	
15	Munson, Hannah	FR Stevens Point	3113	
16	Hess, Natasha	FR Stevens Point	2744	



			H# Pts
Women - Team Rankings - 21 Events Scored			
1)	Wis.-La Crosse		227
2)	Wis.-Eau Claire		112
3)	Winona State		93
4)	Wartburg		72
5)	Wis.-Stout		68.5
6)	Wis.-Oshkosh		52
7)	Wis.-Stevens Point		48
8)	Wis.-River Falls		45.5
9)	Saint Mary's (Minn.)		15.5
10)	MSOE		14
11)	Ripon		12
12)	Wis.-Whitewater		11
13)	Minnesota-Morris		9
14)	St. Norbert		8
15)	Viterbo		7.5
16)	Wheaton (Ill.)		6
17)	Clarke		4
18)	Wis.-Superior		1

Women's Tr ▾



WTRACK
04.22 FINAL



Saint Mary's

Phil Esten Challenge



WTRACK
04.23 FINAL



Saint Mary's

Phil Esten Challenge



WOMEN'S TRACK & FIELD

Questionnaire Roster More +



Swanson places 13th at Drake Relays

4/29/2022 1:10:00 PM



By: **DONNY NADEAU**, Saint Mary's Sports Information Director | dnadeau@smumn.edu

DES MOINES, Iowa — For the second time this season, [Anna Swanson](#) (Osceola, Wis.) found herself toeing the line in the javelin throw against competitors from all three NCAA divisions.

And for the second time this season, the Saint Mary's University junior more than held her own.

Swanson delivered a throw of 38.73 meters to place 13th in the javelin at the Drake Relays Friday afternoon. Swanson's effort was the second-best among NCAA Division III competitors behind St. Catherine's Bryanna Leverentz, who was 10th with a throw of 39.78 meters.

Nebraska's Maddie Harris won the event with a mark of 50.29 meters to easily outdistance teammate Mirta Kulisic, who owned a second-place throw of 48.64 meters.

Swanson and the Cardinals are back in action on Wednesday, when they head to St. Paul, Minn., for the St. Thomas Tommie Twilight — their last tune-up before the Minnesota Intercollegiate Athletic Conference Outdoor Championships, hosted by SMU, on May 13-14.

04.23.22

Swanson, Gearin, Curran lead way for SMU

04.22.22

Throwers take center stage at Phil Esten

04.15.22

Gearin, Bakalars lead way for Cardinals

04.09.22

Cardinals make plenty of noise at UW-L



Women's Tr ▾



WTRACK
05.04 FINAL



Saint Mary's



Tommie Twilight



WTRACK
05.06.22



Saint Mary's



Hamline Invitational



WOMEN'S TRACK & FIELD

[Questionnaire](#) [Roster](#) [More +](#)



Gearin, Bakalars, Curran pace Cardinals

5/4/2022 9:37:00 PM



ST. PAUL, Minn. — With one week remaining until the Minnesota Intercollegiate Athletic Conference Outdoor Championships, the Saint Mary's University track and field teams were looking to get in a little "fine-tuning" when they took to the track for Wednesday evenings Tommie

[GAMEDAY PREVIEW](#)

[MEET RESULTS \(PDF\)](#)

Twilight.

And fine-tune they did.

Led by the efforts of [Caroline Gearin](#) (Osceola, Wis.), Frankie Bakalars (La Crosse, Wis.), and Sean Curran (Appleton, Wis.), the Cardinals put together 21 Top 10 performances Wednesday evening during the non-team-scored event at the University of St. Thomas.

Gearin picked up a third-place showing in the pole vault (3.35 meters) and a fourth in the 400 (1:0.86), while Bakalars and Curran chipped in fifth-place efforts — Bakalars in the hammer throw (50.87 meters) and Curran in the discus (40.69m) — while Curran also delivered an eighth in the hammer (44.48m).

The Cardinal women also got sixth-place performances from [Abrianna Utgaard](#) (Star Prairie, Wis.) in the 400 (1:02.30), Lily Maul (Madelia, Minn.) in the 100 (13.38), [Sydney Klausler](#) (Lakeville, Minn.) in the long jump (4.88m), and [Anna Becker](#) (Cannon Falls, Minn.) in the javelin (23.24m), while [Samantha Kubes](#) (New Prague, Minn.) chipped in a seventh in the hammer (41.06m) and an eighth in shot put (11.17m), and [Morgan Wallenda](#) (Fond du Lac, Wis.) posted a ninth in discus (34.66m)

Chris Bulwa (Glenview, Ill.) picked up seventh-place finishes in both the triple jump (12.38m) and the 200 (23.58) for the Cardinal men, who also got sevenths from Quinn Steinbrecher (Holmen, Wis.) in the 1,500 (4:18.89), and Oliver Adamson (Rochester, Minn.) in the 400 (50.58) Brady Johnson (Elburn, Ill.) chipped in a pair of eighth-place performances in the triple jump (12.01m) and 200 (23.94), with Dan Cooper (Belle Plaine, Minn.) placing eighth in long jump (6.31m) and 10th in 100 (11.46), and Isaiah Brindamour (Hinckley, Minn.) and Coleton Strupp () collected a ninths in the 800 (2:00.30) and pole vault (3.65m), respectively.

Several of the Cardinals will be right back on the track on Friday, taking part in the Hamline Invitational in St. Paul, Minn., before both teams take part in the MIAC Outdoor Championships — hosted by Saint Mary's — on May 13-14.

04.29.22

Swanson places 13th at Drake Relays

04.23.22

Swanson, Gearin, Curran lead way for SMU

St. Thomas Tommie Twilight - 5/4/2022**University of St. Thomas****Results****Men 100 Meter Dash**

Name	Year	School	Finals	Wind	H#
Finals					
1 Carnes, Bradon		Unattached	10.12	0.3	1
2 Benjamin, Kion	SO	Minnesota	10.28	0.3	1
3 Afram, Gary	FR	St. Thomas	10.67	0.3	1
4 Tong, Julian	FR	Minnesota	10.73	0.3	1
5 Westmoreland, Aarron	JR	Minnesota	10.78	0.3	1
6 Arthur, Kevin	SO	St. Johns	10.79	0.3	1
7 Lopez, Gessael	SR	Mexico	10.82	0.7	2
8 Hopf, Isaiah	FR	St. Thomas	11.08	0.3	1
9 Martzahl, Alec	SO	St. Thomas	11.19	0.7	2
10 Cooper, Dan	SO	Saint Marys	11.46	0.7	2
11 Thomsen, Josh	FR	Hamline	11.49	1.1	3
12 Thomas, Reece	FR	Hamline	11.52	0.7	2
13 Strupp, Coleton	JR	Saint Marys	11.62	0.7	2
14 Collins, Adam	FR	St. Johns	12.04	1.1	3
15 Chose, Ean	FR	Hamline	12.06	1.1	3
16 Walton, De'Marco	FR	St. Johns	12.32	1.1	3
17 Burke, Benjamin	FR	St. Johns	12.36	1.1	3
-- Eben Ebai, Samuel	SO	St. Scholastica	FS	0.3	1

Men 200 Meter Dash

Name	Year	School	Finals	Wind	H#
1 Eben Ebai, Samuel	SO	St. Scholastica	21.75	0.7	1
2 Arthur, Kevin	SO	St. Johns	22.03	0.7	1
3 Lopez, Gessael	SR	Mexico	22.20	0.7	1
4 McNearny, Devin	FR	St. Olaf	23.18	0.1	2
5 Carlin, Nate	SO	St. Thomas	23.20	0.7	1
6 Fisher, Henry	SO	St. Olaf	23.43	0.7	1
7 Bulwa, Chris	FR	Saint Marys	23.58	0.1	2
8 Johnson, Brady	FR	Saint Marys	23.94	0.1	2
9 Gowin, Sawyer	NA	Unattached Ust	24.09	0.1	2
10 Wilkins, Tae'Vion	FR	Hamline	24.32	0.1	2
11 Burke, Benjamin	FR	St. Johns	25.38	0.1	3
12 Doll, Justin	FR	St. Johns	25.58	0.1	3

Men 400 Meter Dash

Name	Year	School	Finals	H#
1 Jennings, Colby	JR	Minnesota	47.81	1
2 Clerveaux, DeArius	FR	Minnesota	48.66	1
3 Boakye-Ansah, Brian	NA	Unattachd Mn	50.01	1
4 Clerveaux, Marquez	SO	Minnesota	50.11	1
5 Gifford, Maxwell	JR	St. Thomas	50.18	1
6 Eliason, Seth	JR	Minnesota	50.38	1
7 Adamson, Oliver	FR	Saint Marys	50.58	2
8 Bream, Calvin	SO	St. Thomas	50.67	1
9 Augustine, Devin	FR	Minnesota	50.71	2
10 Morrison, John	SO	St. Thomas	50.96	2
11 Conzemius, Ryan	FR	St. Johns	51.00	2
12 Warmington, Mitchell	NA	Unattached Ust	51.17	1

St. Thomas Tommie Twilight - 5/4/2022**University of St. Thomas****Results****...Men 400 Meter Dash**

13	Thedens, Mason	SR	St. Thomas	51.45	2
14	Hernandez, Jorge	FR	St. Johns	52.34	2
15	Nichols, Danny	JR	St. Olaf	52.75	3
16	Deutschlander, Pierre	SO	St. Johns	52.97	2
17	Schulz, Cameron	SO	St. Thomas	53.20	4
18	Gowin, Sawyer	NA	Unattached Ust	53.28	3
19	McCarty, Charlie	NA	Unattached Ust	53.79	4
20	Raddatz, Nate	SO	St. Thomas	53.84	3
21	May, Sam	FR	St. Thomas	54.23	4
22	Davis, Carson	FR	St. Johns	55.66	4

Men 800 Meter Run

Name	Year	School	Finals	H#
1	Fechner, Cole	SR Minnesota Duluth	1:51.76	1
2	Leonard, Christian	SR Minnesota Duluth	1:52.90	1
3	Allen, Tommy	FR St. Johns	1:54.56	1
4	Sevenich, Regan	NA Unattached Ust	1:56.34	1
5	Berg, Riley	SO St. Johns	1:57.18	1
6	Michalowicz, Peter	Unattached	1:57.92	1
7	Clausing, Nathan	SO St. Johns	1:57.98	1
8	Marsh, Jackson	FR St. Olaf	1:59.48	1
9	Brindamour, Isaiah	SO Saint Marys	2:00.30	1
10	Nemanich, Thomas	SO St. Johns	2:00.57	1
11	Thomas, Aidan	FR St. Johns	2:02.45	2
12	Rengo, Samuel	SO St. Johns	2:03.33	2
13	Sanderfoot, Matthew	SR Unattached	2:03.89	2
14	Fast, Justus	JR St. Johns	2:06.19	2
15	Witt, Lachlan	SO Macalester	2:06.41	2
16	Abbas, Rowen	Unattached	2:06.90	2
17	Ortiz, Raul	FR Hamline	2:07.17	2
18	Otto, Charlie	JR St. Johns	2:07.94	2
19	Lipke, Jacob	SO St. Johns	2:08.63	2
20	Baumeister, Mark	SR Macalester	2:08.84	2
21	Rabaey, Sam	FR St. Johns	2:13.97	2
22	Anderson, Josh	FR St. Johns	2:14.59	2
23	Harrison, Robert	FR St. Johns	2:21.12	2

Men 1500 Meter Run

Name	Year	School	Finals
1	Martinez, Fernando Danie	Mexico	3:47.27
2	Goodman, Leo	NA Unattachd Mn	3:48.72
3	Smith, Morey	JR St. Thomas	3:49.76
4	Hensel, Alexei	SO St. Johns	4:08.15
5	Kosche, Reuben	JR St. Olaf	4:14.40
6	Kloppner, Daniel	SO St. Johns	4:17.65
7	Steinbrecher, Quinn	SO Saint Marys	4:18.89
8	Kurtz, Michael	FR Hamline	4:21.37
9	Krause, Maxwell	JR St. Johns	4:25.10
10	Skinner, Alex	FR St. Johns	4:54.16
11	Frett, Emmett	FR Hamline	4:58.28
12	Karn, Andrew	FR St. Johns	5:04.82

St. Thomas Tommie Twilight - 5/4/2022**University of St. Thomas****Results****Men 5000 Meter Run**

Name	Year School	Finals
1 Larson, Patrick	Unattached	14:38.30
2 Boone, Calvin	FR St. Scholastica	14:43.22
3 Curtis, Ian	SO St. Olaf	14:45.86
4 Kelly, Will	SO St. Olaf	14:48.85
5 Massanari, Noah	SO St. Olaf	14:50.89
6 Caven, Charles	SO St. Thomas	14:55.85
7 DeWall, Lars	FR St. Scholastica	15:02.16
8 Munoz, Julian	SO St. Olaf	15:04.23
9 Skemp, Andrew	FR St. Olaf	15:09.06
10 Bowman, Henry	JR Carleton	15:10.79
11 Anderson, Harris	SO St. Thomas	15:15.17
12 Mendel, Ike	JR Bethel	15:17.62
13 Montresor, Kevin	SO St. Olaf	15:24.07
14 Lynn, David	SO St. Olaf	15:35.25
15 McCollor, Adam	NA Unattached Ust	15:38.16
16 Coffey, Olaf	FR St. Olaf	15:38.59
17 Crotteau, Ben	FR Macalester	15:39.50
18 Ihrke, Nick	FR Macalester	15:40.96
19 Ellefson-Carnes, Arne	SO St. Olaf	15:48.37
20 Lavey, Stephen	SR Carleton	15:54.56
21 St George, Aidan	SO Bethel	15:54.57
22 Vite, Mauricio	SO St. Olaf	15:55.35
23 Saari, William	FR Hamline	15:57.47
24 Aoki-Sherwood, Ben	JR Carleton	16:02.46
25 Shufro-Zletz, Jesse	SR Carleton	16:10.29
26 Useche, Mateo	SO Macalester	16:12.97
27 Nystrom, Kenyon	SR Carleton	16:24.72
28 Bartness, Dylan	FR St. Johns	16:32.87

Men 110 Meter Hurdles

Name	Year School	Finals	Wind	H#
1 Maack, Carter	JR St. Thomas	14.42	NWI	1
2 Anderson, Erik	SR St. Thomas	14.67	NWI	1
3 Kramarczuk, Lucas	SO St. Olaf	14.72	NWI	1
4 Duffing, Sam	FR St. Thomas	15.34	NWI	1
5 Minor, Bryon	NA Unattached Ust	15.54	NWI	1
6 Raddatz, Nate	SO St. Thomas	15.59	NWI	1
7 Nissen, Matthew	SO St. Olaf	16.28	NWI	2
8 Day, Logan	JR St. Olaf	16.54	NWI	2
9 Bassett, Jackson	FR St. Olaf	17.51	NWI	2
10 Schulz, Cameron	SO St. Thomas	18.12	NWI	2

Men 400 Meter Hurdles

Name	Year School	Finals
1 Sealock, Tyler	JR Bethel	53.65
2 Rosner, Jack	FR St. Thomas	54.32
3 Labine, Brady	JR St. Johns	54.36
4 Reicks, Jade	SR Minnesota	56.37
5 Maroushek, Mack	JR St. Johns	59.68

St. Thomas Tommie Twilight - 5/4/2022**University of St. Thomas****Results****Men 3000 Meter Steeplechase**

Name	Year School	Finals
1 Halla, Colton	JR St. Thomas	9:27.93
2 Goldsmith, Andy	JR St. Johns	9:37.55
3 Meyer, Nathan	JR St. Johns	9:51.59
4 Weeks, Tony	FR St. Thomas	10:20.12
5 Gathje, Joseph	FR St. Johns	10:22.19

Men 4x100 Meter Relay

School	Finals
1 St. Thomas 'A'	41.84
1) Carlin, Nate SO	2) Afram, Gary FR
3) Martzahl, Alec SO	4) Hopf, Isaiah FR
2 St. Olaf 'A'	44.10
1) Arnold, Dylan FR	2) Alada, Gabe SR
3) Fisher, Henry SO	4) McNearny, Devin FR
-- Minnesota 'A'	DNF
1) Westmoreland, Aarron JR	2) Benjamin, Kion SO
3) Tong, Julian FR	4) Jennings, Colby JR

Men 4x400 Meter Relay

School	Finals
1 St. Thomas 'A'	3:20.56
1) Bream, Calvin SO	2) Rosner, Jack FR
3) Gifford, Maxwell JR	4) Douville, Eric SR
2 St. Johns 'A'	3:34.45
1) Allen, Tommy FR	2) Berg, Riley SO
3) Hensel, Alexei SO	4) Gathje, Joseph FR

Men High Jump

Name	Year School	Finals
1 Madar, Yahya	SO Minnesota	2.00m
1.50 1.55 1.60 1.65 1.70 1.75 1.80 1.85 1.90 1.95 2.00 2.05		
P P P P P P P P O XO XXO XXX		
2 Clem, Grady	FR St. Thomas	1.85m
1.50 1.55 1.60 1.65 1.70 1.75 1.80 1.85 1.90		
P P P P P P P P O XXX		
2 May, Sam	FR St. Thomas	1.85m
1.50 1.55 1.60 1.65 1.70 1.75 1.80 1.85 1.90		
P P P P P P O O XXX		
4 Rademacher, Sam	JR St. Johns	J1.85m
1.50 1.55 1.60 1.65 1.70 1.75 1.80 1.85 1.90		
P P P P P P O XXO XXX		
5 McCarty, Charlie	NA Unattached Ust	1.70m
1.50 1.55 1.60 1.65 1.70 1.75 1.80		
P P P P O P XXX		
6 Frenzel, Charlie	FR Saint Marys	J1.70m
1.50 1.55 1.60 1.65 1.70 1.75		
O XO XXO O XO XXX		

St. Thomas Tommie Twilight - 5/4/2022**University of St. Thomas****Results****....Men High Jump**

7	Rosner, Jack	FR St. Thomas	1.65m
	1.50 1.55 1.60 1.65 1.70		
	P P XXO O XXX		

Men Pole Vault

Name	Year	School	Finals
1 Herauf, Mike	JR	Minnesota	5.05m
	3.35 3.65 3.95 4.10 4.25 4.40 4.55 4.70 4.85 5.05 5.20		
	P P P P P O O XO XXX		
2 Schindler, Shawn	JR	St. Johns	4.70m
	3.35 3.65 3.95 4.10 4.25 4.40 4.55 4.70 4.85		
	P P P P O XO P XO XXX		
3 Charbonneau, Joseph	FR	St. Johns	J4.70m
	3.35 3.65 3.95 4.10 4.25 4.40 4.55 4.70 4.85		
	P P P P O XXO O XXO XXX		
4 Stauffer, Joseph	SO	St. Johns	4.25m
	3.35 3.65 3.95 4.10 4.25 4.40 4.55		
	P P P P XO P XXX		
4 Arnold, Dylan	FR	St. Olaf	4.25m
	3.35 3.65 3.95 4.10 4.25 4.40		
	P P P O XO XXX		
6 Amdahl, Wyatt	NA	Unattached Ust	4.10m
	3.35 3.65 3.95 4.10 4.25		
	P P XO XO XXX		
7 Doom, Max	FR	St. Johns	J4.10m
	3.35 3.65 3.95 4.10 4.25		
	P XO O XXO XXX		
8 DeGross, Mason	SO	St. Johns	3.95m
	3.35 3.65 3.95 4.10		
	P O O XXX		
9 Strupp, Coleton	JR	Saint Marys	3.65m
	3.35 3.65 3.95		
	O O XXX		
9 Elahi, Rayan	SO	St. Olaf	3.65m
	3.35 3.65 3.95		
	O O XXX		
9 Eickhoff, Daniel	FR	St. Johns	3.65m
	3.35 3.65 3.95		
	O O XXX		
12 Adams, Andrew	FR	St. Johns	3.35m
	3.35 3.65		
	O XXX		
-- Gatz, Aidan	FR	Saint Marys	NH
	3.35 3.65 3.95 4.10		
	P P P XXX		
-- Stack, Matthew	SR	Saint Marys	NH
	3.35 3.65 3.95 4.10		
	P P P XXX		

St. Thomas Tommie Twilight - 5/4/2022**University of St. Thomas****Results****Men Long Jump**

Name	Year	School	Finals	Wind
1 Williams, Caleb	SO	Macalester	6.88m	0.4
			6.35m(-1.5) 6.61m(-1.7) 6.67m(-1.2) 6.88m(0.4)	
2 Hopf, Isaiah	FR	St. Thomas	6.85m	-2.5
			FOUL 6.79m(-2.4) 6.85m(-2.5) PASS	
3 Alada, Gabe	SR	St. Olaf	6.73m	-1.3
			6.54m(0.2) 6.67m(-2.9) 6.73m(-1.3) FOUL	
4 Afram, Gary	FR	St. Thomas	6.72m	-1.8
			6.72m(-1.8) 6.26m(-3.5) 6.39m(-1.9) PASS	
5 Raddatz, Nate	SO	St. Thomas	6.62m	-0.6
			6.53m(-0.2) 6.62m(-0.6) 6.32m(-1.4) 6.41m(0.7)	
6 May, Sam	FR	St. Thomas	6.47m	0.6
			FOUL FOUL 6.21m(-1.5) 6.47m(0.6)	
7 Hodin, Riley	FR	Macalester	6.37m	-1.6
			6.37m(-1.6) 6.20m(-1.0) 5.78m(-1.8) FOUL	
8 Murdakes, Demo	SR	St. Thomas	6.31m	0.3
			6.18m(-3.0) FOUL FOUL 6.31m(0.3)	
8 Cooper, Dan	SO	Saint Marys	6.31m	0.9
			6.01m(-1.9) 5.93m(-1.9) 5.69m(-1.7) 6.31m(0.9)	
10 Martzahl, Alec	SO	St. Thomas	5.95m	-2.8
			FOUL FOUL 5.95m(-2.8) FOUL	

Men Triple Jump

Name	Year	School	Finals	Wind
1 Wallace, Michael	JR	St. Johns	14.56m	+0.0
			14.09m(-0.9) 14.10m(-1.0) 13.94m(+0.0) 14.56m(+0.0)	
2 Williams, Caleb	SO	Macalester	13.81m	+0.0
			13.48m(-1.6) 13.47m(-3.9) 13.30m(-0.3) 13.81m(+0.0)	
3 Wade, Elijah	SO	St. Johns	13.47m	-1.6
			13.46m(-0.9) 13.47m(-1.6) 13.36m(+0.0) 13.24m(+0.0)	
4 Hopf, Isaiah	FR	St. Thomas	13.42m	-1.0
			13.42m(-1.0) FOUL PASS PASS	
5 Crnkovich, Alex	SO	St. Johns	12.84m	+0.0
			FOUL 12.29m(+0.0) 12.84m(+0.0) 12.62m(+0.0)	
6 Johnsrud, Connor	NA	Unattached Ust	12.64m	0.2
			12.64m(0.2) FOUL FOUL 12.36m(-1.2)	
7 Bulwa, Chris	FR	Saint Marys	12.38m	+0.0
			FOUL 12.38m(+0.0) FOUL 12.19m(0.3)	
8 Johnson, Brady	FR	Saint Marys	12.01m	+0.0
			FOUL FOUL 12.01m(+0.0) FOUL	
9 Murdakes, Demo	SR	St. Thomas	10.63m	-0.1
			10.63m(-0.1) 10.54m(+0.0) FOUL FOUL	
-- Frenzel, Charlie	FR	Saint Marys	FOUL	
			FOUL FOUL FOUL FOUL	

Men Shot Put

Name	Year	School	Finals
1 Atkinson, Kyle	SO	Minnesota	17.79m
			17.79m FOUL FOUL FOUL

St. Thomas Tommie Twilight - 5/4/2022**University of St. Thomas****Results****...Men Shot Put**

2	Hughes, Carter	SO	Minnesota	16.30m
	16.30m	FOUL	FOUL	15.99m
3	Feist, Cade	FR	St. Olaf	14.39m
	FOUL	14.17m	14.39m	FOUL
4	Mollison, Andrew	SO	St. Olaf	14.10m
	14.10m	13.86m	13.27m	FOUL
5	Frost, Jaeden	SO	St. Johns	13.97m
	FOUL	13.48m	13.97m	13.77m
6	White, Aengus	JR	St. Olaf	13.87m
	13.26m	FOUL	FOUL	13.87m
7	Aberg, Shane	NA	Unattached Ust	12.82m
	FOUL	11.90m	FOUL	12.82m
8	Mollet, Eli	JR	St. Johns	12.72m
	12.72m	FOUL	FOUL	FOUL
9	DeWall, Kaleb	FR	St. Johns	12.21m
	12.15m	12.21m	FOUL	11.88m

Men Discus Throw

Name	Year	School	Finals
1	White, Aengus	JR St. Olaf	42.86m
	39.22m	FOUL	42.86m
2	Christensen, Trevor	FR St. Olaf	41.61m
	39.82m	40.38m	FOUL
3	Jacklen, Christopher	FR St. Scholastica	41.33m
	38.18m	39.68m	41.33m
4	Menache, Max	FR Macalester	40.84m
	40.19m	39.91m	39.15m
5	Curran, Sean	JR Saint Marys	40.69m
	39.89m	40.69m	FOUL
6	Steger, Grant	FR St. Scholastica	39.54m
	FOUL	38.37m	39.54m
7	Aberg, Shane	NA Unattached Ust	39.14m
	FOUL	37.38m	FOUL
8	Dedry, Arnauld	JR St. Olaf	36.16m
	FOUL	33.75m	FOUL
9	Mollet, Eli	JR St. Johns	36.10m
	FOUL	33.90m	FOUL
10	DeWall, Kaleb	FR St. Johns	33.04m
	31.22m	31.61m	3.05m
11	Mensen, Joseph	FR St. Johns	32.44m
	FOUL	FOUL	FOUL
12	Fritz, Casen	FR Saint Marys	27.83m
	27.16m	27.44m	25.43m
--	Bakalars, Frankie	SR Saint Marys	FOUL
	FOUL	FOUL	FOUL

Men Hammer Throw

Name	Year	School	Finals
1	Kubiatowicz, Jake	JR Minnesota	66.12m
	FOUL	66.12m	61.80m

St. Thomas Tommie Twilight - 5/4/2022**University of St. Thomas****Results****...Men Hammer Throw**

2	Hughes, Carter	SO	Minnesota	61.50m
	59.97m	FOUL	FOUL	61.50m
3	Feuerborn, Parker	SR	St. Thomas	60.37m
	FOUL	60.06m	60.37m	FOUL
4	Atkinson, Kyle	SO	Minnesota	55.62m
	FOUL	FOUL	54.32m	55.62m
5	Bakalars, Frankie	SR	Saint Marys	50.87m
	47.90m	FOUL	50.87m	47.32m
6	Jacklen, Christopher	FR	St. Scholastica	45.26m
	FOUL	FOUL	FOUL	45.26m
7	Frost, Jaeden	SO	St. Johns	44.84m
	FOUL	FOUL	FOUL	44.84m
8	Curran, Sean	JR	Saint Marys	44.47m
	FOUL	44.47m	FOUL	FOUL
9	Mollet, Eli	JR	St. Johns	44.21m
	44.21m	FOUL	FOUL	FOUL
10	Mensen, Joseph	FR	St. Johns	42.94m
	42.77m	42.94m	41.82m	FOUL
11	Menache, Max	FR	Macalester	40.97m
	39.94m	40.97m	FOUL	FOUL
12	Hawley, Wills	SR	Macalester	38.38m
	FOUL	38.26m	35.60m	38.38m
13	Aberg, Shane	NA	Unattached Ust	34.83m
	34.83m	34.54m	FOUL	33.06m
14	Fritz, Casen	FR	Saint Marys	33.00m
	29.70m	33.00m	32.16m	FOUL
15	Dedry, Arnauld	JR	St. Olaf	32.31m
	FOUL	FOUL	32.31m	32.00m

Men Javelin Throw

Name	Year	School	Finals
1 Hague, Brett	SO	St. Johns	60.83m
	60.83m	57.12m	57.80m
			FOUL
2 Escher, Matt	SR	St. Thomas	48.81m
	FOUL	48.81m	47.43m
			FOUL
3 Bosley, Mason	JR	Macalester	42.84m
	42.84m	40.69m	40.16m
			42.31m
4 Dolezal, Josh	SO	St. Thomas	41.80m
	40.37m	41.80m	PASS
			PASS
5 Veimau, Justin	SO	Macalester	40.63m
	40.63m	37.93m	34.87m
			38.11m
6 Rosner, Jack	FR	St. Thomas	36.92m
	FOUL	36.23m	35.63m
			36.92m
6 Nichols, Danny	JR	St. Olaf	36.92m
	24.31m	35.63m	36.92m
			35.62m
8 McCarty, Charlie	NA	Unattached Ust	29.99m
	FOUL	29.99m	FOUL
			FOUL

St. Thomas Tommie Twilight - 5/4/2022**University of St. Thomas****Results****Women 100 Meter Dash**

Name	Year	School	Finals	Wind	H#
Finals					
1 Cornelius, Hannah	FR	St. Thomas	12.46	0.2	1
2 Gallagher, Kate	SO	St. Benedict	12.51	0.2	1
3 Dolby, Maddy	JR	St. Thomas	12.91	0.2	1
4 Boe, Essence	SO	Hamline	13.26	0.2	1
5 Roberts, Riley	SO	Carleton	13.27	0.2	1
6 Maul, Lillian	SO	Saint Marys	13.38	0.2	1
7 Collins, Clare	JR	St. Olaf	13.40	0.5	3
8 Aurelius, Andreiana	FR	Hamline	13.46	0.5	3
9 Bernstein, Dominica	FR	St. Thomas	13.51	1.0	2
10 Hippen, Claire	SO	St. Benedict	13.53	0.2	1
11 Freire, Nathalie	SR	Saint Marys	13.57	0.5	3
12 Miller, Cecelia	SR	Hamline	13.61	0.2	1
13 Matre, Zoe	FR	St. Olaf	13.72	1.0	2 13.711
14 Elvrum, Anika	FR	St. Thomas	13.72	0.5	3 13.714
15 Acheson, Grace	FR	St. Benedict	13.80	1.0	2
16 Ochsendorf, Kya	FR	St. Olaf	13.92	1.0	2
17 Nelsen, Rachel	SO	St. Olaf	14.34	0.5	3

Women 200 Meter Dash

Name	Year	School	Finals	Wind	H#
1 Cornelius, Hannah	FR	St. Thomas	25.77	0.3	1
2 Walgrave, Taynian	SO	St. Thomas	26.02	0.3	1
3 Johnson, Tiana	SO	St. Benedict	26.03	0.3	1
4 Dolby, Maddy	JR	St. Thomas	27.18	0.3	1
5 Ferguson, Jocelyn	FR	Carleton	27.25	0.3	1
6 Johnson, Hailey	JR	St. Benedict	27.50	0.3	1
7 Ganley, Mirjana	SO	St. Benedict	27.51	0.6	2
8 Arett, Ashlyn	SR	St. Thomas	27.54	0.6	2
9 Roberts, Riley	SO	Carleton	27.74	0.6	2
10 Logelin, Ellie	FR	Hamline	27.76	0.6	2
11 Doyle, Erin	SO	St. Catherine	28.17	0.6	2
12 Elvrum, Anika	FR	St. Thomas	28.20	0.1	3
13 Matre, Zoe	FR	St. Olaf	28.26	0.6	2
14 Bernstein, Dominica	FR	St. Thomas	28.40	0.6	2
15 Aurelius, Andreiana	FR	Hamline	28.50	0.1	3
16 Boe, Essence	SO	Hamline	28.87	0.1	3
17 Ochsendorf, Kya	FR	St. Olaf	29.33	0.8	4
18 Weis, Madison	JR	Saint Marys	29.38	0.1	3
19 Hippen, Claire	SO	St. Benedict	29.49	0.8	4
20 Hamilton, Mercedes	FR	Hamline	29.75	0.8	4
21 Sikes, Jane	FR	St. Olaf	31.27	0.8	4

Women 400 Meter Dash

Name	Year	School	Finals	H#
1 McGuire, Grace	SR	St. Thomas	59.17	1
2 Ferguson, Jocelyn	FR	Carleton	59.68	1
3 Bernardy, Lindsey	FR	Hamline	1:00.23	1
4 Gearin, Caroline	SO	Saint Marys	1:01.86	1

St. Thomas Tommie Twilight - 5/4/2022**University of St. Thomas****Results****...Women 400 Meter Dash**

5	Arett, Ashlyn	SR	St. Thomas	1:02.16	1
6	Utgaard, Abrianna	JR	Saint Marys	1:02.30	1
7	Nelson, Emme	FR	Hamline	1:03.61	2
8	Traw, Thea	FR	Carleton	1:04.01	2
9	Hailesslassie, Meraf	SO	St. Olaf	1:04.21	2
10	Knapp, Emerson	FR	St. Benedict	1:04.49	1
11	Vaske, Katie	FR	Hamline	1:07.21	2
12	Hamilton, Mercedes	FR	Hamline	1:08.99	2

Women 800 Meter Run

Name	Year	School	Finals	H#	
1	Brezinka, Isabelle	SR	Minnesota Duluth	2:10.01	1
2	Reindl, Haleigh	JR	Minnesota Duluth	2:12.89	1
3	Maddux, Alexandra	JR	Hamline	2:13.72	1
4	Kretlow, Syd	FR	Minnesota	2:14.46	1
5	Ihde, Annessa	FR	Bethel	2:16.16	1
6	Kremer, Carley	FR	Minnesota	2:16.55	1
7	Scheuerman, Carly	SR	St. Thomas	2:17.82	1
8	Belany, Alicia	FR	St. Thomas	2:18.35	1
9	Kropp, Amy	JR	Carleton	2:19.85	2
10	Lyrek, Amaya	JR	St. Thomas	2:20.04	1
11	Edstrom, Olivia	SO	St. Olaf	2:21.49	2
12	Erickson, Lara	FR	Carleton	2:22.40	2
13	Cutter, Alice	SO	Carleton	2:23.98	2
14	Smith, Kalli	FR	St. Benedict	2:24.25	2
15	Swanson, Anna	JR	Saint Marys	2:25.23	2
16	Doyle, Nora	SR	St. Benedict	2:25.84	2
17	Hage, Evie	FR	Bethel	2:26.35	2
18	Kerndt, Miranda	FR	Hamline	2:29.83	3
19	Lyngen, Lucy	SO	St. Benedict	2:30.28	3
20	Thier, Maranda	FR	St. Benedict	2:30.55	3
21	Fromm, Jules	FR	St. Olaf	2:30.63	3
22	Cook, Alex	JR	St. Benedict	2:31.68	3
23	Gerber, Gracie	FR	St. Thomas	2:33.17	2
24	Mauzer, Riley	JR	St. Olaf	2:33.61	2
25	Swanson, Anya	SR	St. Catherine	2:35.75	3
26	Erlandson, Lizzy	SR	St. Catherine	2:37.62	3
27	Juntunen-Novak, Ava	FR	St. Benedict	2:38.00	3
28	Flack, Olivia	JR	St. Benedict	2:38.09	3
29	Meyer, Emma	SR	St. Catherine	2:39.62	3
30	Mathews, Jalisa	SO	Hamline	2:40.40	3

Women 1500 Meter Run

Name	Year	School	Finals	H#	
1	Smith, Fiona	SO	St. Benedict	4:29.11	1
2	Krone, Taylor	JR	Minnesota	4:29.70	1
3	Atkinson, Emma	FR	Minnesota	4:30.85	1
4	Blaesing, Maria	SO	Macalester	4:36.23	1
5	Rickman, Maria	FR	Minnesota	4:39.34	1
6	Desotell, Molly	FR	St. Thomas	4:40.18	1
7	Posey, Sam	JR	St. Olaf	4:40.59	1

St. Thomas Tommie Twilight - 5/4/2022**University of St. Thomas****Results****...Women 1500 Meter Run**

8	Cross, Helen	SO Carleton	4:41.25	1
9	Gebert, Katie	SO St. Olaf	4:41.91	1
10	Ellefson, Lauren	FR St. Thomas	4:44.40	1
11	Mickelson, Ellen	SR St. Olaf	4:49.84	1
12	Ward, Phoebe	SO Carleton	4:52.07	2
13	Call, Bella	SO St. Olaf	4:53.26	1
14	Abernethy, Sophie	FR St. Olaf	4:54.34	2
15	Rohrer, Kristina	SO St. Olaf	4:56.13	2
16	Michalak, Katie	SO St. Thomas	4:56.84	2
17	Cole, Grace	JR Bethel	4:59.00	2
18	Gernandt, Ruby	FR Bethel	4:59.45	2
19	Rather, Emily	SO St. Thomas	5:02.86	2
20	Frey, Aubrey	SO St. Thomas	5:04.39	2
21	Tilley, Rainey	SO Carleton	5:04.71	2
22	Schafer, Nell	SO Carleton	5:07.35	2
23	Pihlaja, Allegra	JR Carleton	5:07.87	3
24	Bruenjes, Jane	FR St. Olaf	5:08.96	2
25	Johnson, Caroline	SR St. Thomas	5:13.89	2
26	Corbo, Olivia	SO Carleton	5:14.45	3
27	Sablak, Ellie	FR Macalester	5:15.87	3
28	Dean, Piper	FR Carleton	5:17.76	2
29	Messer, Sarah	SO St. Thomas	5:19.70	3
30	Dieschbourg, Morgan	FR Carleton	5:20.01	3
31	Andersen, Gwen	SR St. Thomas	5:20.17	3
32	Tuvey, Amanda	SO Saint Marys	5:21.53	3
33	Weigel, Ilsa	SO St. Olaf	5:22.18	3
34	Brandt, Morgan	JR St. Catherine	5:34.51	3
35	Nelson, Brenna	SO St. Catherine	5:52.24	3
36	Harvey, Lily	FR St. Catherine	5:55.89	3
--	Hasz, Megan	SR Minnesota	DNF	1
--	Hasz, Bethany	SR Minnesota	DNF	1

Women 5000 Meter Run

Name	Year School	Finals
1	Carlson, Sofia	FR St. Olaf 17:16.10
2	Bowman, Maggie	Unattached 17:29.42
3	Bode, Alison	FR St. Olaf 17:35.98
4	Helmer, Maj-Lis	FR St. Scholastica 17:48.25
5	Kogucki, Marta	SO Minnesota 17:51.99
6	Call, Sophie	SO St. Olaf 17:53.85
7	Bolcer, Christina	SO St. Thomas 18:14.14
8	Everest, Julia	SO St. Olaf 18:16.53
9	Tetmeyer, Bridget	SO St. Benedict 18:18.49
10	Pankratz, Ava	FR St. Thomas 18:19.43
11	DeMorett, Emily	JR St. Benedict 18:30.71
12	Moorjani, Raina	FR Bethel 18:31.86
13	Swanson, Erika	SO Bethel 18:52.67
14	Helgeson, Gwen	JR St. Thomas 18:54.41
15	Larsen-Schmidt, Gracia	FR St. Olaf 19:04.22
16	Kiolbasa, Annie	SO St. Benedict 19:04.23
17	Paulsen, Rhynn	SO St. Thomas 19:04.66
18	Greene, Sylvia	SO Macalester 19:16.47
19	Cohen, Ashley	SO Carleton 19:18.74

St. Thomas Tommie Twilight - 5/4/2022**University of St. Thomas****Results****...Women 5000 Meter Run**

20 Norvell, Seneca	JR St. Olaf	19:21.41
21 Hardwick, Laura	FR Bethel	19:34.35
22 Gossard, Sophie	JR St. Olaf	19:42.79
23 Adams, Charlotte	SO Hamline	19:50.59
24 Reinart, Emma	SR St. Thomas	19:57.87
25 Klobe, Kendra	FR Saint Marys	20:00.40
26 Craven, Ava	FR St. Olaf	20:02.53
27 Rowekamp, Abby	FR St. Olaf	20:17.63
28 Lewis, Margo	FR Carleton	20:25.63
29 Bertagnoli, Alli	JR St. Thomas	20:34.53
30 Votruba, Maggie	FR Carleton	20:40.24
31 Gleason, Cate	FR St. Olaf	20:46.22
32 Clarksean, Aspen	FR Hamline	21:54.91

Women 100 Meter Hurdles

Name	Year School	Finals	Wind	H#
1 Black, Zariyah	FR Minnesota	13.75	NWI	1
2 Hayes, Julia	SO Minnesota	14.08	NWI	1
3 Walgrave, Taynian	SO St. Thomas	14.53	NWI	1
4 Williams, Nayeli	FR Carleton	15.58	NWI	1
5 Williams, McKenzie	FR St. Scholastica	15.90	NWI	2
6 Lilleberg, Nicole	JR Concordia	16.18	NWI	2
7 Poore, Riki	SO St. Olaf	17.20	NWI	2
8 Hannah, Gabriele	FR Hamline	17.87	NWI	2

Women 400 Meter Hurdles

Name	Year School	Finals	H#
1 Vogt, Kayla	SO Minnesota	1:00.62	1
2 Reighard, Molly	SR St. Thomas	1:02.09	1
3 Spagnola, Tori	NA Unattachd Mn	1:02.31	1
4 Hindt, Hailey	FR St. Thomas	1:04.57	1
5 Williams, Nayeli	FR Carleton	1:06.07	1
6 Windels, Natalie	JR Minnesota	1:06.35	1
7 Williams, McKenzie	FR St. Scholastica	1:07.09	1
8 McNaughton, Mara	JR St. Thomas	1:09.67	2
9 Meyers, Erica	SR St. Olaf	1:09.84	2
10 Lorenz, Kelly	SO Concordia	1:10.01	2
11 Poore, Riki	SO St. Olaf	1:10.03	2
12 Mahota, Maggie	SR St. Benedict	1:10.26	1
13 Parrott, Audrey	FR Carleton	1:11.41	2
14 Hackenmueller, Hannah	FR Carleton	1:14.85	2
15 Selisker, Elizabeth	SO St. Benedict	1:15.26	2

Women 3000 Meter Steeplechase

Name	Year School	Finals
1 Kreitinger, Taylor	FR Minnesota	10:51.12
2 Brewster, Brianne	FR Minnesota	11:07.76
3 Renier, Tracy	SR St. Benedict	11:23.13
4 Howes, Ceci	FR Minnesota	11:29.53

St. Thomas Tommie Twilight - 5/4/2022**University of St. Thomas****Results****...Women 3000 Meter Steeplechase**

5 Ede, Morgan	SO St. Thomas	11:48.72
6 Rowland, Libby	FR Carleton	11:55.38
7 McManus, Sophie	FR Carleton	11:59.92
8 Harms, Josie	FR Bethel	12:00.35
9 VanderWilde, Bailey	SO St. Olaf	12:08.13
10 Burns, Hannah	JR St. Thomas	12:15.72
11 Yeager, Elise	SO St. Benedict	12:19.01
12 Plechaty, Zoe	JR St. Olaf	12:21.32
13 Newman, Julia	SO St. Olaf	12:44.80
14 Kusser, Chloe	SO St. Olaf	12:44.97
15 Petersen, Klaire	SO Hamline	13:13.05

Women 4x100 Meter Relay

School	Finals
1 St. Thomas 'A'	47.99
1) Walgrave, Taynian SO	2) Cornelius, Hannah FR
3) Hindt, Hailey FR	4) Reighard, Molly SR
2 St. Benedict 'A'	49.55
1) Ganley, Mirjana SO	2) Johnson, Tiana SO
3) Johnson, Hailey JR	4) Gallagher, Kate SO

Women 4x400 Meter Relay

School	Finals	H#
1 St. Thomas 'A'	3:57.28	1
1) Cornelius, Hannah FR	2) Hindt, Hailey FR	
3) Reighard, Molly SR	4) McGuire, Grace SR	
2 Minnesota 'A'	4:01.16	1
1) Atkinson, Emma FR	2) Kremer, Carley FR	
3) Kretlow, Syd FR	4) Reidy, Erin FR	
3 St. Benedict 'A'	4:07.68	1
1) Nyuga, Sidela SO	2) Mahota, Maggie SR	
3) Ganley, Mirjana SO	4) Knapp, Emerson FR	
4 St. Thomas 'C'	4:08.09	1
1) Belany, Alicia FR	2) Scheuerman, Carly SR	
3) Lyrek, Amaya JR	4) Ellefson, Lauren FR	
5 Carleton 'A'	4:16.82	2
1) Kropp, Amy JR	2) Cutter, Alice SO	
3) Traw, Thea FR	4) Erickson, Lara FR	
6 St. Benedict 'B'	4:19.29	2
1) Smith, Kalli FR	2) Smith, Fiona SO	
3) Lyngen, Lucy SO	4) Doyle, Nora SR	
7 St. Thomas 'D'	4:25.04	2
1) Frey, Aubrey SO	2) Michalak, Katie SO	
3) Rather, Emily SO	4) Andersen, Gwen SR	
8 St. Thomas 'B'	4:31.73	1
1) Arett, Ashlyn SR	2) McNaughton, Mara JR	
3) Elvrum, Anika FR	4) Messer, Sarah SO	
9 St. Benedict 'C'	4:32.55	2
1) Cook, Alex JR	2) Juntunen-Novak, Ava FR	
3) Flack, Olivia JR	4) Thier, Maranda FR	

St. Thomas Tommie Twilight - 5/4/2022**University of St. Thomas****Results****Women High Jump**

Name	Year	School	Finals													
1 Jok, Nyalaam	FR	Minnesota	1.86m													
			1.35	1.40	1.45	1.50	1.55	1.60	1.65	1.70	1.75	1.80	1.83	1.86	1.89	
			P	P	P	P	P	P	P	O	O	O	O	XO	XXX	
2 Anderson, Caroline	FR	St. Thomas	1.55m													
			1.35	1.40	1.45	1.50	1.55	1.60								
			P	P	P	P	XO	XXX								
2 Schoustra, Mackenzie		Unattached	1.55m													
			1.35	1.40	1.45	1.50	1.55	1.60								
			P	O	O	O	XO	XXX								
4 Bodin, Gabby	SO	St. Catherine	1.50m													
			1.35	1.40	1.45	1.50	1.55									
			P	O	O	O	XXX									
5 Pettitt-Kenney, Teresa	JR	St. Olaf	J1.50m													
			1.35	1.40	1.45	1.50	1.55									
			P	O	O	XXO	XXX									
6 Selisker, Elizabeth	SO	St. Benedict	1.45m													
			1.35	1.40	1.45	1.50										
			P	XO	O	XXX										
7 Nichols, Claire	JR	St. Catherine	J1.45m													
			1.35	1.40	1.45	1.50										
			O	XXO	XO	XXX										
8 Abara, Lena	SR	St. Thomas	1.40m													
			1.35	1.40	1.45											
			O	XO	XXX											
-- Waldhauser, Bailey	JR	Minnesota	NH													
			1.35	1.40	1.45	1.50	1.55	1.60								
			P	P	P	P	P	XXX								

Women Pole Vault

Name	Year	School	Finals													
1 Berger, Alexys	SO	Minnesota	4.15m													
			2.75	3.05	3.35	3.50	3.65	3.80	4.00	4.15	4.22					
			P	P	P	P	P	O	O	XO	XXX					
2 Pettitt-Kenney, Teresa	JR	St. Olaf	3.50m													
			2.75	3.05	3.35	3.50	3.65									
			P	O	O	XO	XXX									
3 Lemke, Olivia	JR	St. Thomas	3.35m													
			2.75	3.05	3.35	3.50										
			P	O	XO	XXX										
4 Schoenrock, Brianna	FR	St. Thomas	J3.35m													
			2.75	3.05	3.35	3.50										
			P	O	XXO	XXX										
5 Gearin, Caroline	SO	Saint Marys	J3.35m													
			2.75	3.05	3.35	3.50										
			P	XO	XXO	XXX										
6 Roberts, Melanie	SO	St. Olaf	3.05m													
			2.75	3.05	3.35											
			O	O	XXX											
6 Vaughan, Molly	FR	St. Benedict	3.05m													
			2.75	3.05	3.35											
			O	O	XXX											

St. Thomas Tommie Twilight - 5/4/2022

University of St. Thomas

Results

...Women Pole Vault

6	Sowinski, Maddie	SO Hamline	3.05m
	2.75 3.05 3.35		
	P O XXX		
6	Nollette, Katie	FR St. Thomas	3.05m
	2.75 3.05 3.35		
	P O XXX		
6	Brockish, Rachel	JR St. Thomas	3.05m
	2.75 3.05 3.35		
	O O XXX		
6	Cordes, Julia	JR St. Olaf	3.05m
	2.75 3.05 3.35		
	O O XXX		
12	Pierson, Grace	SO Hamline	J3.05m
	2.75 3.05 3.35		
	XO O XXX		
13	Evans, Gabrielle	JR Carleton	J3.05m
	2.75 3.05 3.35		
	O XO XXX		
14	Passeri, Olivia	FR St. Thomas	J3.05m
	2.75 3.05 3.35		
	XO XO XXX		
15	Salfer, Caitlin	JR St. Benedict	J3.05m
	2.75 3.05 3.35		
	XO XXO XXX		
16	Litton, Emily	SO Carleton	2.75m
	2.75 3.05		
	O XXX		
16	Hoff, Olivia	SR St. Benedict	2.75m
	2.75 3.05		
	O XXX		
18	Witham, Zoe	SR St. Benedict	J2.75m
	2.75 3.05		
	XO XXX		
19	Buffetta, Sabrina	FR St. Benedict	J2.75m
	2.75 3.05		
	XXO XXX		
--	Pletcher, Mara	SO Minnesota	NH
	2.75 3.05 3.35 3.50		
	P P P XXX		

Women Long Jump

=====						
Name	Year	School	Finals	Wind	H#	
=====						
1	Morris, Hannah	JR Minnesota	5.99m	-4.2	1	
	5.43m(-1.4)	5.68m(-0.4)	5.99m(-4.2)	5.90m(+0.0)		
2	Robinson, Jailyn	SO Hamline	5.80m	-1.2	1	
	FOUL	5.80m(-1.2)	5.72m(+0.0)	FOUL		
3	Ennevov, Mikayla	SR Macalester	5.30m	-1.8	1	
	FOUL	4.94m(-1.7)	5.24m(-0.7)	5.30m(-1.8)		
4	Olejnik, Maggie	FR St. Thomas	5.12m	+0.0	1	
	5.12m(+0.0)	FOUL	FOUL	5.01m(-1.1)		
5	Carson, Maya	JR St. Thomas	5.06m	+0.0	2	
	4.62m(1.3)	FOUL	4.91m(-1.3)	5.06m(+0.0)		

St. Thomas Tommie Twilight - 5/4/2022**University of St. Thomas****Results****...Women Long Jump**

6	Gilbert, Briana	FR Hamline	4.88m	+0.0	1
	FOUL	4.88m(+0.0)	FOUL	4.37m(-1.3)	
6	Klausler, Sydney	SR Saint Marys	4.88m	-0.4	1
	FOUL	FOUL	FOUL	4.88m(-0.4)	
8	Cordes, Julia	JR St. Olaf	4.81m	-1.2	2
	4.81m(-1.2)	4.72m(1.2)	4.54m(-0.1)	4.52m(+0.0)	
9	Meves, Molly	FR St. Thomas	4.62m	0.7	2
	4.22m(-0.8)	4.62m(0.7)	4.42m(-1.8)	4.39m(+0.0)	
10	Doyle, Erin	SO St. Catherine	4.50m	+0.0	2
	FOUL	4.41m(+0.0)	4.50m(+0.0)	FOUL	
11	Maul, Lillian	SO Saint Marys	4.47m	0.1	1
	4.14m(+0.0)	4.34m(2.1)	4.47m(0.1)	4.06m(-3.3)	
12	Poore, Riki	SO St. Olaf	4.37m	-1.9	2
	4.22m(1.5)	4.37m(-1.9)			
13	Benson, Julia	FR Hamline	4.10m	+0.0	2
	3.84m(+0.0)	3.93m(-1.7)	FOUL	4.10m(+0.0)	
14	Sikes, Jane	FR St. Olaf	4.06m	+0.0	2
	FOUL	FOUL	FOUL	4.06m(+0.0)	
15	Strong, Maclairen	SR St. Catherine	3.93m	-2.1	2
	FOUL	FOUL	3.91m(+0.0)	3.93m(-2.1)	

Women Triple Jump

Name	Year	School	Finals	Wind
1 Amundson, Journey	JR	Macalester	11.01m	+0.0
			10.79m(-1.5)	11.01m(+0.0)
			10.90m(-1.0)	10.92m(-1.7)
2 Olejnik, Maggie	FR	St. Thomas	10.84m	+0.0
			10.84m(+0.0)	10.65m(-1.8)
			10.71m(-2.6)	10.52m(-1.4)
3 Lehrer, Mariana	SO	St. Thomas	10.76m	-3.2
			10.64m(-1.3)	10.00m(-2.3)
			10.76m(-3.2)	10.36m(-2.0)
4 Parker, Ainslee	SO	St. Olaf	10.46m	-1.3
			10.29m(-1.2)	FOUL(-3.5)
			10.24m(-2.8)	10.46m(-1.3)
5 Lilleberg, Nicole	JR	Concordia	10.14m	-1.7
			9.99m(-2.5)	9.69m(-1.6)
			10.14m(-1.7)	9.99m(-0.5)
6 Anderson, Danielle	SO	St. Benedict	9.45m	-1.4
			FOUL	9.43m(-1.2)
			9.45m(-1.4)	8.36m(-1.9)
7 LaRue, Kayla	SR	St. Olaf	9.36m	-0.9
			FOUL	FOUL
			FOUL	9.36m(-0.9)

Women Shot Put

Name	Year	School	Finals	H#
1 Brown, Devia	SR	Minnesota	14.83m	1
			FOUL	FOUL
			14.78m	14.83m
2 Duwenhoegger, McKenzie	FR	Minnesota	14.24m	1
			14.24m	FOUL
			14.12m	FOUL
3 Gehrke, Megan	SR	St. Thomas	13.26m	1
			12.66m	FOUL
			13.21m	13.26m
4 Keske, Aleah	SO	St. Olaf	12.66m	1
			11.44m	11.40m
			12.59m	12.66m
5 Isaacson, Lauren	SR	St. Catherine	12.32m	1
			11.40m	11.80m
			12.32m	12.06m

St. Thomas Tommie Twilight - 5/4/2022**University of St. Thomas****Results****....Women Shot Put**

6	Joos, Haley	SO	St. Benedict	11.88m	1
	10.32m	FOUL	11.88m	11.02m	
7	Potratz, Emma	FR	St. Thomas	11.60m	1
	11.60m	11.05m	11.11m	11.24m	
8	Kubes, Samantha	SO	Saint Marys	11.17m	1
	FOUL	FOUL	11.17m	10.81m	
9	Shimon, Hailey	FR	St. Thomas	11.08m	1
	10.96m	10.54m	11.08m	FOUL	
10	Johnson, Emma	FR	St. Olaf	11.00m	1
	9.73m	10.04m	11.00m	10.57m	
11	Al-Juhari, Alea	JR	St. Olaf	10.55m	2
	9.99m	FOUL	10.55m	10.48m	
12	Wallendal, Morgan	FR	Saint Marys	10.54m	2
	10.54m	10.54m	10.38m	FOUL	
13	Johnson, Calista	SO	St. Thomas	10.43m	2
	10.39m	9.86m	10.43m	10.43m	
14	Torres, Alexis	FR	St. Benedict	10.28m	2
	10.28m	10.01m	9.90m	9.66m	
15	Biggins, Ellie	SO	Hamline	10.23m	1
	FOUL	10.23m	FOUL	FOUL	
16	Jackman, Sydney	FR	Saint Marys	9.92m	2
	9.16m	9.92m	8.85m	FOUL	
17	Tarvestad, Sarah	SR	St. Olaf	9.91m	2
	FOUL	9.05m	9.91m	9.56m	
18	Bechtold, Kendall	JR	St. Benedict	9.63m	2
	9.14m	8.99m	9.39m	9.63m	
19	Mohlin, Alexis	SO	St. Thomas	9.52m	2
	9.52m	8.74m	9.06m	8.56m	
20	Acheson, Grace	FR	St. Benedict	9.47m	2
	8.83m	8.50m	9.40m	9.47m	
21	Scott, Emma	SO	St. Thomas	9.22m	2
	FOUL	FOUL	9.09m	9.22m	
22	Howdeshell, Sarah	JR	St. Olaf	9.21m	2
	9.21m	8.80m	8.50m	8.26m	
23	Althoff, Abby	FR	St. Catherine	8.82m	2
	8.82m	8.55m	8.29m	8.04m	
24	Johnson, Kennedy	SR	St. Catherine	8.42m	2
	8.42m	8.28m	7.91m	7.79m	
25	Wehrspann, Lydia	JR	St. Catherine	7.95m	2
	7.22m	7.95m	7.38m	PASS	

Women Discus Throw

=====					
Name	Year	School	Finals	H#	
=====					
1	Frank, Shelby	FR	Minnesota	54.30m	1
	54.30m	52.01m	53.96m	FOUL	
2	Stendel, Emily	JR	Minnesota	44.63m	1
	42.54m	42.87m	44.63m	42.10m	
3	Isaacson, Lauren	SR	St. Catherine	40.61m	1
	40.04m	38.41m	39.03m	40.61m	
4	Keske, Aleah	SO	St. Olaf	37.19m	1
	35.51m	FOUL	FOUL	37.19m	
5	Shimon, Hailey	FR	St. Thomas	36.46m	1
	FOUL	FOUL	36.46m	FOUL	

St. Thomas Tommie Twilight - 5/4/2022**University of St. Thomas****Results****...Women Discus Throw**

6	Johnson, Calista	SO	St. Thomas	35.44m	1
	35.44m	32.68m	34.25m	33.23m	
7	Beckmann, Maggie	JR	St. Benedict	35.11m	1
	35.11m	34.84m	FOUL	FOUL	
8	Joos, Haley	SO	St. Benedict	34.70m	1
	34.70m	FOUL	34.23m	FOUL	
9	Wallendal, Morgan	FR	Saint Marys	34.66m	2
	34.66m	34.10m	FOUL	33.00m	
10	Packer, Payton	SO	Hamline	34.01m	1
	30.49m	34.01m	28.73m	33.13m	
11	Argiro, Colette	SO	St. Thomas	33.32m	1
	32.93m	33.02m	33.11m	33.32m	
12	Johnston, Julia	JR	Carleton	30.86m	2
	FOUL	30.24m	29.40m	30.86m	
13	Irsfeld, Peyton	SO	St. Olaf	30.62m	2
	27.38m	29.99m	30.62m	30.55m	
14	Torres, Alexis	FR	St. Benedict	29.72m	2
	28.58m	FOUL	29.72m	22.81m	
15	Mohlin, Alexis	SO	St. Thomas	27.16m	2
	27.16m	FOUL	25.48m	FOUL	
16	Jackman, Sydney	FR	Saint Marys	26.31m	2
	23.23m	26.15m	26.31m	FOUL	
17	Howdeshell, Sarah	JR	St. Olaf	25.63m	2
	25.63m	24.74m	25.11m	23.00m	

Women Hammer Throw

=====					
	Name	Year	School	Finals	H#
=====					
1	Frank, Shelby	FR	Minnesota	52.31m	1
	52.31m	FOUL	FOUL	FOUL	
2	Duwenhoegger, McKenzie	FR	Minnesota	51.55m	1
	50.59m	FOUL	51.14m	51.55m	
3	Beneke, Lily	FR	St. Scholastica	51.08m	1
	FOUL	50.88m	51.08m	47.64m	
4	Stendel, Emily	JR	Minnesota	49.68m	1
	47.50m	46.04m	49.68m	FOUL	
5	Beckmann, Maggie	JR	St. Benedict	44.38m	1
	43.37m	44.38m	43.02m	44.00m	
6	Gehrke, Megan	SR	St. Thomas	44.31m	1
	44.31m	43.90m	44.30m	FOUL	
7	Kubes, Samantha	SO	Saint Marys	41.06m	1
	FOUL	41.06m	38.66m	FOUL	
8	Scott, Emma	SO	St. Thomas	38.91m	2
	38.91m	FOUL	FOUL	FOUL	
9	Joos, Haley	SO	St. Benedict	38.86m	1
	FOUL	38.86m	37.70m	38.22m	
10	Argiro, Colette	SO	St. Thomas	38.83m	1
	FOUL	37.47m	FOUL	38.83m	
11	Johnson, Emma	FR	St. Olaf	37.25m	1
	36.28m	37.25m	33.47m	36.08m	
12	Mohlin, Alexis	SO	St. Thomas	37.01m	1
	FOUL	36.91m	37.01m	FOUL	
13	Potratz, Emma	FR	St. Thomas	35.63m	1
	35.63m	FOUL	FOUL	FOUL	

St. Thomas Tommie Twilight - 5/4/2022**University of St. Thomas****Results****...Women Hammer Throw**

14	Tarvestad, Sarah	SR	St. Olaf	35.59m	2
	31.96m 35.50m 34.48m 35.59m				
15	Shimon, Hailey	FR	St. Thomas	34.19m	2
	FOUL 32.85m 34.19m FOUL				
16	Bechtold, Kendall	JR	St. Benedict	34.06m	2
	34.06m FOUL FOUL 28.89m				
17	Johnson, Calista	SO	St. Thomas	33.45m	2
	FOUL FOUL FOUL 33.45m				
18	Irsfeld, Peyton	SO	St. Olaf	32.28m	2
	31.98m 32.02m 31.54m 32.28m				
19	Becker, Anna	FR	Saint Marys	31.87m	2
	FOUL 29.62m 29.41m 31.87m				
20	Al-Juhari, Alea	JR	St. Olaf	29.16m	2
	29.16m FOUL FOUL FOUL				
21	Wehrspann, Lydia	JR	St. Catherine	27.70m	2
	24.90m FOUL 27.70m 27.12m				
--	Althoff, Abby	FR	St. Catherine	FOUL	2
	FOUL FOUL FOUL FOUL				
--	Biggins, Ellie	SO	Hamline	FOUL	2
	FOUL FOUL FOUL FOUL				
--	Torres, Alexis	FR	St. Benedict	FOUL	2
	FOUL FOUL FOUL FOUL				

Women Javelin Throw

Name	Year	School	Finals
1 Whaley, Alyssa	FR	St. Thomas	33.82m
	FOUL 30.29m 31.18m 33.82m		
2 Martin, Erin	SO	St. Benedict	31.64m
	28.61m 31.64m 27.42m 31.34m		
3 Schoenrock, Brianna	FR	St. Thomas	27.23m
	27.23m FOUL 25.24m FOUL		
4 Aslanian, Elise	FR	St. Olaf	26.42m
	23.30m 25.39m 25.37m 26.42m		
5 Johnston, Julia	JR	Carleton	25.56m
	25.56m 22.75m FOUL 23.06m		
6 Becker, Anna	FR	Saint Marys	23.24m
	23.24m 23.24m 21.87m 21.06m		
7 Potratz, Emma	FR	St. Thomas	21.32m
	FOUL 20.11m FOUL 21.32m		
8 Nelsen, Rachel	SO	St. Olaf	19.26m
	19.26m 18.49m FOUL 15.97m		

Women's Tr ▾



WTRACK
05.04 FINAL



Saint Mary's



Tommie Twilight



WTRACK
05.06 FINAL



Saint Mary's



Hamline Invitational



WTRAC
05.13.22



S

WOMEN'S TRACK & FIELD

[Questionnaire](#) [Roster](#) [More +](#)



Tuvey, Gatz lead the way for Cardinals

5/6/2022 9:04:00 PM



By: **DONNY NADEAU**, Saint Mary's Sports Information Director | dnadeau@smumn.edu

ST. PAUL, Minn. — With several conference schools taking part, Friday's Hamline Invitational served as a bit of a conference championships preview for the Saint Mary's University track and field teams.

GAMEDAY PREVIEW

And the Cardinals are hoping Friday's performances are a sign of good things to come heading into next weekend's MIAC Outdoor Championships.

Saint Mary's picked up first-place finishes from [Amanda Tuvey](#) (West St. Paul, Minn.) and Aidan Gatz (Elburn, Ill.) and posted 15 Top 10 finishes in their final MIAC Outdoor Championships tune-up at the Hamline Invitational.

Tuvey posted a time of 12:38.88 in winning the women's steeplechase, while Gatz cleared 5.45 meters to easily bring home first-place honors in the men's pole vault.

[Samantha Kubes](#) (New Prague) chipped in a pair of Top 10 efforts, placing third in hammer (44.36m) and sixth in the shot put (10.69m), while [Caroline Gearin](#) (Osceola, Wis.) added a seventh in pole vault (2.98m), [Morgan Wallenda](#) (Fond du Lac, Wis.) placed seventh in the discus (34.05m), and [Anna Becker](#) (Cannon Falls, Minn.) and [Nathalie Freire](#) (Bloomington, Minn.) tallied 10th-place showings in the javelin (22.64m) and pole vault (2.98m), respectively.

Sean Curran (Appleton, Wis.) had a busy evening for the SMU men, placing second in the hammer (53.28), fifth in the discus (40.00m), and sixth in the shot put (12.56m). Frankie Bakalars (La Crosse, Wis.) posted a fifth in the hammer (48.75) and Brady Johnson (Elburn, Ill.), added a fifth in the triple jump (12.29m), while the men's 4x400 relay team posted a second-place time of 3:27.56 to finish second.

The Cardinals are now off until next Friday and Saturday, when they return home to the Saint Mary's Track & Field Complex, as they host the MIAC Outdoor Championships.

05.06.22

T&F: GameDay at Hamline Invitational

05.04.22

Gearin, Bakalars, Curran pace Cardinals

04.29.22

Swanson places 13th at Drake Relays

04.23.22

Swanson, Gearin, Curran lead way for SMU

Licensed to Wayzata Results Inc. - Contractor License HY-TEK's Meet Manager
 Meet of the UnSainly - 5/6/2022
 Hamline University
 Results

Women 100 Meter Dash

Stadium: S 11.72	5/2/2009	Kylie Peterson, Minnesota				
Meet: M 11.72	5/2/2009	Kylie Peterson, Minnesota				
Name	Year	School	Seed	Finals	Wind	H#

Finals

1	Nailea Espinoza	FR	Upper Iowa	11.89	12.13	0.8	1	
2	Jailyn Robinson	SO	Hamline	12.56	12.20	0.8	1	
3	Amanda O'Connor		Usatf Master	12.43	12.40	0.8	1	
4	Jireh Babalola	SO	Bethel (Minn	12.46	12.41	0.8	1	
5	Breanna Ihde	SO	Viterbo	12.60	12.52	0.8	1	
6	Breonna Graham	SO	Concordia-St	13.01	12.70	1.9	2	
7	Sofia Dodge	SO	Concordia-St	12.82	12.75	0.8	1	
8	Madi Genz	FR	St. Catherin	12.77	12.85	0.8	1	
9	Brianna Parsons	FR	Augsburg	13.24	12.99	1.9	2	
10	Essence Boe	SO	Hamline	13.26	13.09	1.9	2	
11	Hannah King	SO	Bethel (Minn	13.25	13.21	1.9	2	
12	Carolina Regalado	FR	Upper Iowa	13.32	13.33	1.9	2	
13	Anna Timme	0	Minnesota Ru	13.34	13.51	1.9	2	
14	Heather Wiehe	0	Minnesota Ru	13.44	13.59	1.9	2	13.583
15	Mya Bishop	SO	Augsburg	13.54	13.59	1.9	2	13.589
16	Alison Jaecks	JR	Viterbo	13.64	13.63	0.5	3	
17	Shivani Shrestha	0	Minnesota Ru	13.79	13.82	0.5	3	
18	Madison Davis	SO	Viterbo	13.50	13.91	1.9	2	
19	Jordan Terry	SR	Augsburg	13.76	14.06	0.5	3	
20	Elisa Stewart	FR	Bethel (Minn	14.02	14.12	0.5	3	
21	Christa Sauer	FR	Bethel (Minn	14.86	15.05	0.5	3	
22	Maclairan Strong	SR	St. Catherin	15.86	15.87	0.5	3	
--	Amanda O'Connoer		Unattached	12.45	DNS	0.8	1	
--	Lauryn Samuel	JR	Concordia-St	12.59	DNS	0.8	1	

Women 200 Meter Dash

Stadium: S 24.18	5/2/2009	Brittany Henderson, Minnesota State Mankato				
Meet: M 24.18	5/2/2009	Brittany Henderson, Minnesota State Mankato				
Name	Year	School	Seed	Finals	Wind	H#

1	Cece Lewis	SO	Concordia-St	25.57	25.67	-1.4	1	
2	Nailea Espinoza	FR	Upper Iowa	26.07	26.43	-1.4	1	
3	Lindsey Bernardy	FR	Hamline	27.42	27.18	-1.4	1	
4	Breonna Graham	SO	Concordia-St	27.55	27.21	-0.8	2	
5	Penny Hunter	SO	Macalester	27.40	27.46	-1.4	1	
6	Aimee Kemper	FR	Viterbo	27.24	27.94	-1.4	1	
7	Ellie Logelin	FR	Hamline	27.56	28.12	-0.8	2	
8	Carolina Regalado	FR	Upper Iowa	28.10	28.21	-0.8	2	
9	Kysta Ramirez	SO	Upper Iowa	27.99	28.36	-0.8	2	
10	Mya Bishop	SO	Augsburg	28.05	28.47	-0.8	2	
11	Jade Martin	JR	Upper Iowa	28.06	28.82	-0.8	2	
12	Madison Davis	SO	Viterbo	28.17	28.87	-0.8	2	
13	Anna Timme	0	Minnesota Ru	29.14	28.93	-2.3	3	
14	Margaret Nielsen	JR	Upper Iowa	27.95	29.08	-0.8	2	
15	Elisa Stewart	FR	Bethel (Minn	28.97	29.87	-2.3	3	
16	Caley Wrzesien	FR	Bethel (Minn	29.36	29.98	-2.3	3	
17	Mercedes Hamilton	FR	Hamline	30.32	30.27	-2.8	4	
18	Caitlyn Wrzesien	FR	Bethel (Minn	29.74	30.40	-2.3	3	
19	Katie Vaske	FR	Hamline	29.49	30.59	-2.3	3	
20	Christa Sauer	FR	Bethel (Minn	31.71	32.13	-2.8	4	
21	Susan Lloyd		Unattached	33.43	35.57	-2.8	4	

-- Amanda O'Connoer	Unattached	26.14	DNS	-1.4	1
-- Amanda O'Connor	Usatf Master	26.14	DNS	-1.4	1
-- Gabriele Hannah	FR Hamline	30.24	DNS	-2.3	3
-- Emme Nelson	FR Hamline	28.66	DNS	-2.3	3
-- Lauryn Samuel	JR Concordia-St	25.30	DNS	-1.4	1
-- Jordan Sekafetz	FR Upper Iowa	28.38	DNS	-0.8	2
-- Brianna Parsons	FR Augsburg	27.25	DNS	-1.4	1

Women 400 Meter Dash

=====					
Stadium: S	54.20	4/6/2012	Alena Brooks, Unattached		
Meet: M	54.90	5/4/2019	Megan Linder, Unattached		
Name	Year	School	Seed	Finals	H#
=====					
1	Cece Lewis	SO Concordia-St	58.90	56.77	1
2	Sarah Stellmach	FR Bethel (Minn)	58.36	57.46	1
3	Hannah Sankey	SR Bethel (Minn)	58.21	57.90	1
4	Britta Nordberg	SO Bethel (Minn)	59.40	59.01	1
5	Lindsey Bernardy	FR Hamline	1:00.51	59.25	1
6	Makenna Brown	SO Bethel (Minn)	1:01.82	1:01.29	1
7	Hailey Gregg	FR Bethel (Minn)	1:02.47	1:01.49	2
8	Zakaria Fuller	SO Upper Iowa	1:00.63	1:02.05	1
9	Jade Martin	JR Upper Iowa	1:04.37	1:02.44	2
10	Mya Bishop	SO Augsburg	1:04.21	1:03.04	2
11	Erin Doyle	SO St. Catherin	1:05.62	1:03.56	2
12	Emme Nelson	FR Hamline	1:04.51	1:03.96	2
13	Abbie Swenson	FR Bethel (Minn)	1:04.46	1:05.22	2
14	Caitlyn Wrzesien	FR Bethel (Minn)	1:07.06	1:05.49	2
15	Caley Wrzesien	FR Bethel (Minn)	1:06.72	1:05.53	2
16	Meira Smit	FR Macalester	1:06.62	1:06.42	2
17	Annabel Lantz	FR Augsburg	1:12.47	1:07.33	3
18	Katie Vaske	FR Hamline	1:09.92	1:07.80	3
19	Chloe Kintop	JR Augsburg	1:07.84	1:09.73	3
20	Betsy Murray	Unattached	1:12.12	1:12.53	3
21	Susan Lloyd	Unattached	1:16.01	1:22.84	3
--	Mercedes Hamilton	FR Hamline	1:10.03	DNS	3
--	Jaid Perry	JR Concordia-St	1:00.60	DNS	1
--	Maddie Stevens	FR Upper Iowa	57.37	DNS	1

Women 800 Meter Run

=====					
Stadium: S	2:07.80	5/2/2009	Heather Dorniden, Minnesota		
Meet: M	2:07.80	5/2/2009	Heather Dorniden, Minnesota		
Name	Year	School	Seed	Finals	H#
=====					
1	Emi Trost	Unattached	2:15.00	2:18.55	1
	1:09.102 (1:09.102)	2:18.542 (1:09.440)			
2	Lucy Hoelscher	SO Hamline	2:19.65	2:21.14	1
	1:09.758 (1:09.758)	2:21.134 (1:11.376)			
3	Sydney Jackson	SO Concordia-St	2:24.95	2:21.67	1
	1:09.651 (1:09.651)	2:21.670 (1:12.020)			
4	Abby Parent	0 Minnesota Ru	2:20.00	2:21.71	1
	1:10.593 (1:10.593)	2:21.705 (1:11.112)			
5	Malakai Holloway	JR Bethel (Minn)	2:25.63	2:23.11	1
	1:10.312 (1:10.312)	2:23.101 (1:12.789)			
6	Adisa Preston	FR Macalester	2:28.28	2:24.32	1
	1:10.653 (1:10.653)	2:24.313 (1:13.660)			
7	Destiny Mattingly	FR Concordia-St	2:28.20	2:25.65	1
	1:09.899 (1:09.899)	2:25.646 (1:15.747)			
8	Michaella Hartinger	JR Concordia-St	2:32.80	2:27.25	2
	1:11.121 (1:11.121)	2:27.243 (1:16.123)			
9	Sophie Leinfelder	SO Viterbo	2:30.85	2:28.05	2
	1:12.936 (1:12.936)	2:28.044 (1:15.108)			
10	Karley Thurston	SO Macalester	2:29.72	2:28.71	2
	1:12.793 (1:12.793)	2:28.703 (1:15.910)			

11	Ella Krumm	FR Macalester	2:29.00	2:29.01	2
	1:12.608 (1:12.608)	2:29.006 (1:16.399)			
12	Anya Hirsch	SO Viterbo	2:33.71	2:31.79	2
	1:13.537 (1:13.537)	2:31.788 (1:18.251)			
13	Esther Nelson	FR Bethel (Minn	2:35.44	2:31.91	2
	1:13.999 (1:13.999)	2:31.902 (1:17.903)			
14	Anna Warren	FR Macalester	2:41.53	2:33.64	3
	1:15.272 (1:15.272)	2:33.639 (1:18.367)			
15	Anna Swanson	JR Saint Mary's	2:26.21	2:33.87	1
	1:10.980 (1:10.980)	2:33.862 (1:22.883)			
16	Brianna Crouch	SR Upper Iowa	2:42.61	2:37.12	3
	1:14.667 (1:14.667)	2:37.117 (1:22.451)			
17	Kaye Rysdahl	FR Bethel (Minn	2:37.10	2:38.10	2
	1:15.319 (1:15.319)	2:38.095 (1:22.777)			
18	Sarah Rey	FR Bethel (Minn	2:39.21	2:39.52	2
	1:16.074 (1:16.074)	2:39.512 (1:23.439)			
19	Chloe Kintop	JR Augsburg	2:44.77	2:51.06	3
	1:22.880 (1:22.880)	2:51.053 (1:28.173)			
20	Heather Long	FR Bethel (Minn	3:06.83	2:56.33	3
	1:26.503 (1:26.503)	2:56.323 (1:29.821)			
21	Annabel Lantz	FR Augsburg	3:02.06	2:56.92	3
	1:28.763 (1:28.763)	2:56.911 (1:28.148)			
--	Gabriella Gutenkauf	Minnesota Ru	3:10.00	DNS	3
--	Nora Berry	0 Minnesota Ru	2:45.00	DNS	3
--	Katherine Tomaska	0 Minnesota Ru	2:26.00	DNS	1
--	Inгри Ramirez	SO Augsburg	3:21.78	DNS	3
--	Nandini Satsangi	0 Minnesota Ru	2:36.00	DNS	2
--	Emma Mader	SR Hamline	2:28.00	DNS	1
--	Lena Stern	SR Macalester	2:23.26	DNS	1
--	Madeline Rodriguez	JR Macalester	2:30.82	DNS	2
--	Lizzy Erlandson	SR St. Catherin	2:45.19	DNS	3
--	Ellen Szostak	SR Mill City Ru	2:35.00	DNS	2
--	Emma Meyer	SR St. Catherin	2:43.04	DNS	3

Women 1500 Meter Run

=====

Stadium: S 4:21.09 4/1/2017 Emilee Trost, Minnesota-Duluth
 Meet: M 4:30.49 5/4/2013 Elizabeth Yetzer, Unattached

Name	Year	School	Seed	Finals	H#
1 Katherine Tomaska	0	Minnesota Ru	4:50.69	4:48.18	1
		56.799 (56.799)	2:15.456 (1:18.658)	3:34.407 (1:18.951)	
		4:48.172 (1:13.766)			
2 Lena Stern	SR	Macalester	4:55.96	4:54.42	1
		56.521 (56.521)	2:15.186 (1:18.666)	3:34.721 (1:19.536)	
		4:54.420 (1:19.700)			
3 Miranda Kerndt	FR	Hamline	5:14.88	5:12.00	1
		58.205 (58.205)	2:23.924 (1:25.720)	3:50.137 (1:26.213)	
		5:11.994 (1:21.857)			
4 Maggie Froh	SO	Macalester	5:10.87	5:14.84	1
		59.786 (59.786)	2:25.689 (1:25.903)	3:50.900 (1:25.211)	
		5:14.834 (1:23.935)			
5 Sophie Leinfelder	SO	Viterbo	5:26.08	5:20.57	1
		59.694 (59.694)	2:25.958 (1:26.264)	3:54.810 (1:28.853)	
		5:20.561 (1:25.751)			
6 Anya Swanson	SR	St. Catherin	5:29.83	5:22.10	2
		1:02.769 (1:02.769)	2:30.672 (1:27.903)	3:59.929 (1:29.257)	
		5:22.091 (1:22.162)			
7 Ellen Szostak	SR	Mill City Ru	5:08.00	5:22.24	1
		58.836 (58.836)	2:22.484 (1:23.649)	3:52.023 (1:29.539)	
		5:22.233 (1:30.210)			
8 Lydia Gessner	FR	Bethel (Minn	5:28.40	5:22.99	2
		57.363 (57.363)	2:23.011 (1:25.648)	3:53.624 (1:30.613)	
		5:22.990 (1:29.367)			
9 Libby Roberdeau	FR	Hamline	5:16.32	5:24.04	1

1:00.048 (1:00.048)	2:25.158 (1:25.110)	3:52.925 (1:27.768)		
5:24.033 (1:31.108)				
10 Avery Sivonen	JR Concordia-St	5:25.18	3	
1:03.080 (1:03.080)	2:31.359 (1:28.280)	4:00.255 (1:28.896)		
5:25.172 (1:24.918)				
11 Maggie Morgan	SO Macalester	5:36.82	5:28.94	2
1:03.011 (1:03.011)	2:30.958 (1:27.948)	4:00.301 (1:29.343)		
5:28.935 (1:28.635)				
12 Brianna Crouch	SR Upper Iowa	5:10.86	5:29.19	1
57.613 (57.613)	2:20.073 (1:22.460)	3:51.844 (1:31.772)		
5:29.188 (1:37.344)				
13 Charlotte Adams	SO Hamline	5:35.85	5:30.14	2
1:02.520 (1:02.520)	2:32.397 (1:29.877)	4:03.878 (1:31.482)		
5:30.133 (1:26.255)				
14 Molly Balch	0 Minnesota Ru	5:37.11	5:30.45	2
1:03.255 (1:03.255)	2:31.154 (1:27.899)	4:00.844 (1:29.691)		
5:30.447 (1:29.603)				
15 Sylvia Coyle	FR Macalester	5:25.59	5:31.15	1
1:01.722 (1:01.722)	2:31.331 (1:29.609)	4:03.034 (1:31.704)		
5:31.145 (1:28.111)				
16 Macey White	SR Upper Iowa	5:30.96	5:32.50	2
1:01.858 (1:01.858)	2:31.251 (1:29.393)	4:03.341 (1:32.091)		
5:32.498 (1:29.158)				
17 Sarah Vander Kolk	FR Bethel (Minn)	5:45.30	5:35.54	3
1:02.461 (1:02.461)	2:30.571 (1:28.110)	4:02.272 (1:31.701)		
5:35.536 (1:33.265)				
18 Larissa Minshull	FR Bethel (Minn)	5:35.31	5:40.32	2
59.839 (59.839)	2:30.415 (1:30.577)	4:05.328 (1:34.913)		
5:40.314 (1:34.986)				
19 Emma Meyer	SR St. Catherin	5:48.51	5:40.63	3
1:03.911 (1:03.911)	2:34.468 (1:30.557)	4:08.387 (1:33.920)		
5:40.621 (1:32.234)				
20 Celia Woyke	FR Bethel (Minn)	5:35.80	5:42.48	2
1:03.333 (1:03.333)	2:34.648 (1:31.316)	4:09.950 (1:35.302)		
5:42.473 (1:32.524)				
21 Jadyn Schultz	SO Upper Iowa	5:38.57	5:45.02	2
1:03.624 (1:03.624)	2:34.975 (1:31.351)	4:11.539 (1:36.565)		
5:45.013 (1:33.474)				
22 Amanda Bittmann	Minnesota Ru	5:47.00	5:47.23	3
1:06.651 (1:06.651)	2:40.268 (1:33.617)	4:15.460 (1:35.193)		
5:47.228 (1:31.768)				
23 Klaire Petersen	SO Hamline	5:45.25	5:49.04	3
1:05.932 (1:05.932)	2:40.010 (1:34.078)	4:20.569 (1:40.560)		
5:49.036 (1:28.467)				
24 Madison Brownrigg	SR Upper Iowa	5:27.82	5:53.00	2
58.173 (58.173)	2:28.767 (1:30.594)	4:09.504 (1:40.737)		
5:52.995 (1:43.492)				
25 Jalisa Mathews	SO Hamline	5:49.66	5:53.18	3
1:04.182 (1:04.182)	2:34.759 (1:30.578)	4:12.878 (1:38.119)		
5:53.172 (1:40.295)				
26 Aspen Clarksean	FR Hamline	5:41.54	5:56.17	2
1:02.315 (1:02.315)	2:35.628 (1:33.313)	4:15.182 (1:39.555)		
5:56.168 (1:40.987)				
27 Katie Nelson	JR St. Catherin	6:11.21	6:03.21	3
1:07.109 (1:07.109)	2:40.842 (1:33.734)	4:21.947 (1:41.105)		
6:03.202 (1:41.255)				
-- Abby Parent	0 Minnesota Ru	4:53.98	DNS	1
-- Emma Brown	Minnesota Ru	6:16.00	DNS	3
-- Sylvia Greene	SO Macalester	5:13.00	DNS	1
58.208 (58.208)				
-- Lizzy Erlandson	SR St. Catherin	5:47.88	DNS	3
-- Delaney Butler	JR Concordia-St	6:11.77	DNS	3
-- Gabriella Gutenkauf	Minnesota Ru	7:00.00	DNS	3
-- Nandini Satsangi	0 Minnesota Ru	5:15.74	DNS	1
58.088 (58.088)	2:23.680 (1:25.592)			

Women 5000 Meter Run

=====				
Stadium: S 16:08.19		5/6/2005	Sara Wells, Unattached	
Meet: M 16:08.19		5/6/2005	Sara Wells, Unattached	
Name	Year	School	Seed	Finals
=====				
1 Cassie Davis	0	Minnesota Ru	18:32.00	19:03.91
42.546 (42.546)		2:13.931 (1:31.385)		3:45.392 (1:31.462)
5:16.944 (1:31.552)		6:48.810 (1:31.867)		8:19.936 (1:31.126)
9:51.889 (1:31.953)		11:24.703 (1:32.815)		12:58.206 (1:33.504)
14:31.094 (1:32.888)		16:04.089 (1:32.995)		17:36.160 (1:32.071)
19:03.903 (1:27.744)				
2 Grace Morningstar	FR	Bethel (Minn	21:03.71	20:11.24
44.072 (44.072)		2:16.810 (1:32.738)		3:49.548 (1:32.738)
5:21.801 (1:32.254)		6:56.319 (1:34.519)		8:33.133 (1:36.814)
10:11.618 (1:38.486)		11:51.955 (1:40.337)		13:34.448 (1:42.493)
15:17.333 (1:42.886)		16:58.633 (1:41.300)		18:37.365 (1:38.732)
20:11.235 (1:33.871)				
3 Danielle Freshwaters	SR	Macalester	20:10.41	20:36.04
43.738 (43.738)		2:15.940 (1:32.203)		3:48.815 (1:32.875)
5:21.386 (1:32.572)		6:55.435 (1:34.049)		8:32.657 (1:37.222)
10:13.615 (1:40.959)		11:57.430 (1:43.815)		13:42.694 (1:45.265)
15:27.216 (1:44.522)		17:12.126 (1:44.910)		18:56.138 (1:44.012)
20:36.040 (1:39.903)				
4 Madeleine Breunig		Unattached	19:50.00	20:56.07
43.880 (43.880)		2:16.478 (1:32.598)		3:54.986 (1:38.509)
5:34.822 (1:39.837)		7:14.705 (1:39.883)		8:55.217 (1:40.512)
10:37.657 (1:42.440)		12:21.892 (1:44.236)		14:05.070 (1:43.178)
15:49.028 (1:43.958)		17:33.574 (1:44.546)		19:17.143 (1:43.570)
20:56.062 (1:38.919)				
5 Ellesa St. George	FR	Bethel (Minn	21:24.72	21:17.22
45.922 (45.922)		2:21.775 (1:35.853)		3:59.387 (1:37.612)
5:42.172 (1:42.785)		7:27.443 (1:45.272)		9:10.915 (1:43.472)
10:54.816 (1:43.901)		12:38.837 (1:44.022)		14:25.039 (1:46.203)
16:09.964 (1:44.925)		17:54.927 (1:44.964)		19:39.381 (1:44.454)
21:17.213 (1:37.832)				
6 Kelsey Thelen	FR	Concordia-St	21:08.48	21:28.21
45.680 (45.680)		2:21.102 (1:35.423)		3:58.168 (1:37.066)
5:38.399 (1:40.232)		7:21.197 (1:42.798)		9:04.698 (1:43.501)
10:48.720 (1:44.022)		12:34.852 (1:46.133)		14:21.409 (1:46.558)
16:10.296 (1:48.887)		17:57.686 (1:47.391)		19:46.347 (1:48.661)
21:28.201 (1:41.855)				
7 Lydia Gessner	FR	Bethel (Minn	21:00.00	21:48.63
44.342 (44.342)		2:19.642 (1:35.301)		3:57.838 (1:38.197)
5:38.023 (1:40.186)		7:21.824 (1:43.801)		9:08.187 (1:46.364)
10:54.332 (1:46.145)		12:41.702 (1:47.371)		14:33.151 (1:51.449)
16:24.087 (1:50.936)		18:14.089 (1:50.003)		20:05.865 (1:51.776)
21:48.623 (1:42.758)				
8 Brenna Nelson	SO	St. Catherin	21:52.06	22:05.97
45.518 (45.518)		2:21.381 (1:35.863)		3:59.091 (1:37.710)
5:43.267 (1:44.177)		7:30.958 (1:47.692)		9:19.427 (1:48.469)
11:08.330 (1:48.903)		12:59.438 (1:51.109)		14:50.026 (1:50.588)
16:41.378 (1:51.353)		18:31.592 (1:50.214)		20:21.526 (1:49.934)
22:05.967 (1:44.441)				
9 Sarah Vander Kolk	FR	Bethel (Minn	22:00.00	22:31.30
45.751 (45.751)		2:22.352 (1:36.602)		4:03.195 (1:40.844)
5:48.265 (1:45.071)		7:35.370 (1:47.105)		9:24.587 (1:49.218)
11:15.094 (1:50.507)		13:09.255 (1:54.161)		15:02.601 (1:53.347)
16:57.447 (1:54.846)		18:47.502 (1:50.056)		20:42.542 (1:55.040)
22:31.300 (1:48.758)				
10 Lily Harvey	FR	St. Catherin	22:51.75	23:02.74
46.486 (46.486)		2:22.747 (1:36.262)		4:03.668 (1:40.921)
5:48.978 (1:45.311)		7:36.103 (1:47.126)		9:26.874 (1:50.771)

11:20.764 (1:53.891)	13:18.690 (1:57.926)	15:16.859 (1:58.169)
17:15.546 (1:58.687)	19:14.684 (1:59.139)	21:14.205 (1:59.521)
23:02.734 (1:48.530)		
-- Sarah Rey	FR Bethel (Minn	22:00.00 DNF
44.480 (44.480)	2:20.257 (1:35.777)	3:58.331 (1:38.075)
5:39.581 (1:41.251)	7:22.680 (1:43.099)	9:09.540 (1:46.861)
-- Maggie Froh	SO Macalester	20:00.00 DNF
43.474 (43.474)	2:15.642 (1:32.168)	3:48.545 (1:32.903)
5:21.127 (1:32.583)	6:54.764 (1:33.637)	8:30.336 (1:35.573)
10:08.301 (1:37.965)	11:47.348 (1:39.047)	
-- Celia Woyke	FR Bethel (Minn	22:00.00 DNS
-- Heather Long	FR Bethel (Minn	25:00.00 DNS

Women 100 Meter Hurdles

=====						
Stadium: S 13.73		5/3/2014	Heather Miller Koch, CPTC New Balance			
Meet: M 13.73		5/3/2014	Heather Miller Koch, CPTC New Balance			
Name	Year	School	Seed	Finals	Wind	H#
=====						
1 Kelsie Sealock	SO	Bethel (Minn	14.44	14.07	1.8	1
2 Christabelle Mulcahy	SR	Concordia-St	14.15	14.27	1.8	1
3 Taynian Walgrave		St. Thomas (Minn	14.44	14.62	1.8	1
4 Gabby Bodin	SO	St. Catherin	15.18	15.37	1.8	1
5 Elle Geislinger	FR	St. Catherin	15.86	15.48	1.8	1
6 Jordan Sekafetz	FR	Upper Iowa	15.58	15.95	1.8	1
7 Emma Johnson	FR	Viterbo	16.59	16.21	1.7	2
8 Ashley Veronen	FR	Viterbo	16.31	16.24	1.8	1
9 Ally Stackhouse	FR	Bethel (Minn	16.14	16.40	1.8	1
10 Burnices Barlue	FR	St. Catherin	16.43	16.48	1.7	2 16.475
11 Tess Durscher	SO	Viterbo	16.81	16.48	1.7	2 16.480
12 Heather Wiehe	0	Minnesota Ru	16.40	16.52	1.7	2
13 Cecelia Miller	SR	Hamline	16.27	16.59	1.8	1
14 Hannah King	SO	Bethel (Minn	17.20	16.91	1.7	2
15 Alison Jaecks	JR	Viterbo	17.38	17.68	1.7	2
16 Gabriele Hannah	FR	Hamline	17.95	17.84	1.7	2
17 Cynthia Garcia Balmaceda	SO	Bethel (Minn	18.18	18.10	0.5	3
18 Jade Martin	JR	Upper Iowa	18.51	19.44	0.5	3
19 Bella Ingraham	0	Minnesota Ru	19.79	20.14	0.5	3

Women 400 Meter Hurdles

=====						
Stadium: S 1:00.63		5/6/2005	Melissa Steele, Minnesota			
Meet: M 1:00.63		5/6/2005	Melissa Steele, Minnesota			
Name	Year	School	Seed	Finals		
=====						
1 Courtney Mensah	SO	Concordia-St	1:11.75	1:09.39		
2 Tess Durscher	SO	Viterbo	1:11.60	1:09.91		
3 Jessie Smith	FR	Bethel (Minn	1:15.00	1:11.78		
4 Andreiana Aurelius	FR	Hamline	1:12.61	1:17.60		
5 Bella Ingraham	0	Minnesota Ru	1:23.92	1:27.22		
-- Mikayla Turek	SO	Bethel (Minn	1:04.78	DNS		
-- Addie Brooke-Pike	SR	Macalester	1:18.71	DNS		
-- Natalie Windels	NA	Unat-Minneso	1:04.44	SCR		

Women 3000 Meter Steeplechase

=====						
Stadium: S 10:15.40		4/1/2017	Breanna Colbenson, Minnesota-Duluth			
Meet: M 10:47.43		5/2/2015	Breanna Colbenson, Minnesota-Duluth			
Name	Year	School	Seed	Finals		
=====						
1 Amanda Tuvey	SO	Saint Mary's		12:38.88		
55.389 (55.389)		2:32.114 (1:36.726)		4:10.446 (1:38.332)		
5:50.905 (1:40.460)		7:33.051 (1:42.147)		9:15.939 (1:42.888)		
10:57.813 (1:41.874)		12:38.872 (1:41.060)				
2 Molly Balch	0	Minnesota Ru	12:51.31	12:53.11		

	54.780 (54.780)	2:31.266 (1:36.487)	4:09.858 (1:38.592)
	5:50.530 (1:40.672)	7:34.749 (1:44.220)	9:22.907 (1:48.158)
	11:09.678 (1:46.771)	12:53.101 (1:43.424)	
3 Katherine Tomaska	0 Minnesota Ru	12:50.00	12:58.17
	55.321 (55.321)	2:34.701 (1:39.381)	4:15.653 (1:40.952)
	5:57.013 (1:41.360)	7:41.891 (1:44.879)	9:28.079 (1:46.188)
	11:13.542 (1:45.464)	12:58.161 (1:44.619)	
4 Marissa Cutlan	SO Bethel (Minn	13:19.57	13:03.88
	55.167 (55.167)	2:31.834 (1:36.668)	4:10.900 (1:39.067)
	5:54.308 (1:43.409)	7:41.457 (1:47.149)	9:34.461 (1:53.005)
	11:25.847 (1:51.387)	13:03.876 (1:38.029)	
5 Anna Decker	FR Bethel (Minn	13:31.69	13:12.50
	55.021 (55.021)	2:32.189 (1:37.168)	4:11.674 (1:39.486)
	5:53.148 (1:41.475)	7:38.579 (1:45.431)	9:30.845 (1:52.266)
	11:22.833 (1:51.988)	13:12.495 (1:49.662)	
6 Ashley Donovan	JR Upper Iowa	13:33.62	13:24.75
	55.721 (55.721)	2:34.207 (1:38.487)	4:12.907 (1:38.700)
	5:55.317 (1:42.410)	7:46.401 (1:51.085)	9:41.411 (1:55.011)
	11:36.919 (1:55.508)	13:24.745 (1:47.827)	
7 Kyra Anderson	Unattached	13:00.00	13:53.52
	56.191 (56.191)	2:34.296 (1:38.106)	4:16.948 (1:42.653)
	6:07.720 (1:50.772)	8:04.107 (1:56.387)	10:03.464 (1:59.357)
	12:02.069 (1:58.606)	13:53.518 (1:51.450)	
8 Katrina Mousel	Minnesota Ru	15:00.00	13:59.23
	59.245 (59.245)	2:48.546 (1:49.301)	4:36.969 (1:48.424)
	6:27.658 (1:50.689)	8:20.076 (1:52.419)	10:12.498 (1:52.423)
	12:06.352 (1:53.854)	13:59.224 (1:52.873)	
9 Amanda Bittmann	Minnesota Ru		14:24.40
	59.805 (59.805)	2:51.781 (1:51.977)	4:44.419 (1:52.638)
	6:37.306 (1:52.888)	8:32.706 (1:55.400)	10:29.846 (1:57.141)
	12:27.615 (1:57.770)	14:24.399 (1:56.784)	
10 Rachel Edidin	Minnesota Ru	15:00.00	15:25.09
	1:00.146 (1:00.146)	2:52.684 (1:52.539)	4:50.004 (1:57.320)
	6:53.020 (2:03.016)	9:01.899 (2:08.879)	11:11.926 (2:10.028)
	13:23.676 (2:11.750)	15:25.087 (2:01.412)	
11 Mackenzie Thayer	Minnesota Ru	16:00.00	16:08.09
	59.289 (59.289)	2:49.295 (1:50.007)	4:52.065 (2:02.770)
	7:07.624 (2:15.559)	9:26.450 (2:18.827)	11:46.969 (2:20.520)
	14:02.470 (2:15.501)	16:08.083 (2:05.614)	
-- Morgan Brandt	JR St. Catherin	14:05.11	DNS
-- Abby Witte	Minnesota Ru	18:00.00	DNS
-- Nandini Satsangi	0 Minnesota Ru	12:30.00	DNS

Women 4x100 Meter Relay

=====			
Stadium:	S 46.95	5/2/2009	Minnesota, Minnesota
Meet:	M 46.95	5/2/2009	Minnesota, Minnesota
School		Seed	Finals
=====			
1 Upper Iowa 'A'		49.39	48.34
1) Jordan Sekafetz FR			
3) Nailea Espinoza FR	2) Maddie Stevens FR		
2 Bethel (Minn.) 'A'		50.21	49.17
1) Jireh Babalola SO	2) Britta Nordberg SO		
3) Makenna Brown SO	4) Hannah Sankey SR		
3 Hamline 'A'		50.49	50.26
1) Essence Boe SO	2) Ellie Logelin FR		
3) Cecelia Miller SR	4) Jailyn Robinson SO		
4 St. Catherine (Minn.) 'A'		51.00	50.28
1) Claire Nichols JR	2) Erin Doyle SO		
3) Elle Geislinger FR	4) Madi Genz FR		
5 Macalester 'A'		51.19	51.02
1) Penny Hunter SO	2) Adisa Preston FR		
3) Sara Gregor JR	4) Journey Amundson JR		
6 Minnesota Running Club 'A'		54.62	53.89

1) Shivani Shrestha 0	2) Anna Timme 0		
3) Heather Wiehe 0	4) Bella Ingraham 0		
-- Viterbo 'A'	50.40	DQ	2nd - Out of Zone
1) Lana Yeakel SO	2) Ashley Veronen FR		
3) Claudia Schunk SO	4) Breanna Ihde SO		
-- Saint Mary's (Minn.) 'A'	51.31	DNS	
1) Nathalie Freire SR	2) Abrianna Utgaard JR		
3) Caroline Gearin SO	4) Sydney Klausler SR		

Women 4x400 Meter Relay

=====			
Stadium: S 3:47.66	5/2/2009	Minnesota, Minnesota	
Meet: M 3:47.66	5/2/2009	Minnesota, Minnesota	
School		Seed	Finals
=====			
1 Hamline 'A'		4:09.02	4:04.27
1) Lucy Hoelscher SO	2) Ellie Logelin FR		
3) Alexandra Maddux JR	4) Lindsey Bernardy FR		
2 Viterbo 'A'		4:03.00	4:08.65
1) Aimee Kemper FR	2) Lana Yeakel SO		
3) Claudia Schunk SO	4) Breanna Ihde SO		
3 Macalester 'A'		4:16.96	4:25.96
1) Madeline Rodriguez JR	2) Maria Blaesing SO		
3) Meira Smit FR	4) Lena Stern SR		
4 Hamline 'B'		4:20.00	4:31.59
1) Emme Nelson FR	2) Jen Valley SO		
3) Andreiana Aurelius FR	4) Mercedes Hamilton FR		
5 Minnesota Running Club 'A'		4:34.00	4:54.03
1) Cassie Davis 0	2) Katherine Tomaska 0		
3) Molly Balch 0	4) Nandini Satsangi 0		
-- Minnesota Running Club 'B'			DNS
1) Nora Berry 0	2) Bella Ingraham 0		
3) Anna Timme 0	4) Abby Parent 0		
-- Saint Mary's (Minn.) 'A'		4:12.52	DNS
1) Abrianna Utgaard JR	2) Sydney Klausler SR		
3) Anna Swanson JR	4) Caroline Gearin SO		
-- Upper Iowa 'A'		4:19.59	DNS
1) Maddie Stevens FR	2) Zakaria Fuller SO		
3) Jade Martin JR	4) Brianna Crouch SR		

Women High Jump

=====					
Stadium: S 1.73m	5/6/2005	Liz Roehrig, Minnesota			
Stadium: S 1.73m	5/4/2007	Kali Erlandson, Minnesota State Mankato			
Meet: M 1.73m	5/6/2005	Liz Roehrig, Minnesota			
Meet1: M 1.73m	5/4/2007	Kali Erlandson, Minnesota State Mankato			
Name	Year	School	Seed	Finals	
=====					
1 Ella Paaverud		JR Concordia-St	1.65m	1.63m	5-04.25
1.55 1.60 1.63 1.68					
O O XXO XXX					
2 Miranda Kendall		FR Viterbo	1.58m	1.60m	5-03.00
1.45 1.50 1.55 1.60 1.63					
O XO O O XXX					
3 Ashley Veronen		FR Viterbo	1.53m	1.50m	4-11.00
1.40 1.45 1.50 1.55					
O O O XXX					
3 Alexie Stephani		SO Viterbo		1.50m	4-11.00
1.45 1.50 1.55					
O O XXX					
5 Margaret Nielsen		JR Upper Iowa	1.45m	1.50m	4-11.00
1.35 1.40 1.45 1.50 1.55					
O XXO O XXO XXX					
6 Brittiney Harris		SR Upper Iowa	1.50m	1.40m	4-07.00
1.40 1.45 1.50					

	O XXX XXX				
7	Shivani Shrestha	0	Minnesota Ru	1.34m	1.40m 4-07.00
	1.30 1.35 1.40 1.45				
	O O XXO XXX				
8	Emma Ries	FR	Hamline	1.48m	1.35m 4-05.00
	1.35 1.40				
	O XXX				
--	Adisa Preston	FR	Macalester	1.33m	DNS

Women Pole Vault

=====					
Stadium: S 4.40m 4/25/2012 Sam Sonnenberg, Unattached					
Meet: M 4.30m 5/2/2015 Samantha Sonnenberg, Unattached					
Name	Year	School	Seed	Finals	
=====					
1	Bailey Nuutinen	SO	Viterbo	3.45m	3.58m 11-09.00
	3.28 3.43 3.58 3.71				
	XO O O XXX				
2	Jessica Lilland	SO	Bethel (Minn)	3.50m	3.43m 11-03.00
	3.28 3.43 3.58 3.71				
	XO O P XXX				
3	Maddie Sowinski	SO	Hamline	3.35m	3.28m 10-09.00
	3.28 3.43				
	O XXX				
4	Sofia Dodge	SO	Concordia-St	3.45m	3.13m 10-03.25
	3.13 3.28				
	XO XXX				
4	Caitlin Salfer	JR	St. Benedict	3.15m	3.13m 10-03.25
	2.83 2.98 3.13 3.28				
	O O XO XXX				
6	Molly Vaughan	FR	St. Benedict	3.15m	3.13m 10-03.25
	2.83 2.98 3.13 3.28				
	O O XXO XXX				
7	Tess Durscher	SO	Viterbo	3.13m	2.98m 9-09.25
	2.83 2.98 3.13 3.28				
	O O P XXX				
7	Caroline Gearin	SO	Saint Mary's	3.53m	2.98m 9-09.25
	2.98 3.13				
	O XXX				
9	Callie Reintsma	SO	Concordia-St	3.20m	2.98m 9-09.25
	2.83 2.98 3.13				
	XO O XXX				
10	Emma Johnson	FR	Viterbo	3.12m	2.98m 9-09.25
	2.83 2.98 3.13				
	XO XO XXX				
10	Nathalie Freire	SR	Saint Mary's	2.78m	2.98m 9-09.25
	2.83 2.98 3.13				
	XO XO XXX				
12	Grace Pierson	SO	Hamline	2.87m	2.83m 9-03.25
	2.83 2.98				
	XXO XXX				
12	Zoe Witham	SR	St. Benedict	2.85m	2.83m 9-03.25
	2.83 2.98				
	XXO XXX				
--	Lynzy Tran	FR	Bethel (Minn)	2.20m	NH
	2.83				
	XXX				
--	Signe Harris	SO	Bethel (Minn)	2.65m	NH
	2.83				
	XXX				
--	Gabriella Geszvain	SO	Viterbo	2.85m	NH
	2.83				
	XXX				
--	Genevieve Chenoweth	FR	Upper Iowa	2.60m	NH
	2.83				

XXX					
-- Julia Goetzman	JR Bethel (Minn	2.65m		NH	
2.83					
XXX					
-- Jenna Lillard	FR Bethel (Minn	2.51m		NH	
2.83					
XXX					
-- Sadie Koelz	SR Bethel (Minn	3.13m		NH	
3.13					
XXX					
-- Olivia Hoff	SR St. Benedict	2.96m		DNS	
-- Hannah Grosse	SR Macalester	3.60m		DNS	
-- Sabrina Buffetta	FR St. Benedict	2.96m		DNS	

Women Long Jump

=====							
Stadium: S 6.01m		5/5/2006	Liz Roehrig, Minnesota				
Meet: M 6.01m		5/5/2000	Liz Roehrig, Minnesota				
Name	Year	School	Seed	Finals	Wind	H#	
=====							
1 Mikayla Ennevor	SR	Macalester	5.20m	5.08m	+0.0	16-08.00	2
5.08m(+0.0)	FOUL	5.05m(1.0)	5.07m(2.0)	4.90m(0.7)	PASS		
2 Lana Yeakel	SO	Viterbo	5.40m	5.07m	0.1	16-07.75	2
5.07m(0.1)	4.99m(1.5)	4.95m(1.2)	PASS	PASS	PASS		
3 Gabby Bodin	SO	St. Catherin	5.02m	4.96m	0.8	16-03.25	2
4.83m(1.4)	4.77m(0.4)	FOUL	4.83m(1.7)	4.96m(0.8)	4.87m(0.6)		
4 Sara Gregor	JR	Macalester	4.81m	4.95m	1.7	16-03.00	1
FOUL	4.64m(0.6)	FOUL	FOUL	4.95m(1.7)	4.77m(0.2)		
5 Jordan Terry	SR	Augsburg	4.92m	4.91m	1.5	16-01.50	1
FOUL	FOUL	4.91m(1.5)	FOUL	FOUL	4.80m(0.9)		
6 Reilee Schepper	JR	St. Catherin	5.05m	4.89m	1.4	16-00.50	2
4.89m(1.4)	4.73m(+0.0)	FOUL	FOUL	4.73m(1.1)	4.83m(0.9)		
7 Claire Nichols	JR	St. Catherin	5.05m	4.84m	0.8	15-10.50	2
4.84m(0.8)	FOUL	FOUL	FOUL	FOUL	4.66m(1.4)		
8 Briana Gilbert	FR	Hamline		4.78m	0.5	15-08.25	1
4.52m(0.9)	FOUL	4.62m(+0.0)	FOUL	4.78m(0.5)	4.54m(1.1)		
9 Ella Eliason	SO	Bethel (Minn	5.06m	4.70m	2.1	15-05.00	2
FOUL	FOUL	4.70m(2.1)	4.63m(1.1)	4.64m(0.7)	4.66m(0.2)		
10 Grace Peyron	SO	Viterbo	5.16m	4.59m	0.1	15-00.75	2
4.52m(1.0)	4.59m(0.1)	4.22m(0.7)					
11 Lillian Maul	SO	Saint Mary's	4.80m	4.58m	0.4	15-00.50	1
4.58m(0.4)	4.06m(0.1)	4.50m(1.2)					
12 Margaret Nielsen	JR	Upper Iowa	4.51m	4.13m	0.1	13-06.75	1
4.13m(0.1)	FOUL	4.07m(0.6)					
13 Jade Martin	JR	Upper Iowa	4.66m	4.00m	0.3	13-01.50	1
4.00m(0.3)	3.98m(2.1)	3.90m(0.5)					
14 Maclairen Strong	SR	St. Catherin	3.82m	3.87m	0.5	12-08.50	1
3.87m(0.5)	3.68m(0.7)	3.79m(NWI)					
-- Monique Kai	SR	Concordia-St	5.18m	FOUL			2
FOUL	FOUL	FOUL					
-- Essence Boe	SO	Hamline	4.09m	DNS	NWI		1
-- Shivani Shrestha	0	Minnesota Ru	4.62m	DNS	NWI		1
-- Julia Benson	FR	Hamline	4.10m	DNS	NWI		1
-- Jen Valley	SO	Hamline	5.41m	DNS	NWI		2
-- Julianna Boyum	FR	Hamline	4.32m	DNS	NWI		1
-- Sydney Klausler	SR	Saint Mary's	5.44m	DNS	NWI		2
-- Jailyn Robinson	SO	Hamline	5.62m	DNS	NWI		2

Women Triple Jump

=====							
Stadium: S 12.97m		5/6/2005	Shani Marks, Unattached				
Meet: M 12.97m		5/6/2005	Shani Marks, Unattached				
Name	Year	School	Seed	Finals	Wind	H#	
=====							
1 Journey Amundson	JR	Macalester	11.37m	10.81m	1.3	35-05.75	

	10.64m(1.7)	10.78m(2.8)	10.81m(1.3)	10.20m(+0.0)	10.75m(1.0)	10.57m(1.2)			
2	Grace Perrenoud		JR Bethel (Minn		10.99m	10.76m	2.4	35-03.75	
	10.52m(3.1)	10.76m(2.4)	10.29m(+0.0)	10.39m(1.1)	10.18m(0.7)	10.72m(1.2)			
3	Reilee Schepper		JR St. Catherin		11.12m	10.72m	1.7	35-02.00	
	10.59m(1.1)	10.56m(+0.0)	FOUL	10.49m(+0.0)	10.72m(1.7)	FOUL			
4	Burnices Barlue		FR St. Catherin		10.89m	10.42m	0.2	34-02.25	
	10.12m(+0.0)	10.42m(0.2)	FOUL	10.40m(1.7)	10.30m(0.7)	FOUL			
5	Alexie Stephani		SO Viterbo			10.38m	1.7	34-00.75	
	FOUL	10.24m(1.7)	10.38m(1.7)	10.06m(1.0)	FOUL	FOUL			
6	Briana Gilbert		FR Hamline			10.03m	3.6	32-11.00	
	10.00m(1.1)	10.00m(1.7)	10.03m(3.6)						
7	Miranda Kendall		FR Viterbo			9.64m	+0.0	31-07.50	
	9.61m(1.9)	9.19m(0.7)	9.64m(+0.0)	9.21m(1.2)	9.19m(0.2)	FOUL			
--	Mikayla Ennevor		SR Macalester		10.50m	DNS	NWI		
--	Julia Benson		FR Hamline		8.82m	DNS	NWI		
--	Bryana Leverentz		JR St. Catherin		10.36m	DNS	NWI		

Women Shot Put

=====									
Stadium: S		16.37m	5/4/2019	Nayoka Clunis, UNAT-Minnesota					
Meet: M		16.37m	5/4/2019	Nayoka Clunis, UNAT-Minnesota					
Name	Year	School	Seed	Finals	H#				
=====									
1	Lauren Isaacson	SR St. Catherin	11.20m	11.95m	39-02.50	2			
	11.62m	11.49m	11.76m	11.73m	11.88m	11.95m			
2	Ellie Biggins	SO Hamline	10.98m	11.19m	36-08.50	2			
	11.03m	FOUL	11.19m	11.09m	FOUL	10.94m			
3	Brittiney Harris	SR Upper Iowa	11.25m	11.15m	36-07.00	2			
	11.15m	10.67m	11.09m	11.07m	10.71m	10.36m			
4	Maren Gullingsrud	JR Viterbo	11.40m	10.84m	35-06.75	2			
	10.50m	10.82m	10.84m	10.62m	10.81m	FOUL			
5	Kiana Maghanoy	SO Upper Iowa	9.96m	10.73m	35-02.50	1			
	10.40m	10.33m	10.73m	FOUL	9.79m	FOUL			
6	Samantha Kubes	SO Saint Mary's	12.07m	10.69m	35-01.00	2			
	10.18m	FOUL	10.69m	10.23m	10.47m	FOUL			
7	Sydney Jackman	FR Saint Mary's	9.78m	10.25m	33-07.50	1			
	9.28m	FOUL	10.14m	8.84m	10.25m	FOUL			
8	Morgan Wallendal	FR Saint Mary's	10.39m	10.22m	33-06.50	2			
	9.43m	10.22m	FOUL	FOUL	FOUL	9.82m			
9	Maria Dade	SO Viterbo	9.50m	10.20m	33-05.75	1			
	FOUL	9.03m	10.20m	FOUL	FOUL	FOUL			
10	Lydia Wehrspann	JR St. Catherin	9.97m	9.89m	32-05.50	1			
	9.89m	FOUL	FOUL						
11	Sarah Jeppesen	Unattached	10.30m	9.70m	31-10.00	2			
	9.02m	9.70m	9.45m						
12	Alexis Brainer	FR Upper Iowa	9.91m	9.49m	31-01.75	1			
	6.65m	9.49m	8.87m						
13	Abby Althoff	FR St. Catherin	9.16m	9.02m	29-07.25	1			
	8.79m	8.89m	9.02m						
14	Jenna Morris	FR Concordia-St	9.65m	8.72m	28-07.50	1			
	8.40m	8.66m	8.72m						
15	Kennedy Johnson	SR St. Catherin	9.14m	8.10m	26-07.00	1			
	8.10m	8.06m	7.96m						
--	Emma Roethler	FR Bethel (Minn	12.60m	DNS		2			

Women Discus Throw

=====									
Stadium: S		52.26m	5/5/2006	Liz Podominick, Minnesota					
Meet: M		52.26m	5/5/2005	Liz Podominick, Minnesota					
Name	Year	School	Seed	Finals	H#				
=====									
1	Tia Donlan	SR Concordia-St	46.43m	42.91m	140-09	2			
	40.35m	FOUL	42.88m	41.91m	FOUL	42.91m			
2	Lauren Isaacson	SR St. Catherin	40.29m	41.59m	136-05	2			
	39.82m	41.57m	FOUL	40.59m	FOUL	41.59m			

3	Kiana Maghanoy	SO Upper Iowa	38.70m	39.91m	130-11	2
	36.43m 36.22m 35.14m 39.91m 39.03m 39.04m					
4	Payton Dryden	SO Viterbo	38.84m	39.40m	129-03	2
	35.12m 36.06m 39.40m 37.05m FOUL FOUL					
5	Madison Reed	FR Hamline	37.14m	38.35m	125-10	2
	37.57m FOUL FOUL FOUL 38.35m FOUL					
6	Maria Dade	SO Viterbo	35.69m	37.22m	122-01	2
	32.29m 32.01m FOUL FOUL 37.22m FOUL					
7	Morgan Wallendal	FR Saint Mary's	31.47m	34.05m	111-08	1
	28.27m 30.23m 33.68m 34.05m 30.54m FOUL					
8	Madison McGrane	SO Viterbo	30.22m	32.43m	106-05	1
	32.43m 31.85m 30.64m FOUL 26.85m FOUL					
9	Lexi Ellinghuysen	SO Bethel (Minn)	34.16m	31.76m	104-02	2
	31.02m FOUL 31.76m FOUL 30.56m FOUL					
10	Molly Lukenbill	SO Bethel (Minn)	31.97m	31.01m	101-09	1
	31.01m 28.55m FOUL					
11	Jade Hunt	FR Hamline	29.43m	30.78m	101-00	1
	29.91m 30.78m 24.13m					
12	Alexis Brainer	FR Upper Iowa	34.66m	30.66m	100-07	2
	29.42m FOUL 30.66m					
13	Sydney Jackman	FR Saint Mary's	27.74m	27.32m	89-07	1
	FOUL 25.22m 27.32m					
14	Samantha Kubes	SO Saint Mary's	29.75m	26.90m	88-03	1
	25.40m FOUL 26.90m					
15	Jenna Morris	FR Concordia-St	26.07m	25.51m	83-08	1
	23.95m 25.51m 22.90m					
16	Tawny Plenty Horse	FR Hamline	22.04m	21.73m	71-03	1
	21.73m 15.09m FOUL					
--	Emma Roethler	FR Bethel (Minn)	37.39m	DNS		2

Women Hammer Throw

Stadium: S 63.94m 5/4/2008 Liz Alabi, Unattached						
Meet: M 63.94m 5/4/2008 Liz Alabi, Unattached						
Name	Year	School	Seed	Finals	H#	
1	Jenneel Rodney	JR Hamline	51.31m	49.87m	163-07	2
	FOUL 45.11m 49.87m 49.39m FOUL 47.60m					
2	Tia Donlan	SR Concordia-St	48.05m	48.20m	158-02	2
	44.46m 41.96m 41.49m 44.44m FOUL 48.20m					
3	Samantha Kubes	SO Saint Mary's	41.79m	44.36m	145-06	2
	44.36m FOUL FOUL 38.92m 41.47m FOUL					
4	Madison Reed	FR Hamline	44.58m	42.64m	139-11	2
	39.77m FOUL FOUL FOUL 42.64m FOUL					
5	Lexi Ellinghuysen	SO Bethel (Minn)	41.02m	41.99m	137-09	2
	40.01m FOUL 38.81m FOUL 41.99m 38.79m					
6	Payton Dryden	SO Viterbo	44.70m	40.43m	132-08	2
	39.94m 40.43m FOUL 36.59m 37.60m FOUL					
7	Maren Gullingsrud	JR Viterbo	40.39m	39.60m	129-11	2
	35.73m FOUL 38.47m FOUL 35.36m 39.60m					
8	Madison Fiecke	SR Hamline	41.06m	39.52m	129-08	2
	39.44m 37.57m 38.06m 38.86m 38.53m 39.52m					
9	Molly Lukenbill	SO Bethel (Minn)	40.28m	38.37m	125-11	2
	FOUL FOUL 38.37m 37.02m 37.24m 37.87m					
10	Madison McGrane	SO Viterbo	32.45m	35.26m	115-08	1
	FOUL FOUL 35.26m					
11	Jade Hunt	FR Hamline	33.08m	33.60m	110-03	1
	33.60m FOUL 33.50m					
12	Maria Dade	SO Viterbo	34.86m	32.86m	107-10	1
	31.10m FOUL 32.86m					
13	Tawny Plenty Horse	FR Hamline		32.81m	107-08	1
	29.38m 32.81m 31.75m					
14	Jenna Morris	FR Concordia-St	31.49m	32.74m	107-05	1
	32.74m FOUL FOUL					
15	Ellie Biggins	SO Hamline	33.81m	32.37m	106-02	1

	FOUL	FOUL	32.37m						
16	Lydia Wehrspann	JR	St. Catherin	27.80m	30.45m	99-11	1		
	26.07m	23.47m	30.45m						
17	Callie Kiefer	SO	Viterbo	31.53m	30.34m	99-06	1		
	30.34m	FOUL	29.76m						
18	Anna Becker	FR	Saint Mary's	29.38m	30.04m	98-07	1		
	FOUL	28.75m	30.04m						
19	Morgan Wallendal	FR	Saint Mary's	28.13m	28.44m	93-04	1		
	FOUL	25.32m	28.44m						
20	Sydney Jackman	FR	Saint Mary's		27.76m	91-01	1		
	27.76m	FOUL	26.56m						
21	Abby Althoff	FR	St. Catherin	26.78m	23.75m	77-11	1		
	23.75m	FOUL	FOUL						
--	Sarah Jeppesen		Unattached	37.01m	FOUL		2		
	FOUL	FOUL	FOUL						
--	Emma Roethler	FR	Bethel (Minn)	37.13m	DNS		2		

Women Javelin Throw

Stadium: S 48.29m 5/10/2008 Lisa Brown, Gustavus										
Meet: M 46.55m 5/5/2006 Ruby Radocaj, Minnesota										
Name	Year	School	Seed	Finals						
1	Bryana Leverentz	JR	St. Catherin	39.78m	39.95m	131-01				
	39.38m	38.76m	35.01m	36.25m	36.87m	39.95m				
2	McKenna Hulslander	SO	Hamline	33.55m	35.16m	115-04				
	34.49m	35.16m	34.41m	33.67m	34.55m	29.30m				
3	Kelsie Sealock	SO	Bethel (Minn)	24.29m	33.25m	109-01				
	31.22m	29.77m	33.25m							
4	Abbie Swenson	FR	Bethel (Minn)	31.65m	31.34m	102-10				
	31.34m	28.74m	26.65m	29.40m	30.16m	30.58m				
5	Callie Kiefer	SO	Viterbo	24.39m	26.62m	87-04				
	22.67m	22.61m	20.21m	22.96m	26.62m	24.37m				
6	Lexi Ellinghuysen	SO	Bethel (Minn)	27.42m	25.56m	83-10				
	22.13m	23.07m	22.44m	FOUL	22.60m	25.56m				
7	Ellie Loesch	SR	Upper Iowa	25.40m	25.34m	83-02				
	24.98m	25.34m	24.61m	24.38m	23.70m	FOUL				
8	Madison McGrane	SO	Viterbo	23.24m	25.25m	82-10				
	16.94m	19.60m	25.25m	23.99m	23.46m	24.16m				
9	Julianna Boyum	FR	Hamline	23.39m	24.40m	80-01				
	21.26m	20.55m	18.40m	24.40m	22.97m	20.39m				
10	Anna Becker	FR	Saint Mary's	22.72m	22.64m	74-03				
	21.38m	22.64m	20.60m	22.00m	22.30m	FOUL				
11	Margaret Nielsen	JR	Upper Iowa	23.99m	20.49m	67-03				
	18.92m	16.85m	20.49m							
--	Sarah Jeppesen		Unattached	27.54m	DNS					

Men 100 Meter Dash

Stadium: S 10.41 5/3/2014 Emmanuel Matadi, UNAT-MN State										
Meet: M 10.41 5/3/2014 Emmanuel Matadi, UNAT-MN State										
Name	Year	School	Seed	Finals	Wind	H#				
1	Gary Afram		St. Thomas (Minn)	10.60	10.71	1.6	1			
2	Andrew Johnson	SR	Concordia-St	10.73	10.95	1.6	1			
3	Varney Conneh	JR	Augsburg	10.99	10.96	1.6	1			
4	Brian Szutkowski		Hybrid Veloc	10.95	11.09	1.6	1			
5	Darnell Williams	FR	Viterbo	11.21	11.10	2.2	2			
6	Taron Busby	SR	Augsburg	11.27	11.14	2.2	2			
7	Jackson Klocow	FR	Concordia-St	11.49	11.16	2.2	2			
8	Kehinde Afolabi	FR	Upper Iowa	11.40	11.21	2.2	2	11.201		
9	Beirgen Gunhus-Dansdill	0	Minnesota Ru	11.27	11.21	2.2	2	11.209		
10	Bobby Moua	0	Minnesota Ru	11.30	11.25	2.2	2			
11	Godsword Simon	FR	Bethel (Minn)	11.18	11.27	1.6	1			
12	Maurice Savage	SR	Viterbo	10.98	11.30	1.6	1			

13	Dominic Marken	FR Viterbo		11.34	2.0	4	
14	Levi Korum	FR Bethel (Minn)	11.48	11.41	2.2	2	
15	Tae'Vion Wilkins	FR Hamline	11.40	11.55	2.2	2	
16	Brandon Doe	FR Augsburg	11.67	11.67	1.9	3	
17	Trevor Wellman	FR Bethel (Minn)	12.03	11.73	1.9	3	
18	Ean Chose	FR Hamline	11.57	11.75	1.9	3	11.741
19	Fredrick Emdin	FR Augsburg		11.75	2.0	4	11.750
20	Henry Basu	SR Macalester	11.95	11.82	1.9	3	
21	Darian Multhauf	SO Viterbo	11.81	12.08	1.9	3	12.076
22	DJ Meagher	Unattached	11.78	12.08	1.9	3	12.078
23	Parker Blake	SR Augsburg	11.90	12.15	1.9	3	
24	Jonathan Kazor	SO Macalester	11.97	12.19	1.9	3	
25	Nathan Nettifee	Minnesota Ru	12.50	12.43	2.0	4	12.426
25	Pavin Mak	Minnesota Ru	12.42	12.43	2.0	4	12.426
--	Reece Thomas	FR Hamline	11.36	DNS	2.2	2	
--	Nate Segura	JR Concordia-St	11.06	DNS	1.6	1	
--	Carlos Gaye	FR Hamline	11.95	DNS	1.9	3	
--	Albert Smith	JR Bethel (Minn)	11.13	DNS	1.6	1	
--	Gessael Lopez	SR Mexico	10.90	DNS	1.6	1	

Men 200 Meter Dash

=====						
Stadium:	S 21.10	5/3/2014	Emmanuel Matadi, UNAT-MN State			
Meet:	M 21.10	5/3/2014	Emmanuel Matadi, UNAT-MN State			
Name	Year	School	Seed	Finals	Wind	H#
=====						
1	Jalen Anderson	JR Viterbo	21.93	22.24	-1.1	1
2	Darnell Williams	FR Viterbo	23.17	23.01	-1.1	1
3	Beirgen Gunhus-Dansdill	0 Minnesota Ru	23.23	23.29	-1.1	1
4	Bobby Moua	0 Minnesota Ru	23.30	23.78	-2.0	2
5	Fritz Landherr	JR Augsburg	23.53	23.87	-2.0	2
6	Levi Korum	FR Bethel (Minn)	23.72	24.32	-2.0	2
7	Taron Busby	SR Augsburg	23.54	24.37	-2.0	2
8	Henry Basu	SR Macalester	24.33	24.51	-1.2	3
9	Jake Sohre	Minnesota Ru	24.92	24.77	-1.2	3
10	Carlos Gaye	FR Hamline	24.78	24.99	-1.2	3
11	Parker Blake	SR Augsburg	24.20	25.02	-1.2	3
12	Darian Multhauf	SO Viterbo	25.14	25.07	-1.2	3
13	Jonathan Kazor	SO Macalester	24.94	25.34	-1.2	3
14	Nathan Nettifee	Minnesota Ru	25.00	25.36	-1.2	3
15	Jackson Lund	0 Minnesota Ru	25.50	25.43	-1.2	3
16	Sharrod Longs Jr.	FR Augsburg	23.58	25.90	-2.0	2
17	Jamison Ward	Minnesota Ru	25.50	26.11	-1.9	4
--	Fredrick Emdin	FR Augsburg		DNS	-1.9	4
--	Cameron Holmes	Minnesota Ru	24.00	DNS	-2.0	2
--	Richard Palma	FR Viterbo	23.17	DNS	-1.1	1
--	Varney Conneh	JR Augsburg	22.47	DNS	-1.1	1
--	Ean Chose	FR Hamline	24.15	DNS	-1.2	3
--	Brian Szutkowski	Hybrid Veloc	22.64	DNS	-1.1	1
--	Reece Thomas	FR Hamline	23.57	DNS	-2.0	2
--	Tae'Vion Wilkins	FR Hamline	23.79	DNS	-2.0	2
--	Pavin Mak	Minnesota Ru	25.90	DNS	-1.9	4
--	Albert Smith	JR Bethel (Minn)	23.29	DNS	-2.0	2
--	Gessael Lopez	SR Mexico	22.50	DNS	-1.1	1
--	Jade Reicks	SR Minnesota	22.21	SCR		
--	Brian Boakye-Ansah	NA Unat-Minneso	22.20	SCR		

Men 400 Meter Dash

=====					
Stadium:	S 46.68	5/6/2005	Adam Steele, Unattached		
Meet:	M 46.68	5/6/2005	Adam Steele, Unattached		
Name	Year	School	Seed	Finals	H#
=====					
1	Jacob Parent	FR Bethel (Minn)	48.73	48.58	1
2	Joel Smith	JR Bethel (Minn)	49.98	48.86	1

3	Thomas Dietel	SO	Concordia-St	51.50	49.76	1
4	Cameron Green	SO	Upper Iowa	50.48	49.88	1
5	Zack Hennen	0	Minnesota Ru	49.91	50.05	1
6	Taaron Rudzitis	FR	Concordia-St	50.69	50.17	1
7	Fritz Landherr	JR	Augsburg	52.99	52.28	2
8	Sharrod Longs Jr.	FR	Augsburg	52.84	52.81	2
9	Spencer McNall	SR	Macalester	53.67	53.48	2
10	Connor Hennen	0	Minnesota Ru	53.60	54.12	2
11	Charlie McManus	SO	Macalester	55.82	54.55	3
12	Jake Sohre		Minnesota Ru	55.39	54.60	3
13	Jackson Lund	0	Minnesota Ru	55.30	55.10	2
14	Jamison Ward		Minnesota Ru	57.00	57.08	3
--	Tyler Sealock	JR	Bethel (Minn	49.74	DNS	1
--	Richard Palma	FR	Viterbo	53.65	DNS	2
--	Alec Miller	0	Minnesota Ru	55.00	DNS	2
--	Jade Reicks	SR	Minnesota	49.20	SCR	
--	Brian Boakye-Ansah	NA	Unat-Minneso	49.18	SCR	

Men 800 Meter Run

=====						
Stadium: S 1:49.51		5/6/2017	Donson Cook-Gallardo, Carleton			
Meet: M 1:49.51		5/6/2017	Donson Cook-Gallardo, Carleton			
Name	Year	School	Seed	Finals	H#	
=====						
1	Theo Andre	0	Minnesota Ru	1:55.00	1:55.60	1
	58.878 (58.878)	1:55.599 (56.721)				
2	Alek Wormuth	0	Minnesota Ru	1:57.00	1:56.32	1
	58.851 (58.851)	1:56.311 (57.461)				
3	Sakariya Hussien	JR	Augsburg	2:00.26	1:56.34	1
	58.766 (58.766)	1:56.336 (57.571)				
4	Nathan Goranson	SO	Upper Iowa	1:58.00	1:58.37	1
	58.938 (58.938)	1:58.363 (59.426)				
5	Drew Getty	SO	Macalester	1:58.00	1:58.54	1
	59.404 (59.404)	1:58.531 (59.127)				
6	Ben Crotteau	FR	Macalester	2:00.93	1:59.31	1
	59.620 (59.620)	1:59.307 (59.687)				
7	Grant Graber	FR	Bethel (Minn	2:01.62	2:01.07	2
	59.251 (59.251)	2:01.068 (1:01.817)				
8	Blake Smith	FR	Upper Iowa	2:03.39	2:01.32	2
	58.912 (58.912)	2:01.315 (1:02.403)				
9	Clark Nelson	FR	Bethel (Minn	2:03.55	2:01.33	2
	59.182 (59.182)	2:01.323 (1:02.141)				
10	Saif Azmi		Minnesota Ru	2:00.00	2:01.39	1
	59.520 (59.520)	2:01.386 (1:01.866)				
11	Brock Adams	FR	Macalester	2:00.27	2:02.24	1
	59.807 (59.807)	2:02.235 (1:02.429)				
12	Gabe Kuecker	FR	Bethel (Minn	2:01.63	2:02.77	2
	59.517 (59.517)	2:02.768 (1:03.251)				
13	Bereket Wondimu	SO	Augsburg	2:04.47	2:03.13	2
	59.589 (59.589)	2:03.126 (1:03.538)				
14	Matthew Krummel	FR	Concordia-St		2:03.43	3
	59.862 (59.862)	2:03.427 (1:03.565)				
15	Mark Baumeister	SR	Macalester	2:06.87	2:04.12	2
	1:00.361 (1:00.361)	2:04.120 (1:03.759)				
16	Tad Stewart	SO	Bethel (Minn	2:04.89	2:04.67	2
	58.513 (58.513)	2:04.667 (1:06.154)				
17	Max Jacobson	FR	Augsburg	2:08.21	2:05.74	3
	59.461 (59.461)	2:05.736 (1:06.275)				
18	Lachlan Witt	SO	Macalester	2:08.71	2:06.16	3
	1:01.663 (1:01.663)	2:06.156 (1:04.493)				
19	Austin Otier	FR	Bethel (Minn	2:10.62	2:06.84	3
	1:00.216 (1:00.216)	2:06.835 (1:06.620)				
20	Daniel Hage	FR	Bethel (Minn	2:06.44	2:08.22	2
	1:00.256 (1:00.256)	2:08.212 (1:07.957)				
21	Payton Peterson	FR	Concordia-St		2:12.26	3

	59.822 (59.822)	2:12.258 (1:12.436)			
22 Hans Christopherson	FR Augsburg	2:15.91	2:12.63	3	
	1:05.511 (1:05.511)	2:12.628 (1:07.118)			
23 Nathan Smith	FR Bethel (Minn)	2:08.20	2:15.74	2	
	59.728 (59.728)	2:15.738 (1:16.011)			
24 David Price	FR Bethel (Minn)	2:23.09	2:19.48	3	
	1:06.845 (1:06.845)	2:19.478 (1:12.634)			
25 Albert Danielson	Unattached		2:21.02	3	
	1:02.352 (1:02.352)	2:21.012 (1:18.660)			
26 Sam Scheuneman	FR Augsburg	2:28.53	2:27.08	3	
	1:10.600 (1:10.600)	2:27.073 (1:16.473)			
-- Blake Rudd	0 Minnesota Ru	2:05.00	DNS	2	
-- Zach Wagener	0 Minnesota Ru	2:15.00	DNS	3	
-- Cameron Regan	JR Hamline	2:32.57	DNS	3	
-- Ian George	FR Macalester	2:09.16	DNS	3	
-- Tor Olsson	FR Macalester	2:06.87	DNS	2	
-- Thomas Schauerman	SR Concordia-St	1:56.62	DNS	1	
-- Isaiah Brindamour	SO Saint Mary's	2:01.45	DNS	2	
-- Isaac Maruyama	Minnesota Ru	2:00.00	DNS	1	
-- Leo Goodman	NA Unat-Minneso	1:54.44	SCR		

Men 1500 Meter Run

=====					
Stadium: S 3:49.39		5/13/2017	Joe Coffey, St. Olaf		
Meet: M 3:49.48		5/5/2006	Eddie Kibira, Minnesota		
Name	Year	School	Seed	Finals	H#
=====					
1 Aaron Easker	8	Unattached	3:55.00	3:53.76	1
	46.338 (46.338)	1:49.761 (1:03.424)		2:52.737 (1:02.976)	
	3:53.757 (1:01.021)				
2 Matthew Helser	SO	Concordia-St	4:06.59	3:58.16	1
	46.134 (46.134)	1:50.004 (1:03.870)		2:54.514 (1:04.511)	
	3:58.155 (1:03.642)				
3 James Logan		Mill City Ru	4:10.00	4:02.85	1
	48.182 (48.182)	1:54.147 (1:05.966)		2:58.486 (1:04.339)	
	4:02.845 (1:04.360)				
4 Getinat Asfaw	SO	Augsburg	4:09.36	4:04.02	1
	48.668 (48.668)	1:54.612 (1:05.944)		2:59.241 (1:04.630)	
	4:04.019 (1:04.779)				
5 Chris Gill		Unattached	4:12.99	4:05.19	1
	48.633 (48.633)	1:53.899 (1:05.266)		2:58.875 (1:04.977)	
	4:05.181 (1:06.306)				
6 Aric Brodie	JR	Hamline	4:08.00	4:06.03	1
	49.470 (49.470)	1:56.102 (1:06.632)		3:02.403 (1:06.302)	
	4:06.029 (1:03.626)				
7 Alex Fendig	SO	Macalester	4:10.00	4:09.11	1
	47.710 (47.710)	1:54.428 (1:06.719)		3:00.937 (1:06.509)	
	4:09.109 (1:08.173)				
8 Mateo Useche	SO	Macalester	4:10.00	4:09.62	1
	49.960 (49.960)	1:57.470 (1:07.511)		3:03.951 (1:06.481)	
	4:09.611 (1:05.661)				
9 Nick Ihrke	FR	Macalester	4:13.97	4:09.64	1
	49.277 (49.277)	1:55.875 (1:06.598)		3:04.713 (1:08.839)	
	4:09.635 (1:04.922)				
10 Isaac Maruyama		Minnesota Ru	4:07.00	4:10.26	1
	49.694 (49.694)	1:57.194 (1:07.500)		3:05.372 (1:08.179)	
	4:10.258 (1:04.886)				
11 Joe Madell	FR	Macalester	4:24.62	4:15.48	2
	50.926 (50.926)	2:00.730 (1:09.805)		3:11.118 (1:10.388)	
	4:15.477 (1:04.360)				
12 Peter Michalowicz	0	Minnesota Ru	4:05.00	4:17.04	1
	49.167 (49.167)	1:56.859 (1:07.693)		3:05.746 (1:08.887)	
	4:17.033 (1:11.288)				
13 Max Jacobson	FR	Augsburg	4:21.44	4:17.68	2
	50.290 (50.290)	1:59.976 (1:09.687)		3:11.175 (1:11.199)	

4:17.679 (1:06.505)				
14 Bereket Wondimu	SO Augsburg	4:20.96	4:18.86	2
50.521 (50.521)	2:00.194 (1:09.673)		3:10.607 (1:10.414)	
4:18.854 (1:08.248)				
15 Luke Peterson	FR Bethel (Minn)	4:32.69	4:19.61	3
50.149 (50.149)	1:59.581 (1:09.432)		3:10.445 (1:10.865)	
4:19.604 (1:09.160)				
16 David Snider	JR Upper Iowa	4:24.74	4:24.91	2
49.994 (49.994)	1:57.680 (1:07.686)		3:08.014 (1:10.334)	
4:24.905 (1:16.892)				
17 Aidan Appel	FR Macalester	4:21.23	4:25.02	2
51.167 (51.167)	2:01.167 (1:10.000)		3:13.845 (1:12.678)	
4:25.011 (1:11.167)				
18 Charlie Ernst	0 Minnesota Ru	4:27.67	4:25.66	2
51.501 (51.501)	2:01.974 (1:10.473)		3:14.497 (1:12.524)	
4:25.654 (1:11.157)				
19 William Saari	FR Hamline	4:32.37	4:30.27	2
51.895 (51.895)	2:04.259 (1:12.365)		3:17.945 (1:13.686)	
4:30.264 (1:12.320)				
20 Albert Danielson	Unattached		4:31.35	3
49.969 (49.969)	2:00.563 (1:10.594)		3:17.427 (1:16.865)	
4:31.348 (1:13.922)				
21 Gabe Chambers	FR Bethel (Minn)	4:46.48	4:34.82	3
49.692 (49.692)	2:00.078 (1:10.386)		3:15.832 (1:15.755)	
4:34.812 (1:18.980)				
22 Dalton Baker	JR Upper Iowa	4:46.22	4:37.46	3
50.726 (50.726)	2:03.403 (1:12.678)		3:21.950 (1:18.547)	
4:37.455 (1:15.506)				
23 Kallen Murphy	Minnesota Ru	4:36.29	4:38.54	3
55.177 (55.177)	2:09.939 (1:14.763)		3:25.654 (1:15.715)	
4:38.532 (1:12.878)				
24 Bryce Baker	SO Upper Iowa	4:33.13	4:39.18	3
53.135 (53.135)	2:08.483 (1:15.349)		3:26.019 (1:17.536)	
4:39.171 (1:13.153)				
25 Joel Nathe	Minnesota Ru	4:44.57	4:42.05	3
54.883 (54.883)	2:10.469 (1:15.586)		3:26.601 (1:16.133)	
4:42.046 (1:15.445)				
26 Jordaan Boxer	Minnesota Ru	4:50.00	4:46.68	3
55.945 (55.945)	2:11.930 (1:15.985)		3:30.573 (1:18.643)	
4:46.671 (1:16.098)				
27 Connor Artner	FR Hamline	4:25.00	4:46.94	2
51.689 (51.689)	2:04.584 (1:12.896)		3:24.999 (1:20.415)	
4:46.932 (1:21.933)				
28 Ike Hatlevig	FR Macalester	4:50.46	4:50.59	3
53.675 (53.675)	2:09.473 (1:15.798)		3:30.233 (1:20.761)	
4:50.582 (1:20.349)				
29 Brady Johnston	SO Upper Iowa	4:57.63	5:03.25	3
55.549 (55.549)	2:13.340 (1:17.792)		3:38.140 (1:24.801)	
5:03.245 (1:25.105)				
30 Nico Tweedy	Minnesota Ru	5:00.00	5:18.80	3
56.826 (56.826)	2:17.485 (1:20.659)		3:48.227 (1:30.742)	
5:18.795 (1:30.569)				
-- Nate Rock	Unattached	4:15.00	DNF	2
51.902 (51.902)	2:04.706 (1:12.805)			
-- Alek Wormuth	0 Minnesota Ru	3:58.00	DNS	1
-- Adam Justin	Minnesota Ru	4:28.75	DNS	2
-- Josh Bailey	Minnesota Ru	4:30.00	DNS	2
-- William Stahl	Minnesota Ru	4:50.00	DNS	3
-- Jake Kaslewicz	Minnesota Ru	4:30.50	DNS	2

Men 5000 Meter Run

=====

Stadium: S 13:54.29 4/11/2015 Abbabiya Simbassa, Team USA Min
Meet: M 14:29.29 5/6/2017 Ryan Rutherford, Team USA Min

Name	Year	School	Seed	Finals
------	------	--------	------	--------

=====			
1	Owen Erickson	FR Concordia-St	15:46.06 15:55.46
	36.721 (36.721)	1:51.553 (1:14.833)	3:09.348 (1:17.796)
	4:23.322 (1:13.975)	5:38.326 (1:15.005)	6:53.480 (1:15.154)
	8:09.403 (1:15.923)	9:25.876 (1:16.474)	10:43.713 (1:17.837)
	12:02.815 (1:19.102)	13:22.049 (1:19.234)	14:40.351 (1:18.303)
	15:55.459 (1:15.108)		
2	Rishi Gulati	Minnesota Ru	15:56.00 16:05.40
	37.459 (37.459)	1:52.758 (1:15.299)	3:09.837 (1:17.079)
	4:24.320 (1:14.483)	5:41.132 (1:16.813)	6:58.546 (1:17.414)
	8:15.027 (1:16.482)	9:32.309 (1:17.282)	10:50.924 (1:18.616)
	12:10.714 (1:19.790)	13:30.035 (1:19.322)	14:49.028 (1:18.993)
	16:05.400 (1:16.372)		
3	Josh Bailey	Minnesota Ru	15:53.00 16:11.38
	37.957 (37.957)	1:53.591 (1:15.634)	3:09.808 (1:16.217)
	4:24.643 (1:14.836)	5:41.393 (1:16.750)	6:59.690 (1:18.297)
	8:16.937 (1:17.248)	9:34.370 (1:17.433)	10:54.207 (1:19.838)
	12:14.008 (1:19.801)	13:35.206 (1:21.199)	14:55.624 (1:20.418)
	16:11.380 (1:15.757)		
4	Scott Burazin	SR Concordia-St	16:01.78 16:14.16
	37.006 (37.006)	1:51.812 (1:14.806)	3:09.616 (1:17.805)
	4:23.626 (1:14.010)	5:38.567 (1:14.942)	6:54.758 (1:16.192)
	8:13.147 (1:18.390)	9:32.636 (1:19.490)	10:53.043 (1:20.407)
	12:14.308 (1:21.265)	13:35.508 (1:21.201)	14:56.757 (1:21.250)
	16:14.152 (1:17.395)		
5	Cody Rieder	SO Augsburg	16:04.00 16:17.70
	38.221 (38.221)	1:54.210 (1:15.990)	3:10.742 (1:16.532)
	4:26.182 (1:15.441)	5:41.765 (1:15.583)	6:58.724 (1:16.960)
	8:15.533 (1:16.810)	9:34.700 (1:19.167)	10:55.723 (1:21.023)
	12:17.509 (1:21.787)	13:39.121 (1:21.613)	14:58.596 (1:19.475)
	16:17.695 (1:19.100)		
6	Brenner Klein	SO Bethel (Minn	16:20.00 16:41.35
	37.927 (37.927)	1:56.552 (1:18.625)	3:16.090 (1:19.538)
	4:34.965 (1:18.876)	5:53.861 (1:18.897)	7:13.145 (1:19.284)
	8:32.826 (1:19.682)	9:54.647 (1:21.821)	11:17.897 (1:23.251)
	12:42.425 (1:24.529)	14:07.223 (1:24.798)	15:29.714 (1:22.492)
	16:41.349 (1:11.635)		
7	Dan Peters	Twin Cities	16:30.00 16:44.82
	38.434 (38.434)	1:54.994 (1:16.560)	3:11.022 (1:16.028)
	4:26.354 (1:15.332)	5:45.540 (1:19.187)	7:05.594 (1:20.054)
	8:27.347 (1:21.754)	9:50.983 (1:23.636)	11:15.543 (1:24.560)
	12:38.888 (1:23.346)	14:01.273 (1:22.385)	15:27.072 (1:25.799)
	16:44.819 (1:17.748)		
8	Dale Dybvig	Unattached	16:30.00 16:46.55
	38.646 (38.646)	1:57.086 (1:18.440)	3:16.441 (1:19.356)
	4:35.261 (1:18.820)	5:52.342 (1:17.082)	7:12.212 (1:19.870)
	8:33.867 (1:21.655)	9:55.400 (1:21.533)	11:18.460 (1:23.061)
	12:42.165 (1:23.705)	14:06.952 (1:24.788)	15:30.625 (1:23.673)
	16:46.548 (1:15.924)		
9	Michael Kurtz	FR Hamline	16:21.86 16:56.69
	37.695 (37.695)	1:53.882 (1:16.188)	3:10.501 (1:16.620)
	4:26.213 (1:15.713)	5:45.734 (1:19.522)	7:05.222 (1:19.488)
	8:24.642 (1:19.420)	9:47.539 (1:22.898)	11:11.514 (1:23.975)
	12:36.947 (1:25.433)	14:03.349 (1:26.403)	15:31.132 (1:27.784)
	16:56.685 (1:25.553)		
10	Brian Balquist	Minnesota Ru	16:35.86 17:03.20
	38.179 (38.179)	1:54.103 (1:15.925)	3:10.106 (1:16.004)
	4:25.955 (1:15.849)	5:48.192 (1:22.237)	7:12.530 (1:24.338)
	8:33.503 (1:20.974)	9:59.449 (1:25.946)	11:26.426 (1:26.978)
	12:52.281 (1:25.856)	14:19.930 (1:27.649)	15:45.388 (1:25.458)
	17:03.195 (1:17.808)		
11	Logan Jacobson	SO Bethel (Minn	16:52.87 17:03.34
	39.201 (39.201)	1:57.534 (1:18.333)	3:17.077 (1:19.544)
	4:35.909 (1:18.833)	5:54.806 (1:18.897)	7:14.480 (1:19.674)
	8:34.943 (1:20.464)	9:58.042 (1:23.099)	11:21.448 (1:23.407)

12:47.364 (1:25.916)	14:13.831 (1:26.468)	15:40.374 (1:26.543)
17:03.336 (1:22.962)		
12 Grayson Harris	FR Augsburg	17:01.34 17:17.76
39.882 (39.882)	2:02.096 (1:22.215)	3:22.240 (1:20.144)
4:41.517 (1:19.277)	6:03.676 (1:22.160)	7:26.351 (1:22.675)
8:49.967 (1:23.617)	10:14.537 (1:24.570)	11:36.965 (1:22.429)
13:03.992 (1:27.027)	14:30.312 (1:26.321)	15:54.293 (1:23.981)
17:17.759 (1:23.466)		
13 James Frigstad	SO Concordia-St	17:28.92 17:38.10
40.222 (40.222)	2:03.226 (1:23.005)	3:25.712 (1:22.486)
4:50.339 (1:24.628)	6:15.848 (1:25.510)	7:40.757 (1:24.909)
9:05.754 (1:24.997)	10:32.172 (1:26.418)	11:56.711 (1:24.540)
13:24.011 (1:27.300)	14:52.556 (1:28.546)	16:21.169 (1:28.614)
17:38.096 (1:16.927)		
14 Kevin Sethre	SR Augsburg	17:22.41 17:59.75
40.264 (40.264)	2:02.315 (1:22.051)	3:23.396 (1:21.081)
4:46.279 (1:22.884)	6:10.598 (1:24.319)	7:36.815 (1:26.218)
9:03.753 (1:26.938)	10:30.000 (1:26.248)	11:57.924 (1:27.924)
13:29.695 (1:31.772)	14:59.899 (1:30.204)	16:31.818 (1:31.920)
17:59.749 (1:27.932)		
15 Gabe Chambers	FR Bethel (Minn)	18:00.00 18:18.47
42.498 (42.498)	2:09.507 (1:27.010)	3:35.187 (1:25.680)
4:58.454 (1:23.268)	6:27.790 (1:29.336)	7:55.000 (1:27.210)
9:25.835 (1:30.836)	10:57.701 (1:31.867)	12:27.776 (1:30.075)
13:56.480 (1:28.704)	15:24.141 (1:27.661)	16:52.332 (1:28.192)
18:18.463 (1:26.131)		
16 Hunter Bauer	SO Bethel (Minn)	18:18.18 18:54.19
42.559 (42.559)	2:09.569 (1:27.011)	3:35.684 (1:26.115)
5:01.090 (1:25.407)	6:28.304 (1:27.214)	7:55.857 (1:27.554)
9:27.658 (1:31.802)	11:02.351 (1:34.693)	12:36.452 (1:34.101)
14:12.778 (1:36.327)	15:50.527 (1:37.749)	17:25.950 (1:35.424)
18:54.184 (1:28.235)		
17 David Price	FR Bethel (Minn)	18:30.00 19:13.35
43.335 (43.335)	2:15.448 (1:32.113)	3:47.282 (1:31.835)
5:22.249 (1:34.967)	7:03.824 (1:41.575)	8:35.632 (1:31.809)
10:06.000 (1:30.368)	11:38.205 (1:32.206)	13:10.399 (1:32.194)
14:42.896 (1:32.498)	16:16.165 (1:33.269)	17:47.239 (1:31.074)
19:13.341 (1:26.103)		
18 John Hutchinson	FR Bethel (Minn)	19:04.70 20:19.57
43.394 (43.394)	2:15.635 (1:32.242)	3:48.005 (1:32.370)
5:22.503 (1:34.498)	7:05.610 (1:43.108)	8:52.928 (1:47.318)
10:43.583 (1:50.656)	14:32.514 (3:48.931)	16:29.384 (1:56.870)
18:25.468 (1:56.085)	20:19.564 (1:54.096)	
-- Matthew Helser	SO Concordia-St	15:31.71 DNF
36.399 (36.399)	1:51.276 (1:14.878)	3:09.051 (1:17.776)
4:23.039 (1:13.989)	5:38.025 (1:14.986)	
-- Luke Peterson	FR Bethel (Minn)	17:45.43 DNF
42.641 (42.641)	2:09.212 (1:26.572)	3:34.715 (1:25.504)
4:58.247 (1:23.533)	6:27.715 (1:29.468)	7:54.894 (1:27.180)
9:25.657 (1:30.763)	10:57.372 (1:31.716)	12:27.893 (1:30.522)

Men 110 Meter Hurdles

=====						
Stadium:	S 13.83	5/14/2021	Taylor Rooney, Gustavus Adolphus			
Meet:	M 14.49	5/2/2009	Tyler Geyen, Gustavus Adolphus			
Meet1:	M 14.49					
Name	Year	School	Seed	Finals	Wind	H#
=====						
1 Jayson Ekiyor	FR	Bethel (Minn)	14.47	14.54	0.1	1
2 Josh Sampson	SO	Bethel (Minn)	15.60	14.70	0.1	1
3 Arik Johnson	SR	Concordia-St	15.71	15.56	0.1	1
4 Josh Thomsen	FR	Hamline	15.42	15.87	0.1	1
5 Zach Angstman	SR	Hamline	16.39	16.27	0.1	1
6 Brandon Doe	FR	Augsburg	16.22	17.13	0.1	1
7 Josh Hauver	SO	Concordia-St	17.43	17.91	0.1	1

8	Nick Suchomel	FR	Macalester	19.10	18.20	1.6	2
9	Fletcher Hubbard		Minnesota Ru	17.50	18.37	1.6	2
10	Jakob Tordsen	SR	Concordia-St	15.13	19.01	0.1	1
--	Jalen Anderson	JR	Viterbo	14.79	DNF	0.1	1
--	Dan Magu	FR	Bethel (Minn)	17.80	DNS	1.6	2

Men 400 Meter Hurdles

=====							
Stadium: S		52.10	5/15/2021	Joel Smith, Bethel (Minn.)			
Meet: M		53.18	5/7/2011	John Knebel, Minnesota-Duluth			
Name	Year	School	Seed	Finals			
=====							
1	Josh Thomsen	FR	Hamline	55.25	56.10		
2	Trokon Karngar	JR	Bethel (Minn)	58.42	56.48		
3	Mason Bosley	JR	Macalester	1:00.17	59.76		
4	Caleb Meeker	FR	Bethel (Minn)	1:02.03	1:02.09		
5	Raul Ortiz	FR	Hamline	1:03.82	1:02.41		
--	Francis Shen		Minnesota Ru	1:02.34	DNS		
--	Fletcher Hubbard		Minnesota Ru	1:10.00	DNS		
--	Jade Reicks	SR	Minnesota	55.74	SCR		

Men 3000 Meter Steeplechase

=====							
Stadium: S		8:44.01	5/15/2021	Matthew Wilkinson, Carleton			
Meet: M		8:55.45	5/2/2015	Jordan Carlson, RunMN			
Name	Year	School	Seed	Finals			
=====							
1	David Nogle		Minnesota Ru	9:52.45	9:54.21		
	9:54.205 (9:54.205)						
2	Willem Gokemeijer	0	Minnesota Ru	10:10.00	10:18.45		
	10:18.444 (10:18.444)						
3	Reece McKee	FR	Macalester	10:11.31	10:28.72		
	10:28.717 (10:28.717)						
4	Rishi Gulati		Minnesota Ru	12:45.00	10:40.02		
	10:40.014 (10:40.014)						
5	Matt Oehler		Minnesota Ru	11:20.00	11:00.96		
	11:00.953 (11:00.953)						
6	Jake Kaslewicz		Minnesota Ru	10:30.00	11:03.24		
	11:03.235 (11:03.235)						
7	Blake Rudd	0	Minnesota Ru	11:20.00	11:10.84		
	11:10.837 (11:10.837)						
8	Adam Justin		Minnesota Ru		11:20.46		
	11:20.452 (11:20.452)						
9	Kallen Murphy		Minnesota Ru	13:00.00	11:32.81		
	11:32.809 (11:32.809)						
10	Eric Wurst	0	Minnesota Ru	10:56.65	11:41.62		
	11:41.615 (11:41.615)						
11	Aaron Puent	JR	Augsburg	11:59.13	11:51.66		
	11:51.652 (11:51.652)						
12	Benjamin Greene		Minnesota Ru	11:24.77	12:09.40		
	12:09.399 (12:09.399)						
13	Owen Mischio		Minnesota Ru	13:00.00	12:17.48		
	12:17.478 (12:17.478)						
14	Nico Tweedy		Minnesota Ru	12:51.93	12:45.79		
	12:45.786 (12:45.786)						
15	Karl Linton		Minnesota Ru		13:16.44		
	13:16.432 (13:16.432)						
--	Josh Bailey		Minnesota Ru	11:00.00	DNS		
--	Noah Meissner	FR	Bethel (Minn)	10:18.59	DNS		

Men 4x100 Meter Relay

=====							
Stadium: S		41.27	5/6/2005	Minnesota, Minnesota			
Meet: M		41.27	5/6/2005	Minnesota, Minnesota			
School				Seed	Finals		

1	Viterbo 'A'	42.77	42.61
	1) Maurice Savage SR	2) Gregory Jenkins JR	
	3) Luke Lindstrom JR	4) Jalen Anderson JR	
2	Bethel (Minn.) 'A'	43.25	42.82
	1) Jayson Ekiyor FR	2) Alec Braun FR	
	3) Albert Smith JR	4) Jacob Parent FR	
3	Augsburg 'A'	43.67	43.18
	1) Brandon Doe FR	2) Sharrod Longs Jr. FR	
	3) Taron Busby SR	4) Varney Conneh JR	
4	Minnesota Running Club 'A'	43.48	43.73
	1) Bobby Moua 0	2) Beirgen Gunhus-Dansdill 0	
	3) Zack Hennen 0	4) Theo Andre 0	
5	Hamline 'A'	43.75	44.58
	1) Zach Angstman SR	2) Ean Chose FR	
	3) Reece Thomas FR	4) Christian Velishek SR	
--	Macalester 'A'	44.94	DNF
	1) Ryan Kinnucan SR	2) Henry Basu SR	
	3) Jonathan Kazor SO	4) Nick Suchomel FR	
--	Upper Iowa 'A'		DNS
	1) Kehinde Afolabi FR	2) Cameron Green SO	
	3) Jaylen Hobson JR	4) Kaitano Bateman FR	

Men 4x400 Meter Relay

Stadium: S 3:13.68 5/13/2017 Bethel, Bethel			
K Olsen, P Klamm, D Wahlstedt, C Klamm			
Meet: M 3:16.94 5/6/2017 Carleton, Carleton			
Richter, Withbroe, Cook-Gallardo, Cook-Gallardo			
School	Seed	Finals	H#
1 Minnesota Running Club 'A'	3:26.00	3:26.06	1
	1) Zack Hennen 0	2) Connor Hennen 0	
	3) Alek Wormuth 0	4) Theo Andre 0	
2 Saint Mary's (Minn.) 'A'	3:35.72	3:27.58	1
	1) Brady Johnson FR	2) Isaiah Brindamour SO	
	3) Chris Bulwa FR	4) Oliver Adamson FR	
3 Bethel (Minn.) 'A'	3:25.00	3:27.92	1
	1) Trokon Karngar JR	2) Josh Sampson SO	
	3) Caleb Meeker FR	4) Austin Otier FR	
4 Macalester 'A'	3:29.00	3:29.97	1
	1) Jeff Wang FR	2) Ryan Kinnucan SR	
	3) Mason Bosley JR	4) Arlo Heitler FR	
5 Augsburg 'A'	3:35.04	3:30.41	1
	1) Getinat Asfaw SO	2) Sakariya Hussien JR	
	3) Fritz Landherr JR	4) Sharrod Longs Jr. FR	
6 Minnesota Running Club 'B'	3:36.00	3:36.69	1
	1) Peter Michalowicz 0	2) Blake Rudd 0	
	3) Willem Gokemeijer 0	4) Alec Miller 0	
7 Macalester 'B'	3:37.18	3:39.91	1
	1) Charlie McManus SO	2) Drew Getty SO	
	3) Lachlan Witt SO	4) Spencer McNall SR	
8 Hamline 'A'	3:49.17	3:41.94	1
	1) David Couper FR	2) Raul Ortiz FR	
	3) Josh Thomsen FR	4) Connor Artner FR	
9 Minnesota Running Club 'C'	3:50.00	4:01.79	2
	1) Jackson Lund 0	2) Beirgen Gunhus-Dansdill 0	
	3) Eric Wurst 0	4) Charlie Ernst 0	
10 Minnesota Running Club 'D'	4:23.00	4:02.54	2
	1) Zach Wagener 0	2) Jacob Weber 0	
	3) Landon Aufderhar 0	4) Ben Withey 0	

Men High Jump

Stadium: S 2.18m 5/6/2005 Kevin Netzer, Unattached

Meet: M 2.18m 5/6/2005 Kevin Netzer, Unattached

Name	Year	School	Seed	Finals
1 Justin Moore	SR	Viterbo	2.00m	2.00m 6-06.75
1.90 1.95 2.00 2.05 O O XO XXX				
2 Christian Velishek	SR	Hamline	1.98m	2.00m 6-06.75
1.80 1.85 1.90 1.95 2.00 2.05 O XO XO XXO XO XXX				
3 Gregory Jenkins	JR	Viterbo	2.00m	2.00m 6-06.75
1.90 1.95 2.00 2.05 O O XXO XXX				
4 Andrew Johnson	SR	Concordia-St		1.85m 6-00.75
1.80 1.85 1.90 XXO O XXX				
5 Michael Ramirez		Minnesota Ru	1.78m	1.80m 5-10.75
1.70 1.75 1.80 1.85 O XO O XXX				
6 Dominic Marken	FR	Viterbo	1.80m	1.80m 5-10.75
1.75 1.80 1.85 O XXO XXX				
7 Alec Braun	FR	Bethel (Minn)	1.85m	1.75m 5-08.75
1.70 1.75 1.80 O XO XXX				
8 Calder Erick	FR	Concordia-St	1.70m	1.75m 5-08.75
1.60 1.65 1.70 1.75 1.80 O P XXO XO XXX				
9 Luke Wiltshire	FR	Bethel (Minn)	1.80m	1.70m 5-07.00
1.70 1.75 O X				

Men Pole Vault

Stadium: S 5.25m 5/8/2010 Shawn Francis, Team NoDak
Meet: M 5.25m 5/8/2010 Shawn Francis, Team NoDak

Name	Year	School	Seed	Finals
1 Aidan Gatz	FR	Saint Mary's	4.35m	4.54m 14-10.75
4.13 4.37 4.54 4.62 O O XO XXX				
2 Basheer Alam	SO	Concordia-St	3.65m	3.53m 11-07.00
3.53 3.68 O XXX				
3 David Aspenson	JR	Viterbo	3.55m	3.53m 11-07.00
3.53 3.68 XO XXX				
4 Gael Ramirez	FR	Bethel (Minn)	3.51m	3.53m 11-07.00
3.53 3.68 XXO XXX				
-- Samuel Gardeen	FR	Bethel (Minn)	4.05m	NH
3.83 XXX				
-- Brandon Johnson		Unattached	4.00m	NH
3.68 XXX				
-- Tom Cao	FR	Concordia-St	3.55m	SCR

Men Long Jump

Stadium: S 7.75m 5/10/1991 Leonard Jones, St. Thomas
Meet: M 7.02m 5/3/2014 Keyshawn Davis, St. Cloud State

Name	Year	School	Seed	Finals	Wind	H#
1 Justin Moore	SR	Viterbo	7.54m	6.72m	1.1	22-00.75 2
FOUL FOUL 6.38m(NWI) FOUL 6.72m(1.1) FOUL						

2	Gregory Jenkins	JR Viterbo	7.21m	6.63m	+0.0	21-09.00	2
	FOUL	6.58m(0.8) 6.57m(1.3) 6.63m(+0.0) FOUL	FOUL				
3	Johanar Arimi	SR Macalester	6.62m	6.52m	0.9	21-04.75	2
		0.33m(-0.5) 6.31m(-1.1) 6.38m(1.6) 6.38m(0.9) 6.52m(0.9) 6.23m(0.2)					
4	Jakob Tordsen	SR Concordia-St	6.73m	6.52m	0.1	21-04.75	2
	FOUL	6.52m(0.1) FOUL FOUL FOUL	6.34m(-0.6)				
5	Kaitano Bateman	FR Upper Iowa	6.57m	6.41m	2.2	21-00.50	2
		6.41m(2.2) 6.28m(+0.0) FOUL 6.21m(+0.0) 6.17m(0.7) 6.22m(+0.0)					
6	Jaylen Hobson	JR Upper Iowa	6.85m	6.34m	+0.0	20-09.75	2
		6.09m(0.5) FOUL FOUL 6.16m(0.4) FOUL	6.34m(+0.0)				
7	Dominic Marken	FR Viterbo	5.74m	6.13m	1.3	20-01.50	1
		5.72m(0.9) 5.86m(2.0) 6.08m(1.6) 5.87m(0.2) 6.13m(1.3) FOUL					
8	Sean Bjork	JR Bethel (Minn)	6.40m	6.12m	0.1	20-01.00	2
	FOUL	6.12m(0.1) FOUL FOUL 5.82m(1.2)					
9	Thomas Amberg	SR Hamline	6.23m	6.06m	1.1	19-10.75	2
	FOUL	FOUL 6.06m(1.1) 5.96m(0.3) FOUL	FOUL				
10	Fletcher Hubbard	Minnesota Ru	5.79m	5.93m	1.9	19-05.50	1
		5.68m(1.8) 5.92m(2.8) 5.93m(1.9)					
11	Sam Dabrowski	JR Hamline	6.00m	5.72m	1.7	18-09.25	1
		5.71m(-0.9) FOUL 5.72m(1.7)					
12	Josh Hauver	SO Concordia-St	5.79m	5.66m	0.2	18-07.00	1
		5.66m(0.2) 5.53m(1.4) FOUL					
13	Kehinde Afolabi	FR Upper Iowa	5.30m	5.58m	1.9	18-03.75	1
		5.58m(1.9) FOUL 5.47m(1.1)					
14	Peyton Enders	SO Concordia-St	5.84m	5.52m	0.2	18-01.50	1
		5.48m(1.7) 5.52m(0.2) 5.32m(1.1)					
15	Riley Hodin	FR Macalester	6.00m	5.47m	-1.3	17-11.50	1
	FOUL	5.47m(-1.3) FOUL					
16	Nathaniel Powell	FR Viterbo	5.41m	5.05m	2.2	16-07.00	1
		5.04m(0.7) 5.00m(1.9) 5.05m(2.2)					
17	Fredrick Emdin	FR Augsburg	5.12m	4.89m	1.1	16-00.50	1
		4.89m(1.1) FOUL FOUL					
--	Justin Veimau	SO Macalester	6.00m	FOUL			1
	FOUL	FOUL FOUL					
--	Dan Cooper	SO Saint Mary's	6.08m	FOUL			2
	FOUL	FOUL FOUL					
--	Godsword Simon	FR Bethel (Minn)		DNS	NWI		1
--	Caleb Williams	SO Macalester	6.82m	DNS	NWI		2
--	Austin Bittenbender	SR Upper Iowa	6.64m	DNS	NWI		2

Men Triple Jump

=====							
Stadium: S		15.13m	5/5/2006	Derek Gearman, Minnesota			
Meet: M		15.13m	5/5/2006	Derek Gearman, Minnesota			
Name	Year	School	Seed	Finals	Wind		
=====							
1	Kaitano Bateman	FR Upper Iowa	14.05m	13.81m	2.2	45-03.75	
				13.81m(2.2) 13.34m(0.2) 13.20m(1.0) 13.47m(+0.0) 13.57m(0.6) 13.57m(0.5)			
2	Johanar Arimi	SR Macalester	12.51m	13.28m	1.1	43-07.00	
				FOUL 12.89m(+0.0) FOUL 12.35m(1.5) 12.55m(1.3) 13.28m(1.1)			
3	Jaylen Hobson	JR Upper Iowa	13.78m	13.27m	0.8	43-06.50	
				13.27m(0.8) FOUL 13.07m(0.3) 12.86m(0.1) 13.11m(1.2) FOUL			
4	Riley Hodin	FR Macalester	13.20m	12.50m	0.2	41-00.25	
				FOUL 12.29m(0.2) FOUL 12.42m(2.1) 12.50m(0.2)			
5	Brady Johnson	FR Saint Mary's	12.48m	12.29m	0.8	40-04.00	
				FOUL 12.26m(0.1) 12.29m(0.8)			
6	Justin Veimau	SO Macalester		12.14m	1.3	39-10.00	
				FOUL 11.98m(0.2) 12.14m(1.3) 11.42m(+0.0) 11.14m(+0.0) FOUL			
7	Fletcher Hubbard	Minnesota Ru	11.88m	12.06m	0.1	39-07.00	
				11.26m(0.5) FOUL 11.36m(1.2) 11.55m(1.1) FOUL 12.06m(0.1)			
8	Nathaniel Powell	FR Viterbo	10.96m	11.16m	1.5	36-07.50	
				11.14m(0.5) 11.09m(0.5) 11.16m(1.5) 10.39m(+0.0) FOUL FOUL			
--	Caleb Williams	SO Macalester	13.99m	DNS	NWI		
--	Dan Cooper	SO Saint Mary's	12.58m	DNS	NWI		

Men Shot Put

Stadium: S 20.70m 5/5/2018 Curtis Jensen, Velaasa						
Meet: M 20.70m 5/5/2018 Curtis Jensen, Velaasa						
Name	Year	School	Seed	Finals		
1 Gabe Irons	JR	Bethel (Minn)	16.52m	15.34m	50-04.00	
14.81m	14.96m	FOUL	15.34m	15.28m	FOUL	
2 Hunter Quinn	SR	Concordia-St	13.89m	13.96m	45-09.75	
13.28m	FOUL	13.46m	13.65m	13.53m	13.96m	
3 CJ Picazo	SO	Concordia-St	14.72m	13.94m	45-09.00	
FOUL	13.04m	FOUL	FOUL	FOUL	13.94m	
4 Hunter Tanem	FR	Bethel (Minn)	13.21m	13.75m	45-01.50	
FOUL	13.07m	FOUL	12.76m	13.75m	12.50m	
5 Evan Larsen	FR	Bethel (Minn)	13.65m	12.64m	41-05.75	
FOUL	FOUL	12.64m	FOUL	FOUL	FOUL	
6 Sean Curran	JR	Saint Mary's	12.57m	12.56m	41-02.50	
12.52m	FOUL	FOUL	12.27m	12.38m	12.56m	
7 Trevor Wellman	FR	Bethel (Minn)	11.15m	11.96m	39-03.00	
10.98m	10.24m	10.88m	11.96m	10.99m	FOUL	
8 Devon Lawrence	SR	Upper Iowa	12.12m	11.62m	38-01.50	
11.20m	FOUL	11.34m	11.57m	11.62m	FOUL	
9 Chase Kwinski	FR	Upper Iowa	10.95m	11.22m	36-09.75	
11.22m	11.08m	10.56m	10.65m	FOUL	FOUL	
10 Jacob Oachs	FR	Bethel (Minn)	8.89m	9.28m	30-05.50	
FOUL	9.23m	9.28m				
11 Dylan Delaske	FR	Bethel (Minn)	7.10m	6.61m	21-08.25	
6.61m	6.49m	5.69m				

Men Discus Throw

Stadium: S 59.62m 5/5/2006 Karl Erickson, Minnesota						
Meet: M 59.62m 5/5/2006 Karl Erickson, Minnesota						
Name	Year	School	Seed	Finals	H#	
1 Gabe Irons	JR	Bethel (Minn)	55.55m	52.76m	173-01	2
49.56m	49.31m	47.33m	48.37m	49.18m	52.76m	
2 CJ Picazo	SO	Concordia-St	47.65m	48.15m	158-00	2
47.97m	46.77m	FOUL	44.04m	46.41m	48.15m	
3 Hunter Quinn	SR	Concordia-St	42.56m	43.49m	142-08	2
40.62m	43.49m	41.44m	42.24m	41.47m	FOUL	
4 Max Menache	FR	Macalester	41.46m	41.69m	136-09	2
39.33m	38.94m	39.28m	41.69m	FOUL	FOUL	
5 Sean Curran	JR	Saint Mary's	38.97m	40.00m	131-03	2
38.42m	FOUL	38.70m	FOUL	39.18m	40.00m	
6 Lucas Doyle	SR	Hamline	42.50m	39.83m	130-08	2
FOUL	38.97m	FOUL	FOUL	39.83m	FOUL	
7 Damian Boberg	SR	Viterbo	43.37m	38.91m	127-08	2
37.64m	38.91m	38.66m	FOUL	38.43m	FOUL	
8 Cullen Feist	SO	Concordia-St	37.43m	38.68m	126-11	2
34.44m	37.92m	37.74m	38.68m	FOUL	FOUL	
9 Hunter Tanem	FR	Bethel (Minn)	36.96m	38.49m	126-03	1
38.49m	34.59m	FOUL	37.27m	38.43m	38.13m	
10 Evan Larsen	FR	Bethel (Minn)	36.65m	36.17m	118-08	1
36.17m	FOUL	FOUL				
11 Cahil Arity	JR	Viterbo	35.29m	35.83m	117-07	1
FOUL	35.83m	35.20m				
12 Frankie Bakalars	SR	Saint Mary's	35.11m	35.59m	116-09	1
33.09m	35.59m	34.77m				
13 Chase Kwinski	FR	Upper Iowa	32.33m	35.39m	116-01	1
35.39m	32.33m	28.75m				
14 Austin Bittenbender	SR	Upper Iowa	33.20m	33.01m	108-04	1
33.01m	30.94m	FOUL				
15 Calder Erick	FR	Concordia-St	33.17m	30.97m	101-07	1
30.09m	30.97m	FOUL				

16	Casen Fritz	FR Saint Mary's	29.27m	30.79m	101-00	1
	30.79m FOUL 28.74m					
17	Jacob Oachs	FR Bethel (Minn	22.26m	24.71m	81-01	1
	24.71m 22.41m 23.40m					
18	Dylan Delaske	FR Bethel (Minn	18.19m	18.28m	60-00	1
	15.67m 16.97m 18.28m					
--	Eben Mundfrom	JR Concordia-St	45.50m	FOUL		2
	FOUL FOUL FOUL					
--	Keegan Larson	JR Concordia-St	44.68m	DNS		2

Men Hammer Throw

Stadium: S 64.77m 4/3/2021 Jake Kubiaticz, Unattached						
Meet: M 64.39m 5/8/2010 Bryan Tolcer, Unattached						
Name	Year	School	Seed	Finals		H#
1	Eben Mundfrom	JR Concordia-St	2.00m	57.95m	190-01	1
	57.37m FOUL FOUL FOUL FOUL 57.95m					
2	Sean Curran	JR Saint Mary's	53.95m	53.28m	174-10	2
	FOUL 51.08m 48.65m FOUL 53.28m 52.07m					
3	Gabe Irons	JR Bethel (Minn	55.39m	52.61m	172-07	2
	49.14m FOUL 52.61m FOUL FOUL 52.25m					
4	Hunter Quinn	SR Concordia-St	52.86m	51.87m	170-02	2
	FOUL 50.99m 51.87m 51.09m FOUL 49.10m					
5	Frankie Bakalars	SR Saint Mary's	51.97m	48.75m	159-11	2
	47.34m 48.75m 46.12m 45.63m FOUL 48.56m					
6	Damian Boberg	SR Viterbo	46.40m	46.85m	153-08	2
	44.34m 46.43m FOUL 46.85m FOUL 46.50m					
7	Lucas Doyle	SR Hamline	50.73m	45.82m	150-04	2
	44.34m 45.56m 45.82m 45.04m 41.74m 45.74m					
8	Max Menache	FR Macalester	40.97m	40.79m	133-10	1
	40.79m FOUL 39.88m 40.25m 39.21m 40.49m					
9	Devon Lawrence	SR Upper Iowa	40.69m	40.38m	132-06	1
	38.87m 38.95m FOUL PASS 40.38m FOUL					
10	Evan Larsen	FR Bethel (Minn	45.00m	37.66m	123-07	2
	FOUL 36.95m 37.66m					
11	CJ Picazo	SO Concordia-St	36.98m	31.94m	104-09	1
	FOUL 31.94m FOUL					
12	Jacob Oachs	FR Bethel (Minn		26.61m	87-04	1
	24.57m 25.92m 26.61m					
--	Cahil Arity	JR Viterbo	35.57m	FOUL		1
	FOUL FOUL FOUL					
--	Casen Fritz	FR Saint Mary's	32.68m	FOUL		1
	FOUL FOUL FOUL					
--	Wills Hawley	SR Macalester	36.64m	FOUL		1
	FOUL FOUL FOUL					
--	Hunter Tanem	FR Bethel (Minn	41.75m	FOUL		2
	FOUL FOUL FOUL					
--	Macklin Conrad	SR Upper Iowa	41.17m	DNS		2

Men Javelin Throw

Stadium: S 63.24m 5/13/2000 Greg Kaiser, St. Thomas						
Meet: M 57.74m 5/8/2011 Jake Malm, Minnesota						
Name	Year	School	Seed	Finals		H#
1	Evan Bergemann	SR Augsburg	50.68m	55.69m	182-08	
	50.85m 49.49m 55.69m 53.45m 46.80m 47.01m					
2	Austin Bittenbender	SR Upper Iowa	52.50m	50.58m	165-11	
	47.00m FOUL 50.58m 48.25m FOUL 46.58m					
3	Macklin Conrad	SR Upper Iowa	49.10m	48.41m	158-10	
	44.97m 47.25m 48.41m 46.88m 47.64m 45.42m					
4	Sam Dabrowski	JR Hamline	46.84m	47.21m	154-11	
	44.73m 40.70m 47.21m 40.49m 43.57m 36.96m					
5	Christian Velishek	SR Hamline	46.54m	45.53m	149-04	

	44.48m	44.28m	45.00m	45.29m	45.03m	45.53m			
6	Caleb Meeker			FR Bethel (Minn			37.60m	42.60m	139-09
	38.79m	37.08m	38.74m	39.22m	42.60m	38.79m			
7	Trevor Wellman			FR Bethel (Minn			32.86m	34.17m	112-01
	FOUL	34.17m	29.06m	FOUL	FOUL	FOUL			
8	David Aspenson			JR Viterbo			30.16m	29.75m	97-07
	29.75m	27.20m	23.45m	FOUL	FOUL	FOUL			
9	Peyton Enders			SO Concordia-St			31.06m	25.88m	84-11
	25.88m	18.21m	18.98m	24.34m	FOUL	21.10m			

MIAC Outdoor Track & Field Championships get underway in Winona

Posted: May 13, 2022

WINONA, Minn. – The 2022 Minnesota Intercollegiate Athletic Conference (MIAC) Outdoor Track and Field Championships got underway on Friday with an action-packed afternoon of preliminary and final events on the campus of Saint Mary's University.

After seven completed events, Saint John's boasts a 24-point lead with 62 points in the men's competition. St. Olaf is in second with 38 followed by Carleton in third with 32. On the women's side, Saint Benedict is currently five points ahead of Concordia with a 39-to-34 advantage for the top spot, while Hamline is in third with 31 points.

Among the highlights of the meet's opening day were eight student-athletes breaking facility records, including five in the men's 10,000-meter run alone. Carleton's **Stephen Lavey** now owns the top facility mark in the event with a championship-winning time of 30:58.53, exceeding the previous record of 31:34.62. Not to be outdone, both **Fiona Smith** of Saint Benedict and **Clara Mayfield** of Carleton surpassed the facility record in the women's 10K. Smith won the event in 34:36.31, while Mayfield placed second in 34:58.96. The previous stadium-best time was 36:38.09. In addition, Saint John's junior Brett Hague broke the facility record in the javelin by more than five meters with a championship-winning distance of 61.96m.

Gustavus' **Birgen Nelson** also took down the conference record in the 100-meter hurdles with a prelim time of 13.80, breaking the previous record of 14.13 that had stood since 2014. Finals in all remaining events will be conducted on Saturday afternoon. Events are scheduled to begin at noon with the last set of events - the women's and men's 4x400 relay - running at 4:45 and 4:55 p.m., respectively.

| [FRIDAY RESULTS](#) | [CHAMPIONSHIPS HOMEPAGE](#) |



Fiona Smith and Clara Mayfield both broke the facility record in the women's 10K with their 1-2 finish on Friday night.

The MIAC has a [homepage](#) dedicated to the 2022 Outdoor Track & Field Championships, complete with [the event schedule](#), entries, heat sheets, and links to follow the action via [webcast](#) and [real-time results](#). Results and recaps of the Championships will be made available throughout the event.

General admission tickets are \$10 for adults and \$2 for students (with ID). Children ages 5 and under will be admitted free of charge. Tickets can be purchased at the venue.

| [CHAMPIONSHIP SCHEDULE](#) | [MEET PROGRAM](#) |

2022 MIAC OUTDOOR TRACK & FIELD TEAM SCORES - FRIDAY

WOMEN'S TEAMS

Place	Team	Score
1.	Saint Benedict	39
2.	Concordia	34
3.	Hamline	31
4.	Gustavus	27
T5.	Carleton	24
T5.	St. Olaf	24
7.	St. Scholastica	15
8.	Bethel	14
9.	Macalester	13
10.	St. Catherine	10
11.	Augsburg	3
12.	Saint Mary's	0

MEN'S TEAMS

Place	Team	Score
1.	Saint John's	62
2.	St. Olaf	38
3.	Carleton	32
4.	Bethel	23
5.	Concordia	21
6.	Macalester	16
7.	Gustavus	13
8.	Saint Mary's	9
9.	Augsburg	8
T10.	Hamline	6
T10.	St. Scholastica	6

2022 MIAC OUTDOOR TRACK & FIELD ALL-CONFERENCE HONOREES - FRIDAY

WOMEN'S EVENTS

MEN'S EVENTS

Discus

Pole Vault

Place	Name	Year	Institution	Distance	Place	Name	Year	Institution	Distance
1.	Annika Poe	So.	Gustavus	41.44m (135-11.00)	T1.	Joseph Charbonneau	Fy.	Saint John's	4.56m (14-11.50)
2.	Cayle Hovland	Sr.	Concordia	41.02m (134-07.00)	T1.	Shawn Schindler	So.	Saint John's	4.56m (14-11.50)
3.	Lauren Isaacson	Sr.	St. Catherine	39.38m (130-10.00)	3.	Joseph Stauffer	Fy.	Saint John's	4.46m (14-07.50)

High Jump

Long Jump

Place	Name	Year	Institution	Distance	Place	Name	Year	Institution	Distance
1.	Justus Floren	Fy.	Saint Benedict	1.59m (05-02.50)	1.	Anthony Marsh	Fy.	Concordia	6.98m (22-11.00)
2.	Olivia Motley	Fy.	Gustavus	1.56m (05-01.25)	2.	Caleb Williams	So.	Macalester	6.98m (22-11.00)
3.	AnnaGrace Nelson	Fy.	Bethel	1.56m (05-01.25)	3.	Christian Velishek	Sr.	Hamline	6.91m (22-08.00)

Hammer

Javelin

Place	Name	Year	Institution	Distance	Place	Name	Year	Institution	Distance
1.	Lily Beneke	So.	St. Scholastica	52.95m (173-08.00)	1.	Brett Hague	Jr.	Saint John's	61.96m (203-03.00)F
2.	Jenneel Rodney	Sr.	Hamline	50.46m (165-06.00)	2.	Maguire Petersen	Jr.	Saint John's	53.56m (175-08.00)
3.	Allyson Kangas	Sr.	Concordia	46.42m (152-03.00)	3.	Evan Bergemann	Sr.	Augsburg	52.99m (173-10.00)

Long Jump

Shot Put

Place	Name	Year	Institution	Distance	Place	Name	Year	Institution	Distance
1.	Nayeli Williams	Fy.	Carleton	5.49m (18-00.25)	1.	Cooper Folkestad	So.	Concordia	15.79m (51-09.75)
2.	Mikayla Ennevov	Sr.	Macalester	5.43m (17-09.75)	2.	Gabe Irons	Sr.	Bethel	15.34m (50-04.00)
3.	Jen Valley	So.	Hamline	5.43m (17-09.75)	3.	Evan Larsen	Fy.	Bethel	14.61m (47-11.25)

10,000-Meter Run

10,000-Meter Run

Place	Name	Year	Institution	Time	Place	Name	Year	Institution	Time
1.	Fiona Smith	So.	Saint Benedict	34:36.31F	1.	Stephen Lavey	Sr.	Carleton	30:58.53F
2.	Clara Mayfield	Jr.	Carleton	34:58.96F	2.	Logan Bocovich	So.	St. Olaf	31:02.33F
3.	Sofia Carlson	Fy.	St. Olaf	37:17.84	3.	Andrew Skemp	Fy.	St. Olaf	31:17.29F

4x800-Meter Relay

4x800-Meter Relay

Place	Name	Institution	Time	Place	Name	Institution	Time
-------	------	-------------	------	-------	------	-------------	------

1. Lindsey Hamline 9:17.62
Bernardy
Lucy Hoelscher
Emma Mader
Alexandra
Maddux

1. Riley Berg 7:44.56
Will Mattock
Nathan Clausing
Dillon Diekmann

Heptathlon (May 5-6)

Place	Name	Year	Institution	Points
1.	Peyton Selle	So.	Concordia	4322R
2.	Rebekah Salfer	Jr.	St. Olaf	4251
3.	Grace Blanchette	So.	Carleton	4143

Decathlon (May 5-6)

Place	Name	Year	Institution	Points
1.	Maguire Petersen	Jr.	Saint John's	6677R
2.	Stephen Peper	Jr.	St. Olaf	6623
3.	Lukas Walton	Jr.	Bethel	5394

Key: #MIAC meet record, R Repeat Champion, F Facility Record

Men's Track ▾



MTRACK
05.06 FINAL



Saint Mary's

Hamline Invitational



MTRACK
05.13 FINAL



MIAC Outdoor Cha...

Saint Mary's



MTRACK
05.14 FINA



MIAC >

Saint Mary's



MEN'S TRACK & FIELD

[Questionnaire](#) [Roster](#) [More +](#)



Saint Mary's home fans get MIAC treat

5/13/2022 9:12:00 PM



By: DONNY NADEAU, Saint Mary's Sports Information Director | dnadeau@smumn.edu

WINONA, Minn. — The Saint Mary's University track and field teams got to strut their stuff in front of their home crowd on Friday — in the biggest meet of the outdoor season.

And the Cardinals — and the rest of the Minnesota Intercollegiate Athletic Conference Outdoor Championships field — gave the Saint Mary's home crowd plenty to cheer about.

In a day with picture-perfect weather conditions, fans were treated to one conference record fall — when Birgen Nelson of Gustavus shattered the MIAC record in the 100 hurdles with a time of 13.80 — while eight facility records went by the wayside during the first day of the two-day event.

[Aidan Gatz](#) (Elburn, Ill.) led the way for the Cardinals during Day 1, placing fourth in the pole vault, clearing 4.46 meters. Gatz was one of three SMU vaulters to place in the Top 10 in the pole vault, being joined by [Matthew Stack](#) (Brooklyn Park, Minn.), who was sixth (4.31m) and [Coleton Strupp](#) (Holmen, Wis.), who placed eighth (4.31m)

In Friday's women's event finals, Samantha Kubes (New Prague, Minn.) was 12th in the hammer (40.16m) to lead the way for the Cardinals, while Sydney Klausler (Lakeville, Minn.) placed 13th (4.57m) and Lilly Maul (Madelia, Minn.) finished 17th (4.40m) in the long jump; Kendra Klobe (Glencoe, Minn.) delivered a 14th-place showing in the 10,000 (42:41.73), and Morgan Wallendal (Bloomington, Minn.) chipped in a 16th in the discus (32.25m).

In other men's finals Friday, [Dan Cooper](#) (Belle Plaine, Minn.) placed 13th (6.35m) and [Antonio Cisewski](#) (Amherst, Wis.) was 17th (6.12m) in the long jump, and [Sean Curran](#) (Appleton, Wis.) recorded a 17th-place throw of 12.62 meters in the shot put.

Other Cardinal female competitors who did not reach the finals in their respective running events included: Klausler (200, 10th, 26.66), Anna Swanson (Osceola, Wis. / 800, 13th, 2:27.58), Caroline Gearin (Osceola, Wis. / 200, 13th, 26.81); Abrianna Utgaard (Star Prairie, Minn. / 400, 14th, 1:02.01), and Maul (100, 17th, 13.27).

On the men's side, [Chris Bulwa](#) (Glenview, Ill. / 200, 12th, 22.75), [Oliver Adamson](#) (Rochester, Minn. / 400, 13th, 51.14), [Isaiah Brindamour](#) (Rollingstone, Minn., 800, 15th, 1:59.86), [Dan Cooper](#) (Belle Plaine, Minn. / 100, 16th, 11.39), and Strupp (100, 21st, 11.48) did not qualify for Saturday's running event finals.

Day 2 of the conference championships kicks off at noon with field events in the women's javelin and triple jump, and the men's discus and high jump, while field events begin at 1 p.m. with the men's and women's 3,000 steeplechase.

Related Videos

Men's Track ▾



MTRACK
05.06 FINAL



Saint Mary's
Hamline Invitational



MTRACK
05.13 FINAL



MIAC Outdoor Cha...
Saint Mary's



MTRACK
05.14 FINA



MIAC
Saint Mary's



MEN'S TRACK & FIELD

[Questionnaire](#) [Roster](#) [More +](#)



Chris Ebert

Curran, Swanson land MIAC titles for SMU

5/14/2022 5:29:00 PM



By: DONNY NADEAU, Saint Mary's Sports Information Director | dnadeau@smumn.edu

WINONA, Minn. – Saint Mary's University's Anna Swanson (Osceola, Wis.) entered Saturday's j competition as the defending conference champion — and exited with her title as the reigning queen of the javelin intact.

Swanson, who came into the championships ranked No. 6 in the country in the javelin, breezed to her second straight conference crown, uncorking a toss of 41.10 meters to easily outdistance runner-up Bryana Leverentz, who was second in 39.73 meters.

And Swanson wasn't the only Cardinal putting on a show for the home crowd Saturday afternoon.

[Sean Curran](#) (Appleton, Wis.) and [Frankie Bakalars](#) (La Crosse, Wis.) headed into Saturday's competition among the top five in the conference in the hammer throw — and left as No. 1 and No. 3, respectively.

Curran unloaded a throw of career-best throw of 54.83 meters in claiming his first conference crown, while Bakalars closed out his collegiate career with a third-place, All-MIAC effort with a throw of 51.75.

Nathalie Freire (Bloomington, Minn.) — also competing in her final conference championships — matched Bakalars' third-place effort, earning All-MIAC honors with a third-place performance in the pole vault with a vault of 3.20 meters. Earlier in the day, Freire delivered a throw of 29.45 meters to added a 13th-place effort in the javelin.

In other women's field event finals on Saturday, Samantha Kubes (New Prague, Minn.) placed seventh in the shot put with a throw of 11.77 meters, Caroline Gearin (Osceola, Wis.) delivered an eighth in the pole vault (3.05m), and Morgan Wallendal (Fond du Lac, Wis.) finished 13th in the shot put (10.68m)

The hammer wasn't the only event of the day for Curran, who added a 14th (36.66m) in the discus to his conference championship in the hammer, while a quartet of SMU triple jumpers — [Dan Cooper](#) (Belle Plaine, Minn. / 10th, 12.80m), [Charlie Frenzel](#) (Northfield, Minn. / 12th, 12.50m), [Brady Johnson](#) (Elburn, Ill. / 13th, 12.23m), and [Chris Bulwa](#) (Glenview, Ill. / 18th, 11.67m) rounded out the Cardinal field event lineup.

Amanda Tuvey (West St. Paul, Minn.) was the only individual runner to compete for the Cardinals on Saturday, placing 16th in the steeplechase with a time of 12:48.09. In the women's relays, the SMU 4x400 quartet of Gearin, Swanson, Sydney Klausler (Lakeville, Minn.) and Abrianna Utgaard (Star Prairie, Wis.) recorded a fourth-place time of 4:06.98, while Gearin, Utgaard, and Klausler teamed up with Freire to clock a time of 50.83 in finishing eighth.

In men's relay action on Saturday, [Oliver Adamson](#) (Rochester, Minn.), [Antonio Cisewski](#) (Amherst, Wis.), [Coleton Strupp](#) (Holmen, Wis.), [Dan Cooper](#) (Belle Plaine, Minn.) raced to an eighth-place showing in the 4x100 with a time

of 43.82, while Adamson joined [Isaiah Brindamour](#) (Rollingstone, Minn.), [Chris Bulwa](#) (Glenview, Ill.) and [Brady Johnson](#) (Elburn, Ill.) to record a time of 3:27.60 to place ninth in the 4x400.

Related Videos



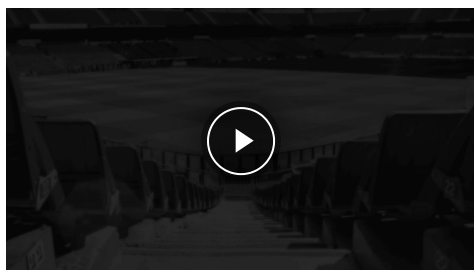
05.14.22

[MIAC Outdoor T&F Championships \(Running Events\)](#)



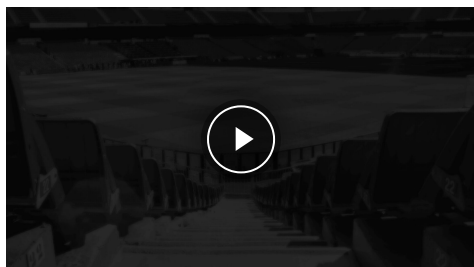
05.13.22

[MIAC Outdoor T&F Championships \(Running Events\)](#)



03.06.21

[Cardinal T&F Triangular](#)



02.26.21

[Cardinal T&F QuaranTeam: The Sequel](#)

Saint John's wins MIAC Men's Outdoor Track & Field championship

Posted: May 14, 2022

WINONA, Minn. – The Saint John's University men's outdoor track and field team clinched its 13th Minnesota Intercollegiate Athletic Conference (MIAC) championship - and first since 2011 - on Saturday afternoon on the campus of Saint Mary's University. The Johnnies totaled 218.25 points to win the conference crown.

St. Olaf placed second as a team with 141 points, followed by Bethel in third with 123. Concordia took fourth with 92.25 points, and Carleton and Gustavus tied for fifth with 58.25 points each. Macalester was in seventh with 55, Hamline took eighth with 37, St. Scholastica was right behind with 34, Saint Mary's had 26, and Augsburg finished with 15.

| [FINAL RESULTS](#) | [FRIDAY RECAP](#) | [CHAMPIONSHIPS HOMEPAGE](#) |



Bethel's **Jayson Ekiyor** broke the conference record in the 110-meter hurdles with a winning time of 14.24, 0.12 seconds faster than the previous mark set by Gustavus' Taylor Rooney a year ago. St. Olaf's **Lucas Kramarczuk** also surpassed the facility mark of 14.55 in the event by finishing second in 14.49. Another bright spot of Saturday's action came when Concordia senior **Munir Isahak** set a new facility mark in the 1500, finishing in 3:51.29, just faster than the previous mark of 3:52.87.

The top three individuals in each event and the first-place relay team automatically earn All-Conference honors, and the 4th-through 6th-place finishers in each open event and 2nd-through-6th place relay teams will be named All-Conference Honorable Mention. Saturday's All-Conference performers are listed below, with the Honorable Mention (4-6 individual, 2-6 relay) available in the results.

2022 MIAC MEN'S OUTDOOR TRACK & FIELD TEAM SCORES - FINAL

Place	Team	Score
1.	Saint John's	218.25
2.	St. Olaf	141
3.	Bethel	123
4.	Concordia	92.25
T5.	Carleton	58.25
T5.	Gustavus	58.25
7.	Macalester	55
8.	Hamline	37
9.	St. Scholastica	34
10.	Saint Mary's	26
11.	Augsburg	15

2022 MIAC MEN'S OUTDOOR TRACK & FIELD ALL-CONFERENCE HONOREES - SATURDAY

100-Meter Dash

Place	Name	Year	Institution	Time
1.	Kevin Arthur	So.	Saint John's	00:10.51#
2.	Samuel Eben Ebai	So.	St. Scholastica	00:10.68
3.	Ryan Miller	Sr.	Saint John's	00:10.70

200-Meter Dash

Place	Name	Year	Institution	Time
1.	Kevin Arthur	So.	Saint John's	00:21.51

2.	Cal Wright	Sr.	Concordia	00:21.62
3.	Arlo Heitler	Fy.	Macalester	00:21.89

400-Meter Dash

Place	Name	Year	Institution	Time
1.	Cal Wright	Sr.	Concordia	00:47.68
2.	Arlo Heitler	Fy.	Macalester	00:48.16
3.	Jacob Parent	Fy.	Bethel	00:48.48

800-Meter Run

Place	Name	Year	Institution	Time
1.	Tommy Allen	Fy.	Saint John's	01:54.94
2.	Alexei Hensel	So.	Saint John's	01:56.06
3.	Solomon Johnson	Jr.	Concordia	01:56.26

1500-Meter Run

Place	Name	Year	Institution	Time
1.	Munir Isahak	Sr.	Concordia	03:51.29
2.	Calvin Boone	Fy.	St. Scholastica	03:52.93
3.	Ian Curtis	So.	St. Olaf	03:53.68

5000-Meter Run

Place	Name	Year	Institution	Time
1.	Munir Isahak	Sr.	Concordia	14:55.95
2.	Lloyd Young	So.	Saint John's	14:59.53
3.	Ian Curtis	So.	St. Olaf	15:02.73

110-Meter Hurdles

Place	Name	Year	Institution	Time
1.	Jayson Ekiyor	Fy.	Bethel	00:14.24#
2.	Lucas Kramarczuk	So.	St. Olaf	00:14.49F
3.	Josh Sampson	So.	Bethel	00:14.70

400-Meter Hurdles

Place	Name	Year	Institution	Time
1.	Joel Smith	Jr.	Bethel	00:52.32R
2.	Tyler Sealock	Jr.	Bethel	00:53.33
3.	Josh Thomsen	Fy.	Hamline	00:53.98

3000-Meter Steeplechase

Place	Name	Year	Institution	Time
1.	Ben Santos	Sr.	Carleton	09:20.93
2.	Will Kelly	So.	St. Olaf	09:24.95
3.	Andy Goldsmith	Jr.	Saint John's	09:35.99

Discus

Place	Name	Year	Institution	Distance
1.	Gabe Irons	Sr.	Bethel	52.25mR (171-05.00)

2.	Gavin Rupp	So.	Saint John's	46.38m (152-02.00)
3.	Aengus White	Jr.	St. Olaf	45.11m (148-00.00)

Triple Jump

Place	Name	Year	Institution	Distance
1.	Michael Wallace	Jr.	Saint John's	14.32m (46-11.75)
2.	Caleb Williams	So.	Macalester	14.00m (45-11.25)
3.	Elijah Wade	So.	Saint John's	13.89m (45-07.00)

High Jump

Place	Name	Year	Institution	Distance
1.	Stephen Peper	Jr.	St. Olaf	2.08mR (06-09.75)
2.	Maguire Petersen	Jr.	Saint John's	2.05m (06-08.75)
3.	Christian Velishek	Sr.	Hamline	1.94m (06-04.25)

Hammer

Place	Name	Year	Institution	Distance
1.	Sean Curran	Jr.	Saint Mary's	54.83m (179-11.00)
2.	Gabe Irons	Sr.	Bethel	52.61m (172-07.00)
3.	Frankie Bakalars	Sr.	Saint Mary's	51.75m (169-09.00)

4x100-Meter Relay

Place	Name	Institution	Time
1.	Jack Young Kevin Arthur Brady Labine Seth Cattoor	Saint John's	00:41.53

4x400-Meter Relay

Place	Name	Institution	Time
1.	Jacob Parent Tyler Sealock Josh Sampson Joel Smith	Bethel	03:15.98

Key: #MIAC meet record, R Repeat Champion, R3 Third Consecutive Championship, F Facility Record

Gusties claim first-ever MIAC Women's Outdoor Track & Field Championship

Posted: May 14, 2022

WINONA, Minn. – For the first time in program history, the Gustavus Adolphus College women's outdoor track & field team has earned the Minnesota Intercollegiate Athletic Conference (MIAC) championship. Gustavus totaled 139 points to win the 12-team conference meet on Saturday afternoon.

Saint Benedict placed second as a team with 117.33 points, followed by St. Olaf with 113.33, and Bethel with 113. Carleton finished fifth with 94 points, while Concordia had 81, Hamline had 80, St. Catherine posted 34, Macalester collected 33, St. Scholastica scored 26, Saint Mary's tallied 24.33, and Augsburg posted three.

| [FINAL RESULTS](#) | [FRIDAY RECAP](#) | [CHAMPIONSHIPS](#)
[HOMEPAGE](#) |



Birgen Nelson starred on the track for Gustavus, breaking the conference record in the 100-meter hurdles for the second day in a row. After going 13.80 in prelims on Friday, Nelson won the event on Saturday with a new record time of 13.71. Nelson also broke the facility mark in the 400 hurdles, crossing the finish line in 1:00.64, two seconds faster than the previous record of 1:02.75. Teammate **Annika Poe** also enjoyed a record-breaking Saturday, setting a new facility record in the shot put with a distance of 14.31 meters. Saint Benedict's **Fiona Smith** and Carleton's **Clara Mayfield** both surpassed the previous facility record of 17:26.48 in the 5000-meter run as well. Smith won in 17:13.45 with Mayfield finishing second in 17:25.04.

The top three individuals in each event and the first-place relay team automatically earn All-Conference honors, and the 4th-through 6th-place finishers in each open event and 2nd-through-6th place relay teams will be named All-Conference Honorable Mention. Saturday's All-Conference performers are listed below, with the Honorable Mention (4-6 individual, 2-6 relay) available in the results.

2022 MIAC WOMEN'S OUTDOOR TRACK & FIELD TEAM SCORES - FINAL

Place	Team	Score
1.	Gustavus	139
2.	Saint Benedict	117.33
3.	St. Olaf	113.33
4.	Bethel	113
5.	Carleton	94
6.	Concordia	81
7.	Hamline	80
8.	St. Catherine	34
9.	Macalester	33
10.	St. Scholastica	26
11.	Saint Mary's	24.33
12.	Augsburg	3

2022 MIAC WOMEN'S OUTDOOR TRACK & FIELD ALL-CONFERENCE HONOREES - SATURDAY

100-Meter Dash

Place	Name	Year	Institution	Time
1.	Jailyn Robinson	So.	Hamline	00:12.07
2.	Jireh Babalola	So.	Bethel	00:12.25
3.	Kate Carlson	Fy.	Gustavus	00:12.35

200-Meter Dash

Place	Name	Year	Institution	Time
1.	Tiana Johnson	So.	Saint Benedict	00:25.16
2.	Kate Carlson	Fy.	Gustavus	00:25.55
3.	Jireh Babalola	So.	Bethel	00:25.63

400-Meter Dash

Place	Name	Year	Institution	Time
1.	Hannah Sankey	Sr.	Bethel	00:57.06R
2.	Lindsey Bernardy	Fy.	Hamline	00:58.40
3.	Jocelyn Ferguson	Fy.	Carleton	00:59.17

800-Meter Run

Place	Name	Year	Institution	Time
1.	Elizabeth Donnelly	So.	Gustavus	02:12.04
2.	Alexandra Maddux	Sr.	Hamline	02:16.00
3.	Lucy Hoelscher	So.	Hamline	02:19.86

1500-Meter Run

Place	Name	Year	Institution	Time
1.	Maria Blaesing	So.	Macalester	04:38.26
2.	Sam Posey	Jr.	St. Olaf	04:43.38
3.	Katie Gebert	So.	St. Olaf	04:44.78

5000-Meter Run

Place	Name	Year	Institution	Time
1.	Fiona Smith	So.	Saint Benedict	17:13.45R
2.	Clara Mayfield	Jr.	Carleton	17:25.04
3.	Sofia Carlson	Fy.	St. Olaf	18:07.68

100-Meter Hurdles

Place	Name	Year	Institution	Time
1.	Birgen Nelson	So.	Gustavus	00:13.71#
2.	Kelsie Sealock	So.	Bethel	00:14.06
3.	Nayeli Williams	Fy.	Carleton	00:14.96

400-Meter Hurdles

Place	Name	Year	Institution	Time
1.	Birgen Nelson	So.	Gustavus	01:00.64F
2.	Mikayla Turek	So.	Bethel	01:04.88
3.	Nayeli Williams	Fy.	Gustavus	01:05.89

3000-Meter Steeplechase

Place	Name	Year	Institution	Time
1.	Tracy Renier	Sr.	Saint Benedict	11:33.48
2.	Libby Rowland	Fy.	Carleton	11:35.92
3.	Christine Albrecht	Jr.	St. Olaf	11:38.93

Javelin

Place	Name	Year	Institution	Distance
1.	Anna Swanson	Jr.	Saint Mary's	41.10mR (134-10.00)
2.	Bryana Leverentz	Jr.	St. Catherine	39.73m (130-04.00)
3.	Stephanie Pickthorn	Sr.	Saint Benedict	37.36m (122-07.00)

Triple Jump

Place	Name	Year	Institution	Distance
1.	Madi Kes	So.	Gustavus	11.72m (38-05.50)
2.	Ainslee Parker	So.	St. Olaf	11.23m (36-10.25)
2.	Journey Amundson	Jr.	Macalester	11.17m (36-07.75)

Pole Vault

Place	Name	Year	Institution	Distance
1.	Jessica Lillard	So.	Bethel	3.50m (11-05.75)
2.	Teresa Pettit-Kenney	Jr.	St. Olaf	3.50m (11-05.75)
3.	Nathalie Freire	Sr.	Saint Mary's	3.20m (10-06.00)

Shot Put

Place	Name	Year	Institution	Distance
1.	Annika Poe	So.	Gustavus	14.31mF (46-11.50)
2.	Cayle Hovland	Sr.	Concordia	13.28m (43-07.00)
3.	Allyson Kangas	Jr.	Concordia	13.03m (42-09.00)

4x100-Meter Relay

Place	Name	Institution	Time
1.	Kate Carlson Ally Rakow Danielle Miller Birgen Nelson	Gustavus	00:48.34

4x400-Meter Relay

Place	Name	Institution	Time
1.	Sydney Hagen Elizabeth Donnelly Makenna Huetten Birgen Nelson	Gustavus	03:55.67

Key: #MIAC meet record, R Repeat Champion, R3 Third Consecutive Championship, F Facility Record

MIAC Outdoor Track & Field Championships - 5/13/2022 to 5/14/2022

St. Marry's University

Results

Women 100 Meter Dash

Conference: 12.11 2018 Katie Murray
 Conference: 11.89 2012 Ashley Carney (W)
 Facility: 12.24 F 2009 Caitlin Dhein

Name	Yr	School	Prelims
Preliminaries			
1	Jailyn	Robinson	SO Hamline F 12.19Q1.9
2	Jireh	Babalola	SO Bethel (Minn) 12.42Q-0.2
3	Sarah	Stellmach	FR Bethel (Minn) 12.68Q-0.1
4	Kate	Carlson	FR Gustavus Ado 12.45q 1.9
5	Tiana	Johnson	SO St. Benedict 12.51q -0.2
6	Kate	Gallagher	SO St. Benedict 12.57q -0.2
7	Dacoda	Speidel	SR St. Benedict 12.88q -0.2
8	Hailey	Johnson	JR St. Benedict 12.89q 1.9
9	Penny	Hunter	SO Macalester 12.91q 1.9
10	Sierra	Ramberg	SO Concordia-Mo 12.93 -0.1
11	Brianna	Parsons	FR Augsburg 12.96 -0.1
12	Carlie	Heinecke	JR Concordia-Mo 13.03 1.9
13	Clare	Collins	JR St. Olaf 13.03 -0.1
14	Riley	Roberts	SO Carleton 13.20 -0.1
15	Ally	Rakow	FR Gustavus Ado 13.22 -0.2
16	Hannah	King	SO Bethel (Minn) 13.26 -0.1
17	Lillian	Maul	SO Saint Mary's 13.27 1.9
18	Ellie	Logelin	FR Hamline 13.28 -0.2
19	Katie	Petersen	FR Gustavus Ado 13.40 1.9
20	Essence	Boe	SO Hamline 13.49 -0.2
21	Olivia	Thomley	FR Gustavus Ado 13.55 1.9
22	Claire	Hippen	SO St. Benedict 13.57 -0.2
23	Zoe	Matre	FR St. Olaf 13.68 -0.1
24	Jordan	Terry	SR Augsburg 13.68 1.9
25	Mya	Bishop	SO Augsburg 13.69 -0.1
26	Kya	Ochsendorf	FR St. Olaf 13.88 -0.2

Women 100 Meter Dash

Conference: 12.11 2018 Katie Murray
 Conference: 11.89 2012 Ashley Carney (W)
 Facility: 12.24 F 2009 Caitlin Dhein

Name	Yr	School	Finals
Finals			
1	Jailyn	Robinson	SO Hamline 12.07 3.3
2	Jireh	Babalola	SO Bethel (Minn) 12.25 3.3
3	Kate	Carlson	FR Gustavus Ado 12.35 3.3
4	Tiana	Johnson	SO St. Benedict 12.39 3.3
5	Kate	Gallagher	SO St. Benedict 12.54 3.3
6	Hailey	Johnson	JR St. Benedict 12.89 3.3
7	Dacoda	Speidel	SR St. Benedict 12.95 3.3
8	Penny	Hunter	SO Macalester 12.99 3.3

Women 200 Meter Dash

Conference: 24.72 2018 Katie Murray
 Conference: 24.41 2012 Ashley Magelssen (W)
 Facility: 24.87 F 2009 Adrienne Thomas

Name	Yr	School	Prelims
Preliminaries			
1	Tiana	Johnson	SO St. Benedict 25.31Q1.0
2	Kate	Carlson	FR Gustavus Ado 25.43Q1.2
3	Sarah	Stellmach	FR Bethel (Minn) 25.74Q3.5
4	Jireh	Babalola	SO Bethel (Minn) 25.75Q2.1
5	Megan	Geraets	FR Gustavus Ado 26.08q 2.1
6	Karla	Kroschel	SO St. Olaf 26.30q 1.2
7	Dacoda	Speidel	SR St. Benedict 26.36q 1.0
8	Penny	Hunter	SO Macalester 26.48q 3.5
9	Kate	Gallagher	SO St. Benedict 26.55q 2.1
10	Sydney	Klausler	SR Saint Mary's 26.66 3.5
11	Mirjana	Ganley	SO St. Benedict 26.77 1.0
12	Hailey	Johnson	JR St. Benedict 26.77 3.5
13	Caroline	Gearin	SO Saint Mary's 26.81 2.1
14	Mary	Wunderlich	FR Concordia-Mo 26.83 1.0
15	Riley	Roberts	SO Carleton 26.90 2.1
16	Sierra	Ramberg	SO Concordia-Mo 26.93 1.2
17	Ally	Rakow	FR Gustavus Ado 26.98 1.0
18	Carlie	Heinecke	JR Concordia-Mo 27.08 3.5
19	Brianna	Parsons	FR Augsburg 27.41 1.2
20	Emma	Storbakken	FR St. Olaf 27.56 3.5
21	Ellie	Logelin	FR Hamline 27.75 1.2
22	Zoe	Matre	FR St. Olaf 27.89 2.1
23	Lily	Johnson	FR St. Olaf 28.16 1.0
24	Mya	Bishop	SO Augsburg 28.20 1.2
25	Emme	Nelson	FR Hamline 28.29 3.5
26	Kya	Ochsendorf	FR St. Olaf 28.65 1.0
27	Elisa	Stewart	FR Bethel (Minn) 28.79 2.1
28	Rachel	Nelsen	SO St. Olaf 29.02 1.2

Women 200 Meter Dash

Conference: 24.72 2018 Katie Murray
 Conference: 24.41 2012 Ashley Magelssen (W)
 Facility: 24.87 F 2009 Adrienne Thomas

Name	Yr	School	Finals
Finals			
1	Tiana	Johnson	SO St. Benedict 25.16 -0.1
2	Kate	Carlson	FR Gustavus Ado 25.55 -0.1
3	Jireh	Babalola	SO Bethel (Minn) 25.63 -0.1
4	Megan	Geraets	FR Gustavus Ado 26.08 -0.1
5	Karla	Kroschel	SO St. Olaf 26.30 -0.1
6	Dacoda	Speidel	SR St. Benedict 26.74 -0.1
7	Penny	Hunter	SO Macalester 27.03 -0.1
8	Kate	Gallagher	SO St. Benedict 27.60 -0.1

MIAC Outdoor Track & Field Championships - 5/13/2022 to 5/14/2022

St. Marry's University

Results

Women 400 Meter Dash

Conference: 55.98 2010 Nikki Arola
Facility: 55.98 F 2010 Nikki Arola

Name	Yr	School	Prelims
Preliminaries			
1 Hannah Sankey	SR	Bethel (Minn)	58.10Q
2 Lindsey Bernardy	FR	Hamline	58.92Q
3 Britta Nordberg	SO	Bethel (Minn)	59.47Q
4 Karla Kroschel	SO	St. Olaf	59.05q
5 Jocelyn Ferguson	FR	Carleton	59.37q
6 Maddie Guler	SO	Concordia-Mo	59.97q
7 Mirjana Ganley	SO	St. Benedict	1:00.41q
8 Olivia Edstrom	SO	St. Olaf	1:00.49q
9 Megan Geraets	FR	Gustavus Ado	1:00.73q
10 Sidela Nyuga	SO	St. Benedict	1:00.84
11 Makenna Brown	SO	Bethel (Minn)	1:00.86
12 Hailey Gregg	FR	Bethel (Minn)	1:00.92
13 Anna Kiminiski	FR	St. Scholast	1:01.57
14 Abrianna Utgaard	JR	Saint Mary's	1:02.01
15 Laura Mitch	SR	St. Benedict	1:02.24
16 Sydney Hauger	FR	Gustavus Ado	1:02.37
17 Emma Storbakken	FR	St. Olaf	1:02.46
18 Meraf Hailelassie	SO	St. Olaf	1:03.69
19 Emme Nelson	FR	Hamline	1:03.80
20 Ququ Holman	SO	St. Olaf	1:04.13
21 Annika Voss	JR	St. Scholast	1:04.79
22 Mya Bishop	SO	Augsburg	1:05.11
23 Caitlyn Wrzesien	FR	Bethel (Minn)	1:05.32
24 Emilia Helms-Leslie	FR	Gustavus Ado	1:05.62
25 Caley Wrzesien	FR	Bethel (Minn)	1:06.06

Women 400 Meter Dash

Conference: 55.98 2010 Nikki Arola
Facility: 55.98 F 2010 Nikki Arola

Name	Yr	School	Finals
Finals			
1 Hannah Sankey	SR	Bethel (Minn)	57.06
2 Lindsey Bernardy	FR	Hamline	58.40
3 Jocelyn Ferguson	FR	Carleton	59.17
4 Britta Nordberg	SO	Bethel (Minn)	59.29
5 Karla Kroschel	SO	St. Olaf	59.83
6 Maddie Guler	SO	Concordia-Mo	1:00.09
7 Megan Geraets	FR	Gustavus Ado	1:00.67
8 Olivia Edstrom	SO	St. Olaf	1:00.74
9 Mirjana Ganley	SO	St. Benedict	1:01.38

Women 800 Meter Run

Conference: 2:07.36 2019 Phoebe Aguiar
Facility: 2:07.84 F 2010 Marie Borner

Name	Yr	School	Prelims
Preliminaries			
1 Elizabeth Donnelly	SO	Gustavus Ado	2:19.94Q
1:13.207 (1:13.207)	2:19.933 (1:06.726)		

2 Alexandra Maddux	JR	Hamline	2:21.35Q
1:12.536 (1:12.536)	2:21.343 (1:08.807)		
3 Malakai Holloway	JR	Bethel (Minn)	2:21.90Q
1:11.3 (1:11.3)	2:21.9 (1:10.6)		
4 Amy Kropp	JR	Carleton	2:21.95Q
1:12.894 (1:12.894)	2:21.948 (1:09.054)		
5 Lucy Hoelscher	SO	Hamline	2:22.60Q
1:11.5 (1:11.5)	2:22.6 (1:11.1)		
6 Ellie Sholing	SO	St. Scholast	2:23.69Q
1:13.177 (1:13.177)	2:23.682 (1:10.505)		
7 Drew Frolek	FR	Concordia-Mo	2:22.17q
1:13.500 (1:13.500)	2:22.167 (1:08.668)		
8 Evie Hage	FR	Bethel (Minn)	2:23.60q
1:11.6 (1:11.6)	2:23.6 (1:12.1)		
9 Kristina Rohrer	SO	St. Olaf	2:23.98q
1:13.197 (1:13.197)	2:23.980 (1:10.783)		
10 Lara Erickson	FR	Carleton	2:24.84
1:13.511 (1:13.511)	2:24.840 (1:11.329)		
11 Kalli Smith	FR	St. Benedict	2:25.20
1:11.6 (1:11.6)	2:25.2 (1:13.6)		
12 Riley Mauzer	JR	St. Olaf	2:27.28
1:13.421 (1:13.421)	2:27.272 (1:13.851)		
13 Anna Swanson	JR	Saint Mary's	2:27.58
1:13.933 (1:13.933)	2:27.577 (1:13.645)		
14 Nora Doyle	SR	St. Benedict	2:27.80
1:12.1 (1:12.1)	2:27.8 (1:15.7)		
15 Jules Fromm	FR	St. Olaf	2:27.97
1:14.130 (1:14.130)	2:27.964 (1:13.835)		
16 Ruby Gernandt	FR	Bethel (Minn)	2:29.90
1:13.657 (1:13.657)	2:29.898 (1:16.241)		
17 Maranda Thier	FR	St. Benedict	2:31.36
1:14.672 (1:14.672)	2:31.353 (1:16.682)		
18 Kaye Rysdahl	FR	Bethel (Minn)	2:36.18
1:17.583 (1:17.583)	2:36.178 (1:18.596)		
19 Eden Smith	FR	Concordia-Mo	2:36.44
1:14.865 (1:14.865)	2:36.439 (1:21.575)		
20 Lucy Lyngen	SO	St. Benedict	2:38.91
1:13.453 (1:13.453)	2:38.910 (1:25.457)		
21 Ava Juntunen-Novak	FR	St. Benedict	2:39.22
1:16.548 (1:16.548)	2:39.218 (1:22.670)		
22 Sarah Rey	FR	Bethel (Minn)	2:40.47
1:15.736 (1:15.736)	2:40.462 (1:24.726)		
23 Chloe Kintop	JR	Augsburg	2:46.00
1:17.9 (1:17.9)	2:46.0 (1:28.2)		
24 Jalisa Mathews	SO	Hamline	2:50.31
1:19.174 (1:19.174)	2:50.305 (1:31.132)		

Women 800 Meter Run

Conference: 2:07.36 2019 Phoebe Aguiar
Facility: 2:07.84 F 2010 Marie Borner

Name	Yr	School	Finals
Finals			
1 Elizabeth Donnelly	SO	Gustavus Ado	2:12.04
1:06.756 (1:06.756)	2:12.033 (1:05.277)		
2 Alexandra Maddux	JR	Hamline	2:16.00
1:06.687 (1:06.687)	2:15.992 (1:09.306)		

MIAC Outdoor Track & Field Championships - 5/13/2022 to 5/14/2022

St. Marry's University

Results

Finals ... (Women 800 Meter Run)

Name	Yr	School	Finals
3 Lucy Hoelscher	SO	Hamline	2:19.86
1:09.250 (1:09.250)	2:19.854 (1:10.605)		
4 Amy Kropp	JR	Carleton	2:22.15
1:09.543 (1:09.543)	2:22.149 (1:12.607)		
5 Ellie Sholing	SO	St. Scholast	2:22.69
1:09.304 (1:09.304)	2:22.686 (1:13.383)		
6 Malakai Holloway	JR	Bethel (Minn)	2:23.60
1:08.327 (1:08.327)	2:23.597 (1:15.270)		
7 Kristina Rohrer	SO	St. Olaf	2:23.73
1:09.001 (1:09.001)	2:23.725 (1:14.725)		
8 Drew Frolek	FR	Concordia-Mo	2:23.98
1:09.961 (1:09.961)	2:23.977 (1:14.017)		
9 Evie Hage	FR	Bethel (Minn)	2:24.76
1:08.703 (1:08.703)	2:24.754 (1:16.051)		

Women 1500 Meter Run

Conference: 4:29.20 2009 Marie Borner
 Facility: 4:30.84 F 2010 Marie Borner

Name	Yr	School	Prelims
Preliminaries			
1 Maria Blaesing	SO	Macalester	4:57.99Q
1:02.548 (1:02.548)	2:25.484 (1:22.936)	3:45.273 (1:19.790)	
4:57.990 (1:12.717)			
2 Sam Posey	JR	St. Olaf	5:05.01Q
3 Bella Call	SO	St. Olaf	4:58.11Q
1:02.255 (1:02.255)	2:24.959 (1:22.705)	3:45.292 (1:20.333)	
4:58.104 (1:12.812)			
4 Katie Gebert	SO	St. Olaf	5:05.05Q
5 Grace Cole	JR	Bethel (Minn)	4:59.05Q
1:02.842 (1:02.842)	2:25.228 (1:22.387)	3:45.173 (1:19.946)	
4:59.050 (1:13.877)			
6 Maj-Lis Helmer	FR	St. Scholast	5:14.83Q
7 Sophie Abernethy	FR	St. Olaf	4:59.43Q
1:02.631 (1:02.631)	2:25.507 (1:22.876)	3:45.475 (1:19.969)	
4:59.428 (1:13.953)			
8 Jane Bruenjes	FR	St. Olaf	5:17.99Q
9 Nell Schafer	SO	Carleton	5:00.80Q
1:02.277 (1:02.277)	2:24.995 (1:22.718)	3:45.568 (1:20.573)	
5:00.801 (1:15.234)			
10 Ava Craven	FR	St. Olaf	5:21.51Q
11 Isabel Fredrickson	SR	Concordia-Mo	5:03.34q
1:02.742 (1:02.742)	2:25.192 (1:22.451)	3:45.655 (1:20.464)	
5:03.340 (1:17.685)			
12 Miranda Kerndt	FR	Hamline	5:24.35q
13 Sophie Gossard	JR	St. Olaf	5:27.45
1:05.649 (1:05.649)	2:30.074 (1:24.426)	3:59.165 (1:29.092)	
5:27.443 (1:28.278)			
14 Ilsa Weigel	SO	St. Olaf	5:29.14
15 Sylvia Coyle	FR	Macalester	5:39.14
1:06.083 (1:06.083)	2:37.256 (1:31.174)	4:10.330 (1:33.075)	
5:39.141 (1:28.811)			
16 Cate Gleason	FR	St. Olaf	5:40.14
17 Maggie Morgan	SO	Macalester	5:40.68

18 Abby Rowekamp	FR	St. Olaf	5:43.85
1:06.491 (1:06.491)	2:37.368 (1:30.877)	4:11.013 (1:33.645)	
5:43.843 (1:32.831)			
19 Airial Johnson	FR	Concordia-Mo	5:45.49
20 Rachel Friberg	SR	Concordia-Mo	5:47.10
1:06.810 (1:06.810)	2:39.588 (1:32.778)	4:16.876 (1:37.289)	
5:47.093 (1:30.217)			
21 Klaire Petersen	SO	Hamline	5:47.44
1:06.456 (1:06.456)	2:38.319 (1:31.864)	4:17.847 (1:39.528)	
5:47.434 (1:29.587)			
22 Larissa Minshull	FR	Bethel (Minn)	6:03.73
1:06.009 (1:06.009)	2:37.764 (1:31.755)	4:18.501 (1:40.738)	
6:03.728 (1:45.228)			
23 Aspen Clarksean	FR	Hamline	6:04.95
24 Jalisa Mathews	SO	Hamline	6:20.46
25 Annabel Lantz	FR	Augsburg	6:30.10
--- Ellie Sablak	FR	Macalester	DNF
1:05.203 (1:05.203)	2:29.793 (1:24.590)		

Women 1500 Meter Run

Conference: 4:29.20 2009 Marie Borner
 Facility: 4:30.84 F 2010 Marie Borner

Name	Yr	School	Finals
Finals			
1 Maria Blaesing	SO	Macalester	4:38.26
55.989 (55.989)	2:12.109 (1:16.120)	3:24.782 (1:12.673)	
4:38.259 (1:13.478)			
2 Sam Posey	JR	St. Olaf	4:43.38
55.718 (55.718)	2:11.853 (1:16.135)	3:27.694 (1:15.841)	
4:43.376 (1:15.683)			
3 Katie Gebert	SO	St. Olaf	4:44.78
55.802 (55.802)	2:11.923 (1:16.121)	3:27.828 (1:15.906)	
4:44.776 (1:16.948)			
4 Sophie Abernethy	FR	St. Olaf	4:51.99
57.590 (57.590)	2:16.512 (1:18.923)	3:34.783 (1:18.271)	
4:51.990 (1:17.208)			
5 Maj-Lis Helmer	FR	St. Scholast	4:53.00
56.454 (56.454)	2:12.755 (1:16.301)	3:32.499 (1:19.745)	
4:52.991 (1:20.493)			
6 Bella Call	SO	St. Olaf	4:58.92
57.891 (57.891)	2:18.249 (1:20.359)	3:41.502 (1:23.253)	
4:58.919 (1:17.417)			
7 Nell Schafer	SO	Carleton	5:00.32
58.102 (58.102)	2:18.406 (1:20.304)	3:41.211 (1:22.806)	
5:00.317 (1:19.106)			
8 Isabel Fredrickson	SR	Concordia-Mo	5:02.40
57.243 (57.243)	2:15.255 (1:18.012)	3:38.030 (1:22.775)	
5:02.394 (1:24.364)			
9 Jane Bruenjes	FR	St. Olaf	5:10.46
59.554 (59.554)	2:23.616 (1:24.062)	3:49.369 (1:25.754)	
5:10.453 (1:21.084)			
10 Grace Cole	JR	Bethel (Minn)	5:11.16
57.016 (57.016)	2:18.525 (1:21.509)	3:45.421 (1:26.897)	
5:11.157 (1:25.737)			

MIAC Outdoor Track & Field Championships - 5/13/2022 to 5/14/2022

St. Marry's University

Results

Finals ... (Women 1500 Meter Run)

Name	Yr	School	Finals
11 Miranda Kerndt	FR	Hamline	5:16.93
58.723 (58.723)	2:23.919 (1:25.196)	3:50.070 (1:26.151)	
5:16.924 (1:26.855)			
12 Ava Craven	FR	St. Olaf	5:21.22
1:00.042 (1:00.042)	2:24.399 (1:24.357)	3:51.646 (1:27.248)	
5:21.211 (1:29.565)			

Women 5000 Meter Run

Conference: 16:59.19 2014 Kimber Meyer
Facility: 17:26.48 F 2009 Mallory Van Ness

Name	Yr	School	Finals
Finals			
1 Fiona Smith	SO	St. Benedict	17:13.45F
2 Clara Mayfield	SO	Carleton	17:25.04F
3 Sofia Carlson	FR	St. Olaf	18:07.68
4 Alison Bode	FR	St. Olaf	18:13.05
5 Helen Cross	SO	Carleton	18:13.85
6 Phoebe Ward	SO	Carleton	18:18.27
7 Julia Everest	SO	St. Olaf	18:44.32
8 Bridget Tetmeyer	SO	St. Benedict	18:48.62
9 Sophie Call	SO	St. Olaf	19:00.53
10 Annie Kiolbasa	SO	St. Benedict	19:21.95
11 Maj-Lis Helmer	FR	St. Scholast	19:21.99
12 Iliana Ramon	SO	Gustavus Ado	19:26.07
13 Raina Moorjani	FR	Bethel (Minn)	19:32.39
14 Gracia Larsen-Schmidt	FR	St. Olaf	19:38.19
15 Mackinzee Miest	SO	Gustavus Ado	19:43.49
16 Molly Weberg	FR	Gustavus Ado	19:43.64
17 Olivia Corbo	SO	Carleton	19:45.46
18 Allegra Pihlaja	JR	Carleton	19:46.56
19 Josie Harms	FR	Bethel (Minn)	19:49.55
20 Erika Swanson	SO	Bethel (Minn)	19:54.52
21 Sylvia Greene	SO	Macalester	19:55.66
22 Ashley Cohen	SO	Carleton	20:01.50
23 Emma Mader	SR	Hamline	20:08.68
24 Rainey Tilley	SO	Carleton	20:08.85
25 Nell Schafer	SO	Carleton	20:12.15
26 Laura Hardwick	FR	Bethel (Minn)	21:04.82
27 Seneca Norvell	JR	St. Olaf	21:06.20

Women 10000 Meter Run

Conference: 34:22.58 1983 Debbie Thometz
Facility: 36:38.09 F 2010 Simone Childs-Walker

Name	Yr	School	Finals
Finals			
1 Fiona Smith	SO	St. Benedict	34:36.31F
1:24.540 (1:24.540)	2:53.643 (1:29.103)	4:19.098 (1:25.456)	
5:45.139 (1:26.042)	7:11.388 (1:26.249)	8:36.151 (1:24.764)	
10:00.542 (1:24.391)	11:24.658 (1:24.117)	12:48.432 (1:23.774)	
14:11.950 (1:23.519)	15:36.280 (1:24.331)	17:00.183 (1:23.903)	
18:23.969 (1:23.786)	19:46.385 (1:22.416)	21:08.713 (1:22.329)	
22:31.162 (1:22.449)	23:53.089 (1:21.928)	25:14.064 (1:20.975)	
26:35.757 (1:21.694)	27:56.310 (1:20.553)		
30:36.179 (1:20.425)	31:56.322 (1:20.144)	33:17.157 (1:20.835)	
34:36.310 (1:19.153)			
2 Clara Mayfield	SO	Carleton	34:58.96F
1:24.692 (1:24.692)	2:53.856 (1:29.164)	4:19.370 (1:25.515)	
5:45.337 (1:25.967)	7:11.655 (1:26.319)	8:36.417 (1:24.763)	
10:00.810 (1:24.393)	11:24.848 (1:24.039)	12:48.622 (1:23.774)	
14:12.183 (1:23.561)	15:36.505 (1:24.323)	17:00.438 (1:23.933)	
18:24.287 (1:23.849)	19:46.635 (1:22.348)	21:08.975 (1:22.340)	
22:31.410 (1:22.435)	23:54.180 (1:22.771)	25:17.250 (1:23.070)	
26:40.775 (1:23.525)	28:04.352 (1:23.578)		
30:52.040 (1:24.103)	32:16.077 (1:24.038)	33:39.787 (1:23.710)	
34:58.957 (1:19.170)			
3 Sofia Carlson	FR	St. Olaf	37:17.84
1:25.265 (1:25.265)	2:57.806 (1:32.542)	4:31.568 (1:33.762)	
6:03.110 (1:31.543)	7:36.295 (1:33.186)	9:07.784 (1:31.489)	
10:37.639 (1:29.855)	12:08.893 (1:31.254)	13:41.347 (1:32.455)	
15:13.625 (1:32.278)	16:45.764 (1:32.140)	18:17.022 (1:31.259)	
19:49.180 (1:32.158)	21:18.902 (1:29.723)	22:48.505 (1:29.604)	
24:17.668 (1:29.163)	25:47.287 (1:29.619)	27:15.942 (1:28.655)	
28:46.499 (1:30.558)	30:16.137 (1:29.638)		
33:12.767 (1:28.037)	34:40.685 (1:27.918)	36:02.645 (1:21.960)	
37:17.835 (1:15.190)			
4 Alison Bode	FR	St. Olaf	37:23.07
1:25.243 (1:25.243)	2:57.767 (1:32.525)	4:31.543 (1:33.776)	
6:03.072 (1:31.529)	6:03.077 (0:006)	7:36.277 (1:33.200)	
10:37.615 (3:01.339)	12:08.869 (1:31.254)	13:41.319 (1:32.451)	
15:13.602 (1:32.283)	16:45.730 (1:32.128)	18:17.014 (1:31.285)	
19:49.208 (1:32.195)	21:18.975 (1:29.767)	22:48.625 (1:29.651)	
24:17.855 (1:29.230)	25:47.512 (1:29.658)	27:16.017 (1:28.505)	
28:46.761 (1:30.745)	30:16.357 (1:29.596)		
33:13.017 (1:27.990)	34:40.979 (1:27.962)	36:03.980 (1:23.002)	
37:23.069 (1:19.089)			

MIAC Outdoor Track & Field Championships - 5/13/2022 to 5/14/2022

St. Marry's University

Results

5	Iliana Ramon	SO	Gustavus Ado	37:56.07
	1:25.539 (1:25.539)		2:58.002 (1:32.464)	4:31.797 (1:33.795)
	6:03.290 (1:31.494)		7:36.529 (1:33.240)	9:07.999 (1:31.470)
	10:37.926 (1:29.928)		12:09.110 (1:31.184)	13:41.564 (1:32.455)
	15:13.828 (1:32.264)		16:45.915 (1:32.088)	18:17.355 (1:31.440)
	19:49.378 (1:32.024)		21:19.232 (1:29.854)	22:48.752 (1:29.520)
	24:18.170 (1:29.419)		25:47.797 (1:29.628)	27:17.858 (1:30.061)
	28:49.704 (1:31.846)		30:22.558 (1:32.855)	
	33:25.470 (1:31.320)		34:58.377 (1:32.908)	36:31.097 (1:32.720)
	37:56.068 (1:24.971)			

Finals ... (Women 10000 Meter Run)

	Name	Yr	School	Finals
6	Bridget Tettmeyer	SO	St. Benedict	38:08.51
	1:26.252 (1:26.252)		2:58.264 (1:32.012)	4:32.114 (1:33.850)
	6:03.562 (1:31.448)		7:36.829 (1:33.268)	9:08.243 (1:31.414)
	10:38.216 (1:29.973)		12:09.331 (1:31.115)	13:41.822 (1:32.492)
	15:14.057 (1:32.236)		16:46.256 (1:32.199)	18:17.596 (1:31.340)
	19:49.658 (1:32.063)		21:19.525 (1:29.867)	22:49.008 (1:29.484)
	24:18.446 (1:29.438)		25:48.070 (1:29.624)	27:18.246 (1:30.177)
	28:49.950 (1:31.705)		30:22.872 (1:32.922)	
	33:27.785 (1:32.556)		35:02.346 (1:34.561)	36:36.922 (1:34.577)
	38:08.510 (1:31.588)			
7	Emily DeMorett	JR	St. Benedict	38:46.38
	1:26.715 (1:26.715)		2:58.839 (1:32.124)	4:32.420 (1:33.581)
	6:03.836 (1:31.416)		7:37.090 (1:33.255)	9:08.542 (1:31.452)
	10:38.760 (1:30.219)		12:09.747 (1:30.988)	13:42.107 (1:32.360)
	15:14.315 (1:32.208)		16:46.701 (1:32.387)	18:17.728 (1:31.028)
	19:50.170 (1:32.443)		21:21.060 (1:30.890)	22:54.325 (1:33.265)
	24:27.593 (1:33.268)		26:03.320 (1:35.727)	27:40.355 (1:37.035)
	29:17.549 (1:37.195)		30:54.527 (1:36.978)	
	34:07.713 (1:36.904)		35:37.451 (1:29.738)	37:18.257 (1:40.806)
	38:46.379 (1:28.123)			
8	Raina Moorjani	FR	Bethel (Minn	40:10.07
	1:25.717 (1:25.717)		2:58.239 (1:32.523)	4:32.040 (1:33.801)
	6:03.505 (1:31.466)		7:36.797 (1:33.292)	9:08.234 (1:31.438)
	10:38.246 (1:30.012)		12:09.376 (1:31.131)	13:41.881 (1:32.505)
	15:14.261 (1:32.380)		16:47.895 (1:33.634)	18:23.660 (1:35.766)
	19:59.956 (1:36.296)		21:38.592 (1:38.636)	23:19.793 (1:41.202)
	25:01.485 (1:41.692)		26:43.724 (1:42.240)	28:26.485 (1:42.762)
	30:08.727 (1:42.242)		31:50.209 (1:41.483)	
	35:14.721 (1:42.128)		36:56.295 (1:41.574)	38:38.056 (1:41.762)
	40:10.066 (1:32.010)			
9	Amelia Landsverk	JR	Concordia-Mo	40:17.45
	1:28.085 (1:28.085)		3:04.148 (1:36.064)	4:39.851 (1:35.703)
	6:15.311 (1:35.460)		7:51.939 (1:36.629)	9:29.129 (1:37.190)
	11:05.993 (1:36.864)		12:42.686 (1:36.694)	14:19.471 (1:36.785)
	15:58.140 (1:38.670)		17:35.454 (1:37.314)	19:12.787 (1:37.333)
	20:49.492 (1:36.706)		22:26.787 (1:37.295)	24:04.915 (1:38.128)
	25:43.850 (1:38.935)		27:22.553 (1:38.704)	29:02.105 (1:39.552)
	30:41.849 (1:39.745)		32:20.237 (1:38.389)	
	35:35.857 (1:37.762)		37:13.110 (1:37.253)	38:49.629 (1:36.520)
	40:17.443 (1:27.815)			
10	Laura Hardwick	FR	Bethel (Minn	40:33.30
	1:27.785 (1:27.785)		3:03.905 (1:36.120)	4:40.091 (1:36.187)
	6:15.513 (1:35.423)		7:52.178 (1:36.666)	9:29.358 (1:37.180)
	11:06.220 (1:36.862)		12:42.962 (1:36.742)	14:19.644 (1:36.683)
	15:57.916 (1:38.272)		17:35.554 (1:37.638)	19:12.492 (1:36.938)
	20:48.908 (1:36.417)		22:25.461 (1:36.553)	24:01.532 (1:36.072)
	25:38.692 (1:37.160)		27:17.842 (1:39.151)	28:56.450 (1:38.608)
	30:36.594 (1:40.144)		32:17.917 (1:41.324)	
	33:58.422 (0.045)		37:17.599 (3:19.178)	38:56.860 (1:39.262)
	40:33.298 (1:36.438)			

MIAC Outdoor Track & Field Championships - 5/13/2022 to 5/14/2022

St. Marry's University

Results

11	Gracia Larsen-Schmidt	FR	St. Olaf	40:55.68
	1:30.883 (1:30.883)		3:09.096 (1:38.214)	4:46.713 (1:37.617)
	6:25.237 (1:38.525)		8:03.491 (1:38.255)	9:41.900 (1:38.409)
	11:19.608 (1:37.709)		12:58.528 (1:38.920)	14:36.892 (1:38.365)
	16:15.122 (1:38.231)		17:53.145 (1:38.023)	19:33.028 (1:39.884)
	21:12.641 (1:39.613)		22:51.457 (1:38.816)	24:30.155 (1:38.698)
	26:08.158 (1:38.004)		27:45.984 (1:37.826)	29:25.610 (1:39.627)
	31:05.601 (1:39.991)		32:46.387 (1:40.787)	
	36:05.045 (1:38.580)		37:47.113 (1:42.068)	39:26.015 (1:38.903)
	40:55.680 (1:29.665)			
12	Seneca Norvell	JR	St. Olaf	41:56.60
	1:34.185 (1:34.185)		3:14.325 (1:40.140)	4:53.451 (1:39.126)
	6:32.958 (1:39.508)		8:12.609 (1:39.652)	9:51.598 (1:38.989)
	11:32.089 (1:40.491)		13:12.061 (1:39.972)	14:53.832 (1:41.772)
	16:34.913 (1:41.081)		18:17.278 (1:42.365)	19:58.638 (1:41.360)
	21:39.850 (1:41.212)		23:20.405 (1:40.556)	25:02.331 (1:41.926)
	26:44.259 (1:41.928)		28:27.140 (1:42.881)	30:07.797 (1:40.658)
	31:50.468 (1:42.672)		33:33.308 (1:42.840)	
	36:57.889 (1:41.540)		38:39.190 (1:41.302)	40:20.806 (1:41.616)
	41:56.599 (1:35.793)			
13	Danielle Freshwaters	SR	Macalester	42:25.05
	1:31.604 (1:31.604)		3:11.376 (1:39.773)	4:52.136 (1:40.760)
	6:31.361 (1:39.226)		8:11.179 (1:39.819)	9:50.850 (1:39.671)
	11:31.418 (1:40.569)		13:11.625 (1:40.207)	14:53.110 (1:41.485)
	16:34.653 (1:41.544)		18:16.971 (1:42.318)	19:58.274 (1:41.303)
	21:39.372 (1:41.099)		23:21.340 (1:41.968)	25:04.534 (1:43.195)
	26:48.787 (1:44.253)		28:33.773 (1:44.987)	30:18.287 (1:44.514)
	32:01.948 (1:43.662)		33:46.935 (1:44.988)	
	37:16.807 (1:44.741)		39:01.333 (1:44.527)	40:45.932 (1:44.600)
	42:25.048 (1:39.116)			
14	Kendra Klobe	FR	Saint Mary's	42:41.73
	1:31.112 (1:31.112)		3:09.458 (1:38.347)	4:47.095 (1:37.637)
	6:25.576 (1:38.481)		8:03.831 (1:38.256)	9:42.161 (1:38.330)
	11:19.976 (1:37.816)		12:58.940 (1:38.964)	14:37.539 (1:38.599)
	16:16.904 (1:39.365)		17:56.971 (1:40.068)	19:38.385 (1:41.414)
	21:20.237 (1:41.853)		23:03.862 (1:43.625)	24:48.711 (1:44.850)
	26:35.135 (1:46.425)		28:21.200 (1:46.065)	30:08.625 (1:47.425)
	31:57.028 (1:48.404)		33:43.855 (1:46.827)	
	37:21.619 (1:49.024)		39:09.472 (1:47.853)	40:58.095 (1:48.624)
	42:41.730 (1:43.635)			
15	Charlotte Adams	SO	Hamline	43:13.73
	1:33.153 (1:33.153)		3:14.510 (1:41.358)	4:53.043 (1:38.534)
	6:31.965 (1:38.922)		8:11.204 (1:39.240)	9:51.231 (1:40.027)
	11:31.725 (1:40.495)		13:11.858 (1:40.134)	14:53.711 (1:41.854)
	16:36.653 (1:42.943)		18:20.423 (1:43.770)	20:04.297 (1:43.874)
	21:49.557 (1:45.260)		23:33.271 (1:43.715)	25:18.202 (1:44.932)
	27:04.000 (1:45.798)		28:53.487 (1:49.488)	30:40.883 (1:47.396)
	32:28.931 (1:48.048)		34:18.014 (1:49.083)	
	37:58.776 (1:50.290)		39:45.955 (1:47.180)	41:32.716 (1:46.761)
	43:13.727 (1:41.012)			
---	Libby Roberdeau	FR	Hamline	DNF
	1:32.884 (1:32.884)		3:14.271 (1:41.387)	4:53.876 (1:39.605)
	6:33.558 (1:39.683)		8:15.175 (1:41.617)	10:00.821 (1:45.646)
	11:48.653 (1:47.833)		13:38.816 (1:50.164)	

Women 100 Meter Hurdles

Conference: 14.13 2014 Mallory Burnham
Facility: 14.61 F 2013 Hannah Mueller

Name	Yr	School	Prelims
------	----	--------	---------

Preliminaries

1	Birgen Nelson	FR	Gustavus Ado	F 13.80Q0.6
2	Kelsie Sealock	SO	Bethel (Minn)	14.21Q2.2
3	Nayeli Williams	FR	Carleton	14.74Q0.7
4	Elle Geislinger	FR	St. Catherin	15.20q 0.6
5	Danielle Miller	FR	Gustavus Ado	15.31q 2.2
6	Gabby Bodin	SO	St. Catherin	15.34q 0.7
7	Rebekah Salfer	JR	St. Olaf	15.50q 0.6
8	Peyton Selle	SO	Concordia-Mo	15.56q 0.7
9	Nicole Lilleberg	JR	Concordia-Mo	15.62q 0.7
10	Makenna Huetten	FR	Gustavus Ado	15.63 2.2
11	AnnaGrace Nelson	FR	Bethel (Minn)	15.67 0.7
12	McKenzie Williams	FR	St. Scholast	15.70 0.6
13	Stephanie Pickthorn	SR	St. Benedict	16.10 0.6
14	Ally Stackhouse	FR	Bethel (Minn)	16.32 2.2
15	Hannah King	SO	Bethel (Minn)	16.70 0.6
16	Aoife Zamacona	SR	Hamline	17.00 0.6
17	Riki Poore	SO	St. Olaf	17.02 2.2
18	Jenna Kalevik	FR	Concordia-Mo	17.49 2.2
19	Gabriele Hannah	FR	Hamline	17.60 0.6
20	Cynthia Garcia Balmaceda	SO	Bethel (Minn)	17.61 2.2
21	Mikayla Zaske	FR	Gustavus Ado	17.67 0.7
22	Kiernan Darling	FR	Concordia-Mo	17.78 0.7
23	Lily Johnson	FR	St. Olaf	17.80 0.6
24	Cecelia Miller	SR	Hamline	18.75 0.7
25	Erica Gaebe	FR	Gustavus Ado	19.83 0.7

Women 100 Meter Hurdles

Conference: 14.13 2014 Mallory Burnham
Facility: 14.61 F 2013 Hannah Mueller

Name	Yr	School	Finals
------	----	--------	--------

Finals

1	Birgen Nelson	FR	Gustavus Ado	13.71F 0.4
2	Kelsie Sealock	SO	Bethel (Minn)	14.06F 0.4
3	Nayeli Williams	FR	Carleton	14.96 0.4
4	Elle Geislinger	FR	St. Catherin	15.25 0.4
5	Gabby Bodin	SO	St. Catherin	15.30 0.4
6	Danielle Miller	FR	Gustavus Ado	15.47 0.4
7	Peyton Selle	SO	Concordia-Mo	15.51 0.4
8	Nicole Lilleberg	JR	Concordia-Mo	15.95 0.4

Women 400 Meter Hurdles

Conference: 1:00.36 1989 Carolyn Ross
Facility: 1:02.75 F 2009 Nicole Carroll

Name	Yr	School	Prelims
------	----	--------	---------

Preliminaries

1	Birgen Nelson	FR	Gustavus Ado	F 1:01.45Q
2	Mikayla Turek	SO	Bethel (Minn)	1:05.16Q
3	Nayeli Williams	FR	Carleton	1:08.15Q

MIAC Outdoor Track & Field Championships - 5/13/2022 to 5/14/2022

St. Marry's University

Results

4	McKenzie Williams	FR	St. Scholast	1:08.34q
5	Danielle Miller	FR	Gustavus Ado	1:08.58q
6	Riki Poore	SO	St. Olaf	1:08.95q
7	Rebekah Salfer	JR	St. Olaf	1:09.02q
8	Peyton Selle	SO	Concordia-Mo	1:09.11q
9	Makenna Huetten	FR	Gustavus Ado	1:09.36q
10	Kelly Lorenz	SO	Concordia-Mo	1:09.45
11	Maggie Mahota	SR	St. Benedict	1:09.50
12	Jessie Smith	FR	Bethel (Minn	1:09.58
13	Erica Meyers	SR	St. Olaf	1:10.00
14	Andreiana Aurelius	FR	Hamline	1:12.76
15	Hannah Hackenmueller	FR	Carleton	1:15.18
16	Mikayla Zasko	FR	Gustavus Ado	1:15.62
17	Audrey Parrott	FR	Carleton	1:15.96
18	Addie Brooke-Pike	SR	Macalester	1:16.44
19	Erica Gaebe	FR	Gustavus Ado	1:21.02

Women 400 Meter Hurdles

Conference: 1:00.36 1989 Carolyn Ross
Facility: 1:02.75 F 2009 Nicole Carroll

Name	Yr	School	Finals
Finals			
1	Birgen Nelson	FR Gustavus Ado	1:00.64F
2	Mikayla Turek	SO Bethel (Minn	1:04.88
3	Nayeli Williams	FR Carleton	1:05.60
4	Rebekah Salfer	JR St. Olaf	1:05.86
5	Makenna Huetten	FR Gustavus Ado	1:05.89
6	McKenzie Williams	FR St. Scholast	1:06.06
7	Danielle Miller	FR Gustavus Ado	1:07.66
8	Peyton Selle	SO Concordia-Mo	1:08.94
9	Riki Poore	SO St. Olaf	1:12.40

Women 3000 Meter Steeplechase

Conference: 10:37.58 2015 Ruth Steinke
Facility: 10:46.23 F 2010 Greta Sieve

Name	Yr	School	Finals
Finals			
1	Tracy Renier	SR St. Benedict	11:33.48
	44.233 (44.233)	2:11.797 (1:27.565)	3:42.813 (1:31.016)
	5:15.627 (1:32.815)	6:50.636 (1:35.009)	8:28.418 (1:37.782)
	10:03.854 (1:35.437)	11:33.480 (1:29.627)	
2	Libby Rowland	FR Carleton	11:35.92
	46.843 (46.843)	2:15.451 (1:28.608)	3:47.944 (1:32.494)
	5:21.805 (1:33.861)	6:57.019 (1:35.214)	8:33.181 (1:36.163)
	10:09.001 (1:35.820)	11:35.915 (1:26.915)	
3	Christine Albrecht	JR St. Olaf	11:38.93
	46.338 (46.338)	2:16.100 (1:29.762)	3:48.266 (1:32.167)
	5:22.017 (1:33.752)	6:58.171 (1:36.154)	8:35.769 (1:37.599)
	10:11.908 (1:36.139)	11:38.930 (1:27.023)	
4	Josie Harms	FR Bethel (Minn	11:44.93
	46.136 (46.136)	2:17.110 (1:30.975)	3:49.075 (1:31.965)
	5:22.513 (1:33.439)	6:57.290 (1:34.778)	8:33.833 (1:36.543)
	10:11.254 (1:37.421)	11:44.926 (1:33.673)	

Finals ... (Women 3000 Meter Steeplechase)

Name	Yr	School	Finals
5	Molly Weberg	FR Gustavus Ado	11:49.38
	50.027 (50.027)	2:23.128 (1:33.102)	3:56.809 (1:33.682)
	5:32.404 (1:35.595)	7:09.114 (1:36.711)	8:46.773 (1:37.660)
	10:23.925 (1:37.152)	11:49.375 (1:25.451)	
6	Erika Swanson	SO Bethel (Minn	11:50.46
	45.757 (45.757)	2:15.699 (1:29.943)	3:47.347 (1:31.649)
	5:20.517 (1:33.170)	6:56.110 (1:35.593)	8:35.405 (1:39.295)
	10:16.716 (1:41.312)	11:50.453 (1:33.738)	
7	Sophie McManus	FR Carleton	12:02.42
	47.385 (47.385)	2:17.806 (1:30.421)	3:51.513 (1:33.707)
	5:27.851 (1:36.339)	7:07.344 (1:39.493)	8:51.724 (1:44.381)
	10:29.496 (1:37.772)	12:02.415 (1:32.920)	
8	Julia Severson	FR Gustavus Ado	12:08.16
	49.910 (49.910)	2:23.563 (1:33.654)	3:56.905 (1:33.342)
	5:32.751 (1:35.847)	7:09.417 (1:36.666)	8:47.707 (1:38.290)
	10:29.469 (1:41.763)	12:08.158 (1:38.689)	
9	Emily Rugloski	JR Concordia-Mo	12:19.53
	48.835 (48.835)	2:22.871 (1:34.037)	3:58.586 (1:35.715)
	5:37.283 (1:38.697)	7:18.756 (1:41.474)	9:01.614 (1:42.858)
	10:43.626 (1:42.013)	12:19.526 (1:35.900)	
10	Elise Yeager	SO St. Benedict	12:25.82
	47.013 (47.013)	2:19.326 (1:32.314)	3:53.611 (1:34.286)
	5:33.153 (1:39.542)	7:14.036 (1:40.884)	8:57.950 (1:43.914)
	10:44.818 (1:46.869)	12:25.818 (1:41.000)	
11	Zoe Plechaty	JR St. Olaf	12:34.80
	48.786 (48.786)	2:23.444 (1:34.658)	3:59.225 (1:35.782)
	5:38.945 (1:39.720)	7:22.721 (1:43.776)	9:11.346 (1:48.626)
	10:55.825 (1:44.480)	12:34.791 (1:38.967)	
12	Chloe Kusser	SO St. Olaf	12:38.18
	49.017 (49.017)	2:25.975 (1:36.959)	4:06.501 (1:40.526)
	5:48.087 (1:41.586)	7:32.682 (1:44.595)	9:19.808 (1:47.127)
	11:07.177 (1:47.369)	12:38.177 (1:31.001)	
13	Sydney Hagen	FR Gustavus Ado	12:39.58
	50.485 (50.485)	2:26.442 (1:35.958)	4:05.653 (1:39.211)
	5:47.281 (1:41.628)	7:30.666 (1:43.386)	9:17.296 (1:46.630)
	11:02.864 (1:45.569)	12:39.574 (1:36.710)	
14	Bailey VanderWilde	SO St. Olaf	12:43.79
	49.019 (49.019)	2:22.627 (1:33.608)	3:58.434 (1:35.807)
	5:38.458 (1:40.025)	7:22.519 (1:44.061)	9:11.284 (1:48.765)
	11:03.146 (1:51.862)	12:43.783 (1:40.638)	
15	Julia Newman	SO St. Olaf	12:45.21
	48.755 (48.755)	2:25.087 (1:36.332)	4:03.779 (1:38.693)
	5:45.973 (1:42.194)	7:30.080 (1:44.107)	9:18.680 (1:48.601)
	11:05.268 (1:46.588)	12:45.207 (1:39.939)	
16	Amanda Tuvey	SO Saint Mary's	12:48.09
	49.093 (49.093)	2:24.017 (1:34.925)	3:59.588 (1:35.571)
	5:42.704 (1:43.117)	7:28.615 (1:45.911)	9:17.268 (1:48.653)
	11:04.314 (1:47.046)	12:48.083 (1:43.770)	
17	Marissa Cutlan	SO Bethel (Minn	12:56.63
	50.449 (50.449)	2:26.596 (1:36.148)	4:04.509 (1:37.913)
	5:46.815 (1:42.307)	7:33.860 (1:47.045)	9:26.200 (1:52.340)
	11:16.341 (1:50.142)	12:56.627 (1:40.287)	

MIAC Outdoor Track & Field Championships - 5/13/2022 to 5/14/2022

St. Marry's University

Results

18	Melissa Pfeiffer	SO	St. Scholast	12:58.99
	50.399 (50.399)	2:25.782 (1:35.383)	4:06.074 (1:40.293)	
	5:47.890 (1:41.816)	7:34.360 (1:46.471)	9:24.335 (1:49.975)	
	11:14.916 (1:50.582)	12:58.982 (1:44.066)		

Women 4x100 Meter Relay

Conference: 47.17 2013 St. Thomas

M Burnham, E Van Heel, C Rozeske, A Tipp

Facility: 47.88 F 2010 Augsburg

Team	Relay	Finals
------	-------	--------

Finals

1	Gustavus Adolphus	A	48.34
	1) Kate Carlson FR	2) Ally Rakow FR	
	3) Danielle Miller FR	4) Birgen Nelson FR	
2	St. Benedict	A	48.42
	1) Dacoda Speidel SR	2) Tiana Johnson SO	
	3) Hailey Johnson JR	4) Kate Gallagher SO	
3	Bethel (Minn.)	A	48.69
	1) Jireh Babalola SO	2) Britta Nordberg SO	
	3) Makenna Brown SO	4) Hannah Sankey SR	
4	Concordia-Moorhead	A	50.00
	1) Maddie Guler SO	2) Mary Wunderlich FR	
	3) Carlie Heinecke JR	4) Sierra Ramberg SO	
5	Hamline	A	50.23
	1) Essence Boe SO	2) Ellie Logelin FR	
	3) Briana Gilbert FR	4) Jailyn Robinson SO	
6	Carleton	A	50.43
	1) Nayeli Williams FR	2) Jocelyn Ferguson FR	
	3) Riley Roberts SO	4) Audrey Parrott FR	
7	St. Catherine (Minn.)	A	50.68
	1) Claire Nichols JR	2) Erin Doyle SO	
	3) Elle Geislinger FR	4) Gabby Bodin SO	
8	Saint Mary's (Minn.)	A	50.83
	1) Nathalie Freire SR	2) Abrianna Utgaard JR	
	3) Caroline Gearin SO	4) Sydney Klausler SR	
9	Macalester	A	51.12
	1) Sara Gregor JR	2) Adisa Preston FR	
	3) Penny Hunter SO	4) Mikayla Ennevor SR	
10	St. Olaf	A	51.47
	1) Zoe Matre FR	2) Rebekah Salfer JR	
	3) Erica Meyers SR	4) Clare Collins JR	

Women 4x400 Meter Relay

Conference: 3:51.39 5/15/2021 Bethel (Minn.)

H Sankey, K Sealock, B Nordberg, M Turek

Facility: 3:52.06 F 2010 St. Olaf

Team	Relay	Finals
------	-------	--------

Finals

1	Gustavus Adolphus	A	3:55.67
	1) Sydney Hagen FR	2) Elizabeth Donnelly SO	
	3) Makenna Huettner FR	4) Birgen Nelson FR	
	1:58.372 (1:58.372)	3:00.144 (1:01.772)	3:55.664 (55.520)
2	Bethel (Minn.)	A	3:56.43
	1) Hannah Sankey SR	2) Britta Nordberg SO	
	3) Makenna Brown SO	4) Mikayla Turek SO	
	1:58.561 (1:58.561)	2:59.032 (1:00.471)	3:56.422 (57.390)

Finals ... (Women 4x400 Meter Relay)

Team	Relay	Finals	
3	Hamline	A	4:01.79
	1) Lucy Hoelscher SO	2) Emme Nelson FR	
	3) Alexandra Maddux JR	4) Lindsey Bernardy FR	
	2:03.596 (2:03.596)	3:03.572 (59.976)	4:01.789 (58.218)
4	Saint Mary's (Minn.)	A	4:06.98
	1) Abrianna Utgaard JR	2) Sydney Klausler SR	
	3) Anna Swanson JR	4) Caroline Gearin SO	
	2:04.623 (2:04.623)	3:07.453 (1:02.831)	4:06.978 (59.525)
5	Concordia-Moorhead	A	4:07.13
	1) Maddie Guler SO	2) Isabel Fredrickson SR	
	3) Peyton Selle SO	4) Drew Frolek FR	
	2:02.983 (2:02.983)	3:05.019 (1:02.037)	4:07.121 (1:02.102)
6	St. Benedict	A	4:07.21
	1) Sidela Nyuga SO	2) Maggie Mahota SR	
	3) Mirjana Ganley SO	4) Laura Mitch SR	
	2:03.161 (2:03.161)	3:05.226 (1:02.066)	4:07.209 (1:01.984)
7	St. Olaf	A	4:08.16
	1) Karla Kroschel SO	2) Erica Meyers SR	
	3) Olivia Edstrom SO	4) Teresa Pettitt-Kenney JR	
	2:05.555 (2:05.555)	3:06.458 (1:00.903)	4:08.160 (1:01.703)
8	Carleton	A	4:09.09
	1) Jocelyn Ferguson FR	2) Lara Erickson FR	
	3) Amy Kropp JR	4) Sydney Marsh JR	
	2:04.356 (2:04.356)	3:06.909 (1:02.553)	4:09.085 (1:02.176)
9	St. Scholastica	A	4:09.69
	1) McKenzie Williams FR	2) Anna Kiminiski FR	
	3) Annika Voss JR	4) Ellie Sholing SO	
	2:07.192 (2:07.192)	3:09.436 (1:02.244)	4:09.686 (1:00.250)
10	Macalester	A	4:17.54
	1) Adisa Preston FR	2) Sara Gregor JR	
	3) Hannah Grosse SR	4) Maria Blaesing SO	
	2:09.540 (2:09.540)	3:13.590 (1:04.050)	4:17.532 (1:03.943)

Women 4x800 Meter Relay

Conference: 9:08.67 2008 St. Thomas

B Hupp, K Russ, E Sprangers, K Theisen

Facility: 9:14.90 F 2010 St. Thomas

Team	Relay	Finals
------	-------	--------

Finals

1	Hamline	A	9:17.62
	1) Lindsey Bernardy FR	2) Lucy Hoelscher SO	
	3) Emma Mader SR	4) Alexandra Maddux JR	
	2:20.063 (2:20.063)	4:39.230 (2:19.167)	7:03.489 (2:24.260)
	9:17.612 (2:14.123)		
2	St. Olaf	A	9:21.77
	1) Olivia Edstrom SO	2) Sophie Call SO	
	3) Sam Posey JR	4) Katie Gebert SO	
	2:19.565 (2:19.565)	4:39.971 (2:20.407)	7:00.249 (2:20.278)
	9:21.765 (2:21.516)		
3	Concordia-Moorhead	A	9:38.68
	1) Isabel Fredrickson SR	2) Eden Smith FR	
	3) Kelly Lorenz SO	4) Drew Frolek FR	
	2:27.191 (2:27.191)	4:49.559 (2:22.369)	7:17.135 (2:27.576)
	9:38.676 (2:21.541)		

MIAC Outdoor Track & Field Championships - 5/13/2022 to 5/14/2022

St. Marry's University

Results

4	Macalester	A	9:38.83
	1) Lena Stern SR	2) Adisa Preston FR	
	3) Ella Krumm FR	4) Maria Blasiesing SO	
	2:23.220 (2:23.220)	4:48.723 (2:25.503)	7:19.993 (2:31.270)
	9:38.825 (2:18.833)		
5	Bethel (Minn.)	A	9:42.81
	1) Malakai Holloway JR	2) Ruby Gernandt FR	
	3) Evie Hage FR	4) Grace Cole JR	
	2:24.417 (2:24.417)	4:49.170 (2:24.754)	7:14.633 (2:25.464)
	9:42.801 (2:28.168)		
6	St. Benedict	A	9:50.35
	1) Tracy Renier SR	2) Kalli Smith FR	
	3) Elise Yeager SO	4) Nora Doyle SR	
	2:26.401 (2:26.401)	4:50.151 (2:23.750)	7:18.993 (2:28.843)
	9:50.348 (2:31.356)		
7	Carleton	A	9:56.23
	1) Alice Cutter SO	2) Eve Farrell JR	
	3) Kate Ulrich FR	4) Libby Rowland FR	
	2:21.235 (2:21.235)	4:53.733 (2:32.499)	7:25.676 (2:31.944)
	9:56.230 (2:30.554)		
8	Gustavus Adolphus	A	10:19.83
	1) Kailyn Walukas FR	2) Julia Severson FR	
	3) Mackinzee Miest SO	4) Molly Weberg FR	
	2:30.066 (2:30.066)	5:02.560 (2:32.495)	7:39.240 (2:36.680)
	10:19.828 (2:40.589)		
9	St. Catherine (Minn.)	A	10:37.37
	1) Anya Swanson SR	2) Julia Clark SR	
	3) Emma Meyer SR	4) Lizzy Erlandson SR	
	2:33.925 (2:33.925)	5:10.741 (2:36.817)	7:54.339 (2:43.598)
	10:37.370 (2:43.032)		

Women High Jump

Conference: 1.73m 1987 Holly Broadmarkle
Facility: 1.65m F 2010 Leah Kay
Facility: 1.65m F 2015 Nicole Christianson

Name	Yr	School	Finals
Finals			
1	Justus Floren	FR St. Benedict	1.59m
2	Olivia Motley	FR Gustavus Ado	1.56m
3	AnnaGrace Nelson	FR Bethel (Minn)	1.56m
4	Peyton Selle	SO Concordia-Mo	1.53m
5	Gabby Bodin	SO St. Catherin	1.53m
6	Lindsay Bangs	FR Gustavus Ado	1.53m
7	Teresa Pettitt-Kenney	JR St. Olaf	1.53m
8	Ally Rakow	FR Gustavus Ado	1.48m
9	Eve Farrell	JR Carleton	1.48m
10	Elizabeth Selisker	SO St. Benedict	1.48m
10	Stephanie Pickthorn	SR St. Benedict	1.48m
12	Claire Nichols	JR St. Catherin	1.48m
13	Alli Joerger	FR Gustavus Ado	1.43m
13	Jensen Luehrs	FR Gustavus Ado	1.43m
15	Aoife Zamacona	SR Hamline	1.43m
---	Lily Johnson	FR St. Olaf	NH
---	Jenna Kalevik	FR Concordia-Mo	NH
---	Emma Ries	FR Hamline	NH

Women Pole Vault

Conference: 3.82m 5/12/2017 London Stelten
Facility: 3.72m F 2009 Rianna Gallart

Name	Yr	School	Finals
Finals			
1	Jessica Lillard	SO Bethel (Minn)	3.50m
2	Teresa Pettitt-Kenney	JR St. Olaf	3.50m
3	Nathalie Freire	SR Saint Mary's	3.20m
4	Sydney Marsh	JR Carleton	3.20m
5	Maddie Sowinski	SO Hamline	3.20m
6	Caitlin Salfer	JR St. Benedict	3.05m
7	Melanie Roberts	SO St. Olaf	3.05m
8	Julia Cordes	JR St. Olaf	3.05m
8	Molly Vaughan	FR St. Benedict	3.05m
8	Caroline Gearin	SO Saint Mary's	3.05m
11	Sadie Koelz	SR Bethel (Minn)	3.05m
12	Gabrielle Evans	JR Carleton	3.05m
13	Olivia Hoff	SR St. Benedict	2.80m
13	Emily Litton	SO Carleton	2.80m
15	Zoe Witham	SR St. Benedict	2.80m
15	Grace Pierson	SO Hamline	2.80m
---	Hannah Grosse	SR Macalester	NH
---	Sabrina Buffetta	FR St. Benedict	NH

Women Long Jump

Conference: 5.74m 2019 Steph Kretlow
Conference: 5.92m 2005 Kristal Grigsby (NWI)
Facility: 5.89m F 2013 Hannah Mueller

Name	Yr	School	Finals
Finals			
1	Nayeli Williams	FR Carleton	5.49m +0.0
2	Mikayla Ennevor	SR Macalester	5.43m 1.0
3	Jen Valley	SO Hamline	5.43m 2.4
4	Justus Floren	FR St. Benedict	5.38m 3.3
5	Sydney Marsh	JR Carleton	5.30m 1.8
6	Jordan Terry	SR Augsburg	5.10m 1.3
7	Ella Eliason	SO Bethel (Minn)	5.03m 3.3
8	Ainslee Parker	SO St. Olaf	4.98m 0.2
9	Sara Gregor	JR Macalester	4.90m +0.0
10	Claire Nichols	JR St. Catherin	4.78m 4.1
11	Stephanie Pickthorn	SR St. Benedict	4.73m 0.2
12	Julia Cordes	JR St. Olaf	4.60m 2.1
13	Sydney Klausler	SR Saint Mary's	4.57m 1.9
14	Briana Gilbert	FR Hamline	4.56m 1.7
15	Katie Petersen	FR Gustavus Ado	4.52m 2.5
16	Reilee Schepper	JR St. Catherin	4.49m 0.9
17	Lillian Maul	SO Saint Mary's	4.40m 2.2
18	Madi Kes	FR Gustavus Ado	4.28m -0.1
---	Grace Perrenoud	JR Bethel (Minn)	FOUL
---	Jailyn Robinson	SO Hamline	FOUL

MIAC Outdoor Track & Field Championships - 5/13/2022 to 5/14/2022

St. Marry's University

Results

Women Triple Jump

Conference: 12.15m 5/13/2017 Emma Peterson
 Conference: 11.98m 2007 Selina Dehn (NWI)
 Facility: 11.76m F 2013 Rachel Miller

Name	Yr	School	Finals
Finals			
1 Madi Kes	FR	Gustavus Ado	11.72m 2.3
2 Ainslee Parker	SO	St. Olaf	11.23m 5.1
3 Journey Amundson	JR	Macalester	11.17m 0.3
4 Reilee Schepper	JR	St. Catherin	10.99m 3.4
5 AnnaGrace Nelson	FR	Bethel (Minn)	10.88m 0.6
6 Grace Perrenoud	JR	Bethel (Minn)	10.86m 1.0
7 Caylee Greeder	FR	Gustavus Ado	10.71m 0.5
8 Stephanie Pickthorn	SR	St. Benedict	10.51m 0.4
9 Mary Wunderlich	FR	Concordia-Mo	10.39m 0.7
10 Briana Gilbert	FR	Hamline	10.34m 3.7
11 Nicole Lilleberg	JR	Concordia-Mo	10.03m 2.8
12 Danielle Anderson	SO	St. Benedict	9.93m 1.6
13 Kiernan Darling	FR	Concordia-Mo	9.40m 0.7
14 Toria Strampe	FR	St. Scholast	9.28m 5.0
15 Erica Gaebe	FR	Gustavus Ado	8.95m 0.4
16 Laura Fuller	FR	Concordia-Mo	8.79m 1.2
--- Kayla LaRue	SR	St. Olaf	FOUL

Women Shot Put

Conference: 14.58m 2013 Becky Culp
 Facility: 14.03m F 2012 Alissa Rausch

Name	Yr	School	Finals
Finals			
1 Annika Poe	FR	Gustavus Ado	14.31mF
2 Cayle Hovland	SR	Concordia-Mo	13.28m
3 Allyson Kangas	JR	Concordia-Mo	13.03m
4 Emma Roethler	FR	Bethel (Minn)	12.42m
5 Aleah Keske	SO	St. Olaf	12.25m
6 Jacey Schlosser	SR	Concordia-Mo	11.87m
7 Samantha Kubes	SO	Saint Mary's	11.77m
8 Haley Joos	SO	St. Benedict	11.73m
9 Lauren Isaacson	SR	St. Catherin	11.72m
10 Dana Bach	SO	Gustavus Ado	11.11m
11 Emily White	SR	Concordia-Mo	10.99m
12 Abby Schulte	FR	Gustavus Ado	10.87m
13 Morgan Wallendal	FR	Saint Mary's	10.68m
14 Emma Johnson	FR	St. Olaf	10.49m
15 Ellie Biggins	SO	Hamline	10.41m
16 Payton Packer	SO	Hamline	10.26m
17 Alea Al-Juhari	JR	St. Olaf	9.92m
18 Alexis Torres	FR	St. Benedict	9.84m
19 Kendall Bechtold	JR	St. Benedict	9.69m

Women Discus Throw

Conference: 54.18m 1992 Kris Kuehl
 Facility: 49.37m F 2010 Mary Theisan

Name	Yr	School	Finals
1 Annika Poe	FR	Gustavus Ado	41.44m

Finals ... (Women Discus Throw)

Name	Yr	School	Finals
2 Cayle Hovland	SR	Concordia-Mo	41.02m
3 Lauren Isaacson	SR	St. Catherin	39.89m
4 Jacey Schlosser	SR	Concordia-Mo	37.50m
5 Maggie Beckmann	JR	St. Benedict	37.42m
6 Madison Reed	FR	Hamline	37.41m
7 Sam Hedtke	SO	St. Olaf	36.59m
8 Allyson Kangas	JR	Concordia-Mo	36.10m
9 Aleah Keske	SO	St. Olaf	35.84m
10 Annalee Olson-Sola	SO	Gustavus Ado	35.21m
11 Emily White	SR	Concordia-Mo	34.47m
12 Payton Packer	SO	Hamline	34.23m
13 Jenneel Rodney	JR	Hamline	34.21m
14 Claire Dummer	FR	Concordia-Mo	32.58m
15 Haley Joos	SO	St. Benedict	32.32m
16 Morgan Wallendal	FR	Saint Mary's	32.25m
17 Lexi Ellinghuysen	SO	Bethel (Minn)	31.06m
18 Peyton Irsfeld	SO	St. Olaf	30.84m
19 Molly Lukenbill	SO	Bethel (Minn)	29.44m
20 Anna Becker	JR	St. Scholast	28.84m

Women Hammer Throw

Conference: 53.24m 5/15/2021 Jenneel Rodney
 Facility: 55.15m F 2010 Michelle Potter

Name	Yr	School	Finals
Finals			
1 Lily Beneke	FR	St. Scholast	52.95m
2 Jenneel Rodney	JR	Hamline	50.46m
3 Allyson Kangas	JR	Concordia-Mo	46.42m
4 Anna Becker	JR	St. Scholast	45.23m
5 Madison Reed	FR	Hamline	44.31m
6 Cayle Hovland	SR	Concordia-Mo	44.01m
7 Maggie Beckmann	JR	St. Benedict	43.86m
8 Lexi Ellinghuysen	SO	Bethel (Minn)	41.52m
9 Neenah Bosman	SO	Carleton	41.38m
10 Haley Joos	SO	St. Benedict	40.75m
11 Jacey Schlosser	SR	Concordia-Mo	40.51m
12 Samantha Kubes	SO	Saint Mary's	40.16m
13 Emily White	SR	Concordia-Mo	39.83m
14 Madison Fiecke	SR	Hamline	39.65m
15 Molly Lukenbill	SO	Bethel (Minn)	39.63m
16 Dana Bach	SO	Gustavus Ado	38.24m
17 Nicole Nelson	FR	Gustavus Ado	36.53m
18 Emma Johnson	FR	St. Olaf	35.94m
19 Peyton Irsfeld	SO	St. Olaf	35.01m
20 Sarah Tarvestad	SR	St. Olaf	33.34m

Women Javelin Throw

Conference: 48.29m 2008 Lisa Brown
 Facility: 44.38m F 2010 Kyley Crotty

Name	Yr	School	Finals
Finals			
1 Anna Swanson	JR	Saint Mary's	41.10m
2 Bryana Leverentz	JR	St. Catherin	39.73m
3 Stephanie Pickthorn	SR	St. Benedict	37.36m

MIAC Outdoor Track & Field Championships - 5/13/2022 to 5/14/2022

St. Marry's University

Results

4	Rachel Erickson	SO	Gustavus Ado	37.06m
5	Kelsie Sealock	SO	Bethel (Minn	37.00m
6	McKenna Hulslander	SO	Hamline	35.99m
7	Aubrie Werk	SO	Concordia-Mo	34.87m
8	Abbie Swenson	FR	Bethel (Minn	34.17m
9	Jensen Luehrs	FR	Gustavus Ado	34.10m
10	Sarah Beth Hobby	SO	Macalester	32.91m
11	Regan Anderson	FR	Concordia-Mo	32.77m
12	Rebekah Salfer	JR	St. Olaf	30.77m
13	Nathalie Freire	SR	Saint Mary's	29.45m
14	Annalee Olson-Sola	SO	Gustavus Ado	28.73m
15	Jacey Schlosser	SR	Concordia-Mo	28.56m
16	Peyton Selle	SO	Concordia-Mo	28.34m
17	Chelsea Hoernemann	FR	Gustavus Ado	21.36m
---	Justus Floren	FR	St. Benedict	FOUL

Women Other

Name	Yr	School	Finals
Finals			
1	Peyton Selle	SO Concordia-Mo	10.00m
2	Rebekah Salfer	JR St. Olaf	8.00m
3	Grace Blanchette	SO Carleton	6.00m
4	Sydney Marsh	JR Carleton	5.00m
5	Justus Floren	FR St. Benedict	4.00m
6	Stephanie Pickthorn	SR St. Benedict	3.00m
7	AnnaGrace Nelson	FR Bethel (Minn	2.00m
8	Sarah Beth Hobby	SO Macalester	1.00m

Men 100 Meter Dash

Conference:	10.53	5/15/2021	Ryan Miller
Conference:	10.39	2019	Ryan Miller
Facility:	10.64 F	2013	Alex Koenen
Name	Yr	School	Prelims
Preliminaries			
1	Samuel Eben Ebai	SO St. Scholast	F 10.61Q0.8
2	Kevin Arthur	SO St. John's (F 10.64Q1.9
3	Ryan Miller	JR St. John's (10.81Q+0.0
4	Varney Conneh	JR Augsburg	10.91q 0.8
5	Tommy Kern	FR Concordia-Mo	10.96q +0.0
6	Jack Young	JR St. John's (11.01q 1.9
7	Nolan Morical	FR Concordia-Mo	11.02q 1.9
8	Sean Diedrich	FR St. Scholast	11.03q 1.9
9	Godsword Simon	FR Bethel (Minn	11.03q 1.9
10	Demetri Lord	SO St. Olaf	11.03 +0.0
11	Oscar Christoph	SR Carleton	11.21 0.8
12	Matthew Skelly	FR Gustavus Ado	11.27 1.9
13	Taron Busby	SR Augsburg	11.29 0.8
14	Colin Conteh	SO Concordia-Mo	11.29 0.8
15	Albert Smith	JR Bethel (Minn	11.37 +0.0
16	Dan Cooper	SO Saint Mary's	11.39 0.8
17	Pierre Deutschlander	SO St. John's (11.42 1.9
18	Danny Bies	FR Gustavus Ado	11.44 0.8
19	Seth Cattoor	JR St. John's (11.46 +0.0
20	Emanuel Popoca	FR St. John's (11.46 0.8
21	Coleton Strupp	JR Saint Mary's	11.48 +0.0

Preliminaries ... (Men 100 Meter Dash)

Name	Yr	School	Prelims
22	Brandon Kallstrom	FR Bethel (Minn	11.60 +0.0
23	Josh Sletta	SO St. John's (11.61 1.9
24	Reece Thomas	FR Hamline	11.63 1.9
25	Tae'Vion Wilkins	FR Hamline	11.63 +0.0
26	Levi Korum	FR Bethel (Minn	11.73 0.8
27	Matt Gish	JR St. John's (11.88 +0.0

Men 100 Meter Dash

Conference:	10.53	5/15/2021	Ryan Miller
Conference:	10.39	2019	Ryan Miller
Facility:	10.64 F	2013	Alex Koenen
Name	Yr	School	Finals
Finals			
1	Kevin Arthur	SO St. John's (10.51F -0.5
2	Samuel Eben Ebai	SO St. Scholast	10.68 -0.5
3	Ryan Miller	JR St. John's (10.70 -0.5
4	Jack Young	JR St. John's (10.99 -0.5
5	Varney Conneh	JR Augsburg	11.00 -0.5
6	Tommy Kern	FR Concordia-Mo	11.05 -0.5
7	Godsword Simon	FR Bethel (Minn	11.17 -0.5
8	Sean Diedrich	FR St. Scholast	11.18 -0.5
9	Nolan Morical	FR Concordia-Mo	11.32 -0.5

Men 200 Meter Dash

Conference:	21.44	5/15/2021	Eric Douville
Conference:	21.28	2002	Jerry Washington
Facility:	21.44 F	2015	David Paynotta
Name	Yr	School	Prelims
Preliminaries			
1	Kevin Arthur	SO St. John's (21.59Q2.3
2	Cal Wright	SR Concordia-Mo	21.76Q1.8
3	Arlo Heitler	FR Macalester	21.97Q1.1
4	Tommy Kern	FR Concordia-Mo	21.94q 1.8
5	Wyatt Quiring	SO Gustavus Ado	22.18q 1.1
6	Nolan Morical	FR Concordia-Mo	22.44q 1.1
7	Varney Conneh	JR Augsburg	22.49q 1.1
8	Jack Young	JR St. John's (22.52q 2.3
9	Henry Fisher	SO St. Olaf	22.52q 2.3
10	Seth Cattoor	JR St. John's (22.54 1.8
11	Oscar Christoph	SR Carleton	22.57 2.3
12	Chris Bulwa	FR Saint Mary's	22.75 2.3
13	Colin Schuller	SR Concordia-Mo	22.76 2.3
14	Devin McNearney	FR St. Olaf	22.80 2.3
15	Dawson Schaffer	SO Concordia-Mo	22.95 1.8
16	Dominic Flentje	SO Gustavus Ado	23.32 1.8
17	David Couper	FR Hamline	23.36 1.1
18	Samuel Eben Ebai	SO St. Scholast	23.37 1.8
19	Matthew Skelly	FR Gustavus Ado	23.38 2.3
20	Nick Hermes	FR Concordia-Mo	23.41 1.1
21	Pierre Deutschlander	SO St. John's (23.48 2.3
22	Taron Busby	SR Augsburg	23.49 1.1
23	Danny Nichols	JR St. Olaf	23.55 1.1
24	Emanuel Popoca	FR St. John's (23.60 1.1

MIAC Outdoor Track & Field Championships - 5/13/2022 to 5/14/2022

St. Marry's University

Results

25	Fritz Landherr	JR	Augsburg	23.65	1.8
26	Michael Broad	FR	Gustavus Ado	24.20	1.8

Men 200 Meter Dash

Conference:	21.44	5/15/2021	Eric Douville
Conference:	21.28	2002	Jerry Washington
Facility:	21.44 F 2015		David Paynotta

Name	Yr	School	Finals
------	----	--------	--------

Finals

1	Kevin Arthur	SO	St. John's (21.51	-1.3
2	Cal Wright	SR	Concordia-Mo	21.62	-1.3
3	Arlo Heitler	FR	Macalester	21.89	-1.3
4	Jack Young	JR	St. John's (22.05	-1.3
5	Wyatt Quiring	SO	Gustavus Ado	22.49	-1.3
6	Nolan Morical	FR	Concordia-Mo	22.59	-1.3
7	Varney Conneh	JR	Augsburg	22.74	-1.3
8	Henry Fisher	SO	St. Olaf	23.06	-1.3
9	Tommy Kern	FR	Concordia-Mo	24.25	-1.3

Men 400 Meter Dash

Conference:	47.15	2004	Carson Glad
Facility:	47.67 F 2010		Patrick Jager

Name	Yr	School	Prelims
------	----	--------	---------

Preliminaries

1	Arlo Heitler	FR	Macalester	48.91Q
2	Cal Wright	SR	Concordia-Mo	49.03Q
3	Jacob Parent	FR	Bethel (Minn	49.23Q
4	Hayden Gagnon	SR	Concordia-Mo	49.44q
5	Wyatt Quiring	SO	Gustavus Ado	49.61q
6	Omavi Collison	JR	St. John's (49.86q
7	Seth Zeitchick	FR	Gustavus Ado	49.98q
8	Dylan Gast	SO	Gustavus Ado	50.16q
9	Trevor Tionson	FR	Concordia-Mo	50.41q
10	Abe Schegel	JR	Bethel (Minn	50.42
11	Ryan Conzemius	FR	St. John's (50.87
12	Nathan Smith	FR	Bethel (Minn	50.94
13	Oliver Adamson	FR	Saint Mary's	51.14
14	Riaz Kelly	FR	Carleton	51.43
15	Agro Gushwa	FR	Gustavus Ado	51.45
16	Jorge Hernandez	FR	St. John's (51.69
17	Danny Nichols	JR	St. Olaf	51.94
18	John Schwinghamer	JR	St. Scholast	52.00
19	Peter Oviguan	FR	Gustavus Ado	52.13
20	Simon Zahrbock	SR	Concordia-Mo	52.14
21	Fritz Landherr	JR	Augsburg	52.39
22	Jay Erickson	FR	Gustavus Ado	52.72
23	Yahya Bashir	FR	Gustavus Ado	53.58
24	Michael Broad	FR	Gustavus Ado	54.09
25	Sharrod Longs Jr.	FR	Augsburg	55.92
---	Bridger Rives	SR	Carleton	DQ

Men 400 Meter Dash

Conference:	47.15	2004	Carson Glad
Facility:	47.67 F 2010		Patrick Jager

Name	Yr	School	Finals
------	----	--------	--------

Finals

1	Cal Wright	SR	Concordia-Mo	47.68
2	Arlo Heitler	FR	Macalester	48.16
3	Jacob Parent	FR	Bethel (Minn	48.48
4	Omavi Collison	JR	St. John's (49.00
5	Wyatt Quiring	SO	Gustavus Ado	49.43
6	Seth Zeitchick	FR	Gustavus Ado	50.04
7	Trevor Tionson	FR	Concordia-Mo	51.33
8	Hayden Gagnon	SR	Concordia-Mo	51.88

Men 800 Meter Run

Conference:	1:49.88	5/13/2017	Donson Cook-Gallardo
Facility:	1:52.07 F 2010		Max Hanson

Name	Yr	School	Prelims
------	----	--------	---------

Preliminaries

1	Tommy Allen	FR	St. John's (1:57.04Q
	58.542 (58.542)		1:57.040 (58.498)	
2	Ethan Ash	SO	Carleton	1:57.17Q
	58.366 (58.366)		1:57.169 (58.804)	
3	Josh Meier	FR	Carleton	1:57.72Q
	59.269 (59.269)		1:57.714 (58.445)	
4	Alistair Pattison	SO	Carleton	1:57.14Q
	58.951 (58.951)		1:57.135 (58.184)	
5	Tyler Smith	FR	Gustavus Ado	1:57.32Q
	58.415 (58.415)		1:57.316 (58.901)	
6	Alexei Hensel	SO	St. John's (1:57.77Q
	59.474 (59.474)		1:57.766 (58.293)	
7	Jakob Baatrup-Sabo	FR	St. Olaf	1:57.18q
	58.687 (58.687)		1:57.178 (58.491)	
8	Derek Douglas	FR	St. Scholast	1:57.66q
	58.932 (58.932)		1:57.655 (58.723)	
9	Solomon Johnson	JR	Concordia-Mo	1:57.68q
	58.764 (58.764)		1:57.679 (58.916)	
10	Carson Roehl	FR	Gustavus Ado	1:58.22
	58.990 (58.990)		1:58.217 (59.227)	
11	Getinat Asfaw	SO	Augsburg	1:58.65
	59.435 (59.435)		1:58.646 (59.212)	
12	Blake Fuller	FR	Gustavus Ado	1:58.91
	59.012 (59.012)		1:58.905 (59.894)	
13	Ben Perry	SR	Carleton	1:59.17
	59.174 (59.174)		1:59.161 (59.988)	
14	Joe Lynch	FR	St. Scholast	1:59.47
	59.277 (59.277)		1:59.465 (1:00.188)	
15	Isaiah Brindamour	SO	Saint Mary's	1:59.86
	58.627 (58.627)		1:59.857 (1:01.231)	
16	Jackson Marsh	FR	St. Olaf	1:59.97
	59.592 (59.592)		1:59.970 (1:00.378)	
17	Samuel Rengo	SO	St. John's (2:00.06
	59.638 (59.638)		2:00.054 (1:00.417)	

MIAC Outdoor Track & Field Championships - 5/13/2022 to 5/14/2022

St. Marry's University

Results

18	Aidan Thomas	FR	St. John's (2:00.52
	59.187 (59.187)	2:00.520	(1:01.334)	
19	Korrigan Diercks	SO	Gustavus Ado	2:01.13
	59.826 (59.826)	2:01.129	(1:01.304)	
20	Gabe Kuecker	FR	Bethel (Minn	2:01.17
	58.610 (58.610)	2:01.167	(1:02.557)	
21	Jake Wielgos	FR	Gustavus Ado	2:01.50
	1:00.696 (1:00.696)	2:01.498	(1:00.803)	
22	Grant Graber	FR	Bethel (Minn	2:02.41
	59.714 (59.714)	2:02.408	(1:02.695)	
23	Olaf Coffey	FR	St. Olaf	2:03.11
	59.812 (59.812)	2:03.108	(1:03.296)	
24	Clark Nelson	FR	Bethel (Minn	2:05.89
	59.943 (59.943)	2:05.885	(1:05.943)	
25	Noah Johnson	SO	Gustavus Ado	2:06.34
	59.605 (59.605)	2:06.331	(1:06.727)	
26	Sakariya Hussien	JR	Augsburg	2:06.50
	58.912 (58.912)	2:06.493	(1:07.582)	
27	Penn Sagedahl	SO	St. Olaf	2:11.17
	59.935 (59.935)	2:11.168	(1:11.234)	

Men 800 Meter Run

Conference: 1:49.88 5/13/2017 Donson Cook-Gallardo

Facility: 1:52.07 F 2010 Max Hanson

Name	Yr	School	Finals
Finals			
1	Tommy Allen	FR	St. John's (
	57.437 (57.437)	1:54.934	(57.498)
2	Alexei Hensel	SO	St. John's (
	58.552 (58.552)	1:56.054	(57.502)
3	Solomon Johnson	JR	Concordia-Mo
	57.761 (57.761)	1:56.259	(58.498)
4	Tyler Smith	FR	Gustavus Ado
	58.762 (58.762)	1:56.910	(58.148)
5	Jakob Baatrup-Sabo	FR	St. Olaf
	58.931 (58.931)	1:57.079	(58.148)
6	Derek Douglas	FR	St. Scholast
	58.344 (58.344)	1:57.379	(59.036)
7	Josh Meier	FR	Carleton
	59.247 (59.247)	1:58.427	(59.181)
8	Ethan Ash	SO	Carleton
	59.506 (59.506)	1:59.161	(59.655)
9	Alistair Pattison	SO	Carleton
	59.648 (59.648)	2:02.510	(1:02.862)

Men 1500 Meter Run

Conference: 3:49.39 5/13/2017 Joe Coffey

Facility: 3:52.87 F 2009 Dallas Vincent

Name	Yr	School	Prelims
Preliminaries			
1	Munir Isahak	SR	Concordia-Mo
	51.317 (51.317)	1:59.767	(1:08.450)
	4:04.126 (1:03.098)	3:01.028	(1:01.262)

Preliminaries ... (Men 1500 Meter Run)

Name	Yr	School	Prelims
2	Calvin Boone	FR	St. Scholast
	50.212 (50.212)	1:57.089	(1:06.878)
	4:06.155 (1:02.529)	3:03.626	(1:06.537)
3	Lars DeWall	FR	St. Scholast
	51.627 (51.627)	1:59.561	(1:07.934)
	4:05.127 (1:02.536)	3:02.592	(1:03.032)
4	Noah Massanari	SO	St. Olaf
	50.518 (50.518)	1:57.162	(1:06.644)
	4:06.267 (1:02.583)	3:03.685	(1:06.524)
5	Sakariya Hussien	JR	Augsburg
	51.391 (51.391)	1:59.881	(1:08.490)
	4:05.503 (1:01.629)	3:03.875	(1:03.995)
6	Ian Curtis	SO	St. Olaf
	50.359 (50.359)	1:57.227	(1:06.868)
	4:06.343 (1:02.481)	3:03.863	(1:06.636)
7	Tucker Wallin	FR	Gustavus Ado
	51.798 (51.798)	1:59.992	(1:08.194)
	4:05.514 (1:02.197)	3:03.317	(1:03.326)
8	Jack Degonda	SO	Gustavus Ado
	50.014 (50.014)	1:56.846	(1:06.833)
	4:06.523 (1:02.699)	3:03.825	(1:06.979)
9	Elijah Jones	JR	Carleton
	51.642 (51.642)	1:59.721	(1:08.079)
	4:05.525 (1:02.563)	3:02.963	(1:03.243)
10	Zak Sather	JR	Carleton
	50.650 (50.650)	1:57.443	(1:06.794)
	4:06.657 (1:02.903)	3:03.754	(1:06.312)
11	Getinat Asfaw	SO	Augsburg
	52.016 (52.016)	2:00.423	(1:08.407)
	4:05.578 (1:01.765)	3:03.814	(1:03.391)
12	Olaf Coffey	FR	St. Olaf
	51.174 (51.174)	1:57.765	(1:06.591)
	4:06.987 (1:02.570)	3:04.417	(1:06.653)
13	Nathan Neu	FR	St. Scholast
	51.460 (51.460)	1:58.052	(1:06.593)
	4:07.313 (1:02.330)	3:04.983	(1:06.932)
14	Reuben Kosche	JR	St. Olaf
	51.229 (51.229)	1:59.467	(1:08.238)
	4:08.972 (1:04.887)	3:04.085	(1:04.619)
15	Mitchell Grand	SO	St. John's (
	52.252 (52.252)	2:00.082	(1:07.830)
	4:09.976 (1:05.574)	3:04.403	(1:04.321)
16	Brock Lawhead	SO	St. Olaf
	51.888 (51.888)	2:00.131	(1:08.244)
	4:10.385 (1:04.991)	3:05.394	(1:05.264)
17	Alex Fendig	SO	Macalester
	51.421 (51.421)	1:58.860	(1:07.440)
	4:11.749 (1:08.508)	3:03.242	(1:04.382)
18	Avery Watts	JR	Carleton
	50.927 (50.927)	1:57.776	(1:06.849)
	4:16.023 (1:08.852)	3:07.172	(1:09.396)
19	Nick Ihrke	FR	Macalester
	49.681 (49.681)	1:57.693	(1:08.013)
	4:16.707 (1:07.973)	3:08.735	(1:11.043)

MIAC Outdoor Track & Field Championships - 5/13/2022 to 5/14/2022

St. Marry's University

Results

20	Henry Hinchcliffe	FR	Gustavus Ado	4:17.76
	52.004 (52.004)	2:00.437 (1:08.434)	3:08.156 (1:07.720)	
	4:17.755 (1:09.599)			
21	Daniel Kloepfner	SO	St. John's (4:19.86
	52.366 (52.366)	2:01.498 (1:09.133)	3:09.896 (1:08.398)	
	4:19.853 (1:09.958)			
22	Joe Madell	FR	Macalester	4:21.06
	51.897 (51.897)	2:01.487 (1:09.590)	3:12.672 (1:11.186)	
	4:21.057 (1:08.385)			
23	Max Jacobson	FR	Augsburg	4:21.28
	52.281 (52.281)	2:01.931 (1:09.651)	3:13.944 (1:12.013)	
	4:21.276 (1:07.333)			
24	Penn Sagedahl	SO	St. Olaf	4:22.11
	51.364 (51.364)	1:58.173 (1:06.809)	3:08.519 (1:10.346)	
	4:22.107 (1:13.589)			
25	Bereket Wondimu	SO	Augsburg	4:22.15
	52.024 (52.024)	2:01.940 (1:09.916)	3:13.611 (1:11.672)	
	4:22.141 (1:08.530)			
26	Justus Fast	JR	St. John's (4:26.32
	52.218 (52.218)	2:01.822 (1:09.605)	3:15.343 (1:13.522)	
	4:26.317 (1:10.975)			
27	Luke Peterson	FR	Bethel (Minn	4:26.83
	52.120 (52.120)	2:01.900 (1:09.780)	3:14.627 (1:12.728)	
	4:26.827 (1:12.200)			

Men 1500 Meter Run

Conference: 3:49.39 5/13/2017 Joe Coffey
 Facility: 3:52.87 F 2009 Dallas Vincent

Name	Yr	School	Finals
Finals			
1	Munir Isahak	SR Concordia-Mo	3:51.29F
	47.368 (47.368)	1:51.415 (1:04.047)	2:53.662 (1:02.248)
	3:51.287 (57.626)		
2	Calvin Boone	FR St. Scholast	3:52.93
	47.121 (47.121)	1:51.223 (1:04.102)	2:54.178 (1:02.955)
	3:52.925 (58.747)		
3	Ian Curtis	SO St. Olaf	3:53.68
	47.581 (47.581)	1:51.386 (1:03.806)	2:54.393 (1:03.008)
	3:53.678 (59.285)		
4	Noah Massanari	SO St. Olaf	3:56.63
	47.468 (47.468)	1:51.513 (1:04.045)	2:54.726 (1:03.213)
	3:56.622 (1:01.897)		
5	Tucker Wallin	FR Gustavus Ado	3:59.93
	47.996 (47.996)	1:52.337 (1:04.342)	2:57.743 (1:05.407)
	3:59.926 (1:02.183)		
6	Lars DeWall	FR St. Scholast	4:00.26
	47.676 (47.676)	1:51.818 (1:04.143)	2:55.418 (1:03.600)
	4:00.255 (1:04.838)		
7	Jack Degonda	SO Gustavus Ado	4:01.57
	48.486 (48.486)	1:52.570 (1:04.084)	2:57.310 (1:04.740)
	4:01.562 (1:04.253)		
8	Sakariya Hussien	JR Augsburg	4:03.68
	48.216 (48.216)	1:52.299 (1:04.083)	2:56.315 (1:04.016)
	4:03.675 (1:07.361)		

MIAC Outdoor Track & Field Championships - 5/13/2022 to 5/14/2022

St. Marry's University

Results

Finals ... (Men 1500 Meter Run)

Name	Yr	School	Finals
9 Olaf Coffey	FR	St. Olaf	4:03.94
48.540 (48.540)	1:52.829 (1:04.289)	2:58.659 (1:05.830)	
4:03.933 (1:05.274)			
10 Getinat Asfaw	SO	Augsburg	4:07.71
48.787 (48.787)	1:53.433 (1:04.646)	2:59.769 (1:06.337)	
4:07.704 (1:07.935)			
11 Elijah Jones	JR	Carleton	4:07.96
48.817 (48.817)	1:53.177 (1:04.360)	2:59.910 (1:06.734)	
4:07.957 (1:08.047)			
12 Zak Sather	JR	Carleton	4:15.65
47.919 (47.919)	1:52.159 (1:04.240)	3:00.859 (1:08.701)	
4:15.647 (1:14.788)			

Men 5000 Meter Run

Conference: 14:22.67 2019 Lucas Mueller
 Facility: 14:42.62 F 2010 Doboio Ruon

Name	Yr	School	Finals
Finals			
1 Munir Isahak	SR	Concordia-Mo	14:55.95
2 Lloyd Young	SO	St. John's (14:59.53
3 Ian Curtis	SO	St. Olaf	15:02.73
4 Will Kelly	SO	St. Olaf	15:08.83
5 Julian Munoz	SO	St. Olaf	15:12.94
6 Ike Mendel	JR	Bethel (Minn	15:13.72
7 Stephen Lavey	SR	Carleton	15:25.34
8 Ben Crotteau	FR	Macalester	15:27.57
9 Adam Nakasaka	SR	Carleton	15:35.93
10 Andrew Skemp	FR	St. Olaf	15:45.35
11 Logan Bocovich	SO	St. Olaf	15:53.75
12 David Lynn	SO	St. Olaf	15:54.36
13 Reuben Kosche	JR	St. Olaf	15:59.73
14 Dillon Diekmann	JR	St. John's (16:01.89
15 Kenyon Nystrom	SR	Carleton	16:06.20
16 Aidan St George	SO	Bethel (Minn	16:09.16
17 Bryce Knutson	SO	Gustavus Ado	16:09.57
18 Logan McCullough	FR	Gustavus Ado	16:11.03
19 Noah Massanari	SO	St. Olaf	16:12.04
20 Mateo Useche	SO	Macalester	16:16.87
21 Nick Ihrke	FR	Macalester	16:19.15
22 Matt Payne	SO	Gustavus Ado	16:23.47
23 Alex Fendig	SO	Macalester	16:26.28
24 Lucas Schnirring	SO	Gustavus Ado	16:29.94
25 Cody Rieder	SO	Augsburg	16:31.06
26 Leo Smith	JR	Concordia-Mo	16:36.76
27 Michael Kurtz	FR	Hamline	16:36.93
28 Dylan Bartness	FR	St. John's (16:44.23
29 William Saari	FR	Hamline	16:44.76
30 Reece McKee	FR	Macalester	16:57.89

Men 10000 Meter Run

Conference: 29:46.75 5/14/2021 Lucas Mueller
 Facility: 31:34.62 F 2015 Chris Lawson

Name	Yr	School	Finals
Finals			
1 Stephen Lavey	SR	Carleton	30:58.53F
1:15.725 (1:15.725)	2:35.444 (1:19.719)	3:52.554 (1:17.110)	
5:08.465 (1:15.911)	6:22.786 (1:14.321)	7:38.817 (1:16.031)	
8:55.178 (1:16.361)	10:10.003 (1:14.825)	11:26.072 (1:16.069)	
12:41.682 (1:15.610)	13:56.775 (1:15.093)	15:11.208 (1:14.433)	
16:25.112 (1:13.904)	17:38.756 (1:13.644)	18:52.791 (1:14.035)	
20:06.679 (1:13.888)	21:20.593 (1:13.914)	22:35.379 (1:14.786)	
23:49.905 (1:14.526)	25:03.603 (1:13.698)		
27:27.519 (1:11.080)	28:39.012 (1:11.493)	29:50.332 (1:11.320)	
30:58.528 (1:08.196)			
2 Logan Bocovich	SO	St. Olaf	31:02.33F
1:16.232 (1:16.232)	2:35.528 (1:19.296)	3:52.486 (1:16.958)	
5:08.333 (1:15.847)	6:22.734 (1:14.401)	7:38.685 (1:15.951)	
8:54.843 (1:16.158)	10:09.899 (1:15.056)	11:25.992 (1:16.093)	
12:41.590 (1:15.598)	13:56.655 (1:15.065)	15:11.152 (1:14.497)	
17:38.472 (2:27.320)	18:52.671 (1:14.199)	20:06.479 (1:13.808)	
20:06.539 (0:060)	21:20.557 (1:14.018)	22:35.263 (1:14.706)	
23:49.769 (1:14.506)	25:03.396 (1:13.627)		
27:29.264 (1:12.937)	28:42.653 (1:13.389)	29:54.174 (1:11.521)	
31:02.324 (1:08.150)			
3 Andrew Skemp	FR	St. Olaf	31:17.29F
1:16.452 (1:16.452)	2:35.628 (1:19.176)	3:53.102 (1:17.474)	
5:09.113 (1:16.011)	6:23.262 (1:14.149)	7:39.209 (1:15.947)	
8:54.859 (1:15.650)	10:10.271 (1:15.412)	11:26.336 (1:16.065)	
12:41.922 (1:15.586)	13:57.124 (1:15.202)	15:11.224 (1:14.100)	
16:24.948 (1:13.724)	17:38.592 (1:13.644)	18:52.923 (1:14.331)	
20:06.964 (1:14.041)	21:20.769 (1:13.805)	22:36.204 (1:15.435)	
23:51.414 (1:15.210)	25:07.505 (1:16.091)		
27:41.127 (1:17.065)	28:56.849 (1:15.722)	30:08.835 (1:11.986)	
31:17.289 (1:08.454)			
4 Ike Mendel	JR	Bethel (Minn	31:27.28F
1:15.663 (1:15.663)	2:35.472 (1:19.809)	3:52.726 (1:17.254)	
5:08.593 (1:15.867)	6:23.074 (1:14.481)	7:39.001 (1:15.927)	
8:55.222 (1:16.221)	10:10.997 (1:15.775)	11:26.938 (1:15.941)	
12:42.178 (1:15.240)	13:57.419 (1:15.241)	15:11.752 (1:14.333)	
16:25.953 (1:14.201)	17:39.852 (1:13.899)	18:54.270 (1:14.418)	
20:10.142 (1:15.872)	21:25.562 (1:15.420)	22:42.004 (1:16.442)	
23:58.319 (1:16.315)	25:14.985 (1:16.666)		
27:48.181 (1:16.731)	29:05.940 (1:17.759)	30:20.349 (1:14.409)	
31:27.277 (1:06.928)			

MIAC Outdoor Track & Field Championships - 5/13/2022 to 5/14/2022

St. Marry's University

Results

5	Henry Bowman	JR Carleton	31:33.07F
	1:15.905 (1:15.905)	2:35.652 (1:19.747)	3:52.950 (1:17.298)
	5:08.869 (1:15.919)	6:23.010 (1:14.141)	7:38.801 (1:15.791)
	8:54.675 (1:15.874)	10:10.147 (1:15.472)	11:26.236 (1:16.089)
	12:41.870 (1:15.634)	13:56.935 (1:15.065)	15:11.540 (1:14.605)
	16:25.344 (1:13.804)	17:39.321 (1:13.977)	18:54.822 (1:15.501)
	20:10.335 (1:15.513)	21:26.329 (1:15.994)	22:41.716 (1:15.387)
	23:57.981 (1:16.265)	25:14.725 (1:16.744)	
	27:48.405 (1:16.613)	29:05.293 (1:16.888)	30:22.159 (1:16.866)
	31:33.061 (1:10.902)		

Finals ... (Men 10000 Meter Run)

	Name	Yr School	Finals
6	Adam Nakasaka	SR Carleton	31:37.21
	1:16.747 (1:16.747)	2:36.016 (1:19.269)	3:53.387 (1:17.371)
	5:09.482 (1:16.095)	6:23.845 (1:14.363)	7:39.760 (1:15.915)
	8:55.533 (1:15.773)	10:10.817 (1:15.284)	11:26.746 (1:15.929)
	12:42.502 (1:15.756)	13:57.729 (1:15.227)	15:11.994 (1:14.265)
	16:25.712 (1:13.718)	17:39.596 (1:13.884)	18:54.524 (1:14.928)
	20:09.910 (1:15.386)	21:25.759 (1:15.849)	22:41.454 (1:15.695)
	23:57.797 (1:16.343)	25:14.513 (1:16.716)	
	27:48.775 (1:16.569)	29:06.456 (1:17.681)	30:22.859 (1:16.403)
	31:37.204 (1:14.345)		
7	David Lynn	SO St. Olaf	31:48.94
	1:17.569 (1:17.569)	2:36.701 (1:19.132)	3:53.938 (1:17.237)
	5:10.080 (1:16.142)	6:24.593 (1:14.513)	7:40.446 (1:15.853)
	8:56.191 (1:15.745)	10:12.250 (1:16.059)	11:27.851 (1:15.601)
	12:43.204 (1:15.353)	13:59.458 (1:16.254)	15:14.759 (1:15.301)
	16:31.762 (1:17.003)	17:48.677 (1:16.915)	19:05.783 (1:17.106)
	20:22.894 (1:17.111)	21:39.687 (1:16.793)	22:56.026 (1:16.339)
	24:13.245 (1:17.219)	25:29.588 (1:16.343)	
	28:04.438 (1:18.063)	29:21.385 (1:16.947)	30:38.613 (1:17.228)
	31:48.934 (1:10.321)		
8	Kevin Montresor	SO St. Olaf	32:28.28
	1:17.230 (1:17.230)	2:36.292 (1:19.062)	3:53.531 (1:17.239)
	5:09.643 (1:16.112)	6:24.025 (1:14.382)	7:39.974 (1:15.949)
	8:55.732 (1:15.758)	10:11.301 (1:15.569)	11:27.256 (1:15.955)
	12:42.791 (1:15.535)	13:58.226 (1:15.435)	15:15.026 (1:16.800)
	16:32.086 (1:17.060)	17:48.943 (1:16.857)	19:06.876 (1:17.933)
	20:26.057 (1:19.181)	21:44.414 (1:18.357)	23:04.224 (1:19.810)
	24:24.899 (1:20.675)	25:46.810 (1:21.911)	
	28:27.954 (1:19.743)	29:48.174 (1:20.220)	31:09.471 (1:21.297)
	32:28.271 (1:18.800)		
9	Aidan St George	SO Bethel (Minn)	32:41.90
	1:16.962 (1:16.962)	2:36.484 (1:19.522)	3:53.667 (1:17.183)
	5:09.857 (1:16.190)	6:24.371 (1:14.514)	7:40.226 (1:15.855)
	8:55.968 (1:15.742)	10:11.941 (1:15.973)	11:27.696 (1:15.755)
	12:44.026 (1:16.330)	14:01.605 (1:17.579)	15:19.477 (1:17.872)
	16:39.473 (1:19.996)	17:59.229 (1:19.756)	19:20.649 (1:21.420)
	20:42.511 (1:21.862)	22:03.513 (1:21.002)	23:24.025 (1:20.512)
	24:47.021 (1:22.996)	26:08.953 (1:21.932)	
	28:51.394 (1:22.446)	30:12.349 (1:20.955)	31:31.006 (1:18.657)
	32:41.892 (1:10.886)		
10	Matt Payne	SO Gustavus Ado	32:45.45
	1:17.875 (1:17.875)	2:37.118 (1:19.243)	3:54.439 (1:17.321)
	5:11.252 (1:16.813)	6:28.110 (1:16.858)	7:47.229 (1:19.119)
	9:04.471 (1:17.242)	10:22.399 (1:17.928)	11:40.906 (1:18.507)
	12:58.633 (1:17.727)	14:17.366 (1:18.733)	15:37.758 (1:20.392)
	16:58.124 (1:20.366)	18:16.873 (1:18.749)	19:35.765 (1:18.892)
	20:54.935 (1:19.170)	22:14.964 (1:20.029)	23:34.348 (1:19.384)
	24:55.063 (1:20.715)	26:15.633 (1:20.570)	
	28:55.286 (1:19.770)	30:14.536 (1:19.250)	31:33.149 (1:18.613)
	32:45.441 (1:12.292)		

MIAC Outdoor Track & Field Championships - 5/13/2022 to 5/14/2022

St. Marry's University

Results

11	Lucas Schnirring	SO Gustavus Ado	32:47.68
	1:17.991 (1:17.991)	2:37.086 (1:19.095)	3:54.435 (1:17.349)
	5:11.606 (1:17.171)	6:28.351 (1:16.745)	7:46.961 (1:18.610)
	9:04.210 (1:17.249)	10:22.121 (1:17.911)	11:40.576 (1:18.455)
	12:58.345 (1:17.769)	14:17.134 (1:18.789)	15:38.143 (1:21.009)
	16:57.830 (1:19.687)	18:16.625 (1:18.795)	19:35.535 (1:18.910)
	20:55.201 (1:19.666)	22:15.375 (1:20.174)	23:34.767 (1:19.392)
	24:55.332 (1:20.565)	26:15.125 (1:19.793)	
	28:54.196 (1:19.748)	30:14.187 (1:19.991)	31:32.941 (1:18.754)
	32:47.677 (1:14.736)		
12	Mauricio Vite	SO St. Olaf	33:05.77
	1:21.028 (1:21.028)	2:41.299 (1:20.271)	4:01.009 (1:19.710)
	5:21.175 (1:20.166)	6:40.422 (1:19.247)	8:01.647 (1:21.225)
	9:21.970 (1:20.323)	10:41.947 (1:19.977)	12:01.499 (1:19.552)
	13:21.368 (1:19.869)	14:42.269 (1:20.901)	16:02.680 (1:20.411)
	17:22.990 (1:20.310)	18:42.551 (1:19.561)	20:02.003 (1:19.452)
	21:21.981 (1:19.978)	22:41.169 (1:19.188)	23:59.628 (1:18.459)
	25:17.717 (1:18.089)	26:36.494 (1:18.777)	
	29:14.512 (1:19.074)	30:34.483 (1:19.971)	31:53.016 (1:18.533)
	33:05.768 (1:12.752)		
13	Leo Smith	JR Concordia-Mo	33:25.70
	1:16.978 (1:16.978)	2:35.868 (1:18.890)	3:52.810 (1:16.942)
	5:08.729 (1:15.919)	6:23.342 (1:14.613)	7:39.514 (1:16.172)
	8:55.421 (1:15.907)	10:11.033 (1:15.612)	11:26.806 (1:15.773)
	12:42.827 (1:16.021)	13:59.394 (1:16.567)	15:16.244 (1:16.850)
	16:34.706 (1:18.462)	17:56.127 (1:21.421)	19:11.544 (1:15.417)
	20:28.862 (1:17.318)	21:47.979 (1:19.117)	23:11.655 (1:23.676)
	24:37.680 (1:26.025)	26:04.910 (1:27.230)	
	28:58.752 (1:25.430)	30:27.173 (1:28.421)	31:56.722 (1:29.549)
	33:25.695 (1:28.973)		
14	Cody Rieder	SO Augsburg	33:56.51
	1:21.735 (1:21.735)	2:42.097 (1:20.362)	4:01.399 (1:19.302)
	5:20.508 (1:19.109)	6:39.691 (1:19.183)	7:59.042 (1:19.351)
	9:19.738 (1:20.696)	10:39.693 (1:19.955)	12:00.755 (1:21.062)
	13:20.693 (1:19.938)	14:42.511 (1:21.818)	16:02.909 (1:20.398)
	17:23.319 (1:20.410)	18:44.963 (1:21.644)	20:06.783 (1:21.820)
	21:27.879 (1:21.096)	22:50.395 (1:22.516)	24:14.107 (1:23.712)
	25:37.317 (1:23.210)	27:02.708 (1:25.391)	
	29:52.443 (1:25.078)	31:14.885 (1:22.442)	32:37.029 (1:22.144)
	33:56.510 (1:19.481)		
15	Ben Aoki-Sherwood	JR Carleton	34:09.12
	1:21.290 (1:21.290)	2:41.559 (1:20.269)	4:01.217 (1:19.658)
	5:21.351 (1:20.134)	6:40.726 (1:19.375)	8:01.880 (1:21.154)
	9:22.312 (1:20.432)	10:43.561 (1:21.249)	12:05.223 (1:21.662)
	13:26.886 (1:21.663)	14:48.482 (1:21.596)	16:11.491 (1:23.009)
	17:34.946 (1:23.455)	18:57.751 (1:22.805)	20:19.529 (1:21.778)
	21:43.075 (1:23.546)	23:06.390 (1:23.315)	24:28.865 (1:22.475)
	25:52.061 (1:23.196)	27:16.214 (1:24.153)	
	30:03.452 (1:22.946)	31:27.329 (1:23.877)	32:50.341 (1:23.012)
	34:09.116 (1:18.775)		

Finals ... (Men 10000 Meter Run)

	Name	Yr	School	Finals
16	Jesse Shufro-Zletz	SR	Carleton	34:29.18
	1:22.029 (1:22.029)	2:41.861 (1:19.832)	4:01.511 (1:19.650)	
	5:21.539 (1:20.028)	6:40.964 (1:19.425)	8:02.154 (1:21.190)	
	9:22.714 (1:20.560)	10:43.380 (1:20.666)	12:04.830 (1:21.450)	
	13:26.681 (1:21.851)	14:48.378 (1:21.697)	16:11.379 (1:23.001)	
	17:34.846 (1:23.467)	18:57.931 (1:23.085)	20:19.947 (1:22.016)	
	21:43.537 (1:23.590)	23:06.855 (1:23.318)	24:30.831 (1:23.976)	
	25:56.310 (1:25.479)	27:22.811 (1:26.501)		
	30:16.010 (1:28.142)	31:42.052 (1:26.042)	33:07.517 (1:25.465)	
	34:29.177 (1:21.660)			
17	Chris Raabe-Pavlov	JR	St. Olaf	34:36.15
	1:22.228 (1:22.228)	2:42.001 (1:19.773)	4:01.611 (1:19.610)	
	5:21.599 (1:19.988)	6:41.080 (1:19.481)	8:02.310 (1:21.230)	
	9:22.930 (1:20.620)	10:43.818 (1:20.888)	12:05.479 (1:21.661)	
	13:27.130 (1:21.651)	14:48.706 (1:21.576)	16:11.655 (1:22.949)	
	17:34.946 (1:23.291)	18:58.063 (1:23.117)	20:20.169 (1:22.106)	
	21:43.629 (1:23.460)	23:08.332 (1:24.703)	24:37.406 (1:29.074)	
	26:03.861 (1:26.455)	27:31.913 (1:28.052)		
	30:25.004 (1:26.814)	31:51.291 (1:26.287)	33:20.200 (1:28.909)	
	34:36.141 (1:15.941)			

Men 110 Meter Hurdles

Conference:	13.83	5/14/2021	Taylor Rooney
Conference:	14.36	2001	Eric Klinker (NWI)
Facility:	14.55	F 2015	Daniel Otto

	Name	Yr	School	Prelims
Preliminaries				
1	Josh Sampson	SO	Bethel (Minn)	F 14.47Q1.9
2	Jayson Ekiyor	FR	Bethel (Minn)	14.49Q3.5
3	Lucas Kramarczuk	SO	St. Olaf	14.61Q0.5
4	David Myres	FR	Bethel (Minn)	15.07q 1.9
5	Lukas Walton	JR	Bethel (Minn)	15.36q 3.5
6	Josh Thomsen	FR	Hamline	15.47q 0.5
7	Demetri Lord	SO	St. Olaf	15.49q 3.5
8	Matthew Nissen	SO	St. Olaf	15.96q 1.9
9	Zach Angstman	SR	Hamline	16.33q 0.5
10	Nick Edwards	JR	St. Olaf	16.33 0.5
11	Justus White	SO	St. John's (16.50 0.5
12	Sam Schulze	FR	Gustavus Ado	16.73 1.9
13	Brandon Doe	FR	Augsburg	16.85 1.9
14	Logan Day	JR	St. Olaf	16.86 3.5
15	Max Lelwica	FR	St. John's (17.17 3.5
16	Layton Borst	FR	St. Olaf	17.76 0.5
17	Zach Paustian	SR	Concordia-Mo	18.00 3.5
18	Nick Suchomel	FR	Macalester	18.03 0.5
19	Jackson Bassett	FR	St. Olaf	18.88 1.9
20	Aiden Mikla	FR	Gustavus Ado	19.93 1.9

MIAC Outdoor Track & Field Championships - 5/13/2022 to 5/14/2022

St. Marry's University

Results

Men 110 Meter Hurdles

Conference: 13.83 5/14/2021 Taylor Rooney
 Conference: 14.36 2001 Eric Klinker (NWI)
 Facility: 14.55 F 2015 Daniel Otto

Name	Yr	School	Finals
Finals			
1 Jayson Ekiyor	FR	Bethel (Minn)	14.24F 1.3
2 Lucas Kramarczuk	SO	St. Olaf	14.49F 1.3
3 Josh Sampson	SO	Bethel (Minn)	14.70 1.3
4 Josh Thomsen	FR	Hamline	14.73 1.3
5 David Myres	FR	Bethel (Minn)	15.01 1.3
6 Demetri Lord	SO	St. Olaf	15.30 1.3
7 Lukas Walton	JR	Bethel (Minn)	15.38 1.3
8 Matthew Nissen	SO	St. Olaf	15.90 1.3
9 Zach Angstman	SR	Hamline	16.40 1.3

Men 400 Meter Hurdles

Conference: 52.10 5/15/2021 Joel Smith
 Facility: 52.17 F 2010 Taylor Ferda

Name	Yr	School	Prelims
Preliminaries			
1 Joel Smith	JR	Bethel (Minn)	54.44Q
2 David Myres	FR	Bethel (Minn)	54.71Q
3 Tyler Sealock	JR	Bethel (Minn)	55.10Q
4 Josh Thomsen	FR	Hamline	55.34q
5 Brady Labine	JR	St. John's (55.71q
6 Lukas Walton	JR	Bethel (Minn)	56.01q
7 Jeff Wang	FR	Macalester	56.68q
8 Sam Schulze	FR	Gustavus Ado	57.64q
9 Tyler Gunderson	FR	St. Olaf	58.69q
10 Calvin Moeller	FR	Gustavus Ado	58.78
11 Caleb Meeker	FR	Bethel (Minn)	58.94
12 Dan Wilson	SR	Concordia-Mo	59.38
13 Trokon Karngar	JR	Bethel (Minn)	59.55
14 Mason Bosley	JR	Macalester	1:00.42
15 Mack Maroushek	JR	St. John's (1:01.74
16 Grant Baker	FR	Gustavus Ado	1:02.00
17 Raul Ortiz	FR	Hamline	1:02.14
18 Charles Ellis	FR	St. John's (1:02.69
19 Jackson Bassett	FR	St. Olaf	1:03.85
20 Zach Angstman	SR	Hamline	1:05.10

Men 400 Meter Hurdles

Conference: 52.10 5/15/2021 Joel Smith
 Facility: 52.17 F 2010 Taylor Ferda

Name	Yr	School	Finals
Finals			
1 Joel Smith	JR	Bethel (Minn)	52.32
2 Tyler Sealock	JR	Bethel (Minn)	53.33
3 Josh Thomsen	FR	Hamline	53.98
4 Brady Labine	JR	St. John's (54.37
5 Jeff Wang	FR	Macalester	54.81
6 Lukas Walton	JR	Bethel (Minn)	56.20
7 Sam Schulze	FR	Gustavus Ado	56.80

Finals ... (Men 400 Meter Hurdles)

Name	Yr	School	Finals
8 David Myres	FR	Bethel (Minn)	56.81
9 Tyler Gunderson	FR	St. Olaf	58.46

Men 3000 Meter Steeplechase

Conference: 8:44.01 5/15/2021 Matthew Wilkinson
 Facility: 9:16.94 F 2010 Max Hanson

Name	Yr	School	Finals
Finals			
1 Ben Santos	SR	Carleton	9:20.93
38.997 (38.997)	1:55.168 (1:16.172)	3:10.483 (1:15.316)	
4:26.342 (1:15.859)	5:40.382 (1:14.040)	6:56.014 (1:15.633)	
8:10.802 (1:14.788)	9:20.927 (1:10.125)		
2 Will Kelly	SO	St. Olaf	9:24.95
39.708 (39.708)	1:54.682 (1:14.974)	3:10.322 (1:15.641)	
4:25.903 (1:15.582)	5:39.232 (1:13.329)	6:54.217 (1:14.985)	
8:11.232 (1:17.015)	9:24.949 (1:13.718)		
3 Andy Goldsmith	JR	St. John's (9:35.99
39.911 (39.911)	1:56.525 (1:16.615)	3:14.276 (1:17.751)	
4:30.832 (1:16.557)	5:48.636 (1:17.804)	7:06.685 (1:18.049)	
8:23.908 (1:17.223)	9:35.988 (1:12.080)		
4 Thomas Nemanich	SO	St. John's (9:42.07
40.381 (40.381)	1:56.857 (1:16.477)	3:14.988 (1:18.132)	
4:33.044 (1:18.056)	5:51.097 (1:18.053)	7:11.926 (1:20.829)	
8:31.405 (1:19.480)	9:42.070 (1:10.665)		
5 Waylon Kurts	FR	St. Olaf	9:45.96
40.998 (40.998)	1:58.935 (1:17.937)	3:16.829 (1:17.895)	
4:36.209 (1:19.380)	7:16.987 (2:40.778)	8:34.911 (1:17.925)	
9:45.958 (1:11.047)			
6 Aric Brodie	JR	Hamline	9:47.30
40.413 (40.413)	1:57.300 (1:16.888)	3:15.568 (1:18.268)	
4:34.419 (1:18.851)	5:53.980 (1:19.562)	7:14.882 (1:20.902)	
8:34.717 (1:19.836)	9:47.295 (1:12.578)		
7 Anders Cote	SO	St. Olaf	9:47.86
40.744 (40.744)	1:59.110 (1:18.366)	3:17.217 (1:18.108)	
4:36.504 (1:19.287)	5:56.099 (1:19.596)	7:16.704 (1:20.605)	
8:35.120 (1:18.417)	9:47.860 (1:12.740)		
8 Gabe Estrada	SO	St. Olaf	9:49.87
39.861 (39.861)	1:57.987 (1:18.126)	3:16.606 (1:18.619)	
4:35.656 (1:19.050)	5:54.999 (1:19.344)	7:16.641 (1:21.642)	
8:37.244 (1:20.603)	9:49.865 (1:12.621)		
9 Henry Bowman	JR	Carleton	9:51.23
39.408 (39.408)	1:56.137 (1:16.729)	3:14.663 (1:18.526)	
4:34.462 (1:19.800)	5:54.965 (1:20.504)	7:16.151 (1:21.187)	
8:37.904 (1:21.753)	9:51.224 (1:13.321)		
10 Eamonn McCullough	SO	Gustavus Ado	9:51.62
41.674 (41.674)	1:59.284 (1:17.611)	3:16.977 (1:17.694)	
4:36.222 (1:19.246)	5:55.609 (1:19.387)	7:15.625 (1:20.016)	
8:33.104 (1:17.480)	9:51.619 (1:18.516)		
11 Samuel Rengo	SO	St. John's (9:57.18
40.138 (40.138)	1:58.579 (1:18.442)	3:16.314 (1:17.735)	
4:36.435 (1:20.122)	5:56.587 (1:20.152)	7:19.131 (1:22.545)	
8:39.290 (1:20.159)	9:57.180 (1:17.891)		

MIAC Outdoor Track & Field Championships - 5/13/2022 to 5/14/2022

St. Marry's University

Results

12	Nathan Meyer	JR	St. John's (10:00.31
	40.786 (40.786)			1:57.637 (1:16.851) 3:15.324 (1:17.688)
	4:33.879 (1:18.556)			5:52.879 (1:19.000) 7:14.074 (1:21.195)
	8:36.115 (1:22.041)			10:00.303 (1:24.188)
13	Trevor LaVigne	FR	Gustavus Ado	10:13.56
	41.363 (41.363)			1:58.591 (1:17.229) 3:15.780 (1:17.189)
	4:35.227 (1:19.448)			5:54.368 (1:19.141) 7:17.564 (1:23.196)
	8:45.574 (1:28.011)			10:13.557 (1:27.983)
14	Riley Berg	SO	St. John's (10:16.60
	41.026 (41.026)			1:58.959 (1:17.933) 3:18.056 (1:19.098)
	4:38.863 (1:20.808)			6:01.766 (1:22.903) 7:27.815 (1:26.050)
	8:54.933 (1:27.119)			10:16.595 (1:21.662)
15	Cole Nowacki	SO	Concordia-Mo	10:19.89
	40.505 (40.505)			1:58.272 (1:17.768) 3:16.705 (1:18.434)
	4:37.344 (1:20.639)			6:00.489 (1:23.146) 7:27.693 (1:27.204)
	8:56.179 (1:28.487)			10:19.886 (1:23.707)
16	Reece McKee	FR	Macalester	10:26.91
	41.383 (41.383)			1:59.568 (1:18.186) 3:17.992 (1:18.424)
	4:38.430 (1:20.438)			6:02.082 (1:23.652) 7:30.396 (1:28.314)
	9:02.113 (1:31.717)			10:26.909 (1:24.797)
17	Reese Thompson	FR	Bethel (Minn	10:31.34
	40.158 (40.158)			1:56.983 (1:16.825) 3:17.190 (1:20.208)
	4:39.373 (1:22.183)			6:04.663 (1:25.291) 7:33.938 (1:29.275)
	9:04.548 (1:30.611)			10:31.339 (1:26.791)
18	Anders Narum	JR	St. Olaf	10:32.03
	41.318 (41.318)			1:59.323 (1:18.005) 3:17.803 (1:18.480)
	4:37.705 (1:19.903)			5:58.921 (1:21.217) 7:24.057 (1:25.136)
	8:56.249 (1:32.192)			10:32.028 (1:35.780)

Men 4x100 Meter Relay

Conference: 41.23 2002 St. Thomas

A Hilliard, R Cress, T Hart, C Glad

Facility: 41.24 F 2009 UW-Stout

Team	Relay	Finals
Finals		
1 St. John's (Minn.)	A	41.53
1) Jack Young JR	2) Kevin Arthur SO	
3) Brady Labine JR	4) Seth Cattoor JR	
2 Gustavus Adolphus	A	42.31
1) Isaiah Subah FR	2) Dylan Gast SO	
3) Seth Zeitchick FR	4) Wyatt Quiring SO	
3 Bethel (Minn.)	A	42.38
1) Jayson Ekiyor FR	2) Alec Braun FR	
3) Albert Smith JR	4) Jacob Parent FR	
4 St. Olaf	A	42.74
1) Dylan Arnold FR	2) Nick Edwards JR	
3) Henry Fisher SO	4) Demetri Lord SO	
5 Concordia-Moorhead	A	42.79
1) Colin Conteh SO	2) Tommy Kern FR	
3) Nolan Morical FR	4) Dawson Schaffer SO	
6 Hamline	A	43.17
1) Josh Thomsen FR	2) Reece Thomas FR	
3) Tae'Vion Wilkins FR	4) Christian Velishek SR	
7 Carleton	A	43.48
1) Blake Neithart FR	2) Hugh Shanno FR	
3) Riaz Kelly FR	4) Oscar Christoph SR	

Finals ... (Men 4x100 Meter Relay)

Team	Relay	Finals
8 Saint Mary's (Minn.)	A	43.82
1) Coleton Strupp JR	2) Dan Cooper SO	
3) Antonio Cisewski FR	4) Oliver Adamson FR	
9 Macalester	A	46.40
1) Nick Suchomel FR	2) Mason Bosley JR	
3) Justin Veimau SO	4) Jacob Kogut FR	
--- Augsburg	A	DNF
1) Brandon Doe FR	2) Sharrod Longs Jr. FR	
3) Taron Busby SR	4) Varney Conneh JR	

Men 4x400 Meter Relay

Conference: 3:13.02 2009 St. Thomas

P Bastron, J Ewer, J DeFrance, P Jager

Facility: 3:15.66 F 2010 Hamline

Team	Relay	Finals
Finals		
1 Bethel (Minn.)	A	3:15.98
1) Jacob Parent FR	2) Tyler Sealock JR	
3) Josh Sampson SO	4) Joel Smith JR	
1:38.728 (1:38.728)	2:27.865 (49.137)	3:15.975 (48.111)
2 Gustavus Adolphus	A	3:19.49
1) Seth Zeitchick FR	2) Noah Johnson SO	
3) Tyler Smith FR	4) Wyatt Quiring SO	
1:39.720 (1:39.720)	2:30.404 (50.685)	3:19.488 (49.085)
3 St. John's (Minn.)	A	3:20.44
1) Brady Labine JR	2) Jorge Hernandez FR	
3) Omavi Collison JR	4) Ryan Conzemius FR	
1:41.492 (1:41.492)	2:30.878 (49.386)	3:20.435 (49.557)
4 Concordia-Moorhead	A	3:22.84
1) Colin Schuller SR	2) Dawson Schaffer SO	
3) Trevor Tiongson FR	4) Solomon Johnson JR	
1:40.746 (1:40.746)	2:34.153 (53.408)	3:22.831 (48.679)
5 Carleton	A	3:23.04
1) Riaz Kelly FR	2) Josh Meier FR	
3) Ethan Ash SO	4) Bridger Rives SR	
1:41.725 (1:41.725)	2:30.965 (49.240)	3:23.036 (52.072)
6 Macalester	A	3:23.65
1) Jeff Wang FR	2) Johanan Arimi SR	
3) Drew Getty SO	4) Arlo Heitler FR	
1:42.851 (1:42.851)	2:33.853 (51.003)	3:23.641 (49.788)
7 St. Scholastica	A	3:24.51
1) Sean Diedrich FR	2) Nathan Neu FR	
3) John Schwingamer JR	4) Derek Douglas FR	
1:42.784 (1:42.784)	2:34.275 (51.491)	3:24.505 (50.230)
8 St. Olaf	A	3:25.88
1) Tyler Gunderson FR	2) Luke Malek JR	
3) Henry Fisher SO	4) Stephen Peper JR	
1:44.092 (1:44.092)	2:37.023 (52.931)	3:25.873 (48.851)
9 Saint Mary's (Minn.)	A	3:27.60
1) Brady Johnson FR	2) Isaiah Brindamour SO	
3) Chris Bulwa FR	4) Oliver Adamson FR	
1:44.832 (1:44.832)	2:36.680 (51.848)	3:27.597 (50.917)

MIAC Outdoor Track & Field Championships - 5/13/2022 to 5/14/2022

St. Marry's University

Results

10	Augsburg	A	3:27.85
	1) Fritz Landherr JR	2) Sakariya Hussien JR	
	3) Bereket Wondimu SO	4) Getinat Asfaw SO	
	1:43.682 (1:43.682)	2:36.413 (52.732)	3:27.845 (51.433)
11	Hamline	A	3:36.30
	1) Josh Thomsen FR	2) Raul Ortiz FR	
	3) Carter Kienholz FR	4) Connor Artner FR	
	1:43.325 (1:43.325)	2:38.366 (55.041)	3:36.296 (57.931)

Men 4x800 Meter Relay

Conference: 7:33.39 5/12/2017 St. Olaf

J Henschel, J Eggers, S Bjork, J Coffey

Facility: 7:44.49 F 2010 St. Olaf

Team	Relay	Finals
Finals		
1 St. John's (Minn.)	A	7:44.56
1) Riley Berg SO	2) Will Mattock SO	
3) Nathan Clausing SO	4) Dillon Diekmann JR	
1:57.269 (1:57.269)	3:54.081 (1:56.812)	5:50.058 (1:55.978)
7:44.556 (1:54.498)		
2 St. Olaf	A	7:46.41
1) Henrik Gilbertson JR	2) Luke Malek JR	
3) Julian Munoz SO	4) Gabe Estrada SO	
1:57.674 (1:57.674)	3:53.094 (1:55.420)	5:50.109 (1:57.016)
7:46.407 (1:56.298)		
3 St. Scholastica	A	7:52.02
1) Derek Douglas FR	2) Joe Lynch FR	
3) Lars DeWall FR	4) Calvin Boone FR	
2:00.848 (2:00.848)	3:59.216 (1:58.368)	5:58.469 (1:59.254)
7:52.012 (1:53.544)		
4 Gustavus Adolphus	A	7:54.96
1) Carson Roehl FR	2) Blake Fuller FR	
3) Markus Rupnow FR	4) Tyler Smith FR	
1:58.308 (1:58.308)	3:57.759 (1:59.451)	5:56.398 (1:58.640)
7:54.958 (1:58.560)		
5 Macalester	A	7:57.83
1) Drew Getty SO	2) Ben Crotteau FR	
3) Mateo Useche SO	4) Brock Adams FR	
1:59.981 (1:59.981)	3:58.129 (1:58.149)	5:56.756 (1:58.627)
7:57.821 (2:01.066)		
6 Carleton	A	8:00.49
1) Bridger Rives SR	2) Alistair Pattison SO	
3) Josh Meier FR	4) Ethan Ash SO	
1:59.442 (1:59.442)	4:02.847 (2:03.406)	6:04.221 (2:01.374)
8:00.483 (1:56.262)		
7 Augsburg	A	8:01.06
1) Getinat Asfaw SO	2) Bereket Wondimu SO	
3) Max Jacobson FR	4) Sakariya Hussien JR	
1:57.745 (1:57.745)	3:58.628 (2:00.884)	6:03.907 (2:05.279)
8:01.051 (1:57.144)		
8 Concordia-Moorhead	A	8:15.27
1) Lucas Hinojos SO	2) Cole Nowacki SO	
3) Tanner Olson JR	4) Solomon Johnson JR	
2:01.553 (2:01.553)	4:05.180 (2:03.628)	6:10.053 (2:04.873)
8:15.263 (2:05.210)		

Finals ... (Men 4x800 Meter Relay)

Team	Relay	Finals
9 Bethel (Minn.)	A	8:20.31
1) Clark Nelson FR	2) Gabe Kuecker FR	
3) Tad Stewart SO	4) Grant Graber FR	
2:03.988 (2:03.988)	4:08.846 (2:04.858)	6:13.027 (2:04.182)
8:20.301 (2:07.275)		
10 Hamline	A	8:41.36
1) Michael Kurtz FR	2) Raul Ortiz FR	
3) Connor Artner FR	4) William Saari FR	
2:07.513 (2:07.513)	4:18.518 (2:11.006)	8:41.360 (4:22.842)

Men High Jump

Conference: 2.19m 1993 Leonard Jones

Facility: 2.05m F 2010 Jay Quick

Name	Yr	School	Finals
Finals			
1 Stephen Peper	JR	St. Olaf	2.08mF
2 Maguire Petersen	SO	St. John's (2.05mF
3 Christian Velishek	SR	Hamline	1.94m
4 Lukas Walton	JR	Bethel (Minn	1.94m
5 Alec Ungar	FR	St. John's (1.89m
6 Hayden Gagnon	SR	Concordia-Mo	1.89m
7 Michael Braun	FR	Hamline	1.89m
8 Sam Rademacher	JR	St. John's (1.84m
8 Anthony Marsh	FR	Concordia-Mo	1.84m
8 Cole Matetich	JR	Gustavus Ado	1.84m
8 Aravindh Subramanian	FR	Carleton	1.84m
12 Danny Bies	FR	Gustavus Ado	1.84m
13 Alec Braun	FR	Bethel (Minn	1.84m
14 Andrew Cogley	FR	St. Olaf	1.79m
14 Evan Wiekler	FR	Gustavus Ado	1.79m
16 Luke Wiltshire	FR	Bethel (Minn	1.79m
17 Nick Edwards	JR	St. Olaf	1.79m
--- Ethan Cline-Cole	FR	Carleton	NH

Men Pole Vault

Conference: 5.09m 5/13/2017 Connor O'Neill

Facility: 4.86m F 2014 Peyton Shedd

Name	Yr	School	Finals
Finals			
1 Joseph Charbonneau	FR	St. John's (4.56m
1 Shawn Schindler	JR	St. John's (4.56m
3 Joseph Stauffer	SO	St. John's (4.46m
4 Aidan Gatz	FR	Saint Mary's	4.46m
5 Owen Schuster	SR	Carleton	4.31m
6 Matthew Stack	SR	Saint Mary's	4.31m
7 Lukas Walton	JR	Bethel (Minn	4.31m
8 Coleton Strupp	JR	Saint Mary's	4.31m
9 Dylan Arnold	FR	St. Olaf	4.16m
10 Samuel Gardeen	FR	Bethel (Minn	4.16m
11 Daniel Eickhoff	FR	St. John's (4.16m
12 Wade Rhonemus	JR	Concordia-Mo	4.01m
13 Ben Urbaniak	FR	Gustavus Ado	4.01m
14 Mason DeGross	SO	St. John's (3.86m
14 Woody Rian	SO	St. Olaf	3.86m

MIAC Outdoor Track & Field Championships - 5/13/2022 to 5/14/2022

St. Marry's University

Results

16	Tim Adams	FR	Carleton	3.71m	
17	Layton Borst	FR	St. Olaf	3.71m	
---	Erik Walker	FR	Gustavus Ado	NH	
Men Long Jump					
	Conference:	7.30m	2008	Erik Diley	
	Conference:	7.73m	1991	Leonard Jones (NWI)	
	Facility:	7.09m F 2011		Kellen McCrary	
	Name	Yr	School	Finals	
Finals					
1	Anthony Marsh	FR	Concordia-Mo	6.98m	1.2
2	Caleb Williams	SO	Macalester	6.98m	2.2
3	Christian Velishek	SR	Hamline	6.91m	2.2
4	Isaiah Subah	FR	Gustavus Ado	6.81m	+0.0
5	Johanar Arimi	SR	Macalester	6.75m	0.8
6	Alexander DuMoulin	SO	Gustavus Ado	6.60m	1.7
7	Lucas Kramarczuk	SO	St. Olaf	6.55m	2.8
8	Sean Bjork	JR	Bethel (Minn)	6.52m	2.0
9	Gabe Alada	SR	St. Olaf	6.49m	2.3
10	Alec Ungar	FR	St. John's (6.46m	2.1
11	Stephen Peper	JR	St. Olaf	6.44m	1.5
12	Michael Braun	FR	Hamline	6.42m	0.5
13	Dan Cooper	SO	Saint Mary's	6.35m	2.4
14	Riley Hodin	FR	Macalester	6.33m	+0.0
15	Thomas Amberg	SR	Hamline	6.32m	0.7
16	Demetri Lord	SO	St. Olaf	6.27m	0.2
17	Antonio Cisewski	FR	Saint Mary's	6.12m	0.3
18	Eh Ler Moo	FR	St. Olaf	6.06m	2.8
19	Nick Hermes	FR	Concordia-Mo	5.91m	1.8
20	Simon Sotiropoulos	FR	St. Scholast	5.66m	1.3
Men Triple Jump					
	Conference:	14.73m	2010	Eyo Ekpo	
	Conference:	15.69m	1984	Todd Nash (NWI)	
	Facility:	14.91m F 2011		Kellen McCrary	
	Name	Yr	School	Finals	
Finals					
1	Michael Wallace	JR	St. John's (14.32m	+0.0
2	Caleb Williams	SO	Macalester	14.00m	+0.0
3	Elijah Wade	SO	St. John's (13.89m	0.5
4	Johanar Arimi	SR	Macalester	13.86m	0.3
5	Lucas Kramarczuk	SO	St. Olaf	13.55m	1.0
6	Michael Braun	FR	Hamline	13.33m	0.2
7	Alex Crnkovich	SO	St. John's (13.32m	0.1
8	Sean Souksavath	SO	St. Olaf	13.22m	1.0
9	Riley Hodin	FR	Macalester	13.17m	1.1
10	Dan Cooper	SO	Saint Mary's	12.80m	+0.0
11	Thomas Amberg	SR	Hamline	12.57m	0.6
12	Charlie Frenzel	FR	Saint Mary's	12.50m	1.1
13	Brady Johnson	FR	Saint Mary's	12.23m	0.3
14	Ethan Cline-Cole	FR	Carleton	12.13m	1.1
15	Isaiah Subah	FR	Gustavus Ado	12.08m	1.5
16	Aravindh Subramanian	JR	Carleton	11.95m	+0.0
17	Cade Wallin	FR	Gustavus Ado	11.68m	1.8
18	Chris Bulwa	FR	Saint Mary's	11.67m	+0.0
19	Gabe Thompson	FR	Concordia-Mo	11.46m	0.7

Men Shot Put

Conference: 19.05m 1983 Mike Manders

Facility: 17.08m F 2009 Bobby Riley

Name Yr School Finals

Finals

1	Cooper Folkestad	SO	Concordia-Mo	15.79m
2	Gabe Irons	JR	Bethel (Minn)	15.34m
3	Evan Larsen	FR	Bethel (Minn)	14.61m
4	Cade Feist	FR	St. Olaf	14.49m
5	Jaeden Frost	SO	St. John's (14.27m
6	Andrew Mollison	SO	St. Olaf	14.21m
7	Eli Mollet	JR	St. John's (13.69m
8	Hunter Tanem	FR	Bethel (Minn)	13.45m
9	Aengus White	JR	St. Olaf	13.44m
10	Jake Kerzman	SR	Concordia-Mo	13.15m
11	Gavin Rupp	SO	St. John's (13.13m
12	Jackson Fischer	FR	Gustavus Ado	13.12m
13	Trent Beseth	FR	St. Scholast	13.06m
14	Trajan Kaeppe	FR	Gustavus Ado	13.03m
15	Jack Genereau	FR	St. John's (12.79m
16	Trevor Christensen	FR	St. Olaf	12.75m
17	Sean Curran	JR	Saint Mary's	12.62m
18	Kaleb DeWall	FR	St. John's (12.48m
19	Trevor Wellman	FR	Bethel (Minn)	12.05m
20	Jakob Brown	FR	Concordia-Mo	10.31m

Men Discus Throw

Conference: 60.30m 1983 Mike Manders

Facility: 53.95m F 2015 Grant Luer

Name Yr School Finals

Finals

1	Gabe Irons	JR	Bethel (Minn)	52.25m
2	Gavin Rupp	SO	St. John's (46.38m
3	Aengus White	JR	St. Olaf	45.11m
4	Jake Kerzman	SR	Concordia-Mo	44.40m
5	Max Menache	FR	Macalester	41.71m
6	Trevor Christensen	FR	St. Olaf	41.68m
7	Grant Steger	FR	St. Scholast	40.99m
8	Christopher Jacklen	FR	St. Scholast	39.99m
9	Lucas Doyle	SR	Hamline	39.78m
10	Trent Beseth	FR	St. Scholast	39.28m
11	Jaeden Frost	SO	St. John's (38.66m
12	Connor Gag	SO	Gustavus Ado	37.43m
13	Joseph Mensen	FR	St. John's (36.70m
14	Sean Curran	JR	Saint Mary's	36.66m
15	Jackson Fischer	FR	Gustavus Ado	36.40m
16	Hunter Tanem	FR	Bethel (Minn)	36.26m
17	Zach Stordahl	FR	Gustavus Ado	35.86m
18	Jack Genereau	FR	St. John's (35.74m
19	Arnauld Dedry	JR	St. Olaf	31.43m

MIAC Outdoor Track & Field Championships - 5/13/2022 to 5/14/2022

St. Marry's University

Results

Men Hammer Throw

Conference: 61.13m 2019 Michael Hensch

Facility: 64.45m F 2009 Kevin Becker

Name	Yr	School	Finals
Finals			
1 Sean Curran	JR	Saint Mary's	54.83m
2 Gabe Irons	JR	Bethel (Minn)	52.61m
3 Frankie Bakalars	SR	Saint Mary's	51.75m
4 Joshua Beiswanger	FR	Gustavus Ado	51.41m
5 Jaeden Frost	SO	St. John's (50.28m
6 Lucas Doyle	SR	Hamline	49.55m
7 Eli Mollet	JR	St. John's (48.10m
8 Brett Hague	SO	St. John's (45.46m
9 Gavin Rupp	SO	St. John's (43.69m
10 Cade Feist	FR	St. Olaf	43.08m
11 Christopher Jacklen	FR	St. Scholast	42.79m
12 Zach Stordahl	FR	Gustavus Ado	40.23m
13 Grant Steger	FR	St. Scholast	40.01m
14 Max Menache	FR	Macalester	38.50m
15 Evan Larsen	FR	Bethel (Minn)	38.50m
16 Hunter Tanem	FR	Bethel (Minn)	38.42m
17 Wills Hawley	SR	Macalester	36.00m
18 Arnauld Dedry	JR	St. Olaf	34.32m
--- Jake Kerzman	SR	Concordia-Mo	FOUL
--- Joseph Mensen	FR	St. John's (FOUL

Men Javelin Throw

Conference: 63.24m 2000 Greg Kaiser

Facility: 56.70m F 2010 John Yates

Name	Yr	School	Finals
Finals			
1 Brett Hague	SO	St. John's (61.96mF
2 Maguire Petersen	SO	St. John's (53.56m
3 Evan Bergemann	SR	Augsburg	52.99m
4 Ian Mortensen	SO	Carleton	50.11m
5 Logan Hennen	FR	St. John's (49.50m
6 Noah Eckersley-Ray	SO	Carleton	48.56m
7 Nick Edwards	JR	St. Olaf	47.48m
8 Woody Rian	SO	St. Olaf	47.21m
9 Stephen Peper	JR	St. Olaf	46.92m
10 Christian Velishek	SR	Hamline	46.33m
11 Peter Oviagian	FR	Gustavus Ado	45.55m
12 Mason Bosley	JR	Macalester	42.73m
13 Abe Schegel	JR	Bethel (Minn)	42.43m
14 Max Lelwica	FR	St. John's (41.70m
15 Micah Smith	JR	Bethel (Minn)	40.43m
16 Caleb Meeker	FR	Bethel (Minn)	39.48m
17 Sam Dabrowski	JR	Hamline	38.50m
18 Jack Meyer	FR	St. John's (37.21m
19 Simon Sotiropoulos	FR	St. Scholast	36.86m
20 Justin Veimau	SO	Macalester	34.94m

Men Other

Name	Yr	School	Finals
Finals			
1 Maguire Petersen	SO	St. John's (10.00m
2 Stephen Peper	JR	St. Olaf	8.00m
3 Lukas Walton	JR	Bethel (Minn)	6.00m
4 Ian Mortensen	SO	Carleton	5.00m
5 Demetri Lord	SO	St. Olaf	4.00m
6 Nick Edwards	JR	St. Olaf	3.00m
7 Max Lelwica	FR	St. John's (2.00m
8 Wade Rhonemus	JR	Concordia-Mo	1.00m

Women - Team Rankings - 22 Events Scored

1) Gustavus Adolphus	139
2) St. Benedict	117.333
3) St. Olaf	113.333
4) Bethel (Minn.)	113
5) Carleton	94
6) Concordia-Moorhead	81
7) Hamline	80
8) St. Catherine (Minn.)	34
9) Macalester	33
10) St. Scholastica	26
11) Saint Mary's (Minn.)	24.3333
12) Augsburg	3

Men - Team Rankings - 22 Events Scored

1) St. John's (Minn.)	218.25
2) St. Olaf	141
3) Bethel (Minn.)	123
4) Concordia-Moorhead	92.25
5) Gustavus Adolphus	58.25
5) Carleton	58.25
7) Macalester	55
8) Hamline	37
9) St. Scholastica	34
10) Saint Mary's (Minn.)	26
11) Augsburg	15

Men's Track ▾



MTRACK
05.06 FINAL



Saint Mary's
Hamline Invitational



MTRACK
05.13 FINAL



MIAC Outdoor Champ...
Saint Mary's



MTF
05.1



MEN'S TRACK & FIELD

[Questionnaire](#) [Roster](#) [More +](#)

MIAC POST-SEASON AWARD-WINNERS



ANNA SWANSON
ALL-MIAC

SEAN CURRAN
ALL-MIAC

FRANKIE BAKALARS
ALL-MIAC

NATHALIE FREIRE
ALL-MIAC

AIDAN GATZ
H-M ALL-MIAC

MATTHEW STACK
H-M ALL-MIAC

4X400 RELAY
H-M ALL-MIAC



Plenty of MIAC honors to go around

5/19/2022 2:02:00 PM



By: DONNY NADEAU, Saint Mary's Sports Information Director | dnadeau@smumn.edu

WINONA, Minn. — The Saint Mary's University track and field teams made the most of their opportunity to compete in front of their home fans last weekend at the Minnesota Intercollegiate Athletic Conference Outdoor Championships.

And when the dust finally settled on the two-day event, the Cardinals left with plenty of MIAC honors — boasting two conference champions, four First-Team All-MIAC performers, and three honorable-mention All-MIAC honorees.

[Anna Swanson](#) (Osceola, Wis.) and [Sean Curran](#) (Appleton, Wis.) highlighted Saint Mary's award-winners, claiming MIAC titles in the javelin and hammer, respectively — while earning All-MIAC honors in the process. Swanson captured her second straight javelin title with a throw of 41.10 meters, while Curran collected his first collegiate conference crown with a mark of 54.83 meters in the hammer.

[Frankie Bakalars](#) (La Crosse, Wis.) and [Nathalie Freire](#) (Bloomington, Minn.) closed out their collegiate careers in memorable fashion, earning All-MIAC honors with third-place efforts in the hammer and pole vault, respectively, while [Aidan Gatz](#) (Elburn, Ill. / fourth) and [Matthew Stack](#) (Brooklyn Park, Minn. / sixth) both collected honorable-mention All-MIAC accolades in the pole vault.

The Saint Mary's women's 4x400 relay team of Swanson, [Caroline Gearin](#) (Osceola, Wis.), [Sydney Klausler](#) (Lakeville, Minn.) and [Abrianna Utgaard](#) (Star Prairie, Wis.) rounded out the Cardinals' conference award-winners, claiming honorable-mention honors with its fourth-place finish.

Along with All-MIAC and honorable-mention All-MIAC award-winners, the conference office also announced their top post-season honors on Thursday.

Saint John's Maguire Petersen was named MIAC Men's Outstanding Track Athlete and Bethel's Joel Smith was tabbed the MIAC Men's Outstanding Field Athlete, while Saint John's Jeremy Karger-Gatzow picked up Men's Coach of the Year honors.

On the women's side, Gustavus swept all three conference honors — Birgen Nelson was named Outstanding Track Athlete, Annika Poe earned Outstanding Field Athlete, and Aaron Lund was named Coach of the Year.

As part of a conference-wide sportsmanship initiative, the MIAC also announced the annual All-MIAC Sportsmanship team for track and field, which included Saint Mary's Freire and [Coleton Strupp](#) (Holmen, Wis.). Members of the All-MIAC Sportsmanship team are selected by their coaches and teammates as individuals who demonstrate ideals of positive sportsmanship both on and off the field of competition.


MIAC announces 2022 Men's Outdoor Track & Field awards

Posted: May 19, 2022

BLOOMINGTON, Minn. – The Minnesota Intercollegiate Athletic Conference (MIAC) announced its annual award recipients for Men's Outdoor Track & Field on Thursday, capping off an outstanding championship meet last weekend.

The top three finishers in each individual event along with each first-place relay team received All-MIAC honors. Individuals that finished 4-6 and relay teams that finished 2-6 received All-Conference Honorable Mention distinction. MIAC track & field coaches also selected individual award recipients for Outstanding Track Athlete, Outstanding Field Athlete, Performance of the Meet, and Coach of the Year.

[| 2022 MIAC Men's Outdoor Track & Field All-Conference Honorees and Award Winners |](#)



Kevin Arthur (left) and Maguire Petersen were named Outstanding Track and Field Athletes, respectively.

Saint John's junior **Kevin Arthur** was selected as the Outstanding Track Athlete while teammate **Maguire Petersen** received Outstanding Field Athlete honors. Bethel senior **Joel Smith**'s victory in the 400-meter hurdles earned him Performance of the Meet honors, while SJU head coach **Jeremy Karger-Gatzow** was selected as the MIAC Men's Outdoor Track & Field Coach of the Year.

Arthur (Jr. | Champlin, Minn. | Champlin Park) picked up individual MIAC championships in the 100- and 200-meter dashes at last weekend's MIAC Outdoor Track & Field Championship, making him the first Johnnie since 1982 to win both events in the same meet. The Champlin Park grad also ran the second leg on SJU's first-place 4x100-meter relay team. Arthur is the first Johnnie since Chris Erichsen in 2008 to be named Outstanding Track Athlete for MIAC Men's Outdoor Track & Field.

Petersen (Jr. | Hutchinson, Minn.) won his second straight MIAC championship in the decathlon two weeks ago during the multi-event portion of the MIAC Outdoor Track & Field Championships. The Hutchinson, Minn. native won the 18-competitor event with 6,677 points, good for a 54-point margin of victory and the fifth-best score in NCAA Division III this season. Petersen is the first Johnnie to win MIAC Outdoor Field Athlete of the Year since Eric Buss in 2009. Petersen also won MIAC Outstanding Field Athlete honors for Indoor Track & Field in 2022.

Smith (Sr. | Shoreview, Minn. | Mounds View) won his second consecutive MIAC title in the 400-meter hurdles last weekend. The Mounds View alumnus won the race in 52.32, the second-fastest time in NCAA Division III this season. Smith is the first Bethel recipient of Performance of the Meet honors since Carl Klamm in 2018.

Karger-Gatzow guided the Johnnies to their 13th MIAC Outdoor Track & Field championship in 2022. Under his guidance, SJU won its first outdoor title since 2011 and racked up 16 All-Conference slots to go along with eight individual or relay MIAC titles this season. This is Karger-Gatzow's third MIAC Outdoor Track & Field Coach of the Year honor in seven seasons at Saint John's, having previously won the award in 2016 and 2019.

In addition to the top individual award winners, conference coaches also recognized the 2022 Men's Outdoor Track & Field All-MIAC Sportsmanship team, as well as the 2022 All-Conference individuals and relay teams. Complete results and recaps of the 2022 MIAC Outdoor Track & Field Championships can be found on the [event homepage](#).

2022 MIAC MEN'S OUTDOOR TRACK & FIELD AWARDS

2022 MIAC Men's Outdoor Track & Field Outstanding Track Athlete

Name	Institution	Class	Hometown High School	Previous Selections
Kevin Arthur	Saint John's	Jr.	Champlin, Minn. Champlin Park	--

2022 MIAC Men's Outdoor Track & Field Outstanding Field Athlete

Name	Institution	Class	Hometown High School	Previous Selections
Maguire Petersen	Saint John's	Jr.	Hutchinson, Minn.	--

2022 MIAC Men's Outdoor Track & Field Performance of the Meet

Name	Institution	Class	Hometown High School	Event	Previous Selections
------	-------------	-------	------------------------	-------	---------------------

Joel Smith Bethel Sr. Shoreview, Minn. | Mounds View 400-meter Hurdles --

2022 MIAC Men's Outdoor Track & Field Coach of the Year

Name	Institution	Previous Selections
Jeremy Karger-Gatzow	Saint John's	2016 2019

2022 MIAC Men's Outdoor Track & Field All-Sportsmanship Team

Name	Institution	Class	Hometown High School
Sakariya Hussien	Augsburg	Jr.	Hopkins, Minn.
Joel Smith	Bethel	Sr.	Shoreview, Minn. Mounds View
Bridger Rives	Carleton	Sr.	Skiatook, Okla. Bishop Kelley
Colin Schuller	Concordia	Sr.	Sioux Falls, S.D. Lincoln
Jack DeGonda	Gustavus	Sr.	Stillwater, Minn.
Zach Angstman	Hamline	Sr.	Princeton, Minn.
Justin Veimau	Macalester	So.	Hillsboro, Ore. Catlin Gabel
Jorge Hernandez	Saint John's	Jr.	Le Sueur, Minn. Le Sueur-Henderson
Coleton Strupp	Saint Mary's	Jr.	Holmen, Wis.
Logan Day	St. Olaf	Sr.	Bloomington, Minn. Apple Valley
Calvin Boone	St. Scholastica	So.	St. Paul, Minn. Highland Park

| [2022 MIAC Men's Outdoor Track & Field All-Conference Honorees and Award Winners](#) |

MIAC recognizes top 2022 Women's Outdoor Track & Field performances

Posted: May 19, 2022

BLOOMINGTON, Minn. – The Minnesota Intercollegiate Athletic Conference (MIAC) put the finishing touches on another record-breaking Outdoor Track & Field Championship meet with the announcement of its annual Women's Outdoor Track & Field awards on Thursday.

The top three finishers in each individual event along with each first-place relay team received All-MIAC honors. Individuals that finished 4-6 and relay teams that finished 2-6 received All-Conference Honorable Mention distinction. MIAC track & field coaches also selected individual award recipients for Outstanding Track Athlete, Outstanding Field Athlete, Performance of the Meet, and Coach of the Year.

| [2022 MIAC Women's Outdoor Track & Field All-Conference Honorees and Award Winners](#) |



After winning the first outdoor title in program history, Gustavus swept the individual awards as Gustie junior sprinter **Birgen Nelson** was selected as the Outstanding Track Athlete and earned Performance of the Meet honors for her record-breaking performance in the 100-meter hurdles, while junior thrower **Annika Poe** received Outstanding Field Athlete and head coach **Aaron Lund** was recognized as MIAC Coach of the Year for Women's Outdoor Track & Field.

Nelson (Jr. | Edina, Minn.) won both the 100- and 400-meter hurdle titles at the 2022 MIAC Outdoor Track & Field Championships. Her time of 13.71 in the 100 hurdles is a new program, facility, and conference record, and ranks first in NCAA Division III this season, while her 400-meter hurdles time of 1:00.64 set a new program and facility mark while ranking third in the country this year. Nelson's performance in the 100-meter hurdles was selected by MIAC coaches as the Outstanding Performance of the Meet, while her showing in the 400-meter hurdles came in second place on the ballot. Nelson is the first Gustie to receive MIAC Outstanding Track Athlete honors in women's track & field since Erica Stone won back-to-back honors in 1998 and 1999.

Poe (Jr. | Big Lake, Minn.) won a pair of MIAC titles at the 2022 Outdoor Track & Field Championships, taking home top honors in the shot put and discus. Poe's margin of victory in the discus was more than three meters at 41.44, while her shot put set a new facility record of 14.31 meters - good for seventh-best in NCAA Division III this season. Poe is the third Gustie since 2011 and the second in the last three seasons to receive MIAC Outstanding Field Athlete honors in women's outdoor track & field.

Lund was named MIAC Women's Outdoor Track & Field Coach of the Year for the first time after guiding the Gusties to their first-ever outdoor track & field championship. In Lund's third season at the helm, Gustavus came away with nine individual All-Conference honorees - six of whom earned individual conference titles - along with a pair of conference champion relay squads.

In addition to the top individual award winners, conference coaches also recognized the 2022 Women's Outdoor Track & Field All-MIAC Sportsmanship team, as well as the 2022 All-Conference individuals and relay teams. Complete results and recaps of the 2022 MIAC Outdoor Track & Field Championships can be found on the [event homepage](#).

2022 MIAC WOMEN'S OUTDOOR TRACK & FIELD AWARDS

2022 MIAC Women's Outdoor Track & Field Outstanding Track Athlete

Name	Institution	Class	Hometown High School	Previous Selections
Birgen Nelson	Gustavus	Jr.	Edina, Minn.	--

2022 MIAC Women's Outdoor Track & Field Outstanding Field Athlete

Name	Institution	Class	Hometown High School	Previous Selections
Annika Poe	Gustavus	Jr.	Big Lake, Minn.	--

2022 MIAC Women's Outdoor Track & Field Performance of the Meet

Name	Institution	Class	Hometown High School	Event	Previous Selections
Birgen Nelson	Gustavus	Jr.	Edina, Minn.	100-meter Hurdles	--

2022 MIAC Women's Outdoor Track & Field Coach of the Year

Name	Institution	Previous Selections
Aaron Lund	Gustavus	--

2022 MIAC Women's Outdoor Track & Field All-Sportsmanship Team

Name	Institution	Class	Hometown High School
Jordan Terry	Augsburg	Sr.	Shakopee, Minn.
Jessica Lilland	Bethel	Jr.	Prior Lake, Minn.
Eve Farrell	Carleton	Sr.	Mahtomedi, Minn.
Emily White	Concordia	Sr.	Litchfield, Minn.
Mackinzee Miest	Gustavus	Sr.	Saint James, Minn.
Madison Fiecke	Hamline	Sr.	Winsted, Minn. Howard Lake-Waverly-Winsted
Journey Amundson	Macalester	Jr.	Iron River, Wis. Northwester
Nora Doyle	Saint Benedict	Sr.	Chicago, Ill. Marist
Gabby Bodin	St. Catherine	So.	Minneapolis, Minn. Osseo
Nathalie Freire	Saint Mary's	Sr.	Bloomington, Minn. Jefferson
Seneca Norvell	St. Olaf	Jr.	Minneapolis, Minn. Washburn
Lily Beneke	St. Scholastica	So.	Green Isle, Minn. Sibley East

| [2022 MIAC Women's Outdoor Track & Field All-Conference Honorees and Award Winners](#) |

Women's Tr ▾



WTRACK
05.14 FINAL



MIAC Outdoor Champi...
Saint Mary's



WTRACK
05.19 FINAL



Saint Mary's
UW-L Last Chance Meet



WT
05.:



WOMEN'S TRACK & FIELD

[Questionnaire](#) [Roster](#) [More +](#)



It's official: Swanson headed to NCAAs

5/21/2022 12:15:00 PM



By: DONNY NADEAU, Saint Mary's Sports Information Director | dnadeau@smumn.edu

WINONA, Minn. — In her first outdoor meet of the season,

[Anna Swanson](#) (Osceola, Wis.) delivered what proved to

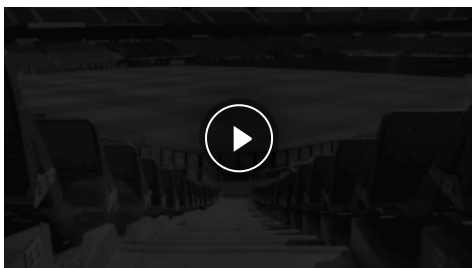
be one of the best javelin throws of the entire 2022 season – a toss of 42.99 meters at the Texas Relays on March 23.

And Friday night, that 42.99-meter mark officially earned the Saint Mary's University junior her second straight invitation to the NCAA Division III Outdoor National Championships, which will take place on May 26-28 at SPIRE Institute in Geneva, Ohio.

Swanson, who defended her javelin crown in the Minnesota Intercollegiate Athletic Conference Championships last Saturday, placed second in last year's national championships — missing out on winning the school's first track and field national title on the last throw of the event. Swanson and the rest of the javelin field will compete on Thursday, May 26 at 2:30 p.m. (EDT).

Swanson enters the competition with the ninth-best throw in Division III this season. Ava Nelson of Pacific Lutheran heads to the national championships with the top mark of the year at 45.74 meters, followed by Chrissy Strickland of George Fox (45.04m), Rebecca Simpson of Buena Vista (44.29m), Isabelle Deal of Ursinus (44.15m), and Gettysburg's Holly Gerrora. Erynn Daubenmire of Westminster is sitting in sixth (44.0m), with Avery Decker of Nebraska Wesleyan (43.68m), Calvin's Kamryn Elgersma (43.45m), Swanson (42.99m), and Jillian Weber of Whittier (42.91m) rounding out the nation's top 10.

Related Videos



05.14.22

[MIAC Outdoor T&F Championships \(Running Events\)](#)

Related Stories

05.14.22

Women's Tr ▾



WTRACK
01.22 / FINAL



Saint Mary's
Twin Ports Open



WTRACK
01.28 / FINAL



Saint Mary's
St. Olaf Quadrangular



WT
02.0



WOMEN'S TRACK & FIELD

[Questionnaire](#) [Roster](#) [More +](#)



Swanson set to make most of NCAA berth

5/23/2022 6:24:00 PM



By: DONNY NADEAU, Saint Mary's Sports Information Director | dnadeau@smumn.edu

WINONA, Minn. — For Saint Mary's University's [*Anna Swanson*](#) (Osceola, Wis.), a second straight appearance in the NCAA Division III Outdoor National Championships is quite an accomplishment unto itself.

But for the Cardinal junior, there's a bit of unfinished business attached to this year's trip to the national championships in Geneva, Ohio.

After all, a year ago — competing in the javelin for the first time on the nation's biggest stage — Swanson came within one throw of being crowned Saint Mary's University track and field's first-ever national champion.

And this time around, Swanson is determined to bring home that elusive title.

"Last year was great — getting to the national championships and coming so close to winning it all was pretty magical," admitted Swanson, who will compete in the javelin on Thursday, beginning at 2:30 p.m. (CDT). "My goal is always to do the best I can, and that hasn't changed — but I'd be lying if I didn't admit that I'm gunning to take that next step, to reach the top of the podium."

If Swanson was feeling any national championship jitters prior to last year's maiden NCAA voyage, she certainly didn't show it — uncorking a school-record throw of 46.65 meters.

Just how good was that throw?

With just Southern Maine's Sophia Slovenski left to throw, Swanson had a strangle-hold on the national title, leading the field by more than three meters. Slovenski, however, saved her best throw for last, delivering a winning throw of 48.21 meters to snatch that coveted national crown away from the Cardinal sophomore.

"Last year I came into the national championships as a bit of an underdog," admitted Swanson. "I wasn't seeded in the top 10 and, to be honest, wasn't really expecting much — I wasn't even thinking about making it to the finals — and then, before you know it, I'm sitting in first place."

Until that final throw, that is.

"It was tough to lose a shot at a national championship that way — on the last throw of the competition — but finishing the year second in the country and an All-American is pretty special.

"When I left (the championships in 2021), I knew if I put the work in, I'd get another shot this year — and I'm definitely going to make the most of it."

Swanson left little doubt that she would be making a return trip to SPIRE institute and the national championships, uncorking a throw of 42.99 meters in her very first competition of the year — the NCAA Division I Texas Relays in Austin, Texas, on March 23.

That mark stood the test of time and easily locked up Swanson's ticket for this week's event.

Not bad for someone who never threw a javelin before the start of last season.

"I toyed with the idea of throwing the javelin during COVID, but never took it seriously until the start of last season," said Swanson, who went from javelin neophyte to All-American in the span of two months. "It just all clicked right from the start."

Swanson enters the competition with the ninth-best throw in Division III this season. Ava Nelson of Pacific Lutheran heads to the national championships with the top mark of the year at 45.74 meters, followed by Chrissy Strickland of George Fox (45.04m), Rebecca Simpson of Buena Vista (44.29m), Isabelle Deal of Ursinus (44.15m), and Gettysburg's Holly Gerrora. Erynn Daubenmire of Westminster is sitting in sixth (44.0m), with Avery Decker of Nebraska Wesleyan (43.68m), Calvin's Kamryn Elgersma (43.45m), Swanson (42.99m), and Jillian Weber of Whittier (42.91m) rounding out the nation's top 10.

Thanks in part to appearances at the Texas Relays and the Drake Relays — both events dominated by NCAA Division I competitors — Swanson enters her final competition as a Cardinal brimming with confidence.

"Texas and Drake were huge meets," said Swanson. "I was competing against some of the best Division I athletes in the country — and I was holding my own. That has really helped my confidence."

Swanson admits that closing out her Saint Mary's career as the program's first-ever track and field national champion would be the perfect storybook ending, but it's not the end-all, be-all.

Performing at her best is.

"Being a national champion would be amazing," Swanson said. "But to be honest, my goal is to beat my mark from last year — to throw farther than my 46-meter throw from last year is my ultimate goal.

"Whether or not that mark is going to be enough to win it all, remains to be seen."

Women's Tr ▾



WTRACK
01.22 / FINAL



Saint Mary's
Twin Ports Open



WTRACK
01.28 / FINAL



Saint Mary's
St. Olaf Quadrangular



WT
02.0



WOMEN'S TRACK & FIELD

[Questionnaire](#) [Roster](#) [More +](#)



Swanson placed 18th at NCAA Outdoor

5/26/2022 5:06:00 PM



By: **DONNY NADEAU**, Saint Mary's Sports Information Director | dnadeau@smumn.edu

GENEVA, Ohio — A year after recording a school record-setting throw of 46.65 meters in placing second at least year's national championships — the highest individual

[GAMEDAY PREVIEW](#)

[NCAA JAVELIN \(PDF\)](#)

finish in program history — Saint Mary's University's reigning All-American [Anna Swanson](#) (Osceola, Wis.) was hoping for a repeat performance Thursday afternoon.

Unfortunately, Swanson's second straight NCAA Division III Outdoor National Championships didn't end quite the way she had hoped.

Needing a mark of more than 38.50 meters in her final preliminary throw to qualify for the finals, Swanson came up short, managing a mark of 35.84 meters to finish 18th overall.

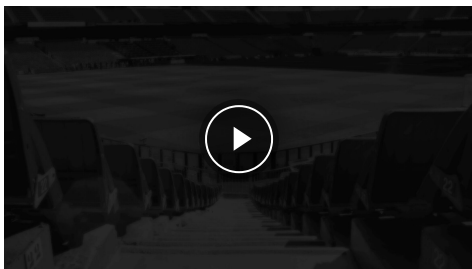
Swanson, owner of the nation's ninth-longest throw heading into the national championships — a throw of 42.99 meters at the Texas Relays on March 24 — was the seventh competitor in the second flight Thursday afternoon. And by the time she delivered her initial attempt, five of the first six throws of the flight had cracked the 40-meter barrier.

In other words, it was an uphill climb from start-to-finish for the Cardinal superstar.

Swanson posted a throw of 33.94 in her first try and fouled in her second, before closing out her championships with her best throw of the afternoon, a mark of 35.84.

Ava Nelson of Pacific Lutheran won the javelin national title with a throw of 45.94 meters, followed by Chrissy Strickland of George Fox (44.6m) and Rebecca Simpson of Buena Vista (44.19m).

Related Videos



05.14.22

[MIAC Outdoor T&F Championships \(Running Events\)](#)

Related Stories

05.23.22

[Swanson set to make most of NCAA berth](#)



NCAA Division III Outdoor Track & Field Championships

5/26 - 05/28/22

SPIRE Institute - Geneva, OH

ICON KEY: + NWC ✓ AARTFC 🏴 ECAC DIII + IC4A/ECAC

Women's Javelin

PL	NAME	YEAR	TEAM	MARK	CONV	SC
1.	Nelson, Ava	JR-3	Pacific Lutheran	45.94m +	150' 9"	10
45.94m FOUL 44.19m 43.12m 45.70m 42.37m						
2.	Strickland, Chrissy	JR-3	George Fox	44.66m +	146' 6"	8
44.66m 44.35m 38.58m FOUL 43.60m 43.68m						
3.	Simpson, Rebecca	SR-4	Buena Vista	44.19m	145' 0"	6
44.19m 40.57m FOUL 42.15m 41.79m 40.25m						
4.	Ferrara, Holly	SO-2	Gettysburg	43.07m	141' 4"	5
43.07m 35.40m 37.67m 42.34m 36.92m 41.02m						
5.	Elgersma, Kamryn	JR-3	Calvin	42.40m	139' 1"	4
40.34m 40.58m 42.40m 39.08m 40.47m 40.18m						
6.	Deal, Isabelle	JR-3	Ursinus	41.76m ✓	137' 0"	3
40.62m FOUL 40.16m FOUL 38.61m 41.76m						
7.	Decker, Avery	SO-2	Nebraska Wesleyan	41.45m	136' 0"	2
39.09m 35.62m 38.91m 38.14m 41.45m FOUL						
8.	Murillo, Amanda	JR-3	TCNJ	41.30m ✓ +	135' 6"	1
FOUL FOUL 38.88m 41.30m 38.92m 39.76m						

PL	NAME	YEAR	TEAM	MARK	CONV	SC
9.	Ladin, Faith	SO-2	North Central (Ill.)	40.49m	132' 10"	-
	40.49m	36.34m	38.06m	FOUL	36.40m	39.83m
10.	Weber, Jillian	JR-3	Whittier	38.82m	127' 4"	-
	FOUL	33.28m	38.82m			
11.	Miller, Erin	SO-2	Elizabethtown	38.57m ✓	126' 6"	-
	32.73m	38.57m	37.59m			
12.	Callaway, Kaitlyn	JR-3	Hardin-Simmons	38.33m	125' 9"	-
	FOUL	38.33m	37.95m			
13.	Schucker, Jordan	FR-1	Dickinson	37.81m	124' 0"	-
	37.23m	36.82m	37.81m			
14.	Corwin, Ellena	SO-2	George Fox	37.46m +	122' 11"	-
	33.80m	37.46m	33.71m			
15.	Swartout, Samantha	JR-3	Puget Sound	37.30m +	122' 4"	-
	36.96m	FOUL	37.30m			
16.	Bobinski, Madeline	SR-4	Concordia Univ. Chicago	36.19m	118' 9"	-
	36.19m	FOUL	31.92m			
17.	Heuler, Rebecca	FR-1	SUNY Delhi	36.15m ✓	118' 7"	-
	36.15m	32.59m	34.45m			
18.	Swanson, Anna	JR-3	Saint Mary's (Minn.)	35.84m	117' 7"	-
	33.94m	FOUL	35.84m			
19.	Daubenmire, Erynn	JR-3	Westminster (Pa.)	34.65m 🇺🇸	113' 8"	-
	34.65m	32.79m	FOUL			
20.	Sanderson, Riley	SR-4	Worcester State	33.39m	109' 6"	-
	FOUL	33.39m	29.58m			
21.	VandenHoek, Brecken	SO-2	George Fox	31.23m	102' 5"	-

PL	NAME	YEAR	TEAM	MARK	CONV	SC
	31.23m	FOUL	FOUL			
22.	Jacobs, Brenna	JR-3	Wartburg	31.02m	101' 9"	-
	27.76m	30.54m	31.02m			

Javelin Flight 1

PL	NAME	YEAR	TEAM	MARK
9.	Ladin, Faith	SO-2	North Central (Ill.)	40.49m
11.	Miller, Erin	SO-2	Elizabethtown	38.57m ✓
12.	Callaway, Kaitlyn	JR-3	Hardin-Simmons	38.33m
13.	Schucker, Jordan	FR-1	Dickinson	37.81m
14.	Corwin, Ellena	SO-2	George Fox	37.46m +
15.	Swartout, Samantha	JR-3	Puget Sound	37.30m +
16.	Bobinski, Madeline	SR-4	Concordia Univ. Chicago	36.19m
17.	Heuler, Rebecca	FR-1	SUNY Delhi	36.15m ✓
20.	Sanderson, Riley	SR-4	Worcester State	33.39m
21.	VandenHoek, Brecken	SO-2	George Fox	31.23m
22.	Jacobs, Brenna	JR-3	Wartburg	31.02m

Javelin Flight 2

PL	NAME	YEAR	TEAM	MARK
1.	Nelson, Ava	JR-3	Pacific Lutheran	45.94m +
2.	Strickland, Chrissy	JR-3	George Fox	44.66m +
3.	Simpson, Rebecca	SR-4	Buena Vista	44.19m
4.	Ferrara, Holly	SO-2	Gettysburg	43.07m
5.	Elgersma, Kamryn	JR-3	Calvin	42.40m
6.	Deal, Isabelle	JR-3	Ursinus	41.76m ✓
7.	Decker, Avery	SO-2	Nebraska Wesleyan	41.45m
8.	Murillo, Amanda	JR-3	TCNJ	41.30m ✓ +
10.	Weber, Jillian	JR-3	Whittier	38.82m
18.	Swanson, Anna	JR-3	Saint Mary's (Minn.)	35.84m

