

# PAST SUGAR BOWL INFORMATION

Teams	Final	AP Pre/Post Ranking#	Pre-Game Records	Attendance/ Kickoff	Payout/ TV/Rating
<b>1/1/1935</b>					
Tulane (Ted Cox)	20	13-8	9-1-0	28,000	\$55,600
Temple (Warner)	14	3-9	7-0-2	1:30 p.m.	
<b>1/1/1936</b>					
TCU (Meyer)*	3	4-1	11-1-0	35,000	\$59,588
LSU (Moore)	2	1-3	9-1-0	1:30 p.m.	
<b>1/1/1937</b>					
Santa Clara (Shaw)	21	6	7-1-0	38,483	\$76,072
LSU (Moore)*	14	2	9-0-1	1:30 p.m.	
<b>1/1/1938</b>					
Santa Clara (Shaw)	6	9	8-0-0	40,000	\$87,986
LSU (Moore)*	0	8	9-0-1	1:15 p.m.	
<b>1/2/1939</b>					
TCU (Meyer)	15	1	10-0-0	44,308	\$132,824
*Carnegie Mellon (Kern)	7	6	7-1-0	1:15 p.m.	
<b>1/1/1940</b>					
Texas A&M (Norton)	14	1	10-0-0	73,000	\$134,526
Tulane (Dawson)	13	5	8-0-1	1:15 p.m.	
<b>1/1/1941</b>					
Boston College (Leahy)	19	5	10-0-0	68,486	\$142,150
Tennessee (Neyland)	13	4	10-0-0	1:15 p.m.	
<b>1/1/1942</b>					
Fordham (Crowley)	2	6	7-1-0	68,154	\$115,118
Missouri (Faurot)	0	7	8-1-0	1:15 p.m.	
<b>1/1/1943</b>					
Tennessee (Barnhill)	14	7	8-1-1	58,361	\$98,956
Tulsa (Frnka)	7	4	10-0-1	2:30 p.m.	
<b>1/1/1944</b>					
Georgia Tech (Alexander)	20	13	7-3-0	69,134	\$98,956
Tulsa (Frnka)	18	15	6-0-1	2:50 p.m.	
<b>1/1/1945</b>					
Duke (Cameron)	29	11	6-3-0	66,822	\$126,896
Alabama (Thomas)	26	NR	5-1-2	2 p.m.	
<b>1/1/1946</b>					
Okl. A&M (Lookabaugh)	33	5	8-0-0	75,000	\$132,072
St. Mary's (Phelan)	13	7	7-1-0	2 p.m.	
<b>1/1/1947</b>					
Georgia (Butts)	20	3	10-0-0	68,936	\$139,406
North Carolina (Snaveley)	10	9	8-1-1	2 p.m.	
<b>1/1/1948</b>					
Texas (Cherry)	27	5	9-1-0	73,000	\$167,104
Alabama (Drew)	7	6	8-2-0	1:45 p.m.	
<b>1/1/1949</b>					
Oklahoma (Wilkinson)	14	5	9-1-0	80,383	\$206,162
North Carolina (Snaveley)	6	3	9-0-1	1:45 p.m.	
<b>1/2/1950</b>					
Oklahoma (Wilkinson)	35	2	10-0-0	82,000	\$238,084
LSU (Tinsley)	0	9	8-2-0	1:45 p.m.	
<b>1/1/1951</b>					
Kentucky (Bryant)	13	7	10-1-0	80,206	\$238,428
Oklahoma (Wilkinson)*	7	1	10-0-0	1:45 p.m.	
<b>1/1/1952</b>					
Maryland (Tatum)	28	3	9-0-0	80,187	\$252,464
Tennessee (Neyland)*	13	1	10-0-0	1:45 p.m.	SB Delay
<b>1/1/1953</b>					
Georgia Tech (Dodd)*	24	2	11-0-0	80,205	\$257,260
Ole Miss (Vaught)	7	7	8-0-2	2 p.m.	DuMont
<b>1/1/1954</b>					
Georgia Tech (Dodd)*	42	8	8-2-1	71,666	\$289,338
West Virginia (Lewis)	19	10	8-1-0	1 p.m.	Para., ABC
<b>1/1/1955</b>					
Navy (Erdelatz)	21	5	7-2-0	80,190	\$320,000
Ole Miss (Vaught)	0	6	9-1-0	1 p.m.	Para., ABC
<b>1/2/1956</b>					
Georgia Tech (Dodd)	7	7	8-1-1	76,535	\$304,000
Pittsburgh (Michelsen)	0	11	7-3-0	1 p.m.	ABC
<b>1/1/1957</b>					
Baylor (Boyd)	13	11	8-2-0	78,084	\$310,984
Tennessee (Wyatt)	7	2	10-0-0	1 p.m.	ABC
<b>1/1/1958</b>					
Ole Miss (Vaught)	39	7	8-1-1	77,484	\$320,006
Texas (Royal)	7	11	6-3-1	1 p.m.	ABC

Teams	Final	AP Pre/Post Ranking#	Pre-Game Records	Attendance/ Kickoff	Payout/ TV/Rating
<b>1/1/1959</b>					
LSU (Dietzel)	7	1	10-0-0	80,331	\$320,006
Clemson (Howard)	0	12	8-2-0	1 p.m.	NBC
<b>1/1/1960</b>					
Ole Miss (Vaught)	21	2	9-1-0	81,141	\$330,000
LSU (Dietzel)*	0	3	9-1-0	1 p.m.	NBC
<b>1/2/1961</b>					
Ole Miss (Vaught)*	14	2	9-0-1	82,851	\$330,058
Rice (Neely)	6	20	7-3-0	1 p.m.	NBC
<b>1/1/1962</b>					
Alabama (Bryant)	10	1	10-0-0	82,910	\$340,000
Arkansas (Broyles)	3	9	8-2-0	1 p.m.	NBC
<b>1/1/1963</b>					
Ole Miss (Vaught)	17	3	9-0-0	82,900	\$350,000
Arkansas (Broyles)	13	6	9-1-0	1 p.m.	NBC
<b>1/1/1964</b>					
Alabama (Bryant)	12	8	8-2-0	80,785	\$340,000
Ole Miss (Vaught)*	7	7	7-0-2	1:07 p.m.	NBC
<b>1/1/1965</b>					
LSU (McClendon)	13	7	7-2-1	65,000	\$280,000
Syracuse (Schwartzwalder)	10	NR	7-3-0	1 p.m.	NBC
<b>1/1/1966</b>					
Missouri (Devine)	20	6	7-2-1	67,421	\$382,000
Florida (Graves)	18	NR	7-3-0	1 p.m.	NBC
<b>1/2/1967</b>					
Alabama (Bryant)*	34	3	11-0-0	82,000	\$472,000
Nebraska (Devaney)	7	6	9-1-0	1:09 p.m.	NBC
<b>1/1/1968</b>					
LSU (McClendon)	20	NR	6-3-1	78,963	\$430,000
Wyoming (Eaton)	13	6	10-0-0	1:02 p.m.	NBC
<b>1/1/1969</b>					
Arkansas (Broyles)	16	9-6	9-1-0	82,113	\$480,000
Georgia (Dooley)	2	4-8	8-0-2	1:02 p.m.	NBC
<b>1/1/1970</b>					
Ole Miss (Vaught)	27	13-8	7-3-0	82,500	\$698,792
Arkansas (Broyles)	22	3-7	9-1-0	12:45 p.m.	ABC
<b>1/1/1971</b>					
Tennessee (Battle)	34	4-4	10-1-0	78,685	\$659,568
Air Force (Martin)	13	11-16	9-2-0	Noon	ABC
<b>1/1/1972</b>					
Oklahoma (Fairbanks)	40	3-2	10-1-0	84,031	\$742,878
Auburn (Jordan)	22	5-12	9-1-0	11:07 a.m.	ABC
<b>12/31/1972</b>					
Oklahoma (Fairbanks)	14	2-2	10-1-0	80,123	n/a
Penn State (Paterno)	0	5-10	10-1-0	8:09 p.m.	ABC
<b>12/31/1973</b>					
Notre Dame (Parseghian)	24	3-1	10-0-0	85,161	\$900,412
Alabama (Bryant)	23	1-4	11-0-0	7:19 p.m.	ABC/25.3
<b>12/31/1974</b>					
Nebraska (Osborne)	13	8-9	8-3-0	67,890	\$961,112
Florida (Dickey)	10	18-15	7-3-0	7:12 p.m.	ABC
<b>12/31/1975</b>					
Alabama (Bryant)	13	4-3	10-1-0	75,212	\$1,000,000
Penn State (Paterno)	6	10-10	9-2-0	6:30 p.m.	ABC
<b>1/1/1977</b>					
Pittsburgh (Majors)	27	1-1	11-0-0	76,117	\$1,801,600
Georgia (Dooley)	3	4-10	10-1-0	11 a.m.	ABC
<b>1/2/1978</b>					
Alabama (Bryant)	35	3-2	10-1-0	76,811	\$1,867,164
Ohio State (Hayes)	6	9-10	9-2-0	1:10 p.m.	ABC
<b>1/1/1979</b>					
Alabama (Bryant)*	14	2-1	10-1-0	76,824	\$1,950,218
Penn State (Paterno)	7	1-4	11-0-0	1:14 p.m.	ABC/21.7
<b>1/1/1980</b>					
Alabama (Bryant)*	24	1-1	11-0-0	77,486	\$2,011,166
Arkansas (Holtz)	9	6-8	10-1-0	1:10 p.m.	ABC
<b>1/1/1981</b>					
Georgia (Dooley)	17	1-1	11-0-0	77,895	\$2,143,608
Notre Dame (Devine)	10	7-9	9-1-1	1:15 p.m.	ABC/23.3
<b>1/1/1982</b>					
Pittsburgh (Sherrill)	24	8-4	10-1-0	77,224	\$2,642,000
Georgia (Dooley)*	20	2-6	10-1-0	7:10 p.m.	ABC

# PAST SUGAR BOWL INFORMATION

Teams	Final	AP Pre/Post Ranking (BCS)#	Pre-Game Records	Attendance/ Kickoff	Payout/ TV/Rating
<b>1/1/1983</b>					
Penn State (Paterno)*	27	2-1	10-1-0	78,124	\$3,600,000
Georgia (Dooley)	23	1-4	11-0-0	7:25 p.m.	ABC/24.4
<b>1/2/1984</b>					
Auburn (Dye)	9	3-3	10-1-0	77,893	\$3,600,000
Michigan (Schembechler)	7	8-10	9-2-0	7:14 p.m.	ABC
<b>1/1/1985</b>					
Nebraska (Osborne)*	28	5-4	9-2-0	75,608	\$4,560,000
LSU (Arnsparger)	10	11-15	8-2-1	7:09 p.m.	ABC
<b>1/1/1986</b>					
Tennessee (Majors)	35	8-4	8-1-2	77,423	\$4,560,000
Miami (Johnson)	7	2-9	10-1-0	7:10 p.m.	ABC
<b>1/1/1987</b>					
Nebraska (Osborne)	30	6-5	9-2-0	76,234	\$5,100,000
LSU (Arnsparger)	15	5-10	9-2-0	2:40 p.m.	ABC
<b>1/1/1988</b>					
Syracuse (MacPherson)	16	4-4	11-0-0	76,495	\$5,400,000
Auburn (Dye)	16	6-7	9-1-2	2:40 p.m.	ABC
<b>1/2/1989</b>					
Florida State (Bowden)*	13	4-3	10-1-0	75,098	\$6,000,000
Auburn (Dye)	7	7-8	10-1-0	7:45 p.m.	ABC
<b>1/1/1990</b>					
Miami (Erickson)*	33	2-1	10-1-0	77,452	\$6,500,000
Alabama (Curry)	25	7-9	10-1-0	7:51 p.m.	ABC
<b>1/1/1991</b>					
Tennessee (Majors)	23	10-8	8-2-2	75,132	\$7,100,000
Virginia (Welsh)	22	NR-23	8-3-0	7:56 p.m.	ABC
<b>1/1/1992</b>					
Notre Dame (Holtz)	39	18-13	9-3-0	76,447	\$7,400,000
Florida (Spurrier)	28	3-7	10-1-0	7:48 p.m.	ABC
<b>1/1/1993</b>					
Alabama (Stallings)	34	2-1	12-0-0	76,789	\$8,300,000
Miami (Erickson)	13	1-3	11-0-0	7:30 p.m.	ABC/18.2
<b>1/1/1994</b>					
Florida (Spurrier)	41	8-5	10-2-0	75,437	\$8,387,000
West Virginia (Nehlen)	7	3-7	11-0-0	7:30 p.m.	ABC
<b>1/2/1995</b>					
Florida State (Bowden)*	23	7-4	9-1-1	76,224	\$8,900,000
Florida (Spurrier)	17	5-7	10-1-1	7:50 p.m.	ABC
<b>12/31/1995</b>					
Virginia Tech (Beamer)	28	13-10	9-2	70,283	\$15.65 mil.
Texas (Mackovic)	10	9-14	10-1-1	6:10 p.m.	ABC
<b>1/2/1997</b>					
Florida (Spurrier)	52	3-1	11-1	78,344	\$16.85 mil.
Florida State (Bowden)	20	1-3	11-0	7:20 p.m.	ABC
<b>1/1/1998</b>					
Florida State (Bowden)	31	5-4	11-1	67,289	\$15.65 mil.
Ohio State (Cooper)	14	9-9	10-3	7:36 p.m.	ABC
<b>1/1/1999</b>					
Ohio State (Cooper)	24	3-2 (4)	10-1	76,503	\$25 mil.
Texas A&M (Slocum)	14	8-11 (6)	11-2	7:36 p.m.	ABC/11.5
<b>1/4/2000 - BCS Championship</b>					
Florida State (Bowden)	46	1-1 (1)	11-0	79,280	\$26 mil.
Virginia Tech (Beamer)	29	2-2 (2)	11-0	7:16 p.m.	ABC/17.5
<b>1/2/2001</b>					
Miami (Davis)	37	2-2 (3)	10-1	64,407	\$26 mil.
Florida (Spurrier)	20	7-10 (7)	10-2	7:09 p.m.	ABC/13.0
<b>1/1/2002</b>					
LSU (Saban)	47	12-7 (13)	9-3	77,688	\$26 mil.
Illinois (Turner)	34	7-12 (8)	10-1	7:45 p.m.	ABC/8.6
<b>1/1/2003</b>					
Georgia (Richt)	26	4-3 (3)	12-1	74,269	\$26 mil.
Florida State (Bowden)	13	16-21 (14)	9-4	7:40 p.m.	ABC/9.2
<b>1/4/2004 - BCS Championship</b>					
LSU (Saban)	21	2-2 (2)	12-1	79,342	BCS
Oklahoma (Stoops)	14	3-3 (1)	12-1	7:06 p.m.	ABC/14.8
<b>1/3/2005</b>					
Virginia Tech (Beamer)	13	9-10 (8)	10-2	77,349	BCS
Auburn (Tuberville)	16	3-2 (3)	12-0	7:06 p.m.	ABC/9.5
<b>1/2/2006 (Atlanta, Ga.)</b>					
West Virginia (Rodriguez)	38	11-5 (11)	10-1	74,458	BCS
Georgia (Richt)	35	8-10 (7)	10-2	8:51 p.m.	ABC/9.0

Teams	Final	AP Pre/Post Ranking (BCS)#	Pre-Game Records	Attendance/ Kickoff	Payout/ TV/Rating%
<b>1/3/2007</b>					
LSU (Miles)	41	4-3 (4)	10-2	77,781	BCS
Notre Dame (Weis)	14	11-17 (11)	10-2	7:31 p.m.	FOX/9.0
<b>1/1/2008</b>					
Georgia (Richt)	41	4-2 (5)	10-2	74,383	BCS
Hawai'i (Jones)	10	10-19 (10)	12-0	7:50 p.m.	FOX/7.0
<b>1/7/2008 - Allstate BCS Championship (stand-alone, non-Sugar Bowl)</b>					
LSU (Miles)	38	2-1 (2)	11-2	79,651	BCS
Ohio State (Tressel)	24	1-5 (1)	11-1	7:23 p.m.	FOX/14.4
<b>1/2/2009</b>					
Utah (Whittingham)	31	7-2 (6)	12-0	71,872	BCS
Alabama (Saban)	17	4-6 (4)	12-1	7:18 p.m.	FOX/7.8
<b>1/1/2010</b>					
Cincinnati (Quinn)	24	3-8 (3)	12-0	65,207	BCS
Florida (Meyer)*	51	5-3 (5)	12-1	7:45 p.m.	FOX/8.5
<b>1/4/2011</b>					
Ohio State (Tressel)&	31	6-5 (6)	11-1	73,879	BCS
Arkansas (Petrino)	26	8-12 (8)	10-2	7:38 p.m.	ESPN/8.2
<b>1/3/2012</b>					
Michigan (Hoke)	23	13-12 (13)	11-1	64,512	BCS
Virginia Tech (Beamer)	20	17-21 (11)	11-2	7:30 p.m.	ESPN/6.1
<b>1/9/2012 - Allstate BCS Championship (stand-alone, non-Sugar Bowl)</b>					
Alabama (Saban)	21	2-1 (2)	11-1	78,237	BCS
LSU (Miles)	0	1-2 (1)	13-0	7:30 p.m.	ESPN/14.0
<b>1/2/2013</b>					
Louisville (Strong)	33	21-13 (21)	10-2	54,178	BCS
Florida (Muschamp)	23	3-9 (3)	11-1	7:30 p.m.	ESPN/6.2
<b>1/2/2014</b>					
Oklahoma (Stoops)	45	11-6 (11)	10-2	70,473	BCS
Alabama (Saban)	31	3-7 (3)	11-1	7:32 p.m.	ESPN/9.3
<b>1/1/2015 - College Football Playoff Semifinal at the Allstate Sugar Bowl</b>					
Ohio State (Meyer)	42	5-1 (4)	12-1	74,682	CFP
Alabama (Saban)	35	1-4 (1)	12-1	8 p.m.	ESPN/28.527m
<b>1/1/2016</b>					
Oklahoma State (Gundy)	20	16-20 (13)	10-2	72,117	CFP
Ole Miss (Freeze)	48	12-10 (16)	9-3	7:40 p.m.	ESPN/9.068m
<b>1/2/2017</b>					
Auburn (Malzahn)	19	17-24 (14)	8-4	54,077	CFP
Oklahoma (Stoops)	35	7-5 (7)	10-2	7:50 p.m.	ESPN/9.713m
<b>1/1/2018 - College Football Playoff Semifinal at the Allstate Sugar Bowl</b>					
Alabama (Saban)	24	4-1 (4)	11-1	72,360	CFP
Clemson (Swinney)*	6	1-4 (1)	12-1	8:00 p.m.	ESPN/21.473m
<b>1/1/2019</b>					
Texas (Herman)	28	14-9 (16)	9-4	71,449	CFP
Georgia (Smart)	21	6-7 (5)	11-2	7:50 p.m.	ESPN/13.298m
<b>1/1/2020</b>					
Georgia (Smart)	26	5-4 (5)	11-2	55,211	CFP
Baylor (Rhule)	14	8-13 (7)	11-2	8:00 p.m.	ESPN/10.88m
<b>1/1/2021 - College Football Playoff Semifinal at the Allstate Sugar Bowl</b>					
Ohio State (Day)	49	3-2 (3)	6-0	3,000	CFP
Clemson (Swinney)	28	2-3 (2)	10-1	7:20 p.m.	ESPN/19.1m
<b>1/1/2022</b>					
Baylor (Aranda)	21	6-5 (6)	11-2	66,479	CFP
Ole Miss (Kiffin)	7	8-11 (8)	10-2	8:00 p.m.	ESPN/9.8m
<b>12/31/2022</b>					
Alabama (Saban)	45	5-5 (5)	11-2	60,437	CFP
Kansas State (Klieman)	20	11-14 (9)	10-4	11:10 a.m.	ESPN/9.175m

# Pre-Game and Post-Game Rankings from the Associated Press (Final CFP Ranking which is released prior to the bowl season - was BCS Ranking from 1999-2014).

\* Defending national champion.

& Ohio State's participation was later vacated.

BCS and CFP Payouts determined by a formula.

% Total viewers replaced rating for CFP era.

# SUGAR BOWL SCHOOL APPEARANCES

School	Games	Record	School	Games	Record	School	Games	Record	School	Games	Record
Air Force	1	0-1	Florida State	6	4-2	Michigan	2	1-1	Rice	1	0-1
1/1/71, lost to Tennessee, 34-13			1/2/89, def. Auburn, 13-7			1/2/84, lost to Auburn, 9-7			1/2/61, lost to Ole Miss, 14-6		
Alabama	17	10-7	1/2/95, def. Florida, 23-17			1/3/12, def. Virginia Tech, 23-20			St. Mary's	1	0-1
1/1/45, lost to Duke, 29-26			1/2/97, lost to Florida, 52-20			Ole Miss	10	6-4	1/1/46, lost to Okla. A&M, 33-13		
1/1/48, lost to Texas, 27-7			1/1/98, def. Ohio State, 31-14			1/1/53, lost to Georgia Tech, 24-7			Santa Clara	2	2-0
1/1/62, def. Arkansas, 10-3			1/4/00, def. Virginia Tech, 46-29			1/1/55, lost to Navy, 21-0			1/1/37, def. LSU, 21-14		
1/1/64, def. Ole Miss, 12-7			1/1/03, lost to Georgia, 26-13			1/1/58, def. Texas, 39-7			1/1/38, def. LSU, 6-0		
1/2/67, def. Nebraska, 34-7			Fordham	1	1-0	1/1/60, def. LSU, 21-0			Syracuse	2	0-1-1
12/31/73, lost to Notre Dame, 24-23			1/1/42, def. Missouri, 2-0			1/2/61, def. Rice, 14-6			1/1/65, lost to LSU, 13-10		
12/31/75, def. Penn State, 13-6			Georgia	11	5-6	1/1/63, def. Arkansas, 17-13			1/1/88, tied Auburn, 16-16		
1/2/78, def. Ohio State, 35-6			1/1/47, def. North Carolina, 20-10			1/1/64, lost to Alabama, 12-7			TCU	2	2-0
1/1/79, def. Penn State, 14-7			1/1/69, lost to Arkansas, 16-2			1/1/70, def. Arkansas, 27-22			1/1/36, def. LSU, 3-2		
1/1/80, def. Arkansas, 24-9			1/1/77, lost to Pittsburgh, 27-3			1/1/16, def. Oklahoma State, 48-20			1/2/39, def. Carnegie Mellon, 15-7		
1/1/90, lost to Miami, 33-25			1/1/81, def. Notre Dame, 17-10			1/1/22, lost to Baylor, 21-7			Temple	1	0-1
1/1/93, def. Miami, 34-13			1/1/82, lost to Pittsburgh, 24-20			Missouri	2	1-1	1/1/35, lost to Tulane, 20-14		
1/2/09, lost to Utah, 31-17			1/1/83, lost to Penn State, 27-23			1/1/42, lost to Fordham, 2-0			Tennessee	7	4-3
1/2/14, lost to Oklahoma, 45-31			1/1/03, def. Florida State, 26-13			1/1/66, def. Florida, 20-18			1/1/41, lost to Boston College, 19-13		
1/1/15, lost to Ohio State, 42-35			1/2/06, lost to West Virginia, 38-35			Navy	1	1-0	1/1/43, def. Tulsa, 14-7		
1/1/18, def. Clemson, 24-6			1/1/08, def. Hawaii, 41-10			1/1/55, def. Ole Miss, 21-0			1/1/52, lost to Maryland, 28-13		
12/31/22, def. Kansas State, 45-20			1/1/19, lost to Texas, 28-21			Nebraska	4	3-1	1/1/57, lost to Baylor, 13-7		
Arkansas	6	1-5	1/1/20, def. Baylor, 26-14			1/2/67, lost to Alabama, 34-7			1/1/71, def. Air Force, 34-13		
1/1/62, lost to Alabama, 10-3			Georgia Tech	4	4-0	12/31/74, def. Florida, 13-10			1/1/86, def. Miami, 35-7		
1/1/63, lost to Ole Miss, 17-13			1/1/44, def. Tulsa, 20-18			1/1/85, def. LSU, 28-10			1/1/91, def. Virginia, 23-22		
1/1/69, def. Georgia, 16-2			1/1/53, def. Ole Miss, 24-7			1/1/87, def. LSU, 30-15			Texas	4	2-2
1/1/70, lost to Ole Miss, 27-22			1/1/54, def. West Virginia, 42-19			North Carolina	2	0-2	1/1/48, def. Alabama, 27-7		
1/1/80, lost to Alabama, 24-9			1/2/56, def. Pittsburgh, 7-0			1/1/47, lost to Georgia, 20-10			1/1/58, lost to Ole Miss, 39-7		
1/4/11, lost to Ohio State, 31-26&			Hawai'i	1	0-1	1/1/49, lost to Oklahoma, 14-6			12/31/95, lost to Va. Tech, 28-10		
Auburn	6	2-3-1	1/1/08, lost to Georgia, 41-10			Notre Dame	4	2-2	1/1/19, def. Georgia, 28-21		
1/1/72, lost to Oklahoma, 40-22			Illinois	1	0-1	12/31/73, def. Alabama, 24-23			Texas A&M	2	1-1
1/2/84, def. Michigan, 9-7			1/1/02, lost to LSU, 47-34			1/1/81, lost to Georgia, 17-10			1/1/40, def. Tulane, 14-13		
1/1/88, tied Syracuse, 16-16			Kansas State	1	0-1	1/1/92, def. Florida, 39-28			1/1/99, lost to Ohio State, 24-14		
1/2/89, lost to Florida State, 13-7			12/31/22, lost to Alabama, 45-20			1/3/07, lost to LSU, 41-14			Tulane	2	1-1
1/3/05, def. Virginia Tech, 16-13			Kentucky	1	1-0	Ohio State	6&	4-2	1/1/35, def. Temple, 20-14		
1/2/17, lost to Oklahoma, 35-19			1/1/51, def. Oklahoma, 13-7			1/2/78, lost to Alabama, 35-6			1/1/40, lost to Texas A&M, 14-13		
Baylor	3	2-1	LSU	13	6-7	1/1/98, lost to Florida State, 31-14			Tulsa	2	0-2
1/1/57, def. Tennessee, 13-7			1/1/36, lost to TCU, 3-2			1/1/99, def. Texas A&M, 24-14			1/1/43, lost to Tennessee, 14-7		
1/1/20, lost to Georgia, 26-14			1/1/37, lost to Santa Clara, 21-14			1/4/11, def. Arkansas, 31-26&			1/1/44, lost to Georgia Tech, 20-18		
1/1/22, def. Ole Miss, 21-7			1/1/38, lost to Santa Clara, 6-0			1/1/15, def. Alabama, 42-35			Utah	1	1-0
Boston College	2	1-1	1/2/50, lost to Oklahoma, 35-0			1/1/21, def. Clemson, 49-28			1/2/09, def. Alabama, 31-17		
1/1/41, def. Tennessee, 19-13			1/1/59, def. Clemson, 7-0			Oklahoma	8	6-2	Virginia	1	0-1
*Carnegie Mellon	1	0-1	1/1/60, lost to Ole Miss, 21-0			1/1/49, def. North Carolina, 14-6			1/1/91, lost to Tennessee, 23-22		
1/2/39, lost to TCU, 15-7			1/1/65, def. Syracuse, 13-10			1/2/50, def. LSU, 35-0			Virginia Tech	4	1-3
Cincinnati	1	0-1	1/1/68, def. Wyoming, 20-13			1/1/51, lost to Kentucky, 13-7			12/31/95, def. Texas, 28-10		
1/1/10, lost to Florida, 51-24			1/1/85, lost to Nebraska, 28-10			1/1/72, def. Auburn, 40-22			1/4/00, lost to Florida State, 46-29		
Clemson	3	0-3	1/1/87, lost to Nebraska, 30-15			12/31/72, def. Penn State, 14-0			1/3/05, lost to Auburn, 16-13		
1/1/59, lost to LSU, 7-0			1/1/02, def. Illinois, 47-34			1/4/04, lost to LSU, 21-14			1/3/12, lost to Michigan, 23-20		
1/1/18, lost to Alabama, 24-6			1/4/04, def. Oklahoma, 21-14			1/2/14, def. Alabama, 45-31			West Virginia	3	1-2
1/1/21, lost to Ohio State, 49-28			1/3/07, def. Notre Dame, 41-14			1/2/17, def. Auburn, 35-19			1/1/54, lost to Georgia Tech, 42-19		
Duke	1	1-0	Louisville	1	1-0	**Oklahoma State	2	1-1	1/1/94, lost to Florida, 41-7		
1/1/45, def. Alabama, 29-26			1/2/13, def. Florida, 33-23			1/1/46, def. St. Mary's, 33-13			1/2/06, def. Georgia, 38-35		
Florida	9	3-6	Maryland	1	1-0	1/1/16, lost to Ole Miss, 48-20			Wyoming	1	0-1
1/1/66, lost to Missouri, 20-18			1/1/52, def. Tennessee, 28-13			Penn State	4	1-3	1/1/68, lost to LSU, 20-13		
12/31/74, lost to Nebraska, 13-10			Miami	4	2-2	12/31/72, lost to Oklahoma, 14-0			*Previously Carnegie Tech		
1/1/92, lost to Notre Dame, 39-28			1/1/86, lost to Tennessee, 35-7			12/31/75, lost to Alabama, 13-6			**Previously Oklahoma A&M		
1/1/94, def. West Virginia, 41-7			1/1/90, def. Alabama, 33-25			1/1/79, lost to Alabama, 14-7			& Ohio State participation in 2011		
1/2/95, lost to Florida State, 23-17			1/1/93, lost to Alabama, 34-13			1/1/83, def. Georgia, 27-23			game vacated (official record is 3-2)		
1/2/97, def. Florida State, 52-20			1/2/01, def. Florida, 37-20			Pittsburgh	3	2-1			
1/2/01, lost to Miami, 37-20						1/2/56, lost to Georgia Tech, 7-0					
1/1/10, def. Cincinnati, 51-24						1/1/77, def. Georgia, 27-3					
1/2/13, lost to Louisville, 33-23						1/1/82, def. Georgia, 24-20					

# SUGAR BOWL COACHES

Coach	Year(s)	Record	School(s)
Bill Alexander*	1944	1-0	Georgia Tech
Dave Aranda	2022	1-0	Baylor
Bill Arnsparger	1985, 87	0-2	LSU
John Barnhill	1943	1-0	Tennessee
Bill Battle	1971	1-0	Tennessee
Frank Beamer*	1995, 00, 05, 12	1-3	Virginia Tech
Sam Boyd	1957	1-0	Baylor
Frank Broyles*	1962, 63, 69, 70	1-3	Arkansas
Paul "Bear" Bryant*	1951	1-0	Kentucky
	1962, 64, 67, 73, 75, 78, 79, 80	7-1	Alabama
Bobby Bowden*	1989, 95, 97, 98, 00, 03	4-2	Florida State
Wally Butts*	1947	1-0	Georgia
Eddie Cameron#	1945	1-0	Duke
J. Blair Cherry	1948	1-0	Texas
Ted Cox	1935	1-0	Tulane
John Cooper*	1998, 99	1-1	Ohio State
Jim Crowley#	1942	1-0	Fordham
Bill Curry	1990	0-1	Alabama
Red Dawson	1940	0-1	Tulane
Bob Devaney*	1967	0-1	Nebraska
Butch Davis	2001	1-0	Miami
Ryan Day	2021	1-0	Ohio State
Dan Devine*	1966	0-1	Missouri
	1981	1-0	Notre Dame
Doug Dickey*	1974	0-1	Florida
Paul Dietzel	1959, 60	1-1	LSU
Bobby Dodd*	1953, 54, 56	3-0	Georgia Tech
Vince Dooley*	1969, 77, 81, 82, 83	1-4	Georgia
Red Drew	1948	0-1	Alabama
Pat Dye*	1984, 88, 89	1-1-1	Auburn
Lloyd Eaton	1968	0-1	Wyoming
Eddie Erdelatz	1955	1-0	Navy
Dennis Erickson*	1990, 93	1-1	Miami
Chuck Fairbanks	1972, 72 (Dec. 31)	2-0	Oklahoma
Don Faurot*	1942	0-1	Missouri
Hugh Freeze	2016	1-0	Ole Miss
Henry Frnka	1943, 44	0-2	Tulsa
Mike Gundy	2016	0-1	Oklahoma State
Ray Graves*	1966	0-1	Florida
Woody Hayes*	1978	0-1	Ohio State
Tom Herman	2019	1-0	Texas
Brady Hoke	2012	1-0	Michigan
Lou Holtz*	1980	0-1	Arkansas
	1992	1-0	Notre Dame
Frank Howard*	1959	0-1	Clemson
Jimmy Johnson*	1986	0-1	Miami
June Jones	2008	0-1	Hawai'i
Ralph "Shug" Jordan*	1972	0-1	Auburn
Lane Kiffin	2022	0-1	Ole Miss
Bill Kern	1939	0-1	@Carnegie Mellon
Chris Klieman	2022 (Dec. 31)	0-1	Kansas State
Frank Leahy*	1941	1-0	Boston College
Art Lewis	1954	0-1	West Virginia
Jim Lookabaugh	1946	1-0	%Oklahoma State
John Mackovic	1995	0-1	Texas
Dick MacPherson*	1988	0-0-1	Syracuse
Johnny Majors#	1977	1-0	Pittsburgh
	1986, 91	2-0	Tennessee
Gus Malzahn	2017	0-1	Auburn

Coach	Year(s)	Record	School(s)
Ben Martin	1971	0-1	Air Force
Charlie McClendon*	1965, 68	2-0	LSU
Dutch Meyer*	1936, 39	2-0	TCU
Urban Meyer	2010	1-0	Florida
	2015	1-0	Ohio State
John Michelosen	1956	0-1	Pittsburgh
Les Miles	2007	1-0	LSU
Bernie Moore*	1936, 37, 38	0-3	LSU
Will Muschamp	2013	0-1	Florida
Jess Neely*	1961	0-1	Rice
Don Nehlen*	1994	0-1	West Virginia
Bob Neyland*	1941, 52	0-2	Tennessee
Homer Norton*	1940	1-0	Texas A&M
Tom Osborne*	1974, 85, 87	3-0	Nebraska
Ara Parseghian*	1973	1-0	Notre Dame
Joe Paterno*	1972, 75, 79, 83	1-3	Penn State
Bobby Petrino	2011	0-1	Arkansas
Jim Phelan*	1946	0-1	St. Mary's
Jeff Quinn	2010	0-1	Cincinnati
Matt Rhule	2020	0-1	Baylor
Mark Richt*	2003, 06, 08	2-1	Georgia
Rich Rodriguez	2006	1-0	West Virginia
Darrell Royal*	1958	0-1	Texas
Nick Saban	2002, 04	2-0	LSU
	2009, 14, 15, 18, 22 (Dec. 31)	2-3	Alabama
Bo Schembechler*	1984	0-1	Michigan
Ben Schwartzwalder*	1965	0-1	Syracuse
Buck Shaw*	1937, 38	2-0	Santa Clara
Jackie Sherrill	1982	1-0	Pittsburgh
R.C. Slocum*	1999	0-1	Texas A&M
Kirby Smart	2019, 20	1-1	Georgia
Carl Snaveley*	1947, 49	0-2	North Carolina
Steve Spurrier*#	1992, 94, 95, 97, 01	2-3	Florida
Gene Stallings*	1993	1-0	Alabama
Dabo Swinney	2018/21	0-2	Clemson
Bob Stoops*	2004, 14, 17	2-1	Oklahoma
Charlie Strong	2013	1-0	Louisville
Jim Tatum*	1952	1-0	Maryland
Frank Thomas*	1945	0-1	Alabama
Gaynell Tinsley#	1950	0-1	LSU
Jim Tressel*&	2011	1-0	Ohio State
Tommy Tuberville	2005	1-0	Auburn
Ron Turner	2002	0-1	Illinois
Johnny Vaught*	1953, 55, 58, 60, 61, 63, 64, 70	5-3	Ole Miss
Pop Warner*	1935	0-1	Temple
Charlie Weis	2007	0-1	Notre Dame
George Welsh*	1991	0-1	Virginia
Kyle Whittingham	2008	1-0	Utah
Bud Wilkinson*	1949, 50, 51	2-1	Oklahoma
Bowden Wyatt*	1957	0-1	Tennessee

\* - College Football Hall of Fame coaches (50)

# - College Football Hall of Fame players who coached in the Sugar Bowl (5)

@ - Then Carnegie Tech

% - Then Oklahoma A&M

& Ohio State participation in 2011 game vacated (official Tressel record is 0-0)

# SUGAR BOWL COACHES



Baylor's Matt Rhule (left) and Kirby Smart from Georgia chat prior to their press conference in advance of the 2020 Allstate Sugar Bowl.



Clemson head coach Frank Howard congratulates LSU head coach Paul Dietzel at the after-party for the 1959 Sugar Bowl.



Hall of Fame coach Johnny Vaught directed Ole Miss to eight Sugar Bowl appearances, including a 1961 National Championship.



Frank Broyles not only played and coached in the Sugar Bowl, but he also broadcasted eight Sugar Bowls as an analyst for ABC.



## SUGAR BOWL COACHES BY VICTORIES

Coach	Year(s)	School(s)	Record
Paul "Bear" Bryant	1951, 62, 64, 67, 73, 75, 78, 79, 80	Kentucky/Alabama	8-1
Johnny Vaught	1953, 55, 58, 60, 61, 63, 64, 70	Ole Miss	5-3
Bobby Bowden	1989, 95, 97, 98, 00, 03	Florida State	4-2
Nick Saban	2002, 04, 09, 14, 15, 18, 22	LSU/Alabama	4-3
Bobby Dodd	1953, 54, 56	Georgia Tech	3-0
Johnny Majors	1977, 86, 91	Pitt/Tennessee	3-0
Tom Osborne	1974, 85, 87	Nebraska	3-0

## SUGAR BOWL COACHES BY APPEARANCES

Coach	Year(s)	School(s)	Record
Paul "Bear" Bryant	1951, 62, 64, 67, 73, 75, 78, 79, 80	Kentucky/Alabama	8-1
Johnny Vaught	1953, 55, 58, 60, 61, 63, 64, 70	Ole Miss	5-3
Nick Saban	2002, 04, 09, 14, 15, 18	LSU/Alabama	4-3
Bobby Bowden	1989, 95, 97, 98, 00, 03	Florida State	4-2
Vince Dooley	1969, 77, 81, 82, 83	Georgia	1-4
Steve Spurrier	1992, 94, 95, 97, 01	Florida	2-3
Frank Beamer	1995, 00, 05, 12	Virginia Tech	1-3
Joe Paterno	1972, 75, 79, 83	Penn State	1-3

## SUGAR BOWL COACHES BY AGE (YOUNGEST)

Coach, School	Sugar Bowl	DOB	Age
Bill Battle, Tennessee	1/1/71	12/8/41	29 years, 24 days
Ted Cox, Tulane	1/1/35	6/30/03	31 years, 185 days
Bill Kern, Carnegie Mellon	1/2/39	9/2/06	32 years, 122 days
Frank Leahy, Boston College	1/1/41	8/27/08	32 years, 127 days
Red Dawson, Tulane	1/1/40	12/20/06	33 years, 12 days
Darrell Royal, Texas	1/1/58	7/6/24	33 years, 178 days
Paul Dietzel, LSU	1/1/59	9/5/24	34 years, 118 days
Gaynell Tinsley, LSU	1/2/50	1/1/15	35 years, 1 day
Paul Dietzel, LSU	1/1/60	9/5/24	35 years, 118 days
Frank Broyles, Arkansas	1/1/62	12/26/24	37 years, 6 days

## PLAYER-COACHES


Ten different Sugar Bowl players have come back to New Orleans as head coaches in the Sugar Bowl.

Name	Player	Coach
Gaynell Tinsley	1936, 1937 (LSU)	1950 (LSU)
Frank Broyles	1944 (Georgia Tech)	1962, 1963, 1969, 1970 (Arkansas)
Darrell Royal	1949, 1950 (Oklahoma)	1958 (Texas)
George Welsh	1955 (Navy)	1991 (Virginia)
Johnny Majors	1956 (Tennessee)	1977 (Pitt), 1986, 1991 (Tennessee)
Bill Battle	1962 (Alabama)	1971 (Tennessee)
Jimmy Johnson	1963 (Arkansas)	1986 (Miami)
Jackie Sherrill	1964 (Alabama)	1982 (Pitt)
Steve Spurrier	1966 (Florida)	1992, 1994, 1995, 1997, 2001 (Florida)
Dabo Swinney	1993 (Alabama)	2018, 2021 (Clemson)

# MILLER-DIGBY AWARD-WINNERS

Since 1948, the Sugar Bowl has honored the most outstanding player in each game, using votes of the sportswriters and sportscasters covering the game. The award was established initially as a memorial to Warren V. Miller, the first president of the Bowl. In 1959, the name of the trophy was changed to the Miller-Digby Memorial Trophy, following the death of Fred J. Digby, one of the founders and the first general manager of the Bowl.

## MILLER-DIGBY AWARD WINNERS - MVP of the Sugar Bowl



Jake Gibbs



Ken Stabler



Brian Johnson



Tim Tebow




Teddy Bridgewater



Ezekiel Elliott



Jalen Hurts



Sam Ehlinger



Tuf Borland




Justin Fields

YEAR	PLAYER	SCHOOL	POSITION	YEAR	PLAYER	SCHOOL	POSITION
1948	Bobby Layne	Texas	QB	1989	Sammie Smith	Florida State	TB
1949	Jack Mitchell	Oklahoma	QB	1990	Craig Erickson	Miami	QB
1950	Leon Heath	Oklahoma	FB	1991	Andy Kelly	Tennessee	QB
1951	Walt Yowarsky	Kentucky	T	1992	Jerome Bettis	Notre Dame	FB
1952	Ed Modzelewski	Maryland	FB	1993	Derrick Lassic	Alabama	HB
1953	Leon Hardeman	Georgia Tech	HB	1994	Errict Rhett	Florida	TB
1954	Pepper Rodgers	Georgia Tech	QB	1995	Warrick Dunn	Florida State	TB
1955	Joe Gattuso	Navy	FB	1995	Bryan Still	Virginia Tech	FL
1956	Franklin Brooks	Georgia Tech	G	1997	Danny Wuerffel	Florida	QB
1957	Delbert Shofner	Baylor	HB	1998	E.G. Green	Florida State	WR
1958	Raymond Brown	Ole Miss	QB	1999	David Boston	Ohio State	WR
1959	Billy Cannon	LSU	HB	2000	Peter Warrick	Florida State	WR
1960	Bobby Franklin	Ole Miss	QB	2001	Ken Dorsey	Miami	QB
1961	Jake Gibbs	Ole Miss	QB	2002	Rohan Davey	LSU	QB
1962	Mike Fracchia	Alabama	FB	2003	Musa Smith	Georgia	RB
1963	Glynn Griffing	Ole Miss	QB	2004	Justin Vincent	LSU	RB
1964	Tim Davis	Alabama	PK	2005	Jason Campbell	Auburn	QB
1965	Doug Moreau	LSU	FL	2006	Steve Slaton	West Virginia	TB
1966	Steve Spurrier	Florida	QB	2007	JaMarcus Russell	LSU	QB
1967	Kenny Stabler	Alabama	QB	2008	Marcus Howard	Georgia	DE
1968	Glenn Smith	LSU	HB	2009	Brian Johnson	Utah	QB
1969	Chuck Dicus	Arkansas	FL	2010	Tim Tebow	Florida	QB
1970	Archie Manning	Ole Miss	QB	2011	Terrelle Pryor	Ohio State	QB
1971	Bobby Scott	Tennessee	QB	2012	Junior Hemingway	Michigan	WR
1972	Jack Mildren	Oklahoma	QB	2013	Teddy Bridgewater	Louisville	QB
1972	Tinker Owens	Oklahoma	FL	2014	Trevor Knight	Oklahoma	QB
1973	Tom Clements	Notre Dame	QB	2015*	Ezekiel Elliott (off.)	Ohio State	RB
1974	Tony Davis	Nebraska	FB		Darron Lee (def.)	Ohio State	LB
1975	Richard Todd	Alabama	QB	2016	Chad Kelly	Ole Miss	QB
1977	Matt Cavanaugh	Pittsburgh	QB	2017	Baker Mayfield	Oklahoma	QB
1978	Jeff Rutledge	Alabama	QB	2018*	Jalen Hurts (off.)	Alabama	QB
1979	Barry Krauss	Alabama	LB		Da'Ron Payne (def.)	Alabama	NT
1980	Major Ogilvie	Alabama	RB	2019	Sam Ehlinger	Texas	QB
1981	Herschel Walker	Georgia	TB	2020	George Pickens	Georgia	WR
1982	Dan Marino	Pittsburgh	QB	2021*	Justin Fields (off.)	Ohio State	QB
1983	Todd Blackledge	Penn State	QB		Tuf Borland (def.)	Ohio State	LB
1984	Bo Jackson	Auburn	TB	2022	Terrel Bernard	Baylor	LB
1985	Craig Sundberg	Nebraska	QB	2022	Bryce Young	Alabama	QB
1986	Daryl Dickey	Tennessee	QB				
1987	Steve Taylor	Nebraska	QB				
1988	Don McPherson	Syracuse	QB				

\* College Football Playoff policies require an offensive and a defensive MVP for Playoff Semifinals.

# COLLEGE FOOTBALL HALL OF FAME PLAYERS



Bruce Bosley



Billy Cannon

Since the establishment of the Sugar Bowl in 1935, the New Orleans classic has featured 153 future members of the College Football Hall of Fame (102 players, 52 coaches#). From the most recent class of Hall of Fame inductees (2023), the Sugar Bowl added Miami offensive lineman Bryant MNckinnie (Sugar Bowl 2001) and Florida quarterback Tim Tebow (Sugar Bowl 2010) as well as Georgia coach Mark Richt (2003, 2006, 2008). The first class of College Football Hall of Fame inductees was selected in 1951. That inaugural class included 54 legends and pioneers of the game like Walter Camp, Jim Thorpe, Red Grange, Amos Alonzo Stagg and Knute Rockne. Today more than 900 legendary players and coaches from NCAA Division I-A, I-AA, II, III and the NAIA are enshrined in the Hall.

To see the Hall of Fame coaches in the game, please turn to page 63.


# - Steve Spurrier, who both played and coached in the Sugar Bowl, has been inducted into the Hall of Fame as a player and coach.



Jimbo Covert



Glenn Dorsey




E.J. Junior




Marty Lyons



Don McPherson



Johnny Roland



Vinny Testaverde



Ricky Williams

## COLLEGE FOOTBALL HALL OF FAMERS IN THE SUGAR BOWL

Aldrich, Ki	TCU	1939	Maryland, Russell	Miami	1990
Alworth, Lance	Arkansas	1962	McKinnie, Bryant	Miami	2001
Baugh, Sammy	TCU	1936	McPherson, Don	Syracuse	1988
Beagle, Ron	Navy	1955	Meylan, Wayne	Nebraska	1967
Beasley, Terry	Auburn	1972	Mickal, Abe	LSU	1936
Blades, Bennie	Miami	1986	Modzelewski, Dick	Maryland	1952
Bosley, Bruce	West Virginia	1954	Moore, Corey	Virginia Tech	2000
Brahane, Tom	Oklahoma	1972, 1972 (Dec)	Morgan, Dan	Miami	2001
Brooks, Derrick	Florida State	1995	Morris, George	Georgia Tech	1953
Browner, Ross	Notre Dame	1973 (Dec)	Morris, Larry	Georgia Tech	1952, 1953
Butler, Kevin	Georgia	1982, 1983	Neighbors, Billy	Alabama	1962
Cannon, Billy	LSU	1959, 1960	Newsome, Ozzie	Alabama	1975, 1978
Cappelletti, John	Penn State	1972 (Dec)	Nguyen, Dat	Texas A&M	1999
Casper, Dave	Notre Dame	1973 (Dec)	O'Brien, Davey	TCU	1939
Caveness, Ronnie	Arkansas	1963	O'Rourke, Charlie	Boston College	1941
Chandler, Wes	Florida	1974	Owens, Jim	Oklahoma	1949, 1950
Cousineau, Tom	Ohio State	1978	Parilli, Babe	Kentucky	1951
Covert, Jimbo	Pittsburgh	1982	Pollack, David	Georgia	2003
Dicus, Chuck	Arkansas	1969, 1970	Pruitt, Greg	Oklahoma	1972, 1972
Dobbs, Glenn	Tulsa	1943	Rauch, John	Georgia	1947
Dorney, Keith	Penn State	1975 (Dec)	Reed, Ed	Miami	2001
Dorsett, Tony	Pittsburgh	1977	Rocker, Tracy	Auburn	1988, 1989
Dorsey, Glenn	LSU	2007	Roland, Johnny	Missouri	1966
Falaschi, Nello	Santa Clara	1937	Sanders, Deion	Florida State	1989
Fenimore, Bob	Oklahoma State	1946	Scarpath, Jack	Maryland	1952
Flowers, Charlie	Ole Miss	1958, 1960	Scott, Jake	Georgia	1969
Fralic, Bill	Pittsburgh	1982	Selmon, Lee Roy	Oklahoma	1972 (Dec)
Gain, Bob	Kentucky	1951	Shoate, Rod	Oklahoma	1972 (Dec)
Gibbs, Jake	Ole Miss	1960, 1961	Simons, Monk	Tulane	1935
Gilmer, Harry	Alabama	1945, 1948	Smith, Billy Ray	Arkansas	1980
Gladchuck, Chet	Boston College	1941	Spurrier, Steve	Florida	1966
Glass, Bill	Baylor	1957	Stanfill, Bill	Georgia	1969
Goodreault, Gene	Boston College	1941	Sullivan, Pat	Auburn	1972
Hoage, Terry	Georgia	1981, 1982, 1983	Taylor, Aaron	Notre Dame	1992
Holovak, Mike	Boston College	1941	Tebow, Tim	Florida	2010
Huff, Sam	West Virginia	1954	Testaverde, Vinny	Miami	1986
Jackson, Bo	Auburn	1984	Tinsley, Gus	LSU	1936, 1937
Jenkins, Darold	Missouri	1942	Torretta, Gino	Miami	1993
Jones, Stan	Maryland	1952	Vessels, Billy	Oklahoma	1951
Jordan, Lee Roy	Alabama	1962	Walker, Herschel	Georgia	1981, 1982, 1983
Junior, E.J.	Alabama	1978, 1979, 1980	Ward, Bob	Maryland	1952
Justice, Charlie	N. Carolina	1947	Warner, Curt	Penn State	1983
Kavanaugh, Ken	LSU	1938	Washington, Joe	Oklahoma	1972 (Dec)
Kerr, George	Boston College	1941	Weatherall, Jim	Oklahoma	1949, 1950, 1951
Kimbrough, John	Texas A&M	1940	Wedemeyer, Herman	St. Mary's	1946
Layne, Bobby	Texas	1948	Weiner, Art	N. Carolina	1947, 1949
Lester, Darrell	TCU	1936	Williams, Ricky	Texas	1995 (Dec.)
Little, Floyd	Syracuse	1965	Woerner, Scott	Georgia	1981
Lowe, Woodrow	Alabama	1973, 1975	Wuerffel, Danny	Florida	1995, 1997
Lyons, Marty	Alabama	1975, 1978, 1979			
Mancha, Vaughn	Alabama	1945, 1948			
Manning, Archie	Ole Miss	1970			
Marino, Dan	Pittsburgh	1982			

(Dec) - indicates Sugar Bowl was played in December of that year.

# CONFERENCE CHAMPS IN THE SUGAR BOWL

Year	School	Conference	Result	Year	School	Conference	Result
1935	Tulane	SEC	Def. Temple, 20-14	1985	Nebraska	Big Eight	Def. LSU, 28-10
1936	LSU	SEC	Lost to TCU, 3-2	1986	Tennessee	SEC	Def. Miami, 35-7
1937	LSU	SEC	Lost to Santa Clara, 21-14	1987	LSU	SEC	Lost to Nebraska, 30-15
1939	TCU	Southwest	Def. Carnegie Tech, 15-7	1988	Auburn	SEC	Tied Syracuse, 16-16
1940	Tulane	SEC	Lost to Texas A&M, 14-13	1989	Auburn	SEC	Lost to Florida State, 13-7
1940	Texas A&M	Southwest	Def. Tulane, 14-13	1990	Alabama	SEC	Lost to Miami, 33-25
1941	Tennessee	SEC	Lost to Boston College, 19-13	1991	Tennessee	SEC	Def. Virginia, 23-22
1942	Missouri	Big Eight	Lost to Fordham, 2-0	1992	Florida	SEC	Lost to Notre Dame, 39-28
1943	Tulsa	Missouri Valley	Lost to Tennessee, 14-7	1993	Alabama	SEC	Def. Miami, 34-13
1944	Georgia Tech	SEC	Def. Tulsa, 20-18	1994	Florida	SEC	Def. West Virginia, 41-7
1944	Tulsa	Missouri Valley	Lost to Georgia Tech, 20-18	1994	West Virginia	Big East	Lost to Florida, 41-7
1945	Duke	Southern	Def. Alabama, 29-26	1995(J)	Florida	SEC	Lost to Florida State, 23-17
1946	Oklahoma A&M	Missouri Valley	Def. St. Mary's, 33-13	1995(J)	Florida State	ACC	Def. Florida, 23-17
1947	Georgia	SEC	Def. North Carolina, 20-10	1995(D)	Texas	Southwest	Lost to Virginia Tech, 28-10
1947	North Carolina	Southern	Lost to Georgia, 20-10	1995(D)	Virginia Tech	Big East	Def. Texas, 28-10
1950	Oklahoma	Big Seven	Def. LSU, 35-0	1997	Florida	SEC	Def. Florida State, 52-20
1951	Kentucky	SEC	Def. Oklahoma, 13-7	1997	Florida State	ACC	Lost to Florida, 52-20
1951	Oklahoma	Big Seven	Lost to Kentucky, 13-7	1998	Florida State	ACC	Def. Ohio State, 31-14
1952	Tennessee	SEC	Lost to Maryland, 28-13	1999	Ohio State	Big Ten	Def. Texas A&M, 24-14
1952	Maryland	Southern	Def. Tennessee, 28-13	1999	Texas A&M	Big 12	Lost to Ohio State, 24-14
1953	Georgia Tech	SEC	Def. Ole Miss, 24-7	2000	Virginia Tech	Big East	Lost to Florida State, 46-29
1954	West Virginia	Southern	Lost to Georgia Tech, 42-19	2000	Florida State	ACC	Def. Virginia Tech, 46-29
1955	Ole Miss	SEC	Lost to Navy, 21-0	2001	Florida	SEC	Lost to Miami, 37-20
1957	Tennessee	SEC	Lost to Baylor, 13-7	2001	Miami	Big East	Def. Florida, 37-20
1959	LSU	SEC	Def. Clemson, 7-0	2002	LSU	SEC	Def. Illinois, 47-34
1959	Clemson	ACC	Lost to LSU, 7-0	2002	Illinois	Big Ten	Lost to Illinois, 47-24
1961	Ole Miss	SEC	Def. Rice, 14-6	2003	Georgia	SEC	Def. Florida State, 26-13
1962	Alabama	SEC	Def. Arkansas, 10-3	2003	Florida State	ACC	Lost to Georgia, 26-13
1963	Ole Miss	SEC	Def. Arkansas, 17-13	2004	LSU	SEC	Def. Oklahoma, 21-14
1964	Ole Miss	SEC	Lost to Alabama, 12-7	2004	Oklahoma	Big 12	Lost to LSU, 21-14
1967	Alabama	SEC	Def. Nebraska, 34-7	2005	Auburn	SEC	Def. Virginia Tech, 16-13
1967	Nebraska	Big Eight	Lost to Alabama, 34-7	2005	Virginia Tech	ACC	Lost to Auburn, 16-13
1969	Georgia	SEC	Lost to Arkansas, 16-2	2006	Georgia	SEC	Lost to West Virginia, 38-35
1969	Arkansas	Southwest	Def. Georgia, 16-2	2006	West Virginia	Big East	Def. Georgia, 38-35
1972	Oklahoma	Big Eight	Def. Penn State, 14-0	2008	Hawai'i	WAC	Lost to Georgia, 41-10
1973	Alabama	SEC	Lost to Notre Dame, 24-23	2009	Utah	Mountain West	Def. Alabama, 31-17
1975	Alabama	SEC	Def. Penn State, 13-6	2010	Cincinnati	Big East	Lost to Florida, 51-24
1977	Georgia	SEC	Lost to Pittsburgh, 27-3	2013	Louisville	Big East	Def. Florida, 33-23
1978	Alabama	SEC	Def. Ohio State, 35-6	2015	Alabama	SEC	Lost to Ohio State, 42-35
1978	Ohio State	Big Ten	Lost to Alabama, 35-6	2015	Ohio State	Big Ten	Def. Alabama, 42-35
1979	Alabama	SEC	Def. Penn State, 14-7	2017	Oklahoma	Big 12	Def. Auburn, 35-19
1980	Alabama	SEC	Def. Arkansas, 24-9	2018	Clemson	ACC	Lost to Alabama, 24-6
1980	Arkansas	Southwest	Lost to Alabama, 24-9	2021	Ohio State	Big Ten	Def. Clemson, 49-28
1981	Georgia	SEC	Def. Notre Dame, 17-10	2021	Clemson	ACC	Lost to Ohio State, 49-28
1982	Georgia	SEC	Lost to Pittsburgh, 24-20	2022	Baylor	Big 12	Def. Ole Miss, 21-7
1983	Georgia	SEC	Lost to Penn State, 27-23	2022	Kansas State	Big 12	Lost to Alabama, 45-20
1984	Auburn	SEC	Def. Michigan, 9-7				



The 2012 Louisville Cardinals were the 85th conference champion (won or shared title) to play in the Sugar Bowl. In addition, the Bowl has hosted 28 national champions in New Orleans (see Inside Front Cover for teams).



# ALLSTATE SUGAR BOWL HALL OF FAME

The idea of a New Year's Day football classic in New Orleans was first presented in 1927 by Colonel James M. Thomson, publisher of the *New Orleans Item*, and sports editor Fred Digby. Digby continued to push the concept, convinced that football had a future and New Orleans should be a prominent part of it.

Finally, on January 1, 1935, the inaugural Sugar Bowl Classic kicked off with a proud Digby in attendance. While there was considerable doubt in the potential for the event, the teams in that first game, Tulane and Temple, were both paid nearly double their guarantees.


Since that first Classic, the Sugar Bowl has hosted 89 more games. Over its storied history, 52 Hall of Fame coaches have stalked the sidelines of the Sugar Bowl, while 103 College Football Hall of Fame players and 21 Heisman Trophy winners have shown their skills in the New Orleans event. Throughout history, Sugar Bowl fans have had the opportunity to experience the brilliance of 29 national championship teams.

The Sugar Bowl has always treasured its rich history, taking great pride in the quality of play the game has presented over the years. In the spring of 2017, a group of Sugar Bowl Committee members formulated the plan that established an official Sugar Bowl Hall of Fame.


Forty-four Sugar Bowl participants have been inducted into the official Sugar Bowl Hall of Fame since its inception (not including the 2023 class).



**Sammy Baugh**  
TCU  
1936




**Jerome Bettis**  
Notre Dame  
1992




**Todd Blackledge**  
Penn State  
1983



**Bobby Bowden**  
Florida State  
Six Sugar Bowls




**Raymond Brown**  
Ole Miss  
1958




**Frank Broyles**  
Georgia Tech/Arkansas  
Five Sugar Bowls



**Bear Bryant**  
Kentucky/Alabama  
Nine Sugar Bowls




**Jimbo Covert**  
Pittsburgh  
1982



**Tony Davis**  
Nebraska  
1974




**Chuck Dicus**  
Arkansas  
1969, 1970



**Bobby Dodd**  
Georgia Tech  
1953, 1954, 1956




**Vince Dooley**  
Georgia  
Five Sugar Bowls



**Tony Dorsett**  
Pittsburgh  
1977




**Warrick Dunn**  
Florida State  
1995, 1997



**Jake Gibbs**  
Ole Miss  
1960, 1961




**Bobby Grier**  
Pittsburgh  
1956




**Glynn Griffing**  
Ole Miss  
1963



**Bo Jackson**  
Auburn  
1984




**Bobby Layne**  
Texas  
1948




**Woodrow Lowe**  
Alabama  
1973, 1975



**Johnny Majors**  
Tennessee/Pitt  
Four Sugar Bowls



**Archie Manning**  
Ole Miss  
1970




**Dan Marino**  
Pittsburgh  
1982




**Abe Mickal**  
LSU  
1936

# ALLSTATE SUGAR BOWL HALL OF FAME




*Bill Montgomery*  
Arkansas  
1969, 1970




*Doug Moreau*  
LSU  
1965




*Davey O'Brien*  
TCU  
1939




*Major Ogilvie*  
Alabama  
1978, 1979, 1980




*Tinker Owens*  
Oklahoma  
1972




*Pepper Rodgers*  
Georgia Tech  
1953, 1954




*Darrell Royal*  
Oklahoma/Texas  
1949, 1950, 1958



*Deion Sanders*  
Florida State  
1989



*Bobby Scott*  
Tennessee  
1971




*Del Shofner*  
Baylor  
1957




*Claude Simons*  
Tulane  
1935




*Steve Slaton*  
West Virginia  
2006



*Steve Spurrier*  
Florida  
Six Sugar Bowls



*Gene Stallings*  
Alabama  
1993



*Charley Trippi*  
Georgia  
1947




*Johnny Vaught*  
Ole Miss  
Eight Sugar Bowls



*Herschel Walker*  
Georgia  
1981, 1982, 1983



*Peter Warrick*  
Florida State  
2000



*Scott Woerner*  
Georgia  
1981



*Walt Yowarsky*  
Kentucky  
1951

# YEAR-BY-YEAR SUGAR BOWL STATISTICS

Year	Teams	Score	First Downs	Rushing Plays	Rushing Yards	Passes Attempted	Passes Completed	Had Intercepted	Passing Yards	Total Offense	Punts/Avg	Fumbles/ Lost	Penalties/ Yards
2022	Alabama	45	17	33	175	22	15	0	321	496	5/38.4	0/0	5/45
	Kansas State	20	18	39	191	35	18	2	210	401	5/42.0	1/0	6/40
2022	Baylor	21	12	41	279	17	7	1	40	319	6/36.0	0/0	5/55
	Ole Miss	7	20	54	138	35	17	3	184	322	5/47.6	0/0	7/49
2021	Ohio State	49	26	44	254	28	22	1	385	639	4/47.3	1/0	9/95
	Clemson	28	23	22	44	48	33	1	400	444	5/47.4	3/1	3/20
2020	Georgia	26	19	40	130	30	20	0	250	380	7/42.1	0/0	6/82
	Baylor	14	21	28	61	50	28	2	234	295	7/49.1	2/1	10/90
2019	Texas	28	20	49	178	28	20	0	177	355	5/41.4	1/0	6/60
	Georgia	21	20	30	72	34	20	1	212	284	5/37.6	2/1	3/35
2018	Alabama	24	16	42	141	24	16	0	120	261	6/35.5	1/1	2/10
	Clemson	6	14	33	64	37	18	2	124	188	7/39.3	0/0	4/29
2017	Auburn	19	22	46	185	27	13	1	154	339	5/49.2	0/0	6/63
	Oklahoma	35	28	43	228	28	19	0	296	524	3/45.7	2/0	10/100
2016	Oklahoma State	20	20	30	63	45	27	0	303	366	7/38.1	2/1	7/77
	Ole Miss	48	28	37	207	35	22	1	347	554	4/45.8	1/0	5/75
2015	Ohio State	42	23	42	281	36	19	1	256	537	6/46.5	2/1	4/24
	Alabama	35	21	34	170	36	22	3	237	407	7/55.0	0/0	4/36
2014	Oklahoma	45	24	30	81	44	32	1	348	429	6/42.3	1/0	11/95
	Alabama	31	20	35	129	30	19	2	387	516	4/43.5	3/3	6/45
2013	Louisville	33	23	36	70	32	20	1	266	336	1/39.0	2/0	2/25
	Florida	23	17	30	111	29	16	2	175	286	4/41.2	1/1	9/98
2012	Michigan	23	12	30	56	22	10	1	128	184	5/36.2	2/0	4/26
	Virginia Tech	20	22	48	163	28	19	1	214	377	1/36.0	1/1	7/68
2011	Ohio State*	31	20	45	225	25	14	0	221	446	5/31.2	2/0	2/15
	Arkansas	26	23	31	125	47	24	1	277	402	7/43.7	3/0	6/48
2010	Cincinnati	24	19	23	76	45	27	0	170	246	6/42.2	1/0	3/40
	Florida	51	28	34	177	36	31	0	482	659	1/44.0	0/0	12/90
2009	Utah	31	22	24	13	41	27	0	336	349	6/45.2	3/1	10/91
	Alabama	17	15	33	31	30	18	2	177	208	4/41.5	1/1	7/67
2008	Hawaii	10	20	18	-5	57	35	4	311	306	3/34.0	2/2	11/90
	Georgia	41	19	40	159	27	14	1	175	334	3/48.3	1/0	11/100
2007	Notre Dame	14	17	31	143	35	15	2	148	291	5/47.4	0/0	4/40
	LSU	41	31	37	245	34	21	1	332	577	2/43.5	2/1	9/95
2006	West Virginia	38	27	63	382	14	11	0	120	502	4/36.0	1/0	9/74
	Georgia	35	27	28	224	33	20	0	277	501	3/45.7	4/3	4/50
2005	Virginia Tech	13	19	22	76	38	21	2	299	375	5/35.2	0/0	7/57
	Auburn	16	14	43	110	16	11	1	189	299	4/43.0	1/1	4/35
2004	LSU	21	13	40	159	24	14	2	153	312	8/34.0	1/1	8/65
	Oklahoma	14	12	33	52	37	13	2	102	154	8/45.9	2/0	11/70
2003	Florida State	13	18	41	115	26	13	0	147	262	5/40.4	2/1	5/37
	Georgia	26	11	36	151	15	10	2	125	276	4/48.3	1/1	6/59
2002	Illinois	34	13	21	61	36	15	1	302	363	9/40.4	1/1	4/39
	LSU	47	32	44	151	53	31	0	444	595	8/39.4	2/1	13/113
2001	Miami	37	29	43	184	40	22	2	270	454	2/44.0	0/0	11/109
	Florida	20	25	20	140	51	24	3	312	452	5/46.8	0/0	9/79
2000	Virginia Tech	29	24	52	278	29	15	0	225	503	6/29.3	3/3	6/65
	Florida State	46	15	23	30	34	20	1	329	359	7/44.3	2/0	7/59
1999	Texas A&M	14	17	27	96	39	22	0	187	283	10/39.8	1/1	6/43
	Ohio State	24	25	42	210	38	21	0	222	432	6/38.3	3/0	6/61
1998	Ohio State	14	21	44	118	36	16	3	207	325	7/45.4	1/0	10/70
	Florida State	31	18	27	60	33	22	2	334	394	6/42.7	0/0	9/74
1997	Florida	52	26	43	168	34	18	1	306	474	7/48.1	1/0	15/102
	Florida State	20	13	21	42	41	17	2	271	313	8/46.4	0/0	14/115
1995	Virginia Tech	28	20	32	105	34	18	1	266	371	9/33.2	5/2	11/99
	Texas	10	15	33	78	37	14	3	148	226	9/40.0	2/1	9/91
1995	Florida State	23	21	30	76	41	24	0	325	401	4/39.0	0/0	7/62
	Florida	17	23	29	5	43	30	1	449	454	3/45.7	2/2	8/57
1994	West Virginia	7	16	31	122	40	16	1	143	265	8/42.5	2/1	8/71
	Florida	41	30	48	201	39	24	1	281	482	3/52.7	2/1	5/43

# YEAR-BY-YEAR SUGAR BOWL STATISTICS

Year	Teams	Score	First	Rushing	Rushing	Passes	Passes	Had	Passing	Total	Punts/Avg	Fumbles/	Penalties/
			Downs	Plays	Yards	Attempted	Completed	Intercepted	Yards	Offense		Lost	Yards
1993	Miami	13	16	18	48	56	24	3	278	326	5/41.6	4/1	6/37
	Alabama	34	15	60	267	13	4	2	18	285	6/44.5	0/0	7/46
1992	Notre Dame	39	23	49	279	19	14	1	154	433	2/34.0	4/3	3/15
	Florida	28	29	33	141	58	28	2	370	511	2/52.5	0/0	4/40
1991	Virginia	22	25	58	287	24	9	3	62	349	1/48.0	1/0	5/30
	Tennessee	23	28	38	191	35	24	2	273	464	2/20.0	1/1	5/65
1990	Alabama	25	17	29	38	43	27	1	214	252	8/38.3	0/0	3/24
	Miami	33	24	50	227	27	17	1	250	477	5/31.4	2/2	11/77
1989	Auburn	7	18	36	108	33	19	3	162	270	4/35.8	3/2	5/65
	Florida State	13	21	47	148	27	14	1	157	305	4/35.0	2/1	6/45
1988	Auburn	16	14	22	41	34	25	1	229	270	6/44.8	1/0	5/43
	Syracuse	16	23	55	174	21	11	0	140	314	5/35.6	2/0	2/20
1987	Nebraska	30	22	60	242	20	11	0	110	352	4/30.3	5/2	5/78
	LSU	15	10	29	32	30	14	2	159	191	6/42.0	6/1	12/130
1986	Miami	7	22	30	32	44	23	4	237	269	6/37.7	5/2	15/120
	Tennessee	35	16	43	211	25	15	1	131	342	6/39.2	2/1	11/125
1985	LSU	10	19	34	183	38	20	5	221	404	4/39.8	3/1	5/36
	Nebraska	28	23	59	280	18	10	3	143	423	5/30.6	0/0	9/74
1984	Michigan	7	12	31	118	25	9	1	125	243	8/38.4	2/1	6/49
	Auburn	9	21	67	301	6	2	1	21	322	4/42.0	4/3	3/15
1983	Penn State	27	19	44	139	23	13	0	228	367	7/42.6	2/1	7/42
	Georgia	23	19	46	160	28	12	2	166	326	8/41.8	3/0	7/39
1982	Pittsburgh	24	27	44	208	41	26	2	261	469	2/44.5	5/3	14/96
	Georgia	20	11	36	141	15	8	2	83	224	6/39.5	2/2	5/35
1981	Georgia	17	10	52	120	13	1	0	7	127	11/38.5	0/0	6/32
	Notre Dame	10	17	50	190	28	14	3	138	328	5/42.0	1/1	8/69
1980	Alabama	24	18	53	284	7	4	0	70	354	8/36.3	1/1	7/61
	Arkansas	9	21	41	97	40	22	2	245	342	7/36.3	1/1	1/15
1979	Penn State	7	12	38	19	30	15	4	163	182	10/38.7	2/0	8/51
	Alabama	14	12	60	208	15	8	2	91	299	10/38.8	2/1	11/75
1978	Ohio State	6	13	38	160	17	7	3	103	263	4/37.5	0/0	4/40
	Alabama	35	25	68	280	11	8	0	109	389	1/33.0	10/2	1/5
1977	Pittsburgh	27	24	66	288	18	10	0	192	480	5/36.8	2/1	6/66
	Georgia	3	14	40	135	22	3	4	46	181	8/47.1	4/2	4/30
1975	Penn State	6	12	41	157	14	8	1	57	214	4/48.5	1/0	0/0
	Alabama	13	14	49	106	12	10	0	210	316	5/40.8	1/0	3/22
1974	Nebraska	13	18	60	304	14	2	4	16	320	4/37.0	3/1	2/17
	Florida	10	13	55	178	10	5	1	97	275	6/32.5	3/1	5/41
1973	Notre Dame	24	20	59	252	12	7	0	169	421	5/35.8	4/3	5/45
	Alabama	23	23	52	190	15	10	0	127	317	6/46.3	5/2	3/32
12/72	Penn State	0	11	28	49	31	12	1	147	196	10/42.9	6/4	3/15
	Oklahoma	14	20	76	278	12	7	0	175	453	8/32.8	8/5	3/55
1/72	Oklahoma	40	28	87	439	4	1	0	11	450	5/35.4	5/2	3/12
	Auburn	22	15	19	40	45	20	2	250	290	5/45.2	4/1	0/0
1971	Air Force	13	15	24	-12	46	23	4	239	227	8/34.5	7/4	0/0
	Tennessee	34	24	42	86	46	24	2	306	392	5/31.4	7/3	8/74
1970	Ole Miss	27	21	36	154	35	21	2	273	427	6/37.7	0/0	11/101
	Arkansas	22	24	37	189	35	17	2	338	527	2/30.5	1/1	3/22
1969	Arkansas	16	13	41	40	39	17	1	185	225	10/33.6	4/2	4/31
	Georgia	2	13	47	75	31	11	3	117	192	10/38.6	7/5	4/25
1968	LSU	20	12	48	151	20	6	0	91	242	9/31.1	-/0	3/25
	Wyoming	13	20	48	167	24	14	4	239	406	4/49.0	-/1	5/65
1967	Alabama	34	19	44	157	26	15	1	279	436	4/35.3	3/1	1/15
	Nebraska	7	16	25	84	38	22	5	213	297	5/38.8	5/2	2/30
1966	Florida	18	18	16	-2	46	27	1	352	350	6/32.5	2/2	3/25
	Missouri	20	18	62	257	14	5	1	50	307	5/44.0	1/1	2/30
1965	LSU	13	11	46	161	15	6	1	114	275	9/36.2	4/0	4/46
	Syracuse	10	10	35	151	20	9	1	52	203	6/37.5	3/1	5/55
1964	Ole Miss	7	9	27	77	21	11	3	171	248	4/44.0	11/6	5/45
	Alabama	12	14	58	165	11	3	1	29	194	5/36.8	6/3	3/15

# YEAR-BY-YEAR SUGAR BOWL STATISTICS

Year	Teams	Score	First Downs	Rushing Plays	Rushing Yards	Passes Attempted	Passes Completed	Had Intercepted	Passing Yards	Total Offense	Punts/Avg	Fumbles/ Lost	Penalties/ Yards
1963	Ole Miss	17	22	58	160	28	18	1	269	429	2/36.0	1/1	4/40
	Arkansas	13	7	29	47	18	6	2	123	170	4/38.3	2/0	2/1
1962	Alabama	10	12	49	234	10	4	0	20	254	6/23.0	3/3	5/53
	Arkansas	3	7	36	113	12	2	3	55	168	7/33.9	3/1	6/34
1961	Rice	6	19	50	103	28	14	4	178	281	3/34.0	2/0	6/30
	Ole Miss	14	13	40	143	15	5	0	43	186	5/40.4	1/1	2/10
1960	LSU	21	6	32	-15	25	9	1	89	74	12/34.1	2/0	4/30
	Ole Miss	0	19	51	140	27	15	2	223	363	6/37.5	4/2	7/65
1959	LSU	7	9	37	114	11	4	0	68	182	6/41.5	4/2	5/35
	Clemson	0	12	64	168	4	2	0	23	172	6/29.7	3/2	2/20
1958	Ole Miss	39	18		304	16	7	0	71	375	7/34.7	5/2	9/95
	Texas	7	13		192	11	2	4	14	206	5/38.2	7/4	6/30
1957	Baylor	13	14	64	275	11	3	0	24	299	8/32.6	0/0	6/60
	Tennessee	7	11	39	146	10	1	1	16	162	5/41.6	1/1	5/55
1956	Georgia Tech	7	10	43	142	3	0	1	0	142	6/33.8	2/0	1/15
	Pittsburgh	0	19	52	217	18	8	1	94	311	4/38.8	4/2	8/72
1955	Navy	21	20	55	295	28	12	4	147	442	4/33.8	1/0	1/15
	Ole Miss	0	5	33	78	18	5	0	43	121	9/36.1	2/1	6/15
1954	Georgia Tech	42	19		170	35	20	2	268	438	1/36.0	3/1	7/45
	West Virginia	19	19		233	16	7	2	76	301	2/28.5	5/4	5/35
1953	Georgia Tech	24	16		194	18	10	1	101	295	6/41.8	5/2	5/42
	Ole Miss	7	15		137	23	11	3	150	287	7/35.4	5/3	6/60
1952	Maryland	28	18	64	289	13	7	1	63	352	8/38.0	7/1	12/120
	Tennessee	13	12	35	81	19	9	4	75	156	7/43.0	2/2	2/20
1951	Kentucky	13	7	40	84	12	9	0	105	189	8/41.9	1/0	6/40
	Oklahoma	7	18	59	189	8	3	1	38	227	6/33.7	7/5	2/30
1950	Oklahoma	35	10		286	11	2	2	74	360	7/37.4	4/4	8/40
	LSU	0	8		38	20	9	4	121	159	8/33.6	4/4	6/40
1949	Oklahoma	14	15		186	4	1	0	43	229	5/36.8	1/1	-140
	North Carolina	6	12		128	21	8	2	82	210	7/38.0	0/0	-130
1948	Texas	27	14	48	59	24	10	0	183	242	6/33.2	-1/2	1/5
	Alabama	7	7	28	41	17	4	2	62	103	8/38.6	-1/1	3/15
1947	Georgia	20	12		175	14	3	1	81	256	7/32.7	0/0	
	North Carolina	10	17		166	14	8	1	99	265	6/38.0	1/1	
1946	Oklahoma A&M	33	15		217	13	6	4	112	339	4/47.3	0/0	
	St. Mary's	13	8		61	24	11	2	177	238	5/43.0	2/2	
1945	Alabama	26	8	31	101	8	8	0	145	246	6/40.7	1/1	1/1
	Duke	29	21	64	314	8	4	1	46	360	4/39.8	6/1	1/7
1944	Georgia Tech	20	25		373	16	4	1	83	456	6/38.0	-1/3	-160
	Tulsa	18	8		211	15	6	1	87	298	7/34.0	-1/1	-150
1943	Tennessee	14	14		208	17	7	0	88	296	10/41.0	2/2	9/100
	Tulsa	7	10		-39	27	17	2	168	129	14/43.0	0/0	5/44
1942	Fordham	2	10		137	4	0	0	0	137	9/34.0	3/1	-130
	Missouri	0	8		148	5	2	2	21	169	6/36.0	3/2	-110
1941	Boston College	19	11		142	14	6	3	106	248	6/35.0	1/1	3/25
	Tennessee	13	13		124	22	9	2	121	245	7/36.0	1/1	4/36
1940	Texas A&M	14	18		244	15	8	1	62	306	6/44.0	2/2	2/30
	Tulane	13	8		193	4	0	0	0	193	11/34.0	1/0	2/30
1939	TCU	15	17		142	28	17	0	225	367	1/40.0	0/0	-15
	Carnegie Tech	7	10		129	8	3	2	59	188	6/40.0	0/0	-120
1938	Santa Clara	6	4		34	13	5	3	67	101	14/36.0	-1/3	-130
	LSU	0	10		106	21	8	0	95	201	14/32.0	-1/0	-135
1937	Santa Clara	21	10		108	12	6	4	74	182	12/42.0	-1/4	-142
	LSU	14	7		44	21	7	2	125	169	13/36.0	-1/6	0/0
1936	TCU	3	6		121	8	3	1	54	175	14/48.0	2/1	4/20
	LSU	2	9		120	21	3	3	59	179	13/44.7	3/2	3/33
1935	Tulane	20	9	43	117	15	6	1	80	197	10/35.2	3/2	2/10
	Temple	14	13	59	181	12	3	1	21	202	12/34.0	3/0	1/5

\* - Ohio State's participation was later vacated.

# SUGAR BOWL RECORD BOOK - TEAM

## TOTAL OFFENSE

### Most Total Plays, Sugar Bowl

97—LSU vs. Illinois, Jan. 2, 2002  
 91—Oklahoma vs. Auburn, Jan. 1, 1972  
 91—Florida vs. Notre Dame, Jan. 1, 1992  
 89—Ole Miss vs. Baylor, Jan. 1, 2022  
 88—Tennessee vs. Air Force, Jan. 1, 1971  
 88—Oklahoma vs. Penn State, Dec. 31, 1972

### Most Total Plays, Playoff Semifinals

90—Clemson vs. Oklahoma, Orange, Dec. 31, 2015  
 87—Florida State vs. Oregon, Rose, Jan. 1, 2015  
 85—Ohio State vs. Clemson, Fiesta, Dec. 28, 2019  
 85—Clemson vs. Ohio State, Fiesta, Dec. 31, 2016  
 81—Oklahoma vs. Georgia, Rose, Jan. 1, 2018  
 81—Oregon vs. Florida State, Rose, Jan. 1, 2015

### Most Total Plays, New Year's Six games

106—Arizona vs. Boise State, Fiesta, Dec. 31, 2014  
**101—Clemson vs. Tennessee, Orange, Dec. 30, 2022**  
 99—Houston vs. Florida State, Peach, Dec. 31, 2015  
 95—Oklahoma State vs. Notre Dame, Fiesta, Jan. 1, 2022  
 91—Washington vs. Ohio State, Rose, Jan. 1, 2019

### Most Total Plays, All Bowls

115—Northwestern vs. Auburn, Outback, Jan. 1, 2010

### Fewest Total Plays, Sugar Bowl

45—Alabama vs. Texas, Jan. 1, 1948  
 46—Georgia Tech vs. Pittsburgh, Jan. 2, 1956  
 47—Arkansas vs. Ole Miss, Jan. 1, 1963  
 48—Three times, Last: Ole Miss vs. Alabama, Jan. 1, 1964

### Fewest Total Plays, All Bowls

31—San Diego State vs. Army, Armed Forces, Dec. 23, 2017

### Most Total Yards, Sugar Bowl

659—Florida vs. Cincinnati, Jan. 1, 2010 (482 pass, 177 rush)  
 639—Ohio State vs. Clemson, Jan. 1, 2021 (385 pass, 254 rush)  
 595—LSU vs. Illinois, Jan. 2, 2002 (444 pass, 151 rush)  
 577—LSU vs. Notre Dame, Jan. 3, 2007 (332 pass, 245 rush)  
 554—Ole Miss vs. Okla. St., Jan. 1, 2016 (347 pass, 207 rush)

### Most Total Yards, Playoff Semifinals

692—LSU vs. Oklahoma, Peach, Dec. 28, 2019  
 639—Oregon vs. Florida State, Rose, Jan. 1, 2015  
 639—Ohio State vs. Clemson, Sugar, Jan. 1, 2021  
 537—Ohio State vs. Alabama, Sugar, Jan. 1, 2015  
 538—Clemson vs. Notre Dame, Cotton, Dec. 29, 2018

### Most Total Yards, New Year's Six games

692—LSU vs. Oklahoma, Peach, Dec. 28, 2019  
 684—Oklahoma vs. Florida, Cotton, Dec. 30, 2020  
 683—Ohio State vs. Utah, Rose, Jan. 1, 2022  
 639—Oregon vs. Florida State, Rose, Jan. 1, 2015  
 639—Ohio State vs. Clemson, Sugar, Jan. 1, 2021

### Most Total Yards, All Bowls

777—Baylor vs. Washington, Alamo, Dec. 29, 2011

### Most Yards Gained Per Play, Sugar Bowl

9.41—Florida vs. Cincinnati, Jan. 1, 2010 (70 for 659)  
**9.02—Alabama vs. Kansas State, Dec. 31, 2022 (55 for 496)**  
 8.88—Ohio State vs. Clemson, Jan. 1, 2021 (72 for 639)  
 8.21—Georgia vs. West Virginia, Jan. 2, 2006 (61 for 501)  
 8.13—LSU vs. Notre Dame, Jan. 3, 2007 (71 for 577)

### Most Yards Gained Per Play, Playoff Semifinals

9.35—LSU vs. Oklahoma, Peach, Dec. 28, 2019 (74 for 692)  
**8.883—Georgia vs. Ohio St., Peach, Dec. 31, 2022 (60 for 533)**  
 8.875—Ohio State vs. Clemson, Sugar, Jan. 1, 2021 (72 for 639)  
 8.37—Georgia vs. Oklahoma, Rose, Jan. 1, 2018 (63 for 527)  
 7.95—Alabama vs. Notre Dame, Rose, Jan. 1, 2021 (55 for 437)

### Most Yards Gained Per Play, New Year's Six games

10.52—Oklahoma vs. Florida, Cotton, Dec. 30, 2020 (65 for 684)  
**10.37—Tulane vs. USC, Cotton, Jan. 2, 2023 (52 for 539)**  
 10.19—Ohio State vs. Utah, Rose, Jan. 1, 2022 (67 for 683)  
 9.35—LSU vs. Oklahoma, Peach, Dec. 28, 2019 (74 for 692)  
**9.02—Alabama vs. Kansas St., Sugar, Dec. 31, 2022 (55 for 496)**

### Most Yards Gained Per Play, All Bowls

10.45—Cincinnati vs. Duke, Belk, Dec. 27, 2012 (53 for 554)

### Fewest Total Yards, Sugar Bowl

74—LSU vs. Ole Miss, Jan. 1, 1960 (-15 rush, 89 pass)  
 101—Santa Clara vs. LSU, Jan. 1, 1938 (34 rush, 67 pass)  
 103—Alabama vs. Texas, Jan. 1, 1948 (41 rush, 62 pass)  
 121—Ole Miss vs. Navy, Jan. 1, 1955 (78 rush, 43 pass)  
 127—Georgia vs. Notre Dame, Jan. 1, 1981 (120 rush, 7 pass)

### Fewest Total Yards, Playoff Semifinals

188—Clemson vs. Alabama, Sugar, Jan. 1, 2018  
 194—Washington vs. Alabama, Peach, Dec. 31, 2016  
 215—Ohio State vs. Clemson, Fiesta, Dec. 31, 2016  
 239—Michigan State vs. Alabama, Cotton, Dec. 31, 2015  
 248—Notre Dame vs. Clemson, Cotton, Dec. 29, 2018

### Fewest Total Yards, New Year's Six games

129—Ole Miss vs. TCU, Peach, Dec. 31, 2014  
 188—Clemson vs. Alabama, Sugar, Jan. 1, 2018  
 194—Washington vs. Alabama, Peach, Dec. 31, 2016  
 204—Oregon vs. Wisconsin, Rose, Jan. 1, 2020  
 215—Ohio State vs. Clemson, Fiesta, Dec. 31, 2016

### Fewest Total Yards, All Bowls

(-21)—U. of Mexico vs. Southwestern (Tex.), Sun, Jan. 1, 1945  
 (29 rush, -50 pass)

## RUSHING

### Most Rushing Yards, Sugar Bowl

439—Oklahoma vs. Auburn, Jan. 1, 1972 (87 att.)  
 382—West Virginia vs. Georgia, Jan. 2, 2006 (63 att.)  
 373—Georgia Tech vs. Tulsa, Jan. 1, 1944  
 336—Duke vs. Alabama, Jan. 1, 1945  
 304—Nebraska vs. Florida, Dec. 31, 1974 (60 att.)  
 304—Mississippi vs. Texas, Jan. 1, 1958

### Most Rushing Yards, Playoff Semifinals

317—Georgia vs. Oklahoma, Rose, Jan. 1, 2018 (34 att.)  
 312—Clemson vs. Oklahoma, Orange, Dec. 31, 2015 (58 att.)  
 301—Alabama vs. Cincinnati, Cotton, Dec. 31, 2021 (47 att.)  
 301—Oregon vs. Florida State, Rose, Jan. 1, 2015 (45 att.)  
 281—Ohio State vs. Alabama, Sugar, Jan. 1, 2015 (42 att.)

### Most Rushing Yards, New Year's Six games

452—Georgia Tech vs. Miss. St., Orange, Dec. 31, 2015 (61 att.)  
 435—Oklahoma vs. Florida, Cotton, Dec. 30, 2020 (40 att.)  
 396—Penn State vs. Memphis, Cotton, Dec. 28, 2019 (53 att.)  
 317—Georgia vs. Oklahoma, Rose, Jan. 1, 2018 (34 att.)  
 312—Clemson vs. Oklahoma, Orange, Dec. 31, 2015 (58 att.)

### Most Rushing Yards, All Bowls

645—Baylor vs. N. Carolina, Russell Athletic, Dec. 29, 2015 (84 att.)

### Most Rushing Yards Combined, All Bowls

889—Baylor (645) vs. N. Carolina (244), Russell Athletic, Dec. 29, 2015

### Fewest Rushing Yards, Sugar Bowl

(-39)—Tulsa vs. Tennessee, Jan. 1, 1943  
 (-15)—LSU vs. Mississippi, Jan. 1, 1960 (32 att.)  
 (-12)—Air Force vs. Tennessee, Jan. 1, 1971 (24 att.)  
 (-5)—Hawaii vs. Georgia, Jan. 1, 2008 (18 att.)  
 (-2)—Florida vs. Missouri, Jan. 1, 1966 (16 att.)

### Fewest Rushing Yards, Playoff Semifinals

29—Michigan St. vs. Alabama, Cotton, Dec. 31, 2015 (26 att.)  
 44—Washington vs. Alabama, Peach, Dec. 31, 2016 (29 att.)  
 44—Clemson vs. Ohio State, Sugar, Jan. 1, 2021 (22 att.)  
 67—Oklahoma vs. Clemson, Orange, Dec. 31, 2015 (33 att.)  
 74—Cincinnati vs. Alabama, Cotton, Dec. 31, 2021 (26 att.)

### Fewest Rushing Yards, New Year's Six games

(-20)—Baylor vs. Mich. St., Cotton, Jan. 1, 2015 (22 att.)  
 9—Ole Miss vs. TCU, Peach, Dec. 31, 2014 (37 att.)  
 16—Florida St. vs. Houston, Peach, Dec. 31, 2015 (23 att.)  
 29—Michigan St. vs. Alabama, Cotton, Dec. 31, 2015 (26 att.)  
 44—Washington vs. Alabama, Peach, Dec. 31, 2016 (29 att.)  
 44—Clemson vs. Ohio State, Sugar, Jan. 1, 2021 (22 att.)

### Fewest Rushing Yards, All Bowls

(-61)—Kansas St. vs. Boston College, Aloha, Dec. 25, 1994 (23 att.)

### Most Rushing Attempts, Sugar Bowl

87—Oklahoma vs. Auburn, Jan. 1, 1972 (439 yards)  
 76—Oklahoma vs. Penn State, Dec. 31, 1972 (278 yards)  
 68—Alabama vs. Ohio State, Jan. 2, 1978 (280 yards)  
 67—Auburn vs. Michigan, Jan. 2, 1984 (301 yards)  
 66—Pittsburgh vs. Georgia, Jan. 1, 1977 (288 yards)

### Most Rushing Attempts, Playoff Semifinals

58—Clemson vs. Oklahoma, Orange, Dec. 31, 2015 (312 yards)  
 50—Alabama vs. Washington, Peach, Dec. 31, 2016 (269 yards)  
 48—Clemson vs. Ohio State, Fiesta, Dec. 31, 2016 (205 yards)  
 47—Alabama vs. Cincinnati, Cotton, Dec. 31, 2021 (301 yards)  
 45—Oklahoma vs. Georgia, Rose, Jan. 1, 2018 (242 yards)  
 45—Oregon vs. Florida State, Rose, Jan. 1, 2015 (301 yards)

### Most Rushing Attempts, New Year's Six games

61—Ga. Tech vs. Miss. St., Orange, Dec. 31, 2014 (452 yards)  
 58—Clemson vs. Oklahoma, Orange, Dec. 31, 2015 (312 yards)  
 56—Arizona vs. Boise State, Fiesta, Dec. 31, 2014 (157 yards)  
 56—Iowa State vs. Oregon, Fiesta, Jan. 2, 2021 (228 yards)  
 54—Ohio State vs. Notre Dame, Fiesta, Jan. 1, 2016 (285 yards)  
 54—Ole Miss vs. Baylor, Sugar, Jan. 1, 2022 (138 yards)

### Most Rushing Attempts, All Bowls

87—Oklahoma vs. Auburn, Sugar, Jan. 1, 1972  
 87—Army vs. San Diego State, Armed Forces, Dec. 23, 2017

### Fewest Rushing Attempts, Sugar Bowl

16—Florida vs. Missouri, Jan. 1, 1966 (-2 yards)  
 18—Miami vs. Alabama, Jan. 1, 1993 (48 yards)  
 18—Hawaii vs. Georgia, Jan. 1, 2008 (-5 yards)  
 19—Auburn vs. Oklahoma, Jan. 1, 1972 (40 yards)  
 20—Florida vs. Miami, Jan. 2, 2001 (140 yards)

### Fewest Rushing Attempts, Playoff Semifinals

22—Clemson vs. Ohio State, Sugar, Jan. 1, 2021 (44 yards)

### Fewest Rushing Attempts, New Year's Six games

18—Oregon vs. Iowa State, Fiesta, Jan. 2, 2021 (86 yards)

### Fewest Rushing Attempts, All Bowls

6—Fresno State vs. USC, Las Vegas, Dec. 21, 2013 (37 yards)

### Most Rushing Yards Per Attempt, Sugar Bowl

8.00—Georgia vs. West Virginia, Sugar, Jan. 2, 2006 (28 for 224)  
 7.00—Florida vs. Miami, Jan. 2, 2001 (20 for 140)  
 6.80—Baylor vs. Ole Miss, Jan. 1, 2022 (41 for 279)  
 6.69—Ohio State vs. Alabama, Sugar, Jan. 1, 2015 (42 for 281)  
 6.62—LSU vs. Notre Dame, Jan. 3, 2007 (37 for 245)

### Most Rushing Yards Per Attempt, Playoff Semifinals

9.32—Georgia vs. Oklahoma, Rose, Jan. 1, 2018 (34 for 217)  
 6.690—Ohio State vs. Alabama, Sugar, Jan. 1, 2015 (42 for 281)  
 6.689—Oregon vs. Florida State, Rose, Jan. 1, 2015 (45 for 301)  
**6.41—TCU vs. Michigan, Fiesta, Dec. 31, 2022 (41 for 263)**  
 6.40—Alabama vs. Cincinnati, Cotton, Dec. 31, 2021 (47 for 301)

### Most Rushing Yards Per Attempt, New Year's Six games

10.88—Oklahoma vs. Florida, Cotton, Dec. 30, 2020 (40 for 435)  
 9.32—Georgia vs. Oklahoma, Rose, Jan. 1, 2018 (34 for 217)  
**8.97—Tulane vs. USC, Cotton, Jan. 2, 2023 (34 for 305)**  
 7.47—Penn St. vs. Memphis, Cotton, Dec. 28, 2019 (53 for 396)  
 7.41—Ga. Tech vs. Miss. St., Orange, Dec. 31, 2014 (61 for 452)

### Most Rushing Yards Per Attempt, All Bowls

12.82—App St. vs. N. Texas, Myrtle Beach, Dec. 20, 2020 (39 for 500)

Items in bold indicate the most recent season.

# SUGAR BOWL RECORD BOOK - TEAM

## PASSING

### Most Passing Yards, Sugar Bowl

482—Florida vs. Cincinnati, Jan. 1, 2010 (31 comp.)  
 449—Florida vs. Florida State, Jan. 2, 1995 (30 comp.)  
 444—LSU vs. Illinois, Jan. 2, 2002 (31 comp.)  
 400—Clemson vs. Ohio State, Jan. 1, 2021 (33 comp.)  
 387—Alabama vs. Oklahoma, Jan. 2, 2014 (19 comp.)

### Most Passing Yards, Playoff Semifinals

532—LSU vs. Oklahoma, Peach, Dec. 28, 2019 (32 comp.)  
 400—Clemson vs. Ohio State, Sugar, Jan. 1, 2021 (33 comp.)  
**398—Georgia vs. Ohio State, Peach, Dec. 31, 2022 (23 comp.)**  
 385—Ohio State vs. Clemson, Sugar, Jan. 1, 2021 (22 comp.)  
 348—Florida State vs. Oregon, Rose, Jan. 1, 2015 (29 comp.)  
**348—Ohio State vs. Georgia, Peach, Dec. 31, 2022 (23 comp.)**

### Most Passing Yards, New Year's Six games

603—Baylor vs. Mich. St., Cotton, Jan. 1, 2015 (37 comp.)  
 573—Ohio State vs. Utah, Rose, Jan. 1, 2022 (37 comp.)  
 532—LSU vs. Oklahoma, Peach, Dec. 28, 2019 (32 comp.)  
 509—Notre Dame vs. Okla. St., Fiesta, Jan. 1, 2022 (38 comp.)  
 479—Memphis vs. Penn St., Cotton, Dec. 28, 2019 (33 comp.)

### Most Passing Yards, All Bowls

603—Baylor vs. Michigan State, Cotton, Jan. 1, 2015 (37 comp.)

### Fewest Passing Yards, Sugar Bowl

0—Tulane v. Texas A&M, Jan. 1, 1940  
 0—Fordham v. Missouri, Jan. 1, 1942  
 0—Georgia Tech v. Pittsburgh, Jan. 2, 1956  
 7—Georgia v. Notre Dame, Jan. 1, 1981 (1 comp.)  
 11—Oklahoma v. Auburn, Jan. 1, 1972 (1 comp.)

### Fewest Passing Yards, Playoff Semifinals

57—Alabama vs. Washington, Peach, Dec. 31, 2016 (7 comp.)  
 120—Alabama vs. Clemson, Sugar, Jan. 1, 2018 (16 comp.)  
 124—Clemson vs. Alabama, Sugar, Jan. 1, 2018 (18 comp.)  
 127—Ohio State vs. Clemson, Fiesta, Dec. 31, 2016 (19 comp.)  
 144—Cincinnati vs. Alabama, Cotton, Dec. 31, 2021 (17 comp.)

### Fewest Passing Yards, New Year's Six games

40—Baylor vs. Ole Miss, Sugar, Jan. 1, 2022 (7 comp.)  
 57—Alabama vs. Washington, Peach, Dec. 31, 2016 (7 comp.)  
 114—Ohio State vs. USC, Cotton, Dec. 29, 2017 (11 comp.)  
 120—Ole Miss vs. TCU, Peach, Dec. 31, 2014 (11 comp.)  
 120—Alabama vs. Clemson, Sugar, Jan. 1, 2018 (16 comp.)  
 120—UCF vs. LSU, Fiesta, Jan. 1, 2019 (12 comp.)

### Fewest Passing Yards, All Bowls

(-50)—U. of Mexico vs. Southwestern (Tex.), Sun, Jan. 1, 1945

### Most Pass Attempts, Sugar Bowl

58—Florida vs. Notre Dame, Jan. 1, 1992 (28 comp.)  
 57—Hawaii vs. Georgia, Jan. 1, 2008 (35 comp.)  
 56—Miami vs. Alabama, Jan. 1, 1993 (24 comp.)  
 53—LSU vs. Illinois, Jan. 2, 2002 (31 comp.)  
 51—Florida vs. Miami, Jan. 2, 2001 (24 comp.)

### Most Pass Attempts, Playoff Semifinals

48—Florida State vs. Oregon, Rose, Jan. 1, 2015 (29 comp.)  
 48—Clemson vs. Ohio State, Sugar, Jan. 1, 2021 (33 comp.)  
 46—Ohio State vs. Clemson, Fiesta, Dec. 28, 2019 (30 comp.)  
 43—Oklahoma vs. Clemson, Orange, Dec. 31, 2015 (26 comp.)  
 42—LSU vs. Oklahoma, Peach, Dec. 28, 2019 (32 comp.)  
 42—Notre Dame vs. Alabama, Rose, Jan. 1, 2021 (28 comp.)

### Most Pass Attempts, New Year's Six games

68—Notre Dame vs. Okla. St., Fiesta, Jan. 1, 2022 (38 comp.)  
 55—Washington vs. Ohio State, Rose, Jan. 1, 2019 (36 comp.)  
 54—Southern Cal vs. Penn State, Rose, Jan. 2, 2017 (33 comp.)  
 53—Memphis vs. Penn State, Cotton, Dec. 28, 2019 (33 comp.)  
 52—Baylor vs. Mich. St., Cotton, Jan. 1, 2015 (37 comp.)  
**52—Clemson vs. Tennessee, Orange, Dec. 30, 2022 (30 comp.)**  
**52—USC vs. Tulane, Cotton, Jan. 2, 2023 (37 comp.)**

### Most Pass Attempts, All Bowls

78—Northwestern vs. Auburn, Outback, Jan. 1, 2010 (47 comp.)

### Fewest Pass Attempts, Sugar Bowl

3—Georgia Tech vs. Pittsburgh, Jan. 2, 1956 (0 comp.)  
 4—Five tied, last time: Oklahoma vs. Auburn, Jan. 1, 1972 (1 comp.)

### Fewest Pass Attempts, Playoff Semifinals

14—Alabama vs. Washington, Peach, Dec. 31, 2016 (7 comp.)

### Fewest Pass Attempts, New Year's Six games

12—Ga. Tech vs. Miss. St., Orange, Dec. 31, 2014 (7 comp.)

### Fewest Pass Attempts, All Bowls

1—Navy vs. Virginia, Military, Dec. 28, 2017 (0 completions)

### Most Completions, Sugar Bowl

35—Hawaii vs. Georgia, Jan. 1, 2008 (57 att.)  
 33—Clemson vs. Ohio State, Jan. 1, 2021 (48 att.)  
 32—Oklahoma vs. Alabama, Jan. 2, 2014 (44 att.)  
 31—LSU vs. Illinois, Jan. 2, 2002 (53 att.)  
 31—Florida vs. Cincinnati, Jan. 1, 2010 (36 att.)

### Most Completions, Playoff Semifinals

33—Clemson vs. Ohio State, Sugar, Jan. 1, 2021 (48 att.)  
 32—LSU vs. Oklahoma, Peach, Dec. 28, 2019 (42 att.)  
 30—Ohio State vs. Clemson, Fiesta, Dec. 28, 2019 (46 att.)  
 29—Florida State vs. Oregon, Rose, Jan. 1, 2015 (48 att.)  
 28—Notre Dame vs. Alabama, Rose, Jan. 1, 2021 (42 att.)

### Most Completions, New Year's Six games

38—Notre Dame vs. Oklahoma St., Fiesta, Jan. 1, 2022 (68 att.)  
 37—Baylor vs. Mich. St., Cotton, Jan. 1, 2015 (52 att.)  
 37—Ohio State vs. Utah, Rose, Jan. 1, 2022 (47 att.)  
**37—USC vs. Tulane, Cotton, Jan. 2, 2023 (52 att.)**  
 36—Washington vs. Ohio State, Rose, Jan. 1, 2019 (55 att.)

### Most Completions, All Bowls

47—Northwestern vs. Auburn, Outback, Jan. 1, 2010 (78 att.)

### Fewest Completions, Sugar Bowl

0—Tulane vs. Texas A&M, Jan. 1, 1940 (4 att.)  
 0—Fordham vs. Missouri, Jan. 1, 1942 (4 att.)  
 0—Georgia Tech vs. Pittsburgh, Jan. 2, 1956 (3 att.)  
 1—Four tied, last time: Georgia vs. Notre Dame, Jan. 1, 1981 (7 att.)

### Fewest Completions, Playoff Semifinals

7—Alabama vs. Washington, Peach, Dec. 31, 2016 (14 att.)

### Fewest Completions, New Year's Six games

7—Ga. Tech vs. Miss. St., Orange, Dec. 31, 2014 (12 att.)  
 7—Alabama vs. Washington, Peach, Dec. 31, 2016 (14 att.)  
 7—Baylor vs. Ole Miss, Sugar, Jan. 1, 2022 (17 att.)

### Fewest Completions, All Bowls

0—14 times

### Highest Completion Percentage, Sugar Bowl

1.000—Alabama vs. Duke, Jan. 1, 1945 (8-of-8)  
 .861—Florida vs. Cincinnati, Jan. 1, 2010 (31-of-36)  
 .833—Alabama vs. Penn State, Dec. 31, 1975 (10-of-12)  
 .786—West Virginia vs. Georgia, Jan. 2, 2006 (11-of-14)  
 .786—Ohio State vs. Clemson, Jan. 1, 2021 (22-of-28)

### Highest Completion Percentage, Playoff Semifinals

.893—Alabama vs. Oklahoma, Orange, Dec. 29, 2018 (25-of-28)  
 .833—Alabama vs. Notre Dame, Rose, Jan. 1, 2021 (25-of-30)  
 .806—Alabama vs. Mich. St., Cotton, Dec. 31, 2015 (25-of-31)  
 .786—Ohio State vs. Clemson, Sugar, Jan. 1, 2021 (22-of-28)  
 .762—LSU vs. Oklahoma, Peach, Dec. 28, 2019 (32-of-42)

### Highest Completion Percentage, New Year's Six


.892—Alabama vs. Oklahoma, Orange, Dec. 29, 2018 (25-of-28)  
 .833—Alabama vs. Notre Dame, Rose, Jan. 1, 2021 (25-of-30)  
 .806—Alabama vs. Mich. St., Cotton, Dec. 31, 2015 (25-of-31)  
 .792—Utah vs. Ohio State, Rose, Jan. 1, 2022 (19-of-24)  
 .787—Ohio State vs. Utah, Rose, Jan. 1, 2022 (37-of-47)

### Highest Completion Percentage, All Bowls

1.000—BYU vs. W. Mich., Famous Idaho Potato, 2018 (19-of-19)  
 1.000—Wake Forest vs. Navy, EagleBank, 2008 (11-of-11)

### Lowest Completion Percentage, Sugar Bowl

.000—Tulane vs. Texas A&M, Jan. 1, 1940 (0-of-4)  
 .000—Fordham vs. Missouri, Jan. 1, 1942 (0-of-4)  
 .000—Georgia Tech vs. Pittsburgh, Jan. 2, 1956 (0-of-3)  
 .077—Georgia vs. Notre Dame, Jan. 1, 1981 (1-of-13)  
 .100—Tennessee vs. Baylor, Jan. 1, 1957 (1-of-10)



Jeremy Ruckert had two TD catches for Ohio State in the 2021 Sugar Bowl.

### Lowest Completion Percentage, Playoff Semifinals

.471—Oklahoma vs. LSU, Peach, Dec. 28, 2019 (16-of-34)

## SCORING

### Most Points, Sugar Bowl

52—Florida vs. Florida State, Jan. 2, 1997  
 51—Florida vs. Cincinnati, Jan. 1, 2010  
 49—Ohio State vs. Clemson, Jan. 1, 2021  
 48—Ole Miss vs. Oklahoma St., Jan. 1, 2016  
 47—LSU vs. Illinois, Jan. 1, 2002

### Most Points, Playoff Semifinals

63—LSU vs. Oklahoma, Peach, Dec. 28, 2019  
 59—Oregon vs. Florida State, Rose, Jan. 1, 2015  
 54—Georgia vs. Oklahoma, Rose, Jan. 1, 2018  
**51—TCU vs. Michigan, Fiesta, Dec. 31, 2022**  
 49—Ohio State vs. Clemson, Sugar, Jan. 1, 2021

### Most Points, New Year's Six games

63—LSU vs. Oklahoma, Peach, Dec. 28, 2019  
 59—Oregon vs. Florida State, Rose, Jan. 1, 2015  
 55—Oklahoma vs. Florida, Cotton, Dec. 30, 2020  
 54—Georgia vs. Oklahoma, Rose, Jan. 1, 2018  
 53—Penn State vs. Memphis, Cotton, Dec. 28, 2019

### Most Points, All Bowls

70—West Virginia vs. Clemson, Orange, Jan. 4, 2012  
 70—Army vs. Houston, Armed Forces, Dec. 22, 2018

### Most Points Combined, Sugar Bowl

81—LSU (47) and Illinois (34), Jan. 1, 2002  
 77—Ohio State (42) and Alabama (35), Jan. 1, 2015  
 77—Ohio State (49) and Clemson (28), Jan. 1, 2021  
 76—Oklahoma (45) and Alabama (31), Jan. 2, 2014  
 75—Florida State (46) and Virginia Tech (29), Jan. 4, 2000  
 75—Florida (51) vs. Cincinnati (24), Jan. 1, 2010

### Most Points Combined, Playoff Semifinals

102—Georgia (54) and Oklahoma (48), Rose, Jan. 1, 2018  
**96—TCU (51) and Michigan (45), Fiesta, Dec. 31, 2022**  
 91—LSU (63) and Oklahoma (28), Peach, Dec. 28, 2019

### Most Points Combined, New Year's Six games

102—Georgia (54) and Oklahoma (48), Rose, Jan. 1, 2018  
 101—Southern Cal (52) and Penn State (49), Rose, Jan. 2, 2017  
**96—TCU (51) and Michigan (45), Fiesta, Dec. 31, 2022**  
 93—Ohio State (48) and Utah (45), Rose, Jan. 1, 2022  
 92—Penn State (53) and Memphis (39), Cotton, Dec. 28, 2019

# SUGAR BOWL RECORD BOOK - TEAM

## Most Points Combined, All Bowls

125—Marshall (64) and E. Carolina (61) (2OT), GMAC, Dec. 19, 2001

## Most Points By A Losing Team, Sugar Bowl

35—Alabama vs. Ohio State, Jan. 1, 2015

## Most Points By A Losing Team, Playoff Semifinals

49—Penn State vs. Southern Cal, Rose, Jan. 2, 2017

## Most Points By A Losing Team, New Year's Six games

49—Penn State vs. Southern Cal, Rose, Jan. 2, 2017

## Most Points By A Losing Team, All Bowls

61—East Carolina vs. Marshall (64) (2OT), GMAC, Dec. 19, 2001

## Fewest Points, Sugar Bowl

0—LSU vs. Santa Clara, Jan. 1, 1938  
 0—Missouri vs. Fordham, Jan. 1, 1942  
 0—LSU vs. Oklahoma, Jan. 2, 1950  
 0—Ole Miss vs. Navy, Jan. 1, 1955  
 0—Pittsburgh vs. Georgia Tech, Jan. 2, 1956  
 0—Clemson vs. LSU, Jan. 1, 1959  
 0—LSU vs. Ole Miss, Jan. 1, 1960  
 0—Penn State vs. Oklahoma, Dec. 31, 1972

## Fewest Points, Playoff Semifinals

0—Michigan State vs. Alabama, Cotton, Dec. 31, 2015  
 0—Ohio State vs. Clemson, Fiesta, Dec. 31, 2016  
 3—Notre Dame vs. Clemson, Cotton, Dec. 29, 2018  
 6—Clemson vs. Alabama, Sugar, Jan. 1, 2018  
 7—Washington vs. Alabama, Peach, Dec. 31, 2016

## Fewest Points, New Year's Six games

0—Michigan State vs. Alabama, Cotton, Dec. 31, 2015  
 0—Ohio State vs. Clemson, Fiesta, Dec. 31, 2016  
 3—Ole Miss vs. TCU, Peach, Dec. 31, 2014  
 3—Notre Dame vs. Clemson, Cotton, Dec. 29, 2018  
 6—Clemson vs. Alabama, Sugar, Jan. 1, 2018  
 6—Cincinnati vs. Alabama, Cotton, Dec. 31, 2021

## Fewest Points, All Bowls

0—By Many Teams

## Largest Margin of Victory, Sugar Bowl

35—Oklahoma (35) vs. LSU (0), Jan. 2, 1950  
 34—Florida (41) vs. West Virginia (7), Jan. 1, 1994  
 32—Ole Miss (39) vs. Texas (&), Jan. 1, 1958  
 32—Florida (52) vs. Florida State (20), Jan. 2, 1997  
 31—Georgia (41) vs. Hawaii (10), Jan. 1, 2008

## Largest Margin of Victory, Playoff Semifinals

39—Oregon (59) vs. Florida State (20), Rose, Jan. 1, 2015  
 38—Alabama (38) vs. Michigan State (0), Cotton, Dec. 31, 2015  
 35—LSU (62) vs. Oklahoma (28), Peach, Dec. 28, 2019  
 31—Clemson (31) vs. Ohio State (0), Fiesta, Dec. 31, 2016  
 27—Clemson (30) vs. Notre Dame (3), Cotton, Dec. 29, 2018

## Largest Margin of Victory, New Year's Six games

39—TCU (42) vs. Ole Miss (3), Peach, Dec. 31, 2014  
 39—Oregon (59) vs. Florida State (20), Rose, Jan. 1, 2015  
 38—Alabama (38) vs. Michigan State (0), Cotton, Dec. 31, 2015  
 35—LSU (62) vs. Oklahoma (28), Peach, Dec. 28, 2019  
 31—Clemson (31) vs. Ohio State (0), Fiesta, Dec. 31, 2016

## Largest Margin of Victory, All Bowls

56—Tulsa (63) vs. Bowling Green (7), GMAC, Dec. 19, 2001  
 56—Army (70) vs. Houston (14), Armed Forces, Dec. 22, 2018

## Smallest Margin of Victory, Sugar Bowl

0—Syracuse (16) vs. Auburn (16), Jan. 1, 1988  
 1—TCU (3) vs. LSU (2), Jan. 1, 1936  
 1—Texas A&M (14) vs. Tulane (13), Jan. 1, 1940  
 1—Notre Dame (24) vs. Alabama (23), Dec. 31, 1973  
 1—Tennessee (23) vs. Virginia (22), Jan. 1, 1991

## Smallest Margin of Victory, Playoff Semifinals

1—Georgia (42) vs. Ohio State (41), Peach, Dec. 31, 2022  
 6—Georgia (54) vs. Oklahoma (48), Rose, Jan. 1, 2018  
 6—Clemson (29) vs. Ohio State (23), Fiesta, Dec. 28, 2019  
 6—TCU (51) def. Michigan (45), Fiesta, Dec. 31, 2022  
 7—Ohio State (42) vs. Alabama (35), Sugar, Jan. 1, 2015

## Smallest Margin of Victory, New Year's Six games

1—Michigan State (42) vs. Baylor (41), Cotton, Jan. 1, 2015  
 1—Florida State (33) vs. Michigan (32), Orange, Dec. 30, 2016  
 1—Oregon (28) vs. Wisconsin (27), Rose, Jan. 1, 2020  
 1—Georgia (42) vs. Ohio State (41), Peach, Dec. 31, 2022  
 1—Tulane (46) vs. USC (45), Cotton, Jan. 2, 2023

## Largest Deficit Overcome to Win, Sugar Bowl

16—Tennessee (23) vs. Virginia (22), Jan. 1, 1991 (trailed 16-0)  
 14—Tulane (20) vs. Temple (14), Jan. 1, 1935 (trailed 14-0)  
 14—Ohio State (42) vs. Alabama (35), Jan. 1, 2015 (trailed 21-6)  
 13—LSU (20) vs. Wyoming (13), Jan. 1, 1968 (trailed 13-0)  
 13—Notre Dame (39) vs. Florida (28), Jan. 1, 1992 (trailed 13-0)

## Largest Deficit Overcome to Win, Playoff Semifinals

16—Clemson (29) vs. Ohio State (23), Fiesta, Dec. 28, 2019 (trailed 16-0)  
 14—Ohio State (42) vs. Alabama (35), Sugar, Jan. 1, 2015 (trailed 21-6)  
 14—Georgia (54) vs. Oklahoma (48), Rose, Jan. 1, 2018 (trailed 21-7 and 31-17)  
 14—Georgia (42) vs. Ohio State (41), Peach, Dec. 31, 2022 (trailed 21-7)

## Largest Deficit Overcome to Win, New Year's Six games

21—Okla. State (37) vs. Notre Dame (35), Fiesta, Jan. 1, 2022 (trailed 28-7)  
 20—Michigan State (42) vs. Baylor (41), Cotton, Jan. 1, 2015 (trailed 41-21)  
 16—Clemson (29) vs. Ohio State (23), Fiesta, Dec. 28, 2019 (trailed 16-0)  
 15—Southern Cal (52) vs. Penn State (49), Rose, Jan. 2, 2017 (trailed 42-27)  
 15—Tulane (46) vs. USC (45), Cotton, Jan. 2, 2023 (trailed 45-30)

## Largest Deficit Overcome to Win, All Bowls

31—TCU (47) vs. Oregon (41), Alamo, Jan. 2, 2016 (trailed 31-0)  
 31—Texas Tech (44) vs. Minnesota (41), Insight, Dec. 29, 2006 (trailed 38-7)

## Most Points In A Half, Sugar Bowl

35—Ohio State vs. Clemson, Jan. 1, 2021 (1st)  
 34—LSU vs. Illinois, Jan. 1, 2002 (1st)  
 34—Ole Miss vs. Oklahoma St., Jan. 1, 2016 (1st)  
 32—Notre Dame vs. Florida, Jan. 1, 1992 (2nd)  
 31—West Virginia vs. Georgia, Jan. 2, 2006 (1st)  
 31—Oklahoma vs. Alabama, Jan. 2, 2014 (1st)

## Most Points In A Half, Playoff Semifinals

49—LSU vs. Oklahoma, Peach, Dec. 28, 2019 (1st)  
 41—Oregon vs. Florida State, Rose, Jan. 1, 2015 (2nd)

## Most Points In A Half, New Year's Six games

49—LSU vs. Oklahoma, Peach, Dec. 28, 2019 (1st)  
 41—Oregon vs. Florida State, Rose, Jan. 1, 2015 (2nd)

## Most Points In A Half, All Bowls

56—Auburn vs. Purdue, Music City, Dec. 28, 2018 (1st)

## Most Points In A Half Combined, Sugar Bowl

52—West Virginia (31) and Georgia (21), Jan. 2, 2006 (1st)

## Most Points In A Half Combined, Playoff Semifinals

69—TCU (30) and Michigan (39), Fiesta, Dec. 31, 2022 (2nd)

## Most Points In A Half Combined, New Year's Six games

69—TCU (30) and Michigan (39), Fiesta, Dec. 31, 2022 (2nd)

## Most Points In A Half Combined, All Bowls

84—Idaho (41) and Colorado St. (43), Potato, Dec. 22, 2016 (2nd)

## Most Points In A Quarter, Sugar Bowl

27—LSU vs. Illinois, Jan. 1, 2002 (2nd)  
 24—Tennessee vs. Air Force, Jan. 1, 1971 (1st)  
 24—Ole Miss vs. Oklahoma St., Jan. 1, 2016 (2nd)  
 22—Notre Dame vs. Florida, Jan. 1, 1992 (4th)  
 21—Seven times; last by Alabama vs. K-St., Dec. 31, 2022 (3rd)

## Most Points In A Quarter, Playoff Semifinals

28—LSU vs. Oklahoma, Peach, Dec. 28, 2019 (2nd)

## Most Points In A Quarter, New Year's Six games

28—Penn State vs. Southern Cal, Rose, Jan. 2, 2017 (3rd)  
 28—LSU vs. Oklahoma, Peach, Dec. 28, 2019 (2nd)  
 28—Penn State vs. Memphis, Cotton, Dec. 28, 2019 (2nd)

## Most Points In A Quarter, All Bowls

36—Colorado St. vs. Idaho, Potato, Dec. 22, 2016 (4th)

## Most Points In A Quarter Combined, Sugar Bowl

34—Notre Dame (22) and Florida (12), Jan. 1, 1992 (4th)  
 34—LSU (27) and Illinois (7), Jan. 1, 2002 (2nd)

## Most Points In A Quarter Combined, Playoff Semifinals

44—TCU (20) and Michigan (24), Fiesta, Dec. 31, 2022 (3rd)

## Most Points In A Quarter Combined, New Year's Six games

44—TCU (20) and Michigan (24), Fiesta, Dec. 31, 2022 (3rd)

## Most Points In A Quarter Combined, All Bowls

56—Colorado St. (36) and Idaho (20), Potato, Dec. 22, 2016 (4th)

## Most Touchdowns Scored, Sugar Bowl

7—LSU vs. Illinois, Jan. 1, 2002 (3 pass, 4 rush)  
 7—Florida vs. Cincinnati, Jan. 1, 2010 (3 pass, 4 rush)  
 7—Ohio State vs. Clemson, Jan. 1, 2021 (6 pass, 1 rush)

## Most Touchdowns Scored, Playoff Semifinals

9—LSU vs. Oklahoma, Peach, Dec. 28, 2019 (7 pass, 2 rush)

## Most Touchdowns Scored, New Year's Six games

9—LSU vs. Oklahoma, Peach, Dec. 28, 2019 (7 pass, 2 rush)

## Most Touchdowns Scored, All Bowls

10—Nebraska vs. N'western, Alamo, Dec. 30, 2000 (6 rush, 4 pass)  
 10—West Virginia vs. Clemson, Orange, Jan. 4, 2012 (6 pass, 4 run)

## Most Rushing Touchdowns, Sugar Bowl

5—Oklahoma vs. Auburn, Jan. 1, 1972  
 4—Seven times, last: Florida vs. Cincinnati, Jan. 1, 2010

## Most Rushing Touchdowns, Playoff Semifinals

5—Oregon vs. Florida State, Rose, Jan. 1, 2015  
 5—Georgia vs. Oklahoma, Rose, Jan. 1, 2018

## Most Rushing Touchdowns, New Year's Six games

6—Georgia Tech vs. Mississippi State, Orange, Dec. 31, 2014

## Most Rushing Touchdowns, All Bowls

8—Centre vs. TCU, Fort Worth Classic, Jan. 1, 1921  
 8—Baylor vs. Washington, Alamo, Dec. 29, 2011  
 8—Army vs. Houston, Armed Forces, Dec. 22, 2018

## Most Touchdown Passes, Sugar Bowl

6—Ohio State vs. Clemson, Jan. 1, 2021  
 5—Illinois vs. LSU, Jan. 1, 2002  
 5—Alabama vs. Kansas State, Dec. 31, 2022  
 4—Florida State vs. Virginia Tech, Jan. 4, 2000  
 4—Oklahoma vs. Alabama, Jan. 2, 2014  
 4—Ole Miss vs. Oklahoma St., Jan. 1, 2016

## Most Touchdown Passes, Playoff Semifinals

7—LSU vs. Oklahoma, Peach, Dec. 28, 2019  
 6—Ohio State vs. Clemson, Sugar, Jan. 1, 2021  
 4—Alabama vs. Oklahoma, Orange, Dec. 29, 2018  
 4—Alabama vs. Notre Dame, Rose, Jan. 1, 2021  
 4—Georgia vs. Michigan, Orange, Dec. 31, 2021  
 4—Ohio State vs. Georgia, Peach, Dec. 31, 2022

## Most Touchdown Passes, New Year's Six games

7—LSU vs. Oklahoma, Peach, Dec. 28, 2019  
 6—Ohio State vs. Clemson, Sugar, Jan. 1, 2021  
 6—Ohio State vs. Utah, Rose, Jan. 1, 2022  
 5—Southern Cal vs. Penn State, Rose, Jan. 2, 2017  
 5—Notre Dame vs. Oklahoma State, Fiesta, Jan. 1, 2022  
 5—Alabama vs. Kansas State, Sugar, Dec. 31, 2022  
 5—USC vs. Tulane, Cotton, Jan. 1, 2023

## Most Touchdown Passes, All Bowls

7—Cent. Michigan vs. W. Kentucky, Bahamas, Dec. 24, 2014  
 7—LSU vs. Oklahoma, Peach, Dec. 28, 2019



# SUGAR BOWL RECORD BOOK - TEAM

## SCORING DRIVES

### Longest Scoring Drive By Yards, Sugar Bowl

- 99—Nebraska vs. Florida, Dec. 31, 1974 (18 plays, TD)
- 98—Alabama vs. Arkansas, Jan. 1, 1980 (9 plays, TD)
- 98—Alabama vs. Kansas State, Dec. 31, 2022 (7 plays, TD)**
- 97—Florida vs. Louisville, Jan. 3, 2013 (13 plays, TD)
- 96—Michigan vs. Virginia Tech, Jan. 3, 2012 (11 plays, TD)

### Longest Scoring Drive By Yards, Playoff Semifinals

- 99—Clemson vs. Ohio State, Fiesta, Dec. 28, 2019 (7 plays, TD)
- 98—Alabama vs. Wash., Peach, Dec. 31, 2016 (6 plays, TD)
- 97—Alabama vs. Notre Dame, Rose, Jan. 1, 2021 (5 plays, TD)
- 96—Clemson vs. Oklahoma, Orange, Dec. 31, 2015 (7 plays, TD)
- 95—Ohio State vs. Alabama, Sugar, Jan. 1, 2015 (4 plays, TD)

### Longest Scoring Drive By Yards, New Year's Six games

- 99—Clemson vs. Ohio State, Fiesta, Dec. 28, 2019 (7 plays, TD)
- 98—Alabama vs. Wash., Peach, Dec. 31, 2016 (6 plays, TD)
- 98—Oregon vs. Iowa State, Fiesta, Jan. 2, 2021 (9 plays, TD)
- 98—Alabama vs. Kansas St., Sugar, Dec. 31, 2022 (7 plays, TD)**
- 97—Oklahoma vs. Florida, Cotton, Dec. 30, 2020 (8 plays, TD)
- 97—Alabama vs. Notre Dame, Rose, Jan. 1, 2021 (5 plays, TD)
- 97—USC vs. Tulane, Cotton, Jan. 2, 2023 (5 plays, TD)**

### Longest Scoring Drive By Plays, Sugar Bowl

- 18—Rice vs. Ole Miss, January 2, 1961 (77 yards, TD)
- 18—Nebraska vs. Florida, Dec. 31, 1974 (99 yards, TD)
- 17—Florida vs. Florida State, Jan. 2, 1995 (80 yards, TD)
- 16—Alabama vs. Ole Miss, Jan. 1, 1964 (72 yards, FG)
- 16—Auburn vs. Michigan, Jan. 2, 1984 (60 yards, FG)
- 16—Georgia vs. Penn State, Jan. 1, 1983 (70 yards, FG)
- 16—Texas vs. Virginia, Jan. 1, 1991 (72 yards, FG)
- 16—Virginia Tech vs. Michigan, Jan. 3, 2012 (61 yards, TD)

### Longest Scoring Drive By Plays, Playoff Semifinals

- 19—Oregon vs. Florida State, Rose, Jan. 1, 2015 (88 yards, FG)
- 15—Notre Dame vs. Alabama, Rose, Jan. 1, 2021 (75 yards, TD)
- 14—Notre Dame vs. Alabama, Rose, Jan. 1, 2021 (80 yards, TD)
- 14—Oklahoma vs. Alabama, Orange, Dec. 29, 2018 (80 yards, TD)
- 14—Ohio State vs. Clemson, Fiesta, Dec. 28, 2019 (70 yards, FG)
- 14—Oklahoma vs. Alabama, Orange, Dec. 29, 2018 (66 yards, FG)

### Longest Scoring Drive By Plays, New Year's Six games

- 19—Oregon vs. Florida State, Rose, Jan. 1, 2015 (88 yards, FG)
- 17—USC vs. Tulane, Cotton, Jan. 2, 2023 (75 yards, TD)**
- 16—W. Michigan vs. Wisconsin, Cotton, Jan. 2, 2017 (65 yds, TD)
- 16—W. Michigan vs. Wisconsin, Cotton, Jan. 2, 2017 (75 yds, TD)
- 16—Florida vs. Oklahoma, Cotton, Dec. 30, 2020 (88 yards, TD)

### Longest Scoring Drive By Time, Sugar Bowl

- 8:50—Nebraska vs. Florida, Dec. 31, 1974 (18-99 yds, TD)
- 7:38—Virginia Tech vs. Michigan, Jan. 3, 2012 (16-61 yds, TD)
- 7:35—Syracuse vs. Auburn, Jan. 1, 1988 (14-54 yds, FG)
- 7:31—Ohio State vs. Florida State, Jan. 1, 1998 (14-63 yds, FG)
- 7:21—Auburn vs. Michigan, Jan. 2, 1984 (16-60 yds, FG)

### Longest Scoring Drive By Time, Playoff Semifinals

- 8:03—Notre Dame vs. Alabama, Rose, Jan. 1, 2021 (75 yds, TD)
- 7:05—Alabama vs. Oklahoma, Orange, Dec. 29, 2018 (55 yds, FG)
- 5:58—Ohio State vs. Georgia, Peach, Dec. 31, 2022 (48 yds, FG)**
- 5:52—Oklahoma vs. LSU, Peach, Dec. 28, 2019 (75 yds, TD)
- 5:45—Ohio State vs. Georgia, Peach, Dec. 31, 2022 (75 yds, TD)**

### Longest Scoring Drive By Time, New Year's Six games

- 9:02—USC vs. Tulane, Cotton, Jan. 2, 2023 (75 yds, TD)**
- 8:59—W. Mich. vs. Wisconsin, Cotton, Jan. 2, 2017 (75 yds, TD)
- 8:46—W. Mich. vs. Wisconsin, Cotton, Jan. 2, 2017 (65 yds, TD)
- 8:09—Iowa State vs. Oregon, Fiesta, Jan. 2, 2021 (69 yds, TD)
- 8:03—Notre Dame vs. Alabama, Rose, Jan. 1, 2021 (75 yds, TD)

## TIME OF POSSESSION

### Most Time Of Possession, Sugar Bowl

- 39:16—LSU vs. Illinois, Jan. 1, 2002
- 37:35—Syracuse vs. Auburn, Jan. 1, 1988
- 37:32—Auburn vs. Michigan, Jan. 2, 1984
- 36:28—Virginia vs. Tennessee, Jan. 1, 1991
- 36:27—Florida vs. Florida State, Jan. 2, 1997

Items in bold indicate the most recent season.

### Most Time Of Possession, Playoff Semifinals

- 36:08—Alabama vs. Oklahoma, Orange, Dec. 29, 2018
- 35:51—Clemson vs. Ohio State, Fiesta, Dec. 31, 2016
- 35:15—Clemson vs. Oklahoma, Orange, Dec. 31, 2015
- 34:15—Georgia vs. Michigan, Orange, Dec. 31, 2021
- 34:05—Ohio State vs. Clemson, Sugar, Jan. 1, 2021

### Most Time Of Possession, New Year's Six games

- 44:31—LSU vs. UCF, Fiesta, Jan. 1, 2019
- 42:48—Iowa State vs. Oregon, Fiesta, Jan. 2, 2021
- 39:52—Wisconsin vs. Miami, Orange, Dec. 30, 2017
- 39:49—USC vs. Tulane, Cotton, Jan. 2, 2023**
- 38:03—Wisconsin vs. Oregon, Rose, Jan. 1, 2020

## TIME OF GAME

### Longest Sugar Bowl

- 4:10—Florida vs. Florida State, Jan. 2, 1997
- 3:56—Miami vs. Florida, Jan. 2, 2001
- 3:55—Virginia Tech vs. Florida State, Jan. 4, 2000
- 3:54—LSU vs. Illinois, Jan. 1, 2002
- 3:54—West Virginia vs. Georgia, Jan. 2, 2006

### Longest Playoff Semifinal

- 4:55—TCU vs. Michigan, Fiesta, Dec. 31, 2022**
- 4:05—Georgia vs. Oklahoma, Rose, Jan. 1, 2018
- 3:41—Clemson vs. Oklahoma, Orange, Dec. 31, 2015
- 3:41—Ohio State vs. Alabama, Sugar, Jan. 1, 2015
- 3:41—Clemson vs. Ohio State, Fiesta, Dec. 28, 2019

### Longest New Year's Six Bowl

- 5:46—Tulane vs. USC, Cotton, Jan. 2, 2023**
- 4:55—TCU vs. Michigan, Fiesta, Dec. 31, 2022**
- 4:12—Penn State vs. USC, Rose, Jan. 2, 2017
- 4:10—Michigan State vs. Baylor, Cotton, Jan. 1, 2015
- 4:05—Georgia vs. Oklahoma, Rose, Jan. 1, 2018

### Shortest Sugar Bowl

- 2:21—Alabama vs. Nebraska, Jan. 2, 1967
- 2:32—Arkansas vs. Ole Miss, Jan. 1, 1963
- 2:33—LSU vs. Syracuse, Jan. 1, 1965
- 2:45—Florida vs. Missouri, Jan. 1, 1966
- 2:48—Nebraska vs. Florida, Dec. 31, 1974

### Shortest Playoff Semifinal

- 3:13—Alabama vs. Notre Dame, Rose, Jan. 1, 2021
- 3:18—Alabama vs. Cincinnati, Cotton, Dec. 31, 2021
- 3:19—Michigan State vs. Alabama, Cotton, Dec. 31, 2015
- 3:19—Clemson vs. Alabama, Sugar, Jan. 1, 2018
- 3:19—Georgia vs. Michigan, Orange, Dec. 31, 2021

### Shortest New Year's Six Bowl

- 3:04—Wisconsin vs. Western Michigan, Cotton, Jan. 2, 2017
- 3:13—Alabama vs. Notre Dame, Rose, Jan. 1, 2021
- 3:15—Alabama vs. Kansas State, Sugar, Dec. 31, 2022**
- 3:16—Ole Miss vs. TCU, Peach, Dec. 31, 2014
- 3:18—Alabama vs. Cincinnati, Cotton, Dec. 31, 2021

## FIRST DOWNS

### Most First Downs, Sugar Bowl

- 32—LSU vs. Illinois, Jan. 1, 2002

### Most First Downs, Playoff Semifinals

- 31—LSU vs. Oklahoma, Peach, Dec. 28, 2019

### Most First Downs, New Year's Six games

- 34—Oklahoma State vs. Notre Dame, Fiesta, Jan. 1, 2022

### Most First Downs, All Bowls

- 39—Nevada vs. Arizona, New Mexico, Dec. 15, 2012

### Most First Downs Rushing, Sugar Bowl


- 27—Oklahoma vs. Auburn, Jan. 1, 1972

### Most First Downs Rushing, Playoff Semifinals

- 17—Oregon vs. Florida State, Rose, Jan. 1, 2015
- 17—Clemson vs. Oklahoma, Orange, Dec. 31, 2015

### Most First Downs Rushing, New Year's Six games

- 22—Georgia Tech vs. Mississippi State, Orange, Dec. 31, 2014



*Ohio State has played in two Playoff Semifinals at the Allstate Sugar Bowl as an underdog - and the Buckeyes have won both of those game.*

### Most First Downs Rushing, All Bowls

- 30—Baylor vs. North Carolina, Russell Athletic, Dec. 15, 2015

### Most First Downs Passing, Sugar Bowl

- 23—LSU vs. Illinois, Jan. 1, 2002

### Most First Downs Passing, Playoff Semifinals

- 20—LSU vs. Oklahoma, Peach, Dec. 28, 2019

### Most First Downs Passing, New Year's Six games

- 24—Notre Dame vs. Oklahoma State, Fiesta, Jan. 1, 2022

### Most First Downs Passing, All Bowls

- 27—BYU vs. Penn State, Holiday, Dec. 30, 1989

### Most First Downs By Penalty, Sugar Bowl

- 6—Florida vs. Florida State, Jan. 2, 1997

### Most First Downs By Penalty, Playoff Semifinals

- 5—Michigan vs. TCU, Fiesta, Dec. 31, 2022

### Most First Downs By Penalty, New Year's Six games

- 5—UCF vs. LSU, Fiesta, Jan. 1, 2019
- 5—Baylor vs. Georgia, Sugar, Jan. 1, 2020
- 5—Michigan vs. TCU, Fiesta, Dec. 31, 2022**

### Most First Downs By Penalty, All Bowls

- 8—West Virginia vs. Florida St., Gator, Jan. 1, 2005

## TURNOVERS

### Most Turnovers, Sugar Bowl

- 9—Ole Miss (3 INT, 6 FUM) vs. Alabama, Jan. 1, 1964
- 8—Six times, last: Air Force (4 INT, 4 FUM) vs. Tennessee, Jan. 1, 1971

### Most Turnovers, Playoff Semifinals

- 5—Florida State (1 INT, 4 FUM) vs. Oregon, Rose, Jan. 1, 2015

### Most Turnovers, New Year's Six games

- 5—Florida State (1 INT, 4 FUM) vs. Oregon, Rose, Jan. 1, 2015
- 5—Florida State (4 INT, 1 FUM) vs. Houston, Peach, Dec. 31, 2015

### Most Turnovers Combined, Sugar Bowl

- 16—Santa Clara (8) and LSU (8), Jan. 1, 1937

### Most Turnovers Combined, Playoff Semifinals

- 8—TCU (4) and Ole Miss (4), Peach, Dec. 31, 2014

# SUGAR BOWL RECORD BOOK - TEAM

## Most Turnovers Combined, New Year's Six games

8—TCU (4) and Ole Miss (4), Peach, Dec. 31, 2014

## Most Fumbles, Sugar Bowl

11—Ole Miss vs. Alabama, Jan. 1, 1964 (6 lost)

## Most Fumbles, Playoff Semifinals

7—Florida State vs. Oregon, Rose, Jan. 1, 2015 (4 lost)

## Most Fumbles, New Year's Six games

7—Florida State vs. Oregon, Rose, Jan. 1, 2015 (4 lost)

## Most Fumbles, All Bowls

11—Ole Miss vs. Alabama, Sugar, Jan. 1, 1964 (6 lost)

## Most Fumbles Lost, Sugar Bowl

6—Ole Miss vs. Alabama, Jan. 1, 1964

## Most Fumbles Lost, Playoff Semifinals

4—Florida State vs. Oregon, Rose, Jan. 1, 2015 (7 total)

## Most Fumbles Lost, New Year's Six games

4—Florida State vs. Oregon, Rose, Jan. 1, 2015 (7 total)

## Most Fumbles Lost, All Bowls

6—Six times

## Most Passes Had Intercepted, Sugar Bowl

5—Nebraska vs. Alabama, Jan. 2, 1967  
5—LSU vs. Nebraska, Jan. 1, 1985  
4—14 times, last: Hawaii vs. Georgia, Jan. 1, 2008

## Most Passes Had Intercepted, Playoff Semifinals

3—Alabama vs. Ohio State, Sugar, Jan. 1, 2015

## Most Passes Had Intercepted, New Year's Six games

4—Florida State vs. Houston, Peach, Dec. 31, 2015

## Most Passes Had Intercepted, All Bowls

8—Arizona vs. Auburn, Sun, 1968

## RETURNS

### Most Punt Return Yards, Sugar Bowl

106—Penn State vs. Georgia, Jan. 1, 1983 (5 ret.)

### Most Punt Return Yards, Playoff Semifinals

80—Alabama vs. Michigan State, Cotton, Dec. 31, 2015 (5 ret.)

### Most Punt Return Yards, New Year's Six games

80—Alabama vs. Michigan State, Cotton, Dec. 31, 2015 (5 ret.)

### Most Punt Return Yards, All Bowls

180—Florida State vs. Penn State, Orange (3OT), Jan. 3, 2006

### Most Kickoff Return Yards, Sugar Bowl

226—Cincinnati vs. Florida, Jan. 1, 2010 (9 returns)

### Most Kickoff Return Yards, Playoff Semifinals

186—Florida State vs. Oregon, Rose, Jan. 1, 2015

### Most Kickoff Return Yards, New Year's Six games

222—Utah vs. Ohio State, Rose, Jan. 1, 2022 (8 returns)

### Most Kickoff Return Yards, All Bowls

284—Oklahoma vs. West Virginia, Fiesta, Jan. 2, 2008 (9 returns)

### Most Fumble Returns, Sugar Bowl

2—Oklahoma vs. Alabama, Jan. 2, 2014

### Most Fumble Return Yards, Sugar Bowl

34—Oklahoma vs. Alabama, Jan. 2, 2014 (2 returns)

## PUNTS

### Most Punts, Sugar Bowl

14—Four times. Last: Tulsa vs. Tennessee, Jan. 1, 1943

### Most Punts, Playoff Semifinals

9—Washington vs. Alabama, Peach, Dec. 31, 2016  
9—Michigan State vs. Alabama, Cotton, Dec. 31, 2015

## Most Punts, New Year's Six games

9—Four times, last: Ohio St. vs. Washington, Rose, Jan. 1, 2019

## Most Punts, All Bowls

17—Duke vs. USC, Rose, Jan. 2, 1939

## Fewest Punts, Sugar Bowl

1—Seven times. Last: Louisville vs. Florida, Jan. 3, 2013

## Fewest Punts, Playoff Semifinals

1—LSU vs. Oklahoma, Peach, Dec. 28, 2019

## Fewest Punts, New Year's Six games

1—Mississippi State vs. Georgia Tech, Orange, Dec. 31, 2014  
1—Baylor vs. Michigan State, Cotton, Jan. 1, 2015  
1—LSU vs. Oklahoma, Peach, Dec. 28, 2019

## Most Punting Yards, Sugar Bowl

672—TCU vs. LSU, Jan. 1, 1936

## Best Punting Average (min. 3), Sugar Bowl

55.0—Alabama vs. Ohio State, Jan. 1, 2015  
52.7—Florida vs. West Virginia, Jan. 1, 1994  
49.2—Auburn vs. Oklahoma, Jan. 2, 2017  
49.0—Wyoming vs. LSU, Jan. 1, 1968  
48.5—Penn State vs. Alabama, Dec. 31, 1975

## Best Punting Average (min. 3), Playoff Semifinals

55.0—Alabama vs. Ohio State, Sugar, Jan. 1, 2015

## Best Punting Average (min. 3), New Year's Six games

55.0—Alabama vs. Ohio State, Sugar, Jan. 1, 2015

## Best Punting Average (min. 3), All Bowls

55.0—Texas A&M vs. Penn St., Alamo, Dec. 29, 2007 (6 for 330)  
55.0—Alabama vs. Ohio State, Sugar, Jan. 1, 2015 (7 for 385)

## PENALTIES

### Most Penalties, Sugar Bowl

15—Miami vs. Tennessee, Jan. 1, 1986 (120 yards)  
15—Florida vs. Florida State, Jan. 2, 1997 (102 yards)

### Most Penalties, Playoff Semifinals

14—LSU vs. UCF, Fiesta, Jan. 1, 2019

### Most Penalties, New Year's Six games

14—LSU vs. UCF, Fiesta, Jan. 1, 2019

### Most Penalties, All Bowls

21—Mississippi State vs. Clemson, Peach, 1999

### Most Penalties Combined, Sugar Bowl

29—Florida (15) and Florida State (14), Jan. 2, 1997

### Most Penalties Combined, New Year's Six games

26—LSU (14) and UCF (12), Fiesta, Jan. 1, 2019

### Most Penalties Combined, All Bowls

29—Mississippi St. (21) and Clemson (8), Peach, 1999  
29—Florida (15) and Florida St. (14), Sugar, 1997  
29—Tulsa (16) and McNeese St. (13), Independence, 1976

### Most Penalty Yards, Sugar Bowl

130—LSU vs. Nebraska, Jan. 1, 1987 (12 penalties)

### Most Penalty Yards, Playoff Semifinals

95—Ohio State vs. Clemson, Sugar, Jan. 1, 2021

### Most Penalty Yards, New Year's Six games

145—LSU vs. UCF, Fiesta, Jan. 1, 2019 (14 pens.)

### Most Penalty Yards, All Bowls

202—Miami vs. Texas, Cotton, 1991 (16 penalties)

### Most Penalty Yards Combined, Sugar Bowl

245—Tennessee (125) and Miami (120), Jan. 1, 1986

### Most Penalty Yards Combined, New Year's Six games

249—LSU (145) and UCF (104), Fiesta, Jan. 1, 2019

## Most Penalty Yards Combined, All Bowls

295—Florida St. (174) and West Virginia (121), Gator, 2005

## DEFENSE

### Most Sacks By, Sugar Bowl

10—Baylor vs. Ole Miss, Jan. 1, 2022  
8—Georgia vs. Hawaii, Jan. 1, 2008  
8—Utah vs. Alabama, Jan. 2, 2009  
7—Tennessee vs. Miami, Jan. 1, 1986  
7—Florida State vs. Virginia Tech, Jan. 4, 2000  
7—Oklahoma vs. Alabama, Jan. 2, 2014

### Most Sacks By, Playoff Semifinals

6—Alabama vs. Cincinnati, Cotton, Dec. 31, 2021  
6—Clemson vs. Notre Dame, Cotton, Dec. 29, 2018  
5—Four times.

### Most Sacks By, New Year's Six games

10—Baylor vs. Ole Miss, Sugar, Jan. 1, 2022  
8—Boise State vs. Arizona, Fiesta, Dec. 31, 2014  
8—Ohio State vs. USC, Cotton, Dec. 29, 2017  
8—Georgia vs. Cincinnati, Peach, Jan. 1, 2021

### Tackles for Loss, Sugar Bowl

19—Florida State vs. Ohio State, Jan. 1, 1998  
16—Florida State vs. Virginia Tech, Jan. 4, 2000  
13—Georgia vs. Florida State, Jan. 1, 2003  
12—Tennessee vs. Miami, Jan. 1, 1986  
12—Ole Miss vs. Oklahoma St., Jan. 1, 2016

### Tackles for Loss, Playoff Semifinals

11—Clemson vs. Ohio State, Fiesta, Dec. 31, 2016  
11—Alabama vs. Ohio State, Sugar, Jan. 1, 2015

### Tackles for Loss, New Year's Six games

15—Florida State vs. Michigan, Orange, Dec. 30, 2016

### Pass Breakups, Sugar Bowl

15—Notre Dame vs. Florida, Jan. 1, 1992  
14—Alabama vs. Miami, Jan. 1, 1993  
13—Georgia vs. Pittsburgh, Jan. 1, 1982  
13—Tennessee vs. Miami, Jan. 1, 1986  
12—Miami vs. Florida, Jan. 2, 2001

### Most Interceptions By, Sugar Bowl

5—Nebraska vs. LSU, Jan. 1, 1985  
5—Alabama vs. Nebraska, Jan. 2, 1967  
4—14 times, last: Georgia vs. Hawaii, Jan. 1, 2008

### Most Interceptions By, Playoff Semifinals

3—Ohio State vs. Alabama, Sugar, Jan. 1, 2015

### Most Interceptions By, New Year's Six games

4—Houston vs. Florida State, Peach, Dec. 31, 2015

### Most Passes Had Intercepted, All Bowls

8—Arizona vs. Auburn, Sun, 1968

### Interception Return Yards, Sugar Bowl

112—Baylor vs. Ole Miss, Jan. 1, 2022 (3 INT)  
89—Tennessee vs. Miami, Jan. 1, 1986 (4 INT)  
87—Alabama vs. Miami, Jan. 1, 1993 (3 INT)  
81—Florida vs. Nebraska, Dec. 31, 1974 (4 INT)  
77—Georgia vs. Florida State, Jan. 1, 2003 (2 INT)  
77—Ohio State vs. Alabama, Jan. 1, 2015 (3 INT)

### Interception Return Yards, Playoff Semifinals

104—Clemson vs. Ohio State, Fiesta, Dec. 31, 2016

### Interception Return Yards, New Year's Six games

112—Baylor vs. Ole Miss, Sugar, Jan. 1, 2022 (3 INT)

# SUGAR BOWL RECORD BOOK - INDIVIDUAL

## ALL-PURPOSE YARDS

### Most All-Purpose Yards, Sugar Bowl

1.	282	Kevin Williams (241 ret/49 rec/-8 rush) ....	Miami vs. Alabama, Jan. 1, 1993
2.	266	Domanick Davis (139 ret/122 rush/5 ret).....	LSU vs. Illinois, Jan. 1, 2002
3.	254	Trey Sermon (193 rush/61 rec) .....	Ohio State vs. Clemson, Jan. 1, 2021
4.	248	Mardy Gilyard (207 ret/41rec) .....	Cincinnati vs. Florida, Jan. 1, 2010
5.	245	Bruce Maxwell (137 rec/108 rush) .....	Arkansas vs. Ole Miss, Jan. 1, 1970
6.	243	Ezekiel Elliott (230 rush/13 rec) .....	Ohio State vs. Alabama, Jan. 1, 2015
7.	239	Josh Reed (239 rec).....	LSU vs. Illinois, Jan. 1, 2002
8.	220	Peter Warrick (163 rec/57 ret) .....	Florida State vs. Virginia Tech, Jan. 4, 2000
9.	212	Steve Slaton (204 rush/8 rec) .....	West Virginia vs. Georgia, Jan. 2, 2006
10.	207	Jack Jackson (128 rec/79 ret) .....	Florida vs. Florida State, Jan. 2, 1995

### Most All-Purpose Yards, Playoff Semifinals

1.	254	Trey Sermon (193 rush/61 rec).....	Ohio State vs. Clemson, Jan. 1, 2021
2.	243	Ezekiel Elliott (230 rush/13 rec).....	Ohio State vs. Alabama, Sugar, Jan. 1, 2015
3.	227	Justin Jefferson (227 rec) .....	LSU vs. Oklahoma, Peach, Dec. 28, 2019
4.	222	Sony Michel (181 rush/41 rec) .....	Georgia vs. Oklahoma, Rose, Jan. 1, 2018
5.	199	Rodney Anderson (201 rush/-2 rec).....	Oklahoma vs. Georgia, Rose, Jan. 1, 2018

### Most All-Purpose Yards, New Year's Six games

1.	368	Christian McCaffrey (172 rush/105 rec./91 ret.)..	Stanford vs. Iowa, Rose, Jan. 1, 2016
2.	347	Jaxon Smith-Njigba (347 rec.) .....	Ohio State vs. Utah, Rose, Jan. 1, 2022
3.	306	Saquon Barkley (194 rush/55 rec./57 KR)..	Penn St. vs. Southern Cal, Rose, Jan. 2, 2017
4.	254	Trey Sermon (193 rush/61 rec).....	Ohio State vs. Clemson, Jan. 1, 2021
5.	252	Britain Covey (10 rush/34 rec/208 KR).....	Utah vs. Ohio State, Rose, Jan. 1, 2022

### Most All-Purpose Yards, All Bowls

1.	408	Chris Johnson.....	East Carolina vs. Boise State, Hawaii Bowl, Dec. 23, 2007
2.	403	Antonio Brown .....	Central Mich. vs. Troy, GMAC, 2010
3.	375	Gartrell Johnson .....	Colorado St. vs. Fresno St., New Mexico, 2008
4.	368	Christian McCaffrey .....	Stanford vs. Iowa, Rose, Jan. 1, 2016
5.	359	Sherman Williams.....	Alabama vs. Ohio St., Florida Citrus, 1995

### Most All-Purpose Yards, Superdome History (College, FBS)

1.	343	Donald Buckram (234 rush/109 rec) .....	UTEP vs. Tulane, Nov. 7, 2009
2.	324	Jeremy Williams (139 rec/145 ret) .....	Tulane vs. UTEP, Nov. 7, 2009
3.	312	Matt Forté (303 rush/9 rec).....	Tulane vs. Southeastern, Sept. 22, 2007
4.	293	Matt Forté (278 rush, 15 rec) .....	Tulane vs. Memphis, Oct. 27, 2007
5.	283	Matt Forté (216 rush/47 rec).....	Tulane vs. Army, Nov. 13, 2004
	283	Darryl Surgen (93 rec/190 ret).....	ULL vs. S.D. St., N.O. Bowl, Dec. 17, 2011

## DEFENSE

### Total Tackles (all 15 tackle games), Sugar Bowl

1.	20	Tom Cousineau .....	Ohio State vs. Alabama, Jan. 1, 1978
	20	Terrel Bernard .....	Baylor vs. Ole Miss, Jan. 1, 2022
3.	18	Greg Collins .....	Notre Dame vs. Alabama, Dec. 31, 1973
	18	Rod Smith .....	Notre Dame vs. Florida, Jan. 1, 1992
5.	17	Kenny Dill.....	Ole Miss vs. Alabama, Jan. 1, 1964
	17	Mike Vincent .....	LSU vs. Syracuse, Jan. 1, 1965
	17	Lance Mehl.....	Penn State vs. Alabama, Jan. 1, 1979
	17	Kurt Crain.....	Auburn vs. Syracuse, Jan. 1, 1988
9.	16	Tommy Yearout.....	Auburn vs. Oklahoma, Jan. 1, 1972
	16	John Hayworth.....	Auburn vs. Oklahoma, Jan. 1, 1972
	16	Aaron Brown .....	Ohio State vs. Alabama, Jan. 1, 1978
12.	15	Jerry Kober .....	LSU vs. Wyoming, Jan. 1, 1968
	15	Benny Griffin .....	LSU vs. Wyoming, Jan. 1, 1968
	15	Cliff Powell.....	Arkansas vs. Georgia, Jan. 1, 1969
	15	Ben Zambiasi.....	Georgia vs. Pittsburgh, Jan. 1, 1977
	15	Shawn Burks.....	LSU vs. Nebraska, Jan. 1, 1985

### Total Tackles, Playoff Semifinals

1.	18	Alohi Gilman .....	Notre Dame vs. Clemson, Cotton, Dec. 29, 2018
2.	16	Te'von Coney .....	Notre Dame vs. Clemson, Cotton, Dec. 29, 2018
3.	15	Raekwon McMillan.....	Ohio State vs. Clemson, Fiesta, Dec. 31, 2016
	15	Kenneth Murray.....	Oklahoma vs. Alabama, Orange, Dec. 29, 2018
5.	14	P.J. Williams.....	Florida State vs. Oregon, Rose, Jan. 1, 2015

### Total Tackles, New Year's Six games

1.	20	Terrel Bernard.....	Baylor vs. Ole Miss, Sugar, Jan. 1, 2022
2.	18	Alohi Gilman.....	Notre Dame vs. Clemson, Cotton, Dec. 29, 2018
3.	17	Tommy Eichenberg .....	Ohio State vs. Utah, Rose, Jan. 1, 2022
	17	Dorian Williams.....	Tulane vs. Southern Cal, Cotton, Jan. 2, 2023
5.	16	Te'von Coney .....	Notre Dame vs. Clemson, Cotton, Dec. 29, 2018

### Total Tackles, All Bowls

1.	31	Lee Roy Jordan .....	Alabama vs. Oklahoma, Orange, Jan. 1, 1963
----	----	----------------------	--------------------------------------------

### Total Tackles, Superdome History (College, FBS)

1.	24	Marvi Burdette .....	UAB vs. Tulane, Oct. 27, 2012
2.	20	Terrel Bernard.....	Baylor vs. Ole Miss, Sugar Bowl, Jan. 1, 2022
3.	18	Shakiel Smith .....	Tulane vs. Rice, Nov. 13, 2010
4.	18	Trent Mackey .....	Tulane vs. Syracuse, Oct. 8, 2011
5.	17	Cardia Jackson .....	UL Monroe vs. Tulane, Sept. 20, 2008
	17	Trent Mackey .....	Tulane vs. Army, Oct. 9, 2010

### Most Quarterback Sacks, Sugar Bowl

1.	3	Ron Stallworth.....	Auburn vs. Syracuse, Jan. 1, 1988
	3	Cornell Brown .....	Virginia Tech vs. Texas, Dec. 31, 1995
	3	Jamal Reynolds.....	Florida State vs. Virginia Tech, Jan. 4, 2000
	3	Marcus Howard .....	Georgia vs. Hawaii, Jan. 1, 2008
	3	Stevenson Sylvester .....	Utah vs. Alabama, Jan. 2, 2009
	3	Eric Striker .....	Oklahoma vs. Alabama, Jan. 2, 2014

### Most Quarterback Sacks, Playoff Semifinals

1.	4	Dylan Horton .....	TCU vs. Michigan, Fiesta, Dec. 31, 2022
2.	2	Seven tied. Most recent: Will Anderson...	Alabama vs. N. Dame, Cotton, Dec. 31, 2021

### Most Quarterback Sacks, New Year's Six games

1.	4	Dylan Horton .....	TCU vs. Michigan, Fiesta, Dec. 31, 2022
2.	3	Azeez Ojulari.....	Georgia vs. Cincinnati, Peach, Jan. 1, 2021
3.	2.5	Sam Hubbard .....	Ohio State vs. USC, Cotton, Dec. 29, 2017
4.	2	Nineteen tied. Most recent: Curtis Jacobs .....	Penn State vs. Utah, Rose, Jan. 2, 2023

### Most Quarterback Sacks, All Bowls

1.	6	Shay Muirbrook.....	BYU vs. Kansas State, Cotton, Jan. 1, 1997
----	---	---------------------	--------------------------------------------

### Most Tackles for Loss, Sugar Bowl

1.	4	Ray Nettles .....	Tennessee vs. Air Force, Jan. 1, 1971
	4	E.J. Junior .....	Alabama vs. Penn State, Jan. 1, 1979
	4	Mark Hovanic.....	Tennessee vs. Miami, Jan. 1, 1986
	4	Cornell Brown .....	Virginia Tech vs. Texas, Dec. 31, 1995
	4	Jimmy Williams .....	Virginia Tech vs. Auburn, Jan. 1, 2005
	4	Cameron Heyward.....	Ohio State vs. Arkansas, Jan. 4, 2011
	4	Jake Ryan .....	Michigan vs. Virginia Tech, Jan. 3, 2012
	4	Dominique Easley .....	Florida vs. Louisville, Jan. 2, 2013
	4	Brian Branch.....	Alabama vs. Kansas State, Dec. 31, 2022

### Most Tackles For Loss, Playoff Semifinals

1.	3.5	Kevin Dodd .....	Clemson vs. Oklahoma, Orange, Dec. 31, 2015
2.	3	Darron Lee.....	Ohio State vs. Alabama, Sugar, Jan. 1, 2015
	3	Eric Striker.....	Oklahoma vs. Clemson, Orange, Dec. 31, 2015
	3	Clelin Farrell.....	Clemson vs. Ohio State, Fiesta, Dec. 31, 2016
	3	Anfernee Jennings.....	Alabama vs. Clemson, Sugar, Jan. 1, 2018
	3	Austin Bryant.....	Clemson vs. Notre Dame, Cotton, Dec. 29, 2018

### Most Tackles For Loss, New Year's Six games

1.	4	DeMarcus Walker .....	Florida State vs. Michigan, Orange, Dec. 30, 2016
	4	Rashard Lawrence .....	LSU vs. UCF, Fiesta, Jan. 1, 2019
	4	Brian Branch.....	Alabama vs. Kansas State, Sugar, Dec. 31, 2022
4.	3.5	Kevin Dodd .....	Clemson vs. Oklahoma, Orange, Dec. 31, 2015
	3.5	Aziz Shittu .....	Stanford vs. Iowa, Rose, Jan. 1, 2016
	3.5	Matthew Thomas .....	Florida State vs. Michigan, Orange, Dec. 30, 2016
	3.5	Sam Hubbard .....	Ohio State vs. USC, Cotton, Dec. 29, 2017
	3.5	Shaquem Griffin.....	UCF vs. Auburn, Peach, Jan. 1, 2018

### Most Tackles for Loss, All Bowls

1.	6	Shay Muirbrook.....	BYU vs. Kansas State, Cotton, 1997
	6	LeMarcus McDonald.....	TCU vs. Texas A&M, galleryfurniture.com, 2001
	6	Joseph Ossai .....	Texas vs. Utah, Alamo, Dec. 31, 2019
4.	5.5	Chris Chamberlain.....	Tulsa vs. Bowling Green, GMAC, 2008
	5.5	Houston Bates.....	Louisiana Tech vs. Illinois, Heart of Dallas, 2014

### Forced Fumbles, Sugar Bowl

1.	2	Rich Kraynak.....	Pittsburgh vs. Georgia, Jan. 1, 1982
	2	Marcus Howard .....	Georgia vs. Hawaii, Jan. 1, 2008
	2	Tramain Thomas .....	Arkansas vs. Ohio State, Jan. 4, 2011

### Fumble Recoveries, Sugar Bowl

1.	2	Walt Yowarsky.....	Kentucky vs. Oklahoma, Jan. 1, 1951
	2	Jamie Rotella .....	Tennessee vs. Air Force, Jan. 1, 1971
	2	Darryl Haas.....	Air Force vs. Tennessee, Jan. 1, 1971
	2	Geneo Grissom .....	Oklahoma vs. Alabama, Jan. 2, 2014

# SUGAR BOWL RECORD BOOK - INDIVIDUAL



Justin Fields threw for 385 yards and a Sugar Bowl record six touchdowns as the Buckeyes rolled over Clemson in the 2021 Sugar Bowl.

## Interceptions, Sugar Bowl

1.	3	Denis O'Connor	St. Mary's vs. Oklahoma A&M, Jan. 1, 1946
3	Raymond Brown	Ole Miss vs. Texas, Jan. 1, 1958	
3	Bobby Johns	Alabama vs. Nebraska, Jan. 2, 1967	
4.	2	18 tied, last by JT Woods	Baylor vs. Ole Miss, Jan. 1, 2022

## Most Interceptions, Playoff Semifinals

1.	2	Derion Kendrick	Georgia vs. Michigan, Orange, Dec. 31, 2021
----	---	-----------------	---------------------------------------------

## Most Interceptions, New Year's Six games

1.	2	William Jackson III	Houston vs. Florida State, Peach, Dec. 31, 2015
2	Trevon Stewart	Houston vs. Florida State, Peach, Dec. 31, 2015	
2	Chauncey Gardner	Florida vs. Michigan, Peach, Dec. 29, 2018	
2	Richard LeCounte	Georgia vs. Baylor, Sugar, Jan. 1, 2020	
2	Derion Kendrick	Georgia vs. Michigan, Orange, Dec. 31, 2021	
2	JT Woods	Baylor vs. Ole Miss, Sugar, Jan. 1, 2022	

## Most Interceptions, All Bowls

1.	4	Manuel Aja	Arizona State vs. Xavier, Salad, Jan. 2, 1950
4	Jim Dooley	Miami (Fla.) vs. Clemson, Gator, Jan. 1, 1952	

## Most Interceptions, Superdome History (College, FBS)

1.	3	Clinton Burrell	LSU vs. Tulane, Nov. 22, 1975
----	---	-----------------	-------------------------------

## Most Passes Broken Up, Sugar Bowl

1.	5	Steve Kelley	Georgia vs. Pittsburgh, Jan. 1, 1982
5	Tommy Johnson	Alabama vs. Miami, 1993	
3.	4	Andre Creamer	Tennessee vs. Miami, 1986
4	Dale Carter	Tennessee vs. Virginia, 1991	
4	Darryl Hardy	Tennessee vs. Virginia, 1991	
4	Tom Carter	Notre Dame vs. Florida, 1992	
4	Larry Green	Virginia Tech vs. Texas, Dec. 31, 1995	
4	Cyrus Jones	Alabama vs. Ohio State, Jan. 1, 2015	

## Most Passes Broken Up, Playoff Semifinals

1.	4	Cyrus Jones	Alabama vs. Ohio State, Sugar, Jan. 1, 2015
4	Xavier McKinney	Alabama vs. Oklahoma, Orange, Dec. 29, 2018	
3.	3	Tre'Vius Hodges-Tomlinson	TCU vs. Michigan, Fiesta, Dec. 31, 2022

## Most Passes Broken Up, New Year's Six games

1.	4	Cyrus Jones	Alabama vs. Ohio State, Sugar, Jan. 1, 2015
4	Kendall Sheffield	Ohio State vs. USC, Cotton, Dec. 29, 2017	
4	Xavier McKinney	Alabama vs. Oklahoma, Orange, Dec. 29, 2018	
4.	3	D.J. White	Georgia Tech vs. Mississippi State, Orange, Dec. 31, 2014
3	Corey Bell	Boise State vs. Arizona, Fiesta, Dec. 31, 2014	
3	Tony Bridges	Ole Miss vs. Oklahoma State, Sugar, Jan. 1, 2016	
3	Leonard Deane	Ole Miss vs. Baylor, Sugar, Jan. 1, 2022	
3	Kool-Aid McKinstry	Alabama vs. Kansas State, Sugar, Dec. 31, 2022	
3	Tre'Vius Hodges-Tomlinson	TCU vs. Michigan, Fiesta, Dec. 31, 2022	
3	Doneiko Slaughter	Tennessee vs. Clemson, Orange, Dec. 30, 2022	

## Most Passes Broken Up, All Bowls

1.	6	Tre Watson	Washington vs. BYU, Fight Hunger, Dec. 27, 2013
2.	5	Dyshod Carter	Kansas St. vs. Purdue, Alamo, 1998
5	Caleb Williams	Georgia Southern vs. Bowling Green, GoDaddy.com, Dec. 23, 2015	
4.	4	22 Tied.	

## PASSING

### Most Pass Attempts, Sugar Bowl

1.	58	Shane Matthews (28 comp.)	Florida vs. Notre Dame, Jan. 1, 1992
2.	56	Gino Torretta (24 comp.)	Miami vs. Alabama, Jan. 1, 1993
3.	53	Rohan Davey (31 comp.)	LSU vs. Illinois, Jan. 1, 2002
4.	48	Trevor Lawrence (33 comp.)	Clemson vs. Ohio State, Jan. 1, 2021
5.	47	Ryan Mallett (24 comp.)	Arkansas vs. Ohio State, Jan. 4, 2011
6.	46	Bob Parker (23 comp.)	Air Force vs. Tennessee, Jan. 1, 1971
7.	45	Steve Spurrier (27 comp.)	Florida vs. Missouri, Jan. 1, 1966
45	Tony Pike (27 comp.)	Cincinnati vs. Florida, Jan. 1, 2010	
9.	44	Pat Sullivan (20 comp.)	Auburn vs. Oklahoma, Jan. 1, 1972
44	Trevor Knight (32 comp.)	Oklahoma vs. Alabama, Jan. 2, 2014	

### Most Pass Attempts, Playoff Semifinals

1.	48	Trevor Lawrence (33 comp.)	Clemson vs. Ohio State, Sugar, Jan. 1, 2021
2.	46	Justin Fields (30 comp.)	Ohio State vs. Clemson, Fiesta, Dec. 28, 2019
3.	45	Jameis Winston (29 comp.)	Florida State vs. Oregon, Rose, Jan. 1, 2015
4.	41	Baker Mayfield (26 comp.)	Oklahoma vs. Clemson, Orange, Dec. 31, 2015
5.	39	Connor Cook (19 comp.)	Michigan State vs. Alabama, Cotton, Dec. 31, 2015
39	Trevor Lawrence (27 comp.)	Clemson vs. Notre Dame, Cotton, Dec. 29, 2018	
39	Joe Burrow (29 comp.)	LSU vs. Oklahoma, Peach, Dec. 28, 2019	
39	Ian Book (27 comp.)	Notre Dame vs. Alabama, Rose, Jan. 1, 2021	

### Most Pass Attempts, New Year's Six games

1.	68	Jack Coan (38 comp.)	Notre Dame vs. Oklahoma State, Fiesta, Jan. 1, 2022
2.	54	Jake Browning (35 comp.)	Washington vs. Ohio State, Rose, Jan. 1, 2019
54	<b>Cole Klubnik (30 comp.)</b>	<b>Clemson vs. Tennessee, Orange, Dec. 30, 2022</b>	
4.	53	Sam Darnold (33 comp.)	Southern Cal vs. Penn State, Rose, Jan. 2, 2017
5.	52	Caleb Williams (37 comp.)	Southern Cal vs. Tulane, Cotton, Jan. 2, 2023

### Most Pass Attempts, All Bowls

1.	78	Mike Kafka (47 comp.)	Northwestern vs. Auburn, Outback, 1/1/10
2.	74	Kyle Orton (38 comp.)	Purdue vs. Washington St., Sun, Dec. 31, 2001
3.	70	Brett Basanez (38 comp.)	Northwestern vs. UCLA, Sun, Dec. 30, 2005
4.	70	Byron Leftwich (41 comp.)	Marshall vs. East Carolina, GMAC, Dec. 19, 2001
5.	69	Case Keenum (45 comp.)	Houston vs. Penn State, TicketCity, 2012
69	Graham Harrell (44 comp.)	Texas Tech vs. Virginia, Gator, 2008	

### Most Pass Attempts, Superdome History (College, FBS)

1.	58	Shane Matthews (28 comp.)	Florida vs. Notre Dame, Sugar Bowl, Jan. 1, 1992
2.	57	Tim Rattay (37 comp.)	Louisiana Tech vs. Tulane, Nov. 26, 1998
57	Ryan Griffin (36 comp.)	Tulane vs. East Carolina, Nov. 17, 2012	
4.	56	Gino Torretta (24 comp.)	Miami vs. Alabama, Sugar Bowl, Jan. 1, 1993
56	Chris Redman (41 comp.)	Louisville vs. Tulane, Oct. 17, 1998	
56	Patrick Ramsey (29 comp.)	Tulane vs. Memphis, Nov. 18, 2000	

### Most Pass Completions, Sugar Bowl

1.	33	Trevor Lawrence (48 att.)	Clemson vs. Ohio State, Jan. 1, 2021
2.	32	Trevor Knight (44 att.)	Oklahoma vs. Alabama, Jan. 2, 2014
3.	31	Rohan Davey (53 att.)	LSU vs. Illinois, Jan. 1, 2002
31	Tim Tebow (35 att.)	Florida vs. Cincinnati, Jan. 1, 2010	
5.	28	Shane Matthews (58 att.)	Florida vs. Notre Dame, Jan. 1, 1992
28	Danny Wuerffel (39 att.)	Florida vs. Florida State, Jan. 2, 1995	
7.	27	Steve Spurrier (45 att.)	Florida vs. Missouri, Jan. 1, 1966
27	Gary Hollingsworth (43 att.)	Alabama vs. Miami, Jan. 1, 1990	
27	Brian Johnson (41 att.)	Utah vs. Alabama, Jan. 2, 2009	
27	Tony Pike (45 att.)	Cincinnati vs. Florida, Jan. 1, 2010	

Items in bold indicate the most recent season.

# SUGAR BOWL RECORD BOOK - INDIVIDUAL

## Most Pass Completions, Playoff Semifinals

- 33 Trevor Lawrence (48 att.) .....Clemson vs. Ohio State, Sugar, Jan. 1, 2021
- 30 Justin Fields (46 att.) ..... Ohio State vs. Clemson, Fiesta, Dec. 28, 2019
- 29 Jameis Winston (45 att.) ..... Florida State vs. Oregon, Rose, Jan. 1, 2015
- 29 Joe Burrow (39 att.) ..... LSU vs. Oklahoma, Peach, Dec. 28, 2019
- 27 Trevor Lawrence (39 att.) .....Clemson vs. Notre Dame, Cotton, Dec. 29, 2018
- 27 Ian Book (39 att.) .....Notrer Dame vs. Alabama, Rose, Jan. 1, 2021

## Most Pass Completions, New Year's Six games

- 38 Jack Coan (68 att.) ..... Notre Dame vs. Oklahoma State, Fiesta, Jan. 1, 2022
- 37 C.J. Stroud (46 att.) ..... Ohio State vs. Utah, Rose, Jan. 1, 2022
- 37 Caleb Williams (52 att.) .....Southern Cal vs. Tulane, Cotton, Jan. 2, 2023**
- 36 Bryce Petty (51 att.) ..... Baylor vs. Michigan State, Cotton, Jan. 1, 2015
- 35 Jake Browning (54 att.) ..... Washington vs. Ohio State, Rose, Jan. 1, 2019

## Most Pass Completions, All Bowls

- 47 Mike Kafka (78 att.) ..... Northwestern vs. Auburn, Outback, 1/1/10
- 45 Case Keenum (69 att.) ..... Houston vs. Penn State, TicketCity, 2012
- 44 Graham Harrell (69 att.) .....Texas Tech vs. Virginia, Gator, 2008
- 43 Steve Clarkson ..... San Jose St. vs. Toledo, California, 1981
- 43 Taylor Potts ..... Texas Tech vs. Northwestern, TicketCity, 2011

## Most Completions, Superdome History (College, FBS)

- 41 Chris Redman (56 att.) ..... Louisville vs. Tulane, Oct. 17, 1998
- 41 Shane Carden (55 att.) ..... East Carolina vs. Tulane, Oct. 12, 2013
- 37 Tim Rattay (57 att.) ..... Louisiana Tech vs. Tulane, Nov. 26, 1998
- 36 Ryan Griffin (57 att.) ..... Tulane vs. East Carolina, Nov. 17, 2012
- 36 Austin Reed (55 att.) .....W. Kentucky vs. S. Alabama, N.O. Bowl, Dec. 21, 2022**
- 36 Carter Bradley (53 att.) .S. Alabama vs. W. Kentucky, N.O. Bowl, Dec. 21, 2022**

## Most Consecutive Pass Completions, Sugar Bowl

- 13 Tim Tebow ..... Florida vs. Cincinnati, Jan. 1, 2010
- 9 Glenn Dobbs ..... Tulsa vs. Tennessee, Jan. 1, 1943
- 9 Bill Montgomery ..... Arkansas vs. Georgia, Jan. 1, 1969
- 8 Harry Gilmer .....Alabama vs. Duke, Jan. 1, 1945

## Most Consecutive Pass Completions, Playoff Semifinals

- 11 Joe Burrow ..... LSU vs. Oklahoma, Peach, Dec. 28, 2019
- 10 Mac Jones .....Alabama vs. Notre Dame, Rose, Jan. 1, 2021
- 9 Tua Tagovailoa .....Alabama vs. Oklahoma, Orange, Dec. 29, 2018
- 9 Jake Fromm ..... Georgia vs. Oklahoma, Rose, Jan. 1, 2018
- 9 Jake Browning ..... Washington vs. Alabama, Peach, Dec. 31, 2016
- 9 Stetson Bennett ..... Georgia vs. Michigan, Orange, Dec. 31, 2021

## Most Consecutive Pass Completions, All Bowls

- 19 Mike Bobo ..... Georgia vs. Wisconsin, Outback, 1/1/98
- 18 Zach Wilson .....BYU vs. Western Michigan, Famous Idaho Potato, 2018
- 17 Ryan Finley ..... N.C. State vs. Arizona St., Sun, 2017
- 16 Philip Rivers ..... N.C. State vs. Kansas, Tangerine, 2003
- 15 Jordan Love ..... Utah St. vs. Kent St., Frisco, 12/20/19

## Most Passing Yards (all 300-yard games), Sugar Bowl

- 482 Tim Tebow (31-of-35) ..... Florida vs. Cincinnati, Jan. 1, 2010
- 444 Rohan Davey (31-of-53) ..... LSU vs. Illinois, Jan. 1, 2002
- 400 Trevor Lawrence (33-of-48) .....Clemson vs. Ohio State, Jan. 1, 2021
- 394 Danny Wuerffel (28-of-39) .....Florida vs. Florida State, Jan. 2, 1995
- 387 AJ McCarron (19-of-30) .....Alabama vs. Oklahoma, Jan. 2, 2014
- 385 Justin Fields (22-of-28) .....Ohio State vs. Clemson, Jan. 1, 2021
- 370 Shane Matthews (28-of-58) ..... Florida vs. Notre Dame, Jan. 1, 1992
- 352 Steve Spurrier (27-of-45) ..... Florida vs. Missouri, Jan. 1, 1966
- 348 Trevor Knight (32-of-44) ..... Oklahoma vs. Alabama, Jan. 2, 2014
- 338 Bill Montgomery (17-of-34) .....Arkansas vs. Ole Miss, Jan. 1, 1970
- 336 Brian Johnson (27-of-41) ..... Utah vs. Alabama, Jan. 2, 2009
- 334 Thad Busby (22-of-33) ..... Florida State vs. Ohio State, Jan. 1, 1998
- 332 JaMarcus Russell (21-of-34) ..... LSU vs. Notre Dame, Jan. 3, 2007
- 329 Chris Weinke (20-of-34) ..... Florida State vs. Virginia Tech, Jan. 4, 2000
- 321 Bryce Young (15-of-21) .....Alabama vs. Kansas State, Dec. 31, 2022**
- 306 Danny Wuerffel (18-of-34) ..... Florida vs. Florida State, Jan. 2, 1997
- 302 Chad Kelly (21-of-33) ..... Ole Miss vs. Oklahoma State, Jan. 1, 2016

## Most Passing Yards, Playoff Semifinals

- 493 Joe Burrow (29-of-39) ..... LSU vs. Oklahoma, Peach, Dec. 28, 2019
- 400 Trevor Lawrence (33-of-48) .....Clemson vs. Ohio State, Sugar, Jan. 1, 2021
- 398 Stetson Bennett (23-of-34) ..... Georgia vs. Ohio State, Peach, Dec. 31, 2022**
- 385 Justin Fields (22-of-28) .....Ohio State vs. Clemson, Sugar, Jan. 1, 2021
- 348 Jameis Winston (29-of-45) ..... Florida State vs. Oregon, Rose, Jan. 1, 2015
- 348 C.J. Stroud (23-of-34) ..... Ohio State vs. Georgia, Peach, Dec. 31, 2022**

## Most Passing Yards, New Year's Six games

- 573 C.J. Stroud (37-of-46) ..... Ohio State vs. Utah, Rose, Jan. 1, 2022
- 550 Bryce Petty (36-of-51) ..... Baylor vs. Michigan State, Cotton, Jan. 1, 2015
- 509 Jack Coan (38-of-68) ..... Notre Dame vs. Oklahoma State, Fiesta, Jan. 1, 2022
- 493 Joe Burrow (29-of-39) ..... LSU vs. Oklahoma, Peach, Dec. 28, 2019
- 462 Caleb Williams (37-of-52) .....Southern Cal vs. Tulane, Cotton, Jan. 2, 2023**

## Most Passing Yards, All Bowls

- 576 Ty Detmer (42-of-59) ..... Brigham Young vs. Penn St., Holiday, 12/30/89
- 576 Byron Leftwich (41-of-70) ..... Marshall vs. East Carolina, (2 ot) GMAC, 12/19/01
- 573 C.J. Stroud (37-of-46) ..... Ohio State vs. Utah, Rose, Jan. 1, 2022
- 559 Colt Brennan (33-of-42) .....Hawaii vs. Arizona St., Hawaii, Dec. 24, 2006
- 550 Bryce Petty (36-of-51) .....Baylor vs. Michigan St., Cotton, Jan. 1, 2015

## Most Passing Yards, Superdome History (College, FBS)

- 497 Austin Reed (36-of-55) .W. Kentucky vs. S. Alabama, N.O. Bowl, Dec. 21, 2022**
- 482 Tim Tebow (31-of-35) ..... Florida vs. Cincinnati, Sugar Bowl, Jan. 1, 2010
- 480 Shane Carden (41-of-55) ..... East Carolina vs. Tulane, Oct. 12, 2013
- 477 Chris Redman (41-of-56) ..... Louisville vs. Tulane, Oct. 17, 1998
- 476 Ryan Griffin (28-of-49) ..... Tulane vs. Rice, Nov. 3, 2012

## Most Touchdown Passes, Sugar Bowl

- 6 Justin Fields ..... Ohio State vs. Clemson, Jan. 1, 2021
- 5 Bryce Young .....Alabama vs. Kansas State, Dec. 31, 2022**
- 4 Chris Weinke ..... Florida State vs. Virginia Tech, Jan. 4, 2000
- 4 Kurt Kittner ..... Illinois vs. LSU, Jan. 1, 2002
- 4 Trevor Knight .....Oklahoma vs. Alabama, Jan. 2, 2014
- 4 Chad Kelly ..... Ole Miss vs. Oklahoma State, Jan. 1, 2016
- 3 Pepper Rodgers ..... Georgia Tech vs. West Virginia, Jan. 1, 1954
- 3 Dan Marino ..... Pittsburgh vs. Georgia, Jan. 1, 1982
- 3 Craig Sundberg ..... Nebraska vs. LSU, Jan. 1, 1985
- 3 Craig Erickson ..... Miami vs. Alabama, Jan. 1, 1990
- 3 Gary Hollingsworth ..... Alabama vs. Miami, Jan. 1, 1990
- 3 Danny Wuerffel ..... Florida vs. Florida State, Jan. 2, 1997
- 3 Ken Dorsey ..... Miami vs. Florida, Jan. 2, 2001
- 3 D.J. Shockley ..... Georgia vs. West Virginia, Jan. 2, 2006
- 3 Brian Johnson ..... Utah vs. Alabama, Jan. 2, 2009
- 3 Tim Tebow ..... Florida vs. Cincinnati, Jan. 1, 2010
- 3 Tony Pike ..... Cincinnati vs. Florida, Jan. 1, 2010
- 3 Jake Fromm ..... Georgia vs. Texas, Jan. 1, 2019

## Most Touchdown Passes, Playoff Semifinals

- 7 Joe Burrow ..... LSU vs. Oklahoma, Peach, Dec. 28, 2019
- 6 Justin Fields ..... Ohio State vs. Clemson, Jan. 1, 2021
- 4 Tua Tagovailoa .....Alabama vs. Oklahoma, Orange, Dec. 29, 2018
- 4 Mac Jones ..... Alabama vs. Notre Dame, Rose, Jan. 1, 2021
- 4 C.J. Stroud ..... Ohio State vs. Georgia, Peach, Dec. 31, 2022**

## Most Touchdown Passes, New Year's Six games

- 7 Joe Burrow ..... LSU vs. Oklahoma, Peach, Dec. 28, 2019
- 6 Justin Fields ..... Ohio State vs. Clemson, Jan. 1, 2021
- 6 C.J. Stroud ..... Ohio State vs. Utah, Rose, Jan. 1, 2022
- 5 Sam Darnold .....Southern Cal vs. Penn State, Rose, Jan. 2, 2017
- 5 Jack Coan ..... Notre Dame vs. Oklahoma State, Fiesta, Jan. 1, 2022
- 5 Bryce Young .....Alabama vs. Kansas State, Sugar, Dec. 31, 2022**
- 5 Caleb Williams .....Southern Cal vs. Tulane, Cotton, Jan. 2, 2023**



Cornell Powell's 139 receiving yards against Ohio State rank 12th all-time in Sugar Bowl history.

# SUGAR BOWL RECORD BOOK - INDIVIDUAL

## Most Touchdown Passes, All Bowls

1.	7	Cooper Rush	Central Michigan vs. Western Kentucky, Bahamas, Dec. 24, 2014
	7	Joe Burrow	LSU vs. Oklahoma, Peach, Dec. 28, 2019
3.	6	Chuck Long	Iowa vs. Texas, Freedom, 1984
	6	Connor Halliday	Washington St. vs. Colorado St., New Mexico, 2013
	6	Jared Goff	California vs. Air Force, Armed Forces, 2015
	6	Geno Smith	West Virginia vs. Clemson, Orange, 2012
	6	Justin Fields	Ohio State vs. Clemson, Jan. 1, 2021
	6	C.J. Stroud	Ohio State vs. Utah, Rose, Jan. 1, 2022

## Most Touchdown Passes, Superdome History (College, FBS)

1.	6	Justin Fields	Ohio State vs. Clemson, Sugar Bowl, Jan. 1, 2021
2.	5	Nickie Hall	Tulane vs. Rice, Sept. 20, 1980
	5	Deron Smith	Tulane vs. Memphis, Nov. 4, 1989
	5	Shaun King	Tulane vs. Houston, Nov. 21, 1998
	5	Patrick Ramsey	Tulane vs. UL-Lafayette, Sept. 18, 1999
	5	Rusty Smith	Florida Atlantic vs. Memphis, New Orleans Bowl, Dec. 21, 2007
	5	Ryan Griffin	Tulane vs. UAB, Oct. 27, 2012
	5	Joe Burrow	LSU vs. Clemson, CFP Championship, Jan. 13, 2020
	5	<b>Bryce Young</b>	<b>Alabama vs. Kansas State, Sugar Bowl, Dec. 31, 2022</b>

## Highest Completion Percentage (min. 8 attempts), Sugar Bowl

1.	1.000	Harry Gilmer (8-of-8)	Alabama vs. Duke, Jan. 1, 1945
2.	88.6	Tim Tebow (31-of-35)	Florida vs. Cincinnati, Jan. 1, 2010
3.	83.3	Richard Todd (10-of-12)	Alabama vs. Penn State, Dec. 31, 1975
4.	80.0	Perry Lee Dunn (8-of-10)	Ole Miss vs. Alabama, Jan. 1, 1964
5.	78.6	Pat White (11-of-14)	West Virginia vs. Georgia, Jan. 2, 2006
	78.6	Justin Fields (22-of-28)	Ohio State vs. Clemson, Jan. 1, 2021
7.	73.7	Rick Mirer (14-of-19)	Notre Dame vs. Florida, Jan. 1, 1992
8.	72.7	Jeff Rutledge (8-of-11)	Alabama vs. Ohio State, Jan. 1, 1978
	72.7	Jeff Burger (24-of-33)	Auburn vs. Syracuse, Jan. 1, 1988
	72.7	Trevor Knight (32-of-44)	Oklahoma vs. Alabama, Jan. 2, 2014

## Highest Completion Percentage (min. 20 attempts), Playoff Semifinals

1.	88.9	Tua Tagovailoa (24-of-27)	Alabama vs. Oklahoma, Orange, Dec. 29, 2018
2.	83.3	Jacob Coker (25-of-30)	Alabama vs. Michigan State, Cotton, Dec. 31, 2015
	83.3	Mac Jones (25-of-30)	Alabama vs. Notre Dame, Rose, Jan. 1, 2021
4.	78.6	Justin Fields (22-of-28)	Ohio State vs. Clemson, Jan. 1, 2021
5.	74.4	Joe Burrow (29-of-39)	LSU vs. Oklahoma, Peach, Dec. 28, 2019

## Highest Completion Percentage (min. 20 attempts), New Year's Six games

1.	88.9	Tua Tagovailoa (24-of-27)	Alabama vs. Oklahoma, Orange, Dec. 29, 2018
2.	83.3	Jacob Coker (25-of-30)	Alabama vs. Michigan State, Cotton, Dec. 31, 2015
	83.3	Mac Jones (25-of-30)	Alabama vs. Notre Dame, Rose, Jan. 1, 2021
4.	80.4	C.J. Stroud (37-of-46)	Ohio State vs. Utah, Rose, Jan. 1, 2022
5.	78.6	Justin Fields (22-of-28)	Ohio State vs. Clemson, Jan. 1, 2021

## Highest Completion Percentage (min. 20 attempts), All Bowls

1.	92.9	Mike Bobo (26-of-28)	Georgia vs. Wisconsin, Outback, Jan. 1, 1998
2.	88.9	Tua Tagovailoa (24-of-27)	Alabama vs. Oklahoma, Orange, Dec. 29, 2018
3.	88.6	Tim Tebow (31-of-35)	Florida vs. Cincinnati, Sugar, Jan. 1, 2010
4.	88.0	Connor Shaw (22-of-25)	South Carolina vs. Wisconsin, Capital One, 2013
5.	87.1	Andrew Luck (27-of-31)	Stanford vs. Oklahoma St., Fiesta, 2012



Trey Sermon had 31 carries for 193 yards to help lead the Buckeyes to a 49-28 victory over Clemson in the 2021 Allstate Sugar Bowl.

Items in bold indicate the most recent season.

## RECEIVING

### Most Receiving Yards (all 100-Yard Games), Sugar Bowl

1.	239	Josh Reed (14 rec.)	LSU vs. Illinois, Jan. 1, 2002
2.	181	Riley Cooper (7 rec.)	Florida vs. Cincinnati, Jan. 1, 2010
3.	178	Ray Perkins (7 rec.)	Alabama vs. Nebraska, Jan. 2, 1967
	178	Walter Young (6 rec.)	Illinois vs. LSU, Jan. 1, 2002
5.	176	E.G. Green (7 rec.)	Florida State vs. Ohio State, Jan. 1, 1998
6.	175	George Pickens (12 rec.)	Georgia vs. Baylor, Jan. 1, 2020
7.	171	Chuck Dicus (6 rec.)	Arkansas vs. Ole Miss, Jan. 1, 1970
8.	169	Chuck Dicus (12 rec.)	Arkansas vs. Georgia, Jan. 1, 1969
9.	163	Peter Warrick (6 rec.)	Florida State vs. Virginia Tech, Jan. 4, 2000
10.	150	Ike Hilliard (7 rec.)	Florida vs. Florida State, Jan. 2, 1997
11.	148	Willie Jackson (8 rec.)	Florida vs. Notre Dame, Jan. 1, 1992
12.	139	DeAndrew White (3 rec.)	Alabama vs. Oklahoma, Jan. 2, 2014
	139	Cornell Powell (8 rec.)	Clemson vs. Ohio State, Jan. 1, 2021
14.	138	Ralph Jones (4 rec.)	Alabama vs. Duke, Jan. 1, 1945
15.	137	Bruce Maxwell (9 rec.)	Arkansas vs. Ole Miss, Jan. 1, 1970
16.	132	Tinker Owens (5 rec.)	Oklahoma vs. Penn State, Dec. 31, 1972
	132	Chris Olave (6 rec.)	Ohio State vs. Clemson, Jan. 1, 2021
18.	131	Willie Jackson (9 rec.)	Florida vs. West Virginia, Jan. 1, 1994
19.	128	Jack Jackson (6 rec.)	Florida vs. Florida State, Jan. 2, 1995
20.	126	Josh Morgan (3 rec.)	Virginia Tech vs. Auburn, Jan. 3, 2005
21.	125	Joe Thompson (9 rec.)	Tennessee vs. Air Force, Jan. 1, 1971
22.	125	Lawyer Tillman (6 rec.)	Auburn vs. Syracuse, Jan. 1, 1988
23.	125	Freddie Brown (12 rec.)	Utah vs. Alabama, Jan. 2, 2009
24.	121	Amari Cooper (9 rec.)	Alabama vs. Oklahoma, Jan. 2, 2014
25.	120	Michael Clayton (8 rec.)	LSU vs. Illinois, Jan. 1, 2002
	120	Joe Adams (9 rec.)	Arkansas vs. Ohio State, Jan. 4, 2011
27.	119	Ike Hilliard (3 rec.)	Florida vs. Florida State, Jan. 2, 1995
	119	Bryan Still (6 rec.)	Virginia Tech vs. Texas, Dec. 31, 1995
29.	117	Terry Beasley (6 rec.)	Auburn vs. Oklahoma, Jan. 1, 1972
	117	Danny Coale (8 rec.)	Virginia Tech vs. Michigan, Jan. 3, 2012
31.	116	Gregg Garrity (4 rec.)	Penn State vs. Georgia, Jan. 1, 1983
32.	115	Early Doucet (8 rec.)	LSU vs. Notre Dame, Jan. 3, 2006
33.	114	Paul Bassa (10 rec.)	Air Force vs. Tennessee, Jan. 1, 1971
34.	111	Aaron Hernandez (9 rec.)	Florida vs. Cincinnati, Jan. 1, 2010
35.	110	Reche Caldwell (6 rec.)	Florida vs. Miami, Jan. 2, 2001
36.	108	Charles Casey (5 rec.)	Florida vs. Missouri, Jan. 1, 1966
	108	Vernon Studdard (5 rec.)	Ole Miss vs. Arkansas, Jan. 1, 1970
	108	Andre Davis (7 rec.)	Virginia Tech vs. Florida State, Jan. 4, 2000
39.	107	Louis Guy (5 rec.)	Ole Miss vs. Arkansas, Jan. 1, 1963
	107	Jerry Lamb (3 rec.)	Arkansas vs. Ole Miss, Jan. 1, 1963
41.	105	David Boston (11 rec.)	Ohio State vs. Texas A&M, Jan. 1, 1999
	105	Jason Rivers (10 rec.)	Hawaii vs. Georgia, Jan. 1, 2008
	105	Lacoltan Bester (6 rec.)	Oklahoma vs. Alabama, Jan. 2, 2014
44.	104	Dontario Drummond (9 rec.)	Ole Miss vs. Baylor, Jan. 1, 2022
45.	102	Omar Ellison (4 rec.)	Florida State vs. Florida, Jan. 2, 1995
46.	101	Jack Judd (8 rec.)	Tulsa vs. Tennessee, Jan. 1, 1943
47.	100	George Anderson (3 rec.)	Wyoming vs. LSU, Jan. 1, 1968

### Most Receiving Yards, Playoff Semifinals

1.	227	Justin Jefferson (14 rec.)	LSU vs. Oklahoma, Peach, Dec. 28, 2019
2.	165	Darren Carrington (7 rec.)	Oregon vs. Florida State, Rose, Jan. 1, 2015
3.	<b>163</b>	<b>Quentin Johnson (6 rec.)</b>	<b>TCU vs. Michigan, Fiesta, Dec. 31, 2022</b>
4.	148	Justyn Ross (6 rec.)	Clemson vs. Notre Dame, Cotton, Dec. 29, 2018
5.	139	Cornell Powell (8 rec.)	Clemson vs. Ohio State, Sugar, Jan. 1, 2021

### Most Receiving Yards, New Year's Six games

1.	347	Jaxon Smith-Njigba (15 rec.)	Ohio State vs. Utah, Rose, Jan. 1, 2022
2.	227	Justin Jefferson (14 rec.)	LSU vs. Oklahoma, Peach, Dec. 28, 2019
3.	201	Travis Rudolph (7 rec.)	Florida State vs. Houston, Peach, Dec. 31, 2015
4.	199	Thomas Sperbeck (12 rec.)	Boise State vs. Arizona, Fiesta, Dec. 31, 2015
5.	197	KD Cannon (8 rec.)	Baylor vs. Michigan State, Cotton, Jan. 1, 2015

### Most Receiving Yards, All Bowls

1.	347	Jaxon Smith-Njigba (15 rec.)	Ohio State vs. Utah, Rose, Jan. 1, 2022
2.	308	Jason Rivers (14 rec.)	Hawaii vs. Arizona State, Hawaii Bowl, Dec. 24, 2006
3.	299	Rodney Wright (13 rec.)	Fresno St. vs. Michigan St., Silicon Valley, 2001
4.	270	Charles Rogers (10 rec.)	Michigan St. vs. Fresno St., Silicon Valley, 2001
5.	265	Jordan White (13 rec.)	Western Mich. vs. Purdue, Little Caesar's, 2011
	265	Olabisi Johnson (7 rec.)	Colorado St. vs. Idaho, Famous Idaho Potato, 2016

# SUGAR BOWL RECORD BOOK - INDIVIDUAL

## Most Receiving Yards, Superdome History (College, FBS)

1.	239	Josh Reed (14 rec.)	LSU vs. Illinois, Sugar Bowl, Jan. 1, 2002
2.	238	Marc Zeno (12 rec.)	Tulane vs. UL-Lafayette, Nov. 14, 1987
3.	230	Allenzae Staggers (11 rec.)	Southern Miss vs. ULL, N.O. Bowl, Dec. 17, 2016
	230	Justin Hardy (17 rec.)	East Carolina vs. Tulane, Oct. 12, 2013
5.	222	Jeremy Williams (10 rec.)	Tulane vs. McNeese State, Sept. 26, 2009

## Most Receptions, Sugar Bowl

1.	14	Josh Reed (239 yards)	LSU vs. Illinois, Jan. 1, 2002
2.	12	Chuck Dicus (169 yards)	Arkansas vs. Georgia, Jan. 1, 1969
	12	Freddie Brown (125 yards)	Utah vs. Alabama, Jan. 2, 2009
	12	George Pickens (175 yards)	Georgia vs. Baylor, Jan. 1, 2020
5.	11	David Boston (105 yards)	Ohio State vs. Texas A&M, Jan. 1, 1999
6.	10	Paul Bassa (114 yards)	Air Force vs. Tennessee, Jan. 1, 1971
7.	10	Jason Rivers (105 yards)	Hawaii vs. Georgia, Jan. 1, 2008
8.	9	Bruce Maxwell (137 yards)	Arkansas vs. Ole Miss, Jan. 1, 1970
	9	Thompson (125 yards)	Tennessee vs. Air Force, Jan. 1, 1971
	9	Willie Jackson (131 yards)	Florida vs. West Virginia, Jan. 1, 1994
	9	Warrick Dunn (51 yards)	Florida State vs. Florida, Jan. 2, 1995
	9	Travis Minor (55 yards)	Florida State vs. Ohio State, Jan. 1, 1998
	9	Aaron Hernandez (111 yards)	Florida vs. Cincinnati, Jan. 1, 2010
	9	Joe Adams (120 yards)	Arkansas vs. Ohio State, Jan. 4, 2011
	9	Amari Cooper (121 yards)	Alabama vs. Oklahoma, Jan. 2, 2014
	9	Amari Cooper (71 yards)	Alabama vs. Ohio State, Jan. 1, 2015
	9	Dontario Drummond (104 yards)	Ole Miss vs. Baylor, Jan. 1, 2022

## Most Receptions, Playoff Semifinals

1.	14	Justin Jefferson (227 yards)	LSU vs. Oklahoma, Peach, Dec. 28, 2019
2.	9	Amari Cooper (71 yards)	Alabama vs. Ohio State, Sugar, Jan. 1, 2015
	9	Curtis Samuel (43 yards)	Ohio State vs. Clemson, Fiesta, Dec. 31, 2016
4.	8	Calvin Ridley (138 yards)	Alabama vs. Michigan State, Cotton, Dec. 31, 2015
	8	Marquise Brown (114 yards)	Oklahoma vs. Georgia, Rose, Jan. 1, 2018
	8	CeeDee Lamb (109 yards)	Oklahoma vs. Alabama, Orange, Dec. 29, 2018
	8	Kyren Williams (31 yards)	Notre Dame vs. Alabama, Rose, Jan. 1, 2021
	8	Cornell Powell (139 yards)	Clemson vs. Ohio State, Sugar, Jan. 1, 2021
	8	Amari Rodgers (54 yards)	Clemson vs. Ohio State, Sugar, Jan. 1, 2021

## Most Receptions, New Year's Six games

1.	15	Jaxon Smith-Njigba (347 yards)	Ohio State vs. Utah, Rose, Jan. 1, 2022
2.	14	Justin Jefferson (227 yards)	LSU vs. Oklahoma, Peach, Dec. 28, 2019
3.	13	Deontay Burnett (164 yards)	Southern Cal vs. Penn State, Rose, Jan. 2, 2017
4.	12	Thomas Sperbeck (199 yards)	Boise State vs. Arizona, Fiesta, Dec. 31, 2015
	12	Deontay Burnett (139 yards)	USC vs. Ohio State, Cotton, Dec. 29, 2017
	12	Andre Baccellia (109 yards)	Washington vs. Ohio State, Rose, Jan. 1, 2019
	12	George Pickens (175 yards)	Georgia vs. Baylor, Sugar, Jan. 1, 2020

## Most Receptions, All Bowls

1.	20	Norman Jordan (173 yards)	Vanderbilt vs. Air Force, Hall of Fame, Dec. 31, 1982
	20	Walker Gillette (242 yards)	Richmond vs. Ohio, Tangerine, Dec. 27, 1968
3.	18	Gerald Wilhite (124 yards)	San Jose St. vs. Toledo, California, 1981
	18	Tommy Shuler (185 yards)	Marshall vs. Northern Illinois, Boca Raton, 2014
5.	17	Freddie Barnes (219 yards)	Bowling Green vs. Idaho, Humanitarian, 2009
	17	Lucky Jackson (148 yards)	Western Ky. vs. W. Mich., First Responders, Dec. 30, 2019

## Most Receptions, Superdome History (College, FBS)

1.	17	Justin Hardy (230 yards)	East Carolina vs. Tulane, Oct. 12, 2013
2.	16	Jaluan Dawson (218 yards)	Tulane vs. SMU, Sept. 11, 1999
3.	15	Troy Edwards (167 yards)	Louisiana Tech vs. Tulane, Nov. 26, 1998
4.	14	Josh Reed (239 yards)	LSU vs. Illinois, Sugar Bowl, Jan. 1, 2002
5.	13	Marc Zen (208 yards)	Tulane vs. LSU, Nov. 30, 1985
	13	Roydell Williams (154 yards)	Tulane vs. East Carolina, Sept. 8, 2001

## Most Touchdowns Receiving, Sugar Bowl

1.	3	Ike Hilliard	Florida vs. Florida State, Jan. 2, 1997
	3	Laquon Treadwell	Ole Miss vs. Oklahoma State, Jan. 1, 2016
3.	2	John Brown	Pittsburgh vs. Georgia, Jan. 1, 1982
	2	Todd Frain	Nebraska vs. LSU, Jan. 1, 1985
	2	Peter Warrick	Florida State vs. Virginia Tech, Jan. 4, 2000
	2	Ron Dugans	Florida State vs. Virginia Tech, Jan. 4, 2000
	2	Josh Reed	LSU vs. Illinois, Jan. 1, 2002
	2	Walter Young	Illinois vs. LSU, Jan. 1, 2002
	2	Brandon Lloyd	Illinois vs. LSU, Jan. 1, 2002
	2	Josh Morgan	Virginia Tech vs. Auburn, Jan. 3, 2005
	2	Jalen Saunders	Oklahoma vs. Alabama, Jan. 2, 2014
	2	Amari Cooper	Alabama vs. Ohio State, Jan. 1, 2015
	2	Chris Olave	Ohio State vs. Clemson, Jan. 1, 2021
	2	Cornell Powell	Clemson vs. Ohio State, Jan. 1, 2021

## Most Touchdowns Receiving, Playoff Semifinals

1.	4	Justin Jefferson	LSU vs. Oklahoma, Peach, Dec. 28, 2019
2.	3	DeVonta Smith	Alabama vs. Notre Dame, Rose, Jan. 1, 2021
3.	2	Darren Carrington	Oregon vs. Florida State, Rose, Jan. 1, 2015
	2	Amari Cooper	Alabama vs. Ohio State, Sugar, Jan. 1, 2015
	2	Calvin Ridley	Alabama vs. Michigan State, Cotton, Dec. 31, 2015
	2	Justyn Ross	Clemson vs. Notre Dame, Cotton, Dec. 29, 2018
	2	Travis Etienne	Clemson vs. Ohio State, Fiesta, Dec. 28, 2019
	2	Terrace Marshall	LSU vs. Oklahoma, Peach, Dec. 28, 2019
	2	Chris Olave	Ohio State vs. Clemson, Sugar, Jan. 1, 2021
	2	Jeremy Ruckert	Ohio State vs. Clemson, Sugar, Jan. 1, 2021
	2	Cornell Powell	Clemson vs. Ohio State, Sugar, Jan. 1, 2021
	2	Marvin Harrison, Jr.	Ohio State vs. Georgia, Peach, Dec. 31, 2022

## Most Touchdowns Receiving, New Year's Six games

1.	4	Justin Jefferson	LSU vs. Oklahoma, Peach, Dec. 28, 2019
2.	3	Laquon Treadwell	Ole Miss vs. Oklahoma State, Sugar, Jan. 1, 2016
	3	Deontay Burnett	Southern Cal vs. Penn State, Rose, Jan. 2, 2017
	3	Danny Davis	Wisconsin vs. Miami, Orange, Dec. 30, 2017
	3	DeVonta Smith	Alabama vs. Notre Dame, Rose, Jan. 1, 2021
	3	Tay Martin	Oklahoma State vs. Notre Dame, Fiesta, Jan. 1, 2022
	3	Jaxon Smith-Njigba	Ohio State vs. Utah, Rose, Jan. 1, 2022
	3	Marvin Harrison Jr.	Ohio State vs. Utah, Rose, Jan. 1, 2022

## Most Touchdowns Receiving, All Bowls

1.	4	Bob McChesney	Hardin-Simmons vs. Wichita St., Camellia, Dec. 30, 1948
	4	Fred Biletnikoff	Florida St. vs. Oklahoma, Gator, Jan. 2, 1965
	4	Travis LaTendresse	Utah vs. Georgia Tech, Emerald, Dec. 29, 2005
	4	Tavon Austin	West Virginia vs. Clemson, Orange, Jan. 4, 2012
	4	Titus Davis	Central Michigan vs. Western Kentucky, Bahamas, Dec. 24, 2014
	4	Justin Jefferson	LSU vs. Oklahoma, Peach, Dec. 28, 2019

## Receiving Touchdowns, Superdome History (College, FBS)

1.	4	Robert Griffin	Tulane vs. Rice, Sept. 20, 1980
2.	3	Marcus Carter	UL Lafayette vs. Tulane, Oct. 9, 1993
	3	Ike Hilliard	Florida vs. Florida State, Sugar Bowl, Jan. 2, 1997
	3	Vance McDonald	Rice vs. Tulane, Nov. 13, 2010
	3	Tebarius Gill	Troy vs. Ohio, New Orleans Bowl, Dec. 18, 2010
	3	Patrick Edwards	Houston vs. Tulane, Nov. 10, 2011
	3	Colin Lockett	San Diego St. vs. UL Lafayette, New Orleans Bowl, Dec. 17, 2011
	3	Laquon Treadwell	Ole Miss vs. Oklahoma State, Sugar Bowl, Jan. 1, 2016

## Highest Average Per Reception (min. 4 receptions), Sugar Bowl

1.	34.5	Ralph Jones (4 for 138)	Alabama vs. Duke, Jan. 1, 1945
2.	29.7	Walter Young (6 for 178)	Illinois vs. LSU, Jan. 1, 2002
3.	29.0	Gregg Garrity (4 for 116)	Penn State vs. Georgia, Jan. 1, 1983
2.	28.5	Chuck Dicus (6 for 171)	Arkansas vs. Ole Miss, Jan. 1, 1970
3.	27.2	Peter Warrick (6 for 163)	Florida State vs. Virginia Tech, Jan. 4, 2000

## Highest Average Per Reception (min. 4 receptions), Playoff Semifinals

1.	29.8	CeeDee Lamb (4 for 119)	Oklahoma vs. LSU, Peach, Dec. 28, 2019
2.	27.2	Quentin Johnson (6 for 163)	TCU vs. Michigan, Fiesta, Dec. 31, 2022
3.	24.8	Thaddeus Moss (4 for 99)	LSU vs. Oklahoma, Peach, Dec. 28, 2019
4.	24.7	Justin Ross (6 for 148)	Clemson vs. Notre Dame, Cotton, Dec. 29, 2018
5.	23.6	Darren Covington (7 for 165)	Oregon vs. Florida State, Rose, Jan. 1, 2015

## Highest Average Per Reception (min. 3 receptions), New Year's Six games

1.	29.75	CeeDee Lamb (4 for 119)	Oklahoma vs. LSU, Peach, Dec. 28, 2019
2.	29.00	Brendan Rice (6 for 174)	Southern Cal vs. Tulane, Cotton, Jan. 2, 2023
3.	28.71	Travis Rudolph (7 for 201)	Florida State vs. Houston, Peach, Dec. 31, 2015
4.	28.00	James Cook (4 for 112)	Georgia vs. Michigan, Orange, Dec. 31, 2021
5.	27.17	Quentin Johnson (6 for 163)	TCU vs. Michigan, Fiesta, Dec. 31, 2022

## Highest Average Per Reception, All Bowls (min. 3 receptions)

1.	54.0	Chase Cochran (3 for 162)	Ohio vs. UL Monroe, Independence, Dec. 28, 2012
2.	53.3	Darius Slayton (3 for 160)	Auburn vs. Purdue, Music City, 2018
3.	52.3	Phil Harris (3 for 157)	Texas vs. Navy, Cotton, 1964
	52.3	Jason Anderson (3 for 157)	Wake Forest vs. Oregon, Seattle, 2002
5.	51.0	Kris Adams (3 for 153)	UTEP vs. BYU, New Mexico, 2010

# SUGAR BOWL RECORD BOOK - INDIVIDUAL

## RUSHING

### Most Rushing Yards (all 100-yard games), Sugar Bowl

1.	230	Ezekiel Elliott (20 att.)	Ohio State vs. Alabama, Jan. 1, 2015
2.	204	Steve Slaton (26 att.)	West Virginia vs. Georgia, Jan. 2, 2006
3.	202	Tony Dorsett (32 att.)	Pittsburgh vs. Georgia, Jan. 1, 1977
4.	199	Eddie Prokup (29 att.)	Georgia Tech vs. Tulsa, Jan. 1, 1944
5.	193	Trey Sermon (31 att.)	Ohio State vs. Clemson, Jan. 1, 2021
6.	172	Abram Smith (25 att.)	Baylor vs. Ole Miss, Jan. 1, 2022
7.	170	Leon Heath (15 att.)	Oklahoma vs. LSU, Jan. 2, 1950
8.	159	John Kimbrough (25 att.)	Texas A&M vs. Tulane, Jan. 1, 1940
9.	157	Raymond Brown (15 att.)	Ole Miss vs. Texas, Jan. 1, 1958
10.	153	Ed Modzelewski (28 att.)	Maryland vs. Tennessee, Jan. 1, 1952
11.	151	Tony Thompson (25 att.)	Tennessee vs. Virginia, Jan. 1, 1991
12.	150	Herschel Walker (36 att.)	Georgia vs. Notre Dame, Jan. 1, 1981
13.	150	Jerome Bettis (16 att.)	Notre Dame vs. Florida, Jan. 1, 1992
14.	149	Jack Mildren (30 att.)	Oklahoma vs. Auburn, Jan. 1, 1972
15.	145	Musa Smith (23 att.)	Georgia vs. Florida State, Jan. 1, 2003
16.	139	Knile Davis (26 att.)	Arkansas vs. Ohio State, Jan. 4, 2011
17.	136	Earnest Graham (15 att.)	Florida vs. Miami, Jan. 2, 2001
18.	135	Derrick Lassic (28 att.)	Alabama vs. Miami, Jan. 1, 1993
19.	133	Deuce Vaughn (22 att.)	Kansas State vs. Alabama, Dec. 31, 2022
20.	130	Bo Jackson (22 att.)	Auburn vs. Michigan, Jan. 2, 1984
21.	129	Bryan Thomas (26 att.)	Pittsburgh vs. Georgia, Jan. 1, 1982
22.	128	Darius Walker (22 att.)	Notre Dame vs. LSU, Jan. 3, 2007
23.	127	Tony Nathan (21 att.)	Alabama vs. Penn State, Jan. 1, 1979
24.	126	Tony Davis (17 att.)	Nebraska vs. Florida, Dec. 31, 1974
25.	125	Bob Fenimore (25 att.)	Oklahoma A&M vs. St. Mary's, Jan. 1, 1946
26.	124	Mike Fracchia (20 att.)	Alabama vs. Arkansas, Jan. 1, 1962
27.	122	Domanick Davis (28 att.)	LSU vs. Illinois, Jan. 1, 2002
28.	121	Leon Heath (20 att.)	Oklahoma vs. Kentucky, Jan. 1, 1951
29.	120	Charlie Brown (22 att.)	Missouri vs. Florida, Jan. 1, 1966
30.	120	Billy Jackson (13 att.)	Alabama vs. Arkansas, Jan. 1, 1980
31.	118	Terry Jackson (12 att.)	Florida vs. Florida State, Jan. 2, 1997
32.	117	Curt Warner (18 att.)	Penn State vs. Georgia, Jan. 1, 1983
33.	117	Justin Vincent (16 att.)	LSU vs. Oklahoma, Jan. 4, 2004
34.	115	Sammie Smith (24 att.)	Florida State vs. Auburn, Jan. 2, 1989
35.	114	George Clark (14 att.)	Duke vs. Alabama, Jan. 1, 1945
36.	112	Harry Ice (15 att.)	Missouri vs. Fordham, Jan. 1, 1942
37.	111	Joe Gattuso (16 att.)	Navy vs. Mississippi, Jan. 1, 1955
38.	109	Phil Carter (27 att.)	Notre Dame vs. Georgia, Jan. 1, 1981
39.	108	Bruce Maxwell (8 att.)	Arkansas vs. Ole Miss, Jan. 1, 1970
40.	107	Keiland Williams (14 att.)	LSU vs. Notre Dame, Jan. 3, 2007
41.	106	Jimmy Ford (14 att.)	Tulsa vs. Georgia Tech, Jan. 1, 1944
42.	106	John Weaver (16 att.)	Navy vs. Ole Miss, Jan. 1, 1955
43.	105	Ericct Rhett (25 att.)	Florida vs. West Virginia, Jan. 1, 1994
44.	103	Herschel Walker (28 att.)	Georgia vs. Penn State, Jan. 1, 1983
45.	102	Doug Dubose (20 att.)	Nebraska vs. LSU, Jan. 1, 1985
46.	102	Jeff Powell (11 att.)	Tennessee vs. Miami, Jan. 1, 1986
47.	101	Kamryn Pettway (24 att.)	Auburn vs. Oklahoma, Jan. 2, 2017
48.	100	Derrick Henry (8 att.)	Alabama vs. Oklahoma, Jan. 2, 2014

### Most Rushing Yards, Playoff Semifinals

1.	230	Ezekiel Elliott (20 att.)	Ohio State vs. Alabama, Sugar, Jan. 1, 2015
2.	204	Brian Anderson Jr. (26 att.)	Alabama vs. Cincinnati, Cotton, Dec. 31, 2021
3.	201	Rodney Anderson (26 att.)	Oklahoma vs. Georgia, Rose, Jan. 1, 2018
4.	193	Trey Sermon (31 att.)	Ohio State vs. Clemson, Sugar, Jan. 1, 2021
5.	181	Sony Michel (11 att.)	Georgia vs. Oklahoma, Rose, Jan. 1, 2018

### Most Rushing Yards, New Year's Six games

1.	230	Ezekiel Elliott (20 att.)	Ohio State vs. Alabama, Sugar, Jan. 1, 2015
2.	205	Tyjae Spears (17 att.)	Tulane vs. Southern Cal, Cotton, Jan. 2, 2023
3.	204	Brian Anderson Jr. (26 att.)	Alabama vs. Cincinnati, Cotton, Dec. 31, 2021
4.	202	Journey Brown (16 att.)	Penn State vs. Memphis, Cotton, Dec. 28, 2019
5.	201	Rodney Anderson (26 att.)	Oklahoma vs. Georgia, Rose, Jan. 1, 2018

### Most Rushing Yards, All Bowls

1.	317	Camerun Peoples (22 att.)	App State vs. North Texas, Myrtle Beach, Dec. 21, 2020
2.	307	P.J. Daniels (31 att.)	Georgia Tech vs. Tulsa, Humanitarian, Jan. 3, 2004
3.	299	Johnny Jefferson (23 att.)	Baylor vs. North Carolina, Russell Athletic, Dec. 29, 2015
4.	285	Gartrell Johnson (27 att.)	Colorado St. vs. Fresno St., New Mexico, Dec. 20, 2008
5.	281	Tony Temple (24 att.)	Missouri vs. Arkansas, Cotton, Jan. 1, 2008

### Most Rushing Yards, Superdome History (College, FBS)

1.	343	Tony Jeffery	TCU vs. Tulane, Sept. 13, 1986
2.	303	Matt Forté (40 att.)	Tulane vs. Southeastern, Sept. 22, 2007
3.	278	Matt Forté (44 att.)	Tulane vs. Memphis, Oct. 27, 2007
4.	234	Donald Buckram	UTEP vs. Tulane, Nov. 7, 2009
5.	230	Ezekiel Elliott (20 att.)	Ohio State vs. Alabama, Sugar Bowl, Jan. 1, 2015

### Most Rushing Yards By A Quarterback, Sugar Bowl

1.	199	Eddie Prokup (29 att.)	Georgia Tech vs. Tulsa, Jan. 1, 1944
2.	157	Raymond Brown (15 att.)	Ole Miss vs. Texas, Jan. 1, 1958
3.	149	Jack Mildren (30 att.)	Oklahoma vs. Auburn, Jan. 1, 1972
4.	125	Bob Fenimore (25 att.)	Oklahoma A&M vs. St. Mary's, Jan. 1, 1946
5.	115	Terrelle Pryor (15 att.)	Ohio State vs. Arkansas, Jan. 4, 2011

### Most Rushing Yards By A Quarterback, Playoff Semifinals

1.	145	Deshaun Watson (24 att.)	Clemson vs. Oklahoma, Orange, Dec. 31, 2015
2.	109	Kyler Murray (17 att.)	Oklahoma vs. Alabama, Orange, Dec. 29, 2018
3.	107	Trevor Lawrence (16 att.)	Clemson vs. Ohio State, Fiesta, Dec. 28, 2019
4.	62	Marcus Mariota (8 att.)	Oregon vs. Florida State, Rose, Jan. 1, 2015
5.	57	Deshaun Watson (15 att.)	Clemson vs. Ohio State, Fiesta, Dec. 31, 2016
	57	Max Duggan (15 att.)	TCU vs. Michigan, Fiesta, Dec. 31, 2022

### Most Rushing Yards By A Quarterback, New Year's Six games

1.	145	Deshaun Watson (24 att.)	Clemson vs. Oklahoma, Orange, Dec. 31, 2015
2.	125	Spencer Sanders (17 att.)	Oklahoma St. vs. Notre Dame, Fiesta, Jan. 1, 2022
3.	121	Justin Thomas (14 att.)	Georgia Tech vs. Mississippi State, Orange, Dec. 31, 2014
4.	116	McKenzie Milton (13 att.)	UCF vs. Auburn, Peach, Jan. 1, 2018
5.	109	Kyler Murray (17 att.)	Oklahoma vs. Alabama, Orange, Dec. 29, 2018

### Most Rushing Yards By A Quarterback, All Bowls

1.	229	Johnny Manziel (17 att.)	Texas A&M vs. Oklahoma, Cotton, Jan. 4, 2013
2.	226	Lamar Jackson (22 att.)	Louisville vs. Texas A&M, Music City, Dec. 30, 2015
3.	213	Malcolm Perry (28 att.)	Navy vs. Kansas St., Liberty, Dec. 31, 2019
4.	201	Dwight Dasher (26 att.)	Middle Tenn. vs. Southern Miss, New Orleans, Dec. 20, 2009
5.	200	Vince Young (19 att.)	Texas vs. USC, Rose, Jan. 4, 2006

### Rushing Attempts, Sugar Bowl

1.	36	Herschel Walker (150 yds)	Georgia vs. Notre Dame, Jan. 1, 1981
2.	32	Tony Dorsett (202 yds)	Pittsburgh vs. Georgia, Jan. 1, 1977
3.	31	Trey Sermon (193 yds)	Ohio State vs. Clemson, Jan. 1, 2021
4.	30	Jack Mildren (149 yds)	Oklahoma vs. Auburn, Jan. 1, 1972
5.	29	Eddie Prokup (199 yds)	Georgia Tech vs. Tulsa, Jan. 1, 1944
6.	28	Ed Modzelewski (153 yds)	Maryland vs. Tennessee, Jan. 1, 1952
7.	28	Herschel Walker (103 yds)	Georgia vs. Penn State, Jan. 1, 1983
8.	28	Derrick Lassic (135 yds)	Alabama vs. Miami, Jan. 1, 1993
9.	28	Domanick Davis (122 yds)	LSU vs. Illinois, Jan. 1, 2002
10.	27	Tom Davis (93 yds)	Duke vs. Alabama, Jan. 1, 1945
	27	Phil Carter (109 yds)	Notre Dame vs. Georgia, Jan. 1, 1981

### Most Rushing Attempts, Playoff Semifinals

1.	31	Trey Sermon (193 yds)	Ohio State vs. Clemson, Jan. 1, 2021
2.	26	Wayne Gallman (150 yards)	Clemson vs. Oklahoma, Orange, Dec. 31, 2015
	26	Rodney Anderson (201 yards)	Oklahoma vs. Georgia, Rose, Jan. 1, 2018
	26	Brian Robinson (204 yards)	Alabama vs. Cincinnati, Cotton, Dec. 31, 2021
5.	24	Deshaun Watson (145 yards)	Clemson vs. Oklahoma, Orange, Dec. 31, 2015

### Most Rushing Attempts, New Year's Six games

1.	34	Breece Hall (136 yards)	Iowa State vs. Oregon, Fiesta, Jan. 2, 2021
2.	31	Trey Sermon (193 yds)	Ohio State vs. Clemson, Jan. 1, 2021
3.	29	Nick Brossette (117 yards)	LSU vs. UCF, Fiesta, Jan. 1, 2019
4.	27	Jeremy Langford (162 yards)	Michigan State vs. Baylor, Cotton, Jan. 1, 2015
	27	Ezekiel Elliott (149 yards)	Ohio State vs. Notre Dame, Fiesta, Jan. 1, 2016

### Most Rushing Attempts, All Bowls

1.	46	Ron Jackson (211 yards)	Tulsa vs. San Diego St., Freedom, Dec. 30, 1991
2.	43	Fred Taylor (234 yards)	Florida vs. Penn St., Florida Citrus, Jan. 1, 1998
3.	42	Tellis Redmon (246 yards)	Minnesota vs. N.C. State, Micronpc.com, Dec. 28, 2000
4.	41	Blake Ezor (179 yards)	Michigan St. vs. Hawaii, Aloha, Dec. 25, 1989
5.	39	Terrell Fletcher (241 yards)	Wisconsin vs. Duke, Hall of Fame, Jan. 2, 1995

### Most Rushing Attempts, Superdome History (College, FBS)

1.	44	Matt Forté (278 yards)	Tulane vs. Memphis, Oct. 27, 2007
2.	40	Matt Forté (303 yards)	Tulane vs. Southeastern, Sept. 22, 2007
3.	38	Matt Forté (171 yards)	Tulane vs. UTEP, Nov. 10, 2007
	38	Andre Anderson (157 yards)	Tulane vs. UL Monroe, Sept. 20, 2008
5.	37	Cody Hull (161 yards)	Southern Miss vs. Ark. St., N.O. Bowl, Dec. 20, 2005



# SUGAR BOWL RECORD BOOK - INDIVIDUAL

## Most Rushing Yards Per Attempt (min. 8 attempts), Sugar Bowl

1.	13.5	Bruce Maxwell (8-108) .....	Arkansas vs. Ole Miss, Jan. 1, 1970
2.	12.5	Derrick Henry (8-100) .....	Alabama vs. Oklahoma, Jan. 2, 2014
3.	11.5	Ezekiel Elliott (20-230) .....	Ohio State vs. Alabama, Jan. 1, 2015
4.	11.3	Leon Heath (15-170) .....	Oklahoma vs. LSU, Jan. 2, 1950
5.	10.7	Joe Montgomery (9-96) .....	Ohio State vs. Texas A&M, Jan. 1, 1999
6.	10.5	Raymond Brown (15-157) .....	Ole Miss vs. Texas, Jan. 1, 1958
7.	9.8	Terry Jackson (12-118) .....	Florida vs. Florida State, Jan. 2, 1997
8.	9.4	Jerome Bettis (16-150) .....	Notre Dame vs. Florida, Jan. 1, 1992
9.	9.3	Jeff Powell (11-102) .....	Tennessee vs. Miami, Jan. 1, 1986
10.	9.2	Billy Jackson (13-120) .....	Alabama vs. Arkansas, Jan. 1, 1980

## Most Rushing Yards Per Attempt (min. 10 attempts), Playoff Semifinals

1.	16.5	Sony Michel (11-181) .....	Georgia vs. Oklahoma, Rose, Jan. 1, 2018
2.	11.5	Ezekiel Elliott (20-230) .....	Ohio State vs. Alabama, Sugar, Jan. 1, 2015
3.	10.4	Nick Chubb (14-145) .....	Georgia vs. Oklahoma, Rose, Jan. 1, 2018
4.	9.7	J.K. Dobbins (18-174) .....	Ohio State vs. Clemson, Fiesta, Dec. 28, 2019
5.	9.54	Thomas Tyner (13-124) .....	Oregon vs. Florida State, Rose, Jan. 1, 2015

## Most Rushing Yards Per Attempt (min. 10 attempts), New Year's Six games

1.	16.5	Sony Michel (11-181) .....	Georgia vs. Oklahoma, Rose, Jan. 1, 2018
2.	12.6	Journey Brown (16-202) .....	Penn State vs. Memphis, Cotton, Dec. 28, 2019
3.	12.1	Tyjae Spears (17-205) .....	Tulane vs. Southern Cal, Cotton, Jan. 2, 2023
4.	11.7	Devon Achane (12-140) .....	Texas A&M vs. North Carolina, Orange, Jan. 2, 2021
5.	11.5	Ezekiel Elliott (20-230) .....	Ohio State vs. Alabama, Sugar, Jan. 1, 2015

## Most Rushing Yards Per Attempt (min. 10 attempts), All Bowls

1.	24.09	Dicky Maegle (11-265) .....	Rice vs. Alabama, Cotton, Jan. 1, 1954
2.	18.69	Ke'Shawn Vaughn (13-243) .....	Vanderbilt vs. Baylor, Texas, 2018
3.	18.30	Bijan Robinson (10-183) .....	Texas vs. Colorado, Alamo, Dec. 29, 2020
4.	16.58	Favian Upshaw (12-199) .....	Ga. Southern vs. Bowling Green, GoDaddy, Dec. 23, 2015
5.	16.45	Sony Michel (11-181) .....	Georgia vs. Oklahoma, Rose, 2018

## Most Rushing Touchdowns, Sugar Bowl

1.	4	Domanick Davis .....	LSU vs. Illinois, Jan. 1, 2002
2.	3	Jack Mildren .....	Oklahoma vs. Auburn, Jan. 1, 1972
3	3	Jerome Bettis .....	Notre Dame vs. Florida, Jan. 1, 1992
3	3	Errict Rhett .....	Florida vs. West Virginia, Jan. 1, 1994
3	3	Steve Slaton .....	West Virginia vs. Georgia, Jan. 2, 2006
3	3	Sam Ehlinger .....	Texas vs. Georgia, Jan. 1, 2019
7.	2	25 tied, last: Joe Mixon .....	Oklahoma vs. Auburn, Jan. 2, 2017

## Most Rushing Touchdowns, Playoff Semifinals

1.	4	Ezekiel Elliott .....	Ohio State vs. Notre Dame, Fiesta, Jan. 1, 2016
2.	3		

## Most Rushing Touchdowns, New Year's Six games

1.	4	Ezekiel Elliott .....	Ohio State vs. Notre Dame, Fiesta, Jan. 1, 2016
	4	Tyjae Spears .....	Tulane vs. Southern Cal, Cotton, Jan. 2, 2023
3.	3	Seven tied, last: Justin Herbert .....	Oregon vs. Wisconsin, Rose, Jan. 1, 2020

## Most Rushing Touchdowns, All Bowls

1.	5	Neil Snow .....	Michigan vs. Stanford, Rose, 1/1/1902
	5	Barry Sanders .....	Oklahoma St. vs. Wyoming, Holiday, 12/30/88
	5	Terrance Ganaway .....	Baylor vs. Washington, Alamo, 12/29/11
	5	Kareem Hunt .....	Toledo vs. Arkansas State, GoDaddy.com, 1/4/15
	5	Zach Abey .....	Navy vs. Virginia, Military, 12/28/17
	5	Kelvin Hopkins .....	Army vs. Houston, Armed Forces, 12/22/18
	5	Camerun Peoples .....	App State vs. North Texas, Myrtle Beach, Dec. 21, 2020

## Rushing Touchdowns, Superdome History (College, FBS)

1.	5	Tony Jeffery .....	TCU vs. Tulane, Sept. 13, 1986
	5	Matt Forté .....	Tulane vs. Southeastern La., Sept. 22, 2007
3.	4	Toney Converse .....	Tulane vs. Louisiana Tech, Nov. 26, 1998
	4	Domanick Davis .....	LSU vs. Illinois, Sugar Bowl, Jan. 1, 2002
	4	Andre Anderson .....	Tulane vs. McNeese State, Sept. 26, 2009

## SCORING - POINTS

### Most Points Scored, Sugar Bowl

1.	24	Domanick Davis (4 TDs) .....	LSU vs. Illinois, Jan. 2, 2002
2.	20	Peter Warrick (3 TDs, 2-pt. conv.) ..	Florida St. vs. Virginia Tech, Jan. 4, 2000
3.	18	Jack Mildren (3 TDs) .....	Oklahoma vs. Auburn, Jan. 1, 1972
	18	Jerome Bettis (3 TDs) .....	Notre Dame vs. Florida, Jan. 1, 1992
	18	Errict Rhett (3 TDs) .....	Florida vs. West Virginia, Jan. 1, 1994
	18	Steve Slaton (3 TDs) .....	West Virginia vs. Georgia, Jan. 2, 2006
	18	Laquon Treadwell (3 TDs) .....	Ole Miss vs. Oklahoma State, Jan. 1, 2016
	18	Sam Ehlinger (3 TDs) .....	Texas vs. Georgia, Jan. 1, 2019

## Most Points Scored, Playoff Semifinals

1.	24	Sony Michel (4 TDs) .....	Georgia vs. Oklahoma, Rose, Jan. 1, 2018
	24	Justin Jefferson (4 TDs) .....	LSU vs. Oklahoma, Peach, Dec. 28, 2019
3.	18	Travis Etienne (3 TDs) .....	Clemson vs. Ohio State, Fiesta, Dec. 28, 2019
	18	DeVonta Smith (3 TDs) .....	Alabama vs. Notre Dame, Rose, Jan. 1, 2021
5.	12	Twenty tied.	

## Most Points Scored, New Year's Six games

1.	24	Ezekiel Elliott (4 TDs) .....	Ohio State vs. Notre Dame, Fiesta, Jan. 1, 2016
	24	Sony Michel (4 TDs) .....	Georgia vs. Oklahoma, Rose, Jan. 1, 2018
	24	Justin Jefferson (4 TDs) .....	LSU vs. Oklahoma, Peach, Dec. 28, 2019
	24	Tyjae Spears (4 TDs) .....	Tulane vs. USC, Cotton, Jan. 2, 2023
5.	18	Thirteen tied. Last: Marvin Harrison Jr. (3 TDs) .....	Ohio St. vs. Utah, Rose, Jan. 1, 2022

## Most Points Scored, All Bowls

1.	30	Nine tied	
		First: Barry Sanders (5 TDs) .....	Oklahoma St. vs. Wyoming, Holiday, Dec. 30, 1988
		Last: Kelvin Hopkins (5 TDs) .....	Army vs. Houston, Armed Forces, Dec. 22, 2018

## Most Points Scored, Superdome History (College, FBS)

1.	30	Matt Forté (5 TDs) .....	Tulane vs. Southeastern La., Sept. 22, 2007
	30	Tony Jeffery (5 TDs) .....	TCU vs. Tulane, Sept. 13, 1986

## Most Points Scored By A Kicker, Sugar Bowl

1.	16	Arden Czyzewski (5 FGs, 1 PAT) .....	Florida vs. Notre Dame, Jan. 1, 1992
2.	14	Billy Bennett (4 FGs, 2 PATs) .....	Georgia vs. Florida St., Jan. 1, 2003

## Most Points Scored By A Kicker, Playoff Semifinals

1.	13	Greg Huegel (3 FGs, 4 PATs) .....	Clemson vs. Oklahoma, Orange, Dec. 31, 2015
2.	12	Rodrigo Blankenship (2 FGs, 6 PATs) .....	Georgia vs. Oklahoma, Rose, Jan. 1, 2018
	12	Austin Seibert (2 FGs, 6 PATs) .....	Oklahoma vs. Georgia, Rose, Jan. 1, 2018
4.	11	Blake Haubeil (3 FGs, 2 PATs) .....	Ohio State vs. Clemson, Fiesta, Dec. 28, 2019
	11	Jake Moody (3 FGs, 2 PATs) .....	Michigan vs. TCU, Fiesta, Dec. 31, 2022

## Most Points Scored By A Kicker, New Year's Six games

1.	20	Riley Patterson (6 FGs, 2 PATs) .....	Memphis vs. Penn State, Cotton, Dec. 29, 2019
2.	16	Cole Tracy (4 FGs, 4 PATs) .....	LSU vs. UCF, Fiesta, Jan. 1, 2019
3.	14	Sean Nuremberger (3 FGs, 5 PATs) .....	Ohio State vs. Notre Dame, Fiesta, Jan. 1, 2016
	14	Matt Boermeester (3 FGs, 5 PATs) .....	Southern Cal vs. Penn State, Rose, Jan. 2, 2017
5.	13	Greg Huegel (3 FGs, 4 PATs) .....	Clemson vs. Oklahoma, Orange, Dec. 31, 2015
	13	Tanner Brown (3 FGs, 4 PATs) .....	Oklahoma State vs. Notre Dame, Fiesta, Jan. 1, 2022

## Most Points Scored By A Kicker, All Bowls

1.	20	Riley Patterson (6 FGs, 2 PATs) .....	Memphis vs. Penn State, Cotton, Dec. 29, 2019
2.	19	Kevin Miller (4 FGs, 7 PATs) .....	East Carolina vs. Marshall, GMAC, 2001
	19	Matthew Trickett (5 FGs, 4 PATs) .....	Kent St. vs. Utah St., Frisco, Dec. 20, 2019
4.	18	Andrew Aguila (5 FGs, 3 PATs) .....	Central Mich. vs. Troy, GMAC, 2010
5.	17	Jonathan Barnes (4 FGs, 5 PATs) .....	Louisiana Tech vs. Arkansas St., New Orleans, 2015

## Most Points Scored By A Kicker, Superdome History (College, FBS)

1.	18	Cairo Santos (5 FGs, 3 PATs) .....	Tulane vs. East Carolina, Oct. 12, 2013
2.	17	Jonathan Barnes (4 FGs, 5 PATs) ..	La. Tech vs. Ark. St., N.O. Bowl, Dec. 19, 2015
3.	16	Brian Lee (5 FGs, 1 PAT) .....	Ole Miss vs. Tulane, Aug. 31, 1991
	16	Arden Czyzewski (5 FGs, 1 PAT) .....	Florida vs. Notre D., Sugar Bowl, Jan. 1, 1992

## SCORING - FIELD GOALS/EXTRA POINTS

### Most Field Goals Made, Sugar Bowl

1.	5	Arden Czyzewski (5 att.) .....	Florida vs. Notre Dame, Jan. 1, 1992
2.	4	Tim Davis (5 att.) .....	Alabama vs. Ole Miss, Jan. 1, 1964
	4	Billy Bennett (5 att.) .....	Georgia vs. Florida State, Jan. 1, 2003
	4	Justin Myer (5 att.) .....	Virginia Tech vs. Michigan, Jan. 3, 2012
5.	3	10 times,	
		most recently: Zach Hocker (3 att.) .....	Arkansas vs. Ohio State, Jan. 4, 2011

### Most Fields Goals Made, Playoff Semifinals

1.	3	Greg Huegel (4 att.) .....	Clemson vs. Oklahoma, Orange, Dec. 31, 2015
	3	Blake Haubeil (3 att.) .....	Ohio State vs. Clemson, Fiesta, Dec. 28, 2019
	3	Jake Moody (3 att.) .....	Michigan vs. TCU, Fiesta, Dec. 31, 2022
4.	2	Eleven tied.	

### Most Fields Goals Made, New Year's Six games

1.	6	Riley Patterson (6 att.) .....	Memphis vs. Penn State, Cotton, Dec. 29, 2019
2.	4	Cole Tracy (4 att.) .....	LSU vs. UCF, Fiesta, Jan. 1, 2019
3.	3	Ten times. Most recent: Jake Moody (3 att.) .....	Michigan vs. TCU, Fiesta, Dec. 31, 2022

### Most Field Goals Made, All Bowls

1.	6	Riley Patterson (6 att.) .....	Memphis vs. Penn State, Cotton, Dec. 29, 2019
----	---	--------------------------------	-----------------------------------------------

# SUGAR BOWL RECORD BOOK - INDIVIDUAL

## Most Field Goals Made, Superdome History (College, FBS)

- 5 Brian Lee.....Ole Miss vs. Tulane, Aug. 31, 1991
- 5 Arden Czyzewski (5 att.).....Florida vs. Notre Dame, Sugar Bowl, Jan. 1, 1992
- 5 Jeremy Shelley.....Alabama vs. LSU, BCS Championship, Jan. 9, 2012
- 5 Cairo Santos (6 att.).....Tulane vs. East Carolina, Oct. 12, 2013

## Most Field Goal Attempts, Sugar Bowl

- 5 Tim Davis (4 made).....Alabama vs. Ole Miss, Jan. 1, 1964
- 5 Bob White (3 made).....Arkansas vs. Georgia, Jan. 1, 1969
- 5 George Hunt (2 made).....Tennessee vs. Air Force, Jan. 1, 1971
- 5 Arden Czyzewski (5 made).....Florida vs. Notre Dame, Jan. 1, 1992
- 5 Dan Mowrey (3 made).....Florida State vs. Florida, Jan. 2, 1995
- 5 Billy Bennett (4 made).....Georgia vs. Florida State, Jan. 1, 2003
- 5 Justin Myer (4 made).....West Virginia vs. Michigan, Jan. 3, 2012

## Most Field Goals Attempted, Playoff Semifinals

- 4 Greg Huegel (3 made).....Clemson vs. Oklahoma, Orange, Dec. 31, 2015

## Most Field Goals Attempted, New Year's Six games

- 6 Riley Patterson (6 att.).....Memphis vs. Penn State, Cotton, Dec. 29, 2019
- 5 Matt Boormeester (3 made).....Southern Cal vs. Penn State, Rose, Jan. 2, 2017
- 5 B.T. Potter (2 made).....Clemson vs. Tennessee, Orange, Dec. 30, 2022**
- 4 **4 Six tied. Last: Jake Podlesny (2 made).....Georgia vs. Ohio St., Peach, Dec. 31, 2022**

## Most Field Goal Attempts, All Bowls

- 7 Jeremy Shelley (5 made).....Alabama vs. LSU, NCG, Jan. 9, 2012

## Most Field Goal Attempts, Superdome History (College, FBS)

- 7 Warren Harvey (4 made).....East Carolina vs. Tulane, Oct. 12, 2013
- 6 Cairo Santos (5 made).....Tulane vs. East Carolina, Oct. 12, 2013

SEE PAGE 85 FOR LONGEST FIELD GOALS IN THE SUGAR BOWL.

## Most Extra Point Kick Attempts, Sugar Bowl

- 7 Caleb Sturgis (6 made).....Florida vs. Cincinnati, Jan. 1, 2010
- 7 Blake Haubeil (7 made).....Ohio State vs. Clemson, Jan. 1, 2021

## Most Extra Point Kick Attempts, Playoff Semifinals

- 9 Cade York (9 made).....LSU vs. Oklahoma, Peach, Dec. 28, 2019
- 7 Blake Haubeil (7 made).....Ohio State vs. Clemson, Sugar, Jan. 1, 2021

## Most Extra Point Kick Attempts, New Year's Six games

- 9 Cade York (9 made).....LSU vs. Oklahoma, Peach, Dec. 28, 2019

## Most Extra Point Kick Attempts, All Bowls

- 10 Tyler Bitancourt (10 made).....West Virginia vs. Clemson, Orange, Jan. 4, 2012
- 10 John Abercrombie (10 made).....Army vs. Houston, Armed Forces, 2018

## Most Extra Point Kick Attempts, Superdome History (College, FBS)

- 10 Brad Palazzo (10 made).....Tulane vs. UL-Lafayette, Oct. 31, 1998



Chris Olave's 56-yard TD reception from Justin Fields for Ohio State was the 24th pass play of 50 yards or more in Sugar Bowl history.

## Most Extra Point Kicks Made, Sugar Bowl

- 7 Blake Haubeil (7 att.).....Ohio State vs. Clemson, Jan. 1, 2021
- 6 Bart Edmiston (6 att.).....Florida vs. Florida State, Jan. 2, 1997
- 6 Caleb Sturgis (7 att.).....Florida vs. Cincinnati, Jan. 1, 2010
- 6 Michael Hunnicutt (6 att.).....Oklahoma vs. Alabama, Jan. 2, 2014
- 6 Gary Wunderlich (6 att.).....Ole Miss vs. Oklahoma State, Jan. 1, 2016

## Most Extra Point Kicks Made, Playoff Semifinals

- 9 Cade York (9 att.).....LSU vs. Oklahoma, Peach, Dec. 28, 2019
- 7 Blake Haubeil (7 att.).....Ohio State vs. Clemson, Sugar, Jan. 1, 2021

## Most Extra Point Kicks Made, New Year's Six games

- 9 Cade York (9 att.).....LSU vs. Oklahoma, Peach, Dec. 28, 2019

## Most Extra Point Kicks Made, All Bowls

- 10 Tyler Bitancourt (10 attempts).....West Virginia vs. Clemson, Orange, Jan. 4, 2012
- 10 John Abercrombie (10 attempts).....Army vs. Houston, Armed Forces, Dec. 22, 2018

## Most Extra Point Kicks Made, Superdome History (College, FBS)

- 10 Brad Palazzo (10 made).....Tulane vs. UL-Lafayette, Oct. 31, 1998

## TOTAL OFFENSE

### Most Total Yards (all 300-yard games), Sugar Bowl

- 533 Tim Tebow (482 pass/51 rush).....Florida vs. Cincinnati, Jan. 1, 2010
- 427 Rohan Davey (444 pass/-17 rush).....LSU vs. Illinois, Jan. 1, 2002
- 427 Justin Fields (385 pass/42 rush).....Ohio State vs. Clemson, Jan. 1, 2021
- 397 Shane Matthews (370/27).....Florida vs. Notre Dame, Jan. 1, 1992
- 392 Trevor Lawrence (400/-8).....Clemson vs. Ohio State, Jan. 1, 2021
- 375 Chad Kelly (302/73).....Ole Miss vs. Oklahoma State, Jan. 1, 2016
- 371 Danny Wuerffel (394/-23).....Florida vs. Florida State, Jan. 2, 1995
- 360 Bill Montgomery (338/22).....Arkansas vs. Ole Miss, Jan. 1, 1970
- 355 Trevor Knight (348/7).....Oklahoma vs. Alabama, Jan. 2, 2014
- 348 D.J. Shockley (277/71).....Georgia vs. West Virginia, Jan. 2, 2006
- 348 JaMarcus Russell (332/16).....LSU vs. Notre Dame, Jan. 3, 2007
- 344 Steve Spurrier (353/-8).....Florida vs. Missouri, Jan. 1, 1966
- 344 Bryan Randall (299/45).....Virginia Tech vs. Auburn, Jan. 3, 2005
- 344 AJ McCarron (387/-43).....Alabama vs. Oklahoma, Jan. 2, 2014
- 330 Baker Mayfield (296/34).....Oklahoma vs. Auburn, Jan. 2, 2017
- 323 Thad Busby (334/-11).....Florida State vs. Ohio State, Jan. 1, 1998
- 322 Michael Vick (225/97).....Virginia Tech vs. Florida State, Jan. 4, 2000
- 321 Brian Johnson (336/-15).....Utah vs. Alabama, Jan. 2, 2009
- 312 Archie Manning (273/39).....Ole Miss vs. Arkansas, Jan. 1, 1970
- 311 Bryce Young (321/-10).....Alabama vs. Kansas State, Dec. 31, 2022**

### Most Total Yards, Playoff Semifinals

- 514 Joe Burrow (493 pass/21 rush).....LSU vs. Oklahoma, Peach, Dec. 28, 2019
- 427 Justin Fields (385 pass/42 rush).....Ohio State vs. Clemson, Sugar, Jan. 1, 2021
- 417 Kyle Murray (308 pass/109 rush).....Oklahoma vs. Alabama, Orange, Dec. 29, 2018
- 400 Marcus Mariota (338 pass/62 rush).....Oregon vs. Florida State, Rose, Jan. 1, 2015
- 395 J.J. McCarthy (343 pass/52 rush).....Michigan vs. TCU, Fiesta, Dec. 31, 2022

### Most Total Yards, New Year's Six games

- 583 C.J. Stroud (573 pass/10 rush).....Ohio State vs. Utah, Rose, Jan. 1, 2022
- 514 Bryce Petty (550 pass/-36 rush).....Baylor vs. Michigan State, Cotton, Jan. 1, 2015
- 514 Joe Burrow (492 pass/21 rush).....LSU vs. Oklahoma, Peach, Dec. 28, 2019
- 505 Jack Coan (509 pass/-4 rush).....Notre Dame vs. Oklahoma State, Fiesta, Jan. 1, 2022
- 500 Dak Prescott (453 pass/47 rush).....Miss. St. vs. Georgia Tech, Orange, Dec. 31, 2014

### Most Total Yards, All Bowls

- 594 Ty Detmer (576 pass, 18 rush).....Brigham Young vs. Penn St., Holiday, Dec. 30, 1989
- 583 C.J. Stroud (573 pass/10 rush).....Ohio State vs. Utah, Rose, Jan. 1, 2022
- 574 Colt Brennan (559 pass, 15 rush).....Hawaii vs. Arizona St., Hawaii, Dec. 24, 2006
- 566 Byron Leftwich (576 pass, -1 rush).....Marshall vs. East Carolina, GMAC, Dec. 19, 2001
- 562 Mike Kafka (532 pass, 30 rush).....Northwestern vs. Auburn, Outback, Jan. 1, 2010

### Most Total Yards, Superdome History (College, FBS)

- 533 Ty Tebow (482 pass/51 rush).....Florida vs. Cincinnati, Sugar Bowl, Jan. 1, 2010
- 522 Austin Reed (497 pass/25 rush).....W. Kentucky vs. South Alabama**  
**.....New Orleans Bowl, Dec. 21, 2022**
- 492 Blaine Gauthier (470 pass/22 rush).....ULL vs. SD St., N.O. Bowl, Dec. 17, 2011
- 484 Terrence Jones (388 pass/96 rush).....Tulane vs. TCU, Sept. 13, 1986
- 474 Jeff Driskel (458 pass/16 rush).....La. Tech vs. Ark. St., N.O. Bowl, Dec. 19, 2015

Items in bold indicate the most recent season.

# SUGAR BOWL RECORD BOOK - INDIVIDUAL

## Most Touchdowns Responsible For, Sugar Bowl

1. 6 Justin Fields (6 pass) ..... Ohio State vs. Clemson, Jan. 1, 2021
2. 5 Bryce Young (5 pass) ..... Alabama vs. Kansas State, Dec. 31, 2022
3. 4 Craig Sundberg (3 pass, 1 rush) ..... Nebraska vs. LSU, Jan. 1, 1985
- 4 Danny Wuerffel (3 pass, 1 rush) ..... Florida vs. Florida State, Jan. 2, 1997
- 4 Chris Weinke (4 pass) ..... Florida State vs. Virginia Tech, Jan. 4, 2000
- 4 Kurt Kittner (4 pass) ..... Illinois vs. LSU, Jan. 1, 2002
- 4 Domanick Davis (4 rush) ..... LSU vs. Illinois, Jan. 1, 2002
- 4 Tim Tebow (3 pass, 1 rush) ..... Florida vs. Cincinnati, Jan. 1, 2010
- 4 Trevor Knight (4 pass) ..... Oklahoma vs. Alabama, Jan. 2, 2014
- 4 Chad Kelly (4 pass) ..... Ole Miss vs. Oklahoma State, Jan. 1, 2016

## Most Touchdowns Responsible For, Playoff Semifinals

1. 8 Joe Burrow (7 pass, 1 rush) ..... LSU vs. Oklahoma, Peach, Dec. 28, 2019
2. 6 Justin Fields (6 pass) ..... Ohio State vs. Clemson, Sugar, Jan. 1, 2021
3. 4 Tua Tagovailoa (4 pass) ..... Alabama vs. Oklahoma, Orange, Dec. 29, 2018
- 4 Mac Jones (4 pass) ..... Alabama vs. Notre Dame, Rose, Jan. 1, 2021
- 4 Max Duggan (2 pass, 2 rush) ..... TCU vs. Michigan, Fiesta, Dec. 31, 2022
- 4 C.J. Stroud (4 pass) ..... Ohio State vs. Georgia, Peach, Dec. 31, 2022
- 4 Stetson Bennett (3 pass, 1 rush) ..... Georgia vs. Ohio State, Peach, Dec. 31, 2022

## Most Touchdowns Responsible For, New Year's Six games

1. 8 Joe Burrow (7 pass, 1 rush) ..... LSU vs. Oklahoma, Peach, Dec. 28, 2019
2. 6 Justin Fields (6 pass) ..... Ohio State vs. Clemson, Sugar, Jan. 1, 2021
- 6 C.J. Stroud (6 pass) ..... Ohio State vs. Utah, Rose, Jan. 1, 2022
4. 5 Sam Darnold (5 pass) ..... Southern Cal vs. Penn State, Rose, Jan. 2, 2017
- 5 Trace McSorley (4 pass, 1 rush) ..... Penn State vs. Southern Cal, Rose, Jan. 2, 2017
- 5 Jack Coan (5 pass) ..... Notre Dame vs. Oklahoma State, Fiesta, Jan. 1, 2022
- 5 Bryce Young (5 pass) ..... Alabama vs. Kansas State, Sugar, Dec. 31, 2022
- 5 Caleb Williams (5 pass) ..... Southern Cal vs. Tulane, Cotton, Jan. 2, 2023

## Most Touchdowns Responsible For, All Bowls

1. 8 Joe Burrow (7 pass) ..... LSU vs. Oklahoma, Peach, Dec. 28, 2019
2. 7 Keith Price (3 rush, 4 pass) ..... Washington vs. Baylor, Alamo, 2011
- 7 Geno Smith (1 rush, 6 pass) ..... West Virginia vs. Clemson, Orange, Jan. 4, 2012
- 7 Paxton Lynch (3 rush, 4 pass) ..... Memphis vs. BYU, Miami Beach, 2014
- 7 Cooper Rush (7 pass) ..... Central Michigan vs. Western Kentucky, Bahamas, 2014

## PUNTING

### Most Punts, Sugar Bowl

1. 14 Sammy Baugh (672 yards) ..... TCU vs. LSU, Jan. 1, 1936
2. 11 Mark Malkowicz (424 yards) ..... Georgia vs. Notre Dame, Jan. 1, 1981
3. 10 Cary Stockdell (336 yards) ..... Arkansas vs. Georgia, Jan. 1, 1969
- 10 Spike Jones (386 yards) ..... Georgia vs. Arkansas, Jan. 1, 1969
- 10 Brian Masella (429 yards) ..... Penn State vs. Oklahoma, Dec. 31, 1972
- 10 Scott Fitzkee (387 yards) ..... Penn State vs. Alabama, Jan. 1, 1979
- 10 Woody Umphrey (388 yards) ..... Alabama vs. Penn State, Jan. 1, 1979
8. 9 Gerald Brown (366 yards) ..... LSU vs. Syracuse, Jan. 1, 1965
- 9 Mitch Worley (280 yards) ..... LSU vs. Wyoming, Jan. 1, 1968
- 9 Mark Schultis (360 yards) ..... Texas vs. Virginia Tech, Dec. 31, 1995
- 9 Shane Lechler (398 yards) ..... Texas A&M vs. Ohio State, Jan. 1, 1999
- 9 Steve Fitts (364 yards) ..... Illinois vs. LSU, Jan. 1, 2002

### Most Punts, Playoff Semifinals

1. 9 Jake Hartbarger (411 yards) ..... Michigan State vs. Alabama, Cotton, Dec. 31, 2015
2. 8 Tristan Vizcaino (373 yards) ..... Washington vs. Alabama, Peach, Dec. 31, 2016
- 8 JK Scott (367 yards) ..... Alabama vs. Washington, Peach, Dec. 31, 2016
- 8 Tyler Newsome (367 yards) ..... Notre Dame vs. Clemson, Cotton, Dec. 29, 2018
5. 7 Five tied.

### Most Punts, New Year's Six games

1. 9 Jake Hartbarger (411 yards) ..... Michigan State vs. Alabama, Cotton, Dec. 31, 2015
2. 8 10 times. Last: Paxton Brooks (317 yards) ..... Tennessee vs. Clemson, Orange, Dec. 30, 2022

### Most Punts, All Bowls

1. 21 Everett Sweeney ..... Michigan vs. Stanford, Rose, Jan. 1, 1902

### Most Punts, Superdome History (College, FBS)

1. 11 Mark Malkowicz (424 yards) ..... Georgia vs. Notre Dame, Sugar Bowl, Jan. 1, 1981
2. 10 Scott Fitzkee (387 yards) ..... Penn State vs. Alabama, Sugar Bowl, Jan. 1, 1979
- 10 Woody Umphrey (388 yards) ..... Alabama vs. Penn State, Sugar Bowl, Jan. 1, 1979
- 10 Ross Thevenot (389 yards) ..... Tulane vs. LSU, Sept. 29, 2007

## Highest Average Per Punt (min. 3 punts), Sugar Bowl

1. 55.0 JK Scott (7-385) ..... Alabama vs. Ohio State, Jan. 1, 2015
2. 52.7 Shayne Edge (3-158) ..... Florida vs. West Virginia, Jan. 1, 1994
3. 49.2 Kevin Phillips (5-246) ..... Auburn vs. Oklahoma, Jan. 2, 2017
4. 49.1 Isaac Power (7-344) ..... Baylor vs. Georgia, Jan. 1, 2020
5. 49.0 Jerry DePoyster (4-196) ..... Wyoming vs. LSU, Jan. 1, 1968
6. 48.7 Tommy Davis (3-146) ..... LSU vs. Clemson, Jan. 1, 1959
7. 48.5 Matt Bahr (4-194) ..... Penn State vs. Alabama, Dec. 31, 1975
8. 48.3 Brian Mimbs (3-145) ..... Georgia vs. Hawaii, Jan. 1, 2008
9. 48.25 Jonathan Kilgo (4-193) ..... Georgia vs. Florida State, Jan. 1, 2003
10. 48.1 Robby Stevenson (7-337) ..... Florida vs. Florida State, Jan. 2, 1997

## Highest Average Per Punt (min. 3 punts), Playoff Semifinals

1. 55.0 JK Scott (7-385) ..... Alabama vs. Ohio State, Sugar, Jan. 1, 2015

## Highest Average Per Punt (min. 3 punts), New Year's Six games

1. 55.0 JK Scott (7-385) ..... Alabama vs. Ohio State, Sugar, Jan. 1, 2015

## Highest Average Per Punt, All Bowls (min. 5 punts)

1. 55.0 Justin Brantly (6-330) ..... Texas A&M vs. Penn State, Alamo, Dec. 29, 2007
- 55.0 JK Scott (7-385) ..... Alabama vs. Ohio State, Sugar, Jan. 1, 2015

## Punting Yards, Sugar Bowl

1. 672 Sammy Baugh (14 punts) ..... TCU vs. LSU, Jan. 1, 1936
2. 429 Brian Masella (10 punts) ..... Penn State vs. Oklahoma, Dec. 31, 1972
3. 424 Mark Malkowicz (11 punts) ..... Georgia vs. Notre Dame, Jan. 1, 1981
4. 398 Shane Lechler (9 punts) ..... Texas A&M vs. Ohio State, Jan. 1, 1999
5. 388 Woody Umphrey (10 punts) ..... Alabama vs. Penn State, Jan. 1, 1979
6. 387 Scott Fitzkee (10 punts) ..... Penn State vs. Alabama, Jan. 1, 1979
7. 386 Spike Jones (10 punts) ..... Georgia vs. Arkansas, Jan. 1, 1969
8. 385 JK Scott (7 punts) ..... Alabama vs. Ohio State, Jan. 1, 2015
8. 378 Bucky Dilts (8 punts) ..... Georgia vs. Pittsburgh, Jan. 1, 1977
9. 371 Sean Liss (8 punts) ..... Florida State vs. Florida, Jan. 2, 1997

## Punting Yards, Superdome History (College, FBS)

1. 424 Mark Malkowicz, Georgia vs. Notre Dame (11 punts)  
Sugar Bowl ..... 1/1/81
2. 411 Brad Wing, LSU vs. Alabama (9 punts)  
BCS Championship ..... 1/9/12
3. 398 Shane Lechler, Texas A&M vs. Ohio State (9 punts)  
Sugar Bowl ..... 1/1/99
4. 389 Ross Thevenot, Tulane vs. LSU (10 punts) ..... 9/29/07
5. 388 Woody Umphrey, Alabama vs. Penn State (10 punts)  
Sugar Bowl ..... 1/1/79

SEE PAGE 85 FOR LONGEST PUNTS IN THE SUGAR BOWL.

## RETURNS - KICKOFF

### Most Kickoff Returns, Sugar Bowl

1. 8 Mardy Gilyard (207 yards) ..... Cincinnati vs. Florida, Jan. 1, 2010
2. 7 Kevin Williams (146 yards) ..... Miami vs. Alabama, Jan. 1, 1993
- 7 Christian Jones (102 yards) ..... Alabama vs. Ohio State, Jan. 1, 2015
4. 5 J.C. Penny (113 yards) ..... Miami vs. Tennessee, Jan. 1, 1986
- 5 Harvey Williams (138 yards) ..... LSU vs. Nebraska, Jan. 1, 1987
- 5 Clint Johnson (144 yards) ..... Notre Dame vs. Florida, Jan. 1, 1992
- 5 Sirr Parker (71 yards) ..... Texas A&M vs. Ohio State, Jan. 1, 1999
- 5 Javier Arenas (134 yards) ..... Alabama vs. Utah, Jan. 2, 2009
- 5 Jordan Hall (113 yards) ..... Ohio State vs. Arkansas, Jan. 4, 2011
- 5 Roy Finch (101 yards) ..... Oklahoma vs. Alabama, Jan. 2, 2014

### Most Kickoff Returns, Playoff Semifinals

1. 7 Christian Jones (102 yards) ..... Alabama vs. Ohio State, Sugar, Jan. 1, 2015
2. 6 Kermit Whitfield (131 yards) ..... Florida State vs. Oregon, Rose, Jan. 1, 2015

### Most Kickoff Returns, New Year's Six games

1. 7 Christian Jones (102 yards) ..... Alabama vs. Ohio State, Sugar, Jan. 1, 2015
- 7 Desmond King (144 yards) ..... Iowa vs. Stanford, Rose, Jan. 1, 2016
- 7 Britain Covey (208 yards) ..... Utah vs. Ohio State, Rose, Jan. 1, 2022
- 7 Erneka Egbuka (163 yards) ..... Ohio State vs. Utah, Rose, Jan. 1, 2022
5. 6 Kermit Whitfield (131 yards) ..... Florida State vs. Oregon, Rose, Jan. 1, 2015
- 6 Noah Igbinochene (174 yards) ..... Auburn vs. UCF, Peach, Jan. 1, 2018
- 6 Lawrence Keys III (146 yards) ..... Tulane vs. Southern Cal, Jan. 2, 2023

### Most Kickoff Returns, All Bowls

1. 8 Eight times; last by Detrich Clark, Colorado St., Famous Idaho Potato, Dec. 22, 2016

# SUGAR BOWL RECORD BOOK - INDIVIDUAL

## Most Kickoff Return Yards, Sugar Bowl

1. 207 Mardy Gilyard (8 returns) ..... Cincinnati vs. Florida, Jan. 1, 2010
2. 146 Kevin Williams (7 returns) ..... Miami vs. Alabama, Jan. 1, 1993
3. 144 Clint Johnson (5 returns) ..... Notre Dame vs. Florida, Jan. 1, 1992
4. 138 Harvey Williams (5 returns) ..... LSU vs. Nebraska, Jan. 1, 1987
5. 134 Javier Arenas (5 returns) ..... Alabama vs. Utah, Jan. 2, 2009

## Most Kickoff Return Yards, Playoff Semifinals

1. 131 Kermit Whitfield (6 returns) ..... Florida State vs. Oregon, Rose, Jan. 1, 2015
2. 105 Paris Campbell (3 returns) ..... Ohio State vs. Clemson, Fiesta, Dec. 31, 2016
3. 102 Christian Jones (7 returns) ..... Alabama vs. Ohio State, Sugar, Jan. 1, 2015
4. 97 Alex Ross (4 returns) ..... Oklahoma vs. Clemson, Orange, Dec. 31, 2015
5. 78 A.J. Henning (3 returns) ..... Michigan vs. TCU, Fiesta, Dec. 31, 2022

## Most Kickoff Return Yards, New Year's Six games

1. 208 Britain Covey (7 returns) ..... Utah vs. Ohio State, Rose, Jan. 1, 2022
2. 194 Aron Cruickshank (4 returns) ..... Wisconsin vs. Oregon, Rose, Jan. 1, 2020
3. 174 Noah Igbinochene (6 returns) ..... Auburn vs. UCF, Peach, Jan. 1, 2018
4. 163 Emeka Egbuka (7 returns) ..... Ohio State vs. Utah, Rose, Jan. 1, 2022
5. 146 Lawrence Keys III (6 returns) ..... Tulane vs. Southern Cal, Jan. 2, 2023

## Most Kickoff Return Yards, All Bowls

1. 221 Steve Breaston (6 returns) ..... Michigan vs. Texas, Rose, Jan. 1, 2005

## Highest Kickoff Return Average (min. 3 returns), Sugar Bowl

1. 29.0 Chris Rainey (4 for 116) ..... Florida vs. Cincinnati, Jan. 1, 2010
2. 28.8 Clint Johnson (5 for 144) ..... Notre Dame vs. Florida, Jan. 1, 1992
3. 27.6 Harvey Williams (5 for 138) ..... LSU vs. Nebraska, Jan. 1, 1987
4. 26.8 Javier Arenas (5 for 134) ..... Alabama vs. Utah, Jan. 2, 2009
5. 26.3 Jack Jackson (3 for 79) ..... Florida vs. Florida State, Jan. 2, 1995

## Highest Kickoff Return Average (min. 3 returns), Playoff Semifinals

1. 35.0 Paris Campbell (3 for 105) ..... Ohio State vs. Clemson, Fiesta, Dec. 31, 2016
2. 27.5 Mecole Hardman (2 for 55 yards) ..... Georgia vs. Oklahoma, Rose, Jan. 1, 2018
3. 26.0 A.J. Henning (3 for 78 yards) ..... Michigan vs. TCU, Fiesta, Dec. 31, 2022
4. 24.3 Alex Ross (4 for 97 yards) ..... Oklahoma vs. Clemson, Orange, Dec. 31, 2015

## Highest Kickoff Return Average (min. 3 returns), New Year's Six games

1. 48.5 Aron Cruickshank (4 for 194) ..... Wisconsin vs. Oregon, Rose, Jan. 1, 2020
2. 36.7 Clyde Edwards-Helaira (3 for 110) ..... LSU vs. UCF, Fiesta, Jan. 1, 2019
3. 35.0 Paris Campbell (3 for 105) ..... Ohio State vs. Clemson, Fiesta, Dec. 31, 2016

## Highest Kickoff Return Average, All Bowls (min. 3 returns)

1. 48.5 Aron Cruickshank (4 for 194) ..... Wisconsin vs. Oregon, Rose, Jan. 1, 2020

SEE PAGE 85 FOR LONGEST RETURNS IN THE SUGAR BOWL.

## RETURNS - PUNT

### Most Punt Returns, Sugar Bowl

1. 6 Jacquez Green (69 yards) ..... Florida vs. Florida State, Jan. 2, 1997
- 5 Kevin Baugh (106 yards) ..... Penn State vs. Georgia, Jan. 1, 1983
- 5 David Palmer (52 yards) ..... Alabama vs. Miami, Jan. 1, 1993
- 4 Seven tied.

### Most Punt Returns, Playoff Semifinals

1. 5 Cyrus Jones (80 yards) ..... Alabama vs. Michigan State, Cotton, Dec. 31, 2015

### Most Punt Returns, New Year's Six games

1. 5 Cyrus Jones (80 yards) ..... Alabama vs. Michigan State, Cotton, Dec. 31, 2015

### Most Punt Returns, All Bowls

1. 9 Paddy Driscoll (115 yards) ..... Great Lakes vs. Mare Island, Rose, Jan. 1, 1919
- 9 Buzy Rosenberg (54 yards) ..... Georgia vs. North Carolina, Gator, Dec. 31, 1971

### Most Punt Return Yards, Sugar Bowl

1. 106 Kevin Baugh (5 returns) ..... Penn State vs. Georgia, Jan. 1, 1983
2. 95 Kevin Williams (3 returns) ..... Miami vs. Alabama, Jan. 1, 1993
3. 88 Ike Charlton (4 returns) ..... Virginia Tech vs. Florida St., Jan. 4, 2000
4. 86 Bobby Majors (4 returns) ..... Tennessee vs. Air Force, Jan. 1, 1971
5. 79 Joe Wylie (4 returns) ..... Oklahoma vs. Auburn, Jan. 1, 1972

### Most Punt Return Yards, Playoff Semifinals

1. 80 Cyrus Jones (5 ret.) ..... Alabama vs. Michigan State, Cotton, Dec. 31, 2015

### Most Punt Return Yards, New Year's Six games

1. 80 Cyrus Jones (5 ret.) ..... Alabama vs. Michigan State, Cotton, Dec. 31, 2015

## Most Punt Return Yards, All Bowls

1. 180 Willie Reid (7 returns) ..... Florida State vs. Penn State, (3 ot) Orange, Jan. 3, 2006

## Highest Punt Return Average (min. 3 returns), Sugar Bowl

1. 31.7 Kevin Williams (3 for 95) ..... Miami vs. Alabama, Jan. 1, 1993
2. 22.0 Ike Charlton (4 for 88) ..... Virginia Tech vs. Florida State, Jan. 4, 2000
3. 21.5 Bobby Majors (4 for 86) ..... Tennessee vs. Air Force, Jan. 1, 1971
4. 21.2 Baugh (5 for 106) ..... Penn State vs. Georgia, Jan. 1, 1983
5. 19.8 Joe Wylie (4 for 79) ..... Oklahoma vs. Auburn, Jan. 1, 1972

## Highest Punt Return Average (min. 3 returns), Playoff Semifinals

1. 16.0 Cyrus Jones (5 for 80) ..... Alabama vs. Michigan State, Cotton, Dec. 31, 2015

## Highest Punt Return Average (min. 3 returns), New Year's Six games

1. 16.0 Cyrus Jones (5 for 80) ..... Alabama vs. Michigan State, Cotton, Dec. 31, 2015

## Highest Punt Return Average, All Bowls (min. 3 returns)

1. 40.67 George Fleming (3 for 122) ..... Washington vs. Wisconsin, Rose, Jan. 1, 1960

## LONGEST PLAYS

### Longest Runs From Scrimmage, Sugar Bowl

1. 92 Raymond Brown (TD) ..... Ole Miss vs. Texas, Jan. 1, 1958
2. 88 Deuce Vaughn (TD) ..... Kansas State vs. Alabama, Dec. 31, 2022
3. 86 Leon Heath (TD) ..... Oklahoma vs. LSU, Jan. 2, 1950
4. 85 Claude Simons (TD) ..... Tulane vs. Temple, Jan. 1, 1935
5. 85 Ezekiel Elliott (TD) ..... Ohio State vs. Alabama, Jan. 1, 2015
6. 76 Jimmy Ford (TD) ..... Tulsa vs. Georgia Tech, Jan. 1, 1944
7. 69 Bo Bowen (TD) ..... Mississippi vs. Arkansas, Jan. 1, 1970
8. 67 Tony Dorsett (did not score) ..... Pittsburgh vs. Georgia, Jan. 1, 1977
9. 64 Justin Vincent (did not score) ..... LSU vs. Oklahoma, Jan. 4, 2004
10. 60 Jeff Powell (TD) ..... Tennessee vs. Miami, Jan. 1, 1986

### Longest Runs From Scrimmage, Playoff Semifinals

1. 85 Ezekiel Elliott (TD) ..... Ohio State vs. Alabama, Sugar, Jan. 1, 2015
2. 75 Sony Michel (TD) ..... Georgia vs. Oklahoma, Rose, Jan. 1, 2018
3. 69 Emari Demercado ..... TCU vs. Michigan, Fiesta, Dec. 31, 2022
4. 68 J.K. Dobbins (TD) ..... Ohio State vs. Clemson, Fiesta, Dec. 28, 2019
- 68 Bo Scarbrough (TD) ..... Alabama vs. Washington, Peach, Dec. 31, 2016

### Longest Runs From Scrimmage, New Year's Six games

1. 92 Saquon Barkley (TD) ..... Penn State vs. Washington, Fiesta, Dec. 30, 2017
2. 88 Deuce Vaughn (TD) ..... Kansas State vs. Alabama, Sugar, Dec. 31, 2022
3. 87 Nicholas Singleton (TD) ..... Penn State vs. Utah, Rose, Jan. 2, 2023
4. 85 Ezekiel Elliott (TD) ..... Ohio State vs. Alabama, Sugar, Jan. 1, 2015
5. 79 Saquon Barkley (TD) ..... Penn State vs. Southern Cal, Rose, Jan. 2, 2017
- 79 Jerome Ford (TD) ..... Cincinnati vs. Georgia, Peach, Jan. 1, 2021

### Longest Run From Scrimmage, All Bowls

1. 99 Terry Baker (TD) ..... Oregon St. vs. Villanova, Liberty, 1962
  2. 96 Mikell Simpson (TD) ..... Virginia vs. Texas Tech, Gator, 2008
  3. 95# Dicky Maegle (TD) ..... Rice vs. Alabama, Cotton, 1954
  4. 94 Hascall Henshaw (TD) ..... Arizona St. vs. Case, Sun, 1941
  - 94 Larry Smith (TD) ..... Florida vs. Georgia Tech, Orange, 1967
  - 94 Dwight Ford (TD) ..... USC vs. Texas A&M, Bluebonnet, 1977
- # - Famous bench-tackle play, Maegle tackled on Alabama 40-yd line by Tommy Lewis, awarded TD.

### Longest Run From Scrimmage, Superdome History (College, FBS)

1. 92 Leonard Henry (TD) ..... East Carolina vs. Tulane, Sept. 8, 2001
2. 88 Deuce Vaughn (TD) ..... Kansas St. vs. Alabama, Sugar Bowl, Dec. 31, 2022
2. 85 Ezekiel Elliott (TD) ..... Ohio State vs. Alabama, Sugar Bowl, Jan. 1, 2015
- 85 Dontrell Hilliard (TD) ..... Tulane vs. Maine, Sept. 19, 2015
4. 77 Boston Scott ..... Louisiana Tech vs. Arkansas St., N.O. Bowl, Dec. 19, 2015
5. 72 Joe Banyard ..... UTEP vs. Tulane, Oct. 15, 2011
- 72 Charles Sims ..... Houston vs. Tulane, Nov. 10, 2011

# SUGAR BOWL RECORD BOOK - INDIVIDUAL

## Longest Pass Plays (all 50-plus yard passes), Sugar Bowl

1.	82	Danny Wuerffel to Ike Hilliard (TD).....	Florida vs. Florida State, Jan. 2, 1995
2.	80	Bryan Randall to Josh Morgan (TD) ...	Virginia Tech vs. Auburn, Jan. 1, 2005
	80	Tim Tebow to Riley Cooper (TD) .....	Florida vs. Cincinnati, Jan. 1, 2010
4.	73	Warrick Dunn to Omar Ellison (TD).....	Florida State vs. Florida, Jan. 2, 1995
5.	68	Billy Grey to Jerry Lamb .....	Arkansas vs. Mississippi, Jan. 1, 1963
6.	67	Charley Trippi to Dan Edwards (TD) .....	Georgia vs. N. Carolina, Jan. 1, 1947
6.	67	AJ McCarron to DeAndrew White (TD) .....	Alabama vs. Okla., Jan. 2, 2014
8.	64	Chris Weinke to Peter Warrick (TD) .....	Florida St. vs. Va. Tech, Jan. 4, 2000
9.	63	Chris Weinke to Ron Dugans (TD) .....	Florida St. vs. Va. Tech, Jan. 4, 2000
10.	61	Kurt Kitner to Walter Young .....	Illinois vs. LSU, Jan. 1, 2002
61		AJ McCarron to Derrick Henry (TD) .....	Alabama vs. Oklahoma, Jan. 2, 2014
<b>12.</b>	<b>60</b>	<b>Brice Young to Jahmyr Gibbs .....</b>	<b>Alabama vs. Kansas State, Dec. 31, 2022</b>
13.	59	Matt Cavanaugh to Gordon Jones (TD) .....	Pitt. vs. Georgia, Jan. 1, 1977
14.	58	Duke Donaldson to Lawyer Tillman .....	Auburn vs. Syracuse, Jan. 1, 1988
58		JaMarcus Russell to Early Doucet .....	LSU vs. Notre Dame, Jan. 3, 2006
58		JaMarcus Russell to Brandon LaFell (TD) ..	LSU vs. Notre Dame, Jan. 3, 2006
17.	57	Billy Ezell to Doug Moreau (TD) .....	LSU vs. Syracuse, Jan. 1, 1965
57		Archie Manning to Vernon Studdard.....	Ole Miss vs. Arkansas, Jan. 1, 1970
19.	56	Jeremy Johnson to Darius Slayton .....	Auburn vs. Oklahoma, Jan. 2, 2017
56		Justin Fields to Chris Olave (TD) .....	Ohio State vs. Clemson, Jan. 1, 2021
21.	55	Richard Todd to Ozzie Newsome .....	Alabama vs. Penn St., Dec. 31, 1975
55		Thad Busby to Andre Cooper .....	Florida State vs. Florida, Jan. 2, 1997
23.	54	Paul Toscano to George Anderson .....	Wyoming vs. LSU, Jan. 1, 1968
54		Jim Druckenmiller to Bryan Still (TD) .....	Va. Tech vs. Texas, Dec. 31, 1995
25.	50	Joe Germaine to John Lumpkin (TD) .....	Ohio St. vs. Florida St., Jan. 1, 1999

## Longest Pass Plays, Playoff Semifinals

1.	76	Max Duggan to Quentin Johnson (TD) .....	TCU vs. Michigan, Fiesta, Dec. 31, 2022
	76	Stetson Bennett to Arian Smith (TD) ....	Georgia vs. Ohio State, Peach, Dec. 31, 2022
3.	62	Joe Burrow to Thaddeus Moss (TD) .....	LSU vs. Oklahoma, Peach, Dec. 28, 2019
4.	57	Stetson Bennett to Jermaine Burton (TD) ..	Georgia vs. Mich., Orange, Dec. 31, 2021
5.	56	Marcus Mariota to Darren Carrington (TD) ..	Oregon vs. Florida St., Rose, Jan. 1, 2015
	56	Justin Fields to Chris Olave (TD) .....	Ohio State vs. Clemson, Sugar, Jan. 1, 2021

## Longest Pass Plays, New Year's Six games

1.	92	Deondre Francois to Nyqwan Murray (TD) ..	Florida State vs. Michigan, Orange, Dec. 30, 2016
2.	88	Sean Clifford to KeAndre Lambert-Smith (TD) ..	Penn St. vs. Utah, Rose, Jan. 2, 2023
3.	87	Michael Pratt to Jha'Quan Jackson (TD) .....	Tulane vs. Southern Cal, Cotton, Jan. 2, 2023
4.	81	DeShone Kizer to Will Fuller (TD) .....	Notre Dame vs. Ohio State, Fiesta, Jan. 1, 2016
5.	76	Max Duggan to Quentin Johnson (TD) .....	TCU vs. Michigan, Fiesta, Dec. 31, 2022
	76	Stetson Bennett to Arian Smith (TD) ....	Georgia vs. Ohio State, Peach, Dec. 31, 2022

## Longest Pass Plays, All Bowls

1.	99	Tommy Armstrong to Quincy Enunwa (TD) .	Nebraska vs. Georgia, Gator, Jan. 1, 2014
2.	96	Kenny Pickett to Maurice Ffrench (TD) .....	Pittsburgh vs. E. Michigan, Quick Lane, Dec. 26, 2019
3.	95	Ronnie Fletcher to Ben Hart (TD) .....	Oklahoma vs. Florida St., Gator, Jan. 2, 1965
4.	93	Stan Heath to Tommy Kalminir (TD) .....	Nevada vs. North Texas, Salad, 1948
	93	Kenny Hill to Jalen Raeger (TD) .....	TCU vs. Stanford, Alamo, 2017

## Longest Pass Plays, Superdome History (College, FBS)

1.	87	J.P. Losman to Chris Bush (TD) .....	Tulane vs. East Carolina, Nov. 22, 2003
	87	Lester Ricard to Roydell Williams (TD) .....	Tulane vs. Navy, Nov. 6, 2004
3.	84	Nickie Hall to Marcus Anderson (TD) .....	Tulane vs. SMU, Oct. 4, 1980
4.	82	Danny Wuerffel to Ike Hilliard (TD) .....	Florida vs. Florida State Sugar Bowl, Jan. 2, 1995
	82	Kyle Padron to Aldrick Robinson (TD) .....	SMU vs. Tulane, Oct. 30, 2010

## Longest Interception Returns, Sugar Bowl

1.	96	Al Walcott (TD) .....	Baylor vs. Ole Miss, Jan. 1, 2022
2.	80	Hugh Morrow (TD) .....	Alabama vs. Duke, Jan. 1, 1945
3.	71	Bruce Thornton .....	Georgia vs. Florida State, Jan. 1, 2003
4.	68	Chris White .....	Tennessee vs. Miami, Jan. 1, 1986
5.	55	Rich Milot .....	Penn State vs. Alabama, Jan. 1, 1979
6.	52	Lawrence Wright (TD) .....	Florida vs. West Virginia, Jan. 1, 1994
7.	51	Shevin Smith .....	Florida State vs. Ohio State, Jan. 1, 1998
8.	49	Brodney Pool .....	Oklahoma vs. LSU, Jan. 4, 2004
9.	43	Zack Sanchez .....	Oklahoma vs. Alabama, Jan. 1, 2014
10.	42	Mike Clements .....	Alabama vs. Penn State, Jan. 1, 1979

## Longest Interception Returns, Playoff Semifinals

1.	86	Van Smith .....	Clemson vs. Ohio State, Fiesta, Dec. 31, 2016
2.	41	Steve Miller (TD) .....	Ohio State vs. Alabama, Sugar, Jan. 1, 2015
3.	39	Dominick Sanders .....	Georgia vs. Oklahoma, Rose, Jan. 1, 2018
4.	38	Sevyn Banks .....	Ohio State vs. Clemson, Sugar, Jan. 1, 2021
5.	32	Cyrus Jones .....	Alabama vs. Ohio State, Sugar, Jan. 1, 2015

## Longest Interception Returns, New Year's Six games

1.	96	Al Walcott (TD) .....	Baylor vs. Ole Miss, Sugar, Jan. 1, 2022
2.	93	Brandon Moore (TD) .....	UCF vs. LSU, Fiesta, Jan. 1, 2019
3.	86	Van Smith .....	Clemson vs. Ohio State, Fiesta, Dec. 31, 2016
4.	78	Cal Haladay (TD) .....	Michigan State vs. Pittsburgh, Peach, Dec. 30, 2022
5.	66	Quenton Meeks (TD) .....	Stanford vs. Iowa, Rose, Jan. 1, 2016

## Longest Interception Returns, All Bowls

1.	100	Dahna Deleston (TD) .....	Connecticut vs. Buffalo, International, Jan. 3, 2009
	100	Walter McFadden (TD) .....	Auburn vs. Northwestern, Outback, Jan. 1, 2010
	100	Jamar Taylor (TD) .....	Boise State vs. Arizona State, Las Vegas, Dec. 22, 2011
	100	Evan Berry (TD) .....	Tennessee vs. Northwestern, Outback, Jan. 1, 2016
	100	Tyree Robinson (TD) .....	Oregon vs. Boise State, Las Vegas, Dec. 16, 2017

## Interception Returns, Superdome History (College, FBS)

1.	100	Jordan Ozerities (TD) .....	UCF vs. Tulane, Nov. 20, 2010
2.	99	Treg Songy (TD) .....	Tulane vs. Florida State, Sept. 17, 1983
	99	Derrick Strozier (TD) .....	Tulane vs. East Carolina, Oct. 12, 2013
4.	96	Al Walcott (TD) .....	Baylor vs. Ole Miss, Sugar Bowl, Jan. 1, 2022
4.	79	Bobby McCain (TD) .....	Memphis vs. Tulane, Oct. 22, 2011
5.	73	Ryan Travis (TD) .....	Tulane vs. Rice, Nov. 3, 2012

## Longest Kickoff Returns, Sugar Bowl

1.	100	Andre Debose (TD) .....	Florida vs. Louisville, 2013
2.	93	Al Hunter (TD) .....	Notre Dame vs. Alabama, 1973
3.	90	Ramarcus Brown .....	Georgia vs. Hawaii, 2008
4.	63	Andre Kendrick .....	Virginia Tech vs. Florida State, 2000
5.	62	Rock Preston .....	Florida State vs. Florida, 1995
6.	52	Bobby Peters .....	Baylor vs. Tennessee, 1957
7.	51	Chris Rainey .....	Florida vs. Cincinnati, 2010
8.	48	Eddie Royal .....	Virginia Tech vs. Auburn, 2005
9.	47	Billy Pyle .....	Texas vs. Alabama, 1948
10.	46	Clint Johnson .....	Notre Dame vs. Florida, 1992

## Longest Kickoff Returns, Playoff Semifinals

1.	54	Paris Campbell .....	Ohio State vs. Clemson, Fiesta, Dec. 31, 2016
2.	40	Tyler Scott .....	Cincinnati vs. Alabama, Cotton, Dec. 31, 2021
3.	35	Kermit Whitfield .....	Florida State vs. Oregon, Rose, Jan. 1, 2015
3.	34	Christian Jones .....	Alabama vs. Ohio State, Sugar, Jan. 1, 2015
4.	33	Charleston Rambo .....	Oklahoma vs. LSU, Peach, Dec. 28, 2019

## Longest Kickoff Returns, New Year's Six games

1.	97	Britain Covey (TD) .....	Utah vs. Ohio State, Rose, Jan. 1, 2022
2.	95	Aron Cruikshank (TD) .....	Wisconsin vs. Oregon, Rose, Jan. 1, 2020
3.	77	Clyde Edwards-Helaire .....	LSU vs. UCF, Fiesta, Jan. 1, 2019
4.	72	Noah Igbinghene .....	Auburn vs. UCF, Peach, Jan. 1, 2018
5.	66	Keith Gavin .....	Florida State vs. Michigan, Orange, Dec. 30, 2016

## Longest Kickoff Returns, All Bowls

1.	100	20 times, most recent: Jason Huntley, New Mexico State vs. Utah State, Arizona, 2017
----	-----	--------------------------------------------------------------------------------------

## Longest Kickoff Returns, Superdome History (College, FBS)

1.	100	Otis Anderson (TD) .....	Miami (Fla.) vs. Tulane, Nov. 4, 1978
	100	Fred Smith (TD) .....	Tulane vs. TCU, Sept. 1, 2003
	100	Jesse Henderson (TD) .....	SMU vs. Tulane, Oct. 30, 2006
	100	Andre Debose (TD) .....	Florida vs. Louisville, Sugar Bowl, Jan. 2, 2013
5.	98	Jeff Liggon (TD) .....	Tulane vs. Southern Miss, Oct. 26, 1996
	98	Blaise Taylor (TD) .....	Arkansas St. vs. Louisiana Tech, N.O. Bowl, Dec. 19, 2015

## Longest Punt Returns, Sugar Bowl

1.	78	Kevin Williams (TD) .....	Miami vs. Alabama, Jan. 1, 1993
2.	75	Bobby Kellogg (TD) .....	Tulane vs. Texas A&M, Jan. 1, 1940
3.	73	Javier Arenas (TD) .....	Alabama vs. Utah, Jan. 2, 2009
4.	71	Joe Wylie (TD) .....	Oklahoma vs. Auburn, Jan. 1, 1972
5.	66	Kevin Baugh .....	Penn State vs. Georgia, Jan. 1, 1983
6.	62	Lou Ikner .....	Alabama vs. Penn State, Jan. 1, 1979
7.	60	Bryan Still (TD) .....	Virginia Tech vs. Texas, Dec. 31, 1995
8.	59	Peter Warrick (TD) .....	Florida State vs. Virginia Tech, Jan. 4, 2000
9.	57	Bobby Majors (TD) .....	Tennessee vs. Air Force, Jan. 1, 1971
10.	50	Major Ogilvie .....	Alabama vs. Arkansas, Jan. 1, 1980

# SUGAR BOWL RECORD BOOK - INDIVIDUAL

## Longest Punt Returns, Playoff Semifinals

1. 57 Cyrus Jones (TD) ..... Alabama vs. Michigan State, Cotton, Dec. 31, 2015
2. 31 Derius Davis ..... TCU vs. Michigan, Fiesta, Dec. 31, 2022
3. 21 Mecale Hardman ..... Georgia vs. Oklahoma, Rose, Jan. 1, 2018
4. 20 DeVonta Smith ..... Alabama vs. Notre Dame, Rose, Jan. 1, 2021
5. 16 Artavis Scott ..... Clemson vs. Ohio State, Fiesta, Dec. 31, 2016
- 16 A.J. Henning ..... Michigan vs. Georgia, Orange, Dec. 31, 2021

## Longest Punt Returns, New Year's Six games

1. 63 Christian McCaffrey (TD) ..... Stanford vs. Iowa, Rose, Jan. 1, 2016
2. 57 Cyrus Jones (TD) ..... Alabama vs. Michigan State, Cotton, Dec. 31, 2015
3. 34 Fred Ross ..... Mississippi State vs. Georgia Tech, Orange, Dec. 31, 2014
4. 31 Derius Davis ..... TCU vs. Michigan, Fiesta, Dec. 31, 2022
5. 29 Jalin Marshall ..... Ohio State vs. Notre Dame, Fiesta, Jan. 1, 2016

## Longest Punt Returns, All Bowls

1. 92 Quinton Jones (TD) ..... Boise State vs. Boston College, MPC Computers, Dec. 28, 2005
- 92 Brandon Boykin (TD) ..... Georgia vs. Michigan State, Outback, Jan. 2, 2012
3. 88 Ben Kelly (TD) ..... Colorado vs. Boston College, Insight.com, Dec. 31, 1999
4. 87 Willie Reid (TD) ..... Florida St. vs. Penn St., Orange, Jan. 3, 2006
5. 86 Four tied.

## Longest Punt Returns, Superdome History (College, FBS)

1. 87 Darryl Surgent (TD) ..... UL Lafayette vs. San Diego St., N.O. Bowl, Dec. 17, 2011
2. 78 Kevin Williams (TD) ..... Miami vs. Alabama, Sugar Bowl, Jan. 1, 1993
3. 77 Curt Baham (TD) ..... Tulane vs. Florida State, Sept. 17, 1983
4. 76 Damian Payne (TD) ..... Houston vs. Tulane, Nov. 10, 2011
5. 73 Javier Arenas (TD) ..... Alabama vs. Utah, Sugar Bowl, Jan. 2, 2009

## Longest Fumble Returns, Sugar Bowl

1. 49 Tommy Yearout ..... Auburn vs. Oklahoma, Jan. 1, 1972
2. 26 Bobby Jackson ..... Illinois vs. LSU, Jan. 1, 2002
- 26 Geneo Grissom ..... Oklahoma vs. Alabama, Jan. 2, 2014
4. 19 Randall Gay ..... LSU vs. Illinois, Jan. 1, 2002
5. 9 Kyler Hall ..... Florida State vs. Georgia, Jan. 1, 2003

## Longest Fumble Return, Playoff Semifinals

1. 58 Tony Washington (TD) ..... Oregon vs. Florida State, Rose, Jan. 1, 2015
2. 46 Steven Parker (TD) ..... Oklahoma vs. Georgia, Rose, Jan. 1, 2018

## Longest Fumble Returns, All Bowls

1. 99 Darwin Cook (TD) ..... West Virginia vs. Clemson, Orange, Jan. 4, 2012
2. 89 Charlie Owens (TD) ..... TCU vs. Texas A&M, galleryfurniture.com, Dec. 28, 2001
3. 86 Troy Dye (TD) ..... Oregon vs. Boise St., Las Vegas, Dec. 16, 2017
4. 79 Tremain Mack (TD) ..... Miami vs. Virginia, Carquest, Dec. 27, 1996
5. 75 Two Tied.

## Longest Fumble Returns, Superdome History (College, FBS)

1. 87 Cedric Thomas ..... Tulane vs. LSU, Nov. 19, 1994
2. 77 Tom Latos ..... Tulane vs. Syracuse, Nov. 9, 1996
3. 76 Sean Lucas ..... Tulane vs. Southern, Aug. 31, 2002
4. 50 LeVan Richmond (TD) ..... Southern Miss vs. Tulane, Nov. 11, 2006
5. 47 Delando Davis ..... Tulane vs. Army, Sept. 18, 1999

## Longest Blocked Field Goal Return, All Bowls

1. 80 Antonio Banks (TD) ..... Virginia Tech vs. Indiana, Independence, Dec. 31, 1993
2. 78 Devin Hester (TD) ..... Miami vs. Florida, Peach, Dec. 31, 2004
3. 75 Payton Williams (TD) ..... Fresno St. vs. Utah, Las Vegas, Dec. 18, 1999

## Longest Field Goals, Sugar Bowl

1. 53 John Carroll ..... Oklahoma vs. Auburn, Jan. 1, 1972
2. 52 Cloyce Hinton ..... Ole Miss vs. Arkansas, Jan. 1, 1970
- 52 Phil Dawson ..... Texas vs. Virginia Tech, Dec. 31, 1995
- 52 Brandon Coutu ..... Georgia vs. Hawaii, Jan. 1, 2008
- 52 Leigh Tiffin ..... Alabama vs. Utah, Jan. 2, 2009
6. 51 Jeff Chandler ..... Florida vs. Miami, Jan. 2, 2001
7. 50 Harry Oliver ..... Notre Dame vs. Georgia, Jan. 1, 1981
8. 49 Jerry DePoyster ..... Wyoming vs. LSU, Jan. 1, 1968
- 49 Dane Prewitt ..... Miami vs. Alabama, Jan. 1, 1993
- 49 Daniel Carlson ..... Auburn vs. Oklahoma, Jan. 2, 2017
- 49 Will Reichard ..... Alabama vs. Kansas State, Dec. 31, 2022

## Longest Field Goals, Playoff Semifinals

1. 59 Jake Moody ..... Michigan vs. TCU, Fiesta, Dec. 31, 2022
2. 55 Rodrigo Blankenship ..... Georgia vs. Oklahoma, Rose, Jan. 1, 2018
3. 48 Noah Ruggles ..... Ohio State vs. Georgia, Peach, Dec. 31, 2022
3. 47 Adam Griffith ..... Alabama vs. Michigan State, Cotton, Dec. 31, 2015
4. 45 Greg Huegel ..... Clemson vs. Ohio State, Fiesta, Dec. 31, 2015

## Longest Field Goals, New Year's Six games

1. 59 Jake Moody ..... Michigan vs. TCU, Fiesta, Dec. 31, 2022
2. 55 Rodrigo Blankenship ..... Georgia vs. Oklahoma, Rose, Jan. 1, 2018
3. 53 Jack Podlesny ..... Georgia vs. Cincinnati, Peach, Jan. 1, 2021
4. 51 Riley Patterson ..... Memphis vs. Penn State, Cotton, Dec. 29, 2019
5. 49 Daniel Carlson ..... Auburn vs. Oklahoma, Sugar, Jan. 2, 2017
- 49 Evan McPherson ..... Florida vs. Virginia, Orange, Dec. 30, 2019
- 49 Will Reichard ..... Alabama vs. Kansas State, Sugar, Dec. 31, 2022

## Longest Field Goals, All Bowls

1. 62 Tony Franklin ..... Texas A&M vs. Florida, Sun, Jan. 2, 1977
2. 57 Quinn Nordin ..... Michigan vs. Alabama, Citrus, Jan. 1, 2020
3. 56 Greg Cox ..... Miami vs. Oklahoma, Orange, Jan. 1, 1988
4. 55 Russell Exleben ..... Texas vs. Colorado, Bluebonnet, Dec. 27, 1975
- 55 Rodrigo Blankenship ..... Georgia vs. Oklahoma, Rose, Jan. 1, 2018

## Longest Field Goals, Superdome History (College, FBS)

1. 57 Cairo Santos ..... Tulane vs. Rice, Nov. 3, 2012
2. 54 Mark Olivari ..... Tulane vs. Air Force, Nov. 8, 1975
- 54 Ed Murray ..... Tulane vs. Memphis, Oct. 28, 1978
- 54 Cairo Santos ..... Tulane vs. UL Monroe, Sept. 29, 2012
5. 53 Tony Wood ..... Tulane vs. Vanderbilt, Oct. 2, 1982
- 53 Tony Wood ..... Tulane vs. Kentucky, Sept. 22, 1984
- 53 Seth Marler ..... Tulane vs. East Carolina, Sept. 9, 2001

## Longest Field Goal Attempts, Sugar Bowl

1. 62 Matt Bahr ..... Penn State vs. Alabama, Dec. 31, 1975
2. 56 Sebastian Janikowski ..... Florida State vs. Ohio State, Jan. 1, 1998

## Longest Punts, Sugar Bowl

1. 76 Glenn Dobbs ..... Tulsa vs. Tennessee, Jan. 1, 1943
2. 73 JK Scott ..... Alabama vs. Ohio State, Jan. 1, 2015
3. 69 Sammy Baugh ..... TCU vs. LSU, Jan. 1, 1936
- 69 Tom Davis ..... Duke vs. Alabama, Jan. 1, 1945
- 69 Greg Gantt ..... Alabama vs. Notre Dame, Dec. 31, 1973
- 69 Robby Stevenson ..... Florida vs. Florida State, Jan. 2, 1997
7. 67 Drue Chrisman ..... Ohio State vs. Purdue, Jan. 1, 2021
8. 65 Abe Mickal ..... LSU vs. TCU, Jan. 1, 1936
- 65 JK Scott ..... Alabama vs. Ohio State, Jan. 1, 2015
10. 64 Bill Crass ..... LSU vs. TCU, Jan. 1, 1936

## Longest Punt, Playoff Semifinals

1. 73 JK Scott ..... Alabama vs. Ohio State, Sugar, Jan. 1, 2015
2. 67 Andy Teasdall ..... Clemson vs. Ohio State, Fiesta, Dec. 31, 2016
- 67 Drue Chrisman ..... Ohio State vs. Clemson, Sugar, Jan. 1, 2021
4. 65 JK Scott ..... Alabama vs. Ohio State, Sugar, Jan. 1, 2015
- 65 Tristan Vizcaino ..... Washington vs. Alabama, Peach, Dec. 31, 2016

## Longest Punts, New Year's Six games

1. 73 JK Scott ..... Alabama vs. Ohio State, Sugar, Jan. 1, 2015
2. 70 Nash Griffin ..... Virginia vs. Florida, Orange, Dec. 30, 2019
3. 67 Andy Teasdall ..... Clemson vs. Ohio State, Fiesta, Dec. 31, 2016
- 67 Drue Chrisman ..... Ohio State vs. Clemson, Sugar, Jan. 1, 2021
5. 66 Tommy Townsend ..... Florida vs. Michigan, Peach, Dec. 29, 2018

## Longest Punts, Superdome History (College, FBS)

1. 73 Chris Beckman ..... Tulane vs. East Carolina, Nov. 22, 2003
- 73 JK Scott ..... Alabama vs. Ohio State, Sugar Bowl, Jan. 1, 2015
3. 72 Casey Roussel ..... Tulane vs. Southern Miss, Oct. 14, 2000
4. 70 Jarre Humphrey ..... Memphis vs. Florida Atlantic, N.O. Bowl, Dec. 21, 2007

## Longest Punts, All Bowls

1. 84 Kyle Rote (quick kick) ..... SMU vs. Oregon, Cotton, Jan. 1, 1949
2. 82 Ike Pickle ..... Mississippi St. vs. Duguesne, Orange, Jan. 1, 1937
3. 80 Elmer Layden ..... Notre Dame vs. Stanford, Rose, Jan. 1, 1925
4. 79 Doak Walker (quick kick) ..... SMU vs. Oregon, Cotton, Jan. 1, 1949
5. 78 Glenn Dobbs ..... Tulsa vs. Tennessee, Sugar, Jan. 1, 1943
- 78 Chris Hogue ..... Tennessee vs. Nebraska, Orange, Jan. 2, 1998

# THE LAST TIME IN THE SUGAR BOWL

## Team

50+ Points .....	51, Florida vs. Cincinnati, Jan. 1, 2010
<b>21+ Points in a Quarter .....</b>	<b>21, Alabama vs. Kansas State, Dec. 31, 2022 (3rd)</b>
28+ Points in a Half .....	35, Ohio State vs. Clemson, Jan. 1, 2021 (1st)
Overtime Game* .....	Michigan 23, Virginia Tech 20, Jan. 3, 2012
300+ yards rushing .....	382, West Virginia vs. Georgia, Jan. 2, 2006
400+ yards rushing* .....	439, Oklahoma vs. Auburn, Jan. 1, 1972
<50 yards rushing .....	44, Clemson vs. Ohio State, Jan. 1, 2021
<25 yards rushing .....	13, Utah vs. Alabama, Jan. 2, 2009
<0 yards rushing .....	-5, Hawaii vs. Georgia, Jan. 1, 2008
<b>300+ yards passing .....</b>	<b>321, Alabama vs. Kansas State, Dec. 31, 2022</b>
400+ yards passing .....	400, Clemson vs. Ohio State, Jan. 1, 2021
500+ yards passing .....	Never
<100 yards passing .....	40, Baylor vs. Ole Miss, Jan. 1, 2022
500+ yards total offense .....	639, Ohio State vs. Clemson, Jan. 1, 2021
600+ yards total offense .....	639, Ohio State vs. Clemson, Jan. 1, 2021
<200 yards total offense .....	188, Clemson vs. Alabama, Jan. 1, 2018
<150 yards total offense .....	127, Georgia vs. Notre Dame, Jan. 1, 1981
Forced 5 turnovers .....	5, Oklahoma vs. Alabama, Jan. 2, 2014
Intercepted 4 passes .....	4, Georgia vs. Hawaii, Jan. 1, 2008
Intercepted 5 passes .....	5, Nebraska vs. LSU, Jan. 1, 1985
Had 0 turnovers .....	0, Georgia vs. Baylor, Jan. 1, 2020

## Individual Rushing

Rushed for 200+ yards .....	230, Ezekiel Elliott, Ohio State vs. Alabama, Jan. 1, 2015
Had a run of 50+ yards .....	85, Ezekiel Elliott, Ohio State vs. Alabama, Jan. 1, 2015
<b>Had a run of 75+ yards .....</b>	<b>88, Deuce Vaughn, Kansas State vs. Alabama, Dec. 31, 2022</b>
Had 25+ rush attempts .....	25, Abram Smith, Baylor vs. Ole Miss, Jan. 1, 2022
Had 30+ rush attempts .....	31, Trey Sermon, Ohio State vs. Clemson, Jan. 1, 2021
Had 35+ rush attempts* .....	36, Herschel Walker, Georgia vs. Notre Dame, Jan. 1, 1981
Had 40+ rush attempts .....	Never
Had 4+ rushing touchdowns* .....	4, Domanick Davis, LSU vs. Illinois, Jan. 1, 2002
Had 3+ rushing touchdowns .....	3, Sam Ehlinger, Texas vs. Georgia, Jan. 1, 2019

## Individual Passing

<b>Passed for 300+ yards ...</b>	<b>321, Bryce Young, Alabama vs. Kansas St., Dec. 31, 2022</b>
Passed for 350+ yards .....	400, Trevor Lawrence, Clemson vs. Ohio St., Jan. 1, 2021
.....	385, Justin Fields, Ohio State vs. Clemson, Jan. 1, 2021
Passed for 400+ yards .....	400, Trevor Lawrence, Clemson vs. Ohio St., Jan. 1, 2021
Had 30+ completions .....	33, Trevor Lawrence, Clemson vs. Ohio St., Jan. 1, 2021
Had 50+ attempts .....	53, Rohan Davey, LSU vs. Illinois, Jan. 1, 2002
<b>Completed a pass of 50+ yards .....</b>	<b>60, Bryce Young to Jahmyr Gibbs, Alabama vs. Kansas St., Dec. 31, 2022</b>
Completed a pass of 75+ yards .....	80, Tim Tebow to Riley Cooper, Florida vs. Cincinnati, Jan. 1, 2010
Had 6+ TD passes* .....	6, Justin Fields, Ohio State vs. Clemson, Jan. 1, 2021
<b>Had 5+ TD passes .....</b>	<b>5, Bryce Young, Alabama vs. Kansas St., Dec. 31, 2022</b>
<b>Had 4+ TD passes .....</b>	<b>5, Bryce Young, Alabama vs. Kansas St., Dec. 31, 2022</b>

## Individual Receiving

Caught 10+ passes .....	12, George Pickens, Georgia vs. Baylor, Jan. 1, 2020
Had 100+ yards receiving .....	104, Dontario Drummond, Ole Miss vs. Baylor, Jan. 1, 2022
Had 150+ yards receiving .....	175, George Pickens, Georgia vs. Baylor, Jan. 1, 2020
Had 200+ yards receiving* .....	239, Josh Reed, LSU vs. Illinois, Jan. 1, 2002
Had 3+ TD catches .....	3, Laquon Treadwell, Ole Miss vs. Okla. St., Jan. 1, 2016
Had 2+ TD catches .....	2, Cornell Powell, Clemson vs. Ohio State, Jan. 1, 2021
.....	2, Chris Olave, Ohio State vs. Clemson, Jan. 1, 2021

## Individual Defense

<b>Had 10+ tackles ..</b>	<b>13, DeMarcco Hellams, Alabama vs. Kansas St., Dec. 31, 2022</b>
.....	12, Brian Branch, Alabama vs. Kansas St., Dec. 31, 2022
.....	10, VJ Payne, Kansas St. vs. Alabama, Dec. 31, 2022
Had 15+ tackles .....	17, Terrel Bernard, Baylor vs. Ole Miss, Jan. 1, 2022
Had 20+ tackles* .....	20, Tom Cousineau, Ohio State vs. Alabama, Jan. 1, 1978
Had 2+ interceptions .....	2, JT Woods, Baylor vs. Ole Miss, Jan. 1, 2022
<b>Had 4+ tackles for loss ...</b>	<b>4, Brian Branch, Alabama vs. Kansas St., Dec. 31, 2022</b>
Had 3+ sacks .....	3, Eric Striker, Oklahoma vs. Alabama, Jan. 2, 2014
Blocked a punt .....	Colton Miles-Nash, Arkansas vs. Ohio State, Jan. 4, 2011
Blocked a field goal .....	Shariff Floyd, Florida vs. Louisville, Jan. 2, 2013
Blocked a PAT .....	Michael Taylor, Florida vs. Louisville, Jan. 2, 2013
Recorded a safety .....	Jake Bequette, Arkansas vs. Ohio State, Jan. 4, 2011

## Miscellaneous

KR for TD .....	100, Andre Debose, Florida vs. Louisville, Jan. 2, 2013
PR for TD .....	73, Javier Arenas, Alabama vs. Utah, Jan. 2, 2009
Int. Return for TD .....	96, Al Wolcott, Baylor vs. Ole Miss, Jan. 1, 2022
Fumble return for a TD .....	8, Geneo Grissom, Oklahoma vs. Alabama, 2014
Fumble recovery for a TD .....	Dane Sanzenbacher, Ohio State vs. Arkansas, 2011
Scored 4+ TDs .....	4, Domanick Davis, LSU vs. Illinois, 2002
60+ yard punt .....	67, Drue Chrisman, Ohio State vs. Clemson, Jan. 1, 2021
70+ yard punt .....	73, JK Scott, Alabama vs. Ohio State, Jan. 1, 2015
50+ yard FG .....	52, Brandon Coutu, Georgia vs. Hawaii, Jan. 2, 2008
3+ FG .....	4, Justin Myer, Virginia Tech vs. Michigan, Jan. 3, 2012
.....	3, Brendan Gibbons, Michigan vs. Virginia Tech, Jan. 3, 2012
Blocked FG for a TD .....	Never
Blocked PAT for a score .....	Never
Blocked punt for a TD .....	6, Jeff Chaney, Florida St. vs. Virginia Tech, Jan. 4, 2000
Passed for and caught a TD .....	Anquan Boldin, Florida St. vs. Georgia, Jan. 1, 2003
100 rushing yds/100 receiving yds* .....	Bruce Maxwell, Arkansas vs. Ole Miss, Jan. 1, 1970

## By Conference (based on current conference members)

An ACC team won .....	2001 - Miami 37, Florida 20
A Big 10 team won .....	2021 - Ohio State 49, Clemson 28
A Big 12 team won .....	2022 - Baylor 21, Ole Miss 7
A American Athletic team won .....	2013 - Louisville 33, Florida 23
A C-USA team played .....	1961 - Ole Miss 14, Rice 6
An Independent team won .....	1992 - Notre Dame 39, Florida 28
A Mountain West team played .....	2008 - Georgia 41, Hawaii 10
A Pac-12 team played .....	2009 - Utah 31, Alabama 17
<b>An SEC team won .....</b>	<b>12/31/22 - Alabama 45, Kansas State 20</b>

## The Last Time in the New Year's Six

Kick Return for TD .....	Britain Covey, Utah vs. Ohio State, Rose, Jan. 1, 2022 (97 yards)
Punt Return for TD .....	Christian McCaffrey, Stanford vs. Iowa, Rose, Jan. 1, 2016 (63 yards)
Blocked punt for a TD .....	Never
Blocked FG for a TD .....	Never
Int. Return for TD .....	Al Wolcott, Baylor vs. Ole Miss, Sugar, Jan. 1, 2022 (96 yards)
Fumble return for TD .....	Cam Bright, Pittsburgh vs. Michigan State Peach, Dec. 30, 2021 (26 yards)
Safety .....	Georgia vs. Cincinnati, Peach, Jan. 1, 2021 (sack)
Defensive two-point conversion .....	Josh Metellus, Michigan vs. Florida State, Orange, Dec. 30, 2016
Shut-out .....	Clemson vs. Ohio State, Fiesta, Dec. 31, 2016

\* - Only time it happened