



# 2020 TEXAS A&M FOOTBALL

## GAME 7: LSU -- SATURDAY, NOV. 28, 2020

GAME TIME: 6 p.m. CT | SITE: Kyle Field - Bryan-College Station, Texas | TV: ESPN

TWITTER: @AGGIEFOOTBALL



INSTAGRAM: @AGGIEFOOTBALL



FACEBOOK: /AGGIEFOOTBALL



#GIGEM

## 2020 SCHEDULE

<b>SEP 26</b>	<b>VANDERBILT</b> W, 17-12   6:30 p.m.   SEC Network Kyle Field, Bryan-College Station, Texas
<b>OCT 3</b>	<b>at No. 2 Alabama</b> L, 24-52   2:30 p.m.   CBS Bryant-Denny Stadium, Tuscaloosa, Ala.
<b>OCT 10</b>	<b>No. 4 FLORIDA</b> W, 41-38   11 a.m.   ESPN Kyle Field, Bryan-College Station, Texas
<b>OCT 17</b>	<b>at Mississippi State</b> W, 28-14   3 p.m.   SEC Network Davis-Wade Stadium, Starkville, Miss.
<b>OCT 31</b>	<b>ARKANSAS</b> W, 42-31   6:30 p.m.   SEC Network Kyle Field, Bryan-College Station, Texas
<b>NOV 7</b>	<b>at South Carolina</b> W, 48-3   6 p.m.   ESPN Williams-Brice Stadium, Columbia, S.C.
<b>NOV 28</b>	<b>LSU</b> 6 p.m.   ESPN Kyle Field, Bryan-College Station, Texas
<b>DEC 5</b>	<b>at Auburn</b> TBD   TBD Jordan-Hare Stadium, Auburn, Ala.
<b>DEC 12</b>	<b>at Tennessee</b> TBD   TBD Neyland Stadium, Knoxville, Tenn.
<b>TBD</b>	<b>OLE MISS</b> TBD   TBD Kyle Field, Bryan-College Station, Texas



2020 TEAM RECORD: 3-3

2020 CONFERENCE RECORD: 3-3 (SEC)

RANKING: AP: NR / Coaches: RV

LAST GAME: Nov. 21  
LSU27, Arkansas 24

HEAD COACH: Ed Orgeron (Northwestern St. '84)

Overall Record..... 59-39 (9<sup>th</sup> Season)  
 at LSU ..... 43-12 (5<sup>th</sup> Season)  
 vs. Texas A&M ..... 3-1



2020 TEAM RECORD: 5-1

2020 CONFERENCE RECORD: 5-1 (SEC)

RANKING: AP: 5 / Coaches: 6

LAST GAME: Nov. 7  
No. 7 Texas A&M 48, South Carolina 3

HEAD COACH: Jimbo Fisher (Salem Univ. '90)

Overall Record..... 105-33 (11<sup>th</sup> Season)  
 at Texas A&M ..... 22-10 (3<sup>rd</sup> Season)  
 vs. LSU ..... 1-1





### WHAT TO WATCH FOR #LSUvsTAMU:

- Texas A&M returns to action against LSU, aiming to boast a 6-1 record on the season for the first time since starting the year that way in 2016.
- A&M moved into and remains the No. 5 team in the AP Poll following the win at South Carolina, marking the first time since finishing the 2012 season as the fifth ranked team in the country that the Aggies have been top five in the poll ... This is the first time since Sept. 26, 1999 that A&M has ranked in the top five during the regular season.
- The Aggies' highest ranking in any poll since joining the SEC came when they were ranked No. 4 in the initial College Football Playoff ranking of 2016.
- Senior QB Kellen Mond is in need of 153 passing yards and 74 rushing yards to become the third QB in SEC history to pass for over 9,000 yards and rush for over 1,500 yards in their careers.
- A&M's veteran offensive line has not allowed a sack in five straight games (171 pass attempts) ... The Maroon Goons lead the country in sacks allowed, also sitting atop the SEC and ranking among the top three teams in the nation in TFLs allowed (4+ games).
- Sophomore RB Isaiah Spiller has rushed for over 100 yards in four of A&M's six games this season and scored multiple TDs on the ground in two of the last four outings.
- Sophomore TE Jalen Wydermyer has given the offense a spark lately, averaging 63.5 yards and two touchdowns per game over the last two outings.
- Senior LB Buddy Johnson has led the A&M defense in tackles in five of the team's six games this season, reaching double figures in the category on four occasions.

### QUICK HITS

- Senior QB Kellen Mond became A&M's career passing touchdowns leader at South Carolina, sending a regulation career-high four passes to the end zone to up his career total to 68.
- This season, Mond has also become A&M's all-time leader in career passing yards (8,847), completions (730), attempts (1,234) and total offense (10,273), while currently sitting in second on the career TD's responsible for (87) and QB victories (27-13) lists.
- Sophomore RB Isaiah Spiller is second in the SEC averaging 6.24 yards per carry, good for 24th in the nation ... After passing the century mark in just one SEC game a season ago, Spiller is averaging 107.2 yards per game against league opponents this year.
- To date, 89-percent of the Aggies' rushing yards and 96-percent of their receiving yards have come from freshmen and sophomores ... Twenty-five of their 27 touchdowns have been scored by freshmen and sophomores.
- A&M has scored 18 times on its last 19 trips into the red zone (last four games), with 15 of those scores being touchdowns.
- The Aggies' 62.0 success rate on third-down tries leads the nation, as they have converted more than 58.0 percent on third downs in four of the last five games.
- Texas A&M averages more than 4:00 advantage in time of possession per game and have held the TOP advantage in each of the last five games ... The Aggies lead the SEC in TOP and rank No. 16 nationally.
- Under DC Mike Elko, the Aggies ranked in the top 35 in total defense in 2018 (No. 32) and 2019 (No. 29) FBS statistical rankings ... Prior to Elko's arrival, the Aggies hadn't ranked in the top 50 nationally in more than a decade (since 2006).

# 2020 SCHEDULE BREAKDOWN

	<b>VANDERBILT</b> Sept. 26   6:30 p.m. Kyle Field, Bryan-College Station, Texas W, 17-12   TV: SEC Network	The Aggies moved to 3-0 all-time against Vanderbilt and won their eighth straight home opener ... I. Spiller recorded 117 of A&M's 183 rushing yards for his fifth career 100-game, as he also surpassed the 1,000 career rushing yards mark ... The defense held strong late in the game and LBs B. Johnson and A. Hansford led the way with 11 takedowns apiece.
	<b>at No. 2 ALABAMA</b> Oct. 3   2:30 p.m. Bryant-Denny Stadium, Tuscaloosa, Ala. L, 24-52   TV: CBS	A&M was able to keep things close early, but three unanswered TDs before the half positioned Alabama to take control ... A. Smith finished with 123 receiving yards and a pair of receiving TDs ... B. Johnson led the defense for the second straight game with eight takedowns ... D. Leal recorded the first interception of his career to set up a second quarter TD.
	<b>NO. 4 FLORIDA</b> Oct. 10   11 a.m. Kyle Field, Bryan-College Station, Texas W, 41-38   TV: ESPN	A&M earned its first win over a top-5 team since the 2014 season, generating 543 yards of total offense ... I. Spiller rushed for 174 yards and two TDs, while C. Chapman had 151 receiving yards and two TDs ... K. Mond became A&M's all-time leader in career passing yards ... S. Small sent a 26-yard FG through the uprights as time expired.
	<b>at Mississippi State</b> Oct. 17   3 p.m. Davis-Wade Stadium, Starkville, Miss. W, 28-14   TV: SEC Network	The A&M defense tallied 6.0 sacks, adding a forced fumble and interception ... LB Buddy Johnson led the way for the fourth straight game with a career-high 12 tackles ... The offensive line kept QB Kellen Mond protected, not allowing a sack for the third straight game and allowed RB Isaiah Spiller to record his seventh career 100-yard game and fourth multi-touchdown game.
	<b>ARKANSAS</b> Oct. 31   6:30 p.m. Kyle Field, Bryan-College Station, Texas W, 42-31   TV: SEC Network	A&M earned its ninth straight victory over and remains unbeaten as SEC foes by Arkansas ... K. Mond became A&M's all-time career leader in total offense and threw for a career regulation-best three TDs ... A. Smith and J. Wydermyer scored two touchdowns ... B. Johnson led the defense for the fifth straight game with a career-high 12 tackles
	<b>at South Carolina</b> Nov. 7   6 p.m. Williams-Brice Stadium, Columbia, S.C. W, 48-3   TV: ESPN	The Aggies used over 500 yards of total offense to establish their second-largest margin of victory in an SEC game since joining the league ... K. Mond threw for a regulation career-best four TDs to claim A&M's all-time career record, and added another on the ground ... The defense only allowed South Carolina to tally 150 yards of offense in the game.
	<b>LSU</b> Nov. 21   6 p.m. Kyle Field, Bryan-College Station, Texas TV: ESPN	<b>Series Record:</b> LSU leads 34-21-3
	<b>at Auburn</b> Dec. 5   TBD Jordan-Hare Stadium, Auburn, Ala. TV: TBD	<b>Series Record:</b> Tied 5-5
	<b>at Tennessee</b> Dec. 12   TBD Neyland Stadium, Knoxville, Tenn. TV: TBD	<b>Series Record:</b> Tennessee leads 2-1
	<b>OLE MISS</b> TBD   TBD Kyle Field, Bryan-College Station, Texas TV: TBD	<b>Series Record:</b> Texas A&M leads 9-3



## SETTING THE SCENE:

**TEXAS A&M VS. LSU**  
**KICKOFF:** 6 p.m. CT

**SITE:** Kyle Field (capacity: 102,733)  
Bryan-College Station, Texas

**RANKINGS:**  
Texas A&M: 5 (AP) | 6 (Coaches)  
LSU: NR (AP) | RV (Coaches)

**TELEVISION:**  
**ESPN** (National)  
Bob Wischusen, play-by-play  
Dan Orlovsky, analyst  
Kris Budden, sideline

**RADIO:**  
**Sirius:** 119    **XM:** 192    **Internet:** 963

**Westwood One Sports** (National)  
*Craig Way (pxp), Babe Laufenberg (analyst)*

**Texas A&M Radio Network** (Regional)  
The Texas A&M Radio Network provides coverage via nearly 60 stations across the state of Texas. For a complete list of affiliates, please go to 12thMan.com.

*Andrew Monaco, play-by-play*  
*Dave Elmendorf, analyst*  
*Will Johnson, sideline*

**Texas A&M Spanish Network** (Regional)  
Texas A&M's Spanish broadcast can be heard on KLAT 1010 AM in Houston and locally on KNDE-3 102.7 FM.  
*Michel Gonzalez, play-by-play*  
*Pedro Luna, play-by-play/analyst*  
*Alejandra Dorbecker, analyst*

**SERIES vs. LSU**  
**LSU leads 34-21-3 (last 5 meetings)**

11/30/19	Baton Rouge	L, 7-50
11/24/18	College Station	W, 74-72 (TOT)
11/25/17	Baton Rouge	L, 21-45
11/24/16	College Station	L, 39-54
11/28/15	Baton Rouge	L, 7-19



### BRYAN-COLLEGE STATION IS THE HOME OF TEXAS A&M ...

On August 20, 2020 the Texas A&M Board of Regents voted and approved the use of "Bryan-College Station" as the home of Texas A&M University. "Bryan-College Station" should be used to reference all sporting events, academic events, press releases, marketing collateral, letterhead, and other representations of Texas A&M University and The Texas A&M University System where a specific postal address is not required.

Aggieland has grown beyond the boundaries of any one municipality. College Station is known as the "Home of Texas A&M University", but the City of College Station and the City of Bryan have had an entwined history since the City of College Station was incorporated in 1938. Bryan and Texas A&M University's historical ties go back to 1871, when Bryan was incorporated and the Texas Legislature established the Agricultural and Mechanical College of Texas.

The former Bryan Air Force Base was operated as the Texas A&M University Research and Extension Center for a quarter of a century before being designated as the Texas A&M University Riverside Campus in 1988, and the Texas A&M University Riverside Campus grew into the Texas A&M University Research Annex before transforming into the RELLIS Campus in 2016. The RELLIS Campus is home to Texas A&M University System entities including ten regional universities, the Texas A&M Engineering Extension Service (TEEX), the Texas A&M Engineering Experiment Station (TEES) and the Texas A&M Transportation Institute (TTI). In 2007, the City of Bryan gifted more than 200 acres to the Texas A&M University Health Science Center.

Recognizing that over the past decade, Texas A&M University and the Texas A&M University System have expanded into the City of Bryan with seven Texas A&M University System colleges, ten Texas A&M University System universities and multiple Texas A&M University System state agencies on more than 2,200 acres with more than \$1 billion in investment, the Board of Regents voted to recognize the long history and partnership between the City of Bryan, the City of College Station and both Texas A&M University and The Texas A&M University System.

## A&M RECORD WATCH

### CAREER PASS COMPLETIONS

1	Kellen Mond (17-p)	730
2	Jerrold Johnson (07-10)	650
3	Johnny Manziel (12-13)	595
4	Corey Pullig (92-95)	560
5	Kevin Murray (83-86)	534

### CAREER PASS ATTEMPTS

1	Kellen Mond (17-p)	1,243
2	Jerrold Johnson (07-10)	1,109
3	Corey Pullig (92-95)	992
4	Kevin Murray (83-86)	926
5	Reggie McNeal (02-05)	875

### CAREER PASS YARDS

1	Kellen Mond (17-p)	8,847
2	Jerrold Johnson (07-10)	8,011
3	Johnny Manziel (12-13)	7,820
4	Reggie McNeal (02-05)	6,992
5	Corey Pullig (92-95)	6,846

### CAREER PASS TDS

1	Kellen Mond (17-p)	68
2	Jerrold Johnson (07-10)	67
3	Johnny Manziel (12-13)	63
4	Kevin Murray (83-86)	48
5	Corey Pullig (92-95)	47

### TOTAL OFFENSE

	RUN-PASS	TOTAL
1	Kellen Mond (17-p)	1,426-8,847 10,273
2	Johnny Manziel (12-13)	2,169-7,820 9,989
3	Jerrold Johnson (07-10)	877-8,011 8,888
4	Reggie McNeal (03-05)	1,889-6,987 8,876
5	Stephen McGee (05-08)	1,750-5,475 7,225

### WINNINGEST QUARTERBACKS

1	Corey Pullig (1992-95)	33-6-1
2	Kellen Mond (2017-present)	27-13
3	Kevin Murray (1983-86)	25-6-1
	David Walker (1973-74, 76-77)	25-9-0
5	Bucky Richardson (1987-88, 90-91)	24-6-1

### CAREER FIELD GOALS MADE

4	Tony Franklin (1975-78)	56-101
5	David Hardy (1979-82)	43-63
	Seth Small (18-p)	43-57
6	Terry Venetoulis (1990-93)	42-60
	Scott Slater (1986-88)	42-61

## MILESTONES TO WATCH FOR

- Senior QB Kellen Mond needs 153 passing yards to reach the 9,000 career mark ... The only SEC QBs to throw for over 9,000 yards and rush for over 1,000 yards in their careers are Florida's Tim Tebow and Mississippi State's Dak Prescott.
- Mond needs one rushing TD to join Johnny Manziel, Joel Hunt and Bucky Richardson as the only Aggie QBs with 20 career rushing scores.
- With one more rushing touchdown, Mond would also join an elite club of SEC QBs with at least 60 passing TDs and 20 rushing TDs in their careers ... The only members of the 60/20 club are Manziel, Tebow and Prescott.
- Mond is two rushing attempts away from 400 in his career ... The only Aggie QBs with 400+ carries are Reggie McNeal (411 from 2002-05) and David Walker (407 from 1973-77).
- Mond has made 40 career starts, which ties him for the most by a QB in school history ... Corey Pullig (1992-95) is the school record holder with 40 career QB starts (33-6-1).
- Senior OL Carson Green is slated to make his 36th consecutive start, which is the longest streak on the team.
- Senior DB Myles Jones has 26 career pass breakups, which is one shy of breaking into the school's top 10 list for PBUs.

## MOND MAKING HISTORY

- Senior QB Kellen Mond has claimed five A&M career passing records this season, as he also climbs the all-time SEC career charts.
- Against Alabama Mond claimed the top spot in career completions and attempts, and later set the career passing yards record in the win over No. 4 Florida ... He became A&M's career leader in total offense in the win over Arkansas and moved into the top spot on the career passing TDs list with a regulation-best four passes to the end zone at South Carolina.
- One of the winningest QBs in program history, Mond boasts a 27-13 record, which gives him sole possession of second on A&M's all-time list.
- Mond is the only player in program history and became the 12th in SEC history to tally over 10,000 yards of total offense in his career, while he and Johnny Manziel are the only two Aggie signal callers to throw for over 7,000 yards and rush for 1,000-plus yards.
- Mond has surpassed the 300-passing yards mark seven times in his career, most recently with 338 against Florida this season ... Only Jerrod Johnson (12) and Johnny Manziel (10) have tallied more 300-yard games.
- Mond is also climbing the SEC career passing, total offense and TDs responsible for charts ... He is currently 20th on the league's all-time career passing yards list (8,847), 12th on the total offense list (10,273) and the 87 TDs he's responsible for puts him in a tie for 13th.
- Mond was responsible for five of A&M's seven touchdowns in the win at South Carolina, which brings him within six touchdowns of the A&M record and top-10 all-time in the SEC.

## SPILLER, RUNNING GAME SHINE

- Sophomore RB Isaiah Spiller has established himself as a top running back in the SEC, ranking second in the league with a 6.24 yards per carry average ... He ranks fourth in the league with 643 yards on the season.
- Spiller is averaging 4.53 yards per carry after contact on the year and has tallied over 100 yards after contact in a game three times this season.
- Spiller has recorded four 100-yard rushing games against SEC opponents through six outings this year ... As a freshman he eclipsed the century mark just once in league play.
- Against South Carolina, Spiller rushed for 131 yards, marking the eighth 100-yard game of his career ... At Mississippi State, Spiller recorded the fourth multi-touchdown game of his young career with a pair of trips to the end zone.
- As a team, the Aggies lead the SEC and are ninth in the FBS among teams that have played more than four games with a 5.41 yards per carry average.

### SEC RUSHING LEADERS (MIN. 500 YARDS)

RK	PLAYER, SCHOOL	ATT.-YDS	AVG.
1	Chris Rodriguez Jr.	88-562	6.39
2	<b>Isaiah Spiller, Texas A&amp;M</b>	103-643	6.24
3	Kevin Harris, S. Carolina	131-817	6.24
4	Najee Harris, Alabama	124-714	5.76
5	Tank Bigsby, Auburn	89-503	5.65

### SEC RUSHING LEADERS

RK	SCHOOL	ATT.-YDS	AVG.
1	<b>Texas A&amp;M</b>	210-1135	5.41
2	Kentucky	269-1,365	5.07
3	South Carolina	246-1,185	4.82
4	Auburn	220-1,028	4.67
5	Alabama	226-1,051	4.65

## DYNAMIC BACKFIELD

- Sophomore RBs Ainius Smith and Isaiah Spiller, along with freshman RB Devon Achane have become a reliable and unstoppable force for the Aggies ... The trio has combined to score 15 of A&M's 27 total touchdowns on the year.
- Spiller has been A&M's most consistent performer in the backfield and is currently second in the SEC in rushing ... He is averaging 107.2 yards per game on the ground and has scored at least one touchdown in each of the Aggies' four straight victories.
- Smith leads the Aggies with 312 receiving yards and five TDs through the air, while adding 187 yards and two scores on the ground.
- Smith is already the only player in school history with 200+ career yards in rushing (241), receiving (560), punt return (252) and kick return (257) ... The rarity has only been achieved by 14 SEC players, including notables like Carnell "Cadillac" Williams of Auburn, Randall Cobb of Kentucky and Chris Rainey of Florida.
- Smith and Achane are the only players on the roster to have scored a rushing and receiving touchdown in the same game in their career ... Smith did so when he recorded the second multi-touchdown game of his career against Arkansas and Achane hauled in a 52-yard bomb from QB Kellen Mond and used a 3-yard run to return to the end zone on A&M's very next drive at South Carolina.



### 2020 SEC STANDINGS

EAST	SEC	ALL
Florida	6-1	6-1
Georgia	5-2	5-2
Missouri	3-3	3-3
Kentucky	3-5	3-5
Tennessee	2-5	2-5
South Carolina	2-6	2-6
Vanderbilt	0-7	0-7

WEST	SEC	ALL
Alabama	7-0	7-0
<b>TEXAS A&amp;M</b>	<b>5-1</b>	<b>5-1</b>
Auburn	5-2	5-2
LSU	3-3	3-3
Ole Miss	3-4	3-4
Arkansas	3-5	3-5
Mississippi State	2-5	2-5

### A&M IN THE POLLS

	AP	COACHES
Preseason	13	13
Week 1	10	10
Week 2	10	11
Week 3	13	13
Week 4	21	20
Week 5	11	11
Week 6 (bye)	7	9
Week 7	8	8
Week 8	7	7
Week 9	5	6
Week 10	5	6
Week 11	5	6
Week 12		
Week 13		
Week 14		

### GOONS PROTECTING QB1

- Texas A&M's offensive front, long known as the Maroon Goons, has emerged as one of the best at limiting pressure on the quarterback.
- The Maroon Goons have not allowed a sack since the second quarter of the season-opener against Vanderbilt (22 quarters, 171 pass attempts), despite battling No. 2 Alabama, No. 4 Florida since then.
- For the season, Texas A&M has allowed 2.0 sacks and is allowing a national-best 0.3 sacks per game among teams having played more than four games.
- The Goons have also only allowed a total of 21 tackles behind the line of scrimmage, which ranks third nationally among FBS schools that have played more than four games.
- The line allowed just 1.0 tackle for loss at Mississippi State, the program's fewest since not allowing a TFL in the 16-10 road win over Colorado midway through the 1997 season.
- The Aggies are averaging a robust 443.7 total yards/game and 6.7 yards/play.

#### FBS LEADERS - QBS ALLOWED (MIN. 5 GAMES)

RK	SCHOOL	GM.	QBS-YDS.	AVG.
1	<b>Texas A&amp;M</b>	6	<b>2-8</b>	<b>0.33</b>
2	UAB	7	3-17	0.43
3	Marshall	7	5-42	0.71
4	BYU	9	8-73	0.89
5	Army	9	9-59	1.0

#### FBS LEADERS - TFL ALLOWED (MIN. 5 GAMES)

RK	SCHOOL	GM.	TFL-YDS.	AVG.
1	North Texas	6	19.0-68	3.17
2	Marshall	6	23.0-80	3.29
3	<b>Texas A&amp;M</b>	6	<b>21.0-41</b>	<b>3.50</b>
4	Louisiana	7	29.0-102	3.62
5	Florida	7	27.0-84	3.86

### A&M STOPPING THE RUN

- Texas A&M allows just 95.7 rushing yards per game, which ranks No. 10 in the FBS and No. 2 among SEC schools ... Among teams that have played more than four games, the Aggies rank seventh nationally.
- The Aggies' most dominant rush defense outing came against Mississippi State, which was limited to minus-2 yards on 20 carries ... It was the fewest rushing yards allowed since Wyoming was held to minus-3 yards in 2004.
- The Aggies are allowing a stingy 3.24 yards per carry to opponents, which ranks No. 3 in the SEC behind Georgia (2.47) and Mississippi State (3.21).
- Texas A&M has allowed just 35 first downs via the rush, which leads the SEC ... The Aggies have only allowed their opponent a 20-yard rushing play four times this season.
- The defense has allowed just 16 rushes of 10+ yards, which ranks No. 2 in the SEC behind Georgia ... Only Texas A&M and Georgia have given up fewer than 20 10-yard runs in 2020.

#### SEC TEAM LEADERS - RUSHING DEFENSE

RK	SCHOOL	ATT.-YDS.	AVG.	TD	AVG.
1	Georgia	210-519	2.47	3	74.1
2	<b>Texas A&amp;M</b>	177-574	3.24	4	95.7
3	Miss. St.	240-771	3.21	3	110.1
4	Alabama	236-832	3.53	6	118.9
5	Missouri	200-770	3.85	10	128.3

### WYDERMYER SURGES VS. TOP 5 OPPONENTS

- Sophomore TE Jalen Wydermyer is atop the SEC among tight ends with 28 catches, but he's done his most damage in the Aggies' two games vs. top-five opponents, tallying 13 receptions for 135 yards against No. 2 Alabama and No. 4 Florida.
- Wydermyer's 13 catches this season vs. AP Top 25 teams ranks in a tie for 21st nationally, and ranks second among tight ends.
- On the season, Wydermyer is the Aggies' leader with 19 catches for first downs, and he also leads with 11 catches for first downs on third-down plays.

#### SEC TE RECEIVING LEADERS

PLAYER, SCHOOL	REC.-YDS	AVG.	TD
<b>Jalen Wydermyer, A&amp;M</b>	28-311	11.11	4
Arik Gilbert, LSU	27-314	11.63	2
Kenny Yeboah, Ole Miss	25-509	20.36	6
Kyle Pitts, Florida	24-414	17.25	8
Ben Bresnahan, Vanderbilt	24-262	10.92	3

### DUAL THREAT MOND

- Senior QB Kellen Mond is one of two Power 5 players with more than 7,000 career passing yards and 1,200 career rushing yards (all games at P5 school). Mond has passed for 8,847 and rushed for 1,426 in 43 career games at Texas A&M.
- Mond is on the verge of becoming the fourth A&M QB to rush for 20-plus touchdowns and the third SEC signal caller to throw for over 9,000 yards and rush for 1,500 more.
- Mond leads all SEC starting quarterbacks having passed and rushed for a touchdown in the same game 16 times in his career ... He was named MVP of the Texas Bowl after tallying 117 yards on the ground, including a 67-yard touchdown run in the fourth quarter.

#### \*POWER 5 7000 PASS / 1200 RUSH QBS

Sam Ehlinger, Texas	10,704	1,853
Kellen Mond, Texas A&M	8,847	1,426

\*All seasons at Power 5 school

#### TEXAS A&M RUSHING YARDS BY A QB

PLAYER	YARDS
Johnny Manziel (2012-13)	2,169
Bucky Richardson (1987-91)	2,095
Reggie McNeal (2002-05)	1,889
Stephen McGee (2005-08)	1,750
Kellen Mond (2017-p)	1,426

### THE ELKO EFFECT

- After not finishing in the top 50 nationally in total defense for more than a decade, Mike Elko's arrival in Aggieland as defensive coordinator in 2018 has coincided with consecutive top 35 finishes and a No. 26 spot in the current FBS total defense rankings.
- Elko has produced top-50 defenses in each of the last eight years with multiple programs (Texas A&M, Notre Dame, Wake Forest, Bowling Green).
- The Aggies lead the SEC in total defense at 338.2 yards/game and rank No. 2 in rushing defense (95.7), No. 4 in pass defense (242.5) and No. 4 in scoring defense (25.0).



- Since joining the SEC in 2012, Texas A&M has never finished better than No. 9 in all four defensive categories (total, rush, pass, score).
- Another way the Aggies have improved under Elko and with the style of play by head coach Jimbo Fisher is the dramatic drop in number of snaps faced per game by the defense ... Texas A&M's defense is facing just 60.8 snaps/game in 2020, which is similar to the numbers from 2018 (60.4) and 2019 (64.8) ... Prior to Elko's arrival in 2018, the Aggies faced 72.5 snaps in 2017 and a whopping 79.6 in 2016.

**FIVE-YEAR AGGIE DEFENSE SNAPSHOT**

Category	2016	2017	Elko Era (2018-present)		
			2018	2019	2020
<b>Total Defense</b>	441.8	408.5	348.4	340.2	338.2
National Rank	No. 90	No. 78	No. 32	No. 29	No. 26
<b>Rushing Defense</b>	191.8	170.9	95.2	130.7	95.7
National Rank	No. 80	No. 71	No. 3	No. 30	No. 10
<b>Yards per Rush</b>	4.4	4.2	3.2	4.1	3.2
National Rank	No. 63	No. 55	No. 8	No. 57	No. 19
<b>Scoring Defense</b>	24.5	30.7	25.3	22.5	25.0
National Rank	No. 39	No. 87	No. 47	No. 36	No. 41
<b>1st Downs Allowed</b>	23.5	19.7	17.0	19.2	19.0
National Rank	No. 107	No. 56	No. 16	No. 40	No. 31

**HANSFORD'S JOURNEY TO STARTER**

- Senior LB Aaron Hansford made the second start of his career in the opener against Vanderbilt and helped lead the defense with 11 tackles.
- Hansford played in 13 games as a junior, making his first start at then-No. 1 LSU ... He made some of his biggest plays against big opponents last season, recording his first career sack against No. 1 Alabama for a 10-yard loss and had another for an 8-yard loss at No. 4 Georgia.
- Hansford was originally recruited to A&M as member of the receiving corps and made the transition to the defensive side of the ball as a junior after battling a pair of season-ending injuries in 2016 and 2018.

**DEFENSE MAKES THE DIFFERENCE IN OPENER**

- Senior LBs Buddy Johnson, who led the Aggies in tackles last season, and Aaron Hansford led the defense with 11 takedowns apiece in the season-opening victory over Vanderbilt.
- Making his presence felt against Vanderbilt was 5th-year senior DE Micheal Clemons, who was recruited out of Junior College as the heir apparent to Myles Garrett, but had contributed just 1.5 QB sacks in his previous two seasons ... He matched that total in the 2020 season opener with 1.5 QBS, including a crucial sack on VU's final drive.
- Clemons received the Lohman Inspiration Award at Texas A&M's 2020 Building Champions Awards gala last spring for overcoming the loss of his father and helping his mother raise his brother.
- The Aggies' veteran group of safeties - senior Keldrick Carper, junior Leon O'Neal and sophomore Demani Richardson - had a big impact against VU, combining for 15 tackles, 3.0 tackles for loss, two pickoffs and a broken up pass.

- Seeking to offset the loss of NFL third round pick Justin Madubuike, the Aggies' interior defensive front was disruptive against the 'Dores ... Senior Jayden Peevy made five stops, including 1.5 TFLs, with a batted down pass, while junior Bobby Brown III contributed three stops and had a QB hurry ... True freshman McKinley Jackson had two stops and a half-sack in his first game.
- Sophomore DL DeMarvin Leal, who can play inside or outside, was disruptive as expected with seven tackles, including 2.0 for losses against VU.

**A WINNER**

Head coach Jimbo Fisher, one of six active head coaches to win the national championship, and ranks as the fourth-winningest active head coach in the Power 5.

**WINNINGEST P5 HEAD COACHES (BY PCT.)**

(Minimum 5 seasons)

RK	HEAD COACH	YR.	REC.	PCT.
1.	Dabo Swinney, Clemson	13th	137-32-0	.811
2.	Nick Saban, Alabama	25th	250-65-1	.793
3.	Kirby Smart, Georgia	5th	49-14	.778
4.	<b>JIMBO FISHER, TEXAS A&amp;M</b>	<b>11th</b>	<b>105-33</b>	<b>.761</b>
5.	Brian Kelly, Notre Dame	31st	250-93-2	.727

**AGGIE GRADS**

- Twelve Aggies on the 2020 roster have already earned their degree.
- Graduate students Braden White and Micheal Clemons earned their degrees in August of 2019, and Keeath Magee II, Ryan McCollum and Ryan Renick walked across the stage in December of 2019.
- Although graduation looked much different in May of 2020, Cagan Baldree, Keldrick Carper, Travon Fuller, Drew Riethman, McCrae Rutledge and Colton Taylor earned their degrees, while Ikenna Okeke became an A&M grad this past August.

**NEW FACES**

- Texas A&M Football added three new coaches in the offseason, including tight ends coach James Coley, running backs coach Tommie Robinson, defensive backs coach TJ Rushing and linebackers coach Tyler Santucci.
- Coley came to Aggieland after four seasons at Georgia, working mainly with receivers and quarterbacks ... He previously worked with Coach Fisher as a GA in the early 2000's at LSU, from 2008-12 as the tight ends coach and later the OC at Florida State.
- Robinson has coached for over 30 years at both the collegiate and NFL levels and most recently spent three seasons at LSU, winning a national title last season.
- Rushing joined the staff after two seasons as the passing game coordinator and defensive backs coach at Memphis ... He played six years of professional football, winning a Super Bowl with the Indianapolis Colts in 2006, before beginning his coaching career.
- Santucci returned to A&M after one season as the linebackers coach at Wake Forest ... He previously served as a defensive analyst on Fisher's first staff at A&M.

**FAMILY TIES**

**FATHER / SON**




**Larry Brown**  
Super Bowl XXX MVP  
8-year NFL career



**Kam Brown**  
Starting WR



**G Guerrieri**  
Longtime Texas A&M soccer head coach




**Alan Guerrieri**  
RS freshman P/K



**Bruce Matthews**  
NFL Hall of Famer



**Luke Matthews**  
Second-team Center



**Muhsin Muhammad**  
11-year NFL career  
2004 NFL All Pro



**Moose Muhammad**  
True freshman WR



**Terry Price**  
Letterman 1986-89  
Chicago Bears 1990



**Devin Price**  
True freshman WR



**Fred Spiller**  
Letterman 2000



**Isaiah Spiller**  
Starting RB

**BROTHERS**




**Kevin Matthews**  
Letterman 2006-09  
3-year NFL career



**Luke Matthews**  
Second-team Center



**Jake Matthews**  
Letterman 2010-13  
Atlanta starting OT



**Mike Matthews**  
Letterman 2012-15

**A&M WEEKLY HONORS/WATCH LISTS**

**KELLEN MOND - SR - QB**

SEC Offensive Player of the Week (10.12)  
 Davey O'Brien Award Great 8 (10.12)  
 Manning Award Stars of the Week (10.12)  
 Earl Campbell Tyler Rose Award Honorable Mention (10.12)  
 Earl Campbell Tyler Rose Award Honorable Mention (11.2)  
 Davey O'Brien Award Great 8 (11.9)  
 Earl Campbell Tyler Rose Award Honorable Mention (11.9)

-----  
 Jason Witten Collegiate Man of the Year Award Watch List

**ISAIAH SPILLER - SO - RB**

Earl Campbell Tyler Rose Award Honorable Mention (10.12)  
 Earl Campbell Tyler Rose Award Honorable Mention (10.19)

**DEVON ACHANE - FR - RB**

SEC Freshman of the Week (11.9)

**CALEB CHAPMAN - SO - WR**

Earl Campbell Tyler Rose Award Player of the Week (10.12)

**MICHAEL CLEMONS - GR - DL**

Ted Hendricks Defensive End of the Year Award Watch List

**CARSON GREEN - SR - OL**

SEC Offensive Lineman of the Week (11.2)

**DAN MOORE JR. - SR - OL**

SEC Offensive Lineman of the Week (11.9)

**AINIAS SMITH - SO - RB**

Paul Hornung Award Honor Roll (11.2)

**JALEN WYDERMYER - SO - TE**

Earl Campbell Tyler Rose Award Honorable Mention (11.2)

**JAYDEN PEEVY - SR - DL**

SEC Defensive Lineman of the Week (10.19)

**JIMBO FISHER**

Dodd Trophy Coach of the Week (10.12)  
 ---  
 Dodd Trophy Midseason Watch List

**TEAM**

FWAA Team of the Week (10.12)

**THE 12TH MAN**

- Graduate student LB Braden White was named the 12th Man by head coach Jimbo Fisher on August 20, 2019.
- The Florence, Alabama, native has appeared in 36 career games, playing primarily on special teams ... He earned the Top Conditioned Athlete Award following the 2018 season and was named Defensive Scout MVP at the annual team banquet following his redshirt season in 2016.
- White graduated in August of 2019, earning his degree from the College of Business.
- Texas A&M's famous 12th Man tradition dates back to 1922 when student E. King Gill came out of the stands in the Dixie Classic in Dallas at the request of legendary head coach Dana X. Bible because of injuries to his football team ... Gill never entered the game but "stood ready" in the Aggies' 22-14 win over the powerhouse Centre College Praying Colonels.
- In honor of the tradition, the Texas A&M student body "stands ready" to show their support of their team on the field.
- The 12th Man Kickoff Team tradition was started in 1983 by then-head coach Jackie Sherrill after being inspired by watching students build the famous Aggie Bonfire. "I knew that I could find, out of 40-some-odd thousand students, 11 guys that would cover kickoffs, but have no regard for their body and be tough as nails," Sherrill said. (Source: MyAggieNation.com) Beginning in 1991, a single 12th Man was chosen to represent the study body on the kickoff unit.

**12TH MAN STARTS**

NAME	GAMES	SEASONS
Sam Moeller	39	2012-15
Cullen Gillaspia	39	2016-18
Nick Lamantia	30	2006-08
John Ray	23	2004-05
C.J. Jones	21	2010-12
Braden White	19	2016-p
Eric Stanford	17	1999-01





# JIMBO FISHER

## TEXAS A&M HEAD FOOTBALL COACH

Years at TAMU:	3rd (hired Dec. 4, 2017)
Coaching Record:	22-10 at Texas A&M / 105-33 overall (11th season)
Birthdate:	Oct. 9, 1965
Hometown:	Clarksburg, W.V.
Wife:	Courtney
Children:	Trey, Ethan and Keller (stepson)
High School:	Liberty High School, Clarksburg, W.V.
College:	Salem College, 1990

- Jimbo Fisher is one of six active coaches to have won a National Championship.
- Fisher was hired at Texas A&M on Dec. 4, 2017 after eight successful seasons at Florida State, which included the 2013 BCS National Championship.
- In his eight seasons in Tallahassee, Fisher established himself as one of the elite coaches in college football. He led the Seminoles to an 83-23 record, winning three Atlantic Coast Conference championships, four Atlantic Division titles and five bowl games.
- Fourteen of Fisher's student-athletes have earned consensus All-America honors with quarterback Jameis Winston winning the Heisman Trophy in 2013.
- Fisher has seen 117 of his student-athletes graduate, and NFL teams drafted 60 of his players, including 22 first- or second-round selections.
- The Seminoles set a modern-day NFL draft record with 29 players selected over a three-year period (2013-15), and Fisher had a first-round NFL draft choice every year he was head coach at FSU.
- The 2013 Rawlings College Football Coach of the Year, Fisher has twice been a finalist for the Eddie Robinson Coach of the Year Award (2013, 2014) and was a finalist for the Paul "Bear" Bryant Coach of the Year Award in 2014.
- Fisher has been active in the community through his foundation, Kidz1stFund. The non-profit was founded in 2011 to raise awareness and funds to find a cure for Fanconi anemia, a rare blood disorder that affects thousands, including Fisher's youngest son, Ethan.
- Fisher's oldest son, Trey, is a freshman quarterback at UT-Martin. The Ohio Valley Conference school has announced it will play a seven-game spring schedule in 2021.
- Fisher played quarterback at Salem College for Terry Bowden for three seasons and followed Bowden to Samford for his final season. Fisher became NCAA Division III's national player of the year in 1987 and earned induction into Samford's Hall of Fame.





# THE FISHER RECORD

2010	
FLORIDA STATE	
(10-4 • 6-2 ACC/1st in Atlantic)	
<b>SEPTEMBER</b>	
4 W 59-6	Samford
11 L 17-47	at #10 Oklahoma
18 W 34-10	BYU
25 W 31-0	* Wake Forest
<b>OCTOBER</b>	
2 W 34-10	* at Virginia
9 W 45-17	* at #13 Miami (Fla.)
16 W 24-19	* Boston College
28 L 24-28	* at North Carolina State
<b>NOVEMBER</b>	
6 L 35-37	* North Carolina
13 W 16-13	* Clemson
20 W 30-16	* at Maryland
27 W 31-7	* Florida
<b>DECEMBER</b>	
4 L 33-44	vs. #12 Virginia Tech
ACC Championship Game - Charlotte, N.C.	
31 W 26-17	vs. #19 South Carolina
Chick-fil-A Bowl - Atlanta, Ga.	

2011	
FLORIDA STATE	
(9-4 • 5-3 ACC/2nd in Atlantic)	
<b>SEPTEMBER</b>	
3 W 34-0	Louisiana-Monroe
10 W 62-10	Charleston Southern
17 L 13-23	#1 Oklahoma
24 L 30-35	* at #21 Clemson
<b>OCTOBER</b>	
8 L 30-35	* at Wake Forest
15 W 41-16	* at Duke
22 W 41-16	* Maryland
29 W 34-0	* North Carolina State
<b>NOVEMBER</b>	
3 W 38-7	* at Boston College
12 W 23-19	* at Miami (Fla.)
19 L 13-14	* Virginia
26 W 21-7	at Florida
<b>DECEMBER</b>	
29 W 18-14	vs. Notre Dame
Champs Sports Bowl - Orlando, Fla.	

2012	
FLORIDA STATE	
(12-2 • 7-1 ACC/1st in Atlantic • ACC Champions)	
<b>SEPTEMBER</b>	
1 W 69-3	Murray State
8 W 55-0	Savannah State
15 W 52-0	* Wake Forest
22 W 49-37	* #10 Clemson
29 W 30-17	at South Florida
<b>OCTOBER</b>	
6 L 16-17	* at North Carolina State
13 W 51-7	* Boston College
20 W 33-20	* at Miami (Fla.)
27 W 48-7	* Duke
<b>NOVEMBER</b>	
8 W 28-22	* at Virginia Tech
17 W 41-14	* at Maryland
24 L 26-37	at #6 Florida
<b>DECEMBER</b>	
1 W 21-15	vs. Georgia Tech
ACC Championship Game - Charlotte, N.C.	
<b>JANUARY</b>	
1 W 30-10	vs. #16 Northern Illinois
Orange Bowl - Miami, Fla.	

2013	
FLORIDA STATE	
(14-0 • 8-0 ACC/1st in West)	
ACC Champions • National Champions	
<b>SEPTEMBER</b>	
2 W 41-13	* at Pitt
14 W 62-7	Nevada
21 W 54-6	Bethune-Cookman
28 W 48-34	* at Boston College
<b>OCTOBER</b>	
5 W 63-0	* #25 Maryland
19 W 51-14	* at #3 Clemson
26 W 49-17	* North Carolina State
<b>NOVEMBER</b>	
2 W 41-14	* #7 Miami
9 W 59-3	* at Wake Forest
16 W 59-3	* Syracuse
23 W 80-14	Idaho
30 W 37-7	at Florida
<b>DECEMBER</b>	
7 W 45-7	vs. #20 Duke
ACC Championship Game - Charlotte, N.C.	
<b>JANUARY</b>	
6 W 34-31	vs. #2 Auburn
BCS National Championship Game - Pasadena, Calif.	

2014	
FLORIDA STATE	
(13-1 • 8-0 ACC/1st in Atlantic • ACC Champions)	
<b>AUGUST</b>	
30 W 37-31	vs. Oklahoma State
AT&T Stadium, Arlington, Texas	
<b>SEPTEMBER</b>	
6 W 37-12	The Citadel
20 W 23-17	* #22 Clemson (OT)
27 W 56-41	* North Carolina State
<b>OCTOBER</b>	
4 W 43-3	* Wake Forest
11 W 38-20	* Syracuse
18 W 31-27	#5 Notre Dame
30 W 42-31	* Louisville
<b>NOVEMBER</b>	
8 W 34-20	* Virginia
15 W 30-26	* Miami (Fla.)
22 W 20-17	* Boston College
29 W 24-19	Florida
<b>DECEMBER</b>	
6 W 37-35	vs. #12 Georgia Tech
ACC Championship Game - Charlotte, N.C.	
<b>JANUARY</b>	
1 L 20-59	vs. #3 Oregon
Rose Bowl; CFP Semifinal - Pasadena, Calif.	

2015	
FLORIDA STATE	
(10-3 • 6-2 ACC/2nd in Atlantic)	
<b>SEPTEMBER</b>	
5 W 59-16	Texas State
12 W 34-14	South Florida
18 W 14-0	* at Boston College
<b>OCTOBER</b>	
3 W 24-16	* at Wake Forest
10 W 29-24	* Miami (Fla.)
17 W 41-21	* Louisville
24 L 16-22	* at Georgia Tech
31 W 45-21	* Syracuse
<b>NOVEMBER</b>	
7 L 13-23	* at #3 Clemson
14 W 34-17	* North Carolina State
21 W 52-13	Chattanooga
28 W 27-2	at #10 Florida
<b>DECEMBER</b>	
31 L 24-38	vs. #14 Houston
Peach Bowl - Atlanta, Ga.	



2016	
FLORIDA STATE	
(10-3 • 5-3 ACC/3rd in Atlantic)	
<b>SEPTEMBER</b>	
5 W 45-34	vs. #11 Ole Miss
Camping World Stadium, Orlando, Fla.	
10 W 52-8	Charleston Southern
17 L 20-63	* at #10 Louisville
24 W 55-35	at South Florida
<b>OCTOBER</b>	
1 L 35-37	* North Carolina
8 W 20-19	* at #10 Miami
15 W 17-6	* Wake Forest
29 L 34-37	* #3 Clemson
<b>NOVEMBER</b>	
5 W 24-20	* at North Carolina State
11 W 45-7	* Boston College
19 W 45-14	* at Syracuse
26 W 31-13	#13 Florida
<b>DECEMBER</b>	
30 W 33-32	vs. #6 Michigan
Orange Bowl - Miami, Fla.	

2017	
FLORIDA STATE	
(*7-6 • 3-5 ACC/6th in Atlantic)	
<b>SEPTEMBER</b>	
2 L 24-7	vs. #1 Alabama
Mercedes-Benz Stadium, Atlanta, Ga.	
23 L 21-27	* North Carolina State
30 W 26-19	* at Wake Forest
<b>OCTOBER</b>	
7 L 20-24	* #13 Miami (Fla.)
14 W 17-10	* at Duke
21 L 28-31	* Louisville
27 L 3-35	* at Boston College
<b>NOVEMBER</b>	
4 W 27-24	* Syracuse
11 L 14-31	* at #4 Clemson
18 W 77-6	Delaware State
25 W 38-22	at Florida
<b>DECEMBER</b>	
2 *W 42-10	Louisiana-Monroe
27 *W 42-13	vs. Southern Miss
Independence Bowl - Shreveport, La.	

\* - Jimbo Fisher resigned as the FSU head coach on Dec. 1, 2017 and did not coach the Seminoles in their final two games. His overall record does not reflect the victories.

2018	
TEXAS A&M	
(9-4 • 5-3 SEC/2nd in West)	
<b>AUGUST</b>	
30 W 59-7	Northwestern State
<b>SEPTEMBER</b>	
8 L 26-28	#2 Clemson
15 W 48-10	Louisiana-Monroe
22 L 23-45	* at #1 Alabama
29 W 24-17	* vs Arkansas
AT&T Stadium, Arlington, Texas	
<b>OCTOBER</b>	
6 W 20-14	* #13 Kentucky
13 W 26-23	* at South Carolina
27 L 13-28	* at Mississippi State
<b>NOVEMBER</b>	
3 L 24-28	* at Auburn
10 W 38-24	* Ole Miss
17 W 41-20	#25 UAB
24 W 74-72	* #8 LSU
<b>DECEMBER</b>	
31 W 52-13	vs. NC State
Gator Bowl - Jacksonville, Fla.	

2019	
TEXAS A&M	
(8-5 • 4-4 SEC/4th in West)	
<b>AUGUST</b>	
29 W 41-7	Texas State
<b>SEPTEMBER</b>	
7 L 10-24	at #1 Clemson
14 W 62-3	Lamar
21 L 20-28	* #8 Auburn
28 W 31-27	* vs. Arkansas
Southwest Classic - Arlington, Texas	
<b>OCTOBER</b>	
12 L 28-47	* #1 Alabama
19 W 24-17	* at Ole Miss
26 W 49-30	* Mississippi State
<b>NOVEMBER</b>	
2 W 45-14	* UTSA
16 W 30-6	* South Carolina
23 L 13-19	at #4 Georgia
30 L 7-50	* at #1 LSU
<b>DECEMBER</b>	
27 W 24-21	vs. #25 Oklahoma State
Academy Sports & Outdoors Texas Bowl - Houston, Texas	

# AGGIES IN THE NFL

(As of Oct. 30)

PLAYER	POS.	NFL TEAM
Otaro Alaka*	LB	Baltimore Ravens
Randy Bullock	PLK	Cincinnati Bengals
Tyrel Dodson*	LB	Buffalo Bills
Jermaine Eluemunor	OL	New England Patriots
Justin Evans*	DB	Tampa Bay Buccaneers
Mike Evans	WR	Tampa Bay Buccaneers
Deshazor Everett	DB	Washington Football Team
Myles Garrett	DL	Cleveland Browns
Cullen Gillaspia	RB	Houston Texans
Daeshon Hall*	DL	New York Jets
Germain Ifedi	OL	Chicago Bears
Kingsley Keke	DL	Green Bay Packers
Christian Kirk	WR	Arizona Cardinals
Josh Lambo*	PLK	Jacksonville Jaguars
Justin Madubuike	DL	Baltimore Ravens
Braden Mann	P	New York Jets
Koda Martin~	OL	Arizona Cardinals
Jake Matthews	OL	Atlanta Falcons
Erik McCoy	OL	New Orleans Saints
Von Miller*	LB	Denver Broncos
Damontre Moore	DL	Seattle Seahawks
Don Muhlbach	DS	Detroit Lions
Cedric Ogbuehi	OL	Seattle Seahawks
Damion Ratley~	WR	Houston Texans
Josh Reynolds	WR	Los Angeles Rams
Ricky Seals-Jones	TE	Kansas City Chiefs
Jace Sternberger	TE	Green Bay Packers
Keaton Sutherland	OL	Cincinnati Bengals
Ryan Tannehill	QB	Tennessee Titans
Armani Watts	DB	Kansas City Chiefs
Brandon Williams*	DB	New York Giants
Trayveon Williams	RB	Cincinnati Bengals
Donovan Wilson	DB	Dallas Cowboys

\* - Injured Reserve

~ - Practice Squad

## AGGIES ON NFL COACHING STAFFS

- Dennis Allen, New Orleans Saints (Defensive Coordinator)

---

- Dan Campbell, New Orleans Saints (Asst. Head Coach/Tight Ends)

---

- Kyle Caskey, Detroit Lions (Running Backs)

---

- Aaron Glenn, New Orleans Saints (Secondary)

---

- Michael Hodges, New Orleans Saints (Linebackers)

---

- Johnny Holland, San Francisco 49ers (Run Game Specialist/Outside Linebackers)

---

- Jerrold Johnson, Indianapolis Colts (Offensive Quality Control)

---

- Gary Kubiak, Minnesota Vikings (Asst. Head Coach/Offensive Coordinator)

---

- Klint Kubiak, Minnesota Vikings (Quarterbacks Coach)

---

- Ty Warren, Detroit Lions/WCF Minority Coaching Assistantship

---

- Billy Yates, Detroit Lions (Assistant Offensive Line)

### STAFF:

- Monty Gibson, Cleveland Browns (Asst. Strength & Conditioning)

---


- Larry Jackson, Cleveland Browns (Director of Strength & Conditioning)



**VON MILLER**  
2016 Super Bowl MVP



**MYLES GARRETT**  
Texas A&M's first  
No. 1 overall  
NFL Draft pick



**DON MUHLBACH**  
17th season in the NFL

## TEXAS A&M QUICK FACTS

- LOCATION:** Bryan-College Station, Texas 77842
- FOUNDED:** 1876 (First classes)
- ENROLLMENT:** 71,109 (fall 2020)
- PRESIDENT:** Michael K. Young (BYU '73)
- CHANCELLOR:** John Sharp (Texas A&M '72)
- FACULTY REPRESENTATIVE:**  
Dr. Paul Batista (Trinity '73)
- DIRECTOR OF ATHLETICS:**  
Ross Bjork (Emporia State '85)
- ATHLETICS DEPT PHONE:** (979) 845-5129
- CONFERENCE:** Southeastern
- AFFILIATION:** NCAA Division I
- NICKNAME:** Aggies
- MASCOT:** Reveille (American Collie)
- COLORS:** Maroon (Pantone 505) and White

## FOOTBALL QUICK FACTS

- HEAD COACH:**  
**JIMBO FISHER** (Salem University '90)  
Years at Texas A&M: 3rd (22-10)  
Years as head coach: 11th (105-33)
- ASSISTANT COACHES:**  
**DARRELL DICKEY**  
Offensive Coordinator/Quarterbacks (Kansas State '83)
- MIKE ELKO**  
Defensive Coordinator/Safeties (Penn '99)
- DAMEYUNE CRAIG**  
Wide Receivers (Auburn '02)
- JAMES COLEY**  
Tight Ends (Florida State '97)
- TOMMIE ROBINSON**  
Running Backs (Troy '85)
- JOSH HENSON**  
Offensive Line (Oklahoma State '98)
- TJ RUSHING**  
Defensive Backs (Stanford '06)
- TYLER SANTUCCI**  
Linebackers (Stony Brook '10)
- TERRY PRICE**  
Defensive Ends (Texas A&M '92)
- ELIJAH ROBINSON**  
Defensive Line (Penn State '08)
- JERRY SCHMIDT**  
Director of Athletic Performance (Nebraska '86)

## KYLE FIELD QUICK FACTS

- STADIUM:** Kyle Field
- CAPACITY:** 102,733
- LARGEST CROWD:** 110,633 (vs. Ole Miss, Oct. 11, 2014)
- PLAYING SURFACE:** Natural grass
- FIRST YEAR OF FOOTBALL:** 1905
- STADIUM BUILT:** 1927 and 1929  
*(Renovations complete for 2015 season)*

## TEAM INFORMATION

- BASIC OFFENSE:** Pro
- BASIC DEFENSE:** Multiple
- 2019 OVERALL RECORD:** 8-5
- 2019 SEC RECORD (FINISH):** 4-4 (4<sup>th</sup> in SEC West)
- 2019 BOWL:** Texas Bowl (W, 24-21 vs. Oklahoma State)
- 2019 RANKING:** NR (AP) | NR (Coaches)




# TEXAS A&M COACHES SPEED CHART

## SIDELINE



**JIMBO FISHER**  
HEAD COACH



**DAMEYUNE CRAIG**  
WIDE RECEIVERS



**JAMES COLEY**  
TIGHT ENDS



**TOMMIE ROBINSON**  
RUNNING BACKS



**TJ RUSHING**  
DEFENSIVE BACKS



**JOSH HENSON**  
OFFENSIVE LINE



**TYLER SANTUCCI**  
LINEBACKERS



**TERRY PRICE**  
DEFENSIVE ENDS




**ELIJAH ROBINSON**  
DEFENSIVE LINE


## PRESS BOX



**DARRELL DICKEY**  
OFF. COORDINATOR/QBs



**MIKE ELKO**  
DEF. COORDINATOR/SAFETIES



**JERRY SCHMIDT**  
DIRECTOR OF ATHLETIC PERFORMANCE





## KYLE FIELD

- Home of the Aggies since 1905. Stadium built in 1927 and the horseshoe enclosed in 1929.
- Capacity: 102,733
- Stadium record crowd is 110,633 (A&M vs. Ole Miss, 10/11/2014).
- Kyle Field is named for former A&M Dean of Agriculture Edwin Jackson Kyle, who donated a 400 x 400-foot area of the southern edge of campus that had been assigned to him for horticultural experiments. It became the home of the Aggies.
- Texas A&M finished a \$485 million redevelopment of Kyle Field in time for the 2015 season that made the Home of the 12th Man the largest football stadium in the SEC and the state of Texas.
- Texas A&M has led the SEC in home attendance three of the last four seasons and ranked No. 5 in FBS in 2017.

Texas A&M ranked No. 6 nationally in home attendance in 2018 with an average of 99,844 per game and drew more than 600,000 fans to Kyle Field for the sixth consecutive year.

### KYLE FIELD RECORD CROWDS

110,633	Ole Miss (2014)	L, 35-20
106,749	Alabama (2019)	L, 47-28
106,248	Tennessee (2016)	W, 45-38 <sup>2OT</sup>
105,829	LSU (2014)	L, 23-17
105,733	Alabama (2015)	L, 41-23
104,957	South Carolina (2019)	W, 30-6
104,892	Ole Miss (2016)	L, 29-28
104,794	Clemson (2018)	L, 28-26
104,756	Missouri (2014)	L, 34-27
104,728	Lamar (2014)	W, 73-3
104,625	Auburn (2015)	L, 26-10
104,455	Mississippi State (2015)	W, 30-17

### KYLE FIELD RECORD SEASON AVERAGES

1.	105,122	2014	630,735 / 6 games
2.	103,622	2015	725,354 / 7 games
3.	101,917	2016	713,418 / 7 games
4.	99,844	2018	698,908 / 7 games
5.	98,802	2017	691,612 / 7 games
6.	87,183	2011	610,283 / 7 games
7.	87,125	2013	697,003 / 8 games
8.	87,014	2012	522,083 / 6 games
9.	82,711	2001	496,268 / 6 games
10.	82,477	2010	577,338 / 7 games



# MEDIA SCHEDULE/INFORMATION

SUNDAY	MONDAY	TUESDAY	WEDNESDAY	THURSDAY	FRIDAY	SATURDAY
<p><u>No availability</u></p> <p>All player interview requests for Monday's press conference must be submitted to <a href="mailto:acannon@athletics.tamu.edu">acannon@athletics.tamu.edu</a> by 11 a.m. on Sunday.</p>	<p><u>Weekly Press Conference</u> (via Zoom from Kyle Field Media Center) 1 p.m.: Coach Fisher, players to follow</p>	<p><u>No availability</u></p>	<p><u>SEC Teleconference</u> Coach Fisher appears from 11:30-39 a.m.</p>	<p><u>No availability</u></p>	<p><u>No availability</u></p>	<p><u>6 p.m.</u> Texas A&amp;M vs LSU - Kyle Field, Byran-College Station, Texas (Locker room is closed. Coaches and players will be brought to the media area for press conference via Zoom promptly after game.)</p>

## CREDENTIALS

Media credentials should be requested by Wednesday of the game week via [www.sportssystem.com/clients/seccredentials](http://www.sportssystem.com/clients/seccredentials), and approved media members or required to fill out a symptom questionnaire prior to entering the stadium. This season, credentials will not be mailed. Credentials can be picked up at Media Will Call at Entry 7 (east side of Kyle Field, near the northeast activation tower). Media Will Call opens three hours prior to game time. This season, the Kyle Field press box seats approximately 47 staff and working media members. Media seating is limited, so credentials will be issued according to Texas A&M and the SEC credential guidelines, which can be found at [www.12thMan.com/media](http://www.12thMan.com/media).

## WEEKLY GAME NOTES

Media members wishing to receive the weekly game notes via e-mail can do so by e-mailing Rachel Perreault ([rperreault@athletics.tamu.edu](mailto:rperreault@athletics.tamu.edu)).

## PRACTICE

All practices are closed to the public and members of the media this season. Previously, only the first 15-20 minutes of selected workouts were open for members of accredited media outlets. Media members wishing to obtain video highlights and/or photos from practice should contact the athletics communications office.

## WEEKLY PRESS CONFERENCE

Texas A&M conducts a weekly press conference that will held via Zoom this season on Monday at the Kyle Field Media Center. Coach Jimbo Fisher addresses the media promptly at 1 p.m. Player requests should be made to the athletics communications office no later than 11 a.m. on Sunday. This is the preferred time for all interviews to occur.

## SEC TELECONFERENCE

The 14 SEC coaches will be featured on a weekly teleconference each Wednesday from 10 a.m.-12:30 p.m. (CT) beginning September 23 and concluding November 30.

10:00 a.m. Ed Orgeron, LSU  
 10:10 a.m. Kirby Smart, Georgia  
 10:20 a.m. Dan Mullen, Florida  
 10:30 a.m. Derek Mason, Vanderbilt  
 10:40 a.m. Nick Saban, Alabama  
 10:50 a.m. Jeremy Pruitt, Tennessee  
 11:00 a.m. Sam Pittman, Arkansas  
 11:10 a.m. Will Muschamp, S. Carolina  
 11:20 a.m. Break  
 11:30 a.m. Jimbo Fisher, Texas A&M  
 11:40 a.m. Mark Stoops, Kentucky  
 11:50 a.m. Mike Leach, Mississippi St.  
 12:00 p.m. Eli Drinkwitz, Missouri  
 12:10 p.m. Gus Malzahn, Auburn  
 12:20 p.m. Lane Kiffin, Ole Miss



## PRESS BOX

The main press box is now located at the 800 level on the east side of Kyle Field, or the side facing Houston Street, and can be accessed through the elevator at Entry 7 or Entry 9. The TV broadcast booths are located west side of the stadium.

## POSTGAME

At home games, post-game interviews with Texas A&M players and head coach Jimbo Fisher are conducted in a specially equipped interview room at the southeast corner of Kyle Field. All press conferences both at home and on the road will be held via Zoom this season.

Alan Cannon (with binoculars) has overseen Texas A&M's football publicity since 1989.

## MEDIA WILL CALL

Media will call is located at Entry 7, on the east side of the stadium near the northeast activation tower.

## TEXAS A&M ATHLETICS COMMUNICATIONS

### ASSOCIATE AD

**ALAN CANNON**  
(interview requests/credentials)

E-MAIL: [acannon@athletics.tamu.edu](mailto:acannon@athletics.tamu.edu)

CELL: (979) 777-4200

### ASSISTANT DIRECTOR

**MATT CALLAWAY**  
(game notes/stats/flip card)

E-MAIL: [mcallaway@athletics.tamu.edu](mailto:mcallaway@athletics.tamu.edu)

CELL: (713) 305-0815

### ASSISTANT DIRECTOR

**RACHEL PERREAULT**  
(game notes/game program)

E-MAIL: [rperreault@athletics.tamu.edu](mailto:rperreault@athletics.tamu.edu)

CELL: (603) 767-6492

### ASSISTANT AD

**BRAD MARQUARDT**

E-MAIL: [bmarquardt@athletics.tamu.edu](mailto:bmarquardt@athletics.tamu.edu)

CELL: (979) 229-8651

### SENIOR OFFICE ASSOCIATE

**JACKIE THORNTON**

E-MAIL: [jacket@athletics.tamu.edu](mailto:jacket@athletics.tamu.edu)

OFFICE: (979) 845-5725

### SID MAILING ADDRESS

**TEXAS A&M**  
**ATHLETICS COMMUNICATIONS**

1228 TAMU  
College Station, TX 77843-1228

### SID OVERNIGHT ADDRESS

**TEXAS A&M ATHLETICS**

Media Relations  
756 Houston St.  
College Station, TX 77843

# TEXAS A&M DEPTH CHART

## OFFENSE

<b>WR</b>	2	Chase Lane, 6-0, 190, Fr-1L, Houston, TX
<or>	7	Moose Muhammad III, 6-1, 196, Fr-HS, Charlotte, NC
<or>	3	Devin Price, 6-3, 201, Fr-HS, College Station, TX
<b>LT</b>	65	<b>DAN MOORE JR.</b> , 6-5, 315, Sr-3L, Beaumont, TX
	76	Chris Morris, 6-4, 290, Fr-HS, Memphis, TN
<or>	67	Galen Gallagher, 6-4, 300, So-SQ, Orange Grove, TX
<b>LG</b>	55	<b>KENYON GREEN</b> , 6-4, 325, So-1L, Humble, TX
	70	Josh Bankhead, 6-5, 320, Fr-HS, The Woodlands, TX
<b>C</b>	77	Ryan McCollum, 6-5, 300, Gr-3L, Spring, TX
	52	Smart Chibuzo, 6-4, 340, Fr-HS, Fresno, TX
<b>RG</b>	73	<b>JARED HOCKER</b> , 6-5, 325, Sr-3L, North Richland Hills, TX
	64	Layden Robinson, 6-4, 325, Fr-1L, Manvel, TX
	74	Aki Ogunbiyi, 6-4, 325, Fr-HS, Houston, TX
<b>RT</b>	54	<b>CARSON GREEN</b> , 6-6, 315, Sr-3L, Southlake, TX
	53	Blake Trainor, 6-7, 325, Fr-1L, Hallsville, TX
<b>TE</b>	85	<b>JALEN WYDERMYER</b> , 6-5, 265, So-1L, Dickinson, TX
	46	Ryan Renick, 6-2, 225, Gr-2L, Lola, TX
	42	Max Wright, 6-4, 254, So-2L, Katy, TX
<or>	8	Connor Blumrick, 6-5, 215, Jr-1L, Pearland, TX
<b>WR</b>	5	Jalen Preston, 6-2, 212, So-1L, Manvel, TX
<or>	1	Demond Demas, 6-3, 180, Fr-HS, Tomball, TX
<b>WR</b>	9	Hezekiah Jones, 5-11, 180, Jr-2L, Stafford, TX
<or>	16	Kenyon Jackson, 6-6, 195, Fr-RS, Loganville, GA
<or>	4	Dylan Wright, 6-4, 210, Fr-1L, Mesquite, TX
<b>QB</b>	11	<b>KELLEN MOND</b> , 6-3, 217, Sr-3L, San Antonio, TX
	10	Zach Calzada, 6-3, 205, Fr-1L, Sugar Hill, GA
<or>	13	Haynes King, 6-3, 200, Fr-HS, Longview, TX
<b>FB</b>	43	<b>CAGAN BALDREE</b> , 6-4, 250, Gr-1L, Carthage, TX
<b>RB</b>	28	<b>ISAIAH SPILLER</b> , 6-1, 225, So-1L, Spring, TX
<or>	0	Ainias Smith, 5-10, 190, So-1L, Missouri City, TX
	6	Devon Achane, 5-9, 185, Fr-HS, Missouri City, TX
<or>	24	Earnest Crossover, 6-1, 220, So-TR, Grandview, TX
<or>	22	Darvon Hubbard, 6-0, 210, Fr-HS, Akron, OH
<or>	25	Deondre Jackson, 5-11, 230, Fr-HS, Stone Mountain, GA

## DEFENSE

<b>DE</b>	3	<b>TYREE JOHNSON</b> , 6-4, 240, Jr-2L, Washington, DC
<or>	8	DeMarvin Leal, 6-4, 290, So-1L, San Antonio, TX
	15	Jeremiah Martin, 6-5, 262, Jr-2L, San Bernadino, CA
	41	R.J. Orebo, 6-7, 275, Fr-1L, Dayton, TX
<or>	10	Fadil Diggs, 6-5, 250, Fr-HS, East Camden, NJ
<or>	18	Donell Harris Jr., 6-3, 220, Fr-HS, Liberty City, FL
<b>DT</b>	92	<b>JAYDEN PEEVY</b> , 6-6, 295, Sr-3L, Bellaire, TX
<or>	6	Derick Hunter, 6-4, 310, Fr-1L, Ft. Myers, FL
	34	Isaiah Raikes, 6-1, 325, Fr-HS, Woodbury, NJ
<b>DT</b>	5	<b>BOBBY BROWN III</b> , 6-4, 325, Jr-2L, Arlington, TX
<or>	35	McKinnley Jackson, 6-2, 335, Fr-HS, Lucedale, MS
	93	Dallas Walker IV, 6-3, 335, Fr-HS, Nashville, TN
<b>DE</b>	2	<b>MICHEAL CLEMONS</b> , 6-5, 270, Gr-2L, Garland, TX
	8	DeMarvin Leal, 6-4, 290, So-1L, San Antonio, TX
	46	Braedon Mowry, 6-3, 240, Fr-HS, Katy, TX
<b>WLB</b>	33	Aaron Hansford, 6-3, 245, Sr-2L, Washington, D.C.
	45	Edgerrin Cooper, 6-2, 215, Fr-HS, Covington, LA
<or>	29	Antonio Doyle Jr., 6-3, 250, Fr-HS, St. Louis, MO
<or>	20	Ikenna Okeke, 6-3, 225, Gr-1L, Smyrna, TN
<b>MLB</b>	1	<b>BUDDY JOHNSON</b> , 6-2, 230, Sr-3L, Dallas, TX
<or>	12	Braden White, 5-11, 220, Gr-3L, Florence, AL
<or>	24	Chris Russell Jr., 6-2, 240, So-1L, Dyersburg, TN
<or>	32	Andre White Jr., 6-3, 225, So-1L, Harrisburg, PA
<or>	23	Tarian Lee Jr., 6-2, 230, Fr-RS, Tallahassee, FL
<b>CB</b>	0	<b>MYLES JONES</b> , 6-4, 185, Sr-3L, Magnolia, TX
	16	Brian George, 6-2, 190, Jr-TR, South Bay, FL
<b>CB</b>	17	Jaylon Jones, 6-2, 205, Fr-HS, Cibolo, TX
<or>	11	Travon Fuller, 6-1, 180, Gr-3L, Athens, TX
<b>SF</b>	9	<b>LEON O'NEAL JR.</b> , 6-1, 210, Jr-2L, Cypress, TX
<or>	14	Keldrick Carper, 6-2, 195, Gr-3L, Plain Dealing, LA
	27	Antonio Johnson, 6-3, 190, Fr-HS, East St. Louis, IL
<b>SF</b>	26	<b>DEMANI RICHARDSON</b> , 6-1, 215, So-1L, Waxahachie, TX
	13	Brian Williams, 6-1, 210, So-1L, Dallas, TX
<b>NIC</b>	4	Erick Young, 6-1, 205, So-1L, Richmond, TX
<or>	7	Devin Morris, 6-1, 202, Jr-1L, Caldwell, TX
	21	Josh Moten, 5-11, 165, Fr-HS, Waldorf, MD

## SPECIAL TEAMS

<b>PLK</b>	47	<b>SETH SMALL</b> , 5-11, 200, Jr-2L, Katy, TX
	36	Caden Davis, 6-2, 205, Fr-1L, Coppell, TX
<b>P</b>	95	Nik Constantinou, 6-0, 205, Fr-1L, Melbourne, Australia
<b>SNP</b>	40	Connor Choate, 6-1, 200, So-1L, Coppell, TX
	39	Jake Pagel, 6-2, 230, Jr-1L, Dallas, TX
<b>HOLD</b>	95	Nik Constantinou, 6-0, 220, Fr-1L, Melbourne, Australia

<b>KR</b>	5	Jalen Preston, 6-2, 212, So-1L, Manvel, TX
	2	Chase Lane, 6-0, 190, Fr-1L, Houston, TX
<b>PR</b>	0	Ainias Smith, 5-10, 190, So-1L, Missouri City, TX

**BOLD CAPS** -- denotes 2019 starter

# PRONUNCIATION GUIDE

Audible pronunciations available on the online roster at [12thMan.com](http://12thMan.com)

<b>DEVON ACHANE</b> .....	DUH-von ay-CHAIN
Zach <b>CALZADA</b> .....	cal-ZA-duh
Smart <b>CHIBUZO</b> .....	chi-BOO-zo
Nik <b>CONSTANTINOU</b> .....	con-stun-TEE-new
<b>DEMOND DEMAS</b> .....	DUH-mond DEE-mus
<b>FADIL</b> Diggs .....	FUH-dell
<b>TRAVON</b> Fuller .....	TRUH-von
Alan <b>GUERRIERI</b> .....	guh-RARE-e
<b>DARVON</b> Hubbard .....	DAR-von

DeMarvin <b>LEAL</b> .....	lee-AL
<b>BRAEDON</b> Mowry .....	BRAY-dun
<b>AKI OGUNBIYI</b> .....	ah-KEY oh-GOON-bee
<b>IKENNA OKEKE</b> .....	EEE-kay-nuh OH-kay-kay
R.J. <b>OREBO</b> .....	oh-REE-bo
Jake <b>PAGEL</b> .....	PAY-gul
Jalen <b>WYDERMYER</b> .....	WHY-der-meyer
<b>DYLAN</b> Wright .....	DAY-lin



# TEXAS A&M ALPHABETICAL ROSTER

NO.	PLAYER	POS.	HT	WT	CL-EXP	HOMETOWN (HIGH SCHOOL/PREVIOUS SCHOOL)
6	Achane, Devon	RB	5-9	185	Fr-HS	Missouri City, TX (Ft. Bend Marshall)
43	Baldree, Cagan	FB	6-4	250	Gr-1L	Carthage, TX (Carthage)
70	Bankhead, Josh	OL	6-5	320	Fr-HS	The Woodlands, TX (College Park)
94	Bhatia, Drake	PLK	5-7	152	Fr-HS	Houston, TX (Episcopal)
8	Blumrick, Connor	RB	6-5	215	Jr-1L	Pearland, TX (Pearland)
30	Boykin, Andrew	WR	6-1	181	Jr-1L	Austin, TX (Westlake)
31	Britz, Reinard	QB	6-3	190	So-SQ	Conroe, TX (Oak Ridge)
5	Brown III, Bobby	DL	6-4	325	Jr-2L	Arlington, TX (Lamar)
18	Brown, Kam	WR	6-1	192	Fr-1L	Colleyville, TX (Heritage)
14	Buckley, Camron	WR	6-2	190	Sr-3L	Cedar Hill, TX (Cedar Hill)
29	Bushland, Daniel	WR	6-0	190	So-SQ	Austin, TX (St. Michael's Catholic Academy)
10	Calzada, Zach	QB	6-3	205	Fr-1L	Sugar Hill, GA (Lanier)
14	Carper, Keldrick	DB	6-2	195	Gr-3L	Plain Dealing, LA (Plain Dealing)
81	Chapman, Caleb	WR	6-5	195	So-1L	Friendswood, TX (Clear Brook)
52	Chibuzo, Smart	OL	6-4	340	Fr-HS	Fresno, TX (Hightower)
40	Choate, Connor	DS	6-1	200	So-1L	Coppell, TX (Coppell)
2	Clemons, Micheal	DL	6-5	270	Gr-2L	Garland, TX (Sachse/Cisco (TX) JC)
95	Constantinou, Nik	P	6-0	220	Fr-1L	Melbourne, Australia (Penleigh & Essendon)
20	Cook, Connor	RB	6-0	215	Fr-RS	Salado, TX (Salado)
45	Cooper, Edgerrin	LB	6-2	215	Fr-HS	Covington, LA (Covington)
24	Crownover, Earnest	RB	6-1	220	So-TR	Grandview, TX (Grandview/Kilgore JC)
88	Cupp, Baylor	TE	6-6	240	Fr-RS	Brock, TX (Brock)
36	Davis, Caden	PLK	6-2	205	Fr-1L	Coppell, TX (Coppell)
1	Demas, Demond	WR	6-3	180	Fr-HS	Tomball, TX (Tomball)
10	Diggs, Fadil	DL	6-5	250	Fr-HS	East Camden, NJ (Woodrow Wilson)
29	Doyle Jr., Antonio	LB	6-3	250	Fr-HS	St. Louis, MO (Lutheran North)
15	Fisher, Logan	QB	6-1	175	Fr-HS	Brackettville, TX (Brackett)
11	Fuller, Travon	DB	6-1	180	Gr-3L	Athens, TX (Athens)
67	Gallagher, Galen	OL	6-4	300	So-SQ	Orange Grove, TX (Orange Grove)
16	George, Brian	DB	6-2	190	Jr-TR	South Bay, FL (Glades Central/Highland (KS) CC)
48	Graham, Jacob	DS	5-11	206	Fr-HS	Houston, TX (Memorial)
54	Green, Carson	OL	6-6	320	Sr-3L	Southlake, TX (Carroll)
55	Green, Kenyon	OL	6-4	325	So-1L	Humble, TX (Atascocita)
26	Groff, Jacob	WR	6-2	210	Jr-1L	San Antonio, TX (Churchill)
48	Guerrieri, Alan	P/K	5-10	190	Fr-RS	College Station, TX (College Station)
33	Hansford, Aaron	LB	6-3	245	Sr-2L	Washington, D.C. (St. John's College)
18	Harris Jr., Donell	DL	6-3	220	Fr-HS	Liberty City, FL (Gulliver Prep)
73	Hocker, Jared	OL	6-5	325	Sr-3L	North Richland Hills, TX (Birdville)
22	Hubbard, Darvon	RB	6-0	210	Fr-HS	Akron, OH (Willow Canyon)
40	Hughes, Avery	DB	6-0	177	Fr-HS	Sugar Land, TX (Ft. Bend Austin)
53	Hummel, Houston	LB	6-4	250	Fr-HS	Dallas, TX (Highland Park)
6	Hunter, Derick	DL	6-4	310	Fr-1L	Ft. Myers, FL (Dunbar)
25	Jackson, Deondre	RB	5-11	230	Fr-HS	Stone Mountain, GA (Stephenson)
16	Jackson, Kenyon	WR	6-6	195	Fr-RS	Loganville, GA (Grayson)
35	Jackson, McKinnley	DL	6-2	335	Fr-HS	Lucedale, MS (George County)
27	Johnson, Antonio	DB	6-3	190	Fr-HS	East St. Louis, IL (East St. Louis)
1	Johnson, Buddy	LB	6-2	240	Sr-3L	Dallas, TX (Kimball)
3	Johnson, Tyree	DL	6-4	240	Jr-2L	Washington, DC (St. John's College)
38	Johnston, Reed	DB	5-11	200	Jr-SQ	Plano, TX (West)
55	Jones, Adarious	DL	6-4	305	Fr-1L	Virginia Beach, VA (Bishop Sullivan)
9	Jones, Hezekiah	WR	5-11	180	Jr-2L	Stafford, TX (Stafford)
17	Jones, Jaylon	DB	6-2	205	Fr-HS	Cibola, TX (Steele)
0	Jones, Myles	DB	6-4	185	Sr-3L	Magnolia, TX (West)
13	King, Haynes	QB	6-3	200	Fr-HS	Longview, TX (Longview)
63	Kobza, Braeden	OL	5-11	276	Fr-RS	Tomball, TX (Rosehill Christian)
2	Lane, Chase	WR	6-0	190	Fr-1L	Houston, TX (St. Pius X)
8	Leal, DeMarvin	DL	6-4	290	So-1L	San Antonio, TX (Judson)
23	Lee Jr., Tarian	LB	6-2	230	Fr-RS	Tallahassee, FL (Godby)
56	Magee II, Keeath	LB	6-0	240	Gr-2L	Houston, TX (Westfield)

NO.	PLAYER	POS.	HT	WT	CL-EXP	HOMETOWN (HIGH SCHOOL/PREVIOUS SCHOOL)
39	Marek, Brady	DB	6-0	172	Jr-SQ	Keller, TX (Keller)
15	Martin, Jeremiah	DL	6-5	262	Jr-2L	San Bernadino, CA (Cajon)
25	Mason, Reese	DB	6-1	204	So-1L	Magnolia, TX (Magnolia)
75	Matthews, Luke	OL	6-4	320	So-1L	Missouri City, TX (Elkins)
51	Mawad, Joe	DL	6-2	260	Jr-SQ	Westbury, NY (St. Dominic)
77	McCollum, Ryan	OL	6-5	300	Gr-3L	Spring, TX (Klein Oak)
89	Mellenbruch, Justin	TE	6-1	225	Jr-1L	Austin, TX (Westlake)
52	Merrick, Andrew	LB	6-2	225	Fr-HS	Dallas, TX (Parish Episcopal)
11	Mond, Kellen	QB	6-3	217	Sr-3L	San Antonio, TX (IMG Academy (Fla.))
65	Moore Jr., Dan	OL	6-5	315	Sr-3L	Beaumont, TX (West Brook)
76	Morris, Chris	OL	6-4	290	Fr-HS	Memphis, TN (PURE Youth)
7	Morris, Devin	DB	6-1	200	Jr-1L	Caldwell, TX (Caldwell)
21	Moten, Josh	DB	5-11	165	Fr-HS	Waldorf, MD (National Christian Academy)
46	Mowry, Braeden	DL	6-3	240	Fr-HS	Katy, TX (Taylor)
7	Muhammad III, Moose	WR	6-1	196	Fr-HS	Charlotte, NC (Myers Park)
74	Ogunbiyi, Aki	OL	6-4	325	Fr-HS	Houston, TX (Kempner)
50	Ohlen, Kyle	OL	6-2	328	Jr-TR	Austin, TX (Bowie/Abilene Christian)
20	Okeke, Ikenna	LB	6-3	225	Gr-1L	Smyrna, TN (Smyrna)
80	Ondrusek, Tyler	TE	6-7	210	So-SQ	Houston, TX (Westbury Christian)
9	O'Neal Jr., Leon	DB	6-1	210	Jr-2L	Cypress, TX (Cypress Springs)
41	Orebo, R.I.	DL	6-7	275	Fr-1L	Dayton, TX (Dayton)
39	Pagel, Jake	DS	6-2	230	Jr-1L	Dallas, TX (Jesuit)
92	Peewy, Jayden	DL	6-6	295	Sr-3L	Bellaire, TX (Bellaire)
90	Pepin, Travis	DL	6-1	250	So-TR	Rusk, TX (Rusk/East Texas Baptist)
96	Perry, Grant	DL	6-3	228	Fr-HS	Houston, TX (Strake Jesuit)
30	Prendergast, Code	DB	6-3	194	Jr-SQ	Prosper, TX (Prosper)
5	Preston, Jalen	WR	6-2	212	So-1L	Marvel, TX (Marvel)
3	Price, Devin	WR	6-3	201	Fr-HS	College Station, TX (A&M Consolidated)
34	Raikes, Isaiah	DL	6-1	325	Fr-HS	Woodbury, NJ (St. Augustine Prep)
35	Reaves, Bladen	RB	5-10	195	Fr-RS	Bryan, TX (Pleasant Grove (Texarkana))
71	Reed, Grayson	OL	6-5	300	Jr-2L	Cypress, TX (Cypress Creek)
46	Renick, Ryan	TE	6-2	225	Gr-2L	Iola, TX (Iola/Kansas)
26	Richardson, Demani	DB	6-1	215	So-1L	Waxahachie, TX (Waxahachie)
38	Riethman, Drew	PLK	6-0	215	Gr-1L	Ft. Worth, TX (Nolan Catholic)
64	Robinson, Layden	OL	6-4	325	Fr-1L	Marvel, TX (Marvel)
99	Rogers, Josh	DL	6-5	295	Jr-2L	Houston, TX (Christian)
24	Russell Jr., Chris	LB	6-2	240	So-1L	Dyersburg, TN (Dyersburg)
21	Rutledge, McCrae	RB	5-10	212	Gr-SQ	Uvalde, TX (Uvalde)
17	Sanders, A.J.	RB	5-10	205	Sr-SQ	The Woodlands, TX (College Park)
47	Small, Seth	PLK	5-11	200	Jr-2L	Katy, TX (Katy)
0	Smith, Ainius	RB	5-10	190	So-1L	Missouri City, TX (Ft. Bend Dulles)
87	Smith, Blake	TE	6-4	266	Fr-HS	Southlake, TX (Carroll)
61	Spann, Thomas	OL	6-5	325	Jr-SQ	Mt. Pleasant, TX (Mt. Pleasant/Trinity Valley CC)
28	Spiller, Isaiah	RB	6-1	225	So-1L	Spring, TX (Klein Collins)
19	Taylor, Colton	QB	6-3	200	Gr-1L	Houston, TX (Memorial)
33	Taylor, Dylan	WR	6-4	207	Sr-SQ	Seguin, TX (Seguin/Texas State)
58	Townsend, Garrett	DS	5-11	215	Fr-RS	Houston, TX (Cypress Christian)
53	Trainer, Blake	OL	6-7	325	Fr-1L	Hallsville, TX (Hallsville)
93	Walker IV, Dallas	DL	6-3	335	Fr-HS	Nashville, TN (Smyrna)
47	West, Ethan	WR	5-10	178	Fr-RS	Houston, TX (Stratford)
12	White, Braden	LB	5-11	220	Gr-3L	Florence, AL (Florence)
32	White Jr., Andre	LB	6-3	225	So-1L	Harrisburg, PA (Harrisburg)
13	Williams, Brian	DB	6-1	210	So-1L	Dallas, TX (Bishop Dunne)
4	Wright, Dylan	WR	6-4	210	Fr-1L	Mesquite, TX (West Mesquite)
42	Wright, Max	TE	6-4	254	So-2L	Katy, TX (Katy Taylor)
85	Wydermyer, Jalen	TE	6-5	265	So-1L	Dickinson, TX (Dickinson)
4	Young, Erick	DB	6-1	205	So-1L	Richmond, TX (Ft. Bend Bush)
43	Zettler, Alex	DB	6-0	200	So-SQ	West Jordan, UT (Brighton)

Opted out of 2020 season: Jahmon Ausbon, Elijah Blades, Ke'Shun Brown, Clifford Chatman, James Foster, Anthony Hines III, Derrick Tucker

# TEXAS A&M NUMERICAL ROSTER

NO.	PLAYER	POS.	HT	WT	CL-EXP	HOMETOWN (HIGH SCHOOL/PREVIOUS SCHOOL)
0	Jones, Myles	DB	6-4	185	Sr-3L	Magnolia, TX (West)
0	Smith, Ainius	RB	5-10	190	So-1L	Missouri City, TX (Ft. Bend Dulles)
1	Demas, Demond	WR	6-3	180	Fr-HS	Tomball, TX (Tomball)
1	Johnson, Buddy	LB	6-2	240	Sr-3L	Dallas, TX (Kimball)
2	Clemons, Micheal	DL	6-5	270	Gr-2L	Garland, TX (Sachse/Cisco (TX) JC)
2	Lane, Chase	WR	6-0	190	Fr-1L	Houston, TX (St. Pius X)
3	Johnson, Tyree	DL	6-4	240	Jr-2L	Washington, DC (St. John's College)
3	Price, Devin	WR	6-3	201	Fr-HS	College Station, TX (A&M Consolidated)
4	Wright, Dylan	WR	6-4	210	Fr-1L	Mesquite, TX (West Mesquite)
4	Young, Erick	DB	6-1	205	So-1L	Richmond, TX (Ft. Bend Bush)
5	Brown III, Bobby	DL	6-4	325	Jr-2L	Arlington, TX (Lamar)
5	Preston, Jalen	WR	6-2	212	So-1L	Marvel, TX (Marvel)
6	Achane, Devon	RB	5-9	185	Fr-HS	Missouri City, TX (Ft. Bend Marshall)
6	Hunter, Derick	DL	6-4	310	Fr-1L	Ft. Myers, FL (Dunbar)
7	Morris, Devin	DB	6-1	200	Jr-1L	Caldwell, TX (Caldwell)
7	Muhammad III, Moose	WR	6-1	196	Fr-HS	Charlotte, NC (Myers Park)
8	Blumrick, Connor	RB	6-5	215	Jr-1L	Pearland, TX (Pearland)
8	Leal, DeMarvin	DL	6-4	290	So-1L	San Antonio, TX (Judson)
9	Jones, Hezekiah	WR	5-11	180	Jr-2L	Stafford, TX (Stafford)
9	O'Neal Jr., Leon	DB	6-1	210	Jr-2L	Cypress, TX (Cypress Springs)
10	Calzada, Zach	QB	6-3	205	Fr-1L	Sugar Hill, GA (Lanier)
10	Diggs, Fadil	DL	6-5	250	Fr-HS	East Camden, NJ (Woodrow Wilson)
11	Fuller, Travon	DB	6-1	180	Gr-3L	Athens, TX (Athens)
11	Mond, Kellen	QB	6-3	217	Sr-3L	San Antonio, TX (IMG Academy (Fla.))
12	White, Braden	LB	5-11	220	Gr-3L	Florence, AL (Florence)
13	King, Haynes	QB	6-3	200	Fr-HS	Longview, TX (Longview)
13	Williams, Brian	DB	6-1	210	So-1L	Dallas, TX (Bishop Dunne)
14	Buckley, Camron	WR	6-2	190	Sr-3L	Cedar Hill, TX (Cedar Hill)
14	Carper, Keldrick	DB	6-2	195	Gr-3L	Plain Dealing, LA (Plain Dealing)
15	Fisher, Logan	QB	6-1	175	Fr-HS	Brackettville, TX (Brackett)
15	Martin, Jeremiah	DL	6-5	262	Jr-2L	San Bernardino, CA (Cajon)
16	George, Brian	DB	6-2	190	Jr-TR	South Bay, FL (Glades Central/Highland (KS) CC)
16	Jackson, Keryon	WR	6-6	195	Fr-RS	Loganville, GA (Grayson)
17	Jones, Jaylon	DB	6-2	205	Fr-HS	Cibola, TX (Steele)
17	Sanders, A.J.	RB	5-10	205	Sr-SQ	The Woodlands, TX (College Park)
18	Brown, Kam	WR	6-1	192	Fr-1L	Colleyville, TX (Heritage)
18	Harris Jr., Donell	DL	6-3	220	Fr-HS	Liberty City, FL (Gulliver Prep)
19	Taylor, Colton	QB	6-3	200	Gr-1L	Houston, TX (Memorial)
20	Cook, Connor	RB	6-0	215	Fr-RS	Salado, TX (Salado)
20	Okeke, Ikenna	LB	6-3	225	Gr-1L	Smyrna, TN (Smyrna)
21	Moten, Josh	DB	5-11	165	Fr-HS	Waldorf, MD (National Christian Academy)
21	Rutledge, McCrae	RB	5-10	212	Gr-SQ	Uvalde, TX (Uvalde)
22	Hubbard, Darvon	RB	6-0	210	Fr-HS	Akron, OH (Willow Canyon)
23	Lee Jr., Tarian	LB	6-2	230	Fr-RS	Tallahassee, FL (Godby)
24	Crownover, Earnest	RB	6-1	220	So-TR	Grandview, TX (Grandview/Kilgore JC)
24	Russell Jr., Chris	LB	6-2	240	So-1L	Dyersburg, TN (Dyersburg)
25	Jackson, Deondre	RB	5-11	230	Fr-HS	Stone Mountain, GA (Stephenson)
25	Mason, Reese	DB	6-1	204	So-1L	Magnolia, TX (Magnolia)
26	Groff, Jacob	WR	6-2	210	Jr-1L	San Antonio, TX (Churchill)
26	Richardson, Demani	DB	6-1	215	So-1L	Waxahachie, TX (Waxahachie)
27	Johnson, Antonio	DB	6-3	190	Fr-HS	East St. Louis, IL (East St. Louis)
28	Spiller, Isaiah	RB	6-1	225	So-1L	Spring, TX (Klein Collins)
29	Bushland, Daniel	WR	6-0	190	So-SQ	Austin, TX (St. Michael's Catholic Academy)
29	Doyle Jr., Antonio	LB	6-3	250	Fr-HS	St. Louis, MO (Lutheran North)
30	Boykin, Andrew	WR	6-1	181	Jr-1L	Austin, TX (Westlake)
30	Prendergast, Cade	DB	6-3	194	Jr-SQ	Prosper, TX (Prosper)
31	Britz, Reinard	QB	6-3	190	So-SQ	Conroe, TX (Oak Ridge)
32	White Jr., Andre	LB	6-3	225	So-1L	Harrisburg, PA (Harrisburg)
33	Hansford, Aaron	LB	6-3	245	Sr-2L	Washington, D.C. (St. John's College)

NO.	PLAYER	POS.	HT	WT	CL-EXP	HOMETOWN (HIGH SCHOOL/PREVIOUS SCHOOL)
33	Taylor, Dylan	WR	6-4	207	Sr-SQ	Seguin, TX (Seguin/Texas State)
34	Raikes, Isaiah	DL	6-1	325	Fr-HS	Woodbury, NJ (St. Augustine Prep)
35	Jackson, McKinley	DL	6-2	335	Fr-HS	Lucedale, MS (George County)
35	Reaves, Bladen	RB	5-10	195	Fr-RS	Bryan, TX (Pleasant Grove (Texarkana))
36	Davis, Caden	PLK	6-2	205	Fr-1L	Coppell, TX (Coppell)
38	Johnston, Reed	DB	5-11	200	Jr-SQ	Plano, TX (West)
38	Riethman, Drew	PLK	6-0	215	Gr-1L	Ft. Worth, TX (Nolan Catholic)
39	Marek, Brady	DB	6-0	172	Jr-SQ	Keller, TX (Keller)
39	Page, Jake	DS	6-2	230	Jr-1L	Dallas, TX (Jesusuit)
40	Choate, Connor	DS	6-1	200	So-1L	Coppell, TX (Coppell)
40	Hughes, Avery	DB	6-0	177	Fr-HS	Sugar Land, TX (Ft. Bend Austin)
41	Orebo, R.I.	DL	6-7	275	Fr-1L	Dayton, TX (Dayton)
42	Wright, Max	TE	6-4	254	So-2L	Katy, TX (Katy Taylor)
43	Baldree, Cagan	FB	6-4	250	Gr-1L	Carthage, TX (Carthage)
43	Zettler, Alex	DB	6-0	200	So-SQ	West Jordan, UT (Brighton)
45	Cooper, Edgerrin	LB	6-2	215	Fr-HS	Covington, LA (Covington)
46	Mowry, Braedon	DL	6-3	240	Fr-HS	Katy, TX (Taylor)
46	Renick, Ryan	TE	6-2	225	Gr-2L	Iola, TX (Iola/Kansas)
47	Small, Seth	PLK	5-11	200	Jr-2L	Katy, TX (Katy)
47	West, Ethan	WR	5-10	178	Fr-RS	Houston, TX (Stratford)
48	Graham, Jacob	DS	5-11	206	Fr-HS	Houston, TX (Memorial)
48	Guerrieri, Alan	P/K	5-10	190	Fr-RS	College Station, TX (College Station)
50	Ohlen, Kyle	OL	6-2	328	Jr-TR	Austin, TX (Bowie/Abilene Christian)
51	Mawad, Joe	DL	6-2	260	Jr-SQ	Westbury, NY (St. Dominic)
52	Chibuzo, Smart	OL	6-4	340	Fr-HS	Fresno, TX (Hightower)
52	Merrick, Andrew	LB	6-2	225	Fr-HS	Dallas, TX (Parish Episcopal)
53	Hummel, Houston	LB	6-4	250	Fr-HS	Dallas, TX (Highland Park)
53	Trainor, Blake	OL	6-7	325	Fr-1L	Hallsville, TX (Hallsville)
54	Green, Carson	OL	6-6	320	Sr-3L	Southlake, TX (Carroll)
55	Green, Kenyon	OL	6-4	325	So-1L	Humble, TX (Atascocita)
55	Jones, Adarious	DL	6-4	305	Fr-1L	Virginia Beach, VA (Bishop Sullivan)
56	Magee II, Keeath	LB	6-0	240	Gr-2L	Houston, TX (Westfield)
58	Townsend, Garrett	DS	5-11	215	Fr-RS	Houston, TX (Cypress Christian)
61	Spann, Thomas	OL	6-5	325	Jr-SQ	Mt. Pleasant, TX (Mt. Pleasant/Trinity Valley CC)
63	Kobza, Braeden	OL	5-11	276	Fr-RS	Tomball, TX (Rosehill Christian)
64	Robinson, Layden	OL	6-4	325	Fr-1L	Marvel, TX (Marvel)
65	Moore Jr., Dan	OL	6-5	315	Sr-3L	Beaumont, TX (West Brook)
67	Gallagher, Galen	OL	6-4	300	So-SQ	Orange Grove, TX (Orange Grove)
70	Bankhead, Josh	OL	6-5	320	Fr-HS	The Woodlands, TX (College Park)
71	Reed, Grayson	OL	6-5	300	Jr-2L	Cypress, TX (Cypress Creek)
73	Hocker, Jared	OL	6-5	325	Sr-3L	North Richland Hills, TX (Birdville)
74	Ogunbiyi, Aki	OL	6-4	325	Fr-HS	Houston, TX (Kempner)
75	Matthews, Luke	OL	6-4	320	So-1L	Missouri City, TX (Elkins)
76	Morris, Chris	OL	6-4	290	Fr-HS	Memphis, TN (PURE Youth)
77	McCullum, Ryan	OL	6-5	300	Gr-3L	Spring, TX (Klein Oak)
80	Ondrusek, Tyler	TE	6-7	210	So-SQ	Houston, TX (Westbury Christian)
81	Chapman, Caleb	WR	6-5	195	So-1L	Friendswood, TX (Clear Brook)
85	Wydermyer, Jalen	TE	6-5	265	So-1L	Dickinson, TX (Dickinson)
87	Smith, Blake	TE	6-4	266	Fr-HS	Southlake, TX (Carroll)
88	Cupp, Baylor	TE	6-6	240	Fr-RS	Brock, TX (Brock)
89	Mellenbruch, Justin	TE	6-1	225	Jr-1L	Austin, TX (Westlake)
90	Pepin, Travis	DL	6-1	250	So-TR	Rusk, TX (Rusk/East Texas Baptist)
92	Peewy, Jayden	DL	6-6	295	Sr-3L	Bellaire, TX (Bellaire)
93	Walker IV, Dallas	DL	6-3	335	Fr-HS	Nashville, TN (Smyrna)
94	Bhatia, Drake	PLK	5-7	152	Fr-HS	Houston, TX (Episcopal)
95	Constantinou, Nik	P	6-0	220	Fr-1L	Melbourne, Australia (Penleigh & Essendon)
96	Perry, Grant	DL	6-3	228	Fr-HS	Houston, TX (Strake Jesuit)
99	Rogers, Josh	DL	6-5	295	Jr-2L	Houston, TX (Christian)

Opted out of 2020 season: Jahmon Ausbon, Elijah Blades, Ke'Shun Brown, Clifford Chattman, James Foster, Anthony Hines III, Derrick Tucker

# LAST 10 SINGLE-GAME PERFORMANCES

## 10-OR-MORE TACKLES GAME

PLAYER	DATE	OPP.	TACKLES
Buddy Johnson	Oct. 31, 2020	Arkansas	12
Buddy Johnson	Oct. 17, 2020	@ Mississippi State	12
Buddy Johnson	Oct. 10, 2020	Florida	11
Aaron Hansford	Sept. 26, 2020	Vanderbilt	11
Buddy Johnson	Sept. 26, 2020	Vanderbilt	11
Anthony Hines III	Nov. 30, 2019	LSU	12
Buddy Johnson	Oct. 19, 2019	Ole Miss	10
Buddy Johnson	Oct. 12, 2019	Alabama	11
Demani Richardson	Oct. 12, 2019	Alabama	11
Clifford Chattman	Oct. 12, 2019	Alabama	10

## 300-YARD PASSING GAME

PLAYER	DATE	OPP.	PASS YDS
Kellen Mond	Oct. 10, 2020	Florida	338
Kellen Mond	Oct. 3, 2020	@ Alabama	318
Kellen Mond	Sept. 21, 2019	Auburn	335
Kellen Mond	Sept. 14, 2019	Lamar	317
Kellen Mond	Oct. 13, 2018	@ South Carolina	353
Kellen Mond	Sept. 8, 2018	Clemson	430
Nick Starkel	Dec. 29, 2017	N Wake Forest	499
Nick Starkel	Nov. 11, 2017	New Mexico	416
Kellen Mond	Sept. 16, 2017	Louisiana	301
Trevor Knight	Dec. 28, 2016	N Kansas State	310

## 100-YARD RUSHING GAME

PLAYER	DATE	OPP.	RUSH YDS
Isaiah Spiller	Nov. 7, 2020	@ South Carolina	131
Isaiah Spiller	Oct. 17, 2020	@ Mississippi State	114
Isaiah Spiller	Oct. 10, 2020	Florida	174
Isaiah Spiller	Sept. 26, 2020	Vanderbilt	117
Kellen Mond	Dec. 27, 2019	N Oklahoma State	117
Cordarrian Richardson	Nov. 16, 2019	South Carolina	130
Isaiah Spiller	Nov. 16, 2019	South Carolina	129
Isaiah Spiller	Nov. 2, 2019	UTSA	217
Isaiah Spiller	Sept. 14, 2019	Lamar	116
Isaiah Spiller	Aug. 29, 2019	Texas State	106
Jashaun Corbin	Aug. 29, 2019	Texas State	103

## 100-YARD RECEIVING GAME

PLAYER	DATE	OPP.	REC YDS
Caleb Chapman	Oct. 10, 2020	Florida	151
Ainias Smith	Oct. 3, 2020	@ Alabama	123
Jhamon Ausbon	Sept. 21, 2019	Auburn	111
Jhamon Ausbon	Sept. 14, 2019	Lamar	109
Quartney Davis	Nov. 24, 2018	LSU	101
Jace Sternberger	Oct. 13, 2018	@ South Carolina	145
Quartney Davis	Oct. 13, 2018	@ South Carolina	127
Kendrick Rogers	Sept. 8, 2018	Clemson	120
Christian Kirk	Dec. 29, 2017	N Wake Forest	189
Jhamon Ausbon	Dec. 29, 2017	N Wake Forest	112

## 10 OR MORE RECEPTIONS GAME

PLAYER	DATE	OPP.	REC
Christian Kirk	Dec. 29, 2017	N Wake Forest	13
Jhamon Ausbon	Dec. 29, 2017	N Wake Forest	12
Josh Reynolds	Dec. 28, 2016	N Kansas State	12
Christian Kirk	Oct. 1, 2016	@ South Carolina	12
Christian Kirk	Dec. 30, 2015	N Louisville	10
Josh Reynolds	Dec. 30, 2015	N Louisville	11
Speedy Noil	Oct. 11, 2014	Ole Miss	11
Ricky Seals-Jones	Oct. 4, 2014	@ Mississippi State	10
Malcome Kennedy	Aug. 28, 2014	@ South Carolina	14
Mike Evans	Oct. 19, 2013	Auburn	11

## 200-YARD ALL-PURPOSE GAME

PLAYER	DATE	OPP.	A-P YDS
Isaiah Spiller	Nov. 2, 2019	UTSA	224
Trayveon Williams	Dec. 31, 2018	N NC State	241
Trayveon Williams	Nov. 10, 2018	Ole Miss	243
Trayveon Williams	Oct. 6, 2018	Kentucky	210
Trayveon Williams	Aug. 30, 2018	Northwestern State	242
Christian Kirk	Dec. 29, 2017	N Wake Forest	219
Christian Kirk	Nov. 11, 2017	New Mexico	210
Trayveon Williams	Nov. 4, 2017	Auburn	233
Christian Kirk	Sept. 23, 2017	N Arkansas	246
Trayveon Williams	Sept. 3, 2017	UCLA	203



# INDIVIDUAL 2020 SEASON & CAREER HIGHS

## OFFENSE

### #18 - Kam Brown

2, 2x, last at Alabama ..... **Rec.** ..... 2, 3x, last at Alabama, 2020  
 26 vs. Vanderbilt ..... **Rec. Yds** ..... 26 vs. Vanderbilt, 2020  
 n/a ..... **Rec. TDs** ..... n/a  
 15 vs. Vanderbilt ..... **Long Play** ..... 20 vs. UTSA, 2019

### #9 - Hezekiah Jones

5 vs. Arkansas ..... **Rec.** ..... 5, 2x, last vs. Arkansas, 2020  
 47 vs. Arkansas ..... **Rec. Yds** ..... 51 at Miss. St., 2018  
 n/a ..... **Rec. TDs** ..... n/a  
 15 vs. Arkansas ..... **Long Play** ..... 18 at Miss. St., 2018

### #2 - Chase Lane

..... **Rec.** ..... 6 at Alabama, 2020  
 ..... **Rec. Yds** ..... 70 at Miss. State, 2020  
 ..... **Rec. TDs** ..... 1, 2x, last at Miss. State, 2020  
 ..... **Long Play** ..... 51 at Miss. State, 2020

### #5 - Jalen Preston

4 vs. Vanderbilt ..... **Rec.** ..... 4 vs. Vanderbilt, 2020  
 39 vs. Vanderbilt ..... **Rec. Yds** ..... 39 vs. Vanderbilt, 2020  
 n/a ..... **Rec. TDs** ..... n/a  
 21 vs. Vanderbilt ..... **Long Play** ..... 21 vs. Vanderbilt, 2020

### #46 - Ryan Renick

1 at Alabama ..... **Rec.** ..... 1, 5x, last at Alabama, 2020  
 17 at Alabama ..... **Rec. Yds** ..... 19 vs. Lamar, 2019  
 1 at Alabama ..... **Rec. TDs** ..... 1 at Alabama, 2020  
 17 at Alabama ..... **Long Play** ..... 19 vs. Lamar, 2020

### #85 - Jalen Wydermyer

8 at Alabama ..... **Rec.** ..... 8 at Alabama, 2020  
 92 vs. Arkansas ..... **Rec. Yds** ..... 92 vs. Arkansas, 2020  
 2, 2x, last at S. Carolina ..... **Rec. TDs** 2, 3x, last at S. Carolina, 2020  
 32 vs. Arkansas ..... **Long Play** ..... 52 vs. Miss. St., 2019

### #6 - Devon Achane

..... **Rec.** ..... 2 at South Carolina, 2020  
 ..... **Rec. Yds** .. 70 at South Carolina, 2020  
 ..... **Rec. TDs** ..... 1 at South Carolina, 2020  
 ..... **Long Play** .. 52 at South Carolina, 2020  
 ..... **Rush** ..... 13 at South Carolina, 2020  
 ..... **Rush Yds** .. 65 at South Carolina, 2020  
 ..... **Rush TDs** .. 1, 2x, last at S. Carolina, 2020  
 ..... **Long Play** ..... 30 vs. Arkansas, 2020

### #0 - Ainius Smith

6, 2x, last vs. Arkansas ..... **Rec.** ..... 6, 3x, last vs. Arkansas, 2020  
 123 at Alabama ..... **Rec. Yds** ..... 123 at Alabama, 2020  
 2 at Alabama ..... **Rec. TDs** ..... 2 at Alabama, 2020  
 47 at Alabama ..... **Long Play** ..... 47 at Alabama, 2020  
 10, 2x, last at Miss. St. .... **Rushes** .. 10, 2x, last at Miss. State, 2020  
 52 at Miss. State ..... **Rush Yds** ..... 54 vs. Oklahoma St., 2019  
 1, 2x, last vs. Arkansas .. **Rush TD** 1, 2x, last vs. Arkansas, 2020  
 25 vs. Vanderbilt ..... **Long Play** ..... 25 vs. Vanderbilt, 2020

### #28 - Isaiah Spiller

27 vs. Florida ..... **Rushes** ..... 27 vs. Florida, 2020  
 174 vs. Florida ..... **Rush Yds** ..... 217 vs. UTSA, 2019  
 2, 2x, last at Miss. State. .... **Rush TD** ..... 3 vs. UTSA, 2019  
 57 vs. Vanderbilt ..... **Long Play** ..... 85 vs. Texas State, 2019

### #11 - Kellen Mond

25, 2x, last vs. Florida ..... **Comp** ..... 31 vs. Auburn, 2019  
 44 at Alabama ..... **Att.** ..... 49, 2x, last vs. Auburn, 2019  
 338 vs. Florida ..... **Pass. Yds** ..... 430 vs. Clemson, 2018  
 4 at South Carolina ..... **Pass. TDs** ..... 6 vs. LSU, 2018  
 52 at South Carolina ..... **Long Pass** ..... 81 vs. Louisiana, 2017  
 8 at Alabama ..... **Rushes** ..... 20 vs. LSU, 2018  
 34 at South Carolina ..... **Rush Yds** ..... 117 vs. Ok. State, 2019  
 15 at South Carolina ..... **Long Rush** ..... 79 vs. Arkansas, 2017  
 1 at South Carolina ..... **Rush TD** ..... 2, 2x, last vs. Miss. St., 2019

### #13 - Haynes King

..... **Comp** .. 1, 2x, last at S. Carolina, 2020  
 ..... **Att.** ..... 3 at Alabama, 2020  
 ..... **Pass. Yds** 42 at South Carolina, 2020  
 ..... **Long Pass** 42 at South Carolina, 2020  
 ..... **Pass TD** ..... 1 at South Carolina, 2020  
 ..... **Rushes** ..... 5 at Alabama, 2020  
 ..... **Rush Yds** ..... 43 at Alabama, 2020  
 ..... **Long Rush** ..... 22 at Alabama, 2020  
 ..... **Rush TD** ..... n/a

## DEFENSE

### #5 - Bobby Brown III

3, 5x, last at S. Carolina ..... **Tackles** ..... 4 vs. Auburn, 2019  
 2.0 at South Carolina ..... **TFL** ..... 2.0 at South Carolina, 2020  
 1.0, 2x, last vs. Arkansas. .... **Sacks** 1.0, 2x, last vs. Arkansas, 2020  
 1 vs. Vanderbilt ..... **QBH** ..... 2 vs. UTSA, 2019  
 n/a ..... **Block** ..... 1 vs. Lamar, 2019

### #14 - Keldrick Carper

5 vs. Arkansas ..... **Tackles** ..... 10 vs. Arkansas, 2019  
 1.0 at South Carolina ..... **TFL** ..... 1.5 vs. Auburn, 2019  
 n/a ..... **Sacks** ..... 1.0 vs. UTSA, 2019  
 1 vs. Vanderbilt ..... **PBU** ..... 2 vs. Northwestern St., 2018  
 1 at South Carolina ..... **INT** ..... 1 at South Carolina, 2020

### #2 - Micheal Clemons

4 vs. Vanderbilt ..... **Tackles** .. 6, 2x, last vs. Arkansas, 2019  
 1.5, 2x, last vs. Arkansas ... **TFL** .. 1.5, 2x, last vs. Arkansas, 2020  
 1.5 vs. Vanderbilt ..... **Sacks** ..... 1.5 vs. Vanderbilt, 2020  
 1 at Alabama ..... **QBH** ..... 3 vs. South Carolina, 2019

### #11 - Travon Fuller

..... **Tackles** .. 3, 2x, last vs. Texas St., 2019  
 ..... **TFL** ..... 1.0 vs. Lamar, 2019  
 ..... **PBU** ..... 1 at Ole Miss, 2019

### #33 - Aaron Hansford

11 vs. Vanderbilt ..... **Tackles** ..... 11 vs. Vanderbilt, 2020  
 1.5 at South Carolina ..... **TFL** ..... 1.5 at South Carolina, 2020  
 1.0, 2x, last at S. Carolina. .... **Sacks** 1.0, 4x, last at S. Carolina, 2020  
 1 at Miss. State ..... **QBH** .. 1, 4x, last at Miss. State, 2020  
 n/a ..... **PBU** ..... 1, 2x, last vs. Miss. St., 2019

### #6 - Derick Hunter

..... **Tackles** ..... 3 at Alabama, 2020  
 ..... **TFL** ..... 1.0 at Alabama, 2020

### #35 - McKinley Jackson

..... **Tackles** 2, 3x, last vs. Arkansas, 2020  
 ..... **TFL** 0.5, 2x, last at S. Carolina, 2020  
 ..... **Sacks** ..... 0.5 vs. Vanderbilt, 2020  
 ..... **QBH** .. 1, 2x, last at Miss. State, 2020  
 ..... **PBU** ..... 2 at Miss. State, 2020

### #27 - Antonio Johnson

..... **Tackles** 4, 2x, last vs. Arkansas, 2020  
 ..... **TFL** ..... 0.5 at Miss. State, 2020

### #1 - Buddy Johnson

12, 2x, last vs. Arkansas. .... **Tackles** .. 12, 2x, last vs. Arkansas, 2020  
 2.0 vs. Arkansas ..... **TFL** ..... 2.5 vs. Arkansas, 2019  
 1.0, 2x, last vs. Arkansas. .... **Sacks** .. 1.0, 4x, last vs. Arkansas, 2020  
 n/a ..... **QBH** ..... 1, 3x, last vs. UTSA, 2019  
 1 vs. Florida ..... **FF** ..... 1, 2x, last vs. Florida, 2020  
 2 at Miss. State ..... **PBU** ..... 2 at Miss. State, 2020

### #3 - Tyree Johnson

3, 2x, last at S. Carolina ..... **Tackles** ..... 8 at Ole Miss, 2019  
 1.0, 2x, last at S. Carolina. .... **TFL** .. 2.0, 3x, last vs. Ok. State, 2019  
 1.0 vs. Arkansas ..... **Sacks** .. 2.0 vs. Oklahoma State, 2019  
 1 vs. Arkansas ..... **QBH** .. 1, 8x, last vs. Arkansas, 2020  
 n/a ..... **FF** ..... 1 vs. UAB, 2018

### #16 - Jaylon Jones

..... **Tackles** ..... 6 vs. Vanderbilt, 2020  
 ..... **PBU** ..... 2 at South Carolina, 2020

### #0 - Myles Jones

7 vs. Arkansas ..... **Tackles** ..... 9, vs Wake Forest, 2017  
 1.0, 2x, last vs. Arkansas ... **TFL** .. 1.0, 5x, last vs. Arkansas, 2020  
 1 at Miss. State ..... **INT** ..... 2 vs. Texas State, 2019  
 2 vs. Arkansas ..... **PBU** ..... 3 vs. New Mexico, 2017  
 n/a ..... **FF** ..... 1, 2x, last vs. Miss. St., 2019

### #8 - DeMarvin Leal

7 vs. Vanderbilt ..... **Tackles** ..... 7 vs. Vanderbilt, 2020  
 2.0 vs. Vanderbilt ..... **TFL** .. 2.0, 2x, last vs. Vanderbilt, 2020  
 1.0 at Miss. State ..... **Sacks** 1.0, 2x, last at Miss. State, 2020  
 3 at Miss. State ..... **QBH** ..... 3 at Miss. State, 2020  
 1 at Alabama ..... **INT** ..... 1 at Alabama, 2020  
 1, 2x, last at S. Carolina ... **PBU** .. 1, 3x, last at S. Carolina, 2020

### #15 - Jeremiah Martin

1 vs. Vanderbilt ..... **Tackles** ... 2, 2x, last vs. Miss. St., 2019  
 n/a ..... **TFL** .. 1.0, 3x, last vs. Ok. State, 2019  
 n/a ..... **QBH** ..... 2 vs. Lamar, 2019

### #7 - Devin Morris

6 at Miss. State ..... **Tackles** ..... 6 at Miss. State, 2020  
 1.0, 2x, last at S. Carolina. .... **TFL** .. 1.0, 5x, last at S. Carolina, 2020  
 n/a ..... **Sacks** ..... 1.0, 2x, last at LSU, 2019  
 1, 3x, last at S. Carolina ... **PBU** .. 1, 4x, last at S. Carolina, 2020  
 n/a ..... **INT** ..... 1 vs. Miss. St., 2019

### #9 - Leon O'Neal, Jr.

7 vs. Vanderbilt ..... **Tackles** ..... 7 vs. Vanderbilt, 2020  
 2.0 vs. Vanderbilt ..... **TFL** ..... 2.0 vs. Vanderbilt, 2020  
 1 vs. Arkansas ..... **PBU** ..... 1, 5x, last vs. Arkansas, 2020  
 1 at South Carolina ..... **INT** ..... 1, 3x, last at S. Carolina, 2020  
 n/a ..... **QBH** ..... 2 at Ole Miss, 2019

### #92 - Jayden Peevy

5, 3x, last at Miss. State ... **Tackles** ..... 6 vs. New Mexico, 2017  
 2.0 at South Carolina ..... **TFL** ..... 2.0 at South Carolina, 2020  
 n/a ..... **Sacks** .. 1.0, 4x, last vs. Miss. St., 2019  
 1, 2x, last vs. Florida ..... **QBH** ..... 1, 7x, last vs. Florida, 2020  
 1 at Miss. State ..... **FR** ..... 1 at Miss. State, 2020  
 n/a ..... **Block** ..... 2 vs. UAB, 2018

### #26 - Demani Richardson

8 vs. Florida ..... **Tackles** ..... 11 vs. Alabama, 2019  
 1.0 vs. Vanderbilt ..... **TFL** ..... 2.0 vs. Oklahoma State, 2019  
 1 vs. Florida ..... **PBU** ..... 1, 3x, last vs. Florida, 2020  
 1 vs. Vanderbilt ..... **INT** ..... 1, 2x, last vs. Vanderbilt, 2020  
 n/a ..... **FF** ..... 1 vs. Miss. State, 2019

### #24 - Chris Russell Jr.

..... **Tackles** ..... 2 at Miss. State, 2020  
 ..... **Block** ..... 1 at Miss. State, 2020

### #32 - Andre White Jr.

6 at Alabama ..... **Tackles** ..... 6 at Alabama, 2020  
 0.5, 2x, last at S. Carolina. .... **TFL** ..... 1.0, 2x, last vs. USC, 2019  
 n/a ..... **Sacks** ..... 1.0 vs. USC, 2019  
 1 vs. Vanderbilt ..... **QBH** .. 1, 2x, last vs. Vanderbilt, 2020  
 1 vs. Vanderbilt ..... **PBU** ..... 1 vs. Vanderbilt, 2020

### #58 - Braden White

..... **Tackles** ..... 4 vs. New Mexico, 2017  
 ..... **QBH** ..... 1 vs. Lamar, 2019

### #13 - Brian Williams

4 at Miss. State ..... **Tackles** ..... 4 at Miss. State, 2020  
 1.0 at Miss. State ..... **TFL** ..... 1.0 at Miss. State, 2020  
 1.0 at Miss. State ..... **Sack** ..... 1.0 at Miss. State, 2020

### #4 - Erick Young

3 vs. Vanderbilt ..... **Tackles** ..... 3 vs. Vanderbilt, 2020  
 n/a ..... **TFL** ..... 0.5 vs. UTSA, 2019  
 n/a ..... **INT** ..... 1 vs. UTSA, 2019

## SPECIAL TEAMS

### #47 - Seth Small

..... **FG Made** ..... 4 at S. Carolina, 2018  
 ..... **Long FG** 52, 2x, last at S. Carolina, 2018

### #0 - Ainius Smith

..... **Punt Returns** 4, 2x, last vs. S Carolina, 2019  
 ..... **Return Yds** ..... 65 at Ole Miss, 2019  
 ..... **Long Return** ..... 34 at Ole Miss, 2019  
 ..... **KO Returns** ..... 3 vs. Miss. St., 2019  
 ..... **Return Yds** ..... 49 vs. Miss. St., 2019  
 ..... **Long Return** ..... 31 vs. Arkansas, 2019



# 11 KELLEN MOND

QB | SR-3L | SAN ANTONIO, TEXAS [IMG ACADEMY (FLA.)]

- Senior QB Kellen Mond holds the all-time record at Texas A&M in career total offense, passing touchdowns, passing yards, completions and attempts, while also sitting in second on the all-time career touchdowns responsible for and QB victories lists.
- Mond became the 12th player in SEC history to surpass the 10,000 total yards mark and has been climbing the league's all-time career lists, ranking in the top 20 in passing yards and top 15 in TDs responsible for.
- Mond is on the verge of becoming just the third quarterback in SEC history to throw for over 9,000 yards and rush for over 1,000 more in their careers ... The only players in SEC history to do so are Florida's Tim Tebow and Mississippi State's Dak Prescott.
- Mond is among the winningest quarterbacks in Texas A&M history, boasting a 27-13 career record ... the win over Arkansas gave his sole possession of second all-time at A&M.
- Mond is the only player in school history to tally over 10,000 yards of total offense, and joined Johnny Manziel as the only Aggies in program history to throw for over 7,000 yards and rush for over 1,000 yards.
- Mond has rushed and passed for a touchdown in the same game 16 times in his career, which leads all SEC quarterbacks, most recently doing so in the 48-3 win at South Carolina, throwing for a career regulation-best four touchdowns and adding one himself on the ground.
- In the win over Arkansas this season, Mond went 21-for-26, good for a career-best 80.8 completion percentage ... He has thrown for 70-percent-or-better eight times in his career.
- Mond has surpassed the 300-passing yard mark seven times in his career, most recently with 338 against Florida this season... Only Jerrod Johnson (12), Johnny Manziel (10) have tallied more 300-yard games.
- Mond garnered a number of preseason accolades as he was named to the Davey O'Brien Award, Maxwell Award, Wuerffel Trophy and Manning Award Watch Lists prior to his final season.
- In the offseason, Mond was selected to represent student-athletes, Texas A&M Athletics and members of the student body on Texas A&M President Michael K. Young's Commission on Diversity, Equity and Inclusion.
- As a high schooler, Mond set the IMG Academy season records in 2016 for passing touchdowns and rushing touchdowns as a senior ... He passed for 1,936 yards and 20 TDs and rushed for 775 yards and 18 scores.

## MOND GAME-BY-GAME

### 2017

Opponent	Rushing				C-A-I	Passing			Total OFF TDR	
	No.	Yds.	TD	LG		Yds.	TD	LG		
S3 at UCLA	15	54	0	16	3-17-0	27	0	15	81	0
S9 Nicholls (W1)	3	-10	0	4	12-21-0	105	1	27	95	1
S16 Louisiana (W2)	7	4	1	7	21-34-1	301	3	76	305	4
S23 vs. Arkansas (W3)	10	109	0	79	14-27-1	216	2	81	325	2
S30 South Carolina (W4)	16	95	0	19	19-27-0	159	0	26	254	0
O7 Alabama (L1)	14	14	1	20	19-29-1	237	1	39	251	2
O14 at Florida (W5)	15	52	1	18	8-24-1	180	0	42	232	1
O28 Mississippi St. (L2)	6	32	0	33	8-26-2	56	0	18	88	0
N4 Auburn (L3)	2	-3	0	2	5-11-0	16	0	9	14	0
N11 New Mexico	1	-7	0	0	8-11-0	78	1	41	71	1
N18 at Ole Miss									DNP	
N25 at LSU									DNP	
D29 vs. Wake Forest	0	0	0	-	0-0-0	0	0	-	0	0
<b>2017 Total (QB1: 5-3)</b>	<b>89</b>	<b>340</b>	<b>3</b>	<b>79</b>	<b>117-227-6</b>	<b>1,375</b>	<b>8</b>	<b>81</b>	<b>1,715</b>	<b>11</b>

### 2018

Opponent	Rushing				C-A-I	Passing			Total OFF TDR	
	No.	Yds.	TD	LG		Yds.	TD	LG		
A30 Northwestern St. (W6)	6	3	1	9	17-25-0	184	2	34	187	3
S8 Clemson (L4)	10	33	0	23	23-40-0	430	3	69	463	3
S15 ULM (W7)	9	67	2	23	16-24-0	210	1	25	277	3
S22 at Alabama (L5)	18	98	1	54	16-33-2	196	1	26	294	2
S29 vs. Arkansas (W8)	11	14	0	12	17-26-2	201	0	26	215	0
O6 Kentucky (W9)	16	15	0	16	18-29-1	226	2	46	241	2
O13 at South Carolina (W10)	13	25	0	15	25-37-0	353	1	53	378	1
O27 at Mississippi St. (L6)	9	2	0	8	23-46-1	232	1	38	234	1
N3 at Auburn (L7)	18	31	0	17	16-32-1	220	1	42	251	1
N10 Ole Miss (W11)	8	19	1	16	19-28-1	236	3	31	255	4
N17 UAB (W12)	6	38	0	29	11-20-0	192	2	37	230	2
N24 LSU (W13)	20	42	1	21	23-49-0	287	6	36	329	7
D31 vs. NC State (W14)	5	85	1	62	14-26-1	140	1	30	225	2
<b>2018 Total (QB1: 8-5)</b>	<b>149</b>	<b>544</b>	<b>7</b>	<b>62</b>	<b>238-415-9</b>	<b>3,107</b>	<b>24</b>	<b>69</b>	<b>3,365</b>	<b>31</b>

### 2019

Opponent	Rushing				C-A-I	Passing			Total OFF TDR	
	No.	Yds.	TD	LG		Yds.	TD	LG		
A29 Texas St. (W15)	5	25	1	9	19-27-1	194	3	40	219	4
S7 at Clemson (L8)	5	1	0	6	24-42-1	236	1	20	237	1
S14 Lamar (W16)	4	25	1	12	20-28-1	317	1	37	342	2
S21 Auburn (L9)	9	26	0	17	31-49-0	335	2	41	361	2
S28 vs. Arkansas (W17)	14	33	0	18	23-35-1	251	3	30	284	3
O12 Alabama (L10)	16	90	1	36	24-42-0	264	2	31	354	3
O19 at Ole Miss (W18)	15	76	0	22	16-28-2	172	1	29	248	1
O26 Mississippi St. (W19)	9	76	2	25	17-23-0	234	3	52	310	2
N2 UTSA (W20)	6	1	1	9	16-21-0	211	1	35	212	2
N16 South Carolina (W21)	10	47	1	24	20-33-0	221	1	31	268	2
N23 at Georgia (L11)	9	-9	0	9	25-42-0	275	1	24	266	1
N30 at LSU (L12)	12	-8	0	18	10-30-3	92	0	45	84	0
D27 vs. Oklahoma St. (W22)	12	117	1	67	13-19-0	95	1	28	212	2
<b>2019 Total (QB1: 8-5)</b>	<b>126</b>	<b>500</b>	<b>8</b>	<b>67</b>	<b>258-419-9</b>	<b>2897</b>	<b>20</b>	<b>52</b>	<b>3,397</b>	<b>28</b>

### 2020

Opponent	Rushing				C-A-I	Passing			Total OFF TDR	
	No.	Yds.	TD	LG		Yds.	TD	LG		
S26 Vanderbilt (W23)	7	18	0	13	17-28-0	189	1	26	207	1
O3 at Alabama (L13)	8	19	0	8	25-44-1	318	3	47	337	3
O10 Florida (W24)	6	8	0	6	25-35-0	338	3	51	346	3
O17 at Mississippi St. (W25)	1	1	0	1	13-23-1	139	2	51	140	2
O31 Arkansas (W26)	6	32	0	14	21-26-0	260	3	35	292	2
N7 at South Carolina (W27)	6	34	1	15	16-26-0	224	4	52	258	5
N28 LSU ()										
D5 at Auburn ()										
D12 at Tennessee ()										
TBD Ole Miss ()										
<b>2020 Total (QB1: 5-1)</b>	<b>34</b>	<b>112</b>	<b>1</b>	<b>15</b>	<b>117-182-2</b>	<b>1,468</b>	<b>16</b>	<b>52</b>	<b>1,580</b>	<b>17</b>
<b>Career (QB1: 27-13)</b>	<b>398</b>	<b>1,426</b>	<b>19</b>	<b>79</b>	<b>730-1243-26</b>	<b>8,847</b>	<b>68</b>	<b>81</b>	<b>10,273</b>	<b>87</b>



# BUDDY JOHNSON

LB | SR-3L | DALLAS, TEXAS (KIMBALL)

- Senior LB Buddy Johnson has led the Aggie defense in five of the team's six games this season and has made double-digit tackles in four of those outings.
- He has made double-digit tackles in a game six times in his career.
- At Mississippi State, A&M's defense went to work, tallying 6.0 sacks and only allowed -2 rushing yards ... Johnson filled out the stat sheet with 12 tackles, two breakups, a sack and a forced fumble.
- Prior to his final season, Johnson was named to the Butkus Award and Nagurski Award Watch Lists.
- Johnson was one of the most consistent performers on the A&M defense in 2019 ... He led the A&M defense with 77 tackles and was top three on the team in tackles for loss with 9.5 on the year.
- Last season, Johnson picked up a fumble forced by Justin Madubiike in the third quarter of the Ole Miss game and returned it 62 yards for a touchdown, marking A&M's longest fumble returned for a TD since the 2004 season.
- He was named SEC Defensive Player of the week for his outstanding play at Ole Miss ... He was the only Aggie to earn a conference weekly honor last season.
- He played in 11 games as a sophomore, making three starts.

## JOHNSON GAME-BY-GAME

### 2017

Opponent	Tackles				Sack-Yds.	Fumble				
	T	AT	TOT	TFL-Yds		FF	FR	Yds.	QBH	PBU
S3 at UCLA	1	0	1	0.0-0	0.0-0	0	0	0	0	0
S9 Nicholls	0	0	0	0.0-0	0.0-0	0	0	0	0	0
S16 Louisiana	0	0	0	0.0-0	0.0-0	0	0	0	0	0
S23 vs. Arkansas	1	1	2	0.0-0	0.0-0	0	0	0	2	0
S30 South Carolina	0	0	0	0.0-0	0.0-0	0	0	0	0	0
O7 Alabama	0	1	1	0.0-0	0.0-0	0	0	0	0	0
O14 at Florida	0	2	2	0.0-0	0.0-0	0	0	0	1	0
O28 Mississippi St.	0	0	0	0.0-0	0.0-0	0	0	0	0	0
N4 Auburn	2	0	2	0.0-0	0.0-0	0	0	0	0	0
N11 New Mexico	1	1	2	0.0-0	0.0-0	0	0	0	0	0
N18 at Ole Miss	DNP									
N25 at LSU	3	6	9	1.5-3	1.0-3	0	0	0	0	0
D29 vs. Wake Forest	1	0	1	0.0-0	0.0-0	0	0	0	0	0
<b>2017 Total</b>	<b>9</b>	<b>11</b>	<b>20</b>	<b>1.5-3</b>	<b>1.0-3</b>	<b>0</b>	<b>0</b>	<b>0</b>	<b>3</b>	<b>0</b>

### 2018

Opponent	Tackles				Sack-Yds.	Fumble				
	T	AT	TOT	TFL-Yds		FF	FR	Yds.	QBH	PBU
A30 Northwestern St.	3	1	4	1.0-1	0.0-0	0	0	0	0	0
S8 Clemson	DNP									
S15 ULM	0	1	1	0.5-1	0.0-0	0	0	0	0	0
S22 at Alabama	1	0	1	1.0-1	0.0-0	0	0	0	0	0
S29 vs. Arkansas	0	0	0	0.0-0	0.0-0	0	0	0	0	0
O6 Kentucky	0	1	1	0.0-0	0.0-0	0	0	0	0	0
O13 at South Carolina	0	0	0	0.0-0	0.0-0	0	0	0	0	0
O27 at Mississippi St.	1	6	7	0.5-2	0.0-0	0	0	0	0	0
N3 at Auburn	2	1	3	1.5-10	0.5-2	0	0	0	0	0
N10 Ole Miss	0	1	1	0.0-0	0.0-0	0	0	0	0	0
N17 UAB	0	1	1	0.0-0	0.0-0	0	0	0	0	0
N24 LSU	0	1	1	0.0-0	0.0-0	0	1	0	0	0
D31 vs. NC State	3	4	7	0.5-1	0.0-0	0	0	0	0	0
<b>2018 Total</b>	<b>10</b>	<b>17</b>	<b>27</b>	<b>5.0-16</b>	<b>0.5-2</b>	<b>0</b>	<b>1</b>	<b>0</b>	<b>0</b>	<b>0</b>

### 2019

Opponent	Tackles				Sack-Yds.	Fumble				
	T	AT	TOT	TFL-Yds		FF	FR	Yds.	QBH	PBU
A29 Texas St.	5	2	7	1.5-2	0.0-0	0	0	0	0	0
S7 at Clemson	2	3	5	1.0-6	0.0-0	0	0	0	0	0
S14 Lamar	0	2	2	0.0-0	0.0-0	0	0	0	0	0
S21 Auburn	0	6	6	0.5-2	0.0-0	0	0	0	1	0
S28 vs. Arkansas	2	5	7	2.5-11	1.0-10	0	0	0	1	1
O12 Alabama	8	3	11	1.0-1	0.0-0	0	0	0	0	0
O19 at Ole Miss	5	5	10	1.0-1	0.0-0	0	1	62	0	0
O26 Mississippi St.	3	3	6	0.5-0	0.0-0	0	0	0	0	0
N2 UTSA	3	1	4	0.0-0	0.0-0	0	0	0	1	0
N16 South Carolina	5	1	6	0.0-0	0.0-0	1	0	0	0	0
N23 at Georgia	3	0	3	1.0-1	0.0-0	0	0	0	0	0
N30 at LSU	0	4	4	1.0-1	0.0-0	0	0	0	0	0
D27 vs. Oklahoma St.	2	4	6	0.5-1	0.0-0	0	0	0	0	0
<b>2019 Total</b>	<b>38</b>	<b>39</b>	<b>77</b>	<b>9.5-25</b>	<b>1.0-10</b>	<b>1</b>	<b>1</b>	<b>62</b>	<b>3</b>	<b>1</b>

### 2020

Opponent	Tackles				Sack-Yds.	Fumble				
	T	AT	TOT	TFL-Yds		FF	FR	Yds.	QBH	PBU
S26 Vanderbilt	4	7	11	0.0-0	0.0-0	0	0	0	0	0
O3 at Alabama	6	2	8	0.0-0	0.0-0	0	0	0	0	0
O10 Florida	5	6	11	1.0-1	0.0-0	1	0	0	0	0
O17 at Mississippi St.	2	10	12	1.0-10	1.0-10	1	0	0	0	2
O31 Arkansas	7	5	12	2.0-4	1.0-1	0	0	0	0	0
N7 at South Carolina	1	2	3	0.0-0	0.0-0	0	0	0	0	0
N28 LSU										
D5 at Auburn										
D12 at Tennessee										
TBD Ole Miss										
<b>2020 Total</b>	<b>25</b>	<b>32</b>	<b>57</b>	<b>4.0-15</b>	<b>2.0-11</b>	<b>2</b>	<b>0</b>	<b>0</b>	<b>0</b>	<b>2</b>
<b>Career</b>	<b>82</b>	<b>99</b>	<b>181</b>	<b>20.0-59</b>	<b>4.5-26</b>	<b>3</b>	<b>2</b>	<b>62</b>	<b>6</b>	<b>3</b>

# 2020 TEXAS A&M FOOTBALL STATISTICS

## SCHEDULE / RESULTS / RECORD BREAKDOWN

Date	Opponent	Score	Overall	SEC	Start	Time	Temp	Attend
Sat Sep 26	* Vanderbilt	W 17-12	1-0	1-0	6:30 PM	3:08	88°	24,073
Sat Oct 3	* at 2/2 Alabama	L 24-52	1-1	1-1	2:30 PM	3:18	73°	19,424
Sat Oct 10	* 4/3 Florida	W 41-38	2-1	2-1	11:00 AM	3:22	72°	24,709
Sat Oct 17	* at Mississippi State	W 28-14	3-1	3-1	3:00 PM	3:05	68°	13,142
Sat Oct 31	* Arkansas	W 42-31	4-1	4-1	6:30 PM	3:22	70°	27,114
Sat Nov 7	* at South Carolina	W 48-3	5-1	5-1	6:00 PM	3:04	72°	16,655
Sat Nov 28	* LSU							
Sat Dec 5	* at Auburn							
Sat Dec 12	* at Tennessee							
TBD	* Ole Miss							

\* - SEC Game  
Rankings reflected as AP/USA Today ranking at time of the game

### 2020 UNDER SEASON FISHER

Overall.....	5-1.....	22-10
Home .....	3-0 .....	14-3
Away .....	2-1.....	4-7
Neutral.....	0-0 .....	4-0
SEC.....	5-1.....	14-8
Non-Conference .....	0-0 .....	8-2
Overtime.....	0-0 .....	2-0
Day .....	2-1.....	8-7
Night .....	3-0 .....	14-3
Televised .....	5-1.....	22-10
Non-Televised.....	0-0 .....	0-0
vs Top 25.....	1-1.....	5-8
vs Top 15.....	1-1.....	3-8
vs Top 10 .....	1-1.....	2-8
vs Top 5 .....	1-1.....	1-7
Scores First.....	2-0 .....	16-4
Opponent Scores First .....	3-1.....	6-6
Leading after 1st Qtr.....	4-0 .....	16-0
Trailing after 1st Qtr.....	1-1.....	4-9
Tied after 1st Qtr .....	0-0 .....	2-1
Leading at Half .....	4-0 .....	18-2
Trailing at Half .....	1-1.....	2-8
Tied at Half .....	0-0 .....	2-0
Leading after 3rd Qtr.....	4-0 .....	16-1
Trailing after 3rd Qtr.....	1-1.....	2-9
Tied after 3rd Qtr .....	0-0 .....	4-0
Wins Coin Toss.....	3-0 .....	10-4
Loses Coin Toss.....	2-1.....	11-7
Natural Grass.....	5-1.....	19-10
Artificial Surface.....	0-0 .....	3-0

## TEAM STATISTICS

	A&M	OPPONENT
<b>SCORING</b> .....	<b>200</b>	<b>150</b>
Points Per Game .....	33.3	25.0
<b>FIRST DOWNS</b> .....	<b>142</b>	<b>114</b>
Rushing .....	66	35
Passing.....	67	66
Penalty .....	9	13
<b>RUSHING YARDAGE</b> .....	<b>1135</b>	<b>574</b>
Yards gained rushing.....	1188	718
Yards lost rushing.....	53	144
Rushing Attempts .....	210	177
Average Per Rush.....	5.4	3.2
Average Per Game.....	189.2	95.7
TDs Rushing.....	10	4
<b>PASSING YARDAGE</b> .....	<b>1527</b>	<b>1455</b>
Comp-Att-Int .....	119-187-3	128-188-6
Average Per Pass .....	8.2	7.7
Average Per Catch.....	12.8	11.4
Average Per Game.....	254.5	242.5
TDs Passing .....	17	13
<b>TOTAL OFFENSE</b> .....	<b>2662</b>	<b>2029</b>
Total Plays .....	397	365
Average Per Play .....	6.7	5.6
Average Per Game.....	443.7	338.2
<b>KICK RETURNS: #-Yards</b> .....	3-30 (10.0)	4-69 (17.2)
<b>PUNT RETURNS: #-Yards</b> .....	12-83 (6.9)	2-5 (2.5)
<b>INT RETURNS: #-Yards</b> .....	6-91	3-107
<b>FUMBLES-LOST</b> .....	7-4	4-2
<b>PENALTIES-Yards</b> .....	36-340	23-188
Average Per Game.....	56.7	31.3
<b>PUNTS-Yards</b> .....	16-686	24-938
Average Per Punt .....	42.9	39.1
<b>TIME OF POSSESSION/Game</b> .....	33:22	26:38
<b>3RD-DOWN Conversions</b> .....	49-79 (62%)	31-76 (41%)
<b>4TH-DOWN Conversions</b> .....	2-6 (33%)	5-7 (71%)
<b>SACKS BY-Yards</b> .....	16-101	2-8
<b>FIELD GOALS-ATTEMPTS</b> .....	4-5	5-9
<b>ON-SIDE KICKS</b> .....	0-0	0-1
<b>RED-ZONE SCORES</b> .....	(23-26) 88%	(15-16) 94%
<b>RED-ZONE TOUCHDOWNS</b> .....	(19-26) 73%	(12-16) 75%
<b>PAT-ATTEMPTS</b> .....	(26-27) 96%	(19-19) 100%
<b>ATTENDANCE AVG</b> .....	25,299	16,273

## SCORE BY QUARTERS

	1st	2nd	3rd	4th	OT	Total
<b>Texas A&amp;M</b>	42	59	58	41	-	<b>200</b>
<b>Opponents</b>	38	37	31	44	-	<b>150</b>



# TEXAS A&M GAME-BY-GAME STATISTICS

## OFFENSE

	Date	Opponent	RUSHING			RECEIVING				PASSING			KICK RETURNS			PUNT RETURNS				tot off			
			No.	Yds	TD	Lg	No.	Yds	TD	Lg	C-A-I	Yds	TD	Lg	No	Yds	TD	Lg	No		Yds	TD	Lg
SEPT	26	Vanderbilt	27	183	1	57	17	189	1	26	17-28-0	189	1	26	1	7	0	7	2	2	0	2	372
OCT	3	at Alabama	30	115	0	22	26	335	3	47	26-47-2	335	3	47	0	0	0	0	0	0	0	0	450
	10	Florida	38	205	2	23	25	338	3	51	25-36-0	338	3	51	1	3	0	3	0	0	0	0	543
	17	at Mississippi State	34	186	2	26	13	139	2	51	13-23-1	139	2	51	0	0	0	0	4	55	0	22	325
	31	Arkansas	36	182	3	30	21	260	3	35	21-26-0	260	3	35	1	20	0	20	3	23	0	11	442
NOV	7	at South Carolina	45	264	2	52	17	266	5	52	17-27-0	266	5	52	0	0	0	0	3	3	0	7	530
	28	LSU																					
DEC	5	at Auburn																					
	12	at Tennessee																					
	TBD	Ole Miss																					
		<b>TEXAS A&amp;M</b>	<b>210</b>	<b>1135</b>	<b>10</b>	<b>57</b>	<b>119</b>	<b>1527</b>	<b>17</b>	<b>52</b>	<b>119-187-3</b>	<b>1527</b>	<b>17</b>	<b>52</b>	<b>3</b>	<b>30</b>	<b>0</b>	<b>20</b>	<b>12</b>	<b>83</b>	<b>0</b>	<b>22</b>	<b>2662</b>
		<b>OPPONENTS</b>	<b>177</b>	<b>574</b>	<b>4</b>	<b>28</b>	<b>128</b>	<b>1455</b>	<b>13</b>	<b>87</b>	<b>128-188-6</b>	<b>1455</b>	<b>13</b>	<b>87</b>	<b>4</b>	<b>69</b>	<b>0</b>	<b>19</b>	<b>2</b>	<b>5</b>	<b>0</b>	<b>11</b>	<b>2029</b>

## DEFENSE

	Date	Opponent	TACKLES			SACKS		FUMBLES			QBH	Pass Brk	Blkd Kick	Kicks Att-Mad	2-Pt Conv		Saf	Pts
			Solo	Ast	Total	TFL-Yds	No-Yds	FF	FR-Yds	Int-Yds					Run	Rcv		
SEPT	26	Vanderbilt	32	50	82	10.0-37	2.0-18	0	0-0	2-35	3	4	0	2-2	0	0	0	17
OCT	3	at Alabama	32	18	50	3.0-15	1.0-4	0	0-0	1-43	1	2	0	3-3	0	0	0	24
	10	Florida	28	30	58	2.0-7	1.0-6	1	1-2	0-0	3	3	0	5-5	0	0	0	41
	17	at Mississippi State	24	50	74	8.0-54	6.0-47	1	1-19	1-0	5	5	1	4-4	0	0	0	28
	31	Arkansas	41	30	71	7.0-26	4.0-18	0	0-0	0-0	2	4	0	6-6	0	0	0	42
NOV	7	at South Carolina	33	12	45	10.0-24	2.0-8	0	0-0	2-13	1	4	0	7-6	0	0	0	48
	28	LSU																
DEC	5	at Auburn																
	12	at Tennessee																
	TBD	Ole Miss																
		<b>TEXAS A&amp;M</b>	<b>190</b>	<b>190</b>	<b>380</b>	<b>40.0-163</b>	<b>16.0-101</b>	<b>2</b>	<b>2-21</b>	<b>6-91</b>	<b>15</b>	<b>22</b>	<b>1</b>	<b>27-26</b>	<b>0</b>	<b>0</b>	<b>0</b>	<b>200</b>
		<b>OPPONENTS</b>	<b>205</b>	<b>188</b>	<b>393</b>	<b>21.0-41</b>	<b>1.0-2</b>	<b>5</b>	<b>4-12</b>	<b>3-107</b>	<b>18</b>	<b>21</b>	<b>0</b>	<b>19-19</b>	<b>0</b>	<b>0</b>	<b>1</b>	<b>150</b>

## SPECIAL TEAMS

	Date	Opponent	No	Yds	Avg	PUNTING				FIELD GOALS				KICKOFFS					
						Long	Blkd	TB	FC	50+	I20	Att-Made	Lg	Blkd	No	Yds	Avg	TB	OB
SEPT	26	Vanderbilt	2	90	45.0	53	0	0	0	1	0	1-1	24	0	5	331	66.2	3	0
OCT	3	at Alabama	2	79	39.5	47	0	0	1	0	0	2-1	29	0	5	325	65.0	5	0
	10	Florida	1	36	36.0	36	0	0	0	0	1	2-2	26	0	6	390	65.0	6	0
	17	at Mississippi State	5	217	43.4	54	0	1	3	1	2	0-0	0	0	5	325	65.0	5	0
	31	Arkansas	4	166	41.5	43	0	0	3	0	1	0-0	0	0	7	455	65.0	7	0
NOV	7	at South Carolina	2	98	49.0	49	0	0	1	0	1	0-0	0	0	8	512	64.0	6	0
	28	LSU																	
DEC	5	at Auburn																	
	12	at Tennessee																	
	TBD	Ole Miss																	
		<b>TEXAS A&amp;M</b>	<b>16</b>	<b>686</b>	<b>42.9</b>	<b>54</b>	<b>0</b>	<b>1</b>	<b>8</b>	<b>2</b>	<b>5</b>	<b>5-4</b>	<b>29</b>	<b>0</b>	<b>36</b>	<b>2338</b>	<b>64.9</b>	<b>32</b>	<b>0</b>
		<b>OPPONENTS</b>	<b>24</b>	<b>938</b>	<b>39.1</b>	<b>54</b>	<b>1</b>	<b>3</b>	<b>5</b>	<b>4</b>	<b>3</b>	<b>9-5</b>	<b>53</b>	<b>0</b>	<b>29</b>	<b>1586</b>	<b>54.7</b>	<b>15</b>	<b>0</b>

## RED ZONE

	Date	Opponent	Score	Times In RZ	Times Scored	Pts	Total TDs	Rush TDs	Pass TDs	FGs Made	FGA	Failed to score inside Red Zone				
												Downs	Int	Fumb	Half	Game
SEPT	26	Vanderbilt	W 17-12	2	2	10	1	0	1	1	0	0	0	0	0	0
OCT	3	at Alabama	L 24-52	5	3	17	2	0	2	1	1	0	1	0	0	0
	10	Florida	W 41-38	6	6	34	4	2	2	2	0	0	0	0	0	0
	17	at Mississippi State	W 28-14	4	3	21	3	2	1	0	0	0	0	0	1	0
	31	ARKANSAS	W 42-31	4	4	28	4	2	2	0	0	0	0	0	0	0
NOV	7	at South Carolina	W 48-3	5	5	34	5	2	3	0	0	0	0	0	0	0
	28	LSU														
DEC	5	at Auburn														
	12	at Tennessee														
	TBD	Ole Miss														
		<b>TEXAS A&amp;M – 23 OF 26 (88.5%)</b>		<b>26</b>	<b>23</b>	<b>144</b>	<b>19</b>	<b>8</b>	<b>11</b>	<b>4</b>	<b>1</b>	<b>0</b>	<b>1</b>	<b>0</b>	<b>1</b>	<b>0</b>
		<b>OPPONENTS – 15 OF 16 (93.8%)</b>		<b>16</b>	<b>15</b>	<b>93</b>	<b>12</b>	<b>4</b>	<b>8</b>	<b>3</b>	<b>0</b>	<b>0</b>	<b>1</b>	<b>0</b>	<b>0</b>	<b>0</b>

# OPPONENT GAME-BY-GAME STATISTICS

## OFFENSE

Date	Opponent	No.	RUSHING				RECEIVING				PASSING				KICK RETURNS				PUNT RETURNS				tot off
			Yds	TD	Lg	No.	Yds	TD	Lg	C-A-I	Yds	TD	Lg	No	Yds	TD	Lg	No	Yds	TD	Lg		
SEPT	26 Vanderbilt	38	105	0	21	20	150	1	27	20-29-2	150	1	27	2	36	0	18	0	0	0	0	255	
OCT	3 at Alabama	28	109	2	16	20	435	4	87	20-27-1	435	4	87	0	0	0	0	1	11	0	11	544	
	10 Florida	24	90	1	11	23	312	4	39	23-32-0	312	4	39	0	0	0	0	0	0	0	0	402	
	17 at Mississippi State	20	-2	0	8	30	219	1	32	30-40-1	219	1	32	0	0	0	0	0	0	0	0	217	
	31 Arkansas	42	222	1	28	23	239	3	36	23-32-0	239	3	36	0	0	0	0	0	0	0	0	461	
NOV	7 at South Carolina	25	50	0	28	12	100	0	24	12-28-2	100	0	24	2	33	0	19	1	-6	0	0	150	
	28 LSU																						
DEC	5 at Auburn																						
	12 at Tennessee																						
	TBD Ole Miss																						
	<b>OPPONENTS</b>	<b>177</b>	<b>574</b>	<b>4</b>	<b>28</b>	<b>128</b>	<b>1455</b>	<b>13</b>	<b>87</b>	<b>128-188-6</b>	<b>1455</b>	<b>13</b>	<b>87</b>	<b>4</b>	<b>69</b>	<b>0</b>	<b>19</b>	<b>2</b>	<b>5</b>	<b>0</b>	<b>11</b>	<b>2029</b>	
	<b>TEXAS A&amp;M</b>	<b>210</b>	<b>1135</b>	<b>10</b>	<b>57</b>	<b>119</b>	<b>1527</b>	<b>17</b>	<b>52</b>	<b>119-187-3</b>	<b>1527</b>	<b>17</b>	<b>52</b>	<b>3</b>	<b>30</b>	<b>0</b>	<b>20</b>	<b>12</b>	<b>83</b>	<b>0</b>	<b>22</b>	<b>2662</b>	

## DEFENSE

Date	Opponent	Solo	TACKLES			SACKS		FUMBLES			QBH	Pass Brk	Blkd Kick	Kicks Att-Mad	2-Pt Conv		Saf	Pts
			Ast	Total	TFL-Yds	No-Yds	FF	FR-Yds	Int-Yds	Run					Rcv			
SEPT	26 Vanderbilt	27	22	49	3.0-10	1.0-2	3	3-8	0-0	2	3	0	1-1	0	0	1	12	
OCT	3 at Alabama	41	18	59	5.0-11	0.0-0	0	0-0	2-47	8	4	0	7-7	0	0	0	52	
	10 Florida	36	42	78	5.0-8	0.0-0	2	1-4	0-0	4	5	0	5-5	0	0	0	38	
	17 at Mississippi State	15	62	77	1.0-1	0.0-0	0	0-0	1-60	2	3	0	2-2	0	0	0	14	
	31 Arkansas	36	30	66	6.0-10	0.0-0	0	0-0	0-0	0	2	0	4-4	0	0	0	31	
NOV	7 at South Carolina	50	14	64	1.0-1	0.0-0	0	0-0	0-0	2	4	0	0-0	0	0	0	3	
	28 LSU																	
DEC	5 at Auburn																	
	12 at Tennessee																	
	TBD Ole Miss																	
	<b>OPPONENTS</b>	<b>205</b>	<b>188</b>	<b>393</b>	<b>21.0-41</b>	<b>1.0-2</b>	<b>5</b>	<b>4-12</b>	<b>3-107</b>	<b>18</b>	<b>21</b>	<b>0</b>	<b>19-19</b>	<b>0</b>	<b>0</b>	<b>1</b>	<b>150</b>	
	<b>TEXAS A&amp;M</b>	<b>190</b>	<b>190</b>	<b>380</b>	<b>40.0-163</b>	<b>16.0-101</b>	<b>2</b>	<b>2-21</b>	<b>6-91</b>	<b>15</b>	<b>22</b>	<b>1</b>	<b>27-26</b>	<b>0</b>	<b>0</b>	<b>0</b>	<b>200</b>	

## SPECIAL TEAMS

Date	Opponent	No	Yds	Avg	PUNTING				FIELD GOALS				KICKOFFS					
					Long	Blkd	TB	FC	50+	I20	Att-Made	Lg	Blkd	No	Yds	Avg	TB	OB
SEPT	26 Vanderbilt	6	246	41.0	52	0	1	3	2	1	2-1	33	0	3	195	65.0	2	0
OCT	3 at Alabama	2	66	33.0	40	0	0	1	0	0	1-1	27	0	9	410	45.6	2	0
	10 Florida	1	36	36.0	36	0	0	0	0	0	1-1	53	0	7	387	55.3	4	0
	17 at Mississippi State	7	254	36.3	54	1	2	0	1	0	0-0	0	0	3	195	65.0	3	0
	31 Arkansas	3	130	43.3	51	0	0	0	1	1	3-1	34	0	5	319	63.8	4	0
NOV	7 at South Carolina	5	206	41.2	48	0	0	1	0	1	2-1	48	0	2	80	40.0	0	0
	28 LSU																	
DEC	5 at Auburn																	
	12 at Tennessee																	
	TBD Ole Miss																	
	<b>OPPONENTS</b>	<b>24</b>	<b>938</b>	<b>39.1</b>	<b>54</b>	<b>1</b>	<b>3</b>	<b>5</b>	<b>4</b>	<b>3</b>	<b>9-5</b>	<b>53</b>	<b>0</b>	<b>29</b>	<b>1586</b>	<b>54.7</b>	<b>15</b>	<b>0</b>
	<b>TEXAS A&amp;M</b>	<b>16</b>	<b>686</b>	<b>42.9</b>	<b>54</b>	<b>0</b>	<b>1</b>	<b>8</b>	<b>2</b>	<b>5</b>	<b>5-4</b>	<b>29</b>	<b>0</b>	<b>36</b>	<b>2338</b>	<b>64.9</b>	<b>32</b>	<b>0</b>

## RED ZONE

Date	Opponent	Score	Times In RZ	Times Scored	Pts	Total TDs	Rush TDs	Pass TDs	FGs Made	Failed to score inside Red Zone					
										FGA	Downs	Int	Fumb	Half	Game
SEPT	26 Vanderbilt	W 17-12	3	2	10	1	0	1	1	0	0	1	0	0	0
OCT	3 at Alabama	L 24-52	4	4	24	3	2	1	1	0	0	0	0	0	0
	10 Florida	W 41-38	4	4	28	4	1	3	0	0	0	0	0	0	0
	17 at Mississippi State	W 28-14	0	0	0	0	0	0	0	0	0	0	0	0	0
	31 ARKANSAS	W 42-31	5	5	31	4	1	3	1	0	0	0	0	0	0
NOV	7 at South Carolina	W 48-3	0	0	0	0	0	0	0	0	0	0	0	0	0
	28 LSU														
DEC	5 at Auburn														
	12 at Tennessee														
	TBD Ole Miss														
	<b>TEXAS A&amp;M – 23 OF 26 (88.5%)</b>		<b>26</b>	<b>23</b>	<b>144</b>	<b>19</b>	<b>8</b>	<b>11</b>	<b>4</b>	<b>1</b>	<b>0</b>	<b>1</b>	<b>0</b>	<b>1</b>	<b>0</b>
	<b>OPPONENTS – 15 OF 16 (93.8%)</b>		<b>16</b>	<b>15</b>	<b>93</b>	<b>12</b>	<b>4</b>	<b>8</b>	<b>3</b>	<b>0</b>	<b>0</b>	<b>1</b>	<b>0</b>	<b>0</b>	<b>0</b>

# TEAM COMPARISON GAME-BY-GAME

	Date	Opponent	Score	FIRST DOWNS			Pen	RUSHING Number-Yards	PASSING		TOTAL OFFENSE Plays-Yards	Return Yds	Turnovers
				Total	Rush	Pass			Comp-Att-Int	Yards			
SEPT	26	Vanderbilt	17-12	17/17	7/6	8/9	2/2	27-183/38-105	17-28-0/20-29-2	189/150	55-372/67-255	44/44	3/2
OCT	3	at Alabama	24-52	25/22	8/6	16/14	1/2	30-115/28-109	26-47-2/20-27-1	335/435	77-450/55-544	43/58	2/1
	10	Florida	41-38	32/22	13/5	17/14	2/3	38-205/24-90	25-36-0/23-32-0	338/312	74-543/56-402	5/4	1/1
	17	at Mississippi State	28-14	17/15	13/5	4/9	0/1	34-186/20-2	13-23-1/30-40-1	139/219	57-325/60-217	74/60	1/2
	31	Arkansas	42-31	25/29	9/12	12/13	4/4	36-182/42-222	21-26-0/23-32-0	260/239	62-442/74-461	43/0	0/0
NOV	7	at South Carolina	48-3	26/9	16/1	10/7	0/1	45-264/25-50	17-27-0/12-28-2	266/100	72-530/53-150	16/27	0/2
	28	LSU											
DEC	5	at Auburn											
	12	at Tennessee											
	TBD	Ole Miss											
<b>TOTALS</b>			<b>200-150</b>	<b>142/114</b>	<b>66/35</b>	<b>67/66</b>	<b>9/13</b>	<b>210-1135/177-574</b>	<b>119-187-3/128-188-6</b>	<b>1527/1455</b>	<b>397-2662/365-2029</b>	<b>225/193</b>	<b>7/8</b>

	Date	Opponent	3rd Down Conversions	4th Down Conversions	Time of Possession	TOP Margin	Avg Yds/Rush	Avg Yds/Pass	Avg Yds/Play	Punting Number-Avg	Penalties Number-Yards
OCT	3	at Alabama	10-17/5-10	0-2/0-0	37:42/22:18	15:24	3.8/3.9	7.1/16.1	5.8/9.9	2-39.5/2-33.0	7-58/6-40
	10	Florida	12-15/6-9	1-1/1-1	34:37/25:23	9:14	5.4/3.8	9.4/9.8	7.3/7.2	1-36.0/1-36.0	5-67/5-32
	17	at Mississippi State	4-10/7-15	0-0/0-0	30:32/29:28	1:04	5.5/-0.1	6.0/5.5	5.7/3.6	5-43.4/7-36.3	5-40/3-25
	31	Arkansas	7-11/3-11	0-0/1-2	32:59/27:01	5:58	5.1/5.3	10.0/7.5	7.1/6.2	4-41.5/3-43.3	9-100/5-51
NOV	7	at South Carolina	12-16/3-14	1-2/2-3	38:21/21:39	16:42	5.9/2.0	9.9/3.6	7.4/2.8	2-49.0/5-41.2	2-25/1-5
	28	LSU									
DEC	5	at Auburn									
	12	at Tennessee									
	TBD	Ole Miss									
<b>TOTALS</b>			<b>49-79/31-76</b>	<b>2-6/5-7</b>	<b>200:12/159:48</b>	<b>40:24</b>	<b>5.4/3.2</b>	<b>8.2/7.7</b>	<b>6.7/5.6</b>	<b>16-42.9/24-39.1</b>	<b>340/188</b>

numbers formatted in team/opponent format

# TEXAS A&M INDIVIDUAL STATISTICS

## RUSHING

	GP	Att	Gain	Loss	Net	Avg	TD	Long	Avg/G
28 Isaiah Spiller	6	103	661	18	643	6.2	5	57	107.2
0 Ainius Smith	6	34	194	7	187	5.5	2	25	31.2
6 Devon Achane	4	21	125	1	124	5.9	2	30	31.0
11 Kellen Mond	6	34	132	20	112	3.3	1	15	18.7
13 Haynes King	2	6	43	0	43	7.2	0	22	21.5
24 Earnest Crowner	4	3	16	0	16	5.3	0	9	4.0
25 Deondre Jackson	1	2	15	0	15	7.5	0	9	15.0
22 Darvon Hubbard	1	1	2	0	2	2.0	0	2	2.0
TEAM	5	6	0	7	-7	-1.2	0	0	-1.4
<b>TOTAL</b>	<b>6</b>	<b>210</b>	<b>1188</b>	<b>53</b>	<b>1135</b>	<b>5.4</b>	<b>10</b>	<b>57</b>	<b>189.2</b>
<b>OPPONENTS</b>	<b>6</b>	<b>177</b>	<b>718</b>	<b>144</b>	<b>574</b>	<b>3.2</b>	<b>4</b>	<b>28</b>	<b>95.7</b>

## RECEIVING

	GP	No.	Yds	Avg	TD	Long	Avg/G
85 Jalen Wydermyer	6	28	311	11.1	4	32	51.8
0 Ainius Smith	6	26	312	12.0	5	47	52.0
2 Chase Lane	6	23	311	13.5	2	51	51.8
81 Caleb Chapman	3	14	197	14.1	3	51	65.7
9 Hezekiah Jones	2	7	59	8.4	0	15	29.5
28 Isaiah Spiller	6	6	87	14.5	0	36	14.5
5 Jalen Preston	6	6	66	11.0	0	21	11.0
18 Kam Brown	6	5	55	11.0	0	15	9.2
6 Devon Achane	4	2	70	35.0	1	52	17.5
42 Max Wright	3	1	42	42.0	1	42	14.0
46 Ryan Renick	6	1	17	17.0	1	17	2.8
<b>TOTAL</b>	<b>6</b>	<b>119</b>	<b>1527</b>	<b>12.8</b>	<b>17</b>	<b>52</b>	<b>254.5</b>
<b>OPPONENTS</b>	<b>6</b>	<b>128</b>	<b>1455</b>	<b>11.4</b>	<b>13</b>	<b>87</b>	<b>242.5</b>

## PASSING

	GP	Effic	Comp-Att-Int	Pct	Yds	TD	Lng	Avg/G
11 Kellen Mond	6	158.85	117-182-2	64.3	1468	16	52	244.7
13 Haynes King	2	206.40	2-4-1	50.0	59	1	42	29.5
TEAM	5	0.00	0-1-0	0.0	0	0	0	0.0
<b>TOTAL</b>	<b>6</b>	<b>159.02</b>	<b>119-187-3</b>	<b>63.6</b>	<b>1527</b>	<b>17</b>	<b>52</b>	<b>254.5</b>
<b>OPPONENTS</b>	<b>6</b>	<b>149.53</b>	<b>128-188-6</b>	<b>68.1</b>	<b>1455</b>	<b>13</b>	<b>87</b>	<b>242.5</b>

## TOTAL OFFENSE

	GP	Plays	Rush	Pass	Total	Avg/G
11 Kellen Mond	6	216	112	1468	1580	263.3
28 Isaiah Spiller	6	103	643	0	643	107.2
0 Ainius Smith	6	34	187	0	187	31.2
6 Devon Achane	4	21	124	0	124	31.0
13 Haynes King	2	10	43	59	102	51.0
24 Earnest Crowner	4	3	16	0	16	4.0
25 Deondre Jackson	1	2	15	0	15	15.0
22 Darvon Hubbard	1	1	2	0	2	2.0
TEAM	5	7	-7	0	-7	-1.4
<b>TOTAL</b>	<b>6</b>	<b>397</b>	<b>1135</b>	<b>1527</b>	<b>2662</b>	<b>443.7</b>
<b>OPPONENTS</b>	<b>6</b>	<b>365</b>	<b>574</b>	<b>1455</b>	<b>2029</b>	<b>338.2</b>



# TEXAS A&M INDIVIDUAL STATISTICS

## ALL-PURPOSE

	G	Rush	Rec	PR	KOR	IR	Tot	Avg/G
28 Isaiah Spiller	6	643	87	0	0	0	730	121.7
0 Ainius Smith	6	187	312	62	0	0	561	93.5
2 Chase Lane	6	0	311	0	30	0	341	56.8
85 Jalen Wydermyer	6	0	311	0	0	0	311	51.8
81 Caleb Chapman	3	0	197	0	0	0	197	65.7
6 Devon Achane	4	124	70	0	0	0	194	48.5
11 Kellen Mond	6	112	0	0	0	0	112	18.7
5 Jalen Preston	6	0	66	0	0	0	66	11.0
9 Hezekiah Jones	2	0	59	0	0	0	59	29.5
18 Kam Brown	6	0	55	0	0	0	55	9.2
9 Leon O'Neal Jr.	6	0	0	0	0	52	52	8.7
13 Haynes King	2	43	0	0	0	0	43	21.5
8 DeMarvin Leal	6	0	0	0	0	43	43	7.2
42 Max Wright	3	0	42	0	0	0	42	14.0
24 Chris Russell Jr.	6	0	0	21	0	0	21	3.5
46 Ryan Renick	6	0	17	0	0	0	17	2.8
24 Earnest Crownover	4	16	0	0	0	0	16	4.0
25 Deondre Jackson	1	15	0	0	0	0	15	15.0
22 Darvon Hubbard	1	2	0	0	0	0	2	2.0
14 Keldrick Carper	6	0	0	0	0	-4	-4	-0.7
TEAM	5	-7	0	0	0	0	-7	-1.4
<b>TOTAL</b>	<b>6</b>	<b>1135</b>	<b>1527</b>	<b>83</b>	<b>30</b>	<b>91</b>	<b>2866</b>	<b>477.7</b>
<b>OPPONENTS</b>	<b>6</b>	<b>574</b>	<b>1455</b>	<b>5</b>	<b>69</b>	<b>107</b>	<b>2210</b>	<b>368.3</b>

## FIELD GOALS

	FGM-FGA	Pct	01-19	20-29	30-39	40-49	50-99	Lg	Blk
47 Seth Small	4-5	80.0	1-1	3-3	0-1	0-0	0-0	29	0
<b>TOTAL</b>	<b>4-5</b>	<b>80.0</b>	<b>1-1</b>	<b>3-3</b>	<b>0-1</b>	<b>0-0</b>	<b>0-0</b>	<b>29</b>	<b>0</b>

FG SEQUENCE	TEXAS A&M	OPPONENTS
Vanderbilt	(24)	(33),45
at Alabama	37,(29)	(27)
Florida	(19),(26)	(53)
at Mississippi State	-	-
Arkansas	-	48,49,(34)
at South Carolina	-	44,(48)
at Tennessee	-	-
Ole Miss	-	-
LSU	-	-
at Auburn	-	-

Numbers in (parentheses) indicate field goal was made. \* blocked

## PUNTING

	No.	Yds	Avg	Long	TB	FC	I20	50+	Blkd
95 Nik Constantinou	16	686	42.9	54	1	8	5	2	0
<b>TOTAL</b>	<b>16</b>	<b>686</b>	<b>42.9</b>	<b>54</b>	<b>1</b>	<b>8</b>	<b>5</b>	<b>2</b>	<b>0</b>
<b>OPPONENTS</b>	<b>24</b>	<b>938</b>	<b>39.1</b>	<b>54</b>	<b>3</b>	<b>5</b>	<b>3</b>	<b>4</b>	<b>1</b>

## KICKOFFS

	No.	Yds	Avg	TB	OB	Retn	Net	YdLn
36 Caden Davis	36	2338	64.9	32	0			
<b>TOTAL</b>	<b>36</b>	<b>2338</b>	<b>64.9</b>	<b>32</b>	<b>0</b>	<b>69</b>	<b>40.8</b>	<b>24</b>
<b>OPPONENTS</b>	<b>29</b>	<b>1586</b>	<b>54.7</b>	<b>15</b>	<b>0</b>	<b>30</b>	<b>40.7</b>	<b>24</b>

## SCORING

	TD	FGs	PATs			DXP	Saf	Points
			Kick	Rush	Rcv			
0 Ainius Smith	7	0-0	0-0	0-0	0	0-0	0	42
47 Seth Small	0	4-5	26-27	0-0	0	0-0	0	38
28 Isaiah Spiller	5	0-0	0-0	0-0	0	0-0	0	30
85 Jalen Wydermyer	4	0-0	0-0	0-0	0	0-0	0	24
81 Caleb Chapman	3	0-0	0-0	0-0	0	0-0	0	18
6 Devon Achane	3	0-0	0-0	0-0	0	0-0	0	18
2 Chase Lane	2	0-0	0-0	0-0	0	0-0	0	12
11 Kellen Mond	1	0-0	0-0	0-0	0	0-0	0	6
46 Ryan Renick	1	0-0	0-0	0-0	0	0-0	0	6
42 Max Wright	1	0-0	0-0	0-0	0	0-0	0	6
<b>TOTAL</b>	<b>27</b>	<b>4-5</b>	<b>26-27</b>	<b>0-0</b>	<b>0</b>	<b>0-0</b>	<b>0</b>	<b>200</b>
<b>OPPONENTS</b>	<b>19</b>	<b>5-9</b>	<b>19-19</b>	<b>0-0</b>	<b>0</b>	<b>0-0</b>	<b>0</b>	<b>150</b>

## INTERCEPTIONS

	No.	Yds	Avg	TD	Long
9 Leon O'Neal Jr.	2	52	26.0	0	35
14 Keldrick Carper	1	-4	-4.0	0	0
0 Myles Jones	1	0	0.0	0	0
26 Demani Richardson	1	0	0.0	0	0
8 DeMarvin Leal	1	43	43.0	0	43
<b>TOTAL</b>	<b>6</b>	<b>91</b>	<b>15.2</b>	<b>0</b>	<b>43</b>
<b>OPPONENTS</b>	<b>3</b>	<b>107</b>	<b>35.7</b>	<b>2</b>	<b>60</b>

## PUNT RETURNS

	No.	Yds	Avg	TD	Long
0 Ainius Smith	11	62	5.6	0	22
24 Chris Russell Jr.	1	21	21.0	0	0
<b>TOTAL</b>	<b>12</b>	<b>83</b>	<b>6.9</b>	<b>0</b>	<b>22</b>
<b>OPPONENTS</b>	<b>2</b>	<b>5</b>	<b>2.5</b>	<b>0</b>	<b>11</b>

## KICK RETURNS

	No.	Yds	Avg	TD	Long
2 Chase Lane	3	30	10.0	0	20
<b>TOTAL</b>	<b>3</b>	<b>30</b>	<b>10.0</b>	<b>0</b>	<b>20</b>
<b>OPPONENTS</b>	<b>4</b>	<b>69</b>	<b>17.2</b>	<b>0</b>	<b>19</b>

## FUMBLE RETURNS

	No.	Yds	Avg	TD	Long
8 DeMarvin Leal	1	2	2.0	0	2
92 Jayden Peevy	1	19	19.0	0	19
<b>TOTAL</b>	<b>2</b>	<b>21</b>	<b>10.5</b>	<b>0</b>	<b>19</b>
<b>OPPONENTS</b>	<b>2</b>	<b>12</b>	<b>6.0</b>	<b>0</b>	<b>8</b>

# TEXAS A&M DEFENSIVE STATISTICS

	GP	Tackles			Sacks		Pass Def			Fumbles		Blkd Kick	Saf
		Solo	Ast	Total	TFL/Yds	No-Yds	Int-Yds	BrUp	QBH	Rcv-Yds	FF		
1 Buddy Johnson	6	25	32	57	4.0-15	2.0-11	.	2	.	.	2	.	
33 Aaron Hansford	6	12	21	33	4.0-17	2.0-14	.	.	1	.	.	.	
26 Demani Richardson	5	21	10	31	1.5-5	.	1-0	1	.	.	.	.	
9 Leon O'Neal Jr.	6	18	12	30	2.0-6	.	2-52	1	.	.	.	.	
0 Myles Jones	6	20	9	29	2.0-7	.	1-0	3	.	.	.	.	
7 Devin Morris	6	11	12	23	2.0-5	.	.	3	.	.	.	.	
92 Jayden Peevy	6	9	12	21	4.5-16	1.0-9	.	1	2	1-19	.	.	
17 Jaylon Jones	6	12	7	19	.	.	.	3	.	.	.	.	
32 Andre White Jr.	6	5	14	19	1.0-2	.	.	1	2	.	.	.	
14 Keldrick Carper	6	11	6	17	1.0-2	.	1--4	1	.	.	.	.	
5 Bobby Brown	5	5	10	15	4.0-16	2.5-14	.	.	1	.	.	.	
8 DeMarvin Leal	6	6	9	15	3.5-14	1.5-8	1-43	3	5	1-2	.	.	
2 Micheal Clemons	5	7	7	14	4.5-26	4.0-25	.	.	1	.	.	.	
3 Tyree Johnson	6	4	6	10	2.5-10	1.5-9	.	1	1	.	.	.	
35 McKinnley Jackson	6	1	8	9	1.0-5	0.5-5	.	2	2	.	.	.	
27 Antonio Johnson	3	4	4	8	0.5-2	.	.	.	.	.	.	.	
4 Erick Young	3	5	1	6	.	.	.	.	.	.	.	.	
13 Brian Williams	6	2	3	5	1.0-6	1.0-6	.	.	.	.	.	.	
6 Derick Hunter	6	2	2	4	1.0-9	.	.	.	.	.	.	.	
24 Chris Russell Jr.	6	3	1	4	.	.	.	.	.	.	1	.	
10 Fadil Diggs	1	1	1	2	.	.	.	.	.	.	.	.	
24 Earnest Crownover	4	1	1	2	.	.	.	.	.	.	.	.	
81 Caleb Chapman	3	1	.	1	.	.	.	.	.	.	.	.	
25 Reese Mason	2	1	.	1	.	.	.	.	.	.	.	.	
34 Isaiah Raikes	2	.	1	1	.	.	.	.	.	.	.	.	
54 Carson Green	6	1	.	1	.	.	.	.	.	.	.	.	
45 Edgerrin Cooper	6	1	.	1	.	.	.	.	.	.	.	.	
15 Jeremiah Martin	5	.	1	1	.	.	.	.	.	.	.	.	
18 Donell Harris Jr	2	1	.	1	.	.	.	.	.	.	.	.	
<b>TOTAL</b>	<b>6</b>	<b>190</b>	<b>190</b>	<b>380</b>	<b>40-163</b>	<b>16-101</b>	<b>6-91</b>	<b>22</b>	<b>15</b>	<b>2-21</b>	<b>2</b>	<b>1</b>	
<b>OPPONENTS</b>	<b>6</b>	<b>205</b>	<b>188</b>	<b>393</b>	<b>21.0-41</b>	<b>2-8</b>	<b>3-107</b>	<b>21</b>	<b>18</b>	<b>4-12</b>	<b>5</b>	<b>1</b>	

## LEADERS

### SOLO TACKLES

1 B Johnson	25
26 D Richardson	21
0 M Jones	20
9 L O'Neal Jr.	18
33 A Hansford	12

### ASSISTED TACKLES

1 B Johnson	32
33 A Hansford	21
32 A White Jr.	14
9 L O'Neal Jr.	12
7 D Morris	12
92 J Peevy	12

### TACKLES FOR LOSS/YDS

2 M Clemons	4.5/26
92 J Peevy	4.5/16
33 A Hansford	4.0/17
5 B Brown	4.0/16
1 B Johnson	4.0/15

### QB SACKS/YDS

2 M Clemons	4.0/25
5 B Brown	2.5/14
33 A Hansford	2.0/14
1 B Johnson	2.0/11
3 T Johnson	1.5/9

### SPECIAL TEAMS TACKLES

24 E Crownover	2
32 A White Jr.	2
(4 tied)	1

# PARTICIPATION CHART

Name	GP/GS	VANDY	BAMA	UF	MSU	ARK	SC	LSU	AUB	TENN	MISS
6 Devon Achane	4/-	...	XXX	...	XXX	XXX	XXX				
43 Cagan Baldree	6/1	XXX	XXX	START	XXX	XXX	XXX				
8 Connor Blumrick	6/-	XXX	XXX	XXX	XXX	XXX	XXX				
5 Bobby Brown	5/4	START	START	START	...	XXX	START				
18 Kam Brown	6/4	START	START	XXX	START	XXX	START				
14 Keldrick Carper	6/2	XXX	XXX	XXX	START	XXX	START				
81 Caleb Chapman	3/2	START	XXX	START	...	...	...				
52 Smart Chibuzo	1/-	...	...	...	...	...	XXX				
40 Connor Choate	6/-	XXX	XXX	XXX	XXX	XXX	XXX				
2 Micheal Clemons	5/5	START	START	START	START	START	START				
95 N Constantinou	6/-	XXX	XXX	XXX	XXX	XXX	XXX				
45 E Cooper	6/-	XXX	XXX	XXX	XXX	XXX	XXX				
24 E Crownover	4/-	XXX	XXX	...	XXX	...	XXX				
36 Caden Davis	6/-	XXX	XXX	XXX	XXX	XXX	XXX				
1 Demond Demas	2/-	XXX	...	...	...	...	XXX				
10 Fadil Diggs	1/-	...	...	...	...	...	XXX				
22 Antonio Doyle	6/-	XXX	XXX	XXX	XXX	XXX	XXX				
11 Travon Fuller	2/-	XXX	...	...	...	...	XXX				
67 Galen Gallagher	1/-	...	...	...	...	...	XXX				
16 Brian George	6/-	XXX	XXX	XXX	XXX	XXX	XXX				
54 Carson Green	6/6	START	START	START	START	START	START				
55 Kenyon Green	6/6	START	START	START	START	START	START				
33 Aaron Hansford	6/6	START	START	START	START	START	START				
18 Donell Harris	2/-	XXX	...	...	...	...	XXX				
73 Jared Hocker	6/6	START	START	START	START	START	START				
22 Darvon Hubbard	1/-	...	...	...	...	...	XXX				
6 Derick Hunter	6/-	XXX	XXX	XXX	XXX	XXX	XXX				
25 Deondre Jackson	1/-	...	...	...	...	...	XXX				
16 Kenyon Jackson	1/-	...	...	...	...	...	XXX				
35 M Jackson	6/1	XXX	XXX	XXX	XXX	START	XXX				
27 Antonio Johnson	3/-	...	...	XXX	XXX	XXX	...				
1 Buddy Johnson	6/6	START	START	START	START	START	START				
3 Tyree Johnson	6/1	XXX	XXX	XXX	XXX	XXX	START				
9 Hezekiah Jones	2/2	...	...	...	...	START	START				
17 Jaylon Jones	6/6	START	START	START	START	START	START				
0 Myles Jones	6/6	START	START	START	START	START	START				
13 Haynes King	2/-	...	XXX	...	...	...	XXX				
2 Chase Lane	6/5	XXX	START	START	START	START	START				
8 DeMarvin Leal	6/6	START	START	START	START	START	START				
23 Tarian Lee	1/-	...	...	...	...	...	XXX				
15 Jeremiah Martin	5/-	XXX	XXX	XXX	XXX	...	XXX				
25 Reese Mason	2/-	...	...	...	...	XXX	XXX				
77 Ryan McCollum	6/6	START	START	START	START	START	START				
11 Kellen Mond	6/6	START	START	START	START	START	START				
65 Dan Moore	6/6	START	START	START	START	START	START				
7 Devin Morris	6/3	XXX	XXX	START	START	START	XXX				
7 Moose Muhammad	3/-	...	XXX	...	...	XXX	XXX				
74 Aki Ogunbiyi	1/-	...	...	...	...	...	XXX				
20 Ikenna Okeke	2/-	...	...	...	...	XXX	XXX				
9 Leon ONeal	6/6	START	START	START	START	START	START				
92 Jayden Peevy	6/6	START	START	START	START	START	START				
5 Jalen Preston	6/1	XXX	START	XXX	XXX	XXX	XXX				
3 Devin Price	2/-	...	...	...	...	XXX	XXX				
34 Isaiah Raikes	2/-	...	...	...	...	XXX	XXX				
46 Ryan Renick	6/2	START	XXX	XXX	XXX	XXX	START				
26 D Richardson	5/5	START	START	START	START	START	...				
64 Layden Robinson	6/-	XXX	XXX	XXX	XXX	XXX	XXX				
24 Chris Russell	6/-	XXX	XXX	XXX	XXX	XXX	XXX				
47 Seth Small	6/-	XXX	XXX	XXX	XXX	XXX	XXX				
0 Ainias Smith	6/2	START	XXX	XXX	START	XXX	XXX				
28 Isaiah Spiller	6/5	XXX	START	START	START	START	START				
53 Blake Trainor	1/-	...	...	...	...	...	XXX				
32 Andre White	6/-	XXX	XXX	XXX	XXX	XXX	XXX				
12 Braden White	5/-	...	XXX	XXX	XXX	XXX	XXX				
13 Brian Williams	6/-	XXX	XXX	XXX	XXX	XXX	XXX				
4 Dylan Wright	5/-	XXX	XXX	XXX	XXX	XXX	...				
42 Max Wright	3/-	...	...	...	XXX	XXX	XXX				
85 J Wydermyer	6/6	START	START	START	START	START	START				
4 Erick Young	3/3	START	START	...	...	...	START				



# RUSHING/RECEIVING/PASSING GAME-BY-GAME

## RUSHING

Name	No-Yds/TD	VANDY	BAMA	UF	MSU	ARK	SC	LSU	AUB	TENN	MISS
28 Isaiah Spiller	103-643/5	8-117/0	11-25/0	27-174/2	18-114/2	21-82/1	18-131/0				
0 Ainius Smith	34-187/2	10-51/1	5-29/0	5-23/0	10-52/0	3-31/1	1-1/0				
6 Devon Achane	21-124/2	DNP	-	DNP	4-20/0	4-39/1	13-65/1				
11 Kellen Mond	34-112/1	7-18/0	8-19/0	6-8/0	1-1/0	6-32/0	6-34/1				
13 Haynes King	6-43/0	DNP	5-43/0	DNP	DNP	DNP	1-0/0				
24 E Crownover	3-16/0	-	-	DNP	-	DNP	3-16/0				
25 Deondre Jackson	2-15/0	DNP	DNP	DNP	DNP	DNP	2-15/0				
22 Darvon Hubbard	1-2/0	DNP	DNP	DNP	DNP	DNP	1-2/0				
TEAM	6--7/0	2--3/0	1--1/0	-	1--1/0	2--2/0	DNP				

## RECEIVING

Name	No-Yds/TD	VANDY	BAMA	UF	MSU	ARK	SC	LSU	AUB	TENN	MISS
0 Ainius Smith	26-312/5	2-27/0	6-123/2	4-53/0	5-20/1	6-67/1	3-22/1				
85 J Wydermyer	28-311/4	2-19/0	8-82/0	5-53/0	4-30/0	6-92/2	3-35/2				
2 Chase Lane	23-311/2	3-38/0	6-62/0	5-52/1	2-70/1	3-50/0	4-39/0				
81 Caleb Chapman	14-197/3	4-40/1	1-6/0	9-151/2	DNP	DNP	DNP				
28 Isaiah Spiller	6-87/0	-	-	1-18/0	2-19/0	1-4/0	2-46/0				
6 Devon Achane	2-70/1	DNP	-	DNP	-	-	2-70/1				
5 Jalen Preston	6-66/0	4-39/0	2-27/0	-	-	-	-				
9 Hezekiah Jones	7-59/0	DNP	DNP	DNP	DNP	5-47/0	2-12/0				
18 Kam Brown	5-55/0	2-26/0	2-18/0	1-11/0	-	-	-				
42 Max Wright	1-42/1	DNP	DNP	DNP	-	-	1-42/1				
46 Ryan Renick	1-17/1	-	1-17/1	-	-	-	-				

## PASSING

### #11 KELLEN MOND

	Att	Comp	Int	Pct	Yards	TD	Long	Sack	Yds	Effic
Vanderbilt	28	17	0	60.7	189	1	26	1	2	129.2
at Alabama	44	25	1	56.8	318	3	47	0	0	135.5
Florida	35	25	0	71.4	338	3	51	0	0	180.8
at Mississippi State	23	13	1	56.5	139	2	51	0	0	127.3
Arkansas	26	21	0	80.8	260	3	35	0	0	202.8
at South Carolina	26	16	0	61.5	224	4	52	0	0	184.7
LSU										
at Auburn										
at Tennessee										
Ole Miss										
<b>TOTALS</b>	<b>182</b>	<b>117</b>	<b>2</b>	<b>64.3</b>	<b>1468</b>	<b>16</b>	<b>52</b>	<b>2</b>	<b>8</b>	<b>158.9</b>

### #13 HAYNES KING

	Att	Comp	Int	Pct	Yards	TD	Long	Sack	Yds	Effic
Vanderbilt										
at Alabama	3	1	1	33.3	17	0	17	0	0	14.3
Florida										
at Mississippi State										
Arkansas										
at South Carolina	1	1	0	100.0	42	1	42	0	0	782.8
LSU										
at Auburn										
at Tennessee										
Ole Miss										
<b>TOTALS</b>	<b>4</b>	<b>2</b>	<b>1</b>	<b>50.0</b>	<b>59</b>	<b>1</b>	<b>42</b>	<b>0</b>	<b>0</b>	<b>206.4</b>

# TACKLES GAME-BY-GAME

Name	Solo-Ast	Total	VANDY	BAMA	UF	MSU	ARK	SC	LSU	AUB	TENN	MISS
1 Buddy Johnson	25-32	57	4-7	6-2	5-6	2-10	7-5	1-2				
33 Aaron Hansford	12-21	33	3-8	1-0	2-1	3-6	2-5	1-1				
26 D Richardson	21-10	31	5-2	2-0	6-2	3-4	5-2	DNP				
9 Leon ONeal	18-12	30	3-4	2-2	2-2	2-4	6-0	3-0				
0 Myles Jones	20-9	29	2-2	2-0	3-3	3-3	6-1	4-0				
7 Devin Morris	11-12	23	1-1	2-2	3-1	0-6	2-2	3-0				
92 Jayden Peevy	9-12	21	2-3	1-0	1-4	3-2	0-3	2-0				
17 Jaylon Jones	12-7	19	2-4	3-2	1-1	2-0	2-0	2-0				
32 Andre White	5-14	19	1-4	1-5	1-1	0-2	0-1	2-1				
14 Keldrick Carper	11-6	17	1-0	3-1	0-1	1-1	3-2	3-1				
5 Bobby Brown	5-10	15	0-3	2-1	1-2	DNP	1-2	1-2				
8 DeMarvin Leal	6-9	15	4-3	-	1-1	1-1	0-3	0-1				
2 Micheal Clemons	7-7	14	1-3	3-0	1-1	1-2	1-1	DNP				
3 Tyree Johnson	4-6	10	0-1	-	0-2	0-1	2-1	2-1				
35 M Jackson	1-8	9	0-2	0-1	0-2	0-1	1-1	0-1				
27 Antonio Johnson	4-4	8	DNP	DNP	-	1-3	3-1	DNP				
4 Erick Young	5-1	6	2-1	1-0	DNP	DNP	DNP	2-0				
13 Brian Williams	2-3	5	-	-	-	1-3	-	1-0				
24 Chris Russell	3-1	4	-	1-0	-	1-1	-	1-0				
6 Derick Hunter	2-2	4	-	1-2	-	-	-	1-0				
24 E Crownover	1-1	2	0-1	1-0	DNP	-	DNP	-				
10 Fadil Diggs	1-1	2	DNP	DNP	DNP	DNP	DNP	1-1				
18 Donell Harris	1-0	1	-	DNP	DNP	DNP	DNP	1-0				
15 Jeremiah Martin	0-1	1	0-1	-	-	-	DNP	-				
45 E Cooper	1-0	1	-	-	-	-	-	1-0				
54 Carson Green	1-0	1	1-0	-	-	-	-	-				
81 Caleb Chapman	1-0	1	-	-	1-0	DNP	DNP	DNP				
34 Isaiah Raikes	0-1	1	DNP	DNP	DNP	DNP	-	0-1				
25 Reese Mason	1-0	1	DNP	DNP	DNP	DNP	-	1-0				

# SEASON SUPERLATIVES

## TEXAS A&M

### INDIVIDUAL GAME HIGHS

Rushes	27	Isaiah Spiller vs Florida (Oct 10, 2020)
Yards Rushing	174	Isaiah Spiller vs Florida (Oct 10, 2020)
TD Rushes	2	Isaiah Spiller vs Florida (Oct 10, 2020) Isaiah Spiller at Mississippi State (Oct 17, 2020)
Long Rush	57	Isaiah Spiller vs Vanderbilt (Sep 26, 2020)
Pass attempts	44	Kellen Mond at Alabama (Oct 03, 2020)
Pass completions	25	Kellen Mond at Alabama (Oct 03, 2020) Kellen Mond vs Florida (Oct 10, 2020)
Yards Passing	338	Kellen Mond vs Florida (Oct 10, 2020)
TD Passes	4	Kellen Mond at South Carolina (Nov 07, 2020)
Long Pass	52	Kellen Mond at South Carolina (Nov 07, 2020)
Receptions	9	Caleb Chapman vs Florida (Oct 10, 2020)
Yards Receiving	151	Caleb Chapman vs Florida (Oct 10, 2020)
TD Receptions	2	Ainias Smith at Alabama (Oct 03, 2020) Caleb Chapman vs Florida (Oct 10, 2020) Jalen Wydermyer vs Arkansas (Oct 31, 2020) Jalen Wydermyer at South Carolina (Nov 07, 2020)
Long Reception	52	Devon Achane at South Carolina (Nov 07, 2020)
Field Goals	2	Seth Small vs Florida (Oct 10, 2020)
Long Field Goal	29	Seth Small at Alabama (Oct 03, 2020)
Punts	5	Nik Constantinou at Mississippi State (Oct 17, 2020)
Punting Avg	49.0	Nik Constantinou at South Carolina (Nov 07, 2020)
Long Punt	54	Nik Constantinou at Mississippi State (Oct 17, 2020)
Punts inside 20	2	Nik Constantinou at Mississippi State (Oct 17, 2020)
Long Punt Return	22	Ainias Smith at Mississippi State (Oct 17, 2020)
Long Kickoff Return	20	Chase Lane vs Arkansas (Oct 31, 2020)
Tackles	12	Buddy Johnson at Mississippi State (Oct 17, 2020) Buddy Johnson vs Arkansas (Oct 31, 2020)
Sacks	1.5	Micheal Clemons vs Vanderbilt (Sep 26, 2020)
Tackles For Loss	2.0	Leon O'Neal Jr. vs Vanderbilt (Sep 26, 2020) DeMarvin Leal vs Vanderbilt (Sep 26, 2020) Buddy Johnson vs Arkansas (Oct 31, 2020) Bobby Brown at South Carolina (Nov 07, 2020) Jayden Peevy at South Carolina (Nov 07, 2020)
Interceptions	1	six times, most recent by Leon O'Neal & Keldrick Cooper at South Carolina (Nov 7, 2020)

### TEAM GAME HIGHS

Rushes	45	at South Carolina (Nov 07, 2020)
Yards Rushing	264	at South Carolina (Nov 07, 2020)
Yards Per Rush	6.8	vs Vanderbilt (Sep 26, 2020)
TD Rushes	3	vs Arkansas (Oct 31, 2020)
Pass attempts	47	at Alabama (Oct 03, 2020)
Pass completions	26	at Alabama (Oct 03, 2020)
Yards Passing	338	vs Florida (Oct 10, 2020)
Yards Per Pass	10.0	vs Arkansas (Oct 31, 2020)
TD Passes	5	at South Carolina (Nov 07, 2020)
Total Plays	77	at Alabama (Oct 03, 2020)
Total Offense	543	vs Florida (Oct 10, 2020)
Yards Per Play	7.4	at South Carolina (Nov 07, 2020)
Points	48	at South Carolina (Nov 07, 2020)
Sacks By	6	at Mississippi State (Oct 17, 2020)
First Downs	32	vs Florida (Oct 10, 2020)
Penalties	9	vs Arkansas (Oct 31, 2020)
Penalty Yards	100	vs Arkansas (Oct 31, 2020)
Turnovers	3	vs Vanderbilt (Sep 26, 2020)
Interceptions By	2	vs Vanderbilt (Sep 26, 2020) at South Carolina (Nov 07, 2020)
Punts	5	at Mississippi State (Oct 17, 2020)
Punting Avg	49.0	at South Carolina (Nov 07, 2020)
Long Punt	54	at Mississippi State (Oct 17, 2020)
Punts inside 20	2	at Mississippi State (Oct 17, 2020)
Long Punt Return	22	at Mississippi State (Oct 17, 2020)

## OPPONENTS

### INDIVIDUAL GAME HIGHS

Rushes	18	Rakeem Boyd of Arkansas (Oct 31, 2020)
Yards Rushing	100	Rakeem Boyd of Arkansas (Oct 31, 2020)
TD Rushes	2	Najee Harris of Alabama (Oct 03, 2020)
Long Rush	28	Feleipe Franks of Arkansas (Oct 31, 2020) Kevin Harris of South Carolina (Nov 07, 2020)
Pass attempts	32	K. Trask of Florida (Oct 10, 2020)
Pass completions	23	K. Trask of Florida (Oct 10, 2020) Feleipe Franks of Arkansas (Oct 31, 2020)
Yards Passing	435	Mac Jones of Alabama (Oct 03, 2020)
TD Passes	4	Mac Jones of Alabama (Oct 03, 2020) K. Trask of Florida (Oct 10, 2020)
Long Pass	87	Mac Jones of Alabama (Oct 03, 2020)
Receptions	9	J. Marks of Mississippi State (Oct 17, 2020)
Yards Receiving	181	John Metchie of Alabama (Oct 03, 2020)
TD Receptions	2	John Metchie of Alabama (Oct 03, 2020) K. Toney of Florida (Oct 10, 2020) Treylon Burks of Arkansas (Oct 31, 2020)
Long Reception	87	Jaylen Waddle of Alabama (Oct 03, 2020)
Field Goals	1	five times, last by Parker White of South Carolina (Nov 07, 2020)
Long Field Goal	53	E. McPherson of Florida (Oct 10, 2020)
Punts	6	Harrison Smith of Vanderbilt (Sep 26, 2020)
Punting Avg	43.3	Reid Bauer of Arkansas (Oct 31, 2020)
Long Punt	54	Tucker Day of Mississippi State (Oct 17, 2020)
Punts inside 20	1	Harrison Smith of Vanderbilt (Sep 26, 2020) Reid Bauer of Arkansas (Oct 31, 2020) Kai Kroeger of South Carolina (Nov 07, 2020)
Long Punt Return	11	Jaylen Waddle of Alabama (Oct 03, 2020)
Long Kickoff Return	19	Dakereon Joyner of South Carolina (Nov 07, 2020)
Tackles	14	Bumper Pool of Arkansas (Oct 31, 2020)
Sacks	1.0	Dayo Odeyingbo of Vanderbilt (Sep 26, 2020)
Tackles For Loss	3.0	Bumper Pool of Arkansas (Oct 31, 2020)
Interceptions	1	Daniel Wright of Alabama (Oct 03, 2020) Malachi Moore of of Alabama (Oct 03, 2020) Emmanuel Forbes of Mississippi State (Oct 17, 2020)

### TEAM GAME HIGHS

Rushes	42	Arkansas (Oct 31, 2020)
Yards Rushing	222	Arkansas (Oct 31, 2020)
Yards Per Rush	5.3	Arkansas (Oct 31, 2020)
TD Rushes	2	Alabama (Oct 03, 2020)
Pass attempts	40	Mississippi State (Oct 17, 2020)
Pass completions	30	Mississippi State (Oct 17, 2020)
Yards Passing	435	Alabama (Oct 03, 2020)
Yards Per Pass	16.1	Alabama (Oct 03, 2020)
TD Passes	4	Alabama (Oct 03, 2020) Florida (Oct 10, 2020)
Total Plays	74	Arkansas (Oct 31, 2020)
Total Offense	544	Alabama (Oct 03, 2020)
Yards Per Play	9.9	Alabama (Oct 03, 2020)
Points	52	Alabama (Oct 03, 2020)
Sacks By	2	Vanderbilt (Sep 26, 2020)
First Downs	29	Arkansas (Oct 31, 2020)
Penalties	6	Alabama (Oct 03, 2020)
Penalty Yards	51	Arkansas (Oct 31, 2020)
Turnovers	2	Vanderbilt (Sep 26, 2020) Mississippi State (Oct 17, 2020) South Carolina (Nov 7, 2020)
Interceptions By	2	Alabama (Oct 03, 2020)
Punts	7	Mississippi State (Oct 17, 2020)
Punting Avg	43.3	Arkansas (Oct 31, 2020)
Long Punt	54	Mississippi State (Oct 17, 2020)
Punts inside 20	1	Vanderbilt (Sep 26, 2020) Arkansas (Oct 31, 2020) South Carolina (Nov 7, 2020)
Long Punt Return	11	Alabama (Oct 03, 2020)



# MISCELLANEOUS STATISTICS

## STARTING FIELD POSITION

	A&M Avg. Start	Opp. Avg. Start	A&M Advantage
Vanderbilt	own 22	own 35	- 13
at Alabama	own 32	own 26	+ 6
Florida	own 26	own 27	- 1
at Mississippi State	own 40	own 22	+ 18
Arkansas	own 29	own 26	+ 3
at South Carolina	own 30	own 23	+ 7
LSU			
at Auburn			
at Tennessee			
Ole Miss			
<b>Totals</b>	<b>own 30.2</b>	<b>own 29.4</b>	

## POINTS OFF TURNOVERS

Opponent	TEXAS A&M				OPPONENTS			
	TOs	TDs	FG-Att	Pts.	A&M TOs	TDs	FG-Att	Pts.
Vanderbilt	2	0	0-0	0	3	1	0-0	7
at Alabama	1	1	0-0	7	2	1	0-0	7
Florida	1	0	1-1	3	1	1	0-0	7
at Mississippi State	2	1	0-0	7	1	1	0-0	7
Arkansas	0	0	0-0	0	0	0	0-0	0
at South Carolina	2	1	0-0	7	0	0	0-0	0
LSU								
at Auburn								
at Tennessee								
Ole Miss								
<b>Totals</b>	<b>8 (4/2, 6 int)</b>	<b>3</b>	<b>0-0</b>	<b>24</b>	<b>7 (7/4, 3 int)</b>	<b>4</b>	<b>0-0</b>	<b>28</b>

F/L: total fumbles/fumbles lost

## PENALTIES

	A&M Pen.-Yds.	Opp. Pen.-Yds.	A&M Yd Diff
Vanderbilt	8-50	3-35	+15
at Alabama	7-58	6-40	+18
Florida	5-67	5-32	+25
at Mississippi State	5-40	3-25	+15
Arkansas	9-100	5-51	+49
at South Carolina	2-25	1-5	+20
LSU			
at Auburn			
at Tennessee			
Ole Miss			
<b>Totals (per gm avg.)</b>	<b>36-340 (56.7)</b>	<b>23-188 (31.3)</b>	

## GAME-OPENING DRIVES

	TEXAS A&M					OPPONENTS				
	Pts	Res	1 Dn	PI-Yds	Time	Pts	Res	1 Dn	PI-Yds	Time
Vanderbilt	0	PUNT	0	3-0	0:31	3	FG	3	13-60	6:02
at Alabama	0	MISS FG	4	11-55	4:23	7	TD	1	3-80	1:18
Florida	7	TD	3	7-75	3:33	7	TD	5	17-75	7:28
at Mississippi State	0	PUNT	0	3-(4)	1:24	0	PUNT	0	3-6	1:24
Arkansas	0	PUNT	1	4-19	2:02	7	TD	5	12-87	4:49
at South Carolina	0	PUNT	1	4-17	1:31	0	PUNT	1	5-19	2:24
LSU										
at Auburn										
at Tennessee										
Ole Miss										
<b>Totals</b>	<b>7</b>		<b>10</b>	<b>5-27*</b>	<b>2:14*</b>	<b>24</b>		<b>15</b>	<b>9-55*</b>	<b>3:54*</b>

\* average / does not include return TDs

^ drive began following turnover

## SECOND HALF-OPENING DRIVES

	TEXAS A&M					OPPONENTS				
	Pts	Res	1 Dn	PI-Yds	Time	Pts	Res	1 Dn	PI-Yds	Time
Vanderbilt	7	TD	2	3-75	1:40	0	INT	4	8-50	3:40
at Alabama	3	FG	3	12-40	4:59	0	PUNT	0	3-2	0:58
Florida	0	PUNT	2	6-29	1:47	7	TD	4	6-90	3:35
at Mississippi State	0	INT	3	7-43	3:22	0	FUM	0	2-2	0:40
Arkansas	7	TD	4	9-75	5:00	3	FG	4	11-58	4:38
at South Carolina	7	TD	4	7-75	3:56	0	INT	2	10-27	4:00
LSU										
at Auburn										
at Tennessee										
Ole Miss										
<b>Totals</b>	<b>24</b>		<b>15</b>	<b>7-56*</b>	<b>3:27*</b>	<b>10</b>		<b>14</b>	<b>7-38*</b>	<b>2:55*</b>

\* average / does not include return TDs

^ drive began following turnover

## A&M SCORING DRIVES

	Scoring Drives	TIME		PLAYS		5 or less	1-Play
		Total	Avg	Total	Avg		
Vanderbilt	3	8:50	2:56	19	6.3	1	0
at Alabama	4	10:39	2:40	25	6.3	2	1
Florida	7	31:22	4:29	67	9.6	1	0
at Mississippi State	4	6:39	1:40	15	4.8	3	1
Arkansas	6	19:45	3:57	45	7.5	1	0
at South Carolina	7	31:35	4:30	59	8.4	1	1
LSU							
at Auburn							
at Tennessee							
Ole Miss							
<b>Totals</b>	<b>31</b>	<b>108:50</b>	<b>3:30</b>	<b>220</b>	<b>7.1</b>	<b>9</b>	<b>3</b>

\* not including overtime possessions or defensive/special teams touchdowns

# STARTING LINEUPS

## OFFENSIVE STARTERS

	WR	LT	LG	C	RG	RT	TE/WR	RB/WR/TE	WR	QB	RB/WR
Vanderbilt	Brown	Moore	K Green	McCollum	Hocker	C. Green	Wydermyer	Renick	Chapman	Mond	Smith
at Alabama	Brown	Moore	K Green	McCollum	Hocker	C. Green	Wydermyer	Lane	Preston	Mond	Spiller
Florida	Lane	Moore	K Green	McCollum	Hocker	C. Green	Wydermyer	Baldree	Chapman	Mond	Spiller
at Mississippi State	Brown	Moore	K. Green	McCollum	Hocker	C. Green	Wydermyer	Smith	Lane	Mond	Spiller
Arkansas	Lane	Moore	K. Green	McCollum	Hocker	C. Green	Wydermyer	Renick	Jones	Mond	Spiller
at South Carolina	Lane	Moore	K. Green	McCollum	Hocker	C. Green	Wydermyer	Brown	Jones	Mond	Spiller
LSU											
at Auburn											
at Tennessee											
Ole Miss											

## DEFENSIVE STARTERS

	DE	DT	DT	DE/LB/S	LB	LB	LB/NICKLE	CB	CB	SS	FS
Vanderbilt	Leal	Peevy	Brown	Clemons	B. Johnson	Hansford	Young	M. Jones	J. Jones	O'Neal	Richardson
at Alabama	Leal	Peevy	Brown	Clemons	B. Johnson	Hansford	Young	M. Jones	J. Jones	O'Neal	Richardson
Florida	Leal	Peevy	Brown	Clemons	B. Johnson	Hansford	Morris	M. Jones	J. Jones	O'Neal	Richardson
at Mississippi State	Leal	Peevy	Clemons	Carper	B. Johnson	Hansford	Morris	M. Jones	J. Jones	O'Neal	Richardson
Arkansas	Leal	Peevy	Jackson	Clemons	B. Johnson	Hansford	Morris	M. Jones	J. Jones	O'Neal	Richardson
at South Carolina	Leal	Peevy	Brown	Johnson	B. Johnson	Hansford	Young	M. Jones	J. Jones	O'Neal	Carper
LSU											
at Auburn											
at Tennessee											
Ole Miss											

\* Started as a nickel back

## START CHART

	Career Starts	Consec Starts
Kellen Mond	40	32
Carson Green	36	35
Dan Moore, Jr.	33	32
Jared Hocker	29	19
Buddy Johnson	28	20
Myles Jones	27	21
Kenyon Green	19	19
Ryan McCollum	19	6
Jalen Wydermyer	17	16
Leon O'Neal Jr.	17	12
Demani Richardson	16	-
Micheal Clemons	16	-
Bobby Brown III	15	1
Isaiah Spiller	14	5
Demarvin Leal	13	13
Tyree Johnson	11	1
Jayden Peevy	10	8
Aaron Hansford	8	6
Keldrick Carper	8	1
Jaylon Jones	6	6
Chase Lane	5	5
Ainias Smith	5	-
Hezekiah Jones	4	2
Kam Brown	4	1
Camron Buckley	4	-
Erick Young	3	1
Devin Morris	3	-
Ryan Renick	3	-
Caleb Chapman	3	-
Cagan Baldree	2	-
McKinnley Jackson	1	-
Jalen Preston	1	-
Brian Williams	1	-

## 12<sup>TH</sup> MAN REP

	12th Man	#
Vandy	B White	14
Alabama	B White	15
Florida	B White	16
Miss. St	B White	17
Arkansas	B White	18
SC	B White	19
Tenn.		
Ole Miss		
LSU		
Auburn		

# - appearances as 12th Man representative

# TEXAS A&M'S 20-PLUS YARD PLAYS (29)

Yards	Type	Player(s)	Opponent
57	Rush	Isaiah Spiller	Vanderbilt
*52	Pass	Devon Achane from Kellen Mond	South Carolina
52	Rush	Isaiah Spiller	South Carolina
*51	Pass	Caleb Chapman from Kellen Mond	Florida
*51	Pass	Chase Lane from Kellen Mond	Mississippi State
49	Pass	Caleb Chapman from Kellen Mond	Florida
*47	Pass	Ainias Smith from Kellen Mond	Alabama
43	INT	DeMarvin Leal	Alabama
43	Pass	Ainias Smith from Kellen Mond	Alabama
*42	Pass	Max Wright from Haynes King	South Carolina
36	Pass	Isaiah Spiller from Kellen Mond	South Carolina
*35	Pass	Ainias Smith from Kellen Mond	Arkansas
35	INT	Leon O'Neal Jr.	Vanderbilt
32	Pass	Jalen Wydermyer from Kellen Mond	Arkansas
30	Pass	Ainias Smith from Kellen Mond	Florida
30	Rush	Isaiah Spiller	Vanderbilt
*30	Rush	Devon Achane	Arkansas
26	Pass	Chase Lane from Kellen Mond	Arkansas
26	Rush	Isaiah Spiller	Mississippi State
26	Pass	Ainias Smith from Kellen Mond	Vanderbilt
*25	Rush	Ainias Smith	Vanderbilt
24	Rush	Isaiah Spiller	Vanderbilt
23	Rush	Isaiah Spiller	Florida
23	Pass	Chase Lane from Kellen Mond	Vanderbilt
22	Rush	Haynes King	Alabama
22	PR	Ainias Smith	Mississippi State
21	Pass	Jalen Preston from Kellen Mond	Vanderbilt
20	KR	Chase Lane	Arkansas
20	Pass	Jalen Wydermyer from Kellen Mond	Arkansas

\* touchdown scored on play

BY LENGTH		
Yards	No.	TD
100+	0	0
90-99	0	0
80-89	0	0
70-79	0	0
60-69	0	0
50-59	5	3
40-49	5	2
30-39	7	2
20-29	12	1

BY PLAY TYPE		
Type	No.	TD
Rushing	9	2
Passing	16	6
Punt returns	1	0
Kick returns	1	0
Interceptions	2	0
Fumble returns	0	0
Other	0	0
<b>TOTAL</b>	<b>29</b>	<b>6</b>

20-YARD PLUS BY PLAYER								
Player	No.	TD	R	P	KR	PR	IR	FR
Ainias Smith	7	3	1	5	0	1	0	0
Isaiah Spiller	7	0	6	1	0	0	0	0
Chase Lane	4	1	0	3	1	0	0	0
Devon Achane	2	2	1	1	0	0	0	0
Caleb Chapman	2	1	0	2	0	0	0	0
Jalen Wydermyer	2	0	0	2	0	0	0	0
Max Wright	1	1	0	1	0	0	0	0
Jalen Preston	1	0	0	1	0	0	0	0
Haynes King	1	0	1	0	0	0	0	0
Leon O'Neal Jr.	1	0	0	0	0	0	1	0
DeMarvin Leal	1	0	0	0	0	0	1	0
<b>TOTAL</b>	<b>29</b>	<b>8</b>	<b>9</b>	<b>16</b>	<b>1</b>	<b>1</b>	<b>2</b>	<b>0</b>

BY OPPONENT										
	VU	UA	UF	MSU	ARK	SC	UT	OM	LSU	AU
Rushing	4	1	1	1	1	1				
Passing	3	2	3	1	4	3				
Punt returns	0	0	0	1	0	0				
Kick returns	0	0	0	0	1	0				
Interceptions	1	1	0	0	0	0				
Fumble returns	0	0	0	0	0	0				
Other	0	0	0	0	0	0				
<b>TOTAL</b>	<b>8</b>	<b>4</b>	<b>4</b>	<b>3</b>	<b>6</b>	<b>4</b>				

## LONGEST PLAYS OF 2020

- RUSHING**
- 57 Isaiah Spiller vs Vanderbilt .....Sept. 26
- RUSHING TOUCHDOWN**
- 30 Devon Achane vs Arkansas .....Oct. 31
- PASSING**
- 52 Devon Achane from Kellen Mond vs South Carolina..... Nov. 7
- PASSING TOUCHDOWN**
- 52 Devon Achane from Kellen Mond vs South Carolina..... Nov. 7
- PUNT RETURN**
- 22 Ainias Smith at Miss. St. ....Oct. 17
- KICK RETURN**
- 20 Chase Lane vs Arkansas .....Oct. 31
- INTERCEPTION RETURN**
- 43 DeMarvin Leal at Alabama ..... Oct. 3
- FUMBLE RETURN**
- 19 Jayden Peevy at Miss. St. ....Oct. 17
- PUNT**
- 54 Nik Constantinou at Miss. St. ....Oct. 17
- FIELD GOAL**
- 29 Seth Small at Alabama ..... Oct. 3

# OPPONENT'S 20-PLUS YARD PLAYS (25)

Yards	Type	Player(s)	Team
*87	Pass	Jaylen Waddle from Mac Jones	Alabama
*78	Pass	John Metchie from Mac Jones	Alabama
*63	Pass	John Metchie from Mac Jones	Alabama
*60	INT	Emmanuel Forbes	Mississippi State
*47	INT	Daniel Wright	Alabama
39	Pass	Malik Davis from Kyle Trask	Florida
*37	Pass	Kadarius Toney from Kyle Trask	Florida
36	Pass	Treyton Burks from Feleipe Franks	Arkansas
35	Pass	John Metchie from Mac Jones	Alabama
*32	Pass	Malik Heath from Will Rogers	Mississippi State
28	Rush	Kevin Harris	South Carolina
28	Rush	Feleipe Franks	Arkansas
28	Rush	Feleipe Franks	Arkansas
27	Pass	Amir Abdur-Rahman from Ken Seals	Vanderbilt
26	Pass	Nayquan Wright from Kyle Trask	Florida
24	Pass	Shi Smith from Ryan Hilliniski	South Carolina
23	Pass	Malik Davis from Kyle Trask	Florida
23	Pass	Jaylen Waddle from Mac Jones	Alabama
22	Pass	DeVion Warren from Feleipe Franks	Arkansas
21	Pass	Treyton Burks from Feleipe Franks	Arkansas
21	Pass	Kadarius Toney from Kyle Trask	Florida
21	Pass	Trevon Grimes from Kyle Trask	Florida
21	Rush	Ja'Veon Marlow	Vanderbilt
20	Pass	DeVonta Smith from Mac Jones	Alabama
20	Pass	DeVonta Smith from Mac Jones	Alabama

\* touchdown scored on play

BY LENGTH		
Yards	No.	TD
100+	0	0
90-99	0	0
80-89	1	1
70-79	1	1
60-69	2	2
50-59	0	0
40-49	1	1
30-39	5	2
20-29	15	0

BY PLAY TYPE		
Type	No.	TD
Rushing	4	0
Passing	19	5
Punt returns	0	0
Kick returns	0	0
Interceptions	2	2
Fumble returns	0	0
Other	0	0
<b>TOTAL</b>	<b>25</b>	<b>6</b>

## LONGEST PLAYS OF 2019

### RUSHING

**28** Feleipe Franks of Arkansas.....Oct. 31

### RUSHING TOUCHDOWN

**14** Rakeem Boyd of Arkansas.....Oct. 31

### PASSING

**87** Jaylen Waddle from Mac Jones of Alabama..... Oct. 3

### PASSING TOUCHDOWN

**87** Jaylen Waddle from Mac Jones of Alabama..... Oct. 3

### PUNT RETURN

**11** Jaylen Waddle of Alabama ..... Oct. 3

### KICK RETURN

**19** Dakereon Joyner of South Carolina..... Nov. 7

### INTERCEPTION RETURN

**60** Emmanuel Forbes of Miss. St. .... Oct. 17

### FUMBLE RETURN

**8** Dashaun Jerkins of Vanderbilt .....Sept. 26

### PUNT

**54** Tucker Day of Miss. St. .... Oct. 17

### FIELD GOAL

**53** Evan McPherson of Florida..... Oct. 10



# THE LAST TIME...

## 100-YARD RUSHER

by A&M..... 131, Isaiah Spiller at South Carolina (Nov. 7, 2020)  
by Opp. .... 100, Rakeem Boyd of Arkansas (Oct. 31, 2020)

## TWO 100-YARD RUSHERS

by A&M..... 130, Cordarrion Richardson vs SC (Nov. 16, 2019)  
129, Isaiah Spiller vs SC (Nov. 16, 2019)  
by Opp. .... 127, Derrius Guice of LSU (Nov. 25, 2017)  
106, Darrel Williams of LSU (Nov. 25, 2017)

## 200-YARD RUSHER

by A&M..... 217, Isaiah Spiller vs UTSA (Nov. 2, 2019)  
by Opp. .... 285, Derrius Guice of LSU (Nov. 24, 2016)

## 60-YARD RUSH PLAY

by A&M..... 67, Kellen Mond vs Oklahoma State (Dec. 27, 2019)  
by Opp. .... 69, Jerrion Ealy of Ole Miss (Oct. 19, 2019)

## THREE-OR-MORE RUSHING TDs

by A&M..... 3, Isaiah Spiller vs UTSA (Nov. 2, 2019)  
by Opp. .... 3, Joe Burrow of LSU (Nov. 22, 2018)

## TEAM RUSHED FOR 300 YARDS

by A&M..... 340 vs South Carolina (Nov. 16, 2019)  
by Opp. .... 365, Mississippi State (Nov. 5, 2016)

## TEAM RUSHED FOR LESS THAN 100 YARDS

by A&M..... 72 vs LSU (Nov. 30, 2019)  
by Opp. .... 50 by South Carolina (Nov. 7, 2020)

## 300-YARD PASSER

by A&M..... 338, Kellen Mond vs Florida (Oct. 10, 2020)  
by Opp. .... 312, Kyle Trask of Florida (Oct. 10, 2020)

## 400-YARD PASSER

by A&M..... 430, Kellen Mond vs Clemson (Sept. 8, 2018)  
by Opp. .... 435, Mac Jones of Alabama (Oct. 3, 2020)

## SCORED ON OVER A 50-YARD PASS PLAY

by A&M..... 52 yds, Devon Achane from Kellen Mond at South Carolina (Nov. 7, 2020)  
by Opp. .... 63 yds, John Metchie from Mac Jones of Alabama (Oct. 3, 2020)

## 30 PASS COMPLETIONS

by A&M..... 31, Kellen Mond vs Auburn (Sept. 21, 2019)  
by Opp. .... 32, J Wolford of Wake Forest (Dec. 29, 2017)

## 40 PASS ATTEMPTS

by A&M..... 44, Kellen Mond at Alabama (Oct. 3, 2020)  
by Opp. .... 41, Ryan Hilinski of South Carolina (Nov. 16, 2019)

## THREE-OR-MORE TD PASSES

by A&M..... 4, Kellen Mond at South Carolina (Nov. 7, 2020)  
by Opp. .... 3, Feleipe Franks of Arkansas (Oct. 31, 2020)

## FOUR-OR-MORE TD PASSES

by A&M..... 4, Kellen Mond at South Carolina (Nov. 7, 2020)  
by Opp. .... 4, Kyle Trask of Florida (Oct. 10, 2020)

## 100-YARD RECEIVER

by A&M..... 151, Caleb Chapman vs Florida (Oct. 10, 2020)  
by Opp. .... 117, Treyton Burks of Arkansas (Oct. 31, 2020)

## 10-OR-MORE RECEIVERS

by A&M..... 11 vs Northwestern State (Aug. 30, 2018)  
by Opp. .... 11, LSU (Nov. 22, 2018)

## 10-OR-MORE RECEPTIONS

by A&M..... 13, Christian Kirk & 12, Jhamon Ausbon vs Wake Forest (Dec. 29, 2017)  
by Opp. .... 12, Keenan Barnes of Louisiana (Sept. 16, 2017)

## FOUR FIELD GOALS

by A&M..... 4, Seth Small at South Carolina (Oct. 13, 2018)  
by Opp. .... 4, Rodrigo Blankenship of Georgia (Nov. 23, 2019)

## 50-YARD FIELD GOAL

by A&M..... 50, Seth Small vs Arkansas (Sept. 28, 2019)  
by Opp. .... 53, E. Mcpherson of Florida (Oct. 10, 2020)

## 60-YARD FIELD GOAL

by A&M..... 62, Terence Kitchens vs Southern Miss (Sept. 25, 1999)

## RECORDED A BLOCKED PUNT

by A&M..... Chris Russell at Miss. St. (2nd Qtr) (Oct. 17, 2020)  
by Opp. .... Ale Kaho of Alabama (4th Qtr) (Oct. 12, 2019)

## RECORDED A BLOCKED FIELD GOAL ATTEMPT

by A&M..... Justin Madubiuke vs Ole Miss (3rd Qtr) (Oct. 19, 2019)  
by Opp. .... Dexter Lawrence of Clemson (2nd Qtr) (Sept. 8, 2018)

## A KICKOFF WAS RETURNED FOR A TD

by A&M..... 100 yards, Jashaun Corbin vs Arkansas (Sept. 29, 2018)  
by Opp. .... 100 yards, Elijah Lilly of New Mexico (Nov. 11, 2017)

## OPENING KICKOFF WAS RETURNED FOR A TD

by A&M..... 100 yards, Jashaun Corbin vs Arkansas (Sept. 29, 2018)

## PUNT RETURN FOR A TD

by A&M..... 90 yards, Christian Kirk vs New Mexico (Nov. 11, 2017)  
by Opp. .... 59 yards, J Bates of Wake Forest (Dec. 29, 2017)

## BLOCKED PUNT RETURN FOR A TD

by A&M..... Charles Oliver vs Wake Forest, 0 yards (Dec. 29, 2017)  
by Opp. .... Tyrell Shavers of Alabama, 2 yards (Oct. 12, 2019)

## INTERCEPTION RETURNED FOR A TD

by A&M..... Tyrel Dodson vs NC State, 78 yds (Dec. 31, 2018)  
by Opp. .... Emmanuel Forbes of Miss. St., 60 yds (Oct. 17, 2020)

## FUMBLE RECOVERY FOR A TD

by A&M..... Buddy Johnson vs Ole Miss, 62 yards (Oct. 19, 2019)  
by Opp. .... DeJon Harris of Arkansas, 6 yds (Sept. 28, 2019)

## A TEAM SCORED A SAFETY

by A&M..... vs Alabama in College Station (Oct. 7, 2017)  
(Gillaspia blocked punt out of endzone)  
by Opp. .... by Vanderbilt in College Station (Sept. 26, 2020)  
(Penalty on punt return occurred in the endzone)

## OVERTIME HISTORY

### (14-6 OVERALL, 9-3 HOME, 1-2 AWAY, 4-1 NEUTRAL)

Nov. 1, 1997	A&M 28, Oklahoma State 25	1 OT	College Station
Dec. 5, 1998	A&M 36, Kansas State 33	2 OT	St. Louis (Big 12 Championship)
Dec. 31, 2000	Mississippi State 43, A&M 41	1 OT	Shreveport, La. (Independence Bowl)
Oct. 5, 2002	Texas Tech 48, A&M 47	1 OT	College Station
Nov. 16, 2002	Missouri 33, A&M 27	2 OT	College Station
Oct. 23, 2004	A&M 29, Colorado 26	1 OT	College Station
Oct. 30, 2004	Baylor 35, A&M 34	1 OT	Waco, Texas
Nov. 13, 2004	A&M 32, Texas Tech 25	1 OT	College Station
Oct. 1, 2005	A&M 16, Baylor 13	1 OT	College Station
Oct. 21, 2006	A&M 34, Oklahoma State 33	1 OT	Stillwater, Okla.
Sept. 8, 2007	A&M 47, Fresno State 45	3 OT	College Station
Oct. 29, 2011	Missouri 38, A&M 31	1 OT	College Station
Nov. 11, 2011	Kansas State 53, A&M 50	4 OT	Manhattan, Kan.
Sept. 27, 2014	A&M 35, Arkansas 28	1 OT	Arlington, Texas
Sept. 26, 2015	A&M 28, Arkansas 21	1 OT	Arlington, Texas
Sept. 3, 2016	A&M 31, UCLA 24	1 OT	College Station
Oct. 8, 2016	A&M 45, Tennessee 38	2 OT	College Station
Sept. 23, 2017	A&M 50, Arkansas 43	1 OT	Arlington, Texas
Oct. 6, 2018	A&M 20, Kentucky 14	1 OT	College Station
Nov. 22, 2018	A&M 74, LSU 72	7 OT	College Station

# SEASON/CAREER STATISTICS

## OFFENSE

RUSHING	SEASON STATISTICS									CAREER STATISTICS								
	GP	Att	Gain	Loss	Net	Avg	TD	Long	Avg/G	GP	Att	Gain	Loss	Net	Avg	TD	Long	Avg/G
Isaiah Spiller	6	103	661	18	643	6.2	5	57	107.2	19	277	1658	69	1589	5.7	15	85	83.6
Ainias Smith	6	34	194	7	187	5.5	2	25	31.2	18	41	251	10	241	5.9	2	25	13.4
Devon Achane	4	21	125	1	124	5.9	2	30	31.0	4	21	124	1	124	5.9	2	30	31.0
Kellen Mond	6	34	132	20	112	3.3	1	15	18.7	43	398	2084	658	1426	3.6	19	79	33.2
Haynes King	2	6	43	0	43	7.2	0	22	21.5	2	6	43	0	43	7.2	0	22	21.5
Earnest Crownover	4	3	16	0	16	5.3	0	9	4.0	4	3	16	0	16	5.3	0	9	4.0
Deondre Jackson	1	2	15	0	15	7.5	0	9	15.0	1	2	15	0	15	7.5	0	9	15.0
Darvon Hubbard	1	1	2	0	2	2.0	0	2	2.0	1	1	2	0	2	2.0	0	2	2.0
TEAM	5	6	0	7	-7	-1.2	0	0	-1.4									
<b>Total</b>	<b>6</b>	<b>210</b>	<b>1188</b>	<b>53</b>	<b>1135</b>	<b>5.4</b>	<b>10</b>	<b>57</b>	<b>189.2</b>									
<b>Opponents</b>	<b>6</b>	<b>177</b>	<b>718</b>	<b>144</b>	<b>574</b>	<b>3.2</b>	<b>4</b>	<b>28</b>	<b>95.7</b>									

PASSING	SEASON STATISTICS							CAREER STATISTICS								
	GP	Effic	Cmp-Att-Int	Pct	Yds	TD	Lng	Avg/G	GP	Effic	Att-Cmp-Int	Pct	Yds	TD	Lng	Avg/G
Kellen Mond	6	158.85	117-182-2	64.3	1468	16	52	244.7	43	132.39	1243-730-26	58.7	8847	68	81	205.7
Haynes King	2	206.40	2-4-1	50.0	59	1	42	29.5	2	206.40	4-2-1	50.0	59	1	42	29.5
TEAM	5	0.00	0-1-0	0.0	0	0	0	0.0								
<b>Total</b>	<b>6</b>	<b>159.02</b>	<b>119-187-3</b>	<b>63.6</b>	<b>1527</b>	<b>17</b>	<b>52</b>	<b>254.5</b>								
<b>Opponents</b>	<b>6</b>	<b>149.53</b>	<b>128-188-6</b>	<b>68.1</b>	<b>1455</b>	<b>13</b>	<b>87</b>	<b>242.5</b>								

RECEIVING	SEASON STATISTICS							CAREER STATISTICS						
	GP	No.	Yds	Avg	TD	Long	Avg/G	GP	No.	Yds	Avg	TD	Long	Avg/G
Jalen Wydermyer	6	28	311	11.1	4	32	51.8	19	60	758	12.6	10	52	39.9
Ainias Smith	6	26	312	12.0	5	47	52.0	18	48	560	11.7	8	47	31.1
Chase Lane	6	23	311	13.5	2	51	51.8	8	23	311	13.5	2	51	38.9
Caleb Chapman	3	14	197	14.1	3	51	65.7	16	15	203	13.5	3	51	12.7
Hezekiah Jones	2	7	59	8.4	0	15	29.5	27	24	206	8.6	0	18	7.6
Isaiah Spiller	6	6	87	14.5	0	36	14.5	19	35	290	8.3	0	45	15.3
Jalen Preston	6	6	66	11.0	0	21	11.0	21	10	116	11.6	1	21	5.5
Kam Brown	6	5	55	11.0	0	15	9.2	9	7	74	10.6	0	20	8.2
Devon Achane	4	2	70	35.0	1	52	17.5	4	2	70	35.0	1	52	17.5
Max Wright	3	1	42	42.0	1	42	14.0	20	1	42	42.0	1	42	2.1
Ryan Renick	6	1	17	17.0	1	17	2.8	29	5	56	11.2	1	19	1.9
<b>Total</b>	<b>6</b>	<b>119</b>	<b>1527</b>	<b>12.8</b>	<b>17</b>	<b>52</b>	<b>254.5</b>							
<b>Opponents</b>	<b>6</b>	<b>128</b>	<b>1455</b>	<b>11.4</b>	<b>13</b>	<b>87</b>	<b>242.5</b>							

TOTAL OFFENSE	SEASON STATISTICS						CAREER STATISTICS					
	G	Plays	Rush	Pass	Total	Avg/G	G	Plays	Rush	Pass	Total	Avg/G
Kellen Mond	6	216	112	1468	1580	263.3	43	1641	1426	8847	10273	238.9
Isaiah Spiller	6	103	643	0	643	107.2	19	277	1589	0	1589	83.6
Ainias Smith	6	34	187	0	187	31.2	18	41	241	0	241	13.4
Devon Achane	4	21	124	0	124	31.0	4	21	124	0	124	31.0
Haynes King	2	10	43	59	102	51.0	2	10	43	59	102	51.0
Earnest Crownover	4	3	16	0	16	4.0	4	3	16	0	16	4.0
Deondre Jackson	1	2	15	0	15	15.0	1	2	15	0	15	15.0
Darvon Hubbard	1	1	2	0	2	2.0	1	1	2	0	2	2.0
TEAM	5	7	-7	0	-7	-1.4						
<b>Total</b>	<b>6</b>	<b>397</b>	<b>1135</b>	<b>1527</b>	<b>2662</b>	<b>443.7</b>						
<b>Opponents</b>	<b>6</b>	<b>365</b>	<b>574</b>	<b>1455</b>	<b>2029</b>	<b>338.2</b>						

SCORING	SEASON STATISTICS										CAREER STATISTICS									
	TD	FGs	Kick	Rush	Rcv	Pass	DXP	Saf	Points	TD	FGs	Kick	Rush	Rcv	Pass	DXP	Saf	Points		
Ainias Smith	7	0-0	0-0	0-0	0	0-0	0	0	42	10	0-0	0-0	0	0-0	0	0	60			
Seth Small	0	4-5	26-27	0-0	0	0-0	0	0	38	0	42-56	112-113	0-0	0	0-0	0	0	238		
Isaiah Spiller	5	0-0	0-0	0-0	0	0-0	0	0	30	15	0-0	0-0	0	0-0	0	0	90			
Jalen Wydermyer	4	0-0	0-0	0-0	0	0-0	0	0	24	10	0-0	0-0	0	0-0	0	0	60			
Devon Achane	3	0-0	0-0	0-0	0	0-0	0	0	18	3	0-0	0-0	0	0-0	0	0	18			
Caleb Chapman	3	0-0	0-0	0-0	0	0-0	0	0	18	3	0-0	0-0	0	0-0	0	0	18			
Chase Lane	2	0-0	0-0	0-0	0	0-0	0	0	12	2	0-0	0-0	0	0-0	0	0	12			
Max Wright	1	0-0	0-0	0-0	0	0-0	0	0	6	1	0-0	0-0	0	0-0	0	0	6			
Kellen Mond	1	0-0	0-0	0-0	0	0-0	0	0	6	19	0-0	0-0	1-1	0	3-6	0	0	116		
Ryan Renick	1	0-0	0-0	0-0	0	0-0	0	0	6	1	0-0	0-0	0-0	0	0-0	0	0	6		
<b>Total</b>	<b>27</b>	<b>4-5</b>	<b>26-27</b>	<b>0-0</b>	<b>0</b>	<b>0-0</b>	<b>0</b>	<b>0</b>	<b>200</b>											
<b>Opponents</b>	<b>19</b>	<b>5-9</b>	<b>19-19</b>	<b>0-0</b>	<b>0</b>	<b>0-0</b>	<b>0</b>	<b>1</b>	<b>150</b>											

# SEASON/CAREER STATISTICS

## OFFENSE

ALL PURPOSE	SEASON STATISTICS								CAREER STATISTICS							
	G	Rush	Rec	PR	KOR	IR	Tot	Avg/G	G	Rush	Rec	PR	KOR	IR	Tot	Avg/G
Isaiah Spiller	6	643	87	0	0	0	730	121.7	19	1589	290	0	0	0	1879	98.9
Ainias Smith	6	187	312	62	0	0	561	93.5	18	241	560	252	257	0	1310	72.8
Chase Lane	6	0	311	0	30	0	341	56.8	8	0	311	0	54	0	365	45.6
Jalen Wydermyer	6	0	311	0	0	0	311	51.8	19	0	758	0	0	0	758	39.9
Caleb Chapman	3	0	197	0	0	0	197	65.7	16	0	203	0	0	0	203	12.7
Devon Achane	4	124	70	0	0	0	194	48.5	4	124	70	0	0	0	194	48.5
Kellen Mond	6	112	0	0	0	0	112	18.7	43	1426	0	0	0	0	1426	33.2
Jalen Preston	6	0	66	0	0	0	66	11.0	21	0	116	0	68	0	184	8.8
Hezekiah Jones	2	0	59	0	0	0	59	29.5	27	0	206	0	0	0	206	7.6
Kam Brown	6	0	55	0	0	0	55	9.2	9	0	74	0	0	0	74	8.2
Leon O'Neal Jr.	6	0	0	0	0	52	52	8.7	32	0	0	0	0	77	77	2.4
Haynes King	2	43	0	0	0	0	43	21.5	2	43	0	0	0	0	43	21.5
DeMarvin Leal	6	0	0	0	0	43	43	7.2	19	0	0	0	0	43	43	2.3
Max Wright	3	0	42	0	0	0	42	14.0	20	0	42	0	0	0	42	2.1
Chris Russell Jr.	6	0	0	21	0	0	21	3.5	17	0	0	21	0	0	21	1.2
Ryan Renick	6	0	17	0	0	0	17	2.8	29	0	56	0	21	0	77	2.7
Earnest Crownover	4	16	0	0	0	0	16	4.0	4	16	0	0	0	0	16	4.0
Deondre Jackson	1	15	0	0	0	0	15	15.0	1	15	0	0	0	0	15	15.0
Darvon Hubbard	1	2	0	0	0	0	2	2.0	1	2	0	0	0	0	2	2.0
Keldrick Carper	6	0	0	0	0	-4	-4	-0.7	41	0	0	0	0	-4	-4	-0.1
TEAM	5	-7	0	0	0	0	-7	-1.4								
<b>Total</b> .....	<b>6</b>	<b>1135</b>	<b>1527</b>	<b>83</b>	<b>30</b>	<b>91</b>	<b>2866</b>	<b>477.7</b>								
<b>Opponents</b> .....	<b>6</b>	<b>574</b>	<b>1455</b>	<b>5</b>	<b>69</b>	<b>107</b>	<b>2210</b>	<b>368.3</b>								

## DEFENSE

DEFENSIVE LEADERS	SEASON STATISTICS										CAREER STATISTICS											
	GP	Solo	Ast	Total	TFL	Sacks	Int	PBU	FR	FF	Blk	GP	Solo	Ast	Total	TFL	Sacks	Int	PBU	FR	FF	Blk
1 Buddy Johnson	6	25	32	57	4.0	2.0	.	2	.	2	.	43	82	99	181	20.0	4.5	.	3	2	3	.
33 Aaron Hansford	6	12	21	33	4.0	2.0	.	.	.	.	.	28	21	31	52	7.0	4.0	.	2	.	.	.
26 Demani Richardson	5	21	10	31	1.5	.	1	1	.	.	.	17	59	43	102	4.0	0.5	2	3	.	1	.
9 Leon O'Neal Jr.	6	18	12	30	2.0	.	2	1	.	.	.	32	56	29	85	7.0	.	4	5	.	.	.
0 Myles Jones	6	20	9	29	2.0	.	1	3	.	.	.	44	77	34	111	6.0	.	4	26	1	1	.
7 Devin Morris	6	11	12	23	2.0	.	.	3	.	.	.	17	20	14	34	5.0	2.0	1	4	.	.	.
92 Jayden Peevy	6	9	12	21	4.5	1.0	.	1	1	.	.	43	28	53	81	12.5	5.5	.	4	1	.	4
17 Jaylon Jones	6	12	7	19	0.0	.	.	3	.	.	.	6	12	7	19	0.0	.	.	3	.	.	.
32 Andre White Jr.	6	5	14	19	1.0	.	.	1	.	.	.	6	5	14	19	1.0	.	.	1	.	.	.
14 Keldrick Carper	6	11	6	17	1.0	.	1	1	.	.	.	41	58	49	107	4.5	1.0	1	5	1	.	.
5 Bobby Brown	5	5	10	15	4.0	2.5	.	.	.	.	.	18	10	19	29	5.0	2.5	.	.	.	.	.
8 DeMarvin Leal	6	6	9	15	3.5	1.5	1	3	1	.	.	19	20	33	53	9.0	3.5	1	3	1	.	.
2 Micheal Clemons	5	7	7	14	4.5	4.0	.	.	.	.	.	29	29	32	61	10.0	5.5	.	.	.	.	.
3 Tyree Johnson	6	4	6	10	2.5	1.5	.	1	.	.	.	31	24	32	56	11.0	7.0	.	2	.	1	.
35 McKinnley Jackson	6	1	8	9	1.0	0.5	.	2	.	.	.	6	1	8	9	1.0	0.5	.	2	.	.	.
27 Antonio Johnson	3	4	4	8	0.5	.	.	.	.	.	.	3	4	4	8	0.5	.	.	.	.	.	.
4 Erick Young	3	5	1	6	0.0	.	.	.	.	.	.	10	5	2	7	0.5	.	1	.	.	.	.
13 Brian Williams	6	2	3	5	1.0	1.0	.	.	.	.	.	16	2	4	6	1.0	1.0	.	.	.	.	.
24 Chris Russell Jr.	6	3	1	4	0.0	.	.	.	.	.	1	17	3	2	5	0.0	.	.	.	.	.	1
6 Derick Hunter	6	2	2	4	1.0	.	.	.	.	.	.	10	2	2	4	1.0	.	.	.	.	.	.
24 Earnest Crownover	4	1	1	2	0.0	.	.	.	.	.	.	4	1	1	2	0.0	.	.	.	.	.	.
10 Fadil Diggs	1	1	1	2	0.0	.	.	.	.	.	.	1	1	1	2	0.0	.	.	.	.	.	.
18 Donell Harris Jr	2	1	.	1	0.0	.	.	.	.	.	.	2	1	.	1	0.0	.	.	.	.	.	.
15 Jeremiah Martin	5	.	1	1	0.0	.	.	.	.	.	.	28	6	4	10	3.0	.	.	.	.	.	.
54 Carson Green	6	1	.	1	0.0	.	.	.	.	.	.	44	1	.	1	0.0	.	.	.	.	.	.
34 Isaiah Raikes	2	.	1	1	0.0	.	.	.	.	.	.	2	.	1	1	0.0	.	.	.	.	.	.
81 Caleb Chapman	3	1	.	1	0.0	.	.	.	.	.	.	16	1	3	4	0.0	.	.	.	.	.	.
25 Reese Mason	2	1	.	1	0.0	.	.	.	.	.	.	4	1	.	1	0.0	.	.	.	.	.	.
45 Edgerrin Cooper	6	1	.	1	0.0	.	.	.	.	.	.	6	1	.	1	0.0	.	.	.	.	.	.
<b>Total</b> .....	<b>6</b>	<b>190</b>	<b>190</b>	<b>380</b>	<b>40</b>	<b>16</b>	<b>6</b>	<b>22</b>	<b>2</b>	<b>2</b>	<b>1</b>											
<b>Opponents</b> .....	<b>6</b>	<b>205</b>	<b>188</b>	<b>393</b>	<b>21</b>	<b>2</b>	<b>3</b>	<b>21</b>	<b>4</b>	<b>5</b>	<b>.</b>											

# SEASON/CAREER STATISTICS

## RETURNS / SPECIAL TEAMS

INTERCEPTIONS	SEASON STATISTICS					CAREER STATISTICS				
	No.	Yds	Avg	TD	Long	No.	Yds	Avg	TD	Long
Leon O'Neal Jr.	2	52	26.0	0	35	4	77	19.2	0	35
DeMarvin Leal	1	43	43.0	0	43	1	43	43.0	0	43
Demani Richardson	1	0	0.0	0	0	2	16	8.0	0	16
Myles Jones	1	0	0.0	0	0	4	33	8.2	0	19
Keldrick Carper	1	-4	-4.0	0	0	1	-4	-4.0	0	0
<b>Total</b>	<b>6</b>	<b>91</b>	<b>15.2</b>	<b>0</b>	<b>43</b>					
<b>Opponents</b>	<b>3</b>	<b>107</b>	<b>35.7</b>	<b>2</b>	<b>60</b>					

FUMBLE RETURNS	SEASON STATISTICS					CAREER STATISTICS				
	No.	Yds	Avg	TD	Long	No.	Yds	Avg	TD	Long
DeMarvin Leal	1	2	2.0	0	2	1	2	2.0	0	2
Jayden Peevy	1	19	19.0	0	19	1	19	19.0	0	19
<b>Total</b>	<b>2</b>	<b>21</b>	<b>10.5</b>	<b>0</b>	<b>19</b>					
<b>Opponents</b>	<b>2</b>	<b>12</b>	<b>6.0</b>	<b>0</b>	<b>8</b>					

PUNT RETURNS	SEASON STATISTICS					CAREER STATISTICS				
	No.	Yds	Avg	TD	Long	No.	Yds	Avg	TD	Long
Ainias Smith	11	62	5.6	0	22	27	252	9.3	0	34
Chris Russell Jr.	1	21	21.0	0	0	1	21	21.0	0	0
<b>Total</b>	<b>12</b>	<b>83</b>	<b>6.9</b>	<b>0</b>	<b>22</b>					
<b>Opponents</b>	<b>2</b>	<b>5</b>	<b>2.5</b>	<b>0</b>	<b>11</b>					

KICK RETURNS	SEASON STATISTICS					CAREER STATISTICS				
	No.	Yds	Avg	TD	Long	No.	Yds	Avg	TD	Long
Chase Lane	3	30	10.0	0	20	4	54	13.5	0	24
<b>Total</b>	<b>3</b>	<b>30</b>	<b>10.0</b>	<b>0</b>	<b>20</b>					
<b>Opponents</b>	<b>4</b>	<b>69</b>	<b>17.2</b>	<b>0</b>	<b>19</b>					

FIELD GOALS	SEASON STATISTICS					CAREER STATISTICS				
	Att	Good	Long	Blkd		Att	Good	Long	Blkd	Pct.
Seth Small	5	4	29	0		56	42	52	0	75.0
<b>Total</b>	<b>5</b>	<b>4</b>	<b>29</b>	<b>0</b>						
<b>Opponents</b>	<b>9</b>	<b>5</b>	<b>53</b>	<b>0</b>						


PUNTING	SEASON STATISTICS								CAREER STATISTICS							
	No.	Yds	Avg	Long	TB	FC	I20	Blkd	No.	Yds	Avg	Long	TB	FC	I20	Blkd
Nik Constantinou	16	686	42.9	54	1	8	5	0	17	743	43.7	57	1	8	6	0
<b>Total</b>	<b>16</b>	<b>686</b>	<b>42.9</b>	<b>54</b>	<b>1</b>	<b>8</b>	<b>5</b>	<b>0</b>								
<b>Opponents</b>	<b>24</b>	<b>938</b>	<b>39.1</b>	<b>54</b>	<b>3</b>	<b>5</b>	<b>3</b>	<b>1</b>								

KICKOFFS	SEASON STATISTICS								CAREER STATISTICS				
	No.	Yds	Avg	TB	OB	Retn	Net	YdLn	No.	Yds	Avg	TB	OB
Caden Davis	36	2338	64.9	32	0				36	2338	64.9	32	0
<b>Total</b>	<b>36</b>	<b>2338</b>	<b>64.9</b>	<b>32</b>	<b>0</b>	<b>69</b>	<b>40.8</b>	<b>24</b>					
<b>Opponents</b>	<b>29</b>	<b>1586</b>	<b>54.7</b>	<b>15</b>	<b>0</b>	<b>30</b>	<b>40.7</b>	<b>24</b>					



# GAME SUMMARIES

	--	<b>VANDERBILT</b> (0-1)	<b>12</b>
	10/11	<b>TEXAS A&amp;M</b> (1-0)	<b>17</b>

**SATURDAY, SEPT. 26 • KYLE FIELD • BRYAN-COLLEGE STATION, TEXAS**  
**ATTENDANCE: 24,073 • TV: SEC NETWORK-ALTERNATE**

**COLLEGE STATION, Texas (AP) --** Texas A&M coach Jimbo Fisher admitted that he'd be mad all week after the way his 10th-ranked team played against Vanderbilt on Saturday night.

But the veteran coach was able to look on the bright side of his situation after the game. "I'm going to promise you this, it's a lot easier to go fix mistakes when you win than when you lose," he said.

Isaiah Spiller had 117 yards rushing, Ainius Smith ran for a touchdown Texas A&M overcame three turnovers in a mistake-filled game to beat Vanderbilt 17-12 in the season-opener for both teams.

Spiller had 5 five yards rushing in the first half before getting going after halftime. Smith added 51 yards rushing after switching from receiver to running back this season to steady the offense on a night when Kellen Mond fumbled twice, losing one.

The Aggies didn't trail after the first quarter but were never able to pull away despite entering the game as 30-point favorites because of three fumbles and a penalty that resulted in a safety.

Spiller got things going for A&M after halftime when he ran for 57 yards on the first play of the third quarter. Texas A&M pushed the lead to 14-5 when Mond connected with Caleb Chapman on a 17-yard TD pass two plays later.

Seals threw an interception on Vanderbilt's next drive, but the Aggies couldn't cash in on the mistake after Mond fumbled at the end of a run on the ensuing possession.

The Commodores cut the lead to 14-12 late in the third quarter when Seals threw a perfect strike to Amir Abdur-Rahman in the corner of the end zone for a 7-yard touchdown. Abdur-Rahman had five receptions for 72 yards -- both career highs.

The Aggies added a field goal early in the fourth quarter to make it 17-12. Texas A&M was driving later in the quarter when Daevion Davis forced a fumble after a reception by Jalen Preston and recovered it to give Vanderbilt the ball at their own 42.

But a pass by Seals was tipped and intercepted by Leon O'Neal. He returned it 35 yards and the Aggies got 15 more yards after Chris Pierce was flagged for a late hit when he threw O'Neal down at the end of the run while he was out of bounds on the A&M sideline.

The Aggies came away empty on their next drive when Mond fumbled the handoff on fourth-and-1. But Vanderbilt had to punt it back to allow Texas A&M to hold on for the victory.

Vanderbilt led 3-0 in the first quarter before Smith ran 25 yards for a touchdown to put A&M on top.

There were about eight minutes left in the second quarter when Andre Mintze hit Mond to force a fumble which was recovered by Dashaun Jerkins. The Commodores couldn't move the ball and had to punt. But Brian George received a personal foul for a blind side block in the end zone to give Vanderbilt a safety to cut the lead to 7-5.

	<b>1</b>	<b>2</b>	<b>3</b>	<b>4</b>	<b>SCORE</b>
<b>VANDY</b>	3	2	7	0	<b>12</b>
<b>TAMU</b>	7	0	7	3	<b>17</b>

## SCORING SUMMARY

<b>1ST</b>	08:58	VANDY	Cooke 33 yd field goal	13-60 6:02
	03:33	TAMU	Smith 25 yd run (Small kick)	7-75 3:25
<b>2ND</b>	07:23	VANDY	TEAM safety	
<b>3RD</b>	13:20	TAMU	Chapman 17 yd pass from Mond (Small kick)	3-75 1:40
	02:45	VANDY	Abdur-Rahman 7 yd pass from Seals (Cooke kick)	9-43 4:22
<b>4TH</b>	14:00	TAMU	Small 24 yd field goal	9-68 3:45

	VANDY	TAMU
FIRST DOWNS	17	17
RUSHES-YARDS (NET)	38-105	27-183
PASSING YDS (NET)	150	189
Passes Att-Comp-Int	29-20-2	28-17-0
TOTAL OFFENSE PLAYS-YARDS	67-255	55-372
Fumble Returns-Yards	1-8	0-0
Punt Returns-Yards	0-0	2-2
Kickoff Returns-Yards	2-36	1-7
Interception Returns-Yards	0-0	2-35
Punts (Number-Avg)	6-41.0	2-45.0
Fumbles-Lost	0-0	5-3
Penalties-Yards	3-35	8-50
Possession Time	33:59	26:01
Third-Down Conversions	7 of 17	4 of 10
Fourth-Down Conversions	1 of 1	0 of 1
Red-Zone Scores-Chances	2-3	2-2
Sacks By: Number-Yards	1-2	2-18


**RUSHING: VANDY**-Ja'Veon Marlow 16-65; Jamauri Wakefield 15-37; Ken Seals 7-3. **TEXAS A&M**-Isaiah Spiller 8-117; Ainius Smith 10-51; Kellen Mond 7-18; TEAM 2-minus 3.

**PASSING: VANDY**-Ken Seals 20-29-2-150. **TEXAS A&M**-Kellen Mond 17-28-0-189.

**RECEIVING: VANDY**-Amir Abdur-Rahman 5-72; Ben Bresnahan 3-28; Jamauri Wakefield 3-16; Cam Johnson 2-21; Chris Pierce Jr. 2-10; Ja'Veon Marlow 2-4; Tyrell Alexander 1-6; Justin Ball 1-minus 3; Jayden Harrison 1-minus 4. **TEXAS A&M**-Caleb Chapman 4-40; Jalen Preston 4-39; Chase Lane 3-38; Ainius Smith 2-27; Kam Brown 2-26; Jalen Wydermyer 2-19.

**INTERCEPTIONS: VANDY**-None. **TEXAS A&M**-Leon O'Neal Jr. 1-35; Demani Richardson 1-0.

**FUMBLES: VANDY**-None. **TEXAS A&M**-Kellen Mond 3-2; Ainius Smith 1-0; Jalen Preston 1-1.

	13/13	<b>TEXAS A&amp;M</b> (1-1)	<b>24</b>
	2/2	<b>ALABAMA</b> (2-0)	<b>52</b>

**SATURDAY, OCT. 3 • BRYANT-DENNY STADIUM • TUSCALOOSA, ALABAMA**  
**ATTENDANCE: 19,424 • TV: CBS**

**COLLEGE STATION, Texas (AP) --** Mac Jones passed for a career-high 435 yards and four touchdowns, including a pair of deep throws to John Metchie III and an even longer one to Jaylen Waddle, and No. 2 Alabama defeated No. 13 Texas A&M 52-24 on Saturday.

Briefly threatened early, Jones and the Crimson Tide (2-0) flexed their considerable big-play muscle in the passing game to put away the Aggies (1-1). A sign of things to come: His first attempt went 78 yards to Metchie, Bama's latest major receiving threat.

Jones topped that with an 87-yard TD to Waddle, who had sprinted past two Aggies defenders to make the grab with nothing but green in between himself and the end zone. Metchie and Jones hooked up for a 63-yarder in the fourth, giving the sophomore five catches for 181 yards.

Jones finished 19-of-26 passing for a second straight surgically precise performance marred by one interception off a deflection. Waddle had 142 yards receiving and his touchdown catch was tied for the fifth longest in program history.

It came after three Alabama penalties in four plays. Jones' three career pass touchdowns of 85-plus yards are the most by a Tide quarterback.

Najee Harris rushed for two short touchdowns and safety Daniel Wright scored on a 47-yard interception return against Kellen Mond.

Mond put up big numbers but it wasn't nearly enough. He completed 25 of 44 passes for 318 yards with three touchdowns -- and the pick six. Ainius Smith had six catches for 123 yards and two touchdowns.

	<b>1</b>	<b>2</b>	<b>3</b>	<b>4</b>	<b>SCORE</b>
<b>TAMU</b>	7	7	3	7	<b>24</b>
<b>BAMA</b>	14	21	7	10	<b>52</b>

## SCORING SUMMARY

<b>1ST</b>	09:19	UA	Metchie 78 yd pass from Jones (Reichard kick)	3-80 1:18
	03:58	UA	Harris 6 yd run (Reichard kick)	7-66 3:14
	01:13	TAMU	Smith 47 yd pass from Mond (Small kick)	5-75 2:45
<b>2ND</b>	14:44	TAMU	Renick 17 yd pass from Mond (Small kick)	1-17 0:06
	09:07	UA	Harris 2 yd run (Reichard kick)	7-66 2:34
	06:19	UA	Wright 47 yd interception return (Reichard kick)	
	00:22	UA	Smith 2 yd pass from Mac Jones (Reichard kick)	8-64 0:59
<b>3RD</b>	09:03	TAMU	Small 29 yd field goal	12-40 4:59
	07:24	UA	Waddle 87 yd pass from Jones (Reichard kick)	3-75 1:39
<b>4TH</b>	10:14	UA	Reichard 27 yd field goal	10-68 5:32
	07:25	TAMU	Smith 14 yd pass from Mond (Small kick)	7-75 2:49
	05:33	UA	Metchie 63 yd pass from Jones (Reichard kick)	4-75 1:52

	TAMU	BAMA
FIRST DOWNS	25	22
RUSHES-YARDS (NET)	30-115	28-109
PASSING YDS (NET)	335	435
Passes Att-Comp-Int	47-26-2	27-20-1
TOTAL OFFENSE PLAYS-YARDS	77-450	55-544
Fumble Returns-Yards	0-0	0-0
Punt Returns-Yards	0-0	1-11
Kickoff Returns-Yards	0-0	0-0
Interception Returns-Yards	1-43	2-47
Punts (Number-Avg)	2-39.5	2-33.0
Fumbles-Lost	0-0	0-0
Penalties-Yards	7-58	6-40
Possession Time	37:42	22:18
Third-Down Conversions	10 of 17	5 of 10
Fourth-Down Conversions	0 of 2	0 of 0
Red-Zone Scores-Chances	3-5	4-4
Sacks By: Number-Yards	1-4	0-0

**RUSHING: TEXAS A&M**-Haynes King 5-43; Ainius Smith 5-29; Isaiah Spiller 11-25; Kellen Mond 8-19; TEAM 1-minus 1. **ALABAMA**-B. Robinson Jr. 10-60; Najee Harris 12-43; Trey Sanders 2-14; Jaylen Waddle 1-3; Mac Jones 2-minus 2; TEAM 1-minus 9.


**PASSING: TEXAS A&M**-Kellen Mond 25-44-1-318; Haynes King 1-3-1-17. **ALABAMA**-Mac Jones 20-27-1-435.

**RECEIVING: TEXAS A&M**-Jalen Wydermyer 8-82; Ainius Smith 6-123; Chase Lane 6-62; Jalen Preston 2-27; Kam Brown 2-18; Ryan Renick 1-17; Caleb Chapman 1-6. **ALABAMA**-DeVonta Smith 6-63; John Metchie 5-181; Jaylen Waddle 5-142; Najee Harris 2-26; M. Forristall 2-23.

**INTERCEPTIONS: TEXAS A&M**-DeMarvin Leal 1-43. **ALABAMA**-Daniel Wright 1-47; Malachi Moore 1-0.

**FUMBLES: TEXAS A&M**-None. **ALABAMA**-None.

# GAME SUMMARIES

	4/3	<b>FLORIDA (2-1)</b>	<b>38</b>
	21/20	<b>TEXAS A&amp;M (2-1)</b>	<b>41</b>

**SATURDAY, OCT. 10 • KYLE FIELD • BRYAN-COLLEGE STATION, TEXAS**  
**ATTENDANCE: 24,709 • TV: ESPN**

**COLLEGE STATION, Texas (AP) --** Isaiah Spiller rushed for 174 yards and two touchdowns, and No. 21 Texas A&M beat fourth-ranked Florida 41-38 on Seth Small's 26-yard field goal as time expired Saturday. Spiller helped get the Aggies get into position for Small's decisive kick, giving Jimbo Fisher his first win over a top-five team since taking over as Texas A&M coach.

Fisher brushed off the notion that it was a signature win or it meant more than anything he's done in three seasons in College Station. Kellen Mond threw a 51-yard pass to Caleb Chapman for a tying TD with about 4½ minutes to go.

The Gators were driving when Buddy Johnson forced a fumble by Malik Davis, and it was recovered by DeMarvin Leal to set up the game-ending field goal.

Mond passed for 338 yards and three touchdowns to help the Aggies (2-1, 2-1 SEC) down the previously undefeated Gators (2-1, 2-1).

Florida quarterback Kyle Trask had 312 yards passing and four TDs, but the Gators were done in by the late mistake and another poor performance by their defense.

Mullen was disappointed that the Gators allowed A&M to convert 12 of 15 third-down opportunities.

Chapman finished with nine receptions for 151 yards and two touchdowns as the Aggies bounced back from last week's lopsided loss to No. 2 Alabama.

Leon O'Neal intercepted Trask on Florida's first drive of the second half, but the play was wiped out by a hands-to-the-face penalty on Michael Clemons. There was a scuffle after a play later in the drive that resulted in unsportsmanlike conduct penalties for both teams.

Kadarius Toney grabbed his second TD reception on the next play, a 37-yarder that made it 28-17 Gators with about 10 minutes left in the third.

Another unsportsmanlike conduct penalty on the Aggies, this one on Andre White, occurred on the ensuing kickoff and it looked as if Florida was in control of the game.

But then Spiller got going. Texas A&M grinded it out on its next drive, passing just once on a 10-play possession capped by a 3-yard TD from Spiller.

Florida led 28-24 early in the fourth when Spiller struck again, running 19 yards for a touchdown on a fourth-and-2 play. Spiller bounced off several defenders before waltzing into the end zone and then hitting the Florida fan section with a Gator cheer.

Florida's Evan McPherson kicked a tying 53-yard field goal with about 9½ minutes remaining, setting the stage for a wild finish.

The game was tied when Ainius Smith fumbled after a reception and the ball was recovered by Marco Wilson. The Gators cashed in on the mistake when Trask threw a 1-yard touchdown pass to Dameon Pierce to make it 38-31 with about six minutes left.

Kyle Pitts gave the Gators an early lead when he leaped above two defenders for a 5-yard touchdown reception on the first drive. The Aggies tied it up when Mond connected with Chase Lane on an 11-yard TD on their first possession.

Trask's second TD pass came on the next drive when he found Toney for an 11-yard grab.

Mond then orchestrated a 14-play, 94-yard drive capped by a touchdown pass to Caleb Chapman with 9½ minutes left in the first half.

Florida regained the lead on Nay'Quan Wright's 1-yard scoring run with about four minutes left in the second.

The Aggies made a field goal at the end of the second quarter to cut the lead to 21-17 at halftime.

	1	2	3	4	SCORE
<b>UF</b>	14	7	7	10	<b>38</b>
<b>TAMU</b>	7	10	7	17	<b>41</b>

## SCORING SUMMARY

QTR	TIME	TEAM	DESCRIPTION	SCORE
1ST	07:32	UF	Pitts 5 yd pass from Trask (McPherson kick)	17-7 7:28
	03:59	TAMU	Lane 11 yd pass from Mond (Small kick)	7-7 5:33
	01:42	UF	Toney 11 yd pass from Trask (McPherson kick)	5-7 5:27
2ND	09:33	TAMU	Chapman 2 yd pass from Mond (Small kick)	14-9 7:09
	04:14	UF	Wright 1 yd run (McPherson kick)	11-7 5:19
	00:00	TAMU	Small 19 yd field goal	14-7 4:14
3RD	09:38	UF	Toney 37 yd pass from Trask (McPherson kick)	6-9 3:35
	04:18	TAMU	Spiller 3 yd run (Small kick)	10-7 5:20
4TH	12:35	TAMU	Spiller 19 yd run (Small kick)	10-66 5:42
	09:54	UF	McPherson 53 yd field goal	7-40 2:41
	06:14	UF	Pierce 1 yd pass from Trask (McPherson kick)	5-37 2:12
	04:30	TAMU	Chapman 51 yd pass from Mond (Small kick)	4-75 1:44
	00:00	TAMU	Small 26 yd field goal	8-40 3:40

	UF	TAMU
FIRST DOWNS	22	32
RUSHES-YARDS (NET)	24-90	38-205
PASSING YDS (NET)	312	338
Passes Att-Comp-Int	32-23-0	36-25-0
TOTAL OFFENSE PLAYS-YARDS	56-402	74-543
Fumble Returns-Yards	1-4	1-2
Punt Returns-Yards	0-0	0-0
Kickoff Returns-Yards	0-0	1-3
Interception Returns-Yards	0-0	0-0
Punts (Number-Avg)	1-36.0	1-36.0
Fumbles-Lost	1-1	2-1
Penalties-Yards	5-32	5-67
Possession Time	25:23	34:37
Third-Down Conversions	6 of 9	12 of 15
Fourth-Down Conversions	1 of 1	1 of 1
Red-Zone Scores-Chances	4-4	6-6
Sacks By: Number-Yards	0-0	1-6


**RUSHING: Florida**-Nayquan Wright 6-31; Dameon Pierce 7-25; Malik Davis 5-21; Kadarius Toney 1-9; Kyle Trask 5-4. **TEXAS A&M**-Isaiah Spiller 27-174; Ainius Smith 5-23; Kellen Mond 6-8.

**PASSING: Florida**-Kyle Trask 23-32-0-312. **TEXAS A&M**-Kellen Mond 25-35-0-338; TEAM 0-1-0-0.

**RECEIVING: Florida**-Kadarius Toney 7-92; Kyle Pitts 5-47; Malik Davis 3-73; Trevon Grimes 3-44; Justin Shorter 2-22; Nayquan Wright 1-26; Kemore Gamble 1-7; Dameon Pierce 1-1. **TEXAS A&M**-Caleb Chapman 9-151; Jalen Wydermyer 5-53; Chase Lane 5-52; Isaiah Spiller 1-18; Kam Brown 1-11.

**INTERCEPTIONS: Florida**-None. **TEXAS A&M**-None.

**FUMBLES: Florida**-Malik Davis 1-1. **TEXAS A&M**-Isaiah Spiller 1-0; Ainius Smith 1-1.

	11/11	<b>TEXAS A&amp;M (3-1)</b>	<b>28</b>
	-/-	<b>MISSISSIPPI STATE (1-3)</b>	<b>14</b>

**SATURDAY, OCT. 17 • DAVIS-WADE STADIUM • STARKVILLE, MISSISSIPPI**  
**ATTENDANCE: 13,142 • TV: SEC NETWORK**

**COLLEGE STATION, Texas (AP) --** Texas A&M controlled the line of scrimmage and the clock. Isaiah Spiller ran for 114 yards and two touchdowns and Kellen Mond threw for two scores to help the No. 11 Aggies beat Mississippi State 28-14 on Saturday.

"When you're on the road, you've got to be able to control clock, control tempo, and you've got to run the football to do that," Aggies coach Jimbo Fisher said. "And we did at times today. The other part was running out the last five, six minutes of the game when we got the ball and we got down there and could have had a score. We didn't, but eating that clock up and not giving it back, that was huge."

Texas A&M (3-1) led 14-0 at the half and had 325 yards of total offense in the game. Ainius Smith caught five passes for 20 yards and a touchdown. Chase Lane caught two passes, including a 51-yard touchdown reception in the opening minutes of the third quarter.

Mississippi State (1-3) had little offensive rhythm for the third straight game. The Bulldogs' first touchdown came on Emmanuel Forbes' interception return in the third quarter.

"I thought we literally squandered the first half," Bulldog coach Mike Leach said. "Right now we're one team on Tuesday and Wednesday and another team on Saturday. We need to be able to transition that to the field. And if you think that's frustrating for you, you should try it from my perspective."

Leach benched starting quarterback KJ Costello midway through the second half for freshman Will Rogers, same as he did last week in a 24-2 loss at Kentucky. Rogers connected with Malik Heath for a 15-yard touchdown pass in the fourth quarter.

"Offensively, we were a bunch of pincushions out there," Leach said. "And I think its mental on the part of our o-line, because we can block our own defensive line consistently in practice and A&M couldn't even do that. So, it's definitely mental."

Texas A&M's defense continually disrupted the line of scrimmage, finishing with six sacks and eight tackles for loss. Mississippi State had minus-2 yards rushing and just 217 yards of total offense.

	1	2	3	4	SCORE
<b>TAMU</b>	0	14	14	0	<b>28</b>
<b>MSU</b>	0	0	7	7	<b>14</b>

## SCORING SUMMARY

QTR	TIME	TEAM	DESCRIPTION	SCORE
2ND	14:57	TAMU	Spiller 3 yd run (Small kick)	8-66 4:16
	13:27	TAMU	Spiller 1 yd run (Small kick)	1-1 0:04
3RD	11:38	MS	Forbes 60 yd interception return (Ruiz kick)	4-75 1:33
	10:05	TAMU	Lane 51 yd pass from Mond (Small kick)	2-8 0:46
	08:39	TAMU	Smith 6 yd pass from Mond (Small kick)	13-89 6:00
4TH	11:11	MS	Heath 32 yd pass from Rogers (Ruiz kick)	

	TAMU	MSU
FIRST DOWNS	17	15
RUSHES-YARDS (NET)	34-186	20-2
PASSING YDS (NET)	139	219
Passes Att-Comp-Int	23-13-1	40-30-1
TOTAL OFFENSE PLAYS-YARDS	57-325	60-217
Fumble Returns-Yards	1-19	0-0
Punt Returns-Yards	4-55	0-0
Kickoff Returns-Yards	0-0	0-0
Interception Returns-Yards	1-0	1-60
Punts (Number-Avg)	5-43.4	7-36.3
Fumbles-Lost	0-0	1-1
Penalties-Yards	5-40	3-25
Possession Time	30:32	29:28
Third-Down Conversions	4 of 10	7 of 15
Fourth-Down Conversions	0 of 0	0 of 0
Red-Zone Scores-Chances	3-4	0-0
Sacks By: Number-Yards	6-47	0-0

**RUSHING: Texas A&M**-Isaiah Spiller 18-114; Ainius Smith 10-52; Devon Achane 4-20; Kellen Mond 1-1; TEAM 1-minus 1. **MISSISSIPPI STATE**-J. Marks 7-25; Dillon Johnson 3-7; Will Rogers 1-minus 7; K.J. Costello 9-minus 27.


**PASSING: Texas A&M**-Kellen Mond 13-23-1-139. **MISSISSIPPI STATE**-K.J. Costello 15-22-1-99; Will Rogers 15-18-0-120.

**RECEIVING: Texas A&M**-Ainius Smith 5-20; Jalen Wydermyer 4-30; Chase Lane 2-70; Isaiah Spiller 2-19. **MISSISSIPPI STATE**-J. Marks 9-40; Osirus Mitchell 6-40; Malik Heath 5-57; Jaden Walley 3-37; Austin Williams 3-32; JaVonta Payton 2-9; Dillon Johnson 2-4.

**INTERCEPTIONS: Texas A&M**-Myles Jones 1-0. **MISSISSIPPI STATE**-Emmanuel Forbes 1-60.

**FUMBLES: Texas A&M**-None. **MISSISSIPPI STATE**-K.J. Costello 1-1.

# GAME SUMMARIES

	RV/RV <b>ARKANSAS (2-3)</b>	<b>31</b>
	B/B <b>TEXAS A&amp;M (4-1)</b>	<b>42</b>

**SATURDAY, OCT. 31 • KYLE FIELD • BRYAN-COLLEGE STATION, TEXAS**  
**ATTENDANCE: 27,114 • TV: SEC NETWORK**

**COLLEGE STATION, Texas (AP) --** Kellen Mond threw for 260 yards and three touchdowns as eighth-ranked Texas A&M built a big lead and held on for a 42-31 victory over Arkansas on Saturday night, extending its winning streak over the Razorbacks to nine games.

Jalen Wydermyer had a career-high 92 yards receiving with two touchdowns. Ainius Smith ran for a touchdown and caught a TD pass in the first half to help A&M win its third straight since losing to No. 2 Alabama.

Mond threw TD passes of 35, 6 and 15 yards. The senior added 32 yards rushing to give him 10,015 yards of total offense in his career, passing 2012 Heisman Trophy winner Johnny Manziel (9,989), who played just two seasons, for the most in school history.

The Aggies (4-1) led by 14 at halftime and scored two touchdowns in the third quarter while limiting the Razorbacks (2-3) to a field goal to make it 42-17 entering the fourth quarter.

Arkansas scored two touchdowns in the fourth quarter on a reception by Treyton Burks and 14-yard run by Rakeem Boyd, but the deficit was to big to overcome.

Franks threw for 239 yards and three touchdowns and ran for 91 yards for Arkansas. Burks had 117 yards receiving and two scores.

Arkansas entered the game leading the country with 10 interceptions after grabbing six in its last game against Ole Miss. But the Razorbacks couldn't force any turnovers on Saturday and remained winless against the Aggies since 2011.

It was the first campus meeting between these teams since a game at Arkansas in 2013 after they played the last six games at AT&T Stadium in Arlington, Texas.

A.J. Reed made a 34-yard field goal in the third quarter to cut the Aggies' lead to 28-17 after missing two longer tries in the first half.

Mond's second touchdown throw to Wydermyer made it 35-17 with about 5 1/2 minutes left in the third. Freshman Devon Achane's 30-yard run later in the third pushed the lead to 25 points.

Burks put Arkansas up early when he grabbed a 6-yard TD pass on the team's first possession.

The Aggies tied it when Smith scored on a 35-yard reception later in the first quarter.

Smith got into the end zone again on A&M's next possession, this time running 15 yards for the score to make it 14-7 late in the first quarter.

Freshman safety Jalen Catalan was ejected for targeting on that drive after a helmet-to-helmet hit on Chase Lane after a 15-yard reception.

Mond's second TD pass was on a 6-yard reception by Wydermyer, which extended the lead to 21-7 about seven minutes before halftime.

Tyson Morris got the Razorbacks within seven with a 1-yard touchdown catch later in the second quarter. Burks had a 36-yard reception on fourth-and-2 two plays earlier to keep the drive alive.

Texas A&M made it 28-14 with a 16-yard scoring run by Isaiah Spiller with about a minute left in the first half. Arkansas had a chance to cut the deficit after that, but Reed missed a 49-yard field goal attempt – his second miss of the half.

	<b>1</b>	<b>2</b>	<b>3</b>	<b>4</b>	<b>SCORE</b>
<b>ARKANSAS</b>	7	7	3	14	<b>31</b>
<b>TAMU</b>	14	14	14	0	<b>42</b>

## SCORING SUMMARY

<b>1ST</b>	08:09	AR	Burks 6 yd pass from Franks (Reed kick)	12-87 4:49
	03:57	TAMU	Smith 35 yd pass from Mond (Small kick)	8-75 4:12
	00:34	TAMU	Smith 15 yd run (Small kick)	4-58 2:22
<b>2ND</b>	06:43	TAMU	Wydermyer 6 yd pass from Mond (Small kick)	11-69 5:35
	04:13	AR	Morris 1 yd pass from Franks (Reed kick)	8-75 3:30
	01:13	TAMU	Spiller 6 yd run (Small kick)	7-74 3:00
<b>3RD</b>	10:22	AR	Reed 34 yd field goal	11-58 4:38
	05:22	TAMU	Wydermyer 15 yd pass from Mond (Small kick)	9-75 5:00
	00:56	TAMU	Achane 30 yd run (Small kick)	6-68 2:36
<b>4TH</b>	13:09	AR	Burks 16 yd pass from Franks (Reed kick)	8-75 2:47
	00:36	AR	Boyd 14 yd run (Reed kick)	6-69 1:29

	<b>ARK</b>	<b>TAMU</b>
FIRST DOWNS	29	25
RUSHES-YARDS (NET)	42-222	36-182
PASSING YDS (NET)	239	260
Passes Att-Comp-Int	32-23-0	26-21-0
TOTAL OFFENSE PLAYS-YARDS	74-461	62-442
Fumble Returns-Yards	0-0	0-0
Punt Returns-Yards	0-0	3-23
Kickoff Returns-Yards	0-0	1-20
Interception Returns-Yards	0-0	0-0
Punts (Number-Avg)	3-43.3	4-41.5
Fumbles-Lost	1-0	0-0
Penalties-Yards	5-51	9-100
Possession Time	27:01	32:59
Third-Down Conversions	3 of 11	7 of 11
Fourth-Down Conversions	1 of 2	0 of 0
Red-Zone Scores-Chances	5-5	4-4
Sacks By: Number-Yards	0-0	4-18


**RUSHING:** **ARK**-Rakeem Boyd 18-100; Feleipe Franks 16-91; Trelon Smith 5-30; Treyton Burks 3-1. **TEXAS A&M**-Isaiah Spiller 21-82; Devon Achane 4-39; Kellen Mond 6-32; Ainius Smith 3-31; TEAM 2-minus 2.

**PASSING:** **ARK**-Feleipe Franks 23-31-0-239; Treyton Burks 0-1-0-0. **TEXAS A&M**-Kellen Mond 21-26-0-260.

**RECEIVING:** **ARK**-Treyton Burks 7-117; Hudson Henry 6-33; Mike Woods 4-35; Blake Kern 2-21; DeVion Warren 1-22; Rakeem Boyd 1-9; Trelon Smith 1-1; Tyson Morris 1-1. **TEXAS A&M**-Jalen Wydermyer 6-92; Ainius Smith 6-67; Hezekiah Jones 5-47; Chase Lane 3-50; Isaiah Spiller 1-4.

**INTERCEPTIONS:** **ARK**-None. **TEXAS A&M**-None.

**FUMBLES:** **ARK**-Feleipe Franks 1-0. **TEXAS A&M**-None.

	7/7 <b>TEXAS A&amp;M (5-1)</b>	<b>48</b>
	-/RV <b>SOUTH CAROLINA (2-4)</b>	<b>3</b>

**SATURDAY, NOV. 7 • WILLIAMS-BRICE STADIUM • COLUMBIA, SOUTH CAROLINA**  
**ATTENDANCE: 16,253 • TV: ESPN**

**COLUMBIA, S.C. (AP) --** Kellen Mond threw four touchdown passes to become Texas A&M's career leader, Isaiah Spiller ran for 131 yards and the No. 7 Aggies routed South Carolina 48-3 on Saturday night.

Mond moved past Jerrod Johnson with the 68th touchdown pass of his career, a 52-yarder to Devon Achane in the third quarter with the game long decided.

Mond also ran for a score to help Texas A&M improve to 5-1 – all in the Southeastern Conference – for its best start since opening 6-0 in 2016. The Aggies are 7-0 against the Gamecocks.

Mond and Spiller helped the Aggies open a 21-0 halftime lead and cruise to their fourth consecutive victory since a loss at Alabama last month.

Spiller had two short pickups for first downs – one on a fourth-and-1 with Texas A&M in chip-shot field goal range – before Mond flipped a 4-yard TD pass to Ainius Smith.

Mond found tight end Jalen Wydermyer for two first-half scores. Wydermyer was left all alone and walked into the end zone on a 15-yard scoring grab. Right before half, Mond hit Wydermyer on a crossing route near the goal line to go up three scores.

South Carolina (2-4), coming off an off week, had no answer.

Quarterback Collin Hill was 8 of 21 for 66 yards and two interceptions before getting lifted in the fourth quarter for last year's starter and current backup, Ryan Hilinski.

Kevin Harris, the SEC's second-leading rusher coming in, was limited to 39 yards on 13 carries.

Mond had a 15-yard scoring run to start the third quarter before his long TD pass to Achane gave him his latest school record. Mond already holds career Aggies marks for completions, passing yards and total offense – probably with more on the way as his senior season continues.

He finished 16 of 26 for 224 yards.

Spiller also had two catches for 46 yards before limping off the field in the third quarter. The tailback went into the Aggies' medical tent and came out running on the sidelines. But with Texas A&M's big lead, he was not needed in the second half.

South Carolina has surrendered 1,071 yards and 100 points in losses to LSU and the Aggies its past two games.

The Gamecocks avoided their first shutout since 2018 on Parker White's 48-yard field goal with less than six minutes left.

	<b>1</b>	<b>2</b>	<b>3</b>	<b>4</b>	<b>SCORE</b>
<b>TAMU</b>	7	14	13	14	<b>48</b>
<b>SC</b>	0	0	0	3	<b>3</b>

## SCORING SUMMARY

<b>1ST</b>	04:04	TAMU	Smith 3 yd pass from Mond (Small kick)	12-52 5:57
<b>2ND</b>	09:05	TAMU	Wydermyer 15 yd pass from Mond (Small kick)	10-70 5:47
	00:14	TAMU	Wydermyer 7 yd pass from Mond (Small kick)	6-73 2:51
<b>3RD</b>	11:04	TAMU	Mond 15 yd run (Small kick failed)	7-75 3:56
	06:55	TAMU	Achane 52 yd pass from Mond (Small kick)	1-52 0:09
<b>4TH</b>	12:01	TAMU	Achane 3 yd run (Small kick)	15-80 8:02
	05:55	SC	White 48 yd field goal	13-43 6:06
	01:02	TAMU	Wright 42 yd pass from King (Small kick)	8-75 4:53
	00:36	AR	Boyd 14 yd run (Reed kick)	6-69 1:29

	<b>TAMU</b>	<b>SC</b>
FIRST DOWNS	26	9
RUSHES-YARDS (NET)	45-264	25-50
PASSING YDS (NET)	266	100
Passes Att-Comp-Int	27-17-0	28-12-2
TOTAL OFFENSE PLAYS-YARDS	72-530	53-150
Fumble Returns-Yards	0-0	0-0
Punt Returns-Yards	3-3	1--6
Kickoff Returns-Yards	0-0	2-33
Interception Returns-Yards	2-13	0-0
Punts (Number-Avg)	2-49.0	5-41.2
Fumbles-Lost	0-0	1-0
Penalties-Yards	2-25	1-5
Possession Time	38:21	21:39
Third-Down Conversions	12 of 16	3 of 14
Fourth-Down Conversions	1 of 2	2 of 3
Red-Zone Scores-Chances	5-5	0-0
Sacks By: Number-Yards	2-8	0-0

**RUSHING:** **TEXAS A&M**-Isaiah Spiller 18-131; Devon Achane 13-65; Kellen Mond 6-34; Earnest Crownover 3-16; Deondre Jackson 2-15; Darvon Hubbard 1-2; Ainius Smith 1-1; Haynes King 1-0. **SC**-Kevin Harris 13-39; Luke Doty 2-7; Shi Smith 1-6; ZoQuandre White 2-5; Ryan Hilinski 1-1; Deshaun Fenwick 4-0; Collin Hill 2-minus 8.

**PASSING:** **TEXAS A&M**-Kellen Mond 16-26-0-224; Haynes King 1-1-0-42. **SC**-Collin Hill 8-21-2-66; Ryan Hilinski 4-6-0-34; Luke Doty 0-1-0-0.

**RECEIVING:** **TEXAS A&M**-Chase Lane 4-39; Jalen Wydermyer 3-35; Ainius Smith 3-22; Devon Achane 2-7; Isaiah Spiller 2-46; Hezekiah Jones 2-12; Max Wright 1-42. **SC**-Shi Smith 7-64; Josh Vann 2-20; Dakereon Joyner 1-7; Nick Muse 1-6; Adam Prentice 1-3.

**INTERCEPTIONS:** **TEXAS A&M**-Leon O'Neal Jr. 1-17; Keldrick Carper 1-minus 4. **SC**-None.

**FUMBLES:** **TEXAS A&M**-None. **SC**-Luke Doty 1-0.