

FOOTBALL MEDIA RELATIONS STAFF



CHRIS COOK
ASSOCIATE AD/MEDIA RELATIONS

(806) 742-2770 – Office
(806) 787-5648 – Cell
chris.cook@ttu.edu



BLAYNE BEAL
ASSOCIATE DIRECTOR

(806) 742-2770 – Office
(806) 790-7924 – Cell
blayne.beal@ttu.edu



BRANDON IRETON
ASSISTANT DIRECTOR

(806) 742-2770 – Office
(806) 252-4653 – Cell
brandon.ireton@ttu.edu

MEDIA GUIDE CREDITS: The 2009 Texas Tech Football Media Guide was compiled and designed by Chris Cook and Blayne Beal. Editorial assistance provided by Tammi Hoffman, Sheila Tucker, Brandon Ireton and Andrea Watson. Produced with Adobe InDesign. Printed by PrinTech, Texas Tech University. Also, special thanks to Howard Thrash of H.G. Thrash for providing the sport coats and ties in the player photos.

PHOTO CREDITS: Norvelle Kennedy, L. Scott Mann, Michael Strong, Artie Limmer, Joey Hernandez, James D. Smith, Lonny Ferguson, Cris Duncan, Michael Erdelyi, New England Patriots, Indianapolis Colts, Philadelphia Eagles, Miami Dolphins, Tennessee Titans, Detroit Lions, Drake Design Photography, University of Virginia Athletics, Jeremy Smith, David Sanderson.


COVER DESIGN: Texas Tech External Operations Office, Albert Luera.

TEXAS TECH ATHLETICS MISSION STATEMENT

The mission of the Texas Tech Department of Intercollegiate Athletics is to provide programs that develop the character and integrity of student-athletes in their academic, athletic and personal quest for excellence. To be consistent with the principles of Texas Tech University, the department embraces the opportunities to enhance student-athlete welfare and promote diversity with student-athletes and staff with fair and equitable treatment for all. The Department of Intercollegiate Athletics will operate with fiscal responsibility and compliance under the rules, policies and procedures of Texas Tech University, the Big 12 Conference and the NCAA.


TABLE OF CONTENTS

MEDIA INTRODUCTION	1-2
Table of Contents	1
Opponent/Postseason Bowl Information	2
2009 RED RAIDERS	3-42
Rosters	4-7
Player Biographies	8-42
COACHING STAFF	43-60
Head Coach Mike Leach	44-47
Assistant Coaches	48-56
Football/Support Staff	57-60
2008 SEASON REVIEW	61-78
Season Notes	62-65
Statistics	66-71
Game Recaps	72-78
HISTORY AND TRADITION	79-108
All-Americans	80-81
All-Conference Honors	82-85
National Awards	86
Team Awards	87
All-Star Game Appearances	88
Red Raiders in the NFL	89-90
Red Raiders in the NFL Draft	91
Hall of Honor/Hall of Legacy	92-93
Letterwinners	94-98
Series Records	99
Year-by-Year Results	100-104
Coaching Records	105
Assistant Coaches	106
Bowl History/Records	107-108
RECORD BOOK	109-134
Passing Records	110-111
Receiving Records	112-113
Rushing Records	114-115
Total Offense Records	116-117
Scoring Records	118-119
All-Purpose Yardage Records	120
Punting Records	121
Punt Return Records	122
Kickoff Return Records	123
Defensive Records	124
Team Records	125-132
NCAA Records	133
Jones AT&T Stadium Records	134



2009 OPPONENT/BOWL INFORMATION

RED RAIDER FOOTBALL

	<p>NORTH DAKOTA FIGHTING SIOUX Series Record _____ First Meeting _____ Conference _____ Great West _____ 2008 Record/Conference _____ 6-4/1-2 Head Coach _____ Chris Mussman SID Contact _____ Christy Kramer SID Info _____ (701) 777-4210 / christykramer@mail.und.nodak.edu</p>		<p>NEBRASKA CORNHUSKERS Series Record _____ Nebraska leads 7-3-0 Conference _____ Big 12 _____ 2008 Record/Conference _____ 9-4/5-3 Head Coach _____ Bo Pellini SID Contact _____ Keith Mann SID Info _____ (402) 472-7775 / kmann@huskers.com</p>
	<p>RICE OWLS Series Record _____ Texas Tech leads 25-20-1 Conference _____ Conference USA _____ 2008 Record/Conference _____ 10-3/7-1 Head Coach _____ David Bailiff SID Contact _____ Chuck Pool SID Info _____ (713) 348-5775 / cpool@rice.edu</p>		<p>TEXAS A&M AGGIES Series Record _____ Texas A&M leads 34-32-1 Conference _____ Big 12 _____ 2008 Record/Conference _____ 4-8/2-6 Head Coach _____ Mike Sherman SID Contact _____ Alan Cannon SID Info _____ (979) 845-0563 / acannon@athletics.tamu.edu</p>
	<p>TEXAS LONGHORNS Series Record _____ Texas leads 42-15-0 Conference _____ Big 12 _____ 2008 Record/Conference _____ 12-1/7-1 Head Coach _____ Mack Brown SID Contact _____ John Bianco SID Info _____ (512) 471-1346 / jbianco@mail.utexas.edu</p>		<p>KANSAS JAYHAWKS Series Record _____ Texas Tech leads 10-1-0 Conference _____ Big 12 _____ 2008 Record/Conference _____ 8-5/4-4 Head Coach _____ Mark Mangino SID Contact _____ Mike Strauss SID Info _____ (785) 864-3417 / mstrauss@ku.edu</p>
	<p>HOUSTON COUGARS Series Record _____ Houston leads 17-10-1 Conference _____ Conference USA _____ 2008 Record/Conference _____ 8-5/6-2 Head Coach _____ Kevin Sumlin SID Contact _____ Chris Burkhalter SID Info _____ (713) 743-9409 / cburkha@central.uh.edu</p>		<p>OKLAHOMA STATE COWBOYS Series Record _____ Texas Tech leads 21-12-3 Conference _____ Big 12 _____ 2008 Record/Conference _____ 9-4/5-3 Head Coach _____ Mike Gundy SID Contact _____ Kevin Klintworth SID Info _____ (405) 744-7714 / kevin.klintworth@okstate.edu</p>
	<p>NEW MEXICO LOBOS Series Record _____ Texas Tech leads 32-6-2 Conference _____ Western Athletic _____ 2008 Record/Conference _____ 4-8/2-6 Head Coach _____ Mike Locksley SID Contact _____ Greg Remington SID Info _____ (505) 925-5520 / gregrem@unm.edu</p>		<p>OKLAHOMA SOONERS Series Record _____ Oklahoma leads 12-4-0 Conference _____ Big 12 _____ 2008 Record/Conference _____ 12-2/7-1 Head Coach _____ Bob Stoops SID Contact _____ Kenny Mossman SID Info _____ (405) 325-8231 / kmossman@ou.edu</p>
	<p>KANSAS STATE WILDCATS Series Record _____ Texas Tech leads 7-3-0 Conference _____ Big 12 _____ 2008 Record/Conference _____ 5-7/2-6 Head Coach _____ Bill Snyder SID Contact _____ Kenny Lannou SID Info _____ (785) 532-7708 / klannou@k-state.edu</p>		<p>BAYLOR BEARS Series Record _____ Texas Tech leads 34-32-1 Conference _____ Big 12 _____ 2008 Record/Conference _____ 4-8/2-6 Head Coach _____ Art Briles SID Contact _____ Heath Nielsen SID Info _____ (254) 710-3538 / Heath_Nielsen@baylor.edu</p>

2009 BIG 12 CONFERENCE Bowl Tie-ins

BOWL	DATE/TIME (CT)	LOCATION	STADIUM	TV	GENERAL/TICKET INFORMATION
 	Dec. 28 / 4 p.m.	Shreveport, La.	Independence Stadium	ESPN2	www.independencebowl.org
 	Dec. 30 / 7 p.m.	San Diego, Calif.	Qualcomm Stadium	ESPN	www.holidaybowl.com
 	Dec. 31 / 1 p.m.	El Paso, Texas	Sun Bowl	CBS	www.sunbowl.org
 	Dec. 31 / 2:30 p.m.	Houston, Texas	Reliant Stadium	ESPN	www.texasbowl.org
 	Dec. 31 / 5 p.m.	Tempe, Ariz.	Sun Devil Stadium	NFL	www.insightbowl.org
 	Jan. 1 / Noon	Jacksonville, Fla.	Jacksonville Municipal Stadium	CBS	www.gatorbowl.com
 	Jan. 1 / 3:30 p.m.	Pasadena, Calif.	Rose Bowl	ABC	www.tournamentofroses.com
 	Jan. 1 / 7:30 p.m.	New Orleans, La.	Superdome	FOX	www.allstatesugarbowl.com
 	Jan. 2 / 1 p.m.	Arlington, Texas	Cowboys Stadium	FOX	www.attcottonbowl.com
 	Jan. 2 / 8 p.m.	San Antonio, Texas	Alamodome	ESPN	www.alamobowl.com
 	Jan. 4 / 7 p.m.	Glendale, Ariz.	University of Phoenix Stadium	FOX	www.tostitosfiestabowl.com
 	Jan. 5 / 7 p.m.	Miami, Fla.	Land Shark Stadium	FOX	www.orangebowl.org



2009
RED RAIDERS

NO	PLAYER, POS	ALPHABETICAL	POS	HT	WT	YR-EX	HOMETOWN/LAST SCHOOL
1	Terrance Bullitt, S	36 Gerardo Acevedo	RB	6-1	197	Jr-Sq	Mission, Texas/Veterans Memorial
1	Steven Sheffield, QB	96 Michael Aguilar	LB	5-11	226	Jr-RS	Harlingen, Texas/Texas A&M-Kingsville
2	Cornelius Douglas, IR	97 Britton Barbee	DT	6-2	296	Jr-2L	Abilene, Texas/Wylie
3	Garrett Riley, QB	87 Aundrey Barr	DE	6-3	238	Fr-HS	Carrollton, Texas/Newman Smith
3	Jamar Wall, DB	25 Baron Batch	RB	5-11	205	Jr-2L	Midland, Texas/Midland
4	Victor Hunter, DT	20 Bront Bird	LB	6-3	236	Jr-2L	Odessa, Texas /Permian
5	Ryan Hale, RB	88 Brik Brinker	WR	6-2	210	Jr-1L	Wolfforth, Texas/Frenship
6	Colby Whitlock, NT	27 Edward Britton	WR	6-0	167	Sr-3L	El Paso, Texas/Montwood
6	Austin Zouzalik, IR	56 Jonathan Brydon	LB	6-3	220	Jr-Sq	San Antonio, Texas/Clark
7	Seth Doege, QB	1 Terrence Bullitt	S	6-3	182	Fr-HS	Garland, Texas/Naaman Forest
8	Jacoby Franks, WR	50 Austin Burns	DS	6-2	242	Sr-3L	Midland, Texas/Midland
8	Jacob Karam, QB	51 Shawn Byrnes	C	6-4	307	Sr-3L	Phoenix, Ariz./Paradise Valley
9	Jonathan LaCour, P	49 Donnie Carona	PK	6-0	218	So-1L	Beaumont, Texas/Kelly
9	Yashua Williams, DB	76 Brandon Carter	OL	6-7	344	Sr-3L	Longview, Texas/Spring Hill
10	Harrison Jeffers, RB	89 Omar Castillo	TE	6-6	257	Fr-RS	Roswell, N.M./Goddard
10	Eugene Neboh, CB	50 Romario Cathey	DL	6-3	240	Fr-HS	Nashville, Tenn./Maplewood
11	Aaron Charbonnet, DB	13 E.J. Celestie	WR	5-11	174	Fr-HS	Lake Charles, La./Barbe
11	Tramain Swindall, IR	11 Aaron Charbonnet	DB	5-11	201	Fr-HS	The Woodlands, Texas/The Woodlands
12	D.J. Johnson, DB	29 Taylor Charbonnet	DB	5-10	175	So-1L	The Woodlands, Texas/The Woodlands
12	Derrick Mays, WR	23 Dion Chidozie	LB	6-1	194	Fr-HS	Dallas, Texas/Bishop Lynch
13	E.J. Celestie, WR	71 Kyle Clark	OL	6-5	277	Fr-HS	Denton, Texas/Guyer
13	Julius Howard, S	24 Daniel Cobb	S	6-1	211	Fr-HS	Killeen, Texas/Ellison
14	Brian Cote, IR	35 Blake Collier	LB	6-2	212	Jr-2L	Justin, Texas/Northwest
14	Landon Hoefer, WR	14 Brian Cote	IR	6-1	185	So-Sq	Conroe, Texas/Oak Ridge
14	Will Ford, S	32 Aaron Crawford	RB	5-11	204	So-1L	Memphis, Tenn./Ridgeway
15	Taylor Potts, QB	16 Cody Davis	S	6-2	200	Fr-RS	Stephenville, Texas/Stephenville
16	Cody Davis, S	30 Brett Dewhurst	S	6-0	193	So-1L	Klein, Texas/Klein
16	Dustin Eskew, QB	7 Seth Doege	QB	6-2	205	Fr-RS	Wolfforth, Texas/Frenship
17	Detron Lewis, IR	2 Cornelius Douglas	IR	5-9	193	Fr-RS	Lawton, Okla./Lawton
18	Tanner Foster, LB	57 Brian Duncan	LB	6-1	240	Jr-2L	Baton Rouge, La./Tara
18	Eric Ward, WR	78 Lonnie Edwards	OL	6-5	290	So-1L	Brownsboro, Texas /Brownsboro
19	Lyle Leong, WR	75 Blake Emert	OL	6-5	287	So-1L	Garland, Texas/Sachse
19	Brandon Mahoney, LB	38 Ryan Erlexben	P	6-0	190	Fr-HS	Lake Travis, Texas/Lake Travis
20	Bront Bird, LB	16 Dustin Eskew	QB	6-3	210	Fr-TR	China Spring, Texas/McClennan C.C.
20	Garrick McCray, WR	41 Sam Fehoko	LB	5-11	220	So-1L	Honolulu, Hawaii/Farrington
21	De'Shon Sanders, DB	87 Aaron Fisher	WR	6-3	182	Fr-HS	Keller, Texas/Fossil Ridge
22	Jared Flannel, DB	22 Jared Flannel	DB	5-11	167	So-1L	Brazoria, Texas/Columbia
23	Dion Chidozie, LB	14 Will Ford	S	6-1	186	Fr-HS	Abilene, Texas/Cooper
23	Rashad Hawk, WR	18 Tanner Foster	LB	6-3	209	So-Sq	Midland, Texas/Midland
24	Daniel Cobb, S	8 Jacoby Franks	WR	6-1	185	So-1L	Orange, Texas/West Orange-Stark
24	Andre McCorkle, DB	66 Deveric Gallington	OL	6-4	350	Fr-RS	North Richland Hills, Texas/Richland
24	Weston Neiman, WR	72 Matt Goetz	OL	6-4	255	Fr-HS	Cibola, Texas/Steele
25	Baron Batch, RB	95 Pearlie Graves	DT	6-1	278	Fr-HS	Tulsa, Okla./East Central
25	Trent Nickerson, DB	63 Joel Gray	OL	6-6	306	Fr-HS	Lewisville, Texas/Hebron
26	Franklin Mitchem, S	60 Jonathan Guerra	OL	6-3	281	Fr-RS	Victoria, Texas/Memorial
27	Edward Britton, WR	5 Ryan Hale	RB	6-1	227	Sr-3L	Baytown, Texas/Lee
28	Steven Johnson, WR	48 Ryan Haliburton	DE	6-4	245	Fr-RS	Wolfforth, Texas/Frenship
28	LaRon Moore, DB	54 Riley Harvey	LB	6-1	196	So-Sq	Midland, Texas/Lee
29	Taylor Charbonnet, DB	23 Rashad Hawk	WR	6-4	186	So-1L	Copperas Cove, Texas/Copperas Cove
30	Brett Dewhurst, S	91 Rajon Henley	DT	6-3	244	Sr-3L	Galveston, Texas/Ball
30	Eric Stephens, RB	84 Bradley Hicks	PK	6-0	164	Jr-TR	Magnolia, Texas/Blinn C.C.
31	Jarrell Routt, DB	14 Landon Hoefer	WR	6-0	194	Sr-3L	Abilene, Texas/Cooper
32	Aaron Crawford, RB	53 Daniel Howard	DE	6-3	240	Sr-3L	Wichita, Kan./Butler County C.C.
32	Jason Wallace, LB	13 Julius Howard	S	6-1	208	Jr-2L	Irving, Texas/Nimitz
33	Brent Nickerson, DB	4 Victor Hunter	DT	5-11	275	Sr-3L	Irving, Texas/Nimitz
34	Josh Talbott, RB	82 Kerry Hyder	DE	6-3	255	Fr-HS	Austin, Texas/Lyndon B. Johnson
35	Blake Collier, S	82 Adam James	IR	6-3	216	So-1L	Celina, Texas/Celina
36	Gerardo Acevedo, RB	10 Harrison Jeffers	RB	5-9	204	Fr-RS	Lawton, Okla./Eisenhower
36	Jarvis Phillips, DB	12 D.J. Johnson	DB	6-0	170	Fr-HS	Austin, Texas/St. Stephen's Episcopal
37	Angelo Traylor, DB	28 Steven Johnson	WR	5-7	148	Fr-RS	Coppell, Texas/Coppell
38	Ryan Erlexban, P	99 Richard Jones	DT	6-1	281	Sr-3L	LaMarque, Texas/LaMarque
38	Arlan Waller, DB	8 Jacob Karam	QB	6-1	205	Fr-HS	Friendswood, Texas/Friendswood

2009 RED RAIDERS

RED RAIDER FOOTBALL

39	Marlon Williams, LB	83	Blake Kelley	IR	5-11	184	Jr-RS	Beaumont, Texas/Blinn C.C.
40	Nathan Stone, DB	73	Justin Keown	C	6-4	302	Jr-2L	Anderson, S.C./Hargrave Military Academy
41	Sam Fehoko, LB	59	Joe King	OL	6-6	319	Fr-RS	Oklahoma City, Okla./Putnam City North
42	Clint Stoeffels, DT	75	Christopher Knighton	DE	6-3	240	Fr-HS	Longview, Texas/Longview
45	Tyrone Sonier, LB	9	Jonathan LaCour	P	6-2	220	Jr-2L	Kingwood, Texas/Kingwood
46	Sandy Riley, LB	49	Corey Lee	DB	5-8	160	Fr-RS	Andrews, Texas/Andrews
47	Bonner Morren, LB	19	Lyle Leong	WR	6-1	165	Jr-2L	Abilene, Texas/Abilene
47	Brandon Sesay, DE	17	Detron Lewis	IR	6-0	205	Jr-2L	College Station, Texas/A&M Consolidated
47	Myles Wade, DT	19	Brandon Mahoney	LB	6-2	203	Fr-HS	Keller, Texas/Fossil Ridge
48	Ryan Haliburton, DE	98	Travis Malone	DB	6-1	224	Fr-RS	Murphy, Texas/Plano East
49	Donnie Carona, K	12	Derrick Mays	WR	6-0	166	Fr-HS	Killeen, Texas/Shoemaker
49	Corey Lee, DB	24	Andre McCorkle	DB	6-2	204	So-RS	Corpus Christi, Texas/Texas State
50	Austin Burns, DS	20	Garrick McCray	WR	5-10	184	So-TR	Keller, Texas/Midwestern State
50	Romario Cathey, DL	68	Terry McDaniel	OL	6-7	335	Fr-RS	Diana, Texas/New Diana
51	Shawn Byrnes, OL	26	Franklin Mitchem	S	6-2	198	Jr-1L	Klein, Texas/Collins
53	Daniel Howard, DE	28	LaRon Moore	DB	5-9	200	Jr-2L	Midwest City, Okla./Midwest City
54	Riley Harvey, LB	47	Bonner Morren	LB	6-0	217	Fr-RS	Dallas, Texas/Highland Park
56	Jonathan Brydon, LB	80	Jake Myatt	DL	6-5	256	Sr-Sq	Levelland, Texas/Levelland
57	Brian Duncan, LB	10	Eugene Neboh	CB	5-11	174	Fr-RS	Odessa, Texas/Permian
58	Chris Wallace, LB	79	David Neill	OL	6-5	280	So-1L	Flower Mound, Texas /Marcus
59	Joe King, OL	24	Weston Neiman	WR	5-10	185	Jr-TR	Junction, Texas/New Mexico State
60	Jonathan Guerra, OL	33	Brent Nickerson	DB	6-0	188	Sr-3L	Irving, Texas/MacArthur
61	Jesse Smitherman, DS	25	Trent Nickerson	DB	6-3	202	Jr-2L	Irving, Texas/MacArthur
62	Caleb Schneider, LB	77	Mickey Okafor	OL	6-7	319	So-1L	Houston, Texas/Westbury
63	Joel Gray, OL	70	Chris Olson	OL	6-5	296	Jr-2L	Dallas, Texas/Highland Park
65	LaAdrian Waddle, OL	94	Chris Perry	DL	6-4	300	So-1L	Keller, Texas/Fossil Ridge/Miami (Fla.)
66	Deveric Gallington, OL	36	Jarvis Phillips	DB	6-0	189	Fr-HS	Dallas, Texas/Carter
67	Marlon Winn, OL	15	Taylor Potts	QB	6-5	218	Jr-2L	Abilene, Texas/Abilene
68	Terry McDaniel, OL	80	Adrian Reese	IR	6-7	205	Jr-2L	Longview, Texas/Longview
70	Chris Olson, OL	3	Garrett Riley	QB	6-0	186	Fr-Rs	Muleshoe, Texas/Muleshoe
71	Kyle Clark, OL	46	Sandy Riley	DE	6-0	228	Sr-3L	Houston, Texas/Westfield
72	Matt Goetz, OL	31	Jarrell Routt	DB	6-0	185	Jr-RS	Texas City, Texas/Coffeyville C.C.
73	Justin Keown, C	21	De'Shon Sanders	DB	6-1	206	Sr-1L	San Francisco, Calif./CC of San Francisco
75	Blake Emert, OL	62	Caleb Schneider	LB	6-3	241	Fr-RS	O'Donnell, Texas/O'Donnell
75	Christopher Knighton, DE	47	Brandon Sesay	DE	6-6	275	Sr-1L	Atlanta, Ga./College of the Sequoias
76	Brandon Carter, OL	92	Brandon Sharpe	DE	6-3	254	Sr-1L	Lyons, Ga./Fresno City C.C.
77	Mickey Okafor, OL	1	Steven Sheffield	QB	6-4	175	Jr-2L	Pflugerville, Texas/Pflugerville
78	Lonnie Edwards, OL	61	Jesse Smitherman	DS	6-4	235	Jr-TR	Burleson, Texas/Kilgore College
79	David Neill, OL	45	Tyrone Sonier	LB	6-2	225	So-1L	Missouri City, Texas /Fort Bend Marshall
80	Jake Myatt, DL	30	Eric Stephens	RB	5-8	182	Fr-HS	Mansfield, Texas/Timberview
80	Adrian Reese, IR	42	Clint Stoffels	DT	6-0	248	Jr-2L	Gainesville, Texas/Gainesville
82	Kerry Hyder, DE	40	Nathan Stone	DB	5-8	181	Jr-2L	Lubbock, Texas/Roosevelt
82	Adam James, IR	11	Tramain Swindall	IR	6-3	180	So-1L	Oklahoma City, Okla./Millwood
83	Blake Kelley, IR	34	Josh Talbott	RB	6-0	199	Fr-RS	Trophy Club, Texas/Liberty Christian
84	Bradley Hicks, PK	86	Alexander Torres	WR	6-2	196	Jr-Sq	El Paso, Texas/Franklin
85	Matthew Williams, PK	37	Angelo Traylor	DB	6-0	213	So-RS	Houston, Texas/Ouachita Baptist
86	Alexander Torres, WR	65	LaAdrian Waddle	OL	6-6	350	Fr-HS	Columbus, Texas/Columbus
87	Aundrey Barr, DE	47	Myles Wade	DT	6-2	340	Jr-TR	Portland, Ore./Arizona Western C.C.
87	Aaron Fisher, WR	3	Jamar Wall	DB	5-10	203	Sr-3L	Plainview, Texas/Plainview
88	Brik Brinker, WR	58	Chris Wallace	LB	5-11	199	Sr-2L	Grapevine, Texas/Grapevine
89	Omar Castillo, TE	32	Jason Wallace	LB	5-10	230	So-HS	Grapevine, Texas/Grapevine
91	Rajon Henley, DT	38	Arlan Waller	DB	6-0	184	Fr-RS	DeSoto, Texas/DeSoto
92	Brandon Sharpe, DL	18	Eric Ward	WR	5-11	202	Fr-HS	Wichita Falls, Texas/Rider
94	Chris Perry, DL	6	Colby Whitlock	DL	6-2	287	Jr-2L	Noble, Okla./Noble
95	Pearlie Graves, DT	39	Marlon Williams	LB	6-0	218	Sr-3L	Pflugerville, Texas/Pflugerville
96	Michael Aguilar, LB	85	Matthew Williams	PK	5-8	164	Jr-1L	Weatherford, Texas/Weatherford
97	Britton Barbee, DT	9	Yashua Williams	DB	6-3	181	Fr-HS	Denton, Texas/Ryan
98	Travis Malone, DB	67	Marlon Winn	OL	6-6	287	Sr-3L	Waxahachie, Texas/Waxahachie
99	Richard Jones, DT	6	Austin Zouzalik	IR	6-1	181	Fr-RS	Lubbock, Texas/Coronado

NO	PLAYER, POS	NUMERICAL	POS	HT	WT	YR-EX	HOMETOWN/LAST SCHOOL	
36	Gerardo Acevedo, RB	1	Terrence Bullitt	S	6-3	182	Fr-HS	Garland, Texas/Naaman Forest
96	Michael Aguilar, LB	1	Steven Sheffield	QB	6-4	175	Jr-2L	Pflugerville, Texas/Pflugerville
97	Britton Barbee, DT	2	Cornelius Douglas	IR	5-9	193	Fr-RS	Lawton, Okla./Lawton
87	Aundrey Barr, DE	3	Jamar Wall	DB	5-10	203	Sr-3L	Plainview, Texas/Plainview
25	Baron Batch, RB	3	Garrett Riley	QB	6-0	186	Fr-Rs	Muleshoe, Texas/Muleshoe
20	Bront Bird, LB	4	Victor Hunter	DT	5-11	275	Sr-3L	Irving, Texas/Nimitz
88	Brik Brinker, WR	5	Ryan Hale	RB	6-1	227	Sr-3L	Baytown, Texas/Lee
27	Edward Britton, WR	6	Colby Whitlock	DL	6-2	287	Jr-2L	Noble, Okla./Noble
56	Jonathan Brydon, LB	6	Austin Zouzalik	IR	6-1	181	Fr-RS	Lubbock, Texas/Coronado
1	Terrance Bullitt, S	7	Seth Doege	QB	6-2	205	Fr-RS	Wolfforth, Texas/Frenship
50	Austin Burns, DS	8	Jacoby Franks	WR	6-1	185	So-1L	Orange, Texas/West Orange-Stark
51	Shawn Byrnes, OL	8	Jacob Karam	QB	6-1	205	Fr-HS	Friendswood, Texas/Friendswood
49	Donnie Carona, K	9	Jonathan LaCour	P	6-2	220	Jr-2L	Kingwood, Texas/Kingwood
76	Brandon Carter, OL	9	Yashua Williams	DB	6-3	181	Fr-HS	Denton, Texas/Ryan
89	Omar Castillo, TE	10	Harrison Jeffers	RB	5-9	204	Fr-RS	Lawton, Okla./Eisenhower
50	Romario Cathey, DL	10	Eugene Neboh	CB	5-11	174	Fr-RS	Odessa, Texas/Permian
13	E.J. Celestie, WR	11	Aaron Charbonnet	DB	5-11	201	Fr-HS	The Woodlands, Texas/The Woodlands
11	Aaron Charbonnet, DB	11	Tramain Swindall	IR	6-3	180	So-1L	Oklahoma City, Okla./Millwood
29	Taylor Charbonnet, DB	12	D.J. Johnson	DB	6-0	170	Fr-HS	Austin, Texas/St. Stephen's Episcopal
23	Dion Chidozie, LB	12	Derrick Mays	WR	6-0	166	Fr-HS	Killeen, Texas/Shoemaker
71	Kyle Clark, OL	13	E.J. Celestie	WR	5-11	174	Fr-HS	Lake Charles, La./Barbe
24	Daniel Cobb, S	13	Julius Howard	S	6-1	208	Jr-2L	Irving, Texas/Nimitz
35	Blake Collier, S	14	Landon Hoefer	WR	6-0	194	Sr-3L	Abilene, Texas/Cooper
14	Brian Cote, IR	14	Brian Cote	IR	6-1	185	So-Sq	Conroe, Texas/Oak Ridge
32	Aaron Crawford, RB	14	Will Ford	S	6-1	186	Fr-HS	Abilene, Texas/Cooper
16	Cody Davis, S	15	Taylor Potts	QB	6-5	218	Jr-2L	Abilene, Texas/Abilene
30	Brett Dewhurst, S	16	Cody Davis	S	6-2	200	Fr-RS	Stephenville, Texas/Stephenville
7	Seth Doege, QB	16	Dustin Eskew	QB	6-3	210	Fr-TR	China Spring, Texas/McClennan C.C.
2	Cornelius Douglas, IR	17	Detron Lewis	IR	6-0	205	Jr-2L	College Station, Texas/A&M Consolidated
57	Brian Duncan, LB	18	Eric Ward	WR	5-11	202	Fr-HS	Wichita Falls, Texas/Rider
78	Lonnie Edwards, OL	18	Tanner Foster	LB	6-3	209	So-Sq	Midland, Texas/Midland
75	Blake Emert, OL	19	Lyle Leong	WR	6-1	165	Jr-2L	Abilene, Texas/Abilene
38	Ryan Erlexban, P	19	Brandon Mahoney	LB	6-2	203	Fr-HS	Keller, Texas/Fossil Ridge
16	Dustin Eskew, QB	20	Bront Bird	LB	6-3	236	Jr-2L	Odessa, Texas /Permian
41	Sam Fehoko, LB	20	Garrick McCray	WR	5-10	184	So-TR	Keller, Texas/Midwestern State
87	Aaron Fisher, WR	21	De'Shon Sanders	DB	6-1	206	Sr-1L	San Francisco, Calif./CC of San Francisco
22	Jared Flannel, DB	22	Jared Flannel	DB	5-11	167	So-1L	Brazoria, Texas/Columbia
14	Will Ford, S	23	Dion Chidozie	LB	6-1	194	Fr-HS	Dallas, Texas/Bishop Lynch
18	Tanner Foster, LB	23	Rashad Hawk	WR	6-4	186	So-1L	Copperas Cove, Texas/Copperas Cove
8	Jacoby Franks, WR	24	Daniel Cobb	S	6-1	211	Fr-HS	Killeen, Texas/Ellison
66	Deveric Gallington, OL	24	Andre McCorkle	DB	6-2	204	So-RS	Corpus Christi, Texas/Texas State
72	Matt Goetz, OL	24	Weston Neiman	WR	5-10	185	Jr-TR	Junction, Texas/New Mexico State
95	Pearlie Graves, DT	25	Baron Batch	RB	5-11	205	Jr-2L	Midland, Texas/Midland
63	Joel Gray, OL	25	Trent Nickerson	DB	6-3	202	Jr-2L	Irving, Texas/MacArthur
60	Jonathan Guerra, OL	26	Franklin Mitchem	S	6-2	198	Jr-1L	Klein, Texas/Collins
5	Ryan Hale, RB	27	Edward Britton	WR	6-0	167	Sr-3L	El Paso, Texas/Montwood
48	Ryan Haliburton, DE	28	LaRon Moore	DB	5-9	200	Jr-2L	Midwest City, Okla./Midwest City
54	Riley Harvey, LB	28	Steven Johnson	WR	5-7	148	Fr-RS	Coppell, Texas/Coppell
23	Rashad Hawk, WR	29	Taylor Charbonnet	DB	5-10	175	So-1L	The Woodlands, Texas/The Woodlands
91	Rajon Henley, DT	30	Brett Dewhurst	S	6-0	193	So-1L	Klein, Texas/Klein
84	Bradley Hicks, PK	30	Eric Stephens	RB	5-8	182	Fr-HS	Mansfield, Texas/Timberview
14	Landon Hoefer, WR	31	Jarrell Routt	DB	6-0	185	Jr-RS	Texas City, Texas/Coffeyville C.C.
53	Daniel Howard, DE	32	Aaron Crawford	RB	5-11	204	So-1L	Memphis, Tenn./Ridgeway
13	Julius Howard, S	32	Jason Wallace	LB	5-10	230	So-HS	Grapevine, Texas/Grapevine
4	Victor Hunter, DT	33	Brent Nickerson	DB	6-0	188	Sr-3L	Irving, Texas/MacArthur
82	Kerry Hyder, DE	34	Josh Talbott	RB	6-0	199	Fr-RS	Trophy Club, Texas/Liberty Christian
82	Adam James, IR	35	Blake Collier	LB	6-2	212	Jr-2L	Justin, Texas/Northwest
10	Harrison Jeffers, RB	36	Gerardo Acevedo	RB	6-1	197	Jr-Sq	Mission, Texas/Veterans Memorial
12	D.J. Johnson, DB	36	Jarvis Phillips	DB	6-0	189	Fr-HS	Dallas, Texas/Carter
28	Steven Johnson, WR	37	Angelo Traylor	DB	6-0	213	So-RS	Houston, Texas/Ouachita Baptist
99	Richard Jones, DT	38	Ryan Erlexben	P	6-0	190	Fr-HS	Lake Travis, Texas/Lake Travis
8	Jacob Karam, QB	38	Arlan Waller	DB	6-0	184	Fr-RS	DeSoto, Texas/DeSoto

2009 RED RAIDERS

RED RAIDER FOOTBALL

83	Blake Kelley, IR	39	Marlon Williams	LB	6-0	218	Sr-3L	Pflugerville, Texas/Pflugerville
73	Justin Keown, C	40	Nathan Stone	DB	5-8	181	Jr-2L	Lubbock, Texas/Roosevelt
59	Joe King, OL	41	Sam Fehoko	LB	5-11	220	So-1L	Honolulu, Hawaii/Farrington
75	Christopher Knighton, DE	42	Clint Stoffels	DT	6-0	248	Jr-2L	Gainesville, Texas/Gainesville
9	Jonathan LaCour, P	45	Tyrone Sonier	LB	6-2	225	So-1L	Missouri City, Texas /Fort Bend Marshall
49	Corey Lee, DB	46	Sandy Riley	DE	6-0	228	Sr-3L	Houston, Texas/Westfield
19	Lyle Leong, WR	47	Brandon Sesay	DE	6-6	275	Sr-1L	Atlanta, Ga./College of the Sequoias
17	Detron Lewis, IR	47	Bonner Morren	LB	6-0	217	Fr-RS	Dallas, Texas/Highland Park
19	Brandon Mahoney, LB	47	Myles Wade	DT	6-2	340	Jr-TR	Portland, Ore./Arizona Western C.C.
98	Travis Malone, DB	48	Ryan Haliburton	DE	6-4	245	Fr-RS	Wolfforth, Texas/Frenship
12	Derrick Mays, WR	49	Donnie Carona	PK	6-0	218	So-1L	Beaumont, Texas/Kelly
24	Andre McCorkle, DB	49	Corey Lee	DB	5-8	160	Fr-RS	Andrews, Texas/Andrews
20	Garrick McCray, WR	50	Austin Burns	DS	6-2	242	Sr-3L	Midland, Texas/Midland
68	Terry McDaniel, OL	50	Romario Cathey	DL	6-3	240	Fr-HS	Nashville, Tenn./Maplewood
26	Franklin Mitchem, S	51	Shawn Byrnes	C	6-4	307	Sr-3L	Phoenix, Ariz./Paradise Valley
28	LaRon Moore, DB	53	Daniel Howard	DE	6-3	240	Sr-3L	Wichita, Kan./Butler County C.C.
47	Bonner Morren, LB	54	Riley Harvey	LB	6-1	196	So-Sq	Midland, Texas/Lee
80	Jake Myatt, DL	56	Jonathan Brydon	LB	6-3	220	Jr-Sq	San Antonio, Texas/Clark
10	Eugene Neboh, CB	57	Brian Duncan	LB	6-1	240	Jr-2L	Baton Rouge, La./Tara
79	David Neill, OL	58	Chris Wallace	LB	5-11	199	Sr-2L	Grapevine, Texas/Grapevine
24	Weston Neiman, WR	59	Joe King	OL	6-6	319	Fr-RS	Oklahoma City, Okla./Putnam City North
33	Brent Nickerson, DB	60	Jonathan Guerra	OL	6-3	281	Fr-RS	Victoria, Texas/Memorial
25	Trent Nickerson, DB	61	Jesse Smitherman	DS	6-4	235	Jr-TR	Burleson, Texas/Kilgore College
77	Mickey Okafor, OL	62	Caleb Schneider	LB	6-3	241	Fr-RS	O'Donnell, Texas/O'Donnell
70	Chris Olson, OL	63	Joel Gray	OL	6-6	306	Fr-HS	Lewisville, Texas/Hebron
94	Chris Perry, DL	65	LaAdrian Waddle	OL	6-6	350	Fr-HS	Columbus, Texas/Columbus
36	Jarvis Phillips, DB	66	Deveric Gallington	OL	6-4	350	Fr-RS	North Richland Hills, Texas/Richland
15	Taylor Potts, QB	67	Marlon Winn	OL	6-6	287	Sr-3L	Waxahachie, Texas/Waxahachie
80	Adrian Reese, IR	68	Terry McDaniel	OL	6-7	335	Fr-RS	Diana, Texas/New Diana
3	Garrett Riley, QB	70	Chris Olson	OL	6-5	296	Jr-2L	Dallas, Texas/Highland Park
46	Sandy Riley, LB	71	Kyle Clark	OL	6-5	277	Fr-HS	Denton, Texas/Guyer
31	Jarrell Routt, DB	72	Matt Goetz	OL	6-4	255	Fr-HS	Cibolo, Texas/Steele
21	De'Shon Sanders, DB	73	Justin Keown	C	6-4	302	Jr-2L	Anderson, S.C./Hargrave Military Academy
62	Caleb Schneider, LB	75	Blake Emert	OL	6-5	287	So-1L	Garland, Texas/Sachse
47	Brandon Sesay, DE	75	Christopher Knighton	DE	6-3	240	Fr-HS	Longview, Texas/Longview
92	Brandon Sharpe, DL	76	Brandon Carter	OL	6-7	344	Sr-3L	Longview, Texas/Spring Hill
1	Steven Sheffield, QB	77	Mickey Okafor	OL	6-7	319	So-1L	Houston, Texas/Westbury
61	Jesse Smitherman, DS	78	Lonnie Edwards	OL	6-5	290	So-1L	Brownsboro, Texas /Brownsboro
45	Tyrone Sonier, LB	79	David Neill	OL	6-5	280	So-1L	Flower Mound, Texas /Marcus
30	Eric Stephens, RB	80	Adrian Reese	IR	6-7	205	Jr-2L	Longview, Texas/Longview
42	Clint Stoefels, DT	80	Jake Myatt	DL	6-5	256	Sr-Sq	Levelland, Texas/Levelland
40	Nathan Stone, DB	82	Adam James	IR	6-3	216	So-1L	Celina, Texas/Celina
11	Tramain Swindall, IR	82	Kerry Hyder	DE	6-3	255	Fr-HS	Austin, Texas/Lyndon B. Johnson
34	Josh Talbott, RB	83	Blake Kelley	IR	5-11	184	Jr-RS	Beaumont, Texas/Blinn C.C.
86	Alexander Torres, WR	84	Bradley Hicks	PK	6-0	164	Jr-TR	Magnolia, Texas/Blinn C.C.
37	Angelo Traylor, DB	85	Matthew Williams	PK	5-8	164	Jr-1L	Weatherford, Texas/Weatherford
65	LaAdrian Waddle, OL	86	Alexander Torres	WR	6-2	196	Jr-Sq	El Paso, Texas/Franklin
47	Myles Wade, DT	87	Aundrey Barr	DE	6-3	238	Fr-HS	Carrollton, Texas/Newman Smith
3	Jamar Wall, DB	87	Aaron Fisher	WR	6-3	182	Fr-HS	Keller, Texas/Fossil Ridge
58	Chris Wallace, LB	88	Brik Brinker	WR	6-2	210	Jr-1L	Wolfforth, Texas/Frenship
32	Jason Wallace, LB	89	Omar Castillo	TE	6-6	257	Fr-RS	Roswell, N.M./Goddard
38	Arlan Waller, DB	91	Rajon Henley	DT	6-3	244	Sr-3L	Galveston, Texas/Ball
18	Eric Ward	92	Brandon Sharpe	DE	6-3	254	Sr-1L	Lyons, Ga./Fresno City C.C.
6	Colby Whitlock, NT	94	Chris Perry	DL	6-4	300	So-1L	Keller, Texas/Fossil Ridge/Miami (Fla.)
39	Marlon Williams, LB	95	Pearlie Graves	DT	6-1	278	Fr-HS	Tulsa, Okla./East Central
85	Matthew Williams, PK	96	Michael Aguilar	LB	5-11	226	Jr-RS	Harlingen, Texas/Texas A&M-Kingsville
9	Yashua Williams, DB	97	Britton Barbee	DT	6-2	296	Jr-2L	Abilene, Texas/Wylie
67	Marlon Winn, OL	98	Travis Malone	DB	6-1	224	Fr-RS	Murphy, Texas/Plano East
6	Austin Zouzalik, IR	99	Richard Jones	DT	6-1	281	Sr-3L	LaMarque, Texas/LaMarque



Baron Batch

RB ▶▶ 5-11 ▶▶ 205 ▶▶ Jr-2L
Midland, Texas (Midland)

25



2008 ▶▶ JUNIOR SEASON

Tech's leading rusher on the ground with an average of 58.3 yards per game ... scored seven touchdowns on the ground and one in the air ... All-Big 12 Conference Honorable Mention (Big 12 Coaches, AP) ... averaged 6.7 yards per carry, the most for a Tech back since George Smith average 6.9 yards in 1972 ... rushed for 28 yards and two touchdowns in the win over Baylor ... also caught six passes for 36 yards ... had 79 total yards against Oklahoma, including 47 yards on the ground ... totaled 129 yards on 16 touches in the win over Oklahoma State, including 79 yards rushing ... averaged 7.2 yards per carry ... scored one on the ground and totaled 51 yards on 10 carries in the win over Texas ... totaled 117 yards from scrimmage at Kansas, including 71 through the air ... averaged 6.7 yards per carry in the win at Texas A&M ... carried 13 times for 87 yards and a touchdown ... also caught three passes for eight yards and another score ... registered 150 all-purpose yards in the win over Nebraska ... 24-yard reception off a screen pass on the first play of overtime setup Tech's go-ahead score ... rushed 10 times for 97 yards and caught three passes for 53 yards ... rushed for 68 yards on nine carries and scored once at Kansas State ... also caught three passes for 29 yards ... combined with teammate Shannon Woods for 284 all-purpose yards in win over UMass ... averaged 5.0 yards per rush on 11 carries ... also led the team with 68 receiving yards on five catches ... career-high 98 yards against SMU ... had 299 combined yards with Shannon Woods ... scored on a 43-yard jaunt, the seventh-longest run in the Leach era ... averaging 9.8 yards per carry on 10 rushes ... averaged 7.8 yards on six carries at Nevada ... returned to action against Eastern Washington for the first time since the fourth game of the 2006 season ... had a productive night with 40 yards and a touchdown on five carries ... scoring run was 26 yards ... also caught a 10-yard pass.

2007 ▶▶ SOPHOMORE SEASON

Took a redshirt while nursing an Achilles injury from the previous season ... enters 2008 in a three-way battle at running back with sophomore Aaron Crawford and senior Shannon Woods.

2006 ▶▶ FRESHMAN SEASON

An explosive player who appeared in six of the team's first seven games as a true freshman in 2006 ... suffered a season-ending injury on the practice field in late October and spent the rest of his first semester on campus rehabbing ... picked up the offense quickly during two-a-days and served as the primary backup to Shannon Woods before the injury ... scored his first collegiate touchdown, a 13-yard scamper in the second quarter of Tech's 62-0 win over SE Louisiana.

MIDLAND HIGH SCHOOL

Midland High School in Midland, Texas ... Four-Star Recruit (Scout.com) ... Three-Star Recruit (Rivals.com) ... No. 27 running back nationally (Rivals.com) ... No. 34 running back nationally (Scout.com) ... No. 76 overall prospect in Texas (Rivals.com) ... Texas Class 5A All-State first team ... 5A Region I First Team and West Texas MVP (TexasHSFootball.com) ... tremendous acceleration and breakaway speed ... turned in 2,005 rushing yards and 28 rushing touchdowns as a senior ... also scored three receiving TDs ... ranked third in state Class 5A in rushing yards and fourth in scoring ... rushed for 823 yards on 133 attempts and scored six touchdowns during junior season ... also caught 33 passes for 423 yards and another six scores ... received offers from Purdue, Tennessee, Duke and Northwestern ... High School Coach: Craig Yenzer.

PERSONAL

Baron Batch ... born December 21, 1987, in Odessa, Texas ... son of Joyce and Juan Batch ... has three brothers and a sister ... major is undeclared.

RUSHING	G	Rush	Yards	Y/Rush	TD	Lg
2006	6	9	43	4.8	1	13
2007 (Redshirt)						
2008	13	113	771	6.7	7	49
Totals	19	122	814	6.6	8	49



Bront Bird

LB ▶▶ 6-3 ▶▶ 236 ▶▶ Jr-2L
Odessa, Texas (Permian)

20



2008 ▶▶ SOPHOMORE SEASON

Finished fourth on the squad with 64 tackles including four for losses ... posted six stops against Ole Miss in the Cotton Bowl ... had two solo stops against Baylor ... active night at Oklahoma with team-high 11 tackles ... had four tackles and a pass breakup against Oklahoma State ... solid outing at Kansas with 10 tackles ... had a tackle for loss on the game's first play, nearly picking off a KU screen pass ... had five solo stops against Nebraska ... made four tackles in win at Kansas State ... had a stop in the UMass win ... career-high 14 at Nevada, including 12 solo stops ... made key sack on UNR quarterback when Nevada had the ball at the Tech 4, forcing a field goal ... has two tackles for loss on the season ... had five solo tackles and a pass breakup in the opener against Eastern Washington.

2007 ▶▶ FRESHMAN SEASON

Played in eight games and showed signs of promise during rookie campaign ... finished the season with 16 tackles, including a personal-best four stops in his debut against Northwestern State ... had redshirt tag removed for the NSU game to take advantage of his athletic ability ... had three stops each against Iowa State, Texas A&M and Missouri ... recovered a fumble against the Tigers ... posted two tackles at Baylor and had a tackle against Virginia in the Gator Bowl.

PERMIAN HIGH SCHOOL

Permian High School in Odessa, Texas ... a versatile prospect who played both offense and defense for one of the premier high school programs in the state ... rated as a three-star player by Rivals.com ... the No. 48 outside linebacker in the country according to ESPN.com ... named first-team All-District 3-5A at both the wide receiver and strong safety positions after his senior season ... placed second on the team with 45 catches for 824 yards and eight touchdowns as a wide receiver during his final campaign ... also racked up 73 tackles, including seven for loss, three interceptions and three fumble recoveries (returning one for a touchdown) on defense ... scored two touchdowns on offense and added an interception on defense in Permian's win over cross-town rival Midland Lee ... tallied 68 tackles and three interceptions as a junior in 2005 ... attended Texas Tech summer camp prior to his senior year ... chose Tech over SMU and TCU ... High School Coach: Darren Allman.

PERSONAL

Bront Bird ... born March 17, 1989, in Odessa, Texas ... son of Karlen and Lee Royce Bird ... has an older brother, Luke ... grandfather played basketball at West Texas State ... father also played basketball collegiately ... career goals are to run a successful business and be a good Christian father.

DEFENSE	G	U-A-TT	TFL	Sack	Int	FR-FF	PBU
2007	8	8-8-16	1.0	0.0	0	1-0	0
2008	13	45-19-64	4.0	1.0	0	1-1	2
Totals	21	53-27-80	5.0	1.0	0	2-1	2



RB Baron Batch



Brik Brinker
 WR ▶ 6-2 ▶ 210 ▶ Jr-1L
 Wolfforth, Texas (Frenship)



Edward Britton
 WR ▶ 6-0 ▶ 167 ▶ Sr-3L
 El Paso, Texas (Montwood)

2008 ▶ SOPHOMORE SEASON

Did not play

2007 ▶ REDSHIRT FRESHMAN SEASON

Played in five games ... caught first collegiate pass at Rice, a nine-yard reception ... also had an 11-yard catch at Baylor ... saw action against Northwestern State, Iowa State and Virginia.

2006 ▶ FRESHMAN SEASON

Redshirt season ... scout team participant.

FRENSHIP HIGH SCHOOL

Frenship High School in Wolfforth, Texas ... caught 67 passes for 1,532 yards and 18 touchdowns during senior season ... helped lead team to state semifinals ... High School Coach: Bobby Davis.

PERSONAL

Brik Brinker ... born April 2, 1988, in Lubbock, Texas ... son of Dee Dee and Jim Brinker ... has an older brother, Chance ... enjoys fishing, camping, hanging out with friends and cooking on the grill ... majoring in mass communication.

RECEIVING	G	Rec	Yards	Y/Rec	TD	Lg
2007	5	2	20	10.0	0	11

2008 ▶ JUNIOR SEASON

Logged 35 catches for 577 yards and an average of 16.5 yards per catch ... five catches for 87 yards against Ole Miss in the Cotton Bowl ... one reception for eight yards in win over Baylor ... caught two passes for 21 yards, including a 16-yard touchdown reception in the first quarter against Oklahoma State ... set a career high with 139 yards on seven catches against Texas ... set up two Tech scores with long receptions ... averaged 35.3 yards per catch at Kansas, scoring a touchdown on a 55-yard reception to open the scoring for Tech ... finished the game with three receptions for 106 yards ... caught four passes for 48 yards at Texas A&M ... grabbed a 56-yard reception, setting up a Tech score against Nebraska ... finished the game with two catches for 67 yards ... caught two passes for 14 yards at Kansas State ... grabbed a 21-yard reception against UMass ... scored on a seven-yard reception late in the third quarter in the win over SMU ... finished the game with 29 yards on three receptions ... had a 13-yard reception at Nevada ... caught four passes, including a scoring reception, against Eastern Washington ... TD extended Tech's lead to 35-17 early in the third quarter.

2007 ▶ SOPHOMORE SEASON

Caught five passes for 48 yards in the Gator Bowl win over Virginia ... had a career day at Texas, making seven catches for 116 yards and his fourth touchdown of the season against the Longhorns ... posted five catches for 69 yards at Baylor ... made a career-high seven catches for 62 yards, finding the endzone for the third-consecutive week against Colorado ... scored for the second time in as many weeks on his career-long 68-yard second quarter reception that served as Tech's only touchdown at Missouri ... hauled in three passes for 39 yards and his first touchdown of 2007, a 28-yard strike from quarterback Graham Harrell in the second quarter against Texas A&M ... had his longest kickoff return of the season, a 58-yarder to open the second half against Iowa State ... set a new career high with his 86-yard receiving effort that came on six catches at Oklahoma State ... totaled three catches for 36 yards and had one kickoff return for 19 yards in the home opener against UTEP ... returned two kickoffs against SMU, totaling 66 yards, including a 46-yarder to open the game that started the offense off at the Tech 49-yard-line ... 46-yard return marked the longest kickoff return by a Red Raider since Johnnie Mack's 80-yarder on August 30, 2003 in the season opener versus SMU ... also caught two passes from the outside receiver position.

2006 ▶ REDSHIRT FRESHMAN SEASON

Closed the season with 10 receptions for 131 yards and a touchdown ... caught a 14-yard pass in the bowl win over Minnesota on Tech's game-tying drive at the end of regulation ... grabbed two passes for 39 yards and a touchdown against Baylor ... had a 12-yard reception at A&M ... two receptions for 22 yards in the win over Southeastern Louisiana ... logged one reception for 11 yards at UTEP ... opened the season with a career-high three catches for 33 yards against SMU ... also rushed three times for 26 yards.

2005 ▶ FRESHMAN SEASON

Redshirt season.


MONTWOOD HIGH SCHOOL

Montwood High School in El Paso, Texas ... Top 300 overall prospect nationally (Max Emfinger Recruiting) ... Three-Star recruit (TheInsiders.com; Rivals.com) ... Top 50 Receivers nationally (CollegeFootballNews.com) ... No. 26 athlete prospect nationally (Rivals.com) ... No. 48 overall prospect (Rivals.com Texas Top 100) ... No. 60 overall prospect (Scout.com Southwest Hot 100) ... No. 52 overall prospect (Scout.com Texas Hot 100) ... Associated Press Class 5A First-Team All-State selection ... Lubbock Avalanche-Journal State Top 100 ... Texas Sports Writers Association Class 5A All-State Second Team ... rolled up 2,172 rushing yards, averaging nearly 9.0 yards per carry and 220.0 yards per game ... also averaged 50.0 yards per punt return and accounted for over 17.0 points per game ... rushed for 2,185 yards and 22 touchdowns as a junior ... led the city of El Paso each of the last two seasons in rushing yardage ... also converted 16 two-point conversions ... had three 300-yard games junior season ... 4.5 in the 40 ... personal best of 10.7 in the 100M was fourth nationally in age group last summer at AAU nationals ... also ran a 21.6 in the 200M ... excelled in the classroom as well with a 3.7 GPA ... also recruited by BYU, Nebraska, Oklahoma State, Stanford and UTEP ... High School Coach: Chuck Veliz.

PERSONAL

Edward Britton ... born May 25, 1987, in New Jersey ... son of Dornese and Edward Britton ... has two younger sisters and two younger brothers ... enjoys reading in spare time.

RECEIVING	G	Rec	Yards	Y/Rec	TD	Lg
2006	11	10	131	13.1	1	20
2007	13	48	631	13.1	4	68
2008	13	35	577	16.5	6	56
Totals	37	93	1,339	14.3	11	68



WR Edward Britton



Austin Burns

DS ▶ 5-10 ▶ 242 ▶ Sr-3L
Midland, Texas (Midland)

50

2008 ▶ JUNIOR SEASON

Played in 12 games primarily as the deep snapper ... instrumental in guiding the emergence of Matt Williams who joined the team midway through the season after winning a field goal kicking contest ... helped punt return defense hold opponents to 11.9 yards per return.

2007 ▶ SOPHOMORE SEASON

Once again a deadly accurate snapper ... instrumental in PK Alex Trlica's ascent as the NCAA's all-time PAT kicker ... provided solid presence in the middle on PAT, field goal and punting units ... helped lead the punt return defense, limiting opponents to a mere 6.7 yards per return ... had two special teams tackles in win over Oklahoma ... also had a stop at Texas.

2006 ▶ REDSHIRT FRESHMAN SEASON

A steady, dependable player who enjoyed his first season at the epicenter of the Red Raiders' special teams functions ... integral part of three units that had just one kick blocked during the 13-game season ... has three more years to contribute after taking a redshirt in 2005 ... noted for being a perfectionist with a strong work ethic towards his craft.

2005 ▶ FRESHMAN SEASON

Redshirt season.

MIDLAND HIGH SCHOOL

Midland High School in Midland, Texas ... most outstanding defensive lineman ... all-district first team and honorable mention all-state ... all-district first team in baseball ... three-time city MVP ... High School Coach: Craig Yenzler.

PERSONAL

Austin Burns ... born May 1, 1986, in Midland, Texas ... son of Denise and Bobby Burns ... mother graduated from Tech and father played baseball at Baylor.



Shawn Byrnes

C ▶ 6-4 ▶ 307 ▶ Sr-3L
Phoenix, Ariz. (Paradise Valley)

51

2008 ▶ JUNIOR SEASON

Served as the quality backup to Stephen Hamby and gave the Red Raiders some much needed depth at the center position ... played in six total games ... will be the starter at the position in 2009.

2007 ▶ SOPHOMORE SEASON

First year as the starter at center ... solid effort on the year, helping lead Texas Tech to its fifth NCAA Passing Title since 2000 ... part of unit that allowed only 18 sacks in 763 pass attempts during the season ... returns with veteran offensive line that sees each starter back in 2008.

2006 ▶ REDSHIRT FRESHMAN SEASON

Played in three games ... saw action against SMU, Southeastern Louisiana and Baylor.

2005 ▶ FRESHMAN SEASON

Redshirt season.

PARADISE VALLEY HIGH SCHOOL

Paradise Valley High School in Phoenix, Ariz. ... Class 5A All-State first team selection ... team finished 10-1 senior season ... played tackle as a junior and guard senior season ... from same high school as former Red Raider receiver Joel Filani ... all-conference performer as a junior ... strong, physical player with quick feet and good hands ... timed at 5.2 in the 40 ... benches 350 and squats 490 ... chose the Red Raiders over New Mexico ... also recruited by Arizona, Arizona State, Oregon and UNLV ... High School Coach: Donnie Yantis.

PERSONAL

Shawn Byrnes ... born March 31, 1987, in Norfolk, Va. ... son of Gail and Kevin Byrnes ... has an older brother, Mike ... majoring in exercise sport science.



C Shawn Byrnes



49
Donnie Carona
 PK ▶▶ 6-0 ▶▶ 218 ▶▶ So-1L
 Beaumont, Texas (Kelly)

2008 ▶▶ FRESHMAN SEASON

Ended the season 4-for-9 in field goals and kicked off 96 times for an average of 66.3 yards per kick ... kicked off six times against Baylor with two touchdowns ... two touchbacks in two kickoffs at Oklahoma ... kicked off nine times against Oklahoma State with two touchbacks ... kicked off eight times against Texas with three touchdowns ... had eight kickoffs at Texas A&M with one touchback ... kicked off six times with a touchback in the win over Nebraska ... had three touchbacks on 10 kickoffs and hit on seven PATs at Kansas State ... made a 31-yard field goal ... connected on all eight PAT attempts against UMass ... hit a 35-yard field goal in the first quarter against SMU ... connected on all five PAT attempts at Nevada ... rookie placekicker connected on 5-of-6 PAT attempts ... had a field goal blocked and missed another from 47 yards ... kicked off eight times.

KELLY HIGH SCHOOL

Handled placekicking and punting duties for four seasons as a standout specialist for Kelly, also lining up at linebacker and running back during his high school career ... served as the team's primary running back his senior year and received first-team TAPPS Division I All-State honors after leading the Bulldog attack with 792 rushing yards and nine touchdowns ... converted four of his five field goal attempts, including a long of 48 yards, and succeeded on 37-of-his-38 extra points as a senior ... also a second-team all-state selection as a punter after averaging 42.2 yards on his 24 attempts, and boomed a reported 80 percent of his kickoffs into the opponent's endzone for touchbacks ... successful on seven of his eight field goal attempts as a junior ... ranked as the No. 7 kicking prospect in the nation by Scout.com ... coached privately by noted kicking consultant Rocky Willingham ... chose Tech over Air Force, Baylor and Mississippi.

PERSONAL

Donnie Carona ... born on November 16, 1989 in Beaumont, Texas ... son of Don and Cindy Carona ... father is an attorney and a graduate of Lamar University and LSU ... mother Cindy is also a graduate of Lamar ... has two older sisters Rachel and Jennifer ... enjoys playing football and spending time with friends and teammates.



PK Donnie Carona



76
Brandon Carter
 OL ▶▶ 6-7 ▶▶ 344 ▶▶ Sr-3L
 Longview, Texas (Spring Hill)

Preseason All-American (First Team) - Nationalchamps.net

Preseason All-American (Second Team) - Phil Steele

Preseason All-Big 12 Conference (First Team) - Media

2008 ▶▶ JUNIOR SEASON

Enjoyed an outstanding junior season and was a major component to one of the best teams in school history ... named a First-Team All-American by The Sporting News and the AFCA ... First-Team All-Big 12 by the Fort Worth Star-Telegram and Phil Steele ... Second-Team All-Big 12 by the Dallas Morning News and the Houston Chronicle ... Honorable Mention All-Big 12 by the coaches ... key component to an offense that was one of the most prolific in the nation ... did not allow a single sack all season.

2007 ▶▶ SOPHOMORE SEASON

Earned All-Big 12 Conference honorable mention honors after starting all 13 games during the season ... versatile lineman with huge frame and quick feet ... helped lead Tech to fifth NCAA Passing Title since 2002 ... offensive line unit yielded only 18 sacks in 763 pass attempts during the season.

2006 ▶▶ REDSHIRT FRESHMAN SEASON

Played in 12 games on special teams ... saw duty on the offensive line and started at Iowa State ... could also play the tackle position.

2005 ▶▶ FRESHMAN SEASON

Redshirt season.

SPRING HILL HIGH SCHOOL

Spring Hill High School in Longview, Texas ... Top 300 overall prospect nationally (Max Emfinger Recruiting) ... Three-Star recruit (TheInsiders.com; Rivals.com) ... No. 28 offensive guard prospect nationally (Rivals.com) ... No. 62 overall prospect (Rivals.com Texas Top 100) ... No. 89 overall prospect (Scout.com Texas Hot 100) ... No. 92 overall prospect (Scout.com Southwest Hot 100) ... Lubbock Avalanche-Journal State Top 100 ... Houston Chronicle State Top 100 ... Texas Sports Writers Association Class 3A All-State First Team ... made move to offensive line prior to senior season after three years on defense ... will play on the o-line at Tech ... helped pave way for 2,000-yard rusher last season ... earned district defensive MVP honors as a junior and was an honorable mention all-state selection ... 5.4 forty ... finished third in state shot put as a senior ... also recruited by Notre Dame, Baylor, TCU, Houston, Iowa, Iowa State, Kansas, Nebraska and Texas A&M ... High School Coach: Steve Gaddis.

PERSONAL

Brandon Carter ... born September 10, 1986, in Lakewood, N.J. ... son of Christie and Jack Carter ... has an older brother, Justin ... wants to coach college football ... majoring in exercise sport science.



OL Brandon Carter



Omar Castillo

TE ▶▶ 6-6 ▶▶ 257 ▶▶ Fr-RS
Roswell, N.M. (Goddard)

89



Taylor Charbonnet

DB ▶▶ 5-10 ▶▶ 175 ▶▶ So-1L
The Woodlands, Texas (The Woodlands)

29

2008 ▶▶ FRESHMAN SEASON

Redshirt season ... scout team member

ROS WELL HIGH SCHOOL

The No. 2 offensive lineman and No. 8 overall player in the state on Rivals.com's New Mexico Top 10 for 2007...named first-team All-State for his dominating performance from the defensive tackle position...played on both lines as a prep and projects as an offensive lineman in college...an All-Region selection by Velocity/PrepStar Magazine... helped the Rockets finish with a 10-4 record and an average margin of victory of 30.4 points...nickname is "Chief"...also participated in wrestling during high school...chose Texas Tech over offers from New Mexico and New Mexico State.

PERSONAL

Omar Castillo ... born on May 14, 1998, in Mexico ... son of Irma Castillo ... has four siblings, Misaey, Esau, Ashley and Janeth ... enjoys camping, hunting and fishing.

2008 ▶▶ REDSHIRT FRESHMAN SEASON

Was one of the most dynamic and explosive members of the special team units in 2008 ... compiled 13 total tackles over the course of 12 games ... totaled one fumble recovery at Kansas ... put up a season-high three tackles in the season opener against Eastern Washington.

2007 ▶▶ FRESHMAN SEASON

Redshirt season ... scout team member.

THE WOODLANDS HIGH SCHOOL

The Woodlands High School in The Woodlands, Texas ... a three-star athlete according to Rivals.com ... amassed 28 tackles, four interceptions and seven pass break-ups during his senior season ... named honorable mention All-State for Class 5A ... received first-team All-District 15-5A honors ... also selected to the All-Greater Houston first-team by the Houston Chronicle ... was awarded the team's secondary player of the week honor three times and was chosen as the Team MVP by the coaching staff after The Woodlands' 23-0 defeat of Conroe in which he returned a punt 43 yards for a touchdown and appeared on both offense and defense ... chosen as TexasPrepXtra.com's District 15-5A Return Specialist of the Year for 2006 ... had 53 tackles, six pass break-ups and two interceptions as a junior in 2005 ... clocked the third-fastest 40-yard dash time (4.37) amongst 283 prospects in attendance at the College Station Nike Camp ... attended Texas Tech summer camp prior to his senior year ... chose Texas Tech over Air Force, Kansas and UTEP ... High School Coach: Mark Schmid.

PERSONAL

Taylor Charbonnet ... born June 9, 1988, in The Woodlands, Texas ... son of Sheila and Craig Charbonnet ... older brother, Daniel, was a member of the Red Raider football team and graduated last season ... younger brother, Aaron, is a member of the team this season ... has two older brothers and one younger brother ... grandfather played football at LSU and an uncle played at Northwestern (La.) State ... majoring in general business.



DB Taylor Charbonnet



Blake Collier
 LB ▶▶ 6-2 ▶▶ 212 ▶▶ Jr-2L
 Justin, Texas (Northwest)



Aaron Crawford
 RB ▶▶ 5-11 ▶▶ 204 ▶▶ So-1L
 Memphis, Tenn. (Ridgeway)

2008 ▶▶ JUNIOR SEASON
 Redshirt season.

2007 ▶▶ SOPHOMORE SEASON
 Made two tackles including one and a half for loss and his first career sack at Baylor... tallied two tackles and forced his first career fumble in punt coverage against UTEP ... made four tackles (three solo) including half a tackle for loss in the season opener at SMU, appearing on each of the Red Raiders tackle teams and also at weakside linebacker.

2006 ▶▶ FRESHMAN SEASON
 A versatile player with tremendous speed who moved up from safety prior to his freshman year ... saw action as a gunner on the punt coverage team, downing a number of kicks deep inside opponents' territory ... showed glimpses of solid open field tackling ability on special teams and also recovered two fumbles in his first collegiate season.

NORTHWEST HIGH SCHOOL
 Northwest High School in Justin, Texas ... Four-Star Recruit (Scout.com) ... Three-Star Recruit (Rivals.com) ... No. 34 overall prospect in Dallas area (Dallas Morning News) ... No. 24 linebacker nationally (Scout.com) ... No. 25 linebacker nationally (Rivals.com) ... No. 62 overall prospect in Texas (Rivals.com) ... aggressive, athletic and quick ... placed first at the Fort Worth NIKE Training Camp among linebackers with a 4.46 ... District 9-4A second team senior season after totaling 72 tackles, three for loss, three forced fumbles, five knockdowns and three interceptions ... rushed nine times for 101 yards and a touchdown and caught 17 passes for 344 yards and two TDs as a running back last season ... first-team all-district as a junior after recording 88 tackles, two sacks and two fumble recoveries ... ran sprints on NHS track team ... received offers from Baylor, Colorado, Houston, Indiana, Kansas, Texas A&M and Tulsa ... High School Coach: Leonard McAngus.

PERSONAL
 Robert Blake Collier ... born July 8, 1988, in Waco, Texas ... son of Robert Collier and Susan Blackburn ... has a step-brother, two half-brothers and a step-sister ... hobbies include hanging out with friends and having a good time ... prepped in basketball, football, soccer and track at Northwest ... majoring in advertising with a minor in business.

DEFENSE	G	U-A-TT	TFL	Sack	Int	FR-FF	PBU
2006	11	3-0-3	0.0	0.0	0	2-0	0
2007	10	7-4-11	2.0	1.0	0	0-1	0
2008	redshirt						
Totals	21	10-4-14	2.0	1.0	0	2-1	0

2008 ▶▶ SOPHOMORE SEASON

Received medical redshirt ... appeared in just two games during the 2009 season ... rushed eight times for a gain of 26 yards a 3.2 yards per carry ... rushed for his only touchdown of the year in the season opener against Eastern Washington.

2007 ▶▶ FRESHMAN SEASON
 Scored the game-tying touchdown in the waning minutes of the Gator Bowl against Virginia ... rushed eight times for 29 yards and a touchdown against the Cavaliers ... also caught 8 passes for 28 yards ... carried 12 times for 47 yards and scored his third rushing touchdown of the season against Oklahoma ... also finished second on the team with a season-high 11 catches netting 81 yards against the Sooners ... started at tailback for the second-consecutive week at Baylor and became the first true freshman to score four touchdowns in a game during the Mike Leach era ... led the team in receiving with 10 catches for 82 yards and two scores, also carrying the ball nine times, gaining 44 yards on the ground ... 10 catches against the Bears were the most by a Red Raider running back since Shannon Woods' 11-catch outing against Missouri in 2006, and his four scores were the most by a Tech back since Taurean Henderson did it against Texas A&M in 2005.

RIDGWAY HIGH SCHOOL
 Ridgeway High School in Memphis, Tenn. ... Tennessee's Mr. Football for Class 5A in 2006 ... a three-star player according to Rivals.com, ranked as the No. 45 running back in the nation ... listed as the No. 3 running back and No. 19 overall prospect in the state on Rivals' Tennessee Top 25 after a senior season that saw him total 1,641 rushing yards and 17 touchdowns for the Roadrunners ... also the No. 3 tailback and No. 16 overall player on SuperPrep's 'Tennessee 24' ... a first-team Class 5A All-State selection by the Tennessee Sports Writers Association after his senior year Velocity/PrepStar Magazine All-Region selection ... rushed for 2,242 yards and 23 touchdowns as a junior in 2005 ... chose Tech over Arkansas, Kentucky and Mississippi State.


PERSONAL
 Aaron Crawford ... born April 23, 1989, in Memphis, Tenn. ... son of Robin Israel and Xavier Crawford ... has three sisters and three brothers ... brother, Jacques, was a member of Texas Tech's 2006 signing class ... will play at Kansas in the fall ... father played football at the University of Memphis ... uncle also played at UM.

RUSHING	G	Rsh	Yards	Y/Rsh	TD	Lg
2007	8	54	214	4.0	4	29
2008	2	8	26	3.2	1	13.0
Totals	10	62	240	3.8	5	29

RECEIVING	G	Rec	Yards	Y/Rec	TD	Lg
2007	8	38	246	6.5	2	30
2008	2	2	1	0.5	0	5
Totals	10	40	247	6.1	2	30



RB Aaron Crawford

16

Cody Davis

S ▶▶ 6-2 ▶▶ 200 ▶▶ Fr-RS
Stephenville, Texas (Stephenville)

2008 ▶▶ FRESHMAN SEASON
Scout team member ... redshirt season.

STEPHENVILLE HIGH SCHOOL
An extremely productive high school player, he helped lead Stephenville to a combined 33-5 record during his three years as a starter in the defensive backfield ... named an Associated Press Class 4A second-team all-state selection, and was voted the District 8-4A Defensive MVP after a senior season that saw him total 109 tackles, five tackles for loss 11 pass breakups and four forced fumbles ... chosen to the Abilene Reporter-News' Class 4A/5A All-Big Country Team following his final prep campaign ... 2007 team finished the season with a 10-2 record, an average margin of victory of 29.2 points, and a berth in the area round of the Class 4A playoffs ... noted for having scored a touchdown five different ways during his high school career ... one of 11 defensive backs in the state to be named to the Lubbock Avalanche Journal's 'Top 100 for 2008' ... a first-team Class 4A All-State pick by both the AP and the Texas Sports Writers' Association as a junior in 2007, after racking up 99 tackles, 21 pass break-ups, nine interceptions, seven forced fumbles and four fumble recoveries for the Yellow Jackets ... rated a three-star prospect and the No. 58 safety in the nation by Scout.com ... the No. 86 safety in the country according to ESPN Scouts Inc ... also a member of the varsity basketball team at Stephenville ... chose Tech over Baylor, Duke, Houston, Oklahoma State, Mississippi and Vanderbilt.

PERSONAL
Cody Davis ... born on June 6, 1989 in Stephenville, Texas ... son of David and Cindy Davis ... his father David is a graduate of Tarelton State while his mother Cindy is a graduate of the University of Texas ... has one older brother, Brent, who played football at Tarleton State ... enjoys sports, the outdoors and technology.




30

Brett Dewhurst

S ▶▶ 6-0 ▶▶ 193 ▶▶ So-1L
Klein, Texas (Klein)

2008 ▶▶ REDSHIRT FRESHMAN SEASON
Viable member of the special teams unit in his first season of action ... totaled seven tackles on the season, five of which were unassisted ... played in 12 total games ... logged a season-high of two tackles against Nebraska.

2007 ▶▶ FRESHMAN SEASON
Redshirt season ... scout team member.

KLEIN HIGH SCHOOL
Klein High School in Spring, Texas ... honorable mention all-district in 2004 and voted team's best defensive back ... earned District 14-5A second-team honors in 2005 and first-team accolades in 2006 ... Coaches Dedication Award ... TexasPrepXtra.com Second-Team All-Greater Houston ... participated in the state regional track meet senior year in the 4x400 relay ... High School Coach: Stan Labay.

PERSONAL
Brett Dewhurst ... born February 9, 1988, in Houston, Texas ... son of Peggy Burdon and Sam Dewhurst ... has an older brother, Matt ... enjoys basketball, hanging out with friends and skydiving ... majoring in exercise sport science.

DEFENSE	G	U-A-TT	TFL	Sack	Int	FR-FF	PBU
2008	12	5-2-7	0	0	0	0-0	0



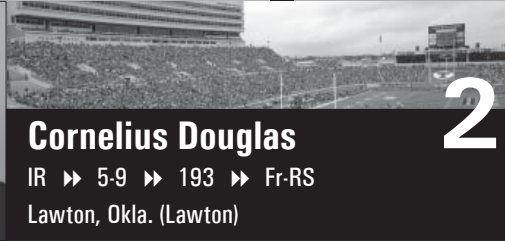
S Brett Dewhurst



Seth Doege

QB ▶▶ 6-2 ▶▶ 205 ▶▶ Fr-RS

Wolfforth, Texas (Frenship)



Cornelius Douglas

IR ▶▶ 5-9 ▶▶ 193 ▶▶ Fr-RS

Lawton, Okla. (Lawton)

2008 ▶▶ FRESHMAN SEASON

Redshirt season ... scout team member.

FRENSHIP HIGH SCHOOL

Frenship High School in Wolfforth, Texas ... One of the most promising prep quarterbacks in the state despite missing each of the last two seasons with injuries ... displayed his abilities in 7-on-7 competitions for the Tigers, leading the team to the state tournament in College Station during the summer of 2007 ... noted for his leadership, decision making and quick release, he appears to possess a number of qualities that will make him effective in operating the Tech offense ... rated as a three-star prospect, the No. 4 quarterback and the No. 71 overall player in the state on Rivals.com's Texas Top 100 for 2008 ... also listed as the No. 18 overall pro-style passer in the nation by Rivals ... a three-star player according to Scout.com ... a member of the Lubbock Avalanche-Journal's 'Top 100' for 2008 ... ranked the No. 4 quarterback and No. 43 overall player in the state on SuperPrep's 'Texas 110 for 2008' ... saw his last full-contact action as a sophomore, completing 115-of-171 attempts (67.2%) for 2,439 yards and 27 touchdowns at Crane High School in 2005 ... also carried the ball 78 times, gaining 526 yards and adding three touchdowns on the ground his sophomore year ... attended Texas Tech Football Camp prior to his junior year ... will enroll for the spring semester and could be rehabilitated in time to join the team for off-season workouts ... chose Tech over interest from Florida, New Mexico, Oklahoma, Oklahoma State, and Purdue ... High School Coaches: Bobby Davis and Randy Doege.

PERSONAL

Seth Doege ... born December 18, 1988, in San Angelo, Texas ... son of Melinda and Randy Doege ... has a younger brother, Jarrett ... cousin, Kyle Herm, is a quarterback at Rice ... father was head coach at Crane High School and is now an assistant at Frenship ... enjoys fishing and playing competitive sports ... career aspiration is to be a leader in whatever he does ... majoring in exercise and sport management.

2008 ▶▶ FRESHMAN SEASON

Redshirt season ... scout team member.

LAWTON HIGH SCHOOL

A gifted athlete with a dynamic skill set, he appeared at quarterback, defensive back and as a return man for Lawton ... chosen as an honorable mention all-state selection on offense by the Tulsa World following his senior season ... a first-team Class 6A All-State choice on defense by OKPrepXtra.com ... completed 62-of-121 pass attempts for 828 yards and nine touchdowns from the quarterback position, also rushing for 413 yards and 14 scores during senior season en route to being named the District 1-6A Offensive Player of the Year ... engineered the No. 4 ranked rush offense in Class 6A in 2007, a group that averaged 234.4 yards per contest ... led his Wolverines team to a 7-4 record and a berth in the Class 6A state playoffs his senior year... also averaged a reported 42.5 yards per attempt on 10 punts in 2007 ... completed 67-of-131 attempts as a junior, netting 1,033 passing yards and 10 touchdowns, while also picking up 612 yards and adding 11 scores on the ground ... rated a three-star prospect and listed as the No. 3 athlete and No. 9 overall player in the state on Rivals.com's Oklahoma Top 25 for 2008 ... ranked the No. 53 overall player in SuperPrep Magazine's 'Midlands 86 for 2008' a list that features the top players from a region encompassing 11 states ... chose Tech over offers from Iowa State, Kansas State, New Mexico and Tulsa.

PERSONAL

Cornelius Douglas ... born on September 20, 2009 in Lawton, Okla. ... son of Alvin Douglas and Debra Martin ... his father is a graduate of East Central Oklahoma and his mother is a graduate of Cameron College and the University of Oklahoma ... has five siblings ... his uncle, John Douglas, played baseball at Oklahoma ... enjoys hunting, fishing and riding horses.



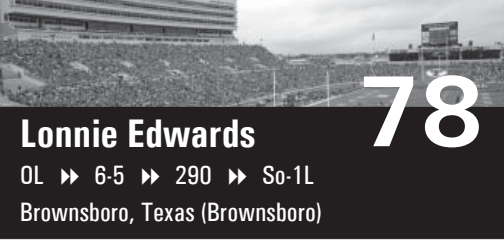
DL Chris Perry



Brian Duncan

LB ▶▶ 6-1 ▶▶ 240 ▶▶ Jr-2L
Baton Rouge, La. (Tara)

57



Lonnie Edwards

OL ▶▶ 6-5 ▶▶ 290 ▶▶ So-1L
Brownsboro, Texas (Brownsboro)

78

2008 ▶▶ SOPHOMORE SEASON

All-America Sophomore Team Honorable Mention (CollegeFootballNews.com) ... All-Big 12 Conference Honorable Mention (AP, Big 12 Coaches) ... led the team with 94 tackles on the season ... posted five tackles against Ole Miss in the Cotton Bowl, including a half tackle for a loss ... had five solo stops and a tackle for loss in the win against Baylor ... grabbed second INT of the season to set up go ahead touchdown in the fourth quarter ... posted 10 stops at Oklahoma ... led the team with 11 tackles against Oklahoma State ... seven solo tackles and two diving pass breakups against Texas ... five tackles and a pass breakup at Kansas ... five tackles and a tackle for loss at Texas A&M ... had six tackles, including five solo, against Nebraska ... led all players with 12 tackles at Kansas State ... also forced a fumble ... five solo stops against the Minutemen ... had five tackles, including four solo, against SMU ... also has a pick and two pass breakups ... second on the team with a career-high 12 tackles at Nevada ... made one of the biggest plays of the night against Eastern Washington, grabbing an interception on the game's first offensive play ... tied third with six solo tackles and led the team with two pass breakups.

2007 ▶▶ REDSHIRT FRESHMAN SEASON

Freshman All-America Third Team by College Football News ... All-Big 12 Conference Freshman Team ... Academic All-Big 12 First Team ... came up big against Virginia in the Gator Bowl with seven tackles, including five solo stops ... had four tackles in win over Oklahoma ... finished with seven tackles (four solo) at Texas ... tied for second on the defense with seven tackles at Baylor ... paced the defense for the second time this season, making eight tackles (six solo) including one for loss against Colorado ... made seven stops (five solo) at Missouri ... finished fourth on the defense with seven tackles (four solo), also registering a pass breakup and a hurry in Tech's 35-7 defeat of Texas A&M ... started for the second consecutive week and again led the defense with nine tackles (seven solo) in Tech's 42-17 defeat of Iowa State ... earned his first career start against Northwestern State and led the defense with five tackles (all solo) from the strongside linebacker position.

2006 ▶▶ FRESHMAN SEASON

Redshirt season ... scout team participant ... showed his athletic ability and instincts in the team's weekly Thursday night underclassmen scrimmages during the season.

TARA HIGH SCHOOL

Tara High School in Baton Rouge, La. ... Three-Star Recruit (Rivals.com) ... No. 50 inside linebacker nationally (Rivals.com) ... No. 27 overall prospect in Louisiana (Rivals.com) ... District 7-4A MVP after logging 114 tackles during senior season ... also named to Class 4A All-State first team ... state finalist for Wendy's High School Heisman national award given for academic achievement ... earned first-team all-district and all-state honors after posting 74 tackles, including 16 for loss, six sacks, two fumble recoveries and a pass breakup as a junior ... benches 315, squats 495 and runs a 4.6 forty ... received offers from Baylor, Memphis, Vanderbilt, Louisiana Tech and New Mexico State ... High School Coach: David Prescott.

PERSONAL

Brian Duncan ... born February 22, 1988, in Baton Rouge, La. ... son of Melanie and Mitchell Duncan ... majoring in business administration.

DEFENSE	G	U-A-TT	TFL	Sack	Int	FR-FF	PBU
2007	13	49-20-69	4.0	0.0	0	0-0	1
2008	13	61-33-94	2.5	0.5	2	0-0	6
Totals	26	110-53-163	6.5	0.5	2	0-0	7

2008 ▶▶ REDSHIRT FRESHMAN SEASON

Backup offensive lineman ... appeared in six games.

2007 ▶▶ FRESHMAN SEASON

Redshirt season ... scout team member.

BROWNSBORO HIGH SCHOOL

Brownsboro High School in Brownsboro, Texas ... a first-team All-State selection for Class 3A after piling up 75 pancakes for a Brownsboro team that finished 10-4 and averaged 32 points per game on offense ... an experienced run blocker, he helped pave the way for a Bears rushing attack that racked up 3,343 yards on the ground in 14 contests and averaged 339 yards of total offense per game ... received four out of a possible five stars from Scout.com and is ranked by the recruiting service as the No. 18 offensive guard in the country ... a four-star prospect rated the No. 7 offensive lineman and the No. 32 overall player on Rivals' Texas Top 100 for 2007 ... also ranked as the No. 24 offensive tackle in the nation by Rivals ... the No. 42 overall prospect in the state on SuperPrep's 'Texas 102' for 2007 ... named the District 14-3A Offensive Lineman of the Year by TexasPrepXtra.com ... a Velocity/PrepStar Magazine All-Region selection ... a member of the Lubbock Avalanche-Journal's exclusive 'Fabulous 44', a list featuring the top high school players in Texas ... the No. 45 overall recruit in the state according to the San Antonio Express-News ... also a second-team All-State choice as a junior in 2005 ... chose Texas Tech over Baylor, Georgia, LSU and Oklahoma State ... High School Coach: John Settle.

PERSONAL

Lonnie Edwards ... born August 3, 1988, in Tyler, Texas ... son of Misti Smart and Loyd and Stephanie Edwards ... step-mother, Stephanie, graduated from Texas Tech ... has three brothers and two sisters ... enjoys hunting, fishing and anything outdoors.



LB Brian Duncan



Blake Emert
 OL ▶▶ 6-5 ▶▶ 287 ▶▶ So-1L
 Garland, Texas (Sachse) **75**



Sam Fehoko
 LB ▶▶ 5-11 ▶▶ 220 ▶▶ So-1L
 Honolulu, Hawaii (Farrington) **41**

2008 ▶▶ REDSHIRT FRESHMAN SEASON
 Scout team member.

2007 ▶▶ FRESHMAN SEASON
 Redshirt season ... scout team member.

SACHSE HIGH SCHOOL
 Sachse High School in Garland, Texas ... a three-star player named the No. 8 offensive lineman and No. 66 overall player on the Rivals.com Texas Top 100 for 2007 ... regarded as the No. 44 offensive tackle prospect in the nation by Rivals ... a first-team All-State Class 5A selection in 2006 ... a three-star prospect and No. 43 offensive tackle in the country according to Scout.com ... ranked as the No. 2 offensive lineman and the No. 21 overall prospect on the Dallas Morning News Area Top 100 list ... also received first-team All-District 10-5A honors from the Morning News following his senior season ... listed by SuperPrep Magazine as the No. 68 overall player in the state ... rated the No. 3 offensive lineman in the state by dfwVarsity.com ... also a Velocity/PrepStar Magazine All-Region selection ... named to the Lubbock Avalanche-Journal's Top 100 for 2007 ... an effective run-blocker, he helped block for a rushing attack that averaged more than 131 yards a game his senior year ... received a three-star rating from Scout.com ... attended Texas Tech summer camp prior to his senior year ... chose Tech over Iowa State, Kansas and Oklahoma State ... High School Coach: Mark Behrens.

PERSONAL
 Blake Emert ... born November 17, 1988, in Garland, Texas ... son of Sally and Ron Emert ... has a brother, Cole ... majoring in general business.

2008 ▶▶ REDSHIRT FRESHMAN SEASON
 Appeared in three games and logged three total tackles, two of which went for a loss.

2007 ▶▶ FRESHMAN SEASON
 Redshirt season ... scout team member.

FARRINGTON HIGH SCHOOL
 Farrington High School in Honolulu, Hawaii ... an aggressive pass rusher named the 2006 Gatorade Player of the Year for the state of Hawaii after making 108 tackles (86 solo) and compiling a remarkable 22.5 sacks during his senior season ... named a Velocity/PrepStar Magazine All-American and ranked as the No. 5 defensive line prospect in the publication's West region ... a three-star recruit, rated the No. 3 overall player in the state on Rivals.com's Hawaii Top 20 for 2007 ... also the No. 22 defensive end in the nation according to Rivals ... had 77 tackles, including 20 for loss and 12 sacks as a junior in 2005 ... received a three-star rating from Scout.com and ranked as the site's No. 31 strongside linebacker in the country ... noted for his strength, he reportedly bench pressed 21 reps of 225 lbs ... marks the first player from Hawaii to have ever signed with Texas Tech out of high school ... chose Tech over Arkansas, Auburn, Oklahoma and San Diego State ... High School Coach: Randall Okimoto.

PERSONAL
 Sam Fehoko ... born April 4, 1989, in Honolulu ... son of Linda and Vili Fehoko ... has an older brother, Whitley, and younger brothers, Vili and Breiden ... older brother, Whitley, is an offensive lineman at San Diego State ... has several relatives that have played professional football ... father, Vili, is the mascot at the University of Hawaii ... performs with his father at events when not in Lubbock ... majoring in communication studies.

DEFENSE	G	U-A-TT	TFL	Sack	Int	FR-FF	PBU
2008	3	3-0-3	2	0	0	0-0	0



LB Victor Hunter



Jared Flannel **22**
 DB ▶▶ 5-11 ▶▶ 167 ▶▶ So-1L
 Brazoria, Texas (Columbia)

2008 ▶▶ REDSHIRT FRESHMAN SEASON
 A special teams standout in his first season ... played in 12 games and registered 12 total tackles ... nine unassisted tackles and three assisted ... moved to safety in the spring to shore up some depth issues but could be seen at either saftey or corner in the fall ... registered three tackles at Kansas ... three unassisted stops against UMASS.

2007 ▶▶ FRESHMAN SEASON
 Redshirt season ... scout team member.

COLUMBIA HIGH SCHOOL
 Columbia High School in West Columbia, Texas ... a first-team All-District 24-3A selection by the Houston Chronicle ... named district MVP after both his sophomore and junior seasons ... rated as the No. 4 running back on the Chronicle's Area Top 60 for 2006 ... helped Columbia team to an 8-5 finish and advanced through two rounds of the state playoffs his senior season ... posted three consecutive 1,400-yard seasons, while averaging 7.25 yards per carry and scoring 48 touchdowns during his high school career for the Roughnecks ... also an adept receiver, he made 33 catches totaling 551 yards and seven touchdowns at the prep level ... rated a three-star player by Rivals.com and listed as the No. 80 overall player on the site's Texas Top 100 for 2007 ... also ranked by Rivals as the No. 38 running back in the nation ... listed as a three-star prospect by Scout.com ... chose Texas Tech over Arizona, Iowa State and Missouri ... High School Coach: Brian Lane.

PERSONAL
 Jared Flannel ... born December 26, 1988, in Lake Jackson, Texas ... son of Reeva and Marvin Flannel ... has an older brother, Marvin, and younger brother and sister, Whitney and Sean ... cousin, Quentin Jammer, played football at Texas and is currently with the San Diego Chargers ... enjoys music, movies and video games ... majoring in general business.

DEFENSE	G	U-A-TT	TFL	Sack	Int	FR-FF	PBU
2008	12	9-3-12	0	0	0	0-0	0



DB Jared Flannel



Jacoby Franks **8**
 WR ▶▶ 6-1 ▶▶ 185 ▶▶ So-1L
 Orange, Texas (West Orange-Stark)

2008 ▶▶ REDSHIRT FRESHMAN SEASON
 Saw action in 11 games in 2008 ... posted 56 receiving yards on six catches ... had a season-high 19 yards receiving on two catches at Kansas ... hauled in one pass for 13 yards at Texas A&M ... two catches for 15 yards on the road at Kansas State ... expected to be a contributor in 2009 as part of a talented wide receiver corp.

2007 ▶▶ FRESHMAN SEASON
 Scout team member ... redshirt season

WEST ORANGE-STARK HIGH SCHOOL
 West Orange Stark High School in Orange, Texas ... leading wide receiver on a Stark team that finished 13-1 and appeared in the area round of the Class 3A playoffs in 2006 ... team finished undefeated during the regular season and boasted a 32.3 point average margin of victory ... named as a first-team All-District 21-3A selection by the league's coaches ... a first-team All Greater Houston Area choice for Class 3A according to TexasPrepXtra.com ... placed first on the team with 48 catches for 606 yards ... racked up 168 yards and a touchdown on seven catches in the first half of Stark's meeting with Hamshire Fannett before moving to quarterback in the second half, leading his team to a 54-0 victory ... rated as a three-star player by Rivals.com ... had 50 catches for 640 yards and eight touchdowns as a junior in 2005 ... attended Texas Tech summer camp prior to his senior year ... chose Tech over Houston, Minnesota and UTEP ... High School Coach: Dan R. Hooks.

PERSONAL
 Jacoby Franks ... born April 12, 1989, in Orange, Texas ... son of Natasha and Kerry Franks ... has an older sister and brother, Brande and Kerry, and a younger brother, Trey ... brother, Kerry, is a wide receiver at Texas A&M ... father played football at Oklahoma State ... majoring in general business.

RECEIVING	G	Rec	Yards	Y/Rec	TD	Lg
2008	11	6	58	9.7	0	14



WR Jacoby Franks



Deveric Gallington

OL ▶▶ 6-4 ▶▶ 350 ▶▶ Fr-RS

North Richland Hills, Texas (Richland)

66



Ryan Hale

RB ▶▶ 6-1 ▶▶ 227 ▶▶ Sr-3L

Baytown, Texas (Lee)

5

2008 ▶▶ FRESHMAN SEASON

Scout team member ... redshirt season

RICHLAND HIGH SCHOOL

A decorated offensive lineman who received first-team All-District 5-5A and second-team All-State Class 5A honors following his senior season at Richland, despite it being just his first on the offensive side of the ball ... chosen as one of 88 players nationally to be invited to the annual Offense-Defense All-American Bowl, and started the game at right tackle for the West team ... a second-team all-area selection on the Fort Worth Star Telegram's Super Team for 2007 ... also a Dallas Morning News All-Area second-team selection, rated the No. 2 offensive lineman and No. 24 overall player in the area by the publication ... one of seven offensive linemen to be named to the Lubbock Avalanche-Journal's 'Fabulous 44' ... given a three-star rating and ranked as the No. 24 guard prospect in the country by Rivals.com ... appears as the No. 65 overall player on Rivals' Texas Top 100 for 2008 ... a three-star prospect according to Scout.com, listed as the No. 32 offensive guard in the nation ... listed as the No. 64 overall recruit in the state on SuperPrep's 'Texas 110 for 2008' ... boasts a reported bench press of 400 pounds and a squat of 600 ... contributed as a member of the Richland varsity basketball team following his final football season ... chose Tech over Arizona, Iowa State, Oklahoma State, Purdue, Utah and Washington State.

PERSONAL

Deveric Gallington ... born on May 6, 1990 in Amarillo, Texas ... son of Frank and Tajuana Moriangio ... has three siblings, Keyia, Lia and Leon ... enjoys weight lifting, video games, cooking and playing basketball.

2008 ▶▶ JUNIOR SEASON

Was a late game replacement at running back and spent significant time on the special teams unit ... caught one pass for four yards and a touchdown (first of his career) at Kansas State.

2007 ▶▶ SOPHOMORE SEASON

Moved to blocking back for the Gator Bowl from his normal linebacking position ... move could be permanent to bolster protection in the backfield ... had seven tackles on the season, including a game high of two against Colorado ... forced a fumble in the opener against SMU.

2006 ▶▶ REDSHIRT FRESHMAN SEASON

Appeared in three games as a redshirt freshman in 2006, making a tackle and also recovering a fumble in the fourth quarter against Baylor.

2005 ▶▶ FRESHMAN SEASON

Redshirt season.

LEE HIGH SCHOOL

Lee High School in Baytown, Texas ... Top 300 overall prospect nationally (Max Emfinger Recruiting) ... Three-Star recruit (Rivals.com) ... No. 30 inside linebacker prospect nationally (Rivals.com) ... Houston Chronicle State Top 100 ... posted 116 tackles and a sack as a senior ... 208 tackles over last two seasons ... all-District 22-5A second team honors following junior season after registering 95 tackles and four sacks ... also recovered three fumbles and returned one for a touchdown ... also recruited by Arizona, Arizona State, Houston, Iowa, Kansas State, TCU and Texas A&M ... High School Coach: Dick Olin.

PERSONAL

Ryan Hale ... born December 16, 1986, in Baytown, Texas ... son of Cynthia and Bryan Hale ... has two younger sisters, Katie and Taylor ... majoring in business management.



RB Ryan Hale



Ryan Halliburton

DE ▶▶ 6-4 ▶▶ 245 ▶▶ Fr-RS
Wolfforth, Texas (Frenship)

48

2008 ▶▶ FRESHMAN SEASON
Scout team member ... redshirt season

FRENSHIP HIGH SCHOOL
Frenship High School in Wolfforth, Texas ... local product and three-year starter at defensive end for Frenship teams that collected a 35-8 record during his high school career ... helped anchor a Tiger defense that yielded an average of just 15.5 points per game his senior year, posting two shutouts and holding opponents to 10 points or fewer on five occasions ... an Associated Press Class 4A All-State honorable mention choice in 2007 after totaling 67 tackles, including nine for loss, seven sacks, and 29 quarterback hurries ... also named first-team All-District 4-4A following his senior season ... a member of the Lubbock Avalanche-Journal's Class 4A/5A All South Plains team in 2007 ... rated a three-star prospect and ranked the No. 30 strongside defensive end in the nation by Rivals.com ... also the No. 94 overall player in the state on Rivals' Texas Top 100 for 2008 ... received a three-star rating from Scout.com and is listed as the No. 56 overall defensive end in the nation by the recruiting service ... ranked as the No. 79 overall player in the state on SuperPrep's 'Texas 110 for 2008' ... attended Texas Tech Football Camp prior to both his junior and senior seasons ... chose Tech over offers from Houston, Kansas State, Northwestern, Oklahoma State and Purdue.
... High School Coach: Bobby Davis.

PERSONAL
Ryan Halliburton ... born on March 27, 1989, in Lubbock, Texas ... son of Dan Dirlam and Hollie Haliburton ... enjoys watching movies, lifting weights, learning how to invest money and piloting air planes.



Rashad Hawk

WR ▶▶ 6-4 ▶▶ 186 ▶▶ So-1L
Copperas Cove, Texas (Copperas Cove)

2008 ▶▶ REDSHIRT FRESHMAN SEASON
Appeared in six games and caught five passes for 65 yards ... caught one pass for 21 yards against UMASS ... hauled in a season-high four passes for 44 yards in the win over SMU ... caught a 27-yard strike against the Mustangs which was also a season-high.

2007 ▶▶ FRESHMAN SEASON
Scout team member.

COPPERAS COVE HIGH SCHOOL
Copperas Cove High School in Copperas Cove, Texas ... rated a three-star prospect by Rivals.com ... a three-star player according to Scout.com, listed as the No. 83 wide receiver in the nation ... received honorable mention All-State honors from the Associated Press after his senior season ... a Velocity/PrepStar Magazine All-Region selection, he finished his high school career with 81 catches for 1,168 yards and 11 touchdowns ... also chosen as first-team All-District 16-4A after his senior season ... hauled in 56 catches for 756 yards and six touchdowns for a Bulldawg team that finished 13-2 and marched all the way to the Class 4A State Championship game his senior year ... listed as the No. 83 recruit in the state by SuperPrep Magazine ... named to the Lubbock Avalanche-Journal's Top 100 for 2007 ... the No. 88 overall player on the San Antonio Express-News Texas Top 100 ... caught four passes for 152 yards and two touchdowns in Copperas Cove's 42-21 win over Killeen ... led the team by catching 25 passes for 405 yards and five touchdowns as a junior in 2005 ... chose Texas Tech over Baylor, Iowa State, Missouri, UTEP and Wisconsin ... High School Coach: Jack Welch.

PERSONAL
Rashad Hawk ... born October 7, 1988, in Wiesbaden, Germany ... son of Janet and Howard Hawk ... has an older sister and brother, Chandra and Reginald ... enjoys computers and being around friends ... majoring in general business.



WR Rashad Hawk



91
Rajon Henley
 DT ▶▶ 6-3 ▶▶ 244 ▶▶ Sr-3L
 Galveston, Texas (Ball)



14
Landon Hoefler
 WR ▶▶ 6-1 ▶▶ 194 ▶▶ Sr-2L
 Abilene, Texas (Cooper)

2008 ▶▶ JUNIOR SEASON

Ended the season with 10 total tackles in 10 games ... 1.5 sacks and 1.5 tackles for loss ... posted two solo tackles in win over Baylor ... had two tackles and split a sack with Jake Ratliff at Oklahoma ... recorded two tackles, including a sack, against UMass ... had a tackle at Nevada ... snatched his first interception out of the air at the line of scrimmage against Eastern Washington and returned it 12 yards ... had one tackle in the opener.

2007 ▶▶ SOPHOMORE SEASON

All-Big 12 Conference Honorable Mention ... had possibly the biggest play of the year in the Gator Bowl ... broke through the line for a sack and forced fumble of Virginia's quarterback inside the UVa 5-yard line ... Tech scored game-tying touchdown on the next play ... finished the season with 52 tackles from defensive tackle position ... started all 13 games ... had seven stops in the middle and backfield against Virginia ... posted four tackles, including two for loss and a sack against No. 3 Oklahoma ... also had a pass breakup ... three tackles each against Colorado and at Baylor and Texas ... career-high eight tackles at Missouri ... five tackles in the win over Iowa State ... threw tackles against Northwestern State ... had seven stops at Rice ... opened the season with three tackles at SMU and followed with four against UTEP.

2006 ▶▶ FRESHMAN SEASON

Played in 11 games ... posted a stop in the bowl win over Minnesota ... two tackles in back-to-back games against Texas and Baylor ... a tackle each against Missouri and at Colorado ... also had a tackle at TCU ... then-career-high six stops at UTEP.

BALL HIGH SCHOOL

Ball High School in Galveston, Texas ... Four-Star Recruit (Scout.com) ... Three-Star Recruit (Rivals.com) ... No. 38 defensive tackle nationally (Rivals.com) ... No. 58 overall prospect in Texas (Rivals.com) ... Lubbock Avalanche-Journal Feb 44 ... missed five games during senior season, but managed 46 tackles, five sacks and two fumble recoveries as team went 8-2 ... recorded 70 tackles, six sacks and a fumble recovery for a touchdown in 2004 ... offered by Oklahoma State, TCU, Iowa State, Mississippi, Nebraska, Oklahoma and Utah ... High School Coach: Ron Holmes.

PERSONAL

Rajon Henley ... son of Elizabeth Kennedy and George Henley ... has two sisters, Kia Henley and Awana Humphrey, and two brothers, Linco Harden and George Henley, Jr. ... brother, Linco, played football at Garden City CC and Oklahoma State, while George Jr. played at Nicholls State and Bacone ... enjoys cooking and playing basketball ... majoring in sports management.

DEFENSE	G	U-A-TT	TFL	Sack	Int	FR-FF	PBU
2006	11	5-9-14	0.0	0.0	0-0	0-0	0
2007	13	31-21-52	7.5	3.5	0-0	1-0	2
2008	10	6-4-10	1.5	1.5	1-12	0-0	1
Totals	34	42-34-76	9.0	5.0	1-12	1-0	3

2008 ▶▶ JUNIOR SEASON

Served mostly as a scout team member ... saw playing time in the game at Oklahoma.

2007 ▶▶ SOPHOMORE SEASON

Played in two games ... caught first collegiate pass against Northwestern State, a 15-yard effort ... also played against Rice ... scout team member ... on the travel squad ... also had a tackle against NSU.

2006 ▶▶ REDSHIRT FRESHMAN SEASON

Scout team member.

2005 ▶▶ FRESHMAN SEASON

Redshirt season ... scout team member.

COOPER HIGH SCHOOL

Cooper High School in Abilene, Texas ... 3-5A All-District wide receiver ... also an all-district outfielder ... High School Coach: Randy Quisenberry.

PERSONAL

Landon Hoefler ... born November 3, 1986, in Abilene, Texas ... son of Linda and Barry Hoefler ... has an older sister, Lindsay ... father played football at McMurry ... enjoys hunting ... uncle, Larry, is a former defensive coach at Texas Tech.



DT Rajon Henley



Daniel Howard

DE ▶▶ 6-3 ▶▶ 240 ▶▶ Sr-3L

Wichita, Kan. (Butler Community College)

53

2008 ▶▶ JUNIOR SEASON

Capped off his junior year with eighth tackles in 13 games ... totaled three sacks for a loss of 23 yards ... solo stop against Oklahoma State ... sacked UT quarterback Colt McCoy for a three-yard loss ... logged a tackle at Kansas ... recorded a sack at Texas A&M ... active outing against SMU ... had three solo tackles, including a sack for a loss of eight yards on 2nd & 17 for SMU ... Mustangs eventually punted.

2007 ▶▶ SOPHOMORE SEASON

Junior college transfer performed well in his first Division I season, appearing at both defensive end and on special teams for the Red Raiders ... played in 12 games and posted 22 tackles, including 5.5 for loss and 2.5 sacks ... assisted on a tackle in the bowl win over Virginia ... made two tackles, both behind the line of scrimmage, highlighted by his second full sack of the season at Texas ... finished with four tackles and a quarterback hurry against Baylor ... tallied three tackles (two solo) and registered half a sack against Iowa State ... totaled four tackles and half a sack against Northwestern State ... made two tackles, both of them for loss, including his first career sack at Rice ... third quarter sack also caused a fumble that Tech recovered at the Rice 49-yard-line.

BUTLER COUNTY COMMUNITY COLLEGE

A key component on defense for a Butler team that finished 11-1, ranked No. 3 nationally in the final NJCAA poll ... starting defensive end for a Grizzlies defensive unit that allowed just 13.1 points and 72.2 rushing yards per game and was instrumental in the school's sixth-straight Kansas Jayhawk Conference title ... racked up 55 tackles (14 for loss) and 12 sacks, also adding four fumble recoveries and three caused fumbles in his first participating season ... team capped off the season with a 57-0 rout of then-No. 6 Vermilion Community College (Minn.) in the 2006 Dalton Defenders Bowl ... chose Texas Tech over Kansas, Kansas State and Missouri.

BISHOP CARROLL HIGH SCHOOL

Bishop Carroll High School in Wichita, Kan.

PERSONAL

Daniel Howard ... born December 7, 1986, in Wichita, Kan. ... son of Lori Honas and Duane Howard ... has three younger brothers ... enjoys hunting and fishing.

DEFENSE	G	U-A-TT	TFL	Sack	Int	FR-FF	PBU
2007	12	13-9-22	5.5	2.5	0	1-0	3
2008	13	7-1-8	3.0	3.0	0	0-0	0
Totals	25	20-11-30	8.5	5.5	0	1-0	3



DE Daniel Howard



Julius Howard

LB ▶▶ 6-1 ▶▶ 208 ▶▶ Jr-2L

Irving, Texas (Nimitz)

13

2008 ▶▶ SOPHOMORE SEASON

Played in all 13 games while picking up 10 total tackles and one fumble recovery ... logged a career-high four tackles at Oklahoma ... recovered his first career fumble at Texas A&M.

2007 ▶▶ REDSHIRT FRESHMAN SEASON

Played in six games, mainly on special teams.

2006 ▶▶ FRESHMAN SEASON

Redshirted during the fall ... listed at weakside linebacker ... was a consistent performer in the team's weekly underclassmen scrimmages.

NIMITZ HIGH SCHOOL

Nimitz High School in Irving, Texas ... Three-Star Recruit (Rivals.com) ... No. 54 overall prospect in Dallas area (Dallas Morning News) ... No. 45 inside linebacker nationally (Rivals.com) ... fast, athletic, strong and quick off the ball ... projected as an outside linebacker ... Texas Class 5A Honorable Mention senior season ... District 6-5A first team on defense and second-team nod on offense ... totaled 110 tackles, two interceptions, 10 sacks, eight forced fumbles and five fumble recoveries as a senior ... also accounted for 350 yards receiving, 300 yards rushing and 10 total touchdowns ... had 62 tackles during junior season ... received offers from Baylor, Duke, Indiana, Kansas State and UTEP ... also recruited by Minnesota and Oklahoma ... High School Coach: Mike Farda.

PERSONAL

Julius Howard ... born September 21, 1987, in Dallas, Texas ... son of Doris and James Howard ... has two older brothers, James and Marcus ... father, James, played basketball at SMU and brother, James Jr., played basketball at Indiana State ... enjoys drawing in his free time ... prepped in baseball, basketball, football and track at Nimitz ... a high school teammate of fellow Tech linebacker Victor Hunter ... majoring in mass communication.

DEFENSE	G	U-A-TT	TFL	Sack	Int	FR-FF	PBU
2008	13	4-6-10	0	0	0	1-0	0




LB Julius Howard



4

Victor Hunter
 DT ▶▶ 5-11 ▶▶ 275 ▶▶ Sr-3L
 Irving, Texas (Nimitz)



82

Adam James
 IR ▶▶ 6-3 ▶▶ 216 ▶▶ So-1L
 Celina, Texas (Celina)

2008 ▶▶ JUNIOR SEASON

Finished the season with 23 tackles in 13 games ... 14 solo stops and one tackle for loss ... two tackles against Ole Miss in the Cotton Bowl ... solo stop in win over Baylor ... five tackles at Oklahoma ... posted two solo tackles against Oklahoma State ... assisted on two tackles at Kansas ... two solo tackles in the win over Nebraska ... had two tackles at Kansas State ... solid contribution off the bench with three tackles in the win over the Minutemen ... had two tackles, including a crucial tackle for loss at Nevada ... on 3rd & 4, dropped UNR running back for a loss, forcing the Wolf Pack to kick a field goal, which was wide left ... the "Little Ball of Hate" had two solo stops against Eastern Washington in a backup role to Brian Duncan.

2007 ▶▶ SOPHOMORE SEASON

Despite backing up at middle backer much of the season, turned in a breakout season ... finished with 28 tackles, including 21 solo stops ... also had 4.5 tackles for loss and two forced fumbles ... emerged late in the season as a punishing hitter and tremendous run stopper ... assisted on two tackles and made two solo stops against Virginia ... thwarted OU scoring opportunity at the Tech 1, forcing OU to kick a field goal ... only tackle in the game ... career-high seven stops at Texas, including two tackles for loss and a forced fumble ... had four tackles against Colorado and one at Missouri ... posted two tackles against Texas A&M, preceded by four each against Iowa State and Northwestern State ... forced a fumble against the Cyclones ... opened the season with a tackle at SMU.

2006 ▶▶ REDSHIRT FRESHMAN SEASON

Participated in 11 games, tallying nine tackles and a forced fumble from the middle linebacker position.

2005 ▶▶ FRESHMAN SEASON

Redshirt season.

NIMITZ HIGH SCHOOL

Nimitz High School in Irving, Texas ... two-way starter at H back and defensive end ... caused nine fumbles and registered seven sacks during senior season ... first-team All-District 6-5A on offense and defense ... also played fullback and tight end at NHS ... also recovered three fumbles, made 21 solo tackles and assisted on 17 others last season ... timed at 4.6 in the forty ... also recruited by Baylor, Arizona State and Louisiana-Monroe ... High School Coach: Mike Farda.

PERSONAL

Victor Hunt ... born August 3, 1986, in Dallas ... son of Thelma and Victor Hunter, Sr. ... has an older brother, Antonio, and a younger brother, Tevin ... father played football at Langston (Okla.) University ... enjoys fishing in his spare time ... high school teammate of Julius Howard ... majoring in restaurant, hotel and institutional management.

DEFENSE	G	U-A-TT	TFL	Sack	Int	FR-FF	PBU
2006	11	6-3-9	0.5	0.0	0	0-1	0
2007	13	21-7-28	4.5	0.0	0	0-2	0
2008	13	14-9-23	1.0	0.0	0	0-0	0
Totals	37	41-19-60	6.0	0.0	0	0-3	0

2008 ▶▶ REDSHIRT FRESHMAN SEASON

Ended the year with 15 catches for 159 yards and one touchdown ... two catches for 27 yards in win over Baylor ... one reception for 22 yards at Oklahoma ... had a 12-yard reception against Texas ... picked up first touchdown reception of his career in the fourth quarter at Kansas on a strike from Taylor Potts ... finished the game with two catches for 15 yards ... best game of short career at Kansas State with four receptions for 36 yards ... caught Graham Harrell's career-yardage breaking pass ... made a tip-toe sideline grab for 18 yards against UMass ... finished with three receptions for 22 yards ... grabbed a 16-yard reception against SMU ... had a reception for nine yards in his first action as a Red Raider against Eastern Washington.

2007 ▶▶ FRESHMAN SEASON

Redshirt season ... scout team member ... grayshirt season in 2006 ... began career in January 2007.

CELINA HIGH SCHOOL

Celina High School in Celina, Texas ... played football and baseball ... Three-Star Recruit (Rivals.com; Scout.com) ... No. 30 tight end nationally (Scout.com) ... caught 24 passes for 374 yards and four touchdowns as a senior ... District 13-2A first team ... timed a 4.6 in the 40 at the Fort Worth NIKE Training Camp ... participated in the U.S. Army All-American Bowl ... outstanding blocking abilities ... first-team all-conference and all-state honorable mention as a junior ... offered scholarships by Boston College, Mississippi, Tulsa and Wisconsin ... High School Coach: Butch Ford.

PERSONAL

Adam James ... born February 5, 1988, in Plano, Texas ... son of Marilyn and Craig James ... father is a football analyst with ESPN and ABC ... has two older sisters, Jessica and Caylin, and a younger brother, Andy ... enjoys hunting, fishing and being around friends.

RECEIVING	G	Rec	Yards	Y/Rec	TD	Lg
2008	13	15	159	10.6	1	22



IR Adam James



Harrison Jeffers
 RB ▶▶ 5-9 ▶▶ 204 ▶▶ Fr-RS
 Lawton, Okla. (Eisenhower)

10



Richard Jones
 DT ▶▶ 6-1 ▶▶ 281 ▶▶ Sr-3L
 LaMarque, Texas (LaMarque)

99

2008 ▶▶ FRESHMAN SEASON
 Redshirt season

EISENHOWER HIGH SCHOOL

An explosive ball carrier with impressive speed, he rushed for over 1,000 yards and nine touchdowns on only 164 carries, and caught 42 passes for 489 yards as a senior for the Eagles ... regarded as a four-star prospect and the No. 1 running back, and No. 4 overall player in the state on Rivals.com's Oklahoma Top 25 for 2008 ... also ranked the No. 11 overall all-purpose back in the nation by Rivals ... a three-star player listed as the No. 44 running back in the country by Scout.com ... listed as the No. 59 recruit on SuperPrep's 'Midlands 86 for 2008', a region that encompasses 11 states ... represented the West team in the Oklahoma Coaches Association All-State football game ... named to the 2007 OKPrepXtra.com Class 6A All-State First-Team ... led all players in Class 6A his junior year, gaining over 1,800 yards on the ground (2,069 yards from scrimmage) and finishing with 17 total touchdowns ... also a standout in track, he holds a reported personal-best of 10.28 in the 100m and 21.56 in the 200m ... chose Tech over Kansas State, Oklahoma State, SMU and Wyoming.

PERSONAL

Harrison Tyrone Jeffers ... born on February 27, 1989 in Lawton, Okla. ... son of Joe and Loretta Jeffers ... has two older siblings Julius and Veronica.

2008 ▶▶ JUNIOR SEASON

Totaled 26 over 13 games including 20 solo stops ... one interception and one fumble recovery ... four tackles and a half sack against Baylor ... also had a quarterback hurry ... solo tackle against the Sooners ... recorded two solo tackles against Texas ... two tackles at Kansas ... three tackles at Texas A&M in second start of the season ... received first start of the season against Nebraska, filling in for an injured Ra'Jon Henley ... had four solo tackles ... recovered a K-State fumble at the TT3 to stop late K-State scoring chance ... posted two tackles against the Wildcats ... had three solo stops against UMass ... recorded a solo stop against SMU ... tallied the defensive line's second interception of the season ... with UNR at the Tech 14, Jones snagged UNR's pass at the line and came down at the 20 ... two solo tackles against Eastern Washington.

2007 ▶▶ SOPHOMORE SEASON

Played in all 13 games ... finished the season with 28 tackles ... backup at defensive and nose tackle ... opened the season with back-to-back four-tackle games at SMU and against UTEP ... season-high eight tackles at Rice ... had four stops against Northwestern State.

2006 ▶▶ FRESHMAN SEASON

Appeared in 10 games as a true freshman, providing relief to what was a group of three seniors ahead of him in the rotation ... totaled six tackles including one for loss and showed glimpses of his ability to stuff plays up front.

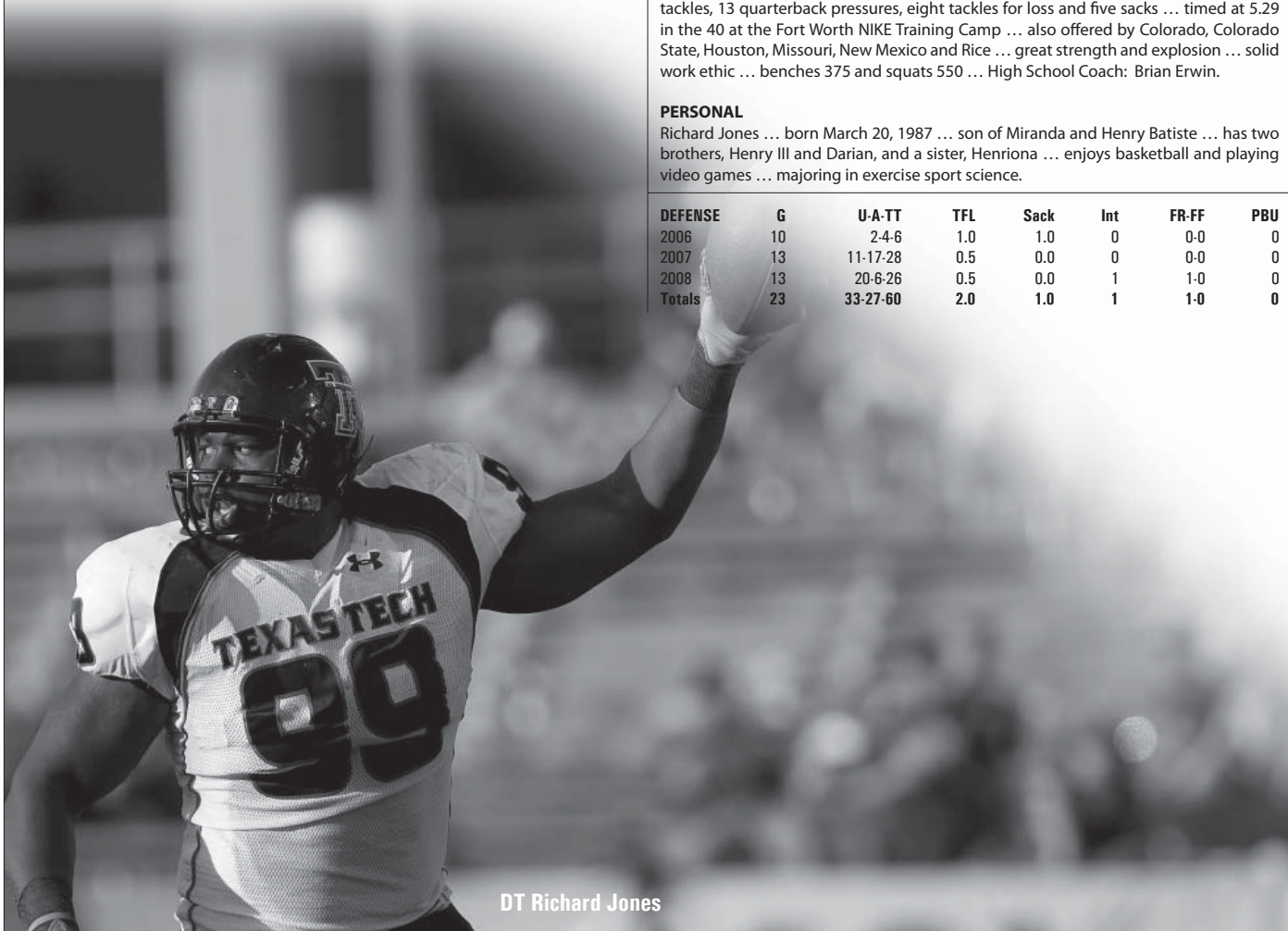
LaMARQUE HIGH SCHOOL

LaMarque High School in LaMarque, Texas ... Three-Star Recruit (Rivals.com; Scout.com) ... No. 47 defensive tackle nationally (Rivals.com) ... No. 70 overall prospect in Texas (Rivals.com) ... Class 4A All-State first team ... named the Greater Houston Defensive Player of the Year by the Houston Touchdown Club ... finished senior season with 55 tackles, 13 quarterback pressures, eight tackles for loss and five sacks ... timed at 5.29 in the 40 at the Fort Worth NIKE Training Camp ... also offered by Colorado, Colorado State, Houston, Missouri, New Mexico and Rice ... great strength and explosion ... solid work ethic ... benches 375 and squats 550 ... High School Coach: Brian Erwin.

PERSONAL

Richard Jones ... born March 20, 1987 ... son of Miranda and Henry Batiste ... has two brothers, Henry III and Darian, and a sister, Henriona ... enjoys basketball and playing video games ... majoring in exercise sport science.

DEFENSE	G	U-A-TT	TFL	Sack	Int	FR-FF	PBU
2006	10	2-4-6	1.0	1.0	0	0-0	0
2007	13	11-17-28	0.5	0.0	0	0-0	0
2008	13	20-6-26	0.5	0.0	1	1-0	0
Totals	23	33-27-60	2.0	1.0	1	1-0	0



DT Richard Jones

**Justin Keown**

C ▶▶ 6-4 ▶▶ 302 ▶▶ Jr-2L

Anderson, S.C. (Hargrave Military Acad-

73

**Joe King**

OL ▶▶ 6-6 ▶▶ 319 ▶▶ Fr-RS

Oklahoma City, Okla. (Putnam City North)

59

2008 ▶▶ SOPHOMORE SEASON

Redshirt season.

2007 ▶▶ FRESHMAN SEASON

Played in five games ... primarily a special teams guy, but backed up at center as well ... scout team member.

HARGRAVE MILITARY ACADEMY

Hargrave Military Academy in Chatham, Va. ... helped lead team to 7-3 record as a member of the offensive line ... played the 2006 season at the Hargrave Military Academy in Chatham, Va. ... competed in both football and wrestling during his high school career at Woodside High School in Anderson, S.C. ... enrolled in January 2007 and joined the team during spring practice ... chose Texas Tech over East Carolina, Kent and New Mexico State ... Prep School Coach: Robert Prutny.

WESTSIDE HIGH SCHOOL

Westside High School in Anderson, S.C. ... participated in wrestling and soccer in addition to football ... Trenchman Award recipient ... lineman of the week.

PERSONAL

Justin Keown ... born June 29, 1988, in Anderson, S.C. ... son of Sheila and Vaughn Keown ... has four siblings ... majoring in exercise sport science.

2008 ▶▶ FRESHMAN SEASON

Redshirt season.

PUTNAM CITY NORTH HIGH SCHOOL

A strong player with an imposing frame, he seems to fit the physical mold for an offensive lineman at Texas Tech ... rated as a three-star prospect, the No. 2 offensive lineman and No. 15 overall player in the state on Rivals.com's Oklahoma Top 25 for 2008 ... also listed as the No. 79 offensive tackle recruit in the nation by Rivals ... ranked the No. 98 offensive tackle nationally by Scout.com ... a member of the 2007 OKPrepXtra.com Class 6A All-State First-Team ... started at tackle for a Panther offense that averaged 23 points per game and propelled North to an 8-3 record and a berth in the Class 6A state playoffs in 2007 ... given an overall grade of 88 by the coaching staff his senior year ... a second-team All-State selection by The Tulsa World following his senior season ... participated in the Los Angeles NIKE Training Camp last April and was praised by camp coaches and observers for his performance in one-on-one drills against some of the top defensive line prospects on the west coast ... chose Tech over Iowa State.

PERSONAL

Joe King IV ... born on July 29, 1990 in Americus, Ga. ... son of Dr. Joseph King III and Barbara King ... his father is an OBGYN and a graduate of Morehouse University ... his mother is a graduate of Fisk University ... has two older sisters, Erika and Erin ... his grandfather Ollie Matson is a member of both the college and professional football halls of fame ... enjoys sports, planes, cars, boats and traveling.



P Jonathan LaCour



Jonathan LaCour

P ▶▶ 6-2 ▶▶ 220 ▶▶ Jr-2L

Kingwood, Texas (Kingwood)

9

2008 ▶▶ SOPHOMORE SEASON

Averaged 37.1 yards per punt on 25 punts during the 2008 season ... total 164 yards on four punts against Ole Miss in the Cotton Bowl for an average of 41.0 ... punted four times at Oklahoma with one landing inside the 20 ... no punts against Oklahoma State ... punted four times against Texas, including two inside the 20 ... the first punt of the game set Texas up at its own two-yard line and Tech recorded a safety on the very next play ... one punt at Kansas for 40 yards ... placed inside the 20 ... punted once at Texas A&M ... averaged 41.5 yards on two punts against Nebraska ... pinned the Huskers inside their own 20 once ... punted twice against UMass, averaging 33.0 yards per ... dropped one inside the UMass 20 ... punted twice against SMU, pinning the Mustangs inside their own 20 on both kicks ... 40.5 yards per punt ... averaged 34.0 yards on three punts at Nevada ... had a long of 49, pinning UNR inside its own 20 ... steady outing for one of the nation's leading freshman punters from a year ago ... averaged 43.5 yards on two punts, including a long of 53 ... also placed one inside the 20.

2007 ▶▶ FRESHMAN SEASON

All-Big 12 Conference Honorable Mention ... One of the nation's leading freshman punters ... ranked 23rd nationally and second overall among freshman punters ... averaged 42.6 yards on 29 punts during rookie season ... ties the eighth-best single-season average in school history ... pinned Virginia inside the five-yard line on second punt at the Gator Bowl ... averaged 42.7 yards per punt ... averaged a game-best 51.7 yards per punt at Baylor ... averaged over 45.0 yards four times ... finished the season with eight punts inside the opponent's 20 and booted six over 50 yards, including a long of 60 at Baylor ... also had three fair caught and two touchbacks ... opponents averaged a mere 6.7 yards per return on the season.

KINGWOOD HIGH SCHOOL

Kingwood High School in Kingwood, Texas ... one of the top specialists in the state, he handled both the kicking and punting duties for Kingwood during his career ... a unanimous first-team All-District 21-5A selection by the Houston Chronicle following his senior season in 2006 ... rated as the No. 1 kicker prospect in the Houston area on the Chronicle's Area Top 60 for 2006 and was chosen to the newspaper's All-Greater Houston first-team ... placed first in the punting portion of the Texas Lone Star Kicking Challenge in both 2005 and 2006 ... was given the All-Around gold medal at the event in 2005 among 150 participants ... averaged 40.7 yards per punt in district play, while pinning opponents inside their own 10-yard line on seven occasions as a senior ... drilled a long field goal of 54 yards, the eighth longest in state history ... one of only two kickers in the state to be named to the Lubbock Avalanche-Journal's Top 100 ... joins Alex Reyes as the only other high school kicker to have received a scholarship offer from Texas Tech since head coach Mike Leach's arrival prior to the 2000 season ... chose Tech over Missouri ... High School Coach: Dougald McDougald.

PERSONAL

Jonathan LaCour ... born January 23, 1989, in Humble, Texas ... son of Mindy and Greg LaCour ... has an older sister, Whitney ... both parents attended LSU ... majoring in advertising.

PUNTING	G	Punts	Yds	Avg	Lg	TB	I20
2007	9	29	1,236	42.6	60	2	8
2008	12	25	927	37.1	53	0	11
Totals	21	54	2,163	40.0	60	2	19



Lyle Leong

WR ▶▶ 6-1 ▶▶ 165 ▶▶ Jr-2L

Abilene, Texas (Abilene)

19

2008 ▶▶ SOPHOMORE SEASON

Completed the season with 18 receptions for 206 yards and three touchdowns ... averaged 11.4 yards per catch ... logged on catch for seven yards against Ole Miss in the Cotton Bowl ... one reception for 14 yards in win over Baylor ... two receptions for 27 yards at Oklahoma ... grabbed three receptions for 36 yards in the win over Oklahoma State ... three catches for 28 yards against Texas ... had one reception for 12 yards at Kansas ... caught one pass for 13 yards against the Aggies ... had one catch for five yards against Nebraska ... registered a career in one day at Kansas State in his first start ... caught three passes, all touchdowns, against the Wildcats ... entered the game with one career scoring catch ... totaled 23 yards ... had one catch for nine yards against UMass ... showed why he participates in the high jump for the Red Raider track program ... elevated himself in the opener against Eastern Washington to snag a 32-yard reception.

2007 ▶▶ FRESHMAN SEASON

Finished rookie season with 15 receptions for 174 yards and a touchdown ... had one catch for 11 yards in the bowl win over Virginia ... hauled in two passes for 17 yards and his first career touchdown, an acrobatic nine-yard reception in the fourth quarter against Northwestern State ... had three catches for 35 yards at Rice ... made his collegiate debut at SMU, pulling in three catches for 43 yards in the second half of Tech's decisive 49-9 victory ... two of his three receptions came from the hand of quarterback Taylor Potts, a former high school teammate at Abilene High ... joined the team for 2007 spring practice after grayshirting in the fall of 2006 ... made a number of plays during his spring despite wearing a cast that covered his left wrist and hand ... displayed an ability to find holes in defensive zones and looks to be a part of the outside receiver rotation this fall ... caught four passes for 44 yards in the annual Red and Black Spring Game.

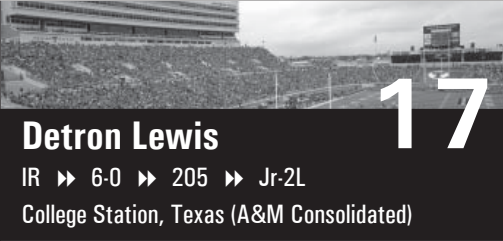
ABILENE HIGH SCHOOL

Abilene High School in Abilene, Texas ... Texas Class 5A All-State first team in 2005 ... Class 5A Region I First Team (TexasHSFootball.com) ... All-Big Country Super Team (Abilene Reporter-News) ... grabbed 57 passes for 1,250 yards and 12 touchdowns last season ... ranked fifth in Class 5A in receiving yards ... caught 34 passes for 600 yards and 11 touchdowns as a junior ... runs a 4.5 forty and has a 38-inch vertical ... recruited by Baylor, Georgia Tech, SMU and TCU ... High School Coach: Steve Warren.

PERSONAL

Lyle Leong, Jr ... born August 23, 1987, in Abilene, Texas ... son of Kari and Lyle Leong ... has a younger brother, London ... father, Lyle Sr., played in the NFL as a member of the Philadelphia Eagles ... enjoys listening to music in his free time ... lists his career goal as becoming a coach ... also a member of the Red Raider track team, he competed in both the high jump and long jump events during the 2007 season ... a high school teammate of current Tech quarterback Taylor Potts ... majoring in exercise and sport sciences.

RECEIVING	G	Rec	Yards	Y/Rec	TD	Lg
2007	12	15	174	11.6	1	27
2008	12	18	206	11.4	3	32
Totals	24	33	380	11.5	4	32



Detron Lewis

IR ▶▶ 6-0 ▶▶ 205 ▶▶ Jr-2L

College Station, Texas (A&M Consolidated)

17



Terry McDaniel

OL ▶▶ 6-7 ▶▶ 335 ▶▶ Fr-RS

Diana, Texas (New Diana)

68

2008 ▶▶ SOPHOMORE SEASON

Wrapped up the season with as the second leading receiver on the team behind Michael Crabtree ... hauled in 76 passes for 913 yards and three touchdowns ... five catches for 44 yards against Ole Miss in the Cotton Bowl ... scored the game-winning touchdown on a four-yard pass from Graham Harrell in the fourth quarter against Baylor ... finished the game with nine receptions for 68 yards ... led the Red Raiders with 71 yards on five receptions at Oklahoma ... also scored a touchdown ... logged 93 yards on seven receptions ... had five receptions for 58 yards in the win over Texas ... hauled in five catches for 43 yards at Kansas ... impressive in return to hometown of College Station ... led the team with nine receptions for 92 yards ... four catches for 47 yards in the win over Nebraska ... caught six balls for 71 yards at Kansas State ... had 30 yards on four receptions against UMass ... finished the SMU game with five receptions for 87 yards ... scored on a 44-yard reception early in the fourth quarter ... had a nice day at Nevada with 46 yards on three receptions ... first-career start in opener against Eastern Washington ... one of two 100-yard receivers as he joined Eric Morris (164) with 163 receiving yards on nine catches, both career highs.

2007 ▶▶ FRESHMAN SEASON

Played in nine games ... back-up to Eric Morris at H receiver ... made impressive debut with touchdowns on first two collegiate receptions against Northwestern State ... totaled 63 yards, including long of 50 ... caught 10 passes on the season for 120 yards ... grabbed third touchdown in the bowl win over Virginia ... also returned nine kickoffs 217 yards.

A&M CONSOLIDATED HIGH SCHOOL

A&M Consolidated High School in College Station, Texas ... a unanimous first-team All-District 13-5A selection after catching 39 passes for 776 yards and seven touchdowns as a senior in 2006 ... helped lead the Tigers to an 8-2 record and a berth in the state playoffs ... a three-star player according to Rivals.com, rated the No. 85 prospect in the state on the site's Texas Top 100 for 2007 ... also the No. 62 wide receiver in the nation according to Rivals ... a three-star recruit, listed as the No. 60 wide receiver in the country by Scout.com ... named honorable mention All-State for Class 5A by the Texas Sports Writers Association ... one of 18 wideouts to be named to the Lubbock Avalanche-Journal's Top 100 for 2007 ... ranked as the No. 8 wide receiver and No. 52 overall player on SuperPrep's 'Texas 102' ... an All-Region choice by Velocity/PrepStar Magazine ... was awarded first-team All-District and All-State honorable mention honors after hauling in 62 catches for 973 yards and 10 touchdowns as a junior in 2005 ... chose Texas Tech over Arkansas, Kansas, Nebraska, Oklahoma State and UTEP ... High School Coach: Jim Slaughter.

PERSONAL

Detron Lewis ... born August 20, 1989, in College Station, Texas ... son of Theresa Lewis ... had two older brothers, Cedric and David.

RECEIVING	G	Rec	Yards	Y/Rec	TD	Lg
2007	9	10	120	12.0	3	50
2008	13	76	913	12.0	3	76
Totals	22	86	1,033	12.0	6	76

2008 ▶▶ FRESHMAN SEASON

Redshirt season.

NEW DIANA HIGH SCHOOL

A massive high school prospect with rare versatility, he was named first-team All-District 18-2A as both an offensive and defensive lineman following his senior season at New Diana ... earned Associated Press second-team Class 2A All-State honors after totaling an impressive 72 pancakes and 43 knockdowns on offense and adding 96 tackles on defense during his final prep campaign ... noted for not having given up a sack during his high school career in what amounted to more than 430 pass attempts ... tallied 306 tackles, including 45 for loss, and 10 sacks over the course of his three varsity seasons on defense for the Eagles ... also a second-team All-State selection on the offensive line following his junior season ... named first-team All-East Texas by the Longview News-Journal on both offense and defense following his junior and senior seasons ... chosen to the Lubbock Avalanche-Journal's 'Top 100' for 2008 ... regarded as a three-star player and listed as the No. 71 offensive tackle in the nation by Rivals.com ... ranked as the No. 36 offensive tackle prospect in the country by the ESPN Scouts Inc. ... also received a three-star rating from Scout.com and is ranked by the recruiting service as the No. 55 tackle nationally ... attended Texas Tech Football Camp prior to his senior year ... chose Tech over Arizona, Colorado, Kansas State, LSU and Oklahoma State.

PERSONAL

Terry McDaniel ... born on August 2, 1989 in Shawnee, Okla. ... son of Russell and Kim McDaniel ... his father is a the head football coach and athletics director at New Diana and a graduate of Southeastern Oklahoma ... his mother is a seventh grade science teacher and also a graduate of Southeastern Oklahoma ... has one sister, Lauren.



IR Detron Lewis



Franklin Mitchem **26**
 S ▶ 6-2 ▶ 198 ▶ Jr-1L
 Klein, Texas (Collins)

2008 ▶ SOPHOMORE SEASON
 Late game replacement at saftey that saw action in 13 games ... recorded 16 total tackles on the season and forced two fumbles ... two tackles at Oklahoma ... recorded a season-high three stops at Kansas State.

2007 ▶ REDSHIRT FRESHMAN SEASON
 Participated in scout team drills during the season.

2006 ▶ FRESHMAN SEASON
 Redshirt season.

COLLINS HIGH SCHOOL
 Collins High School in Klein, Texas ... Four-Star Recruit (Scout.com) ... Three-Star Recruit (Rivals.com) ... No. 35 safety nationally (Scout.com) ... No. 36 safety nationally (Rivals.com) ... No. 40 overall prospect in Texas (Scout.com) ... Texas Class 5A Honorable Mention senior season ... Class 5A Region II First Team (TexasHSFootball.com) ... All-Greater Houston first team after logging 86 tackles, 59 of those solo, two forced fumbles, one fumble recovery, one interception and five pass breakups during senior season ... earned all-district second team honors after totaling 84 tackles, including 51 solo, one tackle for loss, a sack, an interception, six pass breakups and two fumble recoveries during junior season ... starter on the Klein Collins basketball team ... also offered by Arizona, Arizona State, Duke, Mississippi and Oklahoma State ... High School Coach: Ronnie Feldman.

PERSONAL
 Franklin Mitchem ... born November 22, 1987, in Spring, Texas ... son of Thelma and Ken Mitchem ... has three sisters and a brother ... enjoys playing video games in his free time ... majoring in general studies.

DEFENSE	G	U-A-TT	TFL	Sack	Int	FR-FF	PBU
2008	13	9-7-16	0	0	0	0-2	0



S Franklin Mitchem



LaRon Moore **28**
 DB ▶ 5-9 ▶ 200 ▶ Jr-2L
 Midwest City, Okla. (Midwest City)

2008 ▶ SOPHOMORE SEASON
 Played in 12 games and backed up both corner positions but primarily behind Brent Nickerson at the right corner ... registered 10 tackles on the season and one pass breakup.


2007 ▶ REDSHIRT FRESHMAN SEASON
 Played in all 13 games ... was a special teams member ... totaled eight tackles on the season, including a career-high of three at Baylor.

2006 ▶ FRESHMAN SEASON
 Redshirt season ... a true burner with great speed ... made a number of plays during Thursday night scrimmages during the fall and earned praise from coaches for his overall development.

MIDWEST CITY HIGH SCHOOL
 Midwest City High School in Midwest City, Okla. ... Three-Star Recruit (Rivals.com; Scout.com) ... No. 85 overall recruit nationally (Tom Lemming) ... No. 30 cornerback nationally (Scout.com) ... No. 38 cornerback nationally (Rivals.com) ... No. 5 overall prospect in Oklahoma (Rivals.com) ... Hodge 150 (ESPN.com) ... USA Today All-America second team ... double-dipped during senior season as a standout on both sides of the ball ... totaled 64 tackles, six interceptions and two fumble recoveries as one of the state's top defenders ... during senior season, caught 29 balls for 789 yards and eight touchdowns ... also rushed 56 times for 515 yards and four scores and scored three times on punt returns, twice on kickoff returns and once on an interception ... all-city selection as a junior after posting 1,006 yards on 110 rushes and 13 touchdowns ... four-year varsity starter ... versatile athlete who played several positions in high school, including quarterback, running back, wide receiver and defensive back ... set the Oklahoma state record in the 200 meters with a 21.01 during sophomore season ... also offered by Kansas, Missouri, Nebraska, Notre Dame, Oklahoma State and Stanford ... High School Coach: Jesse Wall.

PERSONAL
 Laron Moore ... born November 8, 1987, in Spencer, Okla. ... son of Linda and Charles Neal ... has two younger sisters, Chelese and Shayelinn ... uncle Ronald Moore was a standout running back at Division II Pittsburgh State, winning the Harlon Hill Trophy in 1992 (Division II Football Player of the Year), and going on to enjoy a six-year playing career in the NFL ... hobbies include playing Xbox and talking on the phone ... majoring in general business.

DEFENSE	G	U-A-TT	TFL	Sack	Int	FR-FF	PBU
2008	12	6-4-10	0	0	0	0-0	1



DB Laron Moore



David Neill
 OL ▶▶ 6-5 ▶▶ 280 ▶▶ So-1L
 Flower Mound, Texas (Marcus)

79



Brent Nickerson
 DB ▶▶ 6-0 ▶▶ 188 ▶▶ Sr-3L
 Irving, Texas (MacArthur)

33

2008 ▶▶ REDSHIRT FRESHMAN SEASON

Made just one appearance on the year at Nevada.

2007 ▶▶ FRESHMAN SEASON

Redshirt season ... scout team member.

MARCUS HIGH SCHOOL

Marcus High School in Flower Mound, Texas ... a three-star prospect according to Rivals.com, he could play any of the positions along the defensive front at the next level ... listed as the No. 6 defensive end and the No. 53 overall player on the Dallas Morning News' Area Top 100 ... rated a three-star player by Scout.com and ranked as the No. 79 defensive end in the nation ... voted first-team all-district 6-5A and second-team All-Area by the Morning News after a standout senior season that saw him total 81 tackles (53 solo), including nine for loss, six sacks, two forced fumbles and four pass break-ups ... a member of SuperPrep Magazine's 'Texas 102' for 2007 ... an All-Region selection by Velocity/PrepStar Magazine ... also a gifted athlete, he recorded a vertical leap of 35", the best mark among the 31 defensive ends in attendance at College Station Nike Camp ... attended Texas Tech summer camp prior to his senior year ... chose Tech over Kansas, Oklahoma State, SMU and Tulsa ... High School Coach: Bryan Erwin.

PERSONAL

David Neill ... born October 26, 1988, in Highland Village, Texas ... son of Rita and Jeff Neill ... has a younger brother, Jason ... enjoys playing the guitar ... majoring in human development and family studies.

2008 ▶▶ JUNIOR SEASON

Played in all 13 games and made nine starts ... 27 total tackles and two pass breakups ... two tackles against Texas ... assisted on two tackles at Texas A&M ... solid outing with five solo tackles in the win over Nebraska ... two tackles at Kansas State ... solo stop against the Minutemen ... had another solid outing in his second-career start with seven tackles, six solo, at Nevada ... named the starter at corner two days prior to kickoff against Eastern Washington ... posted six solo stops and a pass breakup.

2007 ▶▶ SOPHOMORE SEASON

Played in one game ... vital scout team member ... good speed and nose for the ball ... gave Tech offense solid prep work each week.

2006 ▶▶ FRESHMAN SEASON

Appeared in nine games as a redshirt freshman in a reserve role at cornerback ... made six tackles (five solo) and gained valuable experience that will make him an active part of the secondary in 2007.

2005 ▶▶ REDSHIRT FRESHMAN SEASON

Redshirt season.

MacARTHUR HIGH SCHOOL

MacArthur High School in Irving, Texas ... Four-Star recruit (Max Emfinger Recruiting) ... No. 54 cornerback prospect nationally (Rivals.com) ... No. 66 cornerback prospect nationally (SuperPrep) ... No. 95 overall prospect (Postseason Texas Top 100; Rivals.com) ... posted 48 tackles, three interceptions, four pass breakups and two forced fumbles during senior season ... first-team all-District 6-5A ... also academic all-district ... chose Tech over Oklahoma State ... academically ranked in the top 10 percent of his class ... also offered by several other schools, including Notre Dame, Oklahoma, Wisconsin, Iowa, UCLA, Georgia Tech, Kansas and Kansas State ... High School Coach: David Beaty.

PERSONAL

Brent Nickerson ... born October 27, 1986, in Dallas ... son of Ronda and David Burris ... has three siblings, Trent, Bryse and Blake ... Trent is a walk-on on the Red Raider football team ... cousin, Natasha Stewart, was a two-time All-American basketball player at West Texas A&M and the school's fourth-leading scorer all-time ... majoring in general business.

DEFENSE	G	U-A-TT	TFL	Sack	Int	FR-FF	PBU
2008	13	22-5-27	0.5	0	0	0-0	2



DB Brent Nickerson



Mickey Okafor

OL ▶▶ 6-7 ▶▶ 319 ▶▶ So-1L
Houston, Texas (Westbury)

77

2008 ▶▶ REDSHIRT FRESHMAN SEASON

Saw action in three games as a redshirt freshman ... played in home games against SMU, UMASS and on the road at Kansas.

2007 ▶▶ FRESHMAN SEASON

Redshirt season ... scout team member.

WESTBURY HIGH SCHOOL

Westbury High School in Houston, Texas ... a three-star player according to Scout.com, listed as the No. 66 offensive tackle prospect in the nation ... rated a three-star recruit by Rivals.com ... a first-team All-District 20-5A selection, he was also named second-team All-Greater Houston by the Houston Chronicle after his senior campaign ... ranked as the No. 5 overall offensive lineman in Houston by the Chronicle on its annual Area Top 60 list ... named to SuperPrep's 'Texas 102' for 2007, a listing of the top players in the state ... an All-Region pick by Velocity/PrepStar Magazine ... started 30 games during his Westbury career ... also played basketball in high school ... chose Texas Tech over Houston, Nebraska and Oklahoma State ... High School Coach: Keeath McGee.

PERSONAL

Mickey Okafor ... son of Patience and Patrick Okafor ... has five siblings, three older and two younger ... enjoys lifting weights, running and watching television ... majoring in pre-dental.



OL Mickey Okafor



Chris Olson

OL ▶▶ 6-5 ▶▶ 296 ▶▶ Jr-2L
Dallas, Texas (Highland Park)

70

2008 ▶▶ SOPHOMORE SEASON

Played in seven games as a sophomore ... should be a big factor in the offensive line as a junior.

2007 ▶▶ REDSHIRT FRESHMAN SEASON

Played in seven games, primarily on special teams ... saw offensive action against Rice and Northwestern State ... preparing for bright future ... impressed coaches with his agility and versatility ... can play both tackle and guard.

2006 ▶▶ FRESHMAN SEASON

Redshirted behind two senior tackles in the fall of 2006.

HIGHLAND PARK HIGH SCHOOL

Highland Park High School in Dallas, Texas ... Four-Star Recruit (Scout.com) ... Three-Star Recruit (Rivals.com) ... No. 42 overall prospect in Dallas area (Dallas Morning News) ... No. 37 offensive tackle nationally (Rivals.com) ... No. 39 offensive tackle nationally (Scout.com) ... No. 95 overall prospect in Texas (Rivals.com) ... Class 4A All-State pick ... Class 4A Region II First Team (TexasHSFootball.com) ... helped lead HPHS to 15-0 record and Class 4A State Championship ... District 11-4A first team after posting 90 knockdowns and allowing no sacks ... team averaged 35 points per game ... second-team All-District 11-4A after recording 75 pancake blocks and not allowing a sack during junior season ... also offered by Indiana, Kansas, Oklahoma State, Utah, Vanderbilt, SMU and UTEP ... High School Coach: Randy Allen.

PERSONAL

Chris Olson ... born April 23, 1988, in Pasadena, California ... son of Bernadine and Robert Olson ... has an older brother, Matt...hobbies include racquetball and eating ... majoring in general business.



OL Chris Olson



Chris Perry

DL ▶▶ 6-4 ▶▶ 300 ▶▶ So-1L

Keller, Texas (Fossil Ridge/Miami, Fla.)

94

2008 ▶▶ REDSHIRT FRESHMAN SEASON

Key back up on the defensive line that should see significant playing time in his sophomore season ... played in eight games as a redshirt freshman ... registered seven tackles and one sack ... season-high three tackles and a sack against Oklahoma State.

UNIVERSITY OF MIAMI (FLORIDA)

Heralded recruit ... sat as a redshirt in 2007 ... participated on the scout team.

FOSSIL RIDGE HIGH SCHOOL

Fossil Ridge High School in Keller, Texas ... one of the best two-way linemen in the nation in 2006 ... dominating interior defensive lineman who was recruited by nearly every major school ... is a true force in the middle of the line ... explosive athlete with tremendous strength but is also quick off the ball ... very athletic for his size ... can see, read and diagnose what he sees ... named first-team all-district as a senior, when he had three sacks and was constantly battling double- and triple-teams ... helped his team to a 10-2 record ... says his idol is former Hurricane Warren Sapp ... rated the No. 25 defensive tackle in the nation by Rivals.com ... ranked the No. 18 defensive tackle and the No. 124 player overall by Scout.com ... rated the No. 22 player in Texas and the No. 30 offensive lineman in the country by SuperPrep ... recruited by Miami, Nebraska, Oklahoma, Florida and Notre Dame ... High School Coach: Hal Wasson.

PERSONAL

Chris Perry ... born November 29, 1988, in Fort Worth, Texas ... son of Tijuana Perry and Rodolfo and Elois Montemayor ... has two younger siblings ... his grandmother is related to former NFL great Jerry Rice ... also related to University of Miami basketball player Darrius Rice.

DEFENSE	G	U-A-TT	TFL	Sack	Int	FR-FF	PBU
2008	8	6-1-7	1.0	1.0	0	0-0	0



QB Taylor Potts



Taylor Potts

QB ▶▶ 6-5 ▶▶ 218 ▶▶ Jr-2L

Abilene, Texas (Abilene)

15

The leading contender to take over the high-flying offense in the fall. Named the first-team quarterback during spring practice.

2008 ▶▶ SOPHOMORE SEASON

Spent his sophomore season as the backup to Heisman candidate Graham Harrell ... finished the season 23-of-36 with one interception and two touchdowns ... went a perfect 5-for-5 against Oklahoma State and led a late fourth quarter touchdown drive that spanned 60 yards ... was 4-of-6 at Kansas and engineered a touchdown drive in what turned out to be a route of the Jayhawks ... 4-for-9 with an interception at Kansas State ... went 4-for-9 against UMASS with a long pass of 21 yards ... in the home opener against SMU he went 6-of-7 for a season-high 95 yards, including a season-long pass of 27 yards.

2007 ▶▶ REDSHIRT FRESHMAN SEASON

Entered the game for the first time in four weeks at Baylor, completing 7-of-13 pass attempts for 57 yards ... came on in the fourth quarter against Iowa State and completed 4-of-6 attempts for 35 yards ... appeared for the third time this season, completing 9-of-12 attempts for 196 yards and the first touchdown passes of his career in the third and fourth quarters against Northwestern State ... the first back-up quarterback at Tech to throw for three touchdown passes in a game since B.J. Symons did it against Baylor in 2003 ... completed six of his 11 pass attempts for 67 yards at Rice in his second appearance of the season ... saw first collegiate action in the season opener after redshirting during the 2006 season ... the primary back-up at quarterback, he orchestrated the offense for the final two drives of the fourth quarter at SMU, completing 6-of-7 passes for 54 yards ... led a six-play scoring drive that culminated with Shannon Woods' five-yard touchdown run to make the score 48-9 ... found himself amongst familiar faces, completing two of his passes to former high school teammate Lyle Leong and handing off four times to another former Abilene High School product, Koby Lewis.

2006 ▶▶ FRESHMAN SEASON

Spent his first season as a member of the scout team, preparing the defense for each week's opponent ... a highly sought after high school talent who chose Tech for its pass offense.

ABILENE HIGH SCHOOL

Abilene High School in Abilene, Texas ... Four-Star Recruit (Scout.com) ... Three-Star Recruit (Rivals.com) ... No. 13 pro-style quarterback nationally (Rivals.com; Scout.com) ... No. 47 overall prospect in Texas (Rivals.com) ... Lubbock Avalanche-Journal Fab 44 ... Texas Class 5A Honorable Mention senior season ... Class 5A Region I First Team (TexasHSFootball.com) ... All-Big Country Class 4A-5A Offensive Player of the Year (Abilene Reporter-News) ... completed 230-of-332 passes for 3,155 yards and 23 touchdowns ... passing yards ranked sixth in Class 5A ... also rushed for four scores ... All-District 3-5A first team after completing 172-of-272 for 2,897 yards and 30 touchdowns during junior season ... also recruited by Michigan, Baylor, Notre Dame, Oklahoma, Texas and Texas A&M ... High School Coach: Steve Warren.

PERSONAL

Taylor Potts ... born October 13, 1987, in Abilene, Texas ... son of Cathy and Avery Potts ... has an older brother, Bryan ... participated in baseball, basketball and football in high school ... hobbies include hunting, fishing and most sports ... major is pre-physical therapy.

PASSING	G	C-A-I	Pct	Yds	Yds/gm	TD	Lg
2007	5	32-49-1	65.3	409	81.8	3	50
2008	10	23-36-1	63.9	260	26.0	2	27
Totals	15	55-85-2	64.7	669	44.6	5	50



Adrian Reese

IR ►► 6-7 ►► 205 ►► Jr-2L
Longview, Texas (Longview)

80

2008 ►► JUNIOR SEASON
Redshirt season.

2007 ►► SOPHOMORE SEASON
Played in 12 games, catching six passes for 74 yards ... caught a pass for 17 yards at Rice ... followed with a 28-yard reception against Northwestern State ... had a six-yard catch against Iowa State and a nine-yard grab against Colorado ... caught two passes for 14 yards at Baylor.

2006 ►► FRESHMAN SEASON
A rangy receiving target with tremendous size who saw significant action as a freshman ... played in all 13 games, starting one at Iowa State and finished the season with four catches for 66 yards ... caught passes in three of the team's final four regular season games, boosting his confidence in preparation for his sophomore campaign.

LONGVIEW HIGH SCHOOL
Longview High School in Longview, Texas ... Three-Star Recruit (Rivals.com) ... No. 45 tight end nationally (Rivals.com) ... Class 5A Region II First Team (TexasHSFootball.com) ... received Dave Parks Award for region's best tight end (TexasHSFootball.com) ... helped lead LHS to No. 5 ranking in Class 5A ... named to District 12-5A first team after grabbing 15 receptions for 359 yards and two touchdowns during senior season ... also started at linebacker as a senior ... caught six passes for 139 yards and two touchdowns en route to All-District 12-5A first team honors during junior season ... also offered by Arizona, Arkansas, Baylor, Houston, Mississippi State and Oklahoma State ... High School Coach: John King.

PERSONAL
Adrian Reese ... born December 2, 1987, in Longview, Texas ... son of Milton and Thelma Reese ... the youngest of eight siblings ... sister, Shala, was Sun Belt Conference Player of the Year in 2002 and player of the year in 2003 at Western Kentucky ... brother, Reggie, ran track at Prairie View A&M.

RECEIVING	G	Rec	Yards	Y/Rec	TD	Lg
2006	13	4	66	16.5	0	25
2007	12	6	74	12.3	0	28
2008	Redshirt					
Totals	25	10	140	14.0	0	28



WR Adrian Reese



Sandy Riley

DE ►► 6-0 ►► 228 ►► Sr-3L
Houston, Texas (Westfield)

46

2008 ►► JUNIOR SEASON
Played in all 13 games during the season and ended the year with 11 total tackles ... two of those stops went for a loss ... one quarterback hurry ... made two stops in the win over Baylor at the end of the regular season ... two tackles against Oklahoma State ... two stops at Kansas State ... one tackle for a loss of eight yards against SMU.

2007 ►► SOPHOMORE SEASON
Finished the season with 18 tackles, including a career high of five against Virginia in the Gator Bowl ... had two tackles at Baylor ... also had two-tackle games at Rice and SMU ... posted 2.5 tackles for loss on the season and had his lone sack against Iowa State ... recorded pass breakups at Rice and against Northwestern State.


2006 ►► REDSHIRT FRESHMAN SEASON
Physical linebacker who appeared in 10 games as a redshirt freshman in 2006 ... made two tackles including half a tackle for loss.

2005 ►► FRESHMAN SEASON
Redshirt season.

WESTFIELD HIGH SCHOOL
Westfield High School in Houston, Texas ... Four-Star recruit (Max Emfinger Recruiting) ... Houston Chronicle State Top 100 ... Texas Sports Writers Association Class 5A All-State Second Team ... All-District 22-5A junior and senior seasons ... played tight end in high school ... eight receptions, two for touchdowns, and 100 yards ... credited with 115 pancake blocks during the regular season last year ... team played in state championship game and finished 13-2 ... agile player ... attended Tech football camp while in high school ... also recruited by Baylor and North Carolina ... High School Coach: Ron Lynch.

PERSONAL
Sandy Riley ... born December 31, 1986, in Maryland ... son of Sharon and Sandy Riley ... has an older sister, JaVonya, and a younger sister, Ty ... father is an agent in the bureau of Alcohol, Tobacco and Firearms ... enjoys playing video games ... majoring in general studies.

DEFENSE	G	U-A-TT	TFL	Sack	Int	FR-FF	PBU
2006	10	2-0-2	0.5	0.0	0	0-0	0
2007	13	9-9-18	2.5	1.0	0	0-0	2
2008	13	8-3-11	2.0	0.0	0	0-0	0
Totals	23	19-12-31	5.0	1.0	0	0-0	2



DE Sandy Riley



Jarrell Routt

DB ▶▶ 6-0 ▶▶ 185 ▶▶ Jr-Sq

Texas City, Texas (Texas City/Coffeyville C.C.)

31



De'Shon Sanders

DB ▶▶ 6-1 ▶▶ 206 ▶▶ Sr-1L

Hobbs, N.M. (C.C. of San Francisco)

21

2008 ▶▶ JUNIOR SEASON

Scout team member.

COFFEYVILLE C.C.

A three-star player according to Rivals.com, he's clocked as low as a reported 4.33 seconds in the 40-yard dash ... originally signed with Tech out of high school in 2006, and was placed by the coaching staff at Coffeyville Community College in Kansas ... redshirted during his first year of junior college ... was also a member of the Coffeyville track team and served as the first leg on a Red Raven 4X100 relay team that qualified for both the indoor and outdoor national meets his freshman year

TEXAS CITY HIGH SCHOOL

Class 4A All-State honorable mention selection following his senior season at Texas City, where he appeared at corner, wide receiver and running back for the Stingarees ... a second-team all-district pick as a junior in high school, playing both receiver and defensive back for head coach Tim Finn ... originally chose Tech over offers from Arkansas State, Iowa State, and Mississippi.

2008 ▶▶ REDSHIRT JUNIOR SEASON

Played in all 13 games of the season mostly on special teams ... recorded six total tackles, including four unassisted ... four of his six tackles came in the final two games of the season against Baylor and Ole Miss in the Cotton Bowl.

2007 ▶▶ JUNIOR SEASON

Sat out the season as a redshirt ... participated on defensive scout team.

CITY COLLEGE OF SAN FRANCISCO

Rated as a three-star player by Rivals.com and the No. 66 overall player on Rivals' Junior College Top 100 for 2007 ... a three-star recruit according to Scout.com, listed as the No. 8 cornerback prospect in the nation ... ranked as the No. 7 corner and the No. 72 overall player on the annual SuperPrep 'JUCO 100' ... totaled 28 tackles, two interceptions, four pass breakups and a forced fumble for a San Francisco team that went 10-2 his sophomore season and appeared in the California junior college football championship game ... enrolled in January 2007 and participated in spring practice ... chose Texas Tech over Minnesota, New Mexico and Oregon ... Junior College Coach: George Rush.

HOBBS HIGH SCHOOL

Hobbs High School in Hobbs, N.M. ... played football, basketball and ran track ... basketball team won state championship and football team was a regular in the playoffs ... all-district, MVP, all-State and team captain.

PERSONAL

De'Shon Sanders ... born March 5, 1986, in Hobbs, N.M. ... son of Eartha and Eric Sanders ... has five brothers and sisters ... cousin of former Red Raider basketball standout Ronald Ross ... majoring in human development and family studies.



DB De'Shon Sanders



Brandon Sharpe

DE ▶▶ 6-3 ▶▶ 254 ▶▶ Sr-1L
Lyons, Ga. (Fresno City College)

18

2008 ▶▶ REDSHIRT JUNIOR SEASON

Backup defensive end that saw action in 10 games under the controls of defensive coordinator Ruffin McNeil ... registered four total tackles with half of those coming at Texas A&M in a Tech win over the Aggies.

2007 ▶▶ JUNIOR SEASON

Played in one game, picking up a tackle against Rice.

FRESNO CITY COLLEGE

Fresno City College in Fresno, Calif. ... strong pass rusher on a Fresno team that finished the season with an 8-3 record and an average margin of victory of 23 points ... posted 36 tackles including nine and a half for loss, pacing the Rams defense with nine sacks and a team-high seven pass break-ups, while also recording an interception ... chose Texas Tech over Nebraska and San Jose State.

TOOMBS COUNTY HIGH SCHOOL

Toombs County High School in Lyons, Ga.

PERSONAL

Brandon Sharpe ... born December 22, 1986, in Toombs County, Ga. ... son of Stephen Sharp ... had a brother and sister ... enjoys fishing ... majoring in human development and family studies.



DE Brandon Sharpe



Steven Sheffield

QB ▶▶ 6-4 ▶▶ 175 ▶▶ Jr-2L
Pflugerville, Texas (Pflugerville)

1

2008 ▶▶ SOPHOMORE SEASON

Scout team quarterback

2007 ▶▶ REDSHIRT FRESHMAN SEASON

Made an appearance against Northwestern State ... served as third-team quarterback during the season ... also ran scout team quarterback.

2006 ▶▶ FRESHMAN SEASON

Redshirt season ... saw scout team action.

CONNALLY HIGH SCHOOL

Connally High School in Pflugerville, Texas ... led CHS to state semifinals in 2004 and 2005 ... team won 26-4A District Championship in 2004 and 2005 ... during final two seasons, teams combined for 23-6 record ... first-team all-district in 2004 and district MVP and All-Centex in 2005 ... passed for 1,600 yards in 2004 and followed with 2,700 yards in 2005 ... also completed 34 touchdowns passes to only six interceptions ... involved in Fellowship of Christian Athletes ... High School Coach: Matt Monzingo.

PERSONAL

Steven Sheffield ... born March 4, 1988, in Austin, Texas ... son of Sherri and Mike Sheffield ... has an older sister ... enjoys Xbox ... majoring in general business.



QB Steven Sheffield




Tyrone Sonier
 LB ▶▶ 6-2 ▶▶ 225 ▶▶ So-1L
 Missouri City, Texas (Fort Bend Marshall)




Nathan Stone
 DB ▶▶ 5-8 ▶▶ 181 ▶▶ Jr-2L
 Lubbock, Texas (Roosevelt)

2008 ▶▶ REDSHIRT FRESHMAN SEASON

Limited action in his first season of action with the Red Raiders ... played in only four games ... totaled two tackles, one against UMASS and one at Kansas.

2007 ▶▶ FRESHMAN SEASON

Redshirt season ... scout team member.

FORT BEND MARSHALL HIGH SCHOOL

Fort Bend Marshall High School ... a second-team all-state selection after a dominating senior campaign for Marshall that saw him tally 92 tackles and 10.5 sacks from the end position ... a unanimous first-team All-District 23-5A choice, he helped the Buffaloes reach the playoffs and advance to the second round ... a three-star player according to Rivals.com, listed as the No. 97 recruit on the Web site's Texas Top 100 ... also ranked by Rivals as the No. 43 defensive end in the nation ... chosen to the Lubbock Avalanche-Journal's Top 100 for 2007 ... named second-team All-Greater Houston by the Houston Chronicle ... represented the West team in the East Meets West All-American Game ... chose Texas Tech over Iowa, Kansas State and Texas A&M ... High School Coach: Dennis Brantley.

PERSONAL

Tyrone Sonier ... born February 1, 1989, in Houston, Texas ... son of Valencia and Tyrone Sonier ... has a younger sister, Tyra.

2008 ▶▶ SOPHOMORE SEASON

Played in two games ... picked up one tackle against Oklahoma State.

2007 ▶▶ FRESHMAN SEASON

Played in three games ... scout team member.

2006 ▶▶ FRESHMAN SEASON

Walked on before spring drills and immediately impressed coaches with his work ethic and athleticism ... redshirt season.

ROOSEVELT HIGH SCHOOL

Roosevelt High School in Lubbock ... named to all-district first team and All-South Plains first team ... also selected to the Super Team as a running back ... also played basketball and baseball and ran track ... High School Coach: Shayne Loathman.

PERSONAL

Nathan Stone ... born November 12, 1986, in Lubbock ... son of Janice and Dale Stone ... has three brothers and two sisters ... participated in baseball, basketball, football, and track in high school ... majoring in general business.



WR Lyle Leong



Tramain Swindall

WR ►► 6-3 ►► 180 ►► So-1L
Oklahoma City, Okla. (Millwood)

11



Alexander Torres

WR ►► 6-2 ►► 196 ►► So-HS
El Paso, Texas (Franklin)

86

2008 ►► REDSHIRT FRESHMAN SEASON

Impressive debut season ... 46 total catches for 561 yards and two touchdowns ... hauled in four receptions for 33 yards against Ole Miss in the Cotton Bowl ... 22 yards on two receptions in the win over Baylor ... four receptions for 50 yards and a touchdown at Oklahoma ... three receptions for 34 yards against Oklahoma State ... totaled 52 yards on two receptions in the win over Texas ... caught four passes for 33 yards at Kansas ... led Tech with 101 yards on seven receptions at Texas A&M ... one catch for six yards against Nebraska ... 65 yards on four receptions at Kansas State ... had first-career touchdown and 35 yards on three receptions against UMass ... four receptions for 31 yards against SMU ... turned in a nice game at Nevada, collecting three receptions for 54 yards, including a drive-extending 24-yard reception on 3rd & 13 ... solid debut for the redshirt freshman against Eastern Washington ... had five receptions for 45 yards.

2007 ►► FRESHMAN SEASON

Redshirt season ... scout team member.

MILLWOOD HIGH SCHOOL

Millwood High School in Oklahoma City, Okla. ... the No. 1 wide receiver and No. 5 overall prospect in the state on Rivals.com's Oklahoma Top 30 for 2007 ... garnered a three-star rating from Rivals and ranked as the No. 54 receiving target in the nation ... received three stars from Scout.com and was regarded as the No. 75 wideout in the country ... the No. 43 ranked overall player in the Midlands region according to SuperPrep ... a second-team All-State selection after leading his team with more than 1,000 yards and 11 touchdowns from the wide receiver position on offense, while recording 164 tackles and eight interceptions from the cornerback position on defense ... 164 tackles ranked second amongst all players in Class 2A in the state ... helped Millwood team to a 14-1 record and his interception clinched their victory in the Class 2A State Championship ... also caught 28 passes for 625 yards and seven touchdowns as a junior ... chose Texas Tech over Arkansas, Kansas State, Missouri and Texas A&M ... High School Coach: Tony Henry.

PERSONAL

Tramain Swindall ... born July 15, 1989, in Oklahoma City, Okla. ... son of Nicole and William Swindall ... has a younger brother, Brandon ... uncle, Shawn Swindall, played football at West Virginia ... enjoys playing basketball and watching television.

AIR FORCE ACADEMY

Enrolled at the Air Force Academy following high school ... transferred to Texas Tech last season ... did not play at Air Force.

FRANKLIN HIGH SCHOOL

Franklin High School in El Paso, Texas ... lettered in football, basketball and baseball ... helped lead his team to back-to-back district championships in 2004 and 2005 and advanced to the Elite 8 in 2005 ... was a First-Team All-District wide receiver three straight years (2003-05) ... First-Team All-City (2003-04) ... Second-Team All-State (2004-05) ... named the MVP of all city schools in El Paso in 2005 ... High School Coaches: Tony Grajalva, Robert Anderson, Mike Garcia and Mike Marlin.

PERSONAL

Alexander Joshua Torres ... born on Sept. 12, 1987, in El Paso, Texas ... son of Robert and Lydia Torres ... has two siblings, Robert and Jessica ... enjoys playing golf and basketball and is learning to play the guitar.

RECEIVING	G	Rec	Yards	Y/Rec	TD	Lg
2008	13	46	561	12.2	2	37




WR Tramain Swindall



3

Jamar Wall
 DB ▶▶ 5-10 ▶▶ 203 ▶▶ Sr-3L
 Plainview, Texas (Plainview)



18

Eric Ward
 WR ▶▶ 5-11 ▶▶ 202 ▶▶ Fr-HS
 Wichita Falls, Texas (Rider)

2008 ▶▶ JUNIOR SEASON

All-Big 12 Conference Second Team (Fort Worth Star-Telegram) ... three solo tackles in the win over Baylor ... 10 tackles and a pass breakup at Oklahoma ... three solo tackles against Oklahoma State ... had a solo stop against Texas ... posted three stops at Kansas ... had six tackles and a pass breakup at Texas A&M ... made game-clinching interception in overtime to secure win over Nebraska ... second pick of the season ... had seven solo tackles in the game ... five tackles and a pass breakup at Kansas State ... four tackles and a pass breakup in UMass win ... grabbed first pick of the season against SMU ... one of five interceptions on the night ... finished the game with three solo tackles and three pass breakups ... tied first in the Big 12 with six pass breakups ... six tackles, five solo, and a pass breakup at Nevada ... led the team with nine tackles, including six solo stops, against Eastern Washington ... had a tackle for loss and a pass breakup ... also returned a kickoff 43 yards.

2007 ▶▶ SOPHOMORE SEASON

All-Big 12 Conference Second Team and honorable mention ... Academic All-Big 12 First Team ... played and started in all 13 games ... led the team with five interceptions ... had four tackles in the bowl win over Virginia ... also had a pass breakup ... recorded three tackles and two pass breakups in win over Oklahoma ... had five solo tackles at Texas and grabbed his fifth interception of the year ... three tackles in the win at Baylor ... posted six tackles, including five solo, against Colorado ... collected fourth interception of the season at Missouri of quarterback Chase Daniel ... had an interception and a pass breakup in the win over Texas A&M ... six and five tackles, respectively, in the Iowa State and Northwestern State wins ... career-high 11 tackles and a pick at Oklahoma State ... grabbed first interception of the season at Rice .

2006 ▶▶ FRESHMAN SEASON

Showed tremendous promise seeing playing time during true freshman season ... saw most action on special teams ... posted a tackle in the bowl win over Minnesota ... saw significant playing time in relief of Antonio Huffman at cornerback and appeared as a kickoff returner for the first time this season ... brought back one kick for 15 yards and had a pass breakup ... at TCU (9/16): finished second on the team with seven total tackles (six solo) ... also competes in the long jump.

PLAINVIEW HIGH SCHOOL

Plainview High School in Plainview, Texas ... Three-Star Recruit (Rivals.com; Scout.com) ... No. 29 athlete nationally (Rivals.com) ... recruited as a cornerback ... Class 4A All-State first team ... District 4-4A first team as a running back, defensive back and punter ... named to Amarillo Globe-News Golden Spread Team and selected as player of the year ... rushed for 2,735 yards and 42 touchdowns during senior season ... led Class 4A in rushing yards and scoring ... rushed for 406 of 466 total yards in the first half against Hereford during senior season (23.3 yards per carry) ... also finished the season with two interceptions and a punt return for a touchdown ... earned Class 4A All-State first team honors after rushing for 2,024 yards and 28 touchdowns on 308 attempts as a junior ... also caught 10 passes for 113 yards ... timed at 4.5 in the forty at the Fort Worth NIKE Training Camp ... 38-inch vertical ... brother of former Tech hoops standout Koy Smith ... also offered by Baylor, Kansas State, Purdue, Wake Forest, SMU, TCU and UTEP ... High School Coach: Marty McClintock.

PERSONAL

Jamar Wall ... born January 10, 1988, in Lubbock ... son of Georgia and Jerry Wall ... has an older brother and two older sisters ... brother, Koy Smith, was a standout basketball player at Texas Tech ... enjoys listening to music and playing all sports.

DEFENSE	G	U-A-TT	TFL	Sack	Int	FR-FF	PBU
2006	11	10-2-12	0.0	0.0	0	0-0	2
2007	13	38-16-54	0.0	0.0	5	0-0	6
2008	13	45-17-62	1.0	0.0	2	0-0	11
Totals	37	93-35-128	1.0	0.0	7	0-0	19

RIDER HIGH SCHOOL

Enrolled in January ... four-star (Rivals.com, Scout.com) wide receiver from Rider High School in Wichita Falls, Texas ... PrepStar All-Midlands Region ... No. 16 wide receiver nationally, per Scout.com ... No. 41 wide receiver nationally, according to Rivals.com ... No. 31 overall prospect on the Rivals.com Texas Postseason Top 100 list ... good size and excellent feel for the game ... good surge off the snap and is a strong runner in the open field ... elusive in the open field ... grabbed 53 catches for 1,063 yards and 15 touchdowns during junior season ... clocked at 4.4 in the 40 ... Class 4A All-State honorable mention ... district most valuable player ... also received offers from Oklahoma, Arizona, Arizona State and Tulsa ... High School Coach: Scott Ponder.

PERSONAL

xx

DB Jamar Wall





Colby Whitlock

DT ▶▶ 6-2 ▶▶ 287 ▶▶ Jr-2L
Noble, Okla. (Noble)

93



Marlon Williams

LB ▶▶ 6-0 ▶▶ 218 ▶▶ Sr-3L
Pflugerville, Texas (Pflugerville)

39

2008 ▶▶ SOPHOMORE SEASON

All-America Sophomore Second Team (CollegeFootballNews.com) ... All-Big 12 Conference Honorable Mention (AP, Big 12 Coaches) ... four stops against Ole Miss in the Cotton Bowl ... solo tackle against Baylor ... had five tackles at Oklahoma ... posted three solo tackles, a sack and a pass breakup against Oklahoma State ... solid performance against Texas, recording a safety on Texas' first offensive play of the game ... led the team with eight solo tackles, including two for loss ... two tackles and a quarterback hurry at Kansas ... productive day at Texas A&M with five tackles ... recorded two solo tackles against Nebraska ... had three stops at Kansas State ... made three solo tackles, including two for loss, in the win over UMass ... three tackles in the win at Nevada.

2007 ▶▶ FRESHMAN SEASON

Freshman All-America First Team by the Football Writers Association of America (FWAA) ... Freshman All-America Second Team by CollegeFootballNews.com ... All-Big 12 Conference Freshman Team by The Sporting News and All-Big 12 Conference Honorable Mention by the league coaches ... first freshman All-American defensive lineman since McKinner Dixon in 2005 ... finished the season with 47 tackles, including 33 solo stops ... also had 8.5 tackles for loss and two sacks, forced a fumble and pressured the quarterback five times ... started the last 10 games of the season ... had 11 tackles through first six games, then exploded with 36 over the last seven ... had six in the win over Texas A&M ... posted four each against Missouri and Colorado ... had a season-best 10 against Texas ... four of his tackles came behind the line of scrimmage ... had four stops against Oklahoma and five in the bowl win over Virginia.

NOBLE HIGH SCHOOL

Noble High School in Noble, Okla. ... a dynamic prospect who was projected as a defensive lineman at the collegiate level ... rated a three-star player and the No. 17 overall player in the state on Rivals.com's Oklahoma Top 30 for 2007 ... ranked as the No. 2 defensive tackle in the state and No. 69 in the country by Rivals ... named an Oklahoma All-State first-team selection after totaling 109 tackles (24 for loss), 11 forced fumbles and three sacks for the Bears during his senior season ... participated as a defensive lineman in the Oklahoma Coaches Association All-State Football Game ... named first-team Big All-City by The Oklahoman ... a Velocity/PrepStar Magazine All-Region selection, he finished his high school career with 218 tackles (65 for loss) and 13 sacks ... recorded an impressive 31 tackles for loss as a junior in 2005 ... also a heavyweight wrestler at the prep level ... attended Texas Tech summer camp prior to his senior year ... chose Tech over Kansas, Oklahoma State and Tulsa.

PERSONAL

Colby Whitlock ... born August 28, 1988, in Norman, Okla. ... son of Terri and Jack Whitlock ... has an older sister, Kayli, and younger brother, John.

DEFENSE	G	U-A-TT	TFL	Sack	Int	FR-FF	PBU
2007	13	33-14-47	8.5	2.0	0	1-1	0
2008	13	26-13-39	5.5	1.0	0	0-1	1
Totals	26	59-27-86	14.0	3.0	0	1-2	1

2008 ▶▶ JUNIOR SEASON

All-Big 12 Conference Honorable Mention (Big 12 Coaches) ... paced the defensive unit with seven tackles against Ole Miss in the Cotton Bowl ... led Tech with nine tackles, including eight solo, in the win over Baylor ... five tackles at Oklahoma ... two solo tackles against Oklahoma State ... sacked UT quarterback Colt McCoy and finished the game with two tackles ... also had another tackle for loss ... four tackles at Kansas ... led the team with 13 tackles at Texas A&M and also recorded a sack ... five tackles in the win over Nebraska ... great game against Kansas State with eight tackles, a forced fumble and a fumble return of 11 yards ... four solo tackles and a pass breakup in win over UMass ... had three tackles in the win over SMU ... four tackles at Nevada ... opened the season with seven tackles, six solo, against Eastern Washington ... also had a sack and tackle for loss.

2007 ▶▶ SOPHOMORE SEASON

All-Big 12 Conference Honorable Mention ... Academic All-Big 12 First Team ... matched single-game best with 10 tackles against Virginia in the bowl game ... also had a pass breakup ... returned a fumble 12 yards against Oklahoma to set up a first-quarter score for the Red Raiders ... finished with three tackles and a pass breakup in the win over the third-ranked Sooners ... nine tackles at Texas ... six tackles and a pass breakup each against Colorado and Baylor ... five tackles at Missouri ... made eight stops in win over Texas A&M ... six tackles against Iowa State and four in the Northwestern State game ... season-high 10 tackles at Oklahoma State ... also broke up a pass ... six tackles each against UTEP and at Rice ... opened the season with two tackles and a 67-yard fumble return at SMU ... return set up a Tech score.

2006 ▶▶ FRESHMAN SEASON

Saw action in all 13 games as a true freshman as a fixture on Tech's special teams units ... made five solo tackles including one for loss on the season and showed signs of his ability.

PFLUGERVILLE HIGH SCHOOL

Pflugerville High School in Pflugerville, Texas ... Three-Star Recruit (Rivals.com; Scout.com) ... No. 41 inside linebacker nationally (Rivals.com) ... No. 96 overall prospect in Texas (Rivals.com) ... District 15-5A first team as a senior ... posted 86 tackles, seven tackles for loss, one forced fumble and a fumble recovery ... also managed 500 rushing yards and eight touchdowns ... named to district first team after recording 125 tackles, five tackles for loss, one sack, two pass breakups and two fumble recoveries during junior season ... timed at 4.59 in the forty at the Fort Worth NIKE Training Camp ... high school teammate of current Red Raider Todd Walker ... also recruited by Arizona and Oklahoma State ... High School Coach: George Hermann.

PERSONAL

Marlon Williams...born February 3, 1988, in Abilene, Texas...son of Melvin Williams... participated in basketball, football, and track in high school...majoring in civil engineering.

DEFENSE	G	U-A-TT	TFL	Sack	Int	FR-FF	PBU
2006	13	5-0-5	1.0	0.0	0	0-0	0
2007	13	44-37-81	1.0	0.0	0	2-0	6
2008	13	49-23-72	3.5	2.0	0	1-1	2
Totals	39	98-60-158	5.5	2.0	0	3-1	8



DT Colby Whitlock




Matt Williams **85**
 PK ▶▶ 5-8 ▶▶ 164 ▶▶ Jr-1L
 Weatherford, Texas (Weatherford)




Marlon Winn **67**
 OL ▶▶ 6-6 ▶▶ 287 ▶▶ Sr-3L
 Waxahachie, Texas (Waxahachie)

2008 ▶▶ SOPHOMORE SEASON

One of the stories of the year in all of college football...won the Lynwood Townhomes "Kick For Rent Contest" at halftime of the UMASS game and that quickly earned him a spot on the team...after NCAA eligibility issues were worked out, he officially became Tech's placekicker at Kansas on October 25...against the Jayhawks he went a perfect 9-for-9 in PAT's and propelled him to the AT&T All-America Player of the Week honor... against Baylor, he went 5-for-5 and that gave him a perfect 29-for-29 in the regular-season for extra point attempts...went 2-for-3 in field goals in the Texas game including nailing a 31-yarder that aided in Tech's 39-33 win over the No. 1 Longhorns.

WEATHERFORD HIGH SCHOOL

A 2006 graduate of Class 5A Weatherford High School in Weatherford, Texas...lettered in football, soccer and swimming...coached by Mike Sneed, Tom Rapp, Spencer Spivey and Roger Bennefield...part of the very first playoff team in Weatherford history as a 5A school...earned all-district honors as a kicker as well as an All-State academic selection...led his soccer team in scoring and was an all-district performer.

PERSONAL

Born Matthew Ryan Williams on December 14, 1987 to parents Tommy and Linda Williams in Fort Worth, Texas...both parents are teachers and graduates of the University of Southern Mississippi...has two older siblings Mikki and Randy...majoring in human development and family studies...enjoys hanging out with this friends and being involved in church.

2008 ▶▶ JUNIOR SEASON

Was an anchor to one of the best offensive lines in all of college football in 2008 ... the unit allowed only 13 sacks all season and protected Johnny Unitas Award Winner Graham Harrell ... made 12 starts at right tackle and played in all 13 games of the season ... the only start he missed was in the regular-season finale against Baylor ... helped lead an offense that averaged 531 yards-per-game.

2007 ▶▶ SOPHOMORE SEASON

Started the last eight games at right tackle after an injury forced regular starter Jake Johnson to miss the remainder of the season ... Tech didn't skip a beat ... helped lead the offense to its fifth NCAA Passing Title ... offensive line only allowed 18 sacks in 763 pass attempts ... provided great protection for the nation's leading passer, Graham Harrell ... offense averaged 40.9 points per game, the second-highest total in school history ... the unit also averaged 529.6 yards of total offense per game, the second-highest in school history.

2006 ▶▶ FRESHMAN SEASON

Appeared in nine games as a true freshman while serving as the primary backup to senior Glenn January at left tackle.

WAXAHACHIE HIGH SCHOOL

Waxahachie High School in Waxahachie, Texas ... No. 70 overall prospect (Rivals.com Texas Top 100) ... Lubbock Avalanche-Journal State Top 100 ... All-District 15-4A ... solid pass protector ... could play either tackle position at Tech ... rated among the state's top 10 linemen ... large lineman with tremendous athleticism ... all-district selection junior season ... has been timed at 4.9 in the forty ... chose Tech over Oklahoma State ... also offered by Texas A&M, Baylor, Arizona, Utah, Florida, Purdue and Kansas ... High School Coach: David Ream.

PERSONAL

Marlon DeShawn Winn ... born July 3, 1986, in Enid, Oklahoma ... son of LaTonya and David Brown ... has a brother, JaMarcus ... enjoys building model cars ... majoring in human development and family studies.



PK Matt Williams



OL Marlon Winn



Austin Zouzalik

IR ▶▶ 6-1 ▶▶ 181 ▶▶ Fr-RS

Lubbock, Texas (Coronado)

2008 ▶▶ FRESHMAN SEASON

Redshirt season ... scout team member

CORONADO HIGH SCHOOL

Will play inside receiver for the Red Raiders ... led Lubbock Coronado High School to an 11-2 record during senior season as a quarterback ... passed for 2,908 yards and 25 touchdowns, while also rushing for 971 yards and 15 more scores ... timed at 4.38 in the 40 ... also timed at 10.7 in the 100M ... named Offensive Player of the Year on the Lubbock Avalanche-Journal's All-City and Class 5A-4A All-South Plains teams ... received scholarship offers from Iowa State, Rice, Baylor and Arizona ... High School Coach: Butch Henderson.

PERSONAL

Austin Zouzalik ... born on June 26, 1989, in Lubbock, Texas ... his father Mark is self-employed and a graduate of Texas State ... mother Cheryl Aycock is also a graduate of Texas State ... eight siblings; Ashleigh, Katy, Sarah, Caleigh, Corie, Connor, Casey and Jake ... enjoys playing X-Box, wakeboarding, snowboarding and going to the lake.



LB Marlon Williams

AUNDREY BARR

Defensive End
6-3, 230, Fr-HS
Carrollton, Texas
Newman Smith High School
Defensive end from Newman-Smith High School in Carrollton, Texas ... talented player with tremendous upside ... has only played football for one season ... starter on basketball team ... posted 28 tackles and three sacks during senior season ... also recruited by Air Force, Iowa State and New Mexico ... High School Coach: Paul Ressa.

TERRANCE BULLITT

Defensive Back
6-3, 182, Fr-HS
Garland, Texas
Naaman Forest High School
Three-star (Rivals.com, Scout.com) defensive back from Naaman Forest High School in Garland, Texas ... PrepStar All-Midlands Region ... No. 43 safety in the country, per Rivals.com, and No. 88 overall player in Texas ... No. 51 safety nationally, according to Scout.com ... No. 78 player on the Superprep Texas 111 ... received All-District 10-5A first team honors after totaling 121 tackles, a sack, two interceptions and two fumble recoveries during senior season ... athletic and aggressive safety ... impressive against the run and attacks the line ... registered 95 tackles, an interception and two fumble recoveries as a junior and 50 tackles and a fumble recovery during sophomore season ... also received offers from Wisconsin, Arizona, Kansas, Louisville, Notre Dame and Oklahoma State ... clocked at 4.58 in the 40 ... brother, Melvin, played at Texas A&M and is currently with the Indianapolis Colts ... High School Coach: Bill Patterson.

ROMARIO CATHEY

Defensive Line
6-3, 275, Fr-HS
Nashville, Tenn.
Maplewood High School
Three-star (Rivals.com) defensive tackle from Maplewood High School in Nashville, Tenn. ... No. 21 ranked player in Tennessee ... Mr. Tennessee Football finalist after registering 16 sacks, 70 tackles and 20 tackles for loss ... solid tackler and pass rusher ... tremendous wingspan ... great screen reader ... also named All-City first team and region defensive line most valuable player ... also received offers from Louisville, Memphis and Middle Tennessee ... High School Coach: Ralph Thompson.

E.J. CELESTIE

Wide Receiver
5-11, 174, Fr-HS
Lake Charles, La.
Barbe High School
Three-star (Rivals.com) wide receiver from Barbe High School in Lake Charles, La. ... No. 86 wide receiver in the country and No. 24 on the Rivals.com Louisiana Postseason Top 75 list ... No. 23 player on the Superprep Louisiana 40 ... versatile and dynamic in production ... good overall speed, agility and quickness ... helped team advance to state semifinals during senior season and post 12-1 record ... caught a school-record 72 passes for 855 yards, and added 880 rushing yards ... also accounted for 24 touchdowns during the 2008 season ... caught 43 passes for 654 yards and seven touchdowns in 2007 and 10 passes for 196 yards and two scores as a sophomore ... also a proficient return man after averaging 24.4 yards per kickoff return as a sophomore ... also received offers from Tulane, Louisiana Tech, McNeese State, Southern Mississippi and Tulsa ... High School Coach: Jimmy Shaver.

DION CHIDOIZE

Linebacker
6-1, 194, Fr-HS
Dallas, Texas
Bishop Lynch High School
Three-star (Rivals.com, Scout.com) linebacker from Bishop Lynch Academy in Dallas, Texas ... PrepStar All-Midlands Region ... No. 42 outside linebacker nationally, per Scout.com, and No. 53 according to Rivals.com ... No. 104 player on the Superprep Texas 111 ... disruptive player off of the edge ... ability to read the snap ... outstanding pursuit speed ... closes hard and is a strong tackler ... totaled 64 total tackles, including 42 solo, during senior season ... also received offers from Army, Louisiana Tech, Air Force, Iowa State and Northwestern ... posted 64 solo tackles, 19 tackles for loss and 10 sacks as a junior ... second-team all-district in TAPPS 1-6A ... named Bishop Lynch's most outstanding mid-skill player in 2007 ... clocked at 4.45 in the 40 ... 3.5 grade point average ... High School Coach: Bill Persingon.

KYLE CLARK

Offensive Line
6-5, 277, Fr-HS
Denton, Texas
Guyer High School
Four-star (Rivals.com) offensive tackle from Guyer High School in Denton, Texas ... three-star (Scout.com) offensive tackle ... PrepStar Top 250 All-American ... No. 21 offensive tackle in the country, per Rivals.com ... also listed as the No. 46 overall player on Rivals.com Texas Postseason Top 100 ... No. 39 player on the Superprep Texas 111 ... versatile player with experience at tackle and guard ... helped team advance to state championship game in 2008 ... team finished 12-3 and amassed 280.9 rushing yards per game and 55 touchdowns behind Clark and the offensive line ... District 5-4A second team ... clocked at 4.9 in the 40 ... also offered by LSU, Tulsa, Arizona, Louisville and Nebraska ... High School Coach: John Walsh.

DANIEL COBB

Safety
6-1, 211, Fr-HS
Killeen, Texas
Ellison High School
Three-star (Rivals.com, Scout.com) safety from Ellison High School in Killeen, Texas ... PrepStar All-Midlands Region ... No. 24 safety in the nation, per the Tom Lemming Recruiting Report ... No. 35 safety in the nation, according to Rivals.com ... also listed No. 82 overall on the Rivals.com Texas Postseason Top 100 list ... No. 85 player on the Superprep Texas 111 ... clocked at 4.6 in the 40 ... equally talented at either safety position ... tremendous blitz from the edge ... shows great ability to read blocks and make cuts as a running back ... rushed for 1,277 yards on 181 carries and scored 17 touchdowns as a running back during senior season ... District 13-5A first team in 2008 and 2007 ... also offered by Georgia Tech, Houston and Nebraska ... High School Coach: Buddy McBryde.

AARON FISHER

Wide Receiver
6-3, 182, Fr-HS
Keller, Texas
Fossil Ridge High School
Three-star (Rivals.com, Scout.com) wide receiver from Fossil Ridge High School in Keller, Texas ... PrepStar Top 250 All-American ... No. 28 wide receiver nationally, according to the Tom Lemming Recruiting Report ... No. 53 wide receiver in the country, per Rivals.com ... No. 58 overall player on the Rivals.com Texas Postseason Top 100 list ... No. 65 player on the Superprep Texas 111 ... tough player with great hands and outstanding route running abilities ... big target with very reliable hands ... caught 36 passes for 936 yards and eight touchdowns as a senior ... averaged 26.0 yards per catch ... totaled 1,031 yards and 15 touchdowns on 61 receptions in 2007 ... nominated for Jerry Rice Award, presented to the nation's top high school receiver ... District 6-4A first team ... also

received offers from Vanderbilt, Arizona, Iowa, Kansas, Missouri, Northwestern and Purdue ... High School Coach: Tony Baccharini.

WILL FORD

Safety
6-1, 186, Fr-HS
Abilene, Texas
Cooper High School
Three-star (Rivals.com) safety from Cooper High School in Abilene, Texas ... PrepStar All-Midlands Region ... No. 33 safety in the country, according to Rivals.com ... also the No. 73 overall player on the Rivals.com Texas Postseason Top 100 ... No. 55 player on the Superprep Texas 111 ... grabbed two interceptions for 61 return yards and two touchdowns as a senior ... district defensive most valuable player ... tall, rangy defensive back with authoritative presence in the secondary ... solid against the run and breaks well on the pass ... Class 4A All-State honorable mention ... also received offers from TCU, Baylor and Oklahoma ... High School Coach: Mike Spradlin.

MATT GOETZ

Offensive Line
6-4, 255, Fr-HS
Cibolo, Texas
Steele High School
Three-star (Scout.com) offensive guard from Steele High School in Cibolo, Texas ... No. 55 offensive guard nationally, according to Scout.com ... No. 97 offensive guard nationally, per ESPN.com ... solid run blocker and quick off the ball ... helped lead CHS to 10-2 mark during senior season ... paved way for running game that averaged 225.8 yards per game and scored 28 touchdowns ... also offered by Buffalo, New Mexico State, Texas State and New Mexico ... played in the Offense-Defense All-American Bowl ... High School Coach: Mike Jinks.

PEARLIE GRAVES

Defensive Line
6-1, 278, Fr-HS
Tulsa, Okla.
East Central High School
Four-star (Rivals.com) defensive tackle from East Central High School in Tulsa, Okla. ... No. 32 defensive tackle nationally, according to Rivals.com ... No. 6 overall prospect on the Rivals.com Oklahoma Postseason 35 ... No. 71 on the SuperPrep Midlands 111 ... PrepStar All-Midlands Region ... offered by Oklahoma, Oklahoma State, Tennessee and Michigan ... clocked at 4.9 in the 40 ... explosive off the ball and physical ... 81 tackles, four sacks, four fumbles recoveries, including one for a touchdown ... High School Coach: Travis Hill.

JOEL GRAY

Offensive Line
6-6, 306, Fr-HS
Lewisville, Texas
Hebron High School
Four-star (Scout.com) offensive tackle from Hebron High School in Lewisville, Texas ... three-star (Rivals.com) offensive tackle ... PrepStar All-Midlands Region ... No. 17 offensive tackle nationally, according to Scout.com ... No. 29 offensive tackle nationally, per Rivals.com ... No. 52 overall prospect on the Rivals.com Texas Postseason Top 100 ... No. 44 player on the Superprep Texas 111 ... gets off the ball quickly and plays with tremendous effort ... Class 5A All-State second team ... Class 5A Academic All-State honorable mention ... District 6-5A first team in 2008 and 2007 ... received all-state honors as a junior ... also garnered several offers, including UCLA, Vanderbilt, Virginia, Wake Forest, SMU, Arizona, Kansas, Kansas State, Louisville, Mississippi, Nebraska, Oregon and Stanford ... High School Coach: Brian Brazil.

KERRY HYDER

Defensive Line
6-3, 262, Fr-HS
Austin, Texas

Lyndon B. Johnson High School

Three-star (Rivals.com, Scout.com) defensive end from LBJ High School in Austin, Texas ... PrepStar All-Midlands Region ... No. 40 defensive end nationally, per Scout.com ... No. 52 defensive end nationally, according to Rivals.com ... tough, imposing presence ... good short area quickness and explodes to the ball ... Class 4A All-State second team ... possesses good size, athleticism and plays aggressive ... senior season was first at defensive end ... totaled over 100 tackles for the second-straight season ... had 153 tackles and five sacks as a junior and showed his athleticism with two interceptions ... clocked at 4.6 in the 40 ... also received offers from Utah, Toledo, Cincinnati, Iowa State, Minnesota and New Mexico ... High School Coach: Demo Odems.

D.J. JOHNSON

Defensive Back
6-0, 170, Fr-HS
Austin, Texas

St. Stephen's Episcopal High School

Three-star (Rivals.com, Scout.com) athlete from St. Stephen's Episcopal School in Austin, Texas ... No. 69 cornerback nationally, per Scout.com ... PrepStar All-Midlands Region ... clocked at 4.4 in the 40 ... rushed for 1,445 yards and 18 touchdowns on 174 carries as a senior and also threw for 1,053 yards and eight touchdowns ... multi-talented player also rushed for 20 touchdowns as a junior and threw for 10 more ... finished high school career with more than 4,000 rushing yards and 46 scores, while passing for more than 2,100 yards and 25 touchdowns ... averaged over 9.0 yards per carry in high school ... also offered by Marshall ... will likely be a cornerback at Tech ... High School Coach: Brian Moreland.

JACOB KARAM

Quarterback
6-1, 205, Fr-HS

Friendswood, Texas

Friendswood High School

Four-star (Scout.com) quarterback from Friendswood High School in Friendswood, Texas ... three-star (Rivals.com) quarterback ... No. 18 dual-threat quarterback in the country, per Rivals.com ... No. 9 dual-threat quarterback in the country, according to the Tom Lemming Recruiting Report ... No. 24 overall quarterback nationally, per Scout.com ... No. 102 on the PrepStar Top 105 Dream Team ... No. 64 player on the Superprep Texas 111 ... also the No. 85 overall prospect on the Rivals.com Texas Postseason Top 100 list ... quick delivery and great footwork ... solid athleticism ... solid runner and is comfortable outside the pocket, and in either direction ... threw for 3,291 yards and 38 touchdowns during senior season ... District 24-4A Most Valuable Player and first-team selection ... calm and patient in the pocket, but has good feet and can take off ... solid clock manager ... three-year starter for the varsity ... threw for more than 4,000 yards and 46 touchdowns during sophomore and junior seasons ... Class 4A Academic All-State honorable mention ... clocked at 4.55 in the 40 ... also received honors from Vanderbilt, Arizona, Houston, Louisville, Missouri, Oklahoma, South Florida and Stanford ... accomplished piano player ... High School Coach: Steve Van Meter.

CHRIS KNIGHTON

Defensive End
6-3, 240, Fr-HS
Longview, Texas

Longview High School

Defensive end from Longview High School in Longview, Texas ... also recruited by Louisiana Tech, Louisiana-Monroe, UTEP and North Texas ... helped lead LHS

to a 13-3 record in 2008 and a state runner-up finish ... 90 tackles, nine sacks and an interception during senior season ... Class 4A All-State first team by the Texas Sports Writers Association and second team honors by the Associated Press ... High School Coach: John King.

BRANDON MAHONEY

Linebacker
6-2, 203, Fr-HS

Keller, Texas

Fossil Ridge High School

Four-star (Scout.com) linebacker from Fossil Ridge High School in Keller, Texas ... three-star (Rivals.com) linebacker ... No. 13 outside linebacker nationally, according to ESPN.com and Scout.com ... No. 19 outside linebacker nationally, per Rivals.com ... No. 22 linebacker nationally, according to the Tom Lemming Recruiting Report ... No. 59 overall prospect on the Rivals.com Texas Postseason Top 100 list ... No. 48 on the Superprep Texas 111 list ... PrepStar All-Midlands Region ... tremendous burst and pursuit ability ... tall and rangy ... registered 77 tackles, three forced fumbles, an interception and two sacks as a senior ... posted 84 tackles, four sacks and grabbed two interceptions during junior season ... offered by Oklahoma, Oklahoma State, Texas A&M, Arizona and Kansas ... High School Coach: Tony Baccarini.

DERRICK MAYS

Wide Receiver
6-0, 166, Fr-HS

Killeen, Texas

Shoemaker High School

Wide receiver from Shoemaker High School in Killeen, Texas ... PrepStar All-Midlands Region ... clocked at 4.4 in the 40 ... caught 18 passes for 422 yards and four touchdowns in 2007 ... averaged 23.4 yards per catch ... won Region II Class 5A 200M run with a time of 21.09 as a junior ... also received an offer from UTEP ... High School Coach: Ken Gray.

JARVIS PHILLIPS

Defensive Back
6-0, 189, Fr-HS

Dallas, Texas

Carter High School

Three-star (Rivals.com) athlete from Carter High School in Dallas, Texas ... same high school as Tech All-American Michael Crabtree ... No. 98 athlete nationally, according to Rivals.com ... good at making first defender miss ... great lateral running skills ... rushed for 884 yards and 10 touchdowns as a senior ... also threw for 904 yards and eight more scores ... totaled 660 rush yards and 12 touchdowns as a junior and passed for 373 yards and four scores ... received several offers, including Louisiana Tech, North Texas, Rice, Tulsa, Colorado State, Iowa State and Kansas ... High School Coach: Allen Wilson.

ERIC STEPHENS

Running Back
5-8, 182, Fr-HS

Mansfield, Texas

Timberview High School

Four-star (Rivals.com) all-purpose back from Timberview High School in Mansfield, Texas ... PrepStar Top 250 All-American ... ranked among Rivals.com Rivals250 ... No. 4 Best-in-Space running back nationally, per Rivals.com ... No. 6 all-purpose back nationally, according to Rivals.com ... No. 21 on the Rivals.com Texas Postseason Top 100 list ... No. 50 player on the Superprep Texas 111 ... slippery, elusive back ... clocked at 4.5 in the 40 ... 3.9 shuttle time ... rushed for 1,000+ yards each of the last three seasons, including a 1,906-yard effort as a junior ... accounted for 52 rushing scores in four years, including 19 during senior season ... caught 28 passes for 297 yards in 2008 ... Class 4A All-State honorable mention ... District 8-4A first team ... elusive, shifty runner ... possesses tremendous strength with a 355-pound bench and 650-pound squat ... solid hands out of the backfield ... also offered by Vanderbilt, Buffalo, Boise State, Duke, Houston and Minnesota ... High School Coach: Terry Cron.

LaADRIAN WADDLE

Offensive Line
6-6, 350, Fr-HS

Columbus, Texas

Columbus High School

Three-star (Rivals.com) offensive guard from Columbus (Texas) High School ... No. 74 offensive guard, per Rivals.com ... extremely powerful with good leg drive ... team averaged 281.0 yards per game on the ground team also totaled 26 rushing scores ... also received offers from Tulane, Rice, Houston, SMU, TCU and Mississippi.

MYLES WADE

Defensive Line
6-2, 340, Jr-TR

Portland, Ore.

Arizona Western C.C.

Four-star (Rivals.com) defensive tackle from Arizona Western C.C. ... has three years of eligibility after playing one season in junior college ... No. 5 junior college prospect by Superprep ... No. 18 junior college prospect, according to Rivals.com ... second-team All-American at AWCC ... recorded 7.5 sacks and 62 tackles last season ... quick off the snap ... solid tackler and good in ball pursuit ... clocked at 5.0 in the 40 ... bench max of 480 and 645 in the squat ... U.S. Army All-American in high school ... also received offers from Nebraska, Washington and Oregon and was recruited by USC, Auburn and Nebraska ... Junior College Coach: Tom Minnick ... High School Coach: Steve Pyne.

YAHSHUA WILLIAMS

Defensive Back
6-3, 181, Fr-HS

Denton, Texas

Ryan High School

Three-star (Rivals.com, Scout.com) safety from Ryan High School in Denton, Texas ... PrepStar All-Midlands Region ... No. 66 safety nationally, per Rivals.com, and No. 80 according to Scout.com ... can play either safety or corner ... clocked at 4.5 in the 40 ... posted 11 tackles and two interceptions as a senior ... had 45 tackles, three tackles for loss, an INT and eight pass breakups during junior season ... District 5-4A first team ... very athletic ... can play corner or safety ... smart in coverage ... also offered by Utah, Wake Forest, Arizona, Kansas, Nebraska and Southern Mississippi ... High School Coach: Joey Florence.



**COACHING
STAFF**



MIKE LEACH
Ninth-Year Head Coach

Arguably one of the most innovative coaches in the country, Mike Leach not only has transformed Texas Tech Football, but also the face of college football with an all-out aerial assault. This is evidenced by the number of programs incorporating more passing into their schemes than before. Leach's offense has become a hot commodity as coaching staffs from across the country have come to Lubbock get a glimpse into what makes the program tick; but none have mastered it like the 10th-year coach.

Leading the most prolific passing offense in the country, Leach, who received three national coach of the year awards in 2008 – the Woody Hayes Award, Howie Long/Fieldturf Coach of the Year, and George Munger Award – spreads the field with his exciting brand of football and has guided the Red Raiders to six NCAA passing titles and three total offense titles during his tenure. Leach's offense produced school records in nearly every passing category in 2000, but surpassed those numbers in each of the last nine seasons. His nine teams have combined for more than 155 team and individual records at Tech.

Texas Tech, which appeared in its second Cotton Bowl since 2005, experienced one of the most memorable seasons in school history in 2008 as the team set a program record with 11 regular-season wins en route to an 11-2 record. The win total tied the mark, set previously by the 1953 and 1973 squads. Numerous accolades poured in from across the country as an unprecedented four players earned first-team All-America status, in addition to Leach's three coach of the year honors. Quarterback Graham Harrell, offensive tackle Rylan Reed and offensive guard Brandon Carter each garnered first-team honors, while wide receiver Michael Crabtree was honored as a unanimous consensus All-American for the second-straight season.


On the field, the Red Raiders led the nation in passing for the sixth time in Leach's nine seasons and ranked among the top five in total offense. Harrell finished his storied career second on the NCAA career passing yardage list with 15,793 yards. Harrell also broke the career NCAA passing touchdowns mark with 134.

LEACH'S ACCOMPLISHMENTS AT TEXAS TECH 2000-present




BOWL APPEARANCES

TEXAS TECH HAS PLAYED IN NINE STRAIGHT BOWL GAMES SINCE 2000, including two appearances in the tradition-rich Cotton Bowl and a prestigious Gator Bowl showing, both played on New Year's Day. Leach's five bowl wins matches the five overall bowl wins during the first 75 years of the Red Raider Football program.



NCAA PASSING TITLES

TEXAS TECH HAS WON SIX NCAA PASSING TITLES behind Leach's prolific offense, including four straight from 2002-05 and two more the last two seasons. Leach's offensive style, while borrowed from various schemes through the years, has become his trademark with its all-out aerial attack that turns the blitz on the defenses.



NFL DRAFT PICKS

SEVENTEEN RED RAIDERS HAVE HEARD THE PHONE RING DURING THE NFL DRAFT since the 2000 season, including four in 2009. The list goes beyond quarterbacks and receivers as offensive and defensive linemen, linebackers and defensive backs have been selected. Additionally, two of those players went on to win Super Bowls with their respective teams.



COACHING HOTBED

BEING A PART OF MIKE LEACH'S STAFF is an attraction for programs and coaches across the country. Former Red Raider assistants have gone on to be collegiate head coaches and coordinators from coast-to-coast. Two former assistants are head coaches – Art Briles at Baylor and Greg McMackin at Hawaii. Briles previously served as the head coach at Houston.



NATIONAL AWARD WINNERS

TEXAS TECH PLAYERS HAVE BEEN SHOWERED WITH RECOGNITION for their accomplishments. Michael Crabtree reeled in the prestigious Biletnikoff Award the last two seasons as the nation's top receiver. Former quarterbacks Kliff Kingsbury, B.J. Symons and Graham Harrell all have garnered the Sammy Baugh Trophy as the top quarterback.



ACADEMIC STANDARDS

FOR NINE-STRAIGHT YEARS Texas Tech has been honored as one of the top academic football programs in the country by the American Football Coaches Association. The program consistently produces one of the top graduation rates in the Big 12 Conference at more than 70 percent annually.

The Texas Tech program has established itself as one of the nation's leading producers of productive quarterbacks since the 2000 season. Harrell threw for 4,555 yards in his debut as the starter in 2006 and became the sixth player and third Red Raider in NCAA history to throw for 5,000 yards in a season with his 5,705-yard effort in 2007 and 5,111 yards last season. He also is the third quarterback under Leach to win nine games in a season and the first Red Raider in history to win 11 in a regular season. Former quarterback Kliff Kingsbury in 2002 and Cody Hodges in 2005 each posted nine-win seasons during their careers, while 2003 and 2004 signal callers B.J. Symons and Sonny Cumbie each won eight games in their respective seasons as the starter.

The Red Raiders have improved their total offensive numbers from 324.8 yards per game to 531.0 yards per game since Leach's arrival. The last nine seasons rank as the top nine all-time at Tech in total offense, while scoring went from 23 points per game in 1999 to a school-record 43.8 points last season. The most significant increase has been in the passing game, where the Red Raiders averaged 475.3 yards per game in 2008 compared to 175.4 yards in 1999.

The running game has flourished under Leach as well. Former Red Raider Taurean Henderson holds the NCAA career record for receptions by a running back. The Red Raiders' 28 total rushing scores in 2008 were the most for a Tech team since the 1993 team scored 30. Despite Tech's offense revolving around the pass, Leach has done a tremendous job of incorporating the running back position into the mix. Henderson finished his career with 303 receptions, which ranks first in NCAA history among running backs and fourth overall.

The Red Raiders are not solely known for their play on the scoring side of the ball. The Texas Tech defense also has flourished during Leach's nine seasons. The Red Raiders tied for the national lead with three shutouts in 2000 and followed with others in 2001, 2002, 2005 and 2006. Combined with the six shutouts are five other games where the opposition was held without an offensive touchdown. Tech's shutout of Baylor in Waco during the 2005 season marked Tech's first blanking of a conference opponent on the road since the inception of the Big 12 Conference in 1996.

The play of the special teams also has improved with each season. Former placekicker Alex Trlica holds the NCAA record with 233 career extra points and another record for extra points made without a miss. He finished with 377 career points, which ranks among the top 10 in NCAA history among kickers.

While leading the Red Raiders to 76 wins in his nine seasons, Leach is the only coach in school history to lead nine teams to bowl games. The 76 wins are the third-most among Big 12 coaches since the 2000 season.

Although Leach's presence has been felt throughout the team, it also has been beneficial for the players individually. In addition to picking up the Sammy Baugh Trophy in 2007, Harrell was the recipient of the National Football Foundation and College Football Hall of Fame's Post-Graduate Scholarship and was one of 15 players selected as a candidate for the prestigious Draddy Award, the academic Heisman. Harrell also ranked fourth in last year's Heisman voting, while Crabtree was fifth.

Symons was the second Tech quarterback to receive The Touchdown Club of Columbus' Sammy Baugh Trophy (Kingsbury in 2002).

Kingsbury, a 2002 All-Big 12 first-team quarterback and sixth-round draft pick

of the New England Patriots, led the Big 12 Conference in several passing categories during his final three seasons and was a Heisman Trophy candidate in 2002. He also was named the Verizon Academic All-American of the Year for football and was awarded an \$18,000 postgraduate scholarship by the National Football Foundation and College Hall of Fame in a ceremony in New York City.

In 2004, inside receiver Trey Haverty became the first Associated Press All-American since Montae Reagor in 1998, when he was selected to the third team. Free safety Dwayne Slay earned first-team All-America honors from *Sports Illustrated* in 2005, marking the first in seven seasons. Slay was one of the country's most punishing tacklers that year and led the conference and finished second nationally with eight forced fumbles.

Leach has coached several players who have gone on to the NFL. While at Tech, 17 players have been drafted and 21 others have signed free agent contracts. This past spring four players were selected among the first four rounds of the NFL Draft, marking the most successful draft for Texas Tech in the Leach era.

Crabtree became the highest draft pick at No. 10, since Gabe Rivera in 1983. Crabtree, selected by the San Francisco 49ers, is the highest drafted Tech receiver since Dave Parks went No. 1 overall in 1964.

Safety Darcel McBath was selected by the Denver Broncos in the second rounds, while offensive lineman Louis Vasquez was taken in the third by San Diego. Defensive end Brandon Williams went to the Dallas Cowboys in the fourth.

The program continues to make strides academically as well under Leach. For the last nine years Tech has been recognized as one of the nation's top institutions for consistently being above a 70 percent graduation rate, according to the American Football Coaches Association. In 2008, 17 players were named to the Big 12 Conference Academic Football Team.



LEACH IN THE POSTSEASON

Five Bowl Championships



2002 Tangerine Bowl

2003 Houston Bowl

2004 Holiday Bowl

2006 Insight Bowl

2008 Gator Bowl

Prior to coming on board at Texas Tech, Leach, in just one season at Oklahoma, directed a Sooner offense that went from one of the worst in the Big 12 Conference to one of the best. Under Leach's tutelage, Josh Heupel was named 1999 Big 12 Offensive Newcomer of the Year. For his efforts, Leach was nominated for the 1999 Broyles Award as the top assistant coach in the country.

Leach guided an Oklahoma offense that went from 11th in the Big 12 in 1998 to first in 1999 and 101st in the nation to 11th. In just one year, OU's total offense numbers improved from 293.3 to 427.2 yards per game.

The rise in passing and scoring offense categories is just as impressive. Oklahoma went from last to first in the Big 12 in passing offense in one year, from 107th in the country to ninth. Under Leach, the Sooners improved from 109.9 yards passing per game to 321.7 yards per game.

In 1998, Oklahoma was last in the Big 12 and 101st in the country in scoring offense at 16.7 points per game. In 1999, the Sooners improved to second in the league and eighth in the country in scoring at 36.8 points per game, an increase of just over 20 points per game.

Under Leach, the Oklahoma offense set six Big 12 Conference and 17 OU records. The Sooners were one of only two schools in the nation to have six players with 20 or more receptions in 1999.

Prior to joining Bob Stoops' Oklahoma staff, Leach served as offensive coordinator for Hal Mumme at the University of Kentucky and Valdosta (Ga.) State University.

For two years at Kentucky under Mumme, Leach coached the Kentucky "Air Raid" offense that was one of the most explosive in Southeastern Conference history. Under Mumme and Leach, the Kentucky offense set six NCAA records, 41 Southeastern Conference records and 116 school records in 22 games.

Leach's Kentucky offense featured the talented Tim Couch, who passed for 4,275 yards and 34 touchdowns as a senior.


Named 1996 Division II Offensive Coordinator of the Year by *American Football Quarterly* magazine, Leach helped Mumme lead Valdosta State to a 40-17-1 record. The 1993 Blazer offense smashed 66 school records, 22 conference records and seven national records. In 1994, Valdosta State advanced to the Division II playoffs with Leach's offense shattering 80 school records, 35 conference records and seven more national marks.

Leach and Mumme first teamed up at Iowa Wesleyan College in 1989. From 1989 to 1991 Leach served as offensive coordinator and line coach for an offense that led the NAIA in passing yardage one season and finished second the other two. Iowa Wesleyan quarterbacks passed for more than 11,000 yards in Leach's three seasons and broke 26 national records.

Leach also has made coaching stops in Pori, Finland, where he served as a head coach in the European Football League (1989), as well as one-year stints at College of the Desert (1988) and Cal Poly-San Luis Obispo (1987).

After graduating with honors from BYU in 1983, Leach earned a master's degree from the U.S. Sports Academy and his law degree from Pepperdine University, where he graduated in the top one-third of his class.

The oldest of six siblings, Leach and his wife, Sharon, are the parents of four children; Janeen (24), Kim (19), Cody (13) and Kiersten (10). Janeen, a graduate of BYU, is currently attending medical school at the Texas Tech Health Sciences Center and married Mike Clark in July. Kim is a sophomore year at Texas Tech.



Mike, Sharon, Janeen, Kiersten, Cody and Kim Leach

Drake Design Photography

Immediate Impact MIKE LEACH'S MARK IN THE FBS



KENTUCKY, 1997-98

During Leach's two seasons in Lexington, the Wildcat offense accounted for six NCAA records, 41 Southeastern Conference marks and 116 school records in 22 games. The offense produced more than 500 yards of total offense each in a seven-game stretch, including an 801-yard effort. Leach also developed future NFL top pick Tim Couch into one of the nation's leading passers. Couch passed for 4,275 yards and 34 touchdowns during his senior season.

OKLAHOMA, 1999

Although a Sooner for just one season, Leach left his thumbprint on the program and established an offense that would carry the Sooners to the National Championship in 2000. He helped lead the Sooners from the bottom of the Big 12 Conference in scoring offense to second in the league in 1999. The offensive unit made a 134-yard improvement in total offense, led by Big 12 Newcomer of the Year and Leach pupil, quarterback Josh Heupel.



TEXAS TECH, 2000-PRESENT

Statistical numbers aren't the only ones that define the Texas Tech Football program since Mike Leach's hiring in December 1999. The program has enjoyed nine bowl appearances, five bowl championships, 76 wins, six NCAA passing titles, a NCAA total offense title, 17 NFL Draft picks and a consistent graduation rate of more than 70 percent each of the last nine years. However, since statistics are relevant, the following numbers from 2008 are nothing short of impressive:

569	Total Points Scored	► Most in school history (552 in 2003)
43.8	Scoring Average	► Ranked third nationally; school record
47	Passing Touchdowns	► Tied third nationally
27.5	First Downs per Game	► Ranked third nationally
5,371	Passing Yards	► Ranked first nationally (also led from 2002-05)
413.2	Passing Yards per Game	► Ranked first nationally
6,903	Total Offense Yards	► Ranked fourth nationally
531.0	Total Offense Yards per Game	► Ranked fourth nationally
999	Kick Return Yards	► Second on school list
54.4%	Third-Down Percentage	► Ranked fourth nationally
34	Sacks	► Top 20 nationally

LEACH TENURE IN BIG 12

The 10th-year head coach has the fourth-longest tenure at a Big 12 school of the league's coaches.

1. Bill Snyder, Kansas State.....	17
2. Mack Brown, Texas.....	11
3. Bob Stoops, Oklahoma.....	10
4. Mike Leach, Texas Tech	9
5. Gary Pinkel, Missouri	8
6. Mark Mangino, Kansas	7
7. Mike Gundy, Oklahoma State.....	4
8. Dan Hawkins, Colorado.....	3
9. Art Briles, Baylor	1
10. Bo Pelini, Nebraska.....	1
11. Mike Sherman, Texas A&M.....	1
12. Paul Rhodes, Iowa State.....	First Season

BIG 12 COACHING WINS

Mike Leach ranks sixth among active Big 12 coaches in NCAA wins.

1. Mack Brown, Texas.....	200
2. Bill Snyder, Kansas State.....	137
3. Gary Pinkel, Missouri.....	132
4. Dan Hawkins, Colorado.....	106
5. Bob Stoops, Oklahoma.....	109
6. Mike Leach, Texas Tech	76
7. Mark Mangino, Kansas	45
8. Art Briles, Baylor	38
9. Mike Gundy, Oklahoma State.....	27
10. Bo Pelini, Nebraska.....	9
11. Mike Sherman, Texas A&M.....	4
12. Paul Rhodes, Iowa State.....	First Season

WINS SINCE 2000

Texas Tech has posted 76 wins since Mike Leach's arrival in 2000, which ranks the program third among Big 12 programs during that span.

1. Oklahoma	102
2. Texas	97
3. Texas Tech	76
4. Nebraska	74
5. Kansas State.....	65
6. Missouri.....	62
7. Oklahoma State.....	58
8. Texas A&M	57
9. Colorado	55
10. Kansas	52
11. Iowa State.....	48
12. Baylor.....	30

BIG 12 CONFERENCE WINS SINCE 2000

Texas Tech has 42 wins since Mike Leach's arrival in 2000, which ranks the program in third place during that period.

1. Oklahoma	62
2. Texas	60
3. Texas Tech	42
4. Nebraska	41
5. Colorado	40
6. Kansas State.....	34
7. Missouri.....	34
8. Texas A&M	33
9. Oklahoma State.....	30
10. Kansas	25
11. Iowa State.....	25
12. Baylor.....	10

BOWL WINS SINCE 2000

Texas Tech is second in the Big 12 in bowl wins since 2000. Leach has taken the Red Raiders to nine bowl games in as many years.

1. Texas	7
2. Texas Tech	5
3. Nebraska	4
4. Oklahoma	4
5. Kansas	3
6. Missouri.....	3
7. Oklahoma State.....	3
8. Iowa State.....	2
9. Kansas State.....	2
10. Colorado.....	1
11. Texas A&M	1
12. Baylor.....	0



Head Coach Mike Leach was the recipient of three national coach of the year awards in 2008 and a finalist for several others. Pictured (left to right): Big 12 Conference Coach of the Year, Woody Hayes Award, AFCA Regional Coach of the Year, Paul Bear Bryant Coach of the Year (finalist), Texas Tech University Coach of the Year, Fieldturf/Howie Long Division I Coach of the Year and the Maxwell Football Club George Munger Award.

LEACH'S FILE

PERSONAL

Born: March 9, 1961, in Susanville, Calif.
Hometown: Cody, Wyoming
Family: wife, Sharon
 children, Janeen, Kim, Cody and Kiersten
High School: Cody High School
College: Brigham Young University, 1983 (American Studies)
Graduate: Juris Doctor, Pepperdine University School of Law, 1986
 Master's of Sports Science/Coaching, U.S. Sports Academy, 1988

COACHING EXPERIENCE

2008	Texas Tech, Head Coach/Offensive Coordinator/Quarterbacks
2007	Texas Tech, Head Coach/Offensive Coordinator/Quarterbacks
2006	Texas Tech, Head Coach/Offensive Coordinator/Quarterbacks
2005	Texas Tech, Head Coach/Offensive Coordinator/Quarterbacks
2004	Texas Tech, Head Coach/Offensive Coordinator/Quarterbacks
2003	Texas Tech, Head Coach/Offensive Coordinator/Quarterbacks
2002	Texas Tech, Head Coach/Offensive Coordinator/Quarterbacks
2001	Texas Tech, Head Coach/Offensive Coordinator/Quarterbacks
2000	Texas Tech, Head Coach/Offensive Coordinator/Quarterbacks
1999	Oklahoma, Assistant/Offensive Coordinator/Quarterbacks
1998	Kentucky, Assistant/Offensive Coordinator/Quarterbacks
1997	Kentucky, Assistant/Offensive Coordinator/Quarterbacks
1996	Valdosta State, Assistant/Offensive Coordinator/Offensive Line
1995	Valdosta State, Assistant/Offensive Coordinator/Offensive Line
1994	Valdosta State, Assistant/Offensive Coordinator/Offensive Line
1993	Valdosta State, Assistant/Offensive Coordinator/Wide Receivers/QBs
1992	Valdosta State, Assistant/Offensive Coordinator/Wide Receivers/QBs
1991	Iowa Wesleyan, Assistant/Offensive Coordinator/Offensive Line
1990	Iowa Wesleyan, Assistant/Offensive Coordinator/Offensive Line
1989	Iowa Wesleyan, Assistant/Offensive Coordinator/Offensive Line
1989	Pori, Finland (European League), Head Coach
1988	College of the Desert, Assistant/Linebackers
1987	Cal Poly-SLO, Assistant/Offensive Line

HEAD COACHING RECORD

2008	Texas Tech	11-2 (7-1)	Cotton Bowl
2007	Texas Tech	9-4 (4-4)	Gator Bowl
2006	Texas Tech	8-5 (4-4)	Insight Bowl
2005	Texas Tech	9-3 (6-2)	Cotton Bowl
2004	Texas Tech	8-4 (5-3)	Holiday Bowl
2003	Texas Tech	8-5 (4-4)	Houston Bowl
2002	Texas Tech	9-5 (5-3)	Tangerine Bowl
2001	Texas Tech	7-5 (4-4)	Alamo Bowl
2000	Texas Tech	7-6 (3-5)	Galleryfurniture Bowl

LEACH VS. ALL OPPONENTS

Alabama	0-1
Baylor	9-0
California	1-0
Clemson	1-0
Colorado	1-3
East Carolina	0-1
Eastern Washington	1-0
Florida Int'l	1-0
Indiana State	1-0
Iowa	0-1
Iowa State	3-1
Kansas	4-1
Kansas State	4-1
UL Lafayette	1-0
Massachusetts	1-0
Mississippi	2-0
Missouri	1-3
Navy	1-0
Nebraska	3-2
Nevada	1-0
New Mexico	4-1
North Carolina St.	0-2
North Texas	2-0
Northwestern State	1-0
Ohio State	0-1
Oklahoma	2-7
Oklahoma State	6-3
Rice	1-0
Sam Houston	1-0
SMU	6-0
SE Louisiana	1-0
Stephen F. Austin	1-0
TCU	1-1
Texas	2-7
Texas A&M	7-2
Utah State	1-0
UTEP	2-0

RECORDS

Overall:	76-39 (.661)
Big 12:	42-30 (.583)
vs. Big 12 North:	16-11
vs. Big 12 South:	26-19

ASSISTANT HEAD COACH/DEFENSIVE COORDINATOR **Ruffin McNeill** 10th Season, East Carolina (1980)

In his 24th season on the collegiate level, assistant head coach Ruffin McNeill enters his 10th season as a member of Mike Leach's staff and second as the defensive coordinator.



He served the final nine games of 2007 as defensive coordinator on an interim basis, before taking over officially last season. McNeill, who also coaches the linebackers, is one of the most versatile coaches on the staff and also one of the most beloved by the Red Raider football team.

Seen as a father figure by those within the program, McNeill promotes a family-type atmosphere, while at the same time providing disciplined instruction on the field. Many young men have been the beneficiaries of McNeill's presence.

His stamp on the defensive unit was apparent in 2008 as the Red Raider unit helped lead Texas Tech to one of the most memorable seasons in school history. The defense ranked fifth in the Big 12 in total defense, fourth in scoring defense and third in pass defense. The rush defense improved from the previous season by 37 yards per game.

The defensive totaled 34 sacks on the season to rank among the Big 12's top three. Tech's push up the middle not only aided in the unit's ability to stop the run, but also contributed to the disruption of some of the conference's more potent offenses. Colby Whitlock's safety against Texas early in the first half set the tone for the rest of the game as Tech handed the No. 1 Longhorns a 39-33 defeat. Other players made similar plays throughout the season, enabling the unit to get Tech's high-powered offense back onto the field for its record-setting scoring season.

In just nine games as the defensive coordinator in 2007, the defensive unit made an overnight transition that paid dividends for the program. While the unit finished third overall in the Big 12 Conference in total defense, it finished first when factoring in only the final nine games of the season for each league institution.



The secondary defended its title as the league's top pass defense, while numbers in other areas also improved dramatically.

The Texas Tech defensive unit has steadily improved each of the last four seasons – no season more evident than 2007. Led by the men up front to the guys in the back, the Red Raiders' defense assisted in Tech's 26 sacks to its 10 interceptions.

McNeill's defensive tackles in 2007 were among the best in the league, including the play of true freshman Whitlock at nose tackle. Whitlock had 8.5 tackles for loss and two sacks on the season and was named a first-team Freshman All-American.

The unit continues this season to be one of the youngest in the Big 12, but one of the more productive. Overall, seven of the 11 starters in 2009 could be underclassmen.

McNeill's leadership as special teams coordinator until 2008 took the unit to a new level. Known as the "Little Engine that Could," current New England Patriot Wes Welker set NCAA records in career punt returns, punt return yards and punt returns for touchdowns.

Placekicker Alex Trlica set NCAA records for career PATs made without a miss (233) and is Tech's all-time scoring leader for a kicker (371), and ranks third on the all-time scoring list. Former punter Alex Reyes set a Tech career punt average record with 43.3 yards per punt in 2006, passing former Tech and Chicago Bear great Maury Buford.

A cause of a great deal of frustration for opposing punt return units, the Red Raider punting team allowed only 120 punt return yards on the season, a 222-yard improvement from 2005.

A charter member of Leach's initial coaching staff in 2000, McNeill began his career at Texas Tech as linebackers coach during the 2000-02 seasons, before taking over defensive tackles and special teams duties in 2003.

Under his tutelage, middle linebacker Lawrence Flugence rose to national prominence, setting an NCAA record with 193 tackles in 2002. A seventh-round NFL Draft pick in 2005, current Baltimore Ravens linebacker Mike Smith honed his skills under McNeill during his first two seasons, earning a starting nod midway through his freshman campaign. John Saldi also found success as he kicked off his career as the Defensive MVP of the Tangerine Bowl during his freshman season in 2002.

McNeill began his coaching career as a defensive coach at Lumberton (N.C.) High School from 1980-84, before taking his first collegiate position as a graduate assistant coaching linebackers at Clemson during the 1985-86 seasons. The Tigers won the Atlantic Coast Conference title in 1986 and advanced to the Gator Bowl, a year after appearing in the Independence Bowl.

Following one-year stints at Austin Peay State and North Alabama as linebackers coach, McNeill spent three seasons on the hill at Appalachian State, where the team won the Southern Conference title in 1991. In his first tour of duty at ASU, the school appeared in the NCAA Division I-AA playoffs each season. He returned to the Boone, N.C., program after a year as defensive line coach at his alma mater, East Carolina, in 1992. As defensive coordinator at Appalachian State from 1993-96, the team won the 1995 Southern Conference title and competed in the NCAA Division I-AA playoffs at the conclusion of the 1994-96 regular seasons.

McNeill tapped the professional ranks for experience, working as a summer intern with the Miami Dolphins in 1996. From there he went to UNLV in 1997 and 1998 as defensive coordinator in both seasons and assistant head coach in 1998.

A four-year letterwinner at East Carolina from 1976-80, McNeill was a three-year starter at defensive back and was the team captain for two seasons. He helped lead ECU to the Southern Conference Championship in 1976 and an Independence Bowl berth in 1978. He graduated from East Carolina in 1980 and received a master's degree in counseling from Clemson in 1987.

McNeill and his wife, Erlene, have two daughters, Olivia (19) and Renata (29). Olivia is a sophomore at Appalachian State.

McNeill's Background

COLLEGIATE COACHING EXPERIENCE

2008	Texas Tech, Assistant Head Coach/Defensive Coordinator
2007	Texas Tech, Assistant Head Coach/Interim Defensive Coordinator/Defensive Tackles
2003-06	Texas Tech, Assistant Head Coach/Special Teams Coordinator/Defensive Tackles
2000-02	Texas Tech, Assistant/Linebackers
1999	Fresno State/Defensive Line
1998	UNLV, Assistant Head Coach/Defensive Coordinator
1997	UNLV, Assistant/Defensive Coordinator
1996	Miami Dolphins, Summer Internship
1993-96	Appalachian State/Defensive Coordinator
1992	East Carolina, Assistant/Defensive Line
1989-91	Appalachian State, Assistant/Linebackers
1988	North Alabama, Assistant/Linebackers
1987	Austin Peay State, Assistant/Linebackers
1985-86	Clemson, Graduate Assistant/Linebackers

POSTSEASON EXPERIENCE

2008	Cotton Bowl
2007	Gator Bowl
2006	Insight Bowl
2005	Cotton Bowl
2004	Holiday Bowl
2003	Houston Bowl
2002	Tangerine Bowl
2001	Alamo Bowl
2000	Gallerifurniture.com Bowl
1999	Las Vegas Bowl
1994-96	Division I-AA Playoffs
1989-91	Division I-AA Playoffs
1986	Gator Bowl
1985	Independence Bowl
1978	Independence Bowl (player)



▲ RUFFIN, ERLENE AND OLIVIA MCNEILL

SAFETIES Carlos Mainord Sixth Season, McMurry (1966)

Despite entering his sixth year on the current coaching staff at Texas Tech, collegiate and professional coaching veteran Carlos Mainord begins his 15th season on the South Plains, dating back to 1968.



Mainord currently is in his fourth tour of duty at Texas Tech, a service he began as a graduate assistant 40 years ago and continued for two years in the early 1980s and six years in the late '80s and early '90s, before assuming his position on the current staff in 2004.

Texas Tech's pass defense has consistently been among the Big 12 Conference's best each of Mainord's last five seasons, including the

league's top pass defense unit in 2006 and 2007.

Mainord's group in 2008 was arguably the most productive during his tenure at Texas Tech as safeties Darcel McBath and Daniel Charbonnet wreaked havoc on opposing quarterbacks with a combined 12 interceptions. Each posted three-INT games during the season and each made key picks, swinging games in Tech's favor. Each player received All-Big 12 Conference recognition and McBath was furthered honored by being selected in the second round of the 2009 NFL Draft by the Denver Broncos. McBath's selection was the highest for a Tech defensive back since 1987, when Roland Mitchell was taken in the second round by Buffalo.

The first five years back at Texas Tech reflected Mainord's experience and coaching style as he was responsible for the development and meteoric rise of All-American safety Dwayne Slay. Spending much of the 2004 season in a backup role, Slay matured quickly under Mainord's tutelage and developed into

one of the nation's most productive and fierce safeties the following season. Slay became an overnight sensation with his jaw-dropping hits and earned national honors as well as Big 12 Conference Defensive Player of the Year accolades.

In the same season, Vincent Meeks was lauded with all-conference honors after grabbing three interceptions and finishing his career as one of the top safeties in school history.

The Red Raider secondary has continually improved each of the last five seasons. The unit consistently ranks among the top 30 nationally.

Mainord's resume is extensive and his coaching stops are impressive. Before receiving the call from Texas Tech to join the current staff, Mainord was fresh off of 10 seasons as a secondary coach in the NFL. He began his professional career with the Chicago Bears in 1993 and worked with the franchise through 1998, moving on to the New Orleans Saints in 1999. Following a year in the Crescent City, Mainord was the secondary coach for the Carolina Panthers for two seasons and the St. Louis Rams for a year.

During his NFL tenure, Mainord coached Pro Bowl participants Aneaus Williams (Rams), Sammy Knight (Saints), Dre Bly (Rams), Mike Minter (Panthers) and Mark Carrier (Bears).

Prior to coaching in the NFL, Mainord spent 27 years as a coach in the collegiate ranks, including six years as assistant head coach and defensive coordinator at Texas Tech under Spike Dykes during the 1987-92 seasons. Former Texas Tech All-America Tracy Saul was one of Mainord's pupils and still holds the school record with 25 career interceptions. Saul picked eight each in the 1989 and 1991 seasons and finished his career among Tech's top 10 with 327 tackles.

Mainord spent the 1986 season on Jimmie Johnson's staff at Miami as the secondary coach, where he was instrumental in Bennie Blades garnering consensus All-America honors and leading the nation in interceptions.

Blades still holds Miami records with 19 career picks. Additionally, the Hurricanes faced Penn State in the Fiesta Bowl that season for the national championship.

Mainord began his coaching career at McMurry College in 1966 as linebackers coach, before moving on to Texas Tech in 1968 as a graduate assistant. A year later, he moved to Ranger Junior College as secondary coach and was named head coach in 1972. Mainord capped his six seasons at the school with 7-2-1 and 9-1 records, including a top 10 ranking. In 1978, he moved to Rice as assistant head coach and defensive coordinator, and returned to Texas Tech in 1984, leading the Red Raiders' NCAA-leading pass defense in 1984. The unit was second in 1985. Tech defensive back Carl Carter received honorable mention All-America honors in 1985.

Mainord was an All-American linebacker at McMurry College, after starting his collegiate playing career at Navarro Junior College. A native of Greenville, Texas, Mainord and his wife, Judy, have four sons: Matt, Mark, Tommy and Cody; and a daughter, Cari.

Mainord's Background

COLLEGIATE/PRO COACHING EXPERIENCE

- 2008 Texas Tech, Assistant/Safeties
- 2007 Texas Tech, Assistant/Safeties
- 2006 Texas Tech, Assistant/Safeties
- 2005 Texas Tech, Assistant/Safeties
- 2004 Texas Tech, Assistant/Safeties
- 2002 St. Louis Rams, Assistant/Secondary
- 2001 Carolina Panthers, Assistant/Secondary
- 2000 Carolina Panthers, Assistant/Secondary
- 1999 New Orleans Saints, Assistant/Secondary
- 1998 Chicago Bears, Assistant/Secondary/Linebackers
- 1997 Chicago Bears, Assistant/Secondary/Linebackers
- 1996 Chicago Bears, Assistant/Secondary/Linebackers
- 1995 Chicago Bears, Assistant/Secondary/Linebackers
- 1994 Chicago Bears, Assistant/Secondary/Linebackers
- 1993 Chicago Bears, Assistant/Secondary/Linebackers
- 1992 Texas Tech, Assistant Head Coach/Defensive Co.
- 1991 Texas Tech, Assistant Head Coach/Defensive Co.
- 1990 Texas Tech, Assistant Head Coach/Defensive Co.
- 1989 Texas Tech, Assistant Head Coach/Defensive Co.
- 1988 Texas Tech, Assistant Head Coach/Defensive Co.
- 1987 Texas Tech, Assistant Head Coach/Defensive Co.
- 1986 University of Miami, Assistant/Secondary
- 1985 Texas Tech, Assistant/Secondary
- 1984 Texas Tech, Assistant/Secondary
- 1983 Rice, Assistant Head Coach/Defensive Coordinator
- 1982 Rice, Assistant Head Coach/Defensive Coordinator
- 1981 Rice, Assistant Head Coach/Defensive Coordinator
- 1980 Rice, Assistant Head Coach/Defensive Coordinator
- 1979 Rice, Assistant Head Coach/Defensive Coordinator
- 1978 Rice, Assistant Head Coach/Defensive Coordinator
- 1977 Ranger Junior College, Head Coach
- 1976 Ranger Junior College, Head Coach
- 1975 Ranger Junior College, Head Coach
- 1973 Ranger Junior College, Head Coach
- 1972 Ranger Junior College, Head Coach
- 1971 Ranger Junior College, Assistant/Secondary
- 1970 Ranger Junior College, Assistant/Secondary
- 1969 Ranger Junior College, Assistant/Secondary
- 1968 Texas Tech, Graduate Assistant
- 1967 McMurry/Linebackers
- 1966 McMurry/Linebackers

POSTSEASON EXPERIENCE

- 2008 Cotton Bowl
- 2007 Gator Bowl
- 2006 Insight Bowl
- 2005 Cotton Bowl
- 2004 Holiday Bowl
- 1994 NFL Playoffs (Second Round)
- 1989 All-American Bowl
- 1986 Fiesta Bowl
- 1962 Hospitality Bowl (player)



▲ CARLOS AND JUDY MAINORD

RUNNING BACKS COACH Clay McGuire Second Season, Texas Tech (2005)

A former player for Texas Tech, Clay McGuire enters his second season on the coaching staff and first as running backs coach, a position he lettered in for four years as a Red Raider.



McGuire began his coaching career last season as the special teams coordinator and moves to the backfield following the departure of Seth Littrell. He was the program's offensive graduate assistant in 2007, and the video intern in 2006.

The second-year coach inherits a backfield that returns one of the top backs in the Big 12 Conference – Baron Batch. As a sophomore, Batch averaged 6.7 yards per carry while splitting the role with former Red Raider Shannon Woods. The duo combined for 19 of the offense's 28 rushing scores, the second-most in school history and two shy of the record set in 1993. Batch contributed seven of the scores.

McGuire has a solid group in 2009, led by Batch and Aaron Crawford, who redshirted during his sophomore season last year. Redshirt freshman Harrison Jeffers had a tremendous spring practice and provides the backfield with three outstanding running back prospects.

McGuire assumed the special teams coordinator role early in 2007 on an interim basis, after Ruffin McNeill moved over to the defensive coordinator position before the fifth game.

He experienced an interesting first season as midway through Matt Williams joined the kicking unit after winning an in-game promotion during the

Massachusetts game. Williams perfectly hit a 30-yard field goal to win a year's free rent at a local apartment complex, but opted to join the Red Raiders when head coach Mike Leach summoned the Weatherford native after the kick and invited him to join the team.

Williams proved to be one of the bright spots in McGuire's first season, connecting on all 33 of his PAT attempts. He joined newcomer Donnie Carona as the team's two primary kickers.

In an offense that doesn't provide many punting opportunities, Jonathan LaCour made the most of each kick, dropping 11 of 25 inside the 20. The punting unit, behind LaCour's strong leg, allowed only 14 returns all season.

Eric Morris took over punt return duties and averaged 10.6 yards per return, while also scoring Tech's first TD on a punt return since the 2004 season. Morris recorded the fifth-longest return in school history when he eluded defenders on an 86-yard scoring return at Nevada.

The special teams units responded to McGuire immediately in 2007 as the punt team thwarted any attempt at return opportunities for the opposition. Tech opponents averaged a mere 6.7 yards per return and returned only 18 of 30 punts. The kickoff coverage unit was second in the Big 12 and Donnie Carona was among the top five nationally in touchbacks.

Place kicker Alex Trlica closed his career out under McGuire's watch in 2007, setting NCAA records in PATs made (233), PATs made without a miss and PATs attempted.

Danny Amendola, splitting punt return duties with Morris, had his best season fielding punts in 2007. The former Red Raider averaged 15.9 yards on 14 returns, including a 65-yard effort, which was the long of the season for Tech. Morris also performed well, averaging 9.2 yards, and helping lead Tech to an 11.6-yard average as a team.

McGuire appeared in 45 games at the H-Back position for the Red Raiders during the course of four seasons from 2000-04. A big, physical player, he was noted for his effectiveness as a blocker in Tech's offense, and also factored into the passing game, catching 32 passes for 320 yards and two touchdowns during his career.

He spent the 2006 season as an intern in the football program's video department, helping break down game and practice film for the coaching staff. As the offensive graduate assistant, his responsibilities included aligning and preparing each week's defensive scout team, working with both the offensive linemen and skill players, and helping the assistant coaches with weekly game plans.

McGuire is a native of Crane, Texas, where he lettered in both baseball and football at Crane High School. He and his wife, Jeri, have a daughter, Jorja, and two dogs, Gus and Roz.

McGuire's Background

COLLEGIATE/PRO COACHING EXPERIENCE

- 2008 Texas Tech, Special Teams Coordinator
- 2007 Texas Tech, Graduate Assistant/Offense
- 2006 Texas Tech, Intern/Video Department

POSTSEASON EXPERIENCE

- 2008 Cotton Bowl
- 2007 Gator Bowl
- 2006 Insight Bowl
- 2004 Holiday Bowl (player)
- 2003 Houston Bowl (player)
- 2002 Tangerine Bowl (player)
- 2001 Alamo Bowl (player)
- 2000 Galleryfurniture.com Bowl (player)



▲ JERI, CLAY AND JORJA MCGUIRE

CORNERBACKS **Brian Mitchell** Fourth Season, BYU (1994)

Longevity and commitment are two words that accurately describe fourth-year cornerbacks coach Brian Mitchell. Mike Leach lured Mitchell back to his home state of Texas in 2006 after Mitchell spent 11 seasons as the defensive backs coach at his alma mater, BYU.



The Waco native's approach to coaching reflects his calm and caring demeanor as Red Raider defenders quickly adapted to Mitchell and his defensive philosophy.

The Red Raiders have been solid at the corners each of the last three seasons under Mitchell. Jamar Wall led the corners with 62 tackles and

two interceptions last season. His biggest pick was a game-saving INT in overtime against Nebraska on Tech's homecoming.

Wall, a preseason All-Big 12 Conference pick in 2009 and an all-conference selection in 2008, returns for his senior season.

The pass defense ranked best in the Big 12 Conference in 2006 and 2007, limiting opponents to 188.4 yards per game in 2007 – the only Big 12 program to hold opponents below 200 yards per game.

The Texas Tech defense didn't skip a beat during his first season in 2006 as Red Raider corners picked four of the team's 11 interceptions. Starters Antonio Huffman and Chris Parker snagged two each as the Red Raider pass defense ranked first in the Big 12 Conference. Parker, in his first season as a starter in the secondary, blossomed under Mitchell and posted 50 tackles and six pass breakups.

Following a brief career in the NFL, Mitchell returned to BYU and earned a degree in clinical social work in 1994, before landing a position as defensive backs coach the following year on legendary collegiate coach LaVell Edwards' staff.

Mitchell had an outstanding career in 11 seasons with the Cougars, helping guide the team to five bowl appearances and a high ranking of No. 5 at the conclusion of the 1996 season. The Cougars played in the Cotton Bowl that season, knocking off Kansas State, 19-15. Additionally, the 1994 (18th) and 2001 (24th) teams finished among the top 25.

In his second year with the program, BYU won back-to-back Western Athletic Conference championships, including 1996 when the team went 14-1.

Mitchell coached several outstanding players on the Cougar defense, including safety Aaron Francisco, who was a two-time first-team All-Mountain West Conference pick in 2003 and 2004. Francisco went on to play for the Arizona Cardinals. Brian Gray and Jenaro Gilford were all-conference performers in 1999 and 2001, respectively.

Mitchell's 2003 pass defense ranked eighth nationally, while the total defense was 14th. The 1999 total defense unit finished 21st.

Mitchell played at BYU from 1987-90 and was a seventh-round pick of the Atlanta Falcons in 1991. He spent three seasons in the NFL, splitting time with Atlanta and the Dallas Cowboys. The All-WAC cornerback played in four bowls while at BYU and ran the opening leg of BYU's All-American 400M relay team.

Mitchell still holds the BYU record for longest interception return, a 97-yard effort against New Mexico in 1989. His 13 career interceptions ranks in a fifth-place tie on the school lists, while his five picks in 1989 was a season high.

Mitchell and his wife, Carri, have two daughters, Mikenzi and Halie, and a son, Brian.


Mitchell's Background

COLLEGIATE/PRO COACHING EXPERIENCE

2007	Texas Tech, Assistant/Cornerbacks
2006	Texas Tech, Assistant/Cornerbacks
2005	BYU, Assistant/Defensive Backs
2004	BYU, Assistant/Defensive Backs
2003	BYU, Assistant/Defensive Backs
2002	BYU, Assistant/Defensive Backs
2001	BYU, Assistant/Defensive Backs
2000	BYU, Assistant/Defensive Backs
1999	BYU, Assistant/Defensive Backs
1998	BYU, Assistant/Defensive Backs
1997	BYU, Assistant/Defensive Backs
1996	BYU, Assistant/Defensive Backs
1995	BYU, Assistant/Defensive Backs
1994	BYU, Assistant/Defensive Backs

POSTSEASON EXPERIENCE

2008	Cotton Bowl
2007	Gator Bowl
2006	Insight Bowl
2005	Las Vegas Bowl
2001	Liberty Bowl
1999	Motor City Bowl
1998	Liberty Bowl
1997	Cotton Bowl
1994	Copper Bowl
1990	Holiday Bowl (player)
1989	Holiday Bowl (player)
1988	Freedom Bowl (player)
1987	All-American Bowl (player)



▲ MIKENZI, HALIE, CARRI, BRIAN AND BRIAN MITCHELL



OFFENSIVE LINE **Matt Moore** *Second Season, Valdosta State (1995)*

Matt Moore enters his third season spearheading the coaching efforts for the Red Raiders' front five. Moore is no stranger to the Mike Leach offense and wide line splits as he has coached in the scheme on the high school level for several years and at Troy for a season before joining the Tech staff.



A better season couldn't have been scripted for Moore's offensive line in 2008 as three players earned All-America status, including Rylan Reed and Brandon Carter, who were named to the Walter Camp and AFCA first teams. Carter also was named to *The Sporting News* first team, while Louis Vasquez picked up AP third-

team honors. Each also was named to various Big 12 All-Conference teams.

The offensive line proved to be the catalyst of the offensive unit last year, allowing a single sack per every 54 pass attempts, a number that led the nation. Additionally, the group paved the way for 28 rushing touchdowns, the second-most in school history and the most since the 1993 team tallied 30.

The Red Raiders picked up another NCAA passing title as Graham Harrell led an offense that accumulated 413.2 yards per game through the air. Harrell went

on to win the Uteas Award and was fourth in Heisman voting at season's end.

Of the three All-Americans, Carter returns for his senior season and is joined by another impressive group of linemen, including returning starter at tackle Marlon Winn. Shawn Byrnes, who started at center in 2007, returns as the starter, while Chris Olson, Mickey Okafor and Terry McDaniel jockey for the remaining two positions on the line.

Moore's unit turned in a successful season in 2007, allowing a slim 18 sacks in 763 pass attempts. The ratio of one sack per every 44 pass attempts led the country. Additionally, Vasquez and Reed showed discipline and poise as both were flagged only once each for holding calls. The duo also allowed only three sacks on the season.

Behind the protection of the offensive line, Texas Tech won its fifth NCAA passing title in the Mike Leach era and first since the 2005 season. The Red Raiders averaged 470.3 yards per game through the air, and quarterback Graham Harrell led the nation in passing and won the Sammy Baugh Award as the country's top quarterback.

Moore came to Tech with one year of collegiate coaching experience at Troy, where he helped lead the Trojans to an 8-5 season in 2006, including a New Orleans Bowl Championship over Rice.

Moore's stint on the collegiate level was preceded by successful runs as a coach at the high school level in Georgia and Alabama, where he quickly established himself as a top prep coach. During six seasons as

offensive coordinator and offensive line coach at Hoover (Ala.) High School, Moore helped lead the Buccaneers to three consecutive Class 6A titles and a 77-7 record.

He began his coaching career at Pickens (Ga.) High School in 1996 and continued at Hoover High School after two seasons. Moore served as head coach at North Gwinnett (Ga.) High School, before joining the staff at Troy.

A native of Canton, Ga., Moore played at Valdosta (Ga.) State, where Leach was the offensive coordinator. He started 34 games during the 1991-94 seasons at left guard and was a first-team All-Gulf South Conference selection as a senior.

Moore received his bachelor's degree from VSU in health and physical education. He and his wife, Kelly, have three daughters – Tanner, Reece and Sutton.

Moore's Background

COLLEGIATE/PRO COACHING EXPERIENCE

- 2008 Texas Tech, Assistant/Offensive Line
- 2007 Texas Tech, Assistant/Offensive Line
- 2006 Troy, Assistant/Offensive Line

POSTSEASON EXPERIENCE

- 2008 Cotton Bowl
- 2007 Gator Bowl
- 2006 New Orleans Bowl



▲ KELLY, MATT, SUTTON, TANNER AND REECE MOORE

INSIDE RECEIVERS **Lincoln Riley** Third Season, Texas Tech (2006)

If the first two seasons are any indication, the future looks bright for third-year assistant Lincoln Riley. He was in charge of the development of wide receiver Michael Crabtree during his record-breaking season in 2007. Under Riley's watch, the freshman became the first underclassman to win the prestigious Biletnikoff Award.



Riley enjoyed the fruits of his labor as the wide receivers coach, but made the transition to inside receivers last season.

Riley took his talents to the inside receiving group which accounted for 135 receptions and 12 touchdowns. Eric Morris led the charge with 74

receptions and nine touchdowns. The elusive receiver managed 59.3 yards per game.

The inside receivers unit returns Tramain Swindall and Adam James, who accounted for 46 and 15 receptions, respectively, while Swindall also scored twice. Redshirt freshman Cornelius Douglas and walk-on talent Blake Kelley will join the mix in 2009, giving Riley a diverse unit with size and speed.

As a redshirt freshman in 2007, Crabtree amassed 134 receptions, 1,962 yards (98 shy of the NCAA record) and 22 touchdowns under Riley's watch. All three were NCAA freshman records, while the 22 scores tied the

most in school history for a single season. Additionally, former Red Raider Danny Amendola provided Tech with a second 100-reception player as the senior grabbed 109 catches for 1,245 yards and six touchdowns. The duo was the first since Jarrett Hicks and Trey Haverty in 2004 to eclipse the 1,000-yard mark. Riley also oversaw the emergence of Ed Britton, who caught 48 passes for 631 yards and four touchdowns.

No stranger to the program, Riley spent several seasons working in different capacities with the Red and Black, before coming aboard as an assistant.

Riley made the trek to Texas Tech from Muleshoe, Texas, in 2002 as a walk-on quarterback. After a year leading the scout team, Riley switched hats and became a student coach, assisting head coach Mike Leach on the offensive side of the ball. He served in that capacity for three seasons while completing his degree, before assuming offensive graduate assistant duties in 2006.

During his four seasons as a student and graduate assistant, Riley had the opportunity to work with some of college football's finest quarterbacks, including single-season NCAA record-setter B.J. Symons in 2003, current Arena League star Sonny Cumbie and Tech's first Cotton Bowl quarterback in 10 seasons, Cody Hodges. In 2006 he saw the emergence of Graham Harrell as one of the top quarterbacks in the country.

Riley has been a part of five bowl game appearances and four bowl victories during his time with Texas Tech. Additionally, the offense has been very productive during Riley's years assisting the explosive system. The quarterbacks won NCAA passing titles in 2003, 2004, 2005 and 2007.

Riley earned a degree in exercise and sport sciences from Texas Tech in May 2006 and is currently pursuing a master's in interdisciplinary studies. He prepped at Muleshoe High School, where he was an all-region quarterback for the Mules during the 2000-01 seasons.

Riley and his wife, Caitlin, were married in July 2007.

Riley's Background

COLLEGIATE/PRO COACHING EXPERIENCE

- 2008 Texas Tech, Assistant/Inside Receivers
- 2007 Texas Tech, Assistant/Wide Receivers
- 2006 Texas Tech, Graduate Assistant/Offense

POSTSEASON EXPERIENCE

- 2008 Cotton Bowl
- 2007 Gator Bowl
- 2006 Insight Bowl
- 2005 Cotton Bowl (student assistant)
- 2004 Holiday Bowl (student assistant)
- 2003 Houston Bowl (student assistant)
- 2002 Tangerine Bowl



▲ LINCOLN AND CAITLIN RILEY

SPECIAL TEAMS COORDINATOR Eric Russell First Season, Idaho (1991)

Mike Leach always preaches playing well on "all three sides of the ball," and the 10th year head coach showed his commitment to that phrase with the hiring of one of the top special teams coaches in the country in Eric Russell. The 41-year-old Idaho native comes to the South Plains after spending a highly successful two seasons in the same position at Louisiana Tech.



During his two years in Ruston, La., Russell revamped the Bulldog special teams into one of the nation's leading units. In 2008, Louisiana Tech ranked eighth nationally in kickoff return defense, allowing only 18.1 yards per return, while the punt return defense ranked among the top 25, holding opponents to a mere 6.0 yards per return. All-conference punt return man Phillip Livas ranked seventh nationally with 15.3 yards per return and scored twice and averaged 25.8 yards per kickoff return, while also scoring once. Additionally, the punt return unit blocked five punts.

Upon his arrival in 2007, Russell helped make the Bulldogs one of the top overall return teams in the country. Louisiana Tech ranked No. 8 in punt return average and No. 26 in kickoff returns. Phillip Beck ranked fourth in the country individually in punt return average.

Russell helped punter Chris Keagle average 41.3 yards a punt and earn first team All-WAC honors. Keagle and the punt coverage unit ranked No. 27 in the nation in net punting and tops in the WAC.

The Bulldogs also developed quite a reputation for blocking kicks as freshman Dominique Faust blocked

three field goals and one punt while as a team Louisiana Tech blocked a total of five kicks.

Russell spent 13 seasons at North Texas, including five as the special teams coordinator, where he led some of the nation's top special teams units. During his tenure at North Texas, Russell helped lead the program to four-straight Sun Belt Conference titles and four-consecutive appearances in the New Orleans Bowl from 2001 through 2004.

His Mean Green special teams units annually were ranked among the best in the Sun Belt Conference in punt returns, kickoff coverage and field goal percentage. North Texas ranked No. 1 in the Sun Belt in net punting in 2002 and 2003 and No. 1 in kick returns in 2002.

The Mean Green ranked No. 1 in the country in punt return defense and No. 3 in kick return defense in 2003, and No. 5 in kick return defense in 2005. During his time as special teams coordinator, North Texas blocked 14 punts, including seven during the 2003 season.

Russell helped develop two of the top kickers in the program's history in Jason Ball, who set the school record for consecutive field goals made, and Nick Bazaldua, who became the school's all-time scoring leader.

In addition to his special teams duties, Russell served as the defensive tackles coach from 1994 through 2000 before taking over the North Texas defensive ends starting in 2001 and outside linebackers in 2006.

Russell coached 15 all-conference selections during his time at North Texas, including Adrian Awasom, who developed into a Lombardi and Hendricks Award candidate and who finished his career as the Sun Belt Conferences all-time sack leader.

Prior to joining the North Texas staff in 1994, Russell served as a graduate assistant at New Mexico in 1993 and at Idaho in 1991.

An all-state quarterback at St. Marie's High School, Russell was named the Idaho Offensive Player of the Year

as a senior before earning all-conference honors at Spokane (Wash.) Falls Community College in 1986-87.

He earned his bachelor's degree in public relations from Idaho in 1991. Russell is married to the former Shannon Cook of Tyler, Texas, and the couple has a

Russell's Background

COLLEGIATE/PRO COACHING EXPERIENCE

2008	Louisiana Tech, Assistant/Special Teams Co.
2007	Louisiana Tech, Assistant/Special Teams Co.
2006	North Texas, Assistant/Special Teams/DLB
2005	North Texas, Assistant/Special Teams Co.
2004	North Texas, Assistant/Special Teams Co.
2003	North Texas, Assistant/Special Teams Co.
2002	North Texas, Assistant/Special Teams Co.
2001	North Texas, Assistant/Defensive Ends
2000	North Texas, Assistant/Defensive Ends
1999	North Texas, Assistant/Defensive Ends
1998	North Texas, Assistant/Defensive Ends
1997	North Texas, Assistant/Defensive Ends
1996	North Texas, Assistant/Defensive Ends
1995	North Texas, Assistant/Defensive Ends
1994	North Texas, Assistant/Defensive Ends
1993	New Mexico, Graduate Assistant
1991	Idaho, Graduate Assistant

POSTSEASON EXPERIENCE

2008	Independence Bowl
2004	New Orleans Bowl
2003	New Orleans Bowl
2002	New Orleans Bowl
2001	New Orleans Bowl



▲ SHANNON, HAYDEN AND ERIC RUSSELL

DEFENSIVE ENDS **Charlie Sadler** Seventh Season, Northeastern State (1971)

Charlie Sadler's collegiate resume is impressive with a national championship and several conference titles notched in his belt. The seventh-year Red Raider assistant, who also has a Division I head coaching background, has taken his knowledge and experience by the reins and been a valuable teacher in a Texas Tech defense that continually improves each season.



Since joining the defensive staff in 2003, the unit has produced 147 turnovers, 24 of which were forced fumbles by his defensive ends. The rush defense posted its best season three years ago, allowing the fewest yards per game since the 1999 season

and the overall defense has improved from a one-time national ranking of 117th in 2003 to consistently finishing among the top half of the Big 12 Conference the last four seasons.

Sadler's troops were among the best in the Big 12 each of the last two seasons as defensive end Brandon Williams had a breakout season in 2007 and followed with another in 2008. The fourth-round pick of the Dallas Cowboys was among the more dominating ends in the conference, leading the Red Raiders with 15.5 tackles for loss and a conference-leading 13 sacks.

Additionally, McKinney Dixon accounted for 11 tackles for loss and nine sacks, leading a defensive front that helped Tech average 2.6 sacks per game, which ranked fourth in the conference.

The contributions of the unit also aided in Tech limiting opponents to the fourth-lowest scoring average in the Big 12.

Among Sadler's pupils during his tenure at Texas Tech, Keyunta Dawson completed his eligibility in 2006 as one of the most prolific defensive ends in school history. Dawson began his career under Sadler's tutelage and prospered during a decorated four years. The All-Big 12 Conference performer led the Red Raiders with a personal-best nine and a half tackles for loss last season and finished his career ranked fourth with 19.5 sacks. He also recorded five forced fumbles during his career, tying former Tech All-American Aaron Hunt in second place at the position. Dawson enjoyed his first season with the Indianapolis Colts in 2007, making an immediate impact.

Sadler has seen the emergence of other players making their mark on the position, including senior Jake Ratliff, who in his sophomore season and first as a starter, was dominant at the end position after moving from defensive tackle the previous year.

Other players who have benefited from Sadler's leadership include Adell Duckett, who set the single-season sacks record with 14 in Sadler's first season.

Former University of Oklahoma head coach Barry Switzer offered Sadler his first collegiate coaching position as an assistant offensive line coach in 1978, following six years in the high school ranks. Sadler moved within the Big Eight Conference the following season to Iowa State, where he was the defensive line coach for Donnie Duncan. Sadler coached in Ames for four seasons, before spending the 1983 season at Missouri.

Sadler moved back to Norman in 1984 and helped lead the Sooners to the national championship in 1985 and a total of four Orange Bowl appearances. Oklahoma All-American and Lombardi Award winner Tony Casillas played two seasons under Sadler and went on to become the second overall pick in the 1986 NFL Draft by the Atlanta Falcons.

Oklahoma led the nation in total defense from 1985-87 and smothered opposing offenses in 1986, allowing an NCAA-best 60.7 yards per game on the ground. Additionally, the pass defense ranked first from 1985-87, while the scoring defense led the nation in 1986 (6.6) and 1987 (7.5).

Sadler spent his last two seasons at OU as the defensive coordinator under Gary Gibbs, before heading north to take the reins of the Northern Illinois program as head coach. While in DeKalb, he coached the nation's leading rusher, LeShon Johnson, in 1993. Johnson was the NCAA leader in all-purpose and rushing yards that season and was a third-round draft pick of the Green Bay Packers.

Sadler, a native of Carrollton, Texas, joined the Texas Tech coaching staff after three years in the high school ranks at two Austin (Texas) area schools - Akins and Lake Travis high schools. He was the defensive coordinator at AHS and head coach and department chair for health and physical education at LTHS.

Sadler began his coaching career at R.L. Turner High School in Carrollton, where he also lettered, in 1972 and spent four seasons as an assistant coach, before assuming defensive coordinator duties at Lamar Consolidated High School in Roseburg, Texas, during the 1975-77 seasons.

An all-state linebacker at RLTHS, Sadler helped lead the program to the state semifinals in 1966. He played freshman football at Oklahoma under head coach Chuck

Fairbanks in 1967, before lettering for two seasons at Northeastern State University in Tahlequah, Okla.

Sadler earned his bachelor's degree in education from NSU in 1971 and received a master's degree in education from Arkansas in 1972. He and his wife, Carla, reside in Lubbock. He also has a daughter,

Sadler's Background

COLLEGIATE/PRO COACHING EXPERIENCE

2008	Texas Tech, Assistant/Defensive Ends
2007	Texas Tech, Assistant/Defensive Ends
2006	Texas Tech, Assistant/Defensive Ends
2005	Texas Tech, Assistant/Defensive Ends
2004	Texas Tech, Assistant/Defensive Ends
2003	Texas Tech, Assistant/Defensive Ends
1995	Northern Illinois, Head Coach
1994	Northern Illinois, Head Coach
1993	Northern Illinois, Head Coach
1992	Northern Illinois, Head Coach
1991	Northern Illinois, Head Coach
1990	Oklahoma, Assistant/Defensive Coordinator
1989	Oklahoma, Assistant/Defensive Coordinator
1988	Oklahoma, Assistant/Defensive Line
1987	Oklahoma, Assistant/Defensive Line
1986	Oklahoma, Assistant/Defensive Line
1985	Oklahoma, Assistant/Defensive Line
1984	Oklahoma, Assistant/Defensive Line
1983	Missouri, Assistant/Linebackers
1982	Iowa State, Assistant/Defensive Line
1981	Iowa State, Assistant/Defensive Line
1980	Iowa State, Assistant/Defensive Line
1979	Iowa State, Assistant/Defensive Line
1978	Oklahoma, Assistant/Offensive Line

POSTSEASON EXPERIENCE

2008	Cotton Bowl
2007	Gator Bowl
2006	Insight Bowl
2005	Cotton Bowl
2004	Holiday Bowl
2003	Houston Bowl
1989	Citrus Bowl
1988	Orange Bowl
1987	Orange Bowl
1986	Orange Bowl (National Champions)
1985	Orange Bowl
1983	Holiday Bowl
1977	Orange Bowl



▲ CHARLIE AND CARLA SADLER

WIDE RECEIVERS **Dennis Simmons** 10th Season, BYU (1996)

Another charter member of Mike Leach's staff, Dennis Simmons enters his 10th year at Texas Tech and second on the coaching staff. Simmons was appointed to the wide receivers coaching position prior to the 2008 campaign and was Leach's chief of staff from 2005-07.



Simmons stepped into a vital role on the offensive side and inherited the nation's leading receiver and Biletnikoff Award winner Michael Crabtree.

Crabtree repeated as Biletnikoff winner under Simmons' watch and was named a unanimous consensus All-American for the second straight season.

Crabtree, only a redshirt sophomore in 2008, was drafted No. 10 overall in the 2009 NFL Draft by the San Francisco 49ers.

Simmons' group, led by Crabtree's 97 receptions, 1,165 yards and 19 touchdowns, accounted for 31 of the team's 47 receiving touchdowns. The 31 scores by the wide receivers alone were more than 107 Division I teams' total receiving touchdowns a year ago.

Simmons returns a talented group in 2009, led by Lyle Leong, a young talented receiver who caught

18 passes for 206 yards and three touchdowns. Edward Britton also is back for his senior season. The speedy receiver scored six times last season on 35 receptions.

A former three-year starter at Brigham Young University, Simmons had been the assistant athletics director/quality control for the football program.

Previously, Simmons' responsibilities included scheduling and coordinating recruiting visits and coordinating the Texas Tech Football Camps. He also handled player personnel issues and ran the Texas Tech Football Outreach Program and community service initiatives. Simmons is still the staff huddle leader for the FCA chapter and served as the academic liaison.

Additionally, Simmons was involved on campus with President's Select, the Saddle Tramps, Goin' Band from Raiderland and spirit squads when it pertains to recruiting and also served on the Student-Athlete Opportunity Fund Board.

Simmons came to Texas Tech from Cornell University, where he coached the running backs and was assistant athletics director and chief of staff. Prior to Cornell, he served as an assistant coach at his alma mater, BYU, in 1997, working with the offensive line and special teams.

Simmons graduated from BYU in December 1996 with a bachelor of arts degree in broadcast communications. Twice named to the dean's list, Simmons earned four letters and was a three-year starter at outside linebacker. He helped the Cougars win four straight Western Athletic Conference titles and played in four bowl games,

including the Cotton Bowl, Copper Bowl, Holiday Bowl and Aloha Bowl.

A native of Memphis, Tenn., Simmons earned his master's degree in educational leadership in August 1999 from BYU. He served as an NFL Minority Fellowship intern with the Buffalo Bills during the summer of 1999. Simmons and his wife, Kristy, live in Lubbock. They are the proud parents of a baby girl, Kendyll, born in July 14, 2009.

Simmons' Background

COLLEGIATE/PRO COACHING EXPERIENCE

- 2008 Texas Tech, Assistant/Wide Receivers
- 1999 Cornell, Assistant/Running Backs
- 1999 Buffalo Bills, Summer Intern
- 1997 BYU, Assistant/Offensive Line/Special Teams

POSTSEASON EXPERIENCE

- 2008 Cotton Bowl
- 1996 Aloha Bowl
- 1995 Holiday Bowl
- 1994 Copper Bowl
- 1993 Cotton Bowl



▲ DENNIS AND KRISTY SIMMONS

Tommy McVay DIRECTOR OF FOOTBALL OPERATIONS

Tommy McVay is in his 13th year as Texas Tech's director of football operations. Named to his current post in September 1997, he oversees many of the administrative duties for Red Raider football.

McVay is a 1967 graduate of Southeastern Oklahoma State University and also received his master's degree from the school a year later. He began his career as head basketball coach and assistant football coach in Waynoka, Okla., from 1968-70. He spent 13 years as athletic director and head football coach on the high school level in Kansas before moving to the collegiate level as an assistant coach at Kansas State.



McVay compiled a 100-36-2 record in 13 years as a high school head football coach. His football and track teams at Protection (Kan.) High School captured state runner-up honors in 1972. His football team at Derby (Kan.) High School also finished as state runner-up in 1975. He is a past president of the Kansas Coaches Association and was selected to coach in the Kansas East-West Shrine Game.

McVay was a three-year basketball letterman at Southeastern Oklahoma and also was a three-time conference champion in the 440-yard run. McVay finished among the top 16 at the NAIA national championships in 1967.

McVay and his wife, Chele, have two daughters, Kelly and Heather, and four grandchildren.



David Emerick CHIEF OF STAFF/ASSISTANT ATHLETIC DIRECTOR


David Emerick enters his sixth season as a member of the Red Raider Football support staff and second as Chief of Staff/Assistant Athletics Director. He served as unit coordinator during his first season and Director of Player Personnel his next three seasons.



Among Emerick's responsibilities are overseeing the entire recruiting process for the football program and assisting in the organization and execution of the Mike Leach Football Camps. Additionally, Emerick serves as the liaison between the football program and the Texas Tech Athletic Department; more specifically, academics, compliance, media relations and marketing.

Emerick, a 2002 political science graduate of the University of Kentucky, was a college scouting intern with the Houston Texans during the franchise's first season in 2002. Prior to his stint with the Texans, Emerick was the recruiting and football operations intern at Kentucky while in school during the 1997-2001 seasons, which saw the Wildcats advance to the 1998 Outback Bowl and 1999 Music City Bowl. Among the coaches on the UK football staff during Emerick's five seasons were current Red Raider head coach Mike Leach and former Red Raider wide receivers coach Sonny Dykes.

Emerick is a graduate of Catholic Memorial High School in his hometown of Waukesha, Wis., and lettered in football, basketball and baseball. He received his master's in interdisciplinary studies with an emphasis in sport management in May of 2007 from Texas Tech.



Duane Price

DEFENSIVE GRADUATE ASSISTANT

First Season
Texas Tech (1997)

Duane Price returns to the South Plains for the first time since his playing days during the 1994-97 seasons. The former Red Raider enters his first season as the defensive graduate assistant.

Price's responsibilities include assisting with coaching the defensive line, breaking down game film, preparing the scout team for weekly drills and assisting the defensive coaching staff on game days and during practice.

Price comes to Texas Tech after a year on the Tulane University coaching staff. During his brief stay in the Crescent City, Price was a graduate assistant coach on the Green Wave staff. Prior to his appointment at Tulane, he spent six seasons as an assistant football

coach at A&M Consolidated High School in College Station, Texas, where he helped lead the team to a pair of state quarterfinal campaigns in 2002 and 2005.

Price was a four-year letterwinner at Texas Tech in both football and baseball (1995-98). On the gridiron, Price starred as a defensive back on three bowl teams, and helped Tech to a Southwest Conference title in 1994. Price played centerfield for the Red Raiders and was a 20th round selection of the Cincinnati Reds.

A native of College Station, Price received his bachelor's of science degree in exercise and sport science from Tech in 1999, and earned his master's degree in interdisciplinary studies in 2003. He and his wife, Becca, have one son, Chilton (6).



Sonny Cumbie

OFFENSIVE GRADUATE ASSISTANT

First Season
Texas Tech (2004)

Sonny Cumbie's association with Texas Tech began in 2000, when he walked on to the program as a quarterback in Mike Leach's first season. His journey comes full circle this year as Cumbie assumes graduate assistant duties on the offense.

No stranger to coaching, Cumbie spent the spring as the head coach of the Arena2 team in San Angelo, where he also was the quarterback. Cumbie spent three seasons with the Los Angeles Avengers as the starting quarterback prior to the cancellation of this year's season.

During his career at Texas Tech, Cumbie waited

patiently to run the Tech offense and directed the Red Raiders to an 8-4 season in 2004 and Holiday Bowl Championship over No. 4 California. For his efforts, he was named offensive MVP. Cumbie threw for 4,472 yards that season, fifth-best in school history.

As the offensive graduate assistant, Cumbie's responsibilities will include aligning and preparing each week's defensive scout team, working with the offensive linemen and assisting with weekly game plans.

A native of Snyder, Texas, Cumbie and his wife Tamra reside in Lubbock.



Mark Chisum

DIRECTOR OF SPORTS MEDICINE FOR FOOTBALL

Mark Chisum, who handles many of the sports medicine duties for football, is in his 14th year on the athletic training staff at Texas Tech.

From 1991 until 1996, Chisum was the head athletic trainer at South Plains College.

Chisum is a 1982 graduate of the University of Southwestern Louisiana. He completed his master's degree in physical education at Sul Ross State in 1995.

A native of Brownfield, Texas, Chisum has a varied background in athletic training. He worked in the NFL for the Houston Oilers from 1985-87 as an assistant trainer.

Chisum also has considerable track and field training experience. In 1993, he worked with the U.S. National Junior squad and the NCAA Division II Championships and has annually worked with the NJCAA Track and Field Championships since 1984. In 1996, Chisum served as an athletic trainer at the ARCO Olympic Training Center. He also is a member of the Texas State Athletic Trainers Association (TSATA).

He has been involved as an associate athletic trainer with the Justin Sports Medicine Program, which covers professional rodeo and bull riding events.

Chisum is a member of the National Athletic Trainers Association and the Southwest Athletic Trainers Association.

He and his wife, Diane, reside in Lubbock with their two basset hounds, Bess and Elvis, and two cats, Punkin and Miss Kitty.



Antonio Huffman

DIRECTOR OF PLAYER PERSONNEL/
FOOTBALL TRAINING FACILITY

Former Red Raider Antonio Huffman returns for his second season as director of player personnel. Huffman was a defensive back for Texas Tech during the 2003-06 seasons.

Huffman works closely with the players in all areas of their lives, including public relations, academics, housing and compliance. He also has recruiting responsibilities and conducts tours of the campus, city and Texas Tech facilities on a regular basis to official and unofficial

visitors.

Added to his responsibilities this year is the oversight of the Football Training Facility (FTF). Huffman oversees both the presentation of the building as well as the maintenance of aesthetics, which make the FTF one of the premier training facilities in the country.

Huffman finished his career in 2006 with 189 tackles, four interceptions and 25 pass breakups. In the final game of his career at the 2006 Insight Bowl, he was named Defensive MVP after a game-changing INT helped lead Tech to the win.

He and his wife, Shelley, have a son, Aeson Deon, who was born in February of 2009.



David Houglan

DIRECTOR OF SPORTS BROADCASTING

David Houglan, who serves as the Director of Sports Broadcasting, is in his 16th year with the Red Raiders. He and his staff coordinate the video needs for all 17 of Tech's intercollegiate sports, while also producing Red Raider Sports with Mike Leach, The Pat Knight Show, and Red Raider Sports with Dan Spencer. Additionally, Houglan oversees the video content on the athletic department web site, the webcasting of Tech sporting events, production of three video screens and the Texas Tech Television Network.

Under Houglan's guidance, Texas Tech became the only university in the Big 12 Conference with the capabilities to run three video boards from one remote location. Houglan designed and oversaw the installation of the fiber optic network and state-of-the-art control room that allows him to run video screens located in Jones AT&T Stadium, the United Spirit Arena and Dan Law Field. With these capabilities, he creates the game-day productions for football, baseball, men's and women's basketball and volleyball. During basketball and baseball seasons, Houglan supervises the production of games for the TTTN.

He and his staff work closely with Red Raider football throughout the year, filming practices, shooting home and away games, and producing various video packages utilized by the staff for scouting and game preparation.

The Houston native served as a video student assistant at Texas Tech before graduating in 1993. Houglan and his wife, Michelle, have two sons, Spencer and Landon. Houglan's daughter, Ashley, also is a graduate of Texas Tech.



Zane Perry

HEAD FOOTBALL EQUIPMENT MANAGER


Zane Perry enters his second season as head football equipment manager. He was promoted midway through the 2007 season after holding the responsibilities of assistant equipment manager. Perry is responsible for the equipment of all football players and making sure each player is properly equipped.

Perry's other responsibilities include issuing all protective and workout gear, preparation of team uniforms, ordering of all team gear including helmets, shoulder pads and other equipment such as the Under

Armour apparel, overseeing the issue of practice and game clothing for coaches, full-time staff and student staff and making sure the equipment is loaded in advance of away games and bowl games. Perry has one assistant and 10-15 student managers. He also charts plays for the offense during practice and games.

A Lubbock native, Perry joined the full-time equipment staff after graduating from Texas Tech with a degree in exercise sport sciences in 2005. During his tenure as a student equipment manager, Perry served as an NFL intern for two summer camps for the Carolina Panthers equipment staff. After graduation from Monterey High School in 1999, he received a scholarship to join the student equipment staff.

He and his wife, Erica, reside in Lubbock.





Steve Pincock

HEAD FOOTBALL ATHLETIC TRAINER

Steve Pincock is in his eighth season with the Red Raider football program. Pincock came to Tech from BYU, where he was the head men's basketball, head baseball and assistant football athletic trainer for nine years.

Pincock is a certified athletic trainer with the National Athletic Trainers Association (NATA), a certified strength and conditioning specialist with the National Strength and Conditioning Association (NSCA) and a licensed athletic trainer with the state of Texas.

Pincock was the head athletic trainer and strength coach

at Snow College (Ephriam, Utah) for three years before returning to BYU in 1993. Following graduation from Ricks College (Rexburg, Idaho), Pincock earned a degree from BYU in 1990, where he was a three-time All-American power lifter.

Additional experience includes an internship in the NFL with the New York Giants in 1989 and the 1996 Olympic Games in Atlanta as a baseball athletic trainer. Pincock was the 2006 national powerlifting champion and American record holder. His hobbies include water and snow sports.

He and his wife, Cecilia, have a son Caleb (15) and a daughter Marisa (10).



Patty Ross

ASSISTANT TO MIKE LEACH/
DIRECTOR OF FINANCIAL OPERATIONS

Few, if any people, know as much about Red Raider football as Patty Ross does. After graduating from Western Texas College, Ross attended Texas Tech, where she has served the athletic department for the past 34 years.

By coordinating the many speaking engagements, charity outings, media interviews and the other demands surrounding Texas Tech football and a high-profile head coach, Ross keeps close tabs on head coach Mike Leach's schedule as well as overseeing many administrative duties for Red Raider Football. As Director of Financial Operations, she oversees all financial transactions for the football office, weight room, football training facility and the program. She also handles all accounting of camps, clinics and banquets.

Ross began her association with Texas Tech football during the Steve Sloan era. She has worked for six head coaches – Steve Sloan, Rex Dockery, Jerry Moore, David McWilliams, Spike Dykes and Mike Leach.

She and her husband, Jay, have three children, Ben, Haleigh and Heath, and a granddaughter, Rylin (5).



Bennie Wylie

HEAD STRENGTH AND CONDITIONING COACH

Bennie Wylie is in his fifth season at Texas Tech and second as the athletics department's head strength and conditioning coach.

Wylie's presence has been felt from the beginning and he has quickly established himself as one of the top strength coaches in the country. His training methods and dedication to the student-athletes has garnered national attention and has helped him earn the respect of those who work with him.

Prior to his appointment at Texas Tech, Wylie was an assistant strength and conditioning coach with the Dallas Cowboys for four seasons. He worked under Head Strength and Conditioning Coach Joe Juraszek (former head strength and conditioning for Texas Tech) and head rehab trainer Britt Brown helping implement rehabilitation for injured players.

In addition to working with the Cowboys, Wylie also spent the 2002 spring season heading the strength and conditioning program for the Dallas Desperados arena football team, a property of the Dallas Cowboys.

Wylie and his wife, Jennifer, are the proud parents of twin boys, Braden and Caden (3).



Mark Umstot Photography



Jennie Bailey

ADMINISTRATIVE SECRETARY

The 2008 season will mark Jennie Bailey's 23rd working with Texas Tech football.

She handles the many duties that go with helping nine assistant coaches, two graduate assistants, several student aides, managers, trainers and, of course, more than 100 football players.

Bailey is the right arm to all of the assistant coaches in preparing scouting reports, depth charts and daily practice plans. The recruiting duties keep her busy year round. Bailey maintains lengthy mailing lists and data bases, spends countless hours preparing for official visits and works closely with David Emerick in his duties.

She and her husband, Randy, have a son, Geoff.



Andrew Gamel

VIDEO COORDINATOR

Andrew Gamel rejoined the Texas Tech Sports Broadcasting staff in April of 2008. His duties include editing all of the in-house coaches' shows, including "Red Raider Football with Mike Leach" and serving as the lead editor for all of the athletic commercial production and video board elements used throughout the year. Gamel also assists in the Texas Tech Television Network's broadcasting of men's and women's basketball games and Red Raider baseball games that are televised.

A native of Lubbock, Gamel served as a student assistant in the sports broadcasting department for three years before joining the staff full time in 2005. He started in television production as a freshman at Lubbock High School. For four years he worked with LISD TV in all aspects of production, serving as a producer and director for the educational access station.

Gamel graduated from Texas Tech with a degree in general studies in May 2004.

Gamel is also responsible for the "Red Raider Basketball with Pat Knight" show and the "Red Raider Baseball with Dan Spencer."

Gamel and his wife Rachel were married in November 2008 and have one dog, Sassy.



Kameron Harless
ASSISTANT FOOTBALL EQUIPMENT
MANAGER

Kameron Harless enters his first season as assistant football equipment manager. Harless is responsible for assisting Zane Perry with the issuing of equipment, maintenance and proper fitting.

Harless also is responsible for the assistance of the issuing of all protective and workout apparel, preparation of team uniforms and practice and game clothing for all coaches, full-time staff and student support staffs. Harless also will assist with the ordering of Under Armour apparel, and ensuring the equipment is packed for home and away games. He will help oversee the student manager program and field and locker room set up for home and away games.

Harless is an Abilene, Texas, native and graduate of Cooper High School. He completed his undergraduate degree in exercise sport and sciences from Texas Tech in May 2009 and is currently pursuing a master's degree in interdisciplinary studies with an emphasis in athletic administration.

While in school at Tech, Harless was a four-year member of the student equipment staff for football and a graduate assistant in the spring 2009 semester. He also worked as an intern for the San Diego Chargers during the 2008 summer.



Kirk Heard
VIDEO COORDINATOR

Kirk Heard, Producer of "Red Raider Football with Mike Leach," is in his 10th year with Texas Tech. He also produces the weekly television shows for Red Raider basketball and baseball. Among his duties for Texas Tech football is the

production of a season long retrospective video used for recruiting. In addition, he produces highlight videos for special events, commercials for the marketing department and elements for the RaiderVision video board. He also assists other Texas Tech sports in their video production needs and works with the major TV networks to fulfill their various requests.

He wrote and directed the You Choose 2008 political parody spots for the Graham Harrell and Michael Crabtree Heisman Campaign efforts of the Texas Tech Media Relations Department. They received a Telly Award as a 2009 Online Video Bronze Winner in the Campaign-Promotional/Branding category.

A native of West Texas, Heard graduated from Texas Tech in 1999 with a degree in political science. As a student, he won several awards for writing and commercial production. After graduation Kirk worked as a Creative Services Director for KLBK & KAMC before joining the Tech staff in 2000. He resides in Lubbock with Carolina, the blue-eyed wonder mutt.



Jeff Jones
MANAGER, FOOTBALL TRAINING
FACILITY

Jeff Jones is in his second season as head manager for the Football Training Facility. He handles a variety of duties in football complex, including the oversight of the work on the FT

and the grass practice fields. He is responsible for making repairs and ordering supplies to keep the

building running. Jones also helps with communications for the coaches on game day.

Jones started in 1996 as a student manager for the program and later began working with the baseball team. He became an assistant after receiving a degree in exercise sport and sciences at Tech in 2003. He is a graduate of New Deal High School and lives in Lubbock.



Ty Linder
VIDEO GRADUATE ASSISTANT

Former Red Raider linebacker Ty Linder is in his second season as video graduate assistant on Mike Leach's staff.

Among Linder's responsibilities are assisting in breaking down game and practice film for the coaching staff.

A valuable asset to Texas Tech's special teams units during his career, Linder graduated in 2007 with a degree in business and is currently pursuing a master's in interdisciplinary studies. Linder and his wife, Kelly, reside in Lubbock.



Jacob Saye
COORDINATOR OF VIDEO OPERATIONS

Jacob Saye begins his ninth year as a member of the video operations staff at Texas Tech.

Saye's responsibilities encompass all video needs for the football program, including breakdown of opponent video, shooting practice drills and games, producing gameday highlight videos and overseeing a student staff.

While growing up in a military family, Saye spent two of his high school years in Germany, before returning to San Antonio for his junior and senior years. A graduate of San Antonio Community College, Saye has a bachelor's degree in radio, television and film.

Saye moved to Lubbock in 1996 from San Antonio and began working in news production as a photojournalist until joining Tech in 1999.

Saye and his wife, Jayce, reside in Lubbock with her son, Noah.



Jeremy Smith
COORDINATOR FOR VIDEO OPERATIONS

Jeremy Smith is in his fourth year as Coordinator for Video Operations with Texas Tech Sports Broadcasting.

During football season he is responsible for the production and duplication of game and practice tapes, shooting game highlights and

editing the Red Raider Replay. Additionally, he provides video support for volleyball, soccer, basketball and baseball.

Smith served as a student assistant in the Sports Broadcasting Department for one year before joining the staff full time.

A graduate of Quanah High School, Smith is pursuing a degree in photography from Texas Tech University.



Orlando Smith
ASSISTANT STRENGTH AND
CONDITIONING COACH

Orlando Smith brings a wealth of experience and knowledge to Texas Tech in his first season on the strength and conditioning staff.

Most recently, Smith served as an assistant strength coach at the

University of South Carolina since 2005, after spending two years at the University of Kansas in a similar role. Following graduation in 1999, Smith took a position as running backs coach and assistant strength coach at Thomas Moore College in Kentucky, before moving on

to his first Division I-A position at graduate assistant strength coach for football at the University of Minnesota.

Current strength and conditioning coach Bennie Wylie worked for Dallas Cowboys' strength and conditioning coach Joe Juraszek for four years before coming to Texas Tech as did current Kansas strength coach Chris Dawson, whom Smith worked under during the 2003-04 seasons.

A former all-conference running back for the University of Cincinnati in the late 1990s, Smith helped lead the Bearcats to the 1997 Humanitarian Bowl championship. He twice earned All-Conference USA honors. Smith graduated from UC in 1999 with a degree in criminal justice/psychology. While with the Minnesota program, he earned a master's degree in sport management in December 2002.



Aaron Uzzell
ASSISTANT STRENGTH AND
CONDITIONING COACH

Aaron Uzzell enters his 13th season as assistant strength coach at Texas Tech.

While working with the football program, Uzzell is responsible for implementing "Muscle Beach," a conditioning workout geared to aid in the reconditioning of Tech Football's injured student-athletes. He is a certified member of the Collegiate Strength & Conditioning Coaches Association (CSCC).

Uzzell also consults with area high schools concerning their strength and conditioning programs.

A 1992 graduate of Sanford Fritch High School, Uzzell received his bachelor's degree in exercise sport and sciences in 1997. He and his wife, Amy, reside in Lubbock, and have twin sons, Aiden and Archer (3).



Laura Vandergriff
ADMINISTRATIVE BUSINESS
ASSISTANT

Lifelong Lubbock resident Laura Vandergriff begins her fifth season with the Texas Tech Football office as an administrative business assistant to Patty Ross.

Hired in June 2005, Vandergriff's responsibilities include coordinating recruiting travel for the coaches, preparing and submitting expense reports for coaches' travel, assisting with all camps and clinics and various other tasks as assigned.

Vandergriff is a 1994 graduate of Frenship High School in Wolforth. She has two sons, Nixon (10) and Ethan (5).



2008
SEASON REVIEW



FOUR NAMED FIRST-TEAM ALL-AMERICANS

An unprecedented four players were named to various All-America first teams, including WR Michael Crabtree, who earned unanimous consensus All-America accolades for the second-straight season. QB Graham Harrell, OT Rylan Reed and OG Brandon Carter also received first-team recognition, while OG Louis Vasquez was a third-team pick and Darcel McBath was named honorable mention. To receive consensus All-America status, a player has to be named to the first team of five All-America teams recognized by the NCAA – The Sporting News, American Football Coaches Association, Associated Press, Football Writers Association of America and Walter Camp Football Foundation.

TOP BIG 12 PASS/RECEIVE TANDEMS

During the last two seasons, the Graham Harrell-to-Michael Crabtree connection occurred as often as the Lubbock-to-Dallas connection on Southwest airlines. The duo combined for a Big 12-record 41 touchdowns, including a league single-season record 22 in 2007. The All-Americans accounted for 13 multi-touchdown games in 26 overall appearances.

- 41 - Graham Harrell to Michael Crabtree, Texas Tech (2007-08)
- 31 - Josh Fields to Rashaun Woods, Oklahoma State (2001-03)
- 28 - Bret Meyer to Todd Blythe, Iowa State (2004-07)
- 23 - Jason White to Mark Clayton, Oklahoma (2001-04)



Arguably the most memorable season in Texas Tech Football history, the 2008 campaign propelled the Red Raiders into the national spotlight and further proved that Texas Tech is one of the nation's premier programs. A school-record 11 regular-season wins; a record seven Big 12 Conference wins; a three-time national coach of the year; a two-time Biletnikoff Award winner; the Johnny Unitas Golden Arm Award winner; an unprecedented four first-team All-Americans; two-straight wins over top 10 teams, including No. 1 Texas; and three straight appearances on ABC primetime – four ABC games overall. Additionally, the program welcomed ESPN College Gameday to campus for the first time and received media coverage unparalleled in the program's 85-year history. Two of Tech's top performers, QB Graham Harrell and WR Michael Crabtree, finished fourth and fifth, respectively, in Heisman Trophy balloting.

CRABTREE FIRST BILETNIKOFF REPEAT WINNER

Proving his redshirt freshman season of 2007 wasn't a fluke, WR Michael Crabtree continued his assault on opposing secondaries to the tune of 19 touchdowns and 1,165 yards in 2008 to earn his second straight Biletnikoff Award and become the first player in the award's history to win the coveted honor twice.



FOOTBALL HONORS

RB BARON BATCH

All-Big 12 Conference Honorable Mention
(Associated Press, coaches)

OG BRANDON CARTER (pictured below)

AFCA All-American (one team selected)
The Sporting News All-American (one team selected)
Associated Press All-America Second Team
All-Big 12 Conference First Team (Phil Steele, Fort Worth Star-Telegram)
All-Big 12 Conference Second Team (Houston Chronicle, Dallas Morning News)
All-Big 12 Conference Honorable Mention (coaches)

SS DANIEL CHARBONNET

All-Big 12 Conference First Team (Associated Press, Waco Herald-Tribune, Dallas Morning News, Houston Chronicle)
All-Big 12 Conference Second Team (coaches, Phil Steele, Fort Worth Star-Telegram)

WR MICHAEL CRABTREE

AFCA All-American (one team selected)
Walter Camp Football Foundation All-American (one team selected)
The Sporting News All-American (one team selected)
FWAA All-American (one team selected)
Associated Press All-America First Team
Unanimous Consensus All-American (second time)
Rivals.com First-Team All-American
Sports Illustrated All-America First Team
ESPN All-America First Team
Pro Football Weekly All-America First Team
Biletnikoff Award winner (second time)
Paul Warfield Award winner (second time)
All-America Sophomore First Team (CollegeFootballNews.com)
Heisman Trophy Finalist (fifth place)
All-Big 12 Conference First Team (unanimous)

DE MCKINNER DIXON

All-Big 12 Conference Third Team (Phil Steele)
All-Big 12 Conference Honorable Mention (Associated Press, coaches)

LB BRIAN DUNCAN

All-America Sophomore Honorable Mention (CollegeFootballNews)
All-Big 12 Conference Honorable Mention (Associated Press, coaches)

C STEPHEN HAMBY

All-Big 12 Conference Honorable Mention (Associated Press, coaches)

QB GRAHAM HARRELL

AFCA All-American (one team selected)
Sports Illustrated All-America Honorable Mention
Johnny Unitas Golden Arm Award recipient
Co-National Player of the Year (The Sporting News)
National Football Foundation Post-Graduate Scholarship (one of 15 – all divisions)
Draddy Award finalist (academic Heisman)
AT&T All-America Player of the Year
Heisman Trophy Finalist (fourth place)
Davey O'Brien National Quarterback Award finalist (one of three)
All-Big 12 Conference Third Team (Phil Steele)
All-Big 12 Conference Honorable Mention (Associated press, coaches)

FS DARCEL MCBATH

Sports Illustrated All-America Honorable Mention
All-Big 12 Conference First Team (Associated Press, coaches, Waco Herald-Tribune, Dallas Morning News, Fort Worth Star-Telegram, Houston Chronicle)
All-Big 12 Conference Second Team (Phil Steele)

PR ERIC MORRIS

All-Big 12 Conference Second Team (Fort Worth Star-Telegram)

OT RYLAN REED

Walter Camp Football Foundation All-American (one team selected)
Sports Illustrated All-America First Team
All-Big 12 Conference First Team (Associated Press, Dallas Morning News, Fort Worth Star-Telegram, Houston Chronicle)
All-Big 12 Conference Second Team (coaches, Waco Herald-Tribune)
All-Big 12 Conference Third Team (Phil Steele)

OG LOUIS VASQUEZ

Rivals.com Second-Team All-American
Associated Press All-America Third Team
Sports Illustrated All-America Honorable Mention
All-Big 12 Conference First Team (Waco Herald-Tribune)
All-Big 12 Conference Second Team (Associated Press, coaches)
All-Big 12 Conference Third Team (Phil Steele)

CB JAMAR WALL (bottom right)

All-Big 12 Conference Second Team (Fort Worth Star-Telegram)
All-Big 12 Conference Honorable Mention (Associated Press, coaches)

DE BRANDON WILLIAMS

Sports Illustrated All-America Honorable Mention
All-Big 12 Conference First Team (unanimous)

NT COLBY WHITLOCK

All-America Sophomore Second Team (CollegeFootballNews.com)
All-Big 12 Conference Honorable Mention (Associated Press, coaches)

LB MARLON WILLIAMS

All-Big 12 Conference Honorable Mention (coaches)

OT MARLON WINN

All-Big 12 Conference Honorable Mention (coaches)

RB SHANNON WOODS

All-Big 12 Conference Second Team (coaches, Phil Steele)

HEAD COACH MIKE LEACH

Fieldturf/Howie Long Division I-A Coach of the Year (presented at AFCA Convention)
George Munger College Coach of the Year
Woody Hayes National Coach of the Year
Paul "Bear" Bryant Coach of the Year Finalist
Liberty Mutual Coach of the Year Finalist
AFCA Region 4 Coach of the Year
Big 12 Conference Coach of the Year (Associated Press, Waco Herald-Tribune, Dallas Morning News, Fort Worth Star-Telegram, The Sporting News, Houston Chronicle)
Co-Big 12 Conference Coach of the Year (coaches)

FINAL RANKINGS – 2008

ASSOCIATED PRESS POLL

1. Florida	13-1
2. USC	12-1
3. Texas	12-1
4. Utah	13-0
5. Oklahoma	12-2
6. Alabama	12-2
7. TCU	11-2
8. Penn State	11-2
9. Oregon	10-3
10. Georgia	10-3
11. Ohio State	10-3
12. Texas Tech	11-2
13. Boise State	12-1
14. Virginia Tech	10-4
15. Mississippi	9-4
16. Missouri	10-4
17. Cincinnati	11-3
18. Oklahoma State	9-4
19. Oregon State	9-4
20. Iowa	9-4
21. BYU	10-3
22. Georgia Tech	9-4
23. Florida State	9-4
24. Michigan State	9-4
25. California	9-4

USA TODAY COACHES POLL

1. Florida	13-1
2. Utah	13-0
3. USC	12-1
4. Texas	12-1
5. Oklahoma	12-2
6. Alabama	12-2
7. TCU	11-2
8. Penn State	11-2
9. Ohio State	10-3
10. Oregon	10-3
11. Boise State	12-1
12. Texas Tech	11-2
13. Georgia	10-3
14. Mississippi	9-4
15. Virginia Tech	10-4
16. Oklahoma State	9-4
17. Cincinnati	11-3
18. Oregon State	9-4
19. Missouri	10-4
20. Iowa	9-4
21. Florida State	9-4
22. Georgia Tech	9-4
23. West Virginia	9-4
24. Michigan State	9-4
25. California	9-4





BOWL GAME APPEARANCES AND THE HOLIDAYS GO HAND-IN-HAND

The Red Raiders have been impressive under Mike Leach in the bowl season with nine consecutive appearances since Leach's inaugural season in 2000. The five wins since 2002 represent half of the bowl wins in the program's bowl history, which began with Tech's first bowl game at the 1937 Sun Bowl. The Red Raiders' five postseason wins are second in the Big 12 since the 2000 season.

BOWL WINS UNDER LEACH

Bowl	Opponent	Result
2008 Gator Bowl	(20) Virginia	Texas Tech 31, Virginia 28
2006 Insight Bowl	Minnesota	Texas Tech 44, Minnesota 41 (OT)
2004 Holiday Bowl	(4) California	Texas Tech 45, California 31
2003 Houston Bowl	Navy	Texas Tech 38, Navy 24
2002 Tangerine Bowl	Clemson	Texas Tech 55, Clemson 15

TEXAS TECH TRENDS

	2008	Leach Era
August-September	4-0	30-7
October	4-0	21-16
November	3-1	20-11
December-January	0-1	5-4

Texas Tech's Conference Record

At home	4-0	27-9
On the road	3-1	15-21
Neutral	0-0	0-0

Texas Tech's Non-Conference Record

At home	3-0	20-1
On the road	1-0	8-4
Neutral	0-0	6-3

Texas Tech's Record in Games...

Decided by 7 points or less	3-0	17-11
Decided by 3 points or less	0-0	7-6
Away during the day	3-0	17-16
Away at night	1-1	8-8
Home during the day	2-0	16-4
Home at night	5-0	30-7

Texas Tech's Record When Scoring...

Less than 20 points	0-0	2-17
20-29 points	0-1	8-12
30-39 points	4-1	20-5
40+ points	7-0	46-5

Texas Tech's Record When Allowing...

14 or fewer points	2-0	27-2
15-30 points	7-0	35-9
30+ points	2-2	16-30

Texas Tech's Record When...

Leading after the 1st quarter	8-0	49-4
Tied after the 1st quarter	1-0	11-5
Leading after the 2nd quarter	9-0	64-5
Leading after the 3rd quarter	10-0	67-4
Overtime	1-0	4-3
Trailing after the 1st quarter	3-2	17-30
Trailing after the 2nd quarter	2-2	11-32
Trailing after the 3rd quarter	1-2	8-34

Texas Tech's Record With...

Less than 300 yards total offense	0-0	1-6
400-499 yards total offense	2-2	16-10
500-599 yards total offense	4-0	26-5
600+ yards total offense	4-0	28-6
Less than 100 yards rushing	1-1	35-30
100+ yards rushing	10-1	41-9
Less than 200 yards passing	0-0	1-1
300-399 yards passing	2-2	19-15
400-499 yards passing	4-0	29-5
500+ yards passing	3-0	17-4

Texas Tech's Record When Allowing...

Less than 200 total yards	0-0	6-0
Less than 300 total yards	3-0	13-2
Less than 400 total yards	9-0	37-9
400+ yards total offense	2-2	30-28
Less than 100 yards rushing	5-0	25-1
100+ yards rushing	6-2	51-38
Less than 200 yards passing	5-0	42-20
Less than 300 yards passing	9-1	56-26
300+ yards passing	2-1	13-5

HARRELL RANKS SECOND IN NCAA HISTORY BOOKS

QB Graham Harrell totaled 15,793 career passing yards and ranks second all-time in NCAA history behind former Hawaii quarterback Timmy Chang. Harrell threw for 5,111 yards last season, making him the only player in NCAA history to throw for 5,000 yards in multiple seasons.

NCAA 5,000-Yard Passers

B.J. Symons, Texas Tech	5,833 in 2003
Colt Brennan, Hawaii	5,549 in 2006
Graham Harrell, Texas Tech	5,298 in 2007
Ty Detmer, BYU	5,188 in 1990
Graham Harrell, Texas Tech	5,111 in 2008
David Klingler, Houston	5,140 in 1990
Kliff Kingsbury, Texas Tech	5,017 in 2002

CRABTREE SETS SCHOOL YARDAGE STANDARD

WR Michael Crabtree set the school career receiving yardage record with 3,127 yards in just 26 career games. He broke the previous mark set by former Red Raider and current New England Patriot Wes Welker (2000-03). Additionally, Crabtree holds the top two spots on the Texas Tech career TD receptions list with 22 in 2007 and 19 last season.

BEST 12-GAME RECORD IN SCHOOL HISTORY

In 2008, Texas Tech won 11 games in a regular season for the first time during its 84-year history. The program has won 10 five times – 1932, 1938, 1953, 1973, 1976 and this season. The 1938 team is the only squad to finish the regular season undefeated.

TECH SETS CONFERENCE WINS RECORD

Texas Tech's 7-1 conference record last season ties the most wins in conference in school history – the 1976 also posted a 7-1 league mark.

TECH PASS BLOCK KEEPING QB UPRIGHT

After throwing 662 passes as an offensive unit last season, one would think in addition to the QB's arm, his rear end might be sore as well. Let's face it; the odds of getting sacked in a passing offense are greatly improved with each attempt. Not in Texas Tech's case. The Red Raider offensive line yielded only 13 sacks or one sack per every 50.9 pass attempts. That total ranked second nationally. What makes Texas Tech's numbers more impressive is the fact the offense has threw 128 more passes than the national leader. The O-line is currently in its best three-year run under Mike Leach, having yielded just 48 sacks since the start of the 2006 season.

STRIKING QUICK AND OFTEN

Texas Tech recorded consecutive scoring drives of five or more four times last season – seven each against

RELOADING ON THE OFFENSIVE LINE

Texas Tech boasted one of the most talented offensive lines in the country last season as evidenced by two first-team All-Americans (OT Rylan Reed and OG Brandon Carter) and a third-team All-American (Louis Vasquez). This year's talent mirrors that of last year's – and could be better.

TEXAS TECH'S FRONT FIVE

RT Marlon Winn, Sr.	6-6, 287
RG Mickey Okafor, So.	6-7, 319
C Shawn Byrnes, Sr.	6-4, 307
LG Brandon Carter, Sr.	6-7, 344
LT Terry McDaniel, RS-Fr.	6-7, 335

Kansas State and Oklahoma State, six against UMass and five against Kansas. The six scoring drives against UMass went unanswered, while Tech twice scored 21 unanswered points against Oklahoma State. The Red Raiders' six scores against UMass took only 16:17 off the clock, while Tech used 15:12 in the five scoring drives at Kansas.

RED RAIDERS AMONG TOP 20 IN WINS

Since the start of the 2003 season, Texas Tech has posted 53 wins and is 16th nationally. Texas Tech also ranks eighth nationally in home winning percentage since the start of the 2003 season. The Red Raiders are 33-5 during that span with an 86.8 winning percentage.

TEAM SETS SCHOOL SCORING MARK

Texas Tech scored 569 points in its 13 games last season, averaging a school-record 43.8 points per game. The number shattered the school record of 552, set in 2003. Texas Tech scored less than 35 points only twice last season and recorded four 50+ games.

DEFENSE GRABS MOST PICKS SINCE 2001

Texas Tech grabbed 18 interceptions last season, matching the high total under Leach set in 2001. Additionally, the ratio of opponent touchdown passes to interceptions narrowed dramatically from the previous two seasons.

RED RAIDERS' 10-0 MARK WAS FIRST IN 70 YEARS

The 2008 Texas Tech Red Raiders accomplished something that had not been done here in 70 years – started a season 10-0. For the first time since 1938, the Red Raiders stood at 10-0 during a season and boasted a 6-0 record in conference play. Texas Tech also reached the 10-win mark for the first time since the 1976 season.

WE DON'T LOSE AT TEXAS TECH

For the 16th year in a row, Texas Tech enjoyed the fact that it did not post a losing record at season's end. The Red Raiders' win at Texas A&M on Oct. 18 gave the Tech program its seventh win of the season with five regular-season games remaining to play and a bowl game. Texas Tech entered the season ranked fourth nationally with 15-straight non-losing seasons and sealed up another last year. Only two other programs nationally have more consecutive non-losing seasons.

RED RAIDERS PICK UP NATIONAL HONOR

Texas Tech was named the Tostitos Fiesta Bowl National Team of the Week after its 39-33 win over No. 1 Texas.





HIGH LEVEL OF PRODUCTION

Texas Tech's offense did a complete 180 when Mike Leach took over as head coach in 2000. Once a powerful rushing machine that produced two Doak Walker Award winners in the '90s, the offense has become one of the nation's most prolific passing units in the last nine seasons. Leading the charge has been a group of quarterbacks that has consistently been among the national leaders in nearly every passing category year-in and year-out.

QUARTERBACKS YEAR-BY-YEAR UNDER LEACH

YEAR	PLAYER	YARDS	YPG	TDS	NOTES
2000	Kliff Kingsbury	3,418 yds	284.3 ypg	21 TD	National leader
2001	Kliff Kingsbury	3,502 yds	318.4 ypg	25 TD	National leader
2002	Kliff Kingsbury	5,017 yds	358.4 ypg	45 TD	National leader/Sammy Baugh Trophy
2003	B.J. Symons	5,833 yds	448.7 ypg	52 TD	NCAA Record/Sammy Baugh Trophy
2004	Sonny Cumbie	4,742 yds	395.2 ypg	32 TD	National leader
2005	Cody Hodges	4,238 yds	353.2 ypg	31 TD	National leader
2006	Graham Harrell	4,555 yds	350.4 ypg	38 TD	Third nationally
2007	Graham Harrell	5,705 yds	438.8 ypg	48 TD	National leader/Sammy Baugh Trophy
2008	Graham Harrell	5,111 yds	393.2 ypg	45 TD	National leader/Johnny Unitas Award

NARROWING THE GAP

If you do a double-take when looking at the stats, don't worry, they're correct. Texas Tech's running game closed the gap between its TD production and that of the passing game. The ground attack accounted for 28 touchdowns, while the passing game accounted for 47 through the air.

Pass TDs to Rush TDs (Last Three Seasons)

2008 - 47-to-28	+23
2007 - 51-to-18	+31
2006 - 39-to-13	+26

OPPONENTS' RUSHING NOT SO SUCCESSFUL

Thanks to a full allotment of bodies on the defensive line rotation, opposing teams' running games faced a difficult challenge. The Red Raiders held the opposition to 140.4 yards per game, which ranked 45th nationally, compared to 2007's rush defense that finished the season 82nd nationally and allowed 177.0 yards per game.

MCBATH, CHARBONNET AMONG THE TOP 10

Darcel McBeth and Daniel Charbonnet set a new standard for the safety position at Texas Tech. The duo combined for 12 picks last season, which led the country for a secondary tandem.

DUNCAN LEADING THE CHARGE IN THE MIDDLE

Tech's linebackers were active last season as middle backer Brian Duncan led the team with 94 tackles. Duncan grabbed Tech's first interception of the year on the first play of the season against Eastern Washington and nabbed his second in the regular-season finale against Baylor.

RED RAIDERS STEADY IN SCORING STREAK

The run began with a 16-13 win over Texas A&M on Oct. 25, 1997, a week after dropping a 29-0 decision to then-No. 2 Nebraska. During its current run, the Red Raiders have scored 10+ points in all but five games.

Longest Texas Tech Scoring Streaks

- ▶▶ 143 games - Began 10/25/97 with 16-13 win over Texas A&M in Lubbock (current)
- ▶▶ 106 games - Began 10/17/87 with 59-7 win over Rice; ended 12/29/96 with 27-0 loss to Iowa

LEACH SEVEN WINS AWAY

With the program's seventh win in 2009, Mike Leach will become the winningest coach in school history with 83 wins. The 10th-year head coach enters the season with 76 wins, tied second all-time with legendary coach Pete Cawthon (1930-40). Spike Dykes (1986-99) holds the current mark with 82 wins.

COACH	Record	Season
Spike Dykes	82-67-1	1986-99 (13)
Pete Cawthon	76-32-6	1930-40 (11)
Mike Leach	76-39-0	2000-08 (9)

BUILD IT AND THEY WILL COME

One result behind Mike Leach's construction of one of the nation's most powerful offensive attacks is increased attendance. Prior to his arrival in 2000, the season record for average attendance was 46,083 set during the 1979 season. In Leach's second season at Tech in 2001, Tech set a school mark of 46,101. The program topped the mark in 2003 (49,608) and again in 2004 (52,823). The mark in 2004 reflected a 101 percent capacity for the stadium. Tech averaged 53,625 last season. During the previous eight seasons, Tech averaged 48,454 in attendance, compared to 38,266 in the six seasons prior to that (1994-99).

Top Seasons

2008 - 53,625
2004 - 52,823
2007 - 51,911
2005 - 50,972
2006 - 50,874

Top Games

56,333 vs. Texas (2008)
56,168 vs. Texas (2006)
55,755 vs. Texas A&M (2005)
55,663 vs. Oklahoma State (2008)
55,491 vs. Texas A&M (2007)

DEFENSE AMONG LEAGUE'S TOP FOUR

Texas Tech finished last season with the Big 12 Conference's fourth-ranked defensive unit, the second-highest a Red Raider defense has been at the conclusion of the regular season under Mike Leach (third in 2007).

SACK BY COMMITTEE

Texas Tech tied third in the Big 12 Conference with 34 sacks last season. Outside of DE Brandon Williams' team-leading 12 quarterback stops, nine different Red Raiders accounted for the remaining 22 sacks, and four of the remaining nine players had more than one.

OFFENSE AVOIDS THREE AND OUT

Anytime a team averages 43.8 points per game, it's safe to say that the offense is operating efficiently. That statement held true for the Texas Tech offense that also racked up 6,903 total yards and 358 first downs during the season. What might speak more to the offense's productivity, though, is the fact that the Red Raider attack had only nine drives stall after three plays in 2008.

QUICK PASSING NOTE

Texas Tech quarterbacks have thrown for 44,637 yards during the Mike Leach tenure - or 25.4 miles. The offense also has accounted for 356 passing scores since 2000 as compared to the 232 thrown the previous 20 seasons.



OVERALL: WON 11, LOST 2; BIG 12: WON 7, LOST 1

DATE	OPPONENT	TT	OPP	ATTEND	BIG 12	OVERALL
Aug. 30	Eastern Washington	49	24	49,887	0-0	1-0
Sept. 6	at Nevada	35	19	24,453	0-0	2-0
Sept. 13	SMU	43	7	53,383	0-0	3-0
Sept. 20	Massachusetts	56	14	53,190	0-0	4-0
Oct. 4	*at Kansas State	58	28	43,614	1-0	5-0
Oct. 11	*Nebraska	(ot) 37	31	53,449	2-0	6-0
Oct. 18	*at Texas A&M	43	25	86,012	3-0	7-0
Oct. 25	*at (19) Kansas	63	21	50,125	4-0	8-0
Nov. 1	*(1) Texas	39	33	56,333	5-0	9-0
Nov. 8	*(8) Oklahoma State	56	20	55,663	6-0	10-0
Nov. 22	*at (5) Oklahoma	21	65	85,646	6-1	10-1
Nov. 29	*Baylor	35	28	53,470	7-1	11-1
Jan. 2	vs. Mississippi (Cotton Bowl)	34	47	88,175	7-1	11-2

*Big 12 Conference game


TEAM STATISTICS	Texas Tech	Opponent
SCORING	569	362
Points Per Game	43.8	27.8
FIRST DOWNS	358	282
Rushing	105	121
Passing	236	144
Penalty	17	17
RUSHING YARDAGE	1532	1825
Yards gained rushing	1693	2144
Yards lost rushing	161	319
Rushing Attempts	317	457
Average Per Rush	4.8	4.0
Average Per Game	117.8	140.4
TDs Rushing	28	23
PASSING YARDAGE	5371	3149
Att-Comp-Int	662-465-10	434-275-18
Average Per Catch	11.6	11.5
Average Per Game	413.2	242.2
TDs Passing	47	19
TOTAL OFFENSE	6903	4974
Total Plays	979	891
Average Per Play	7.1	5.6
Average Per Game	531.0	382.6
KICK RETURNS: #-Yards	45-999	71-1491
PUNT RETURNS: #-Yards	28-283	14-167
INT RETURNS: #-Yards	18-179	10-197
KICK RETURN AVERAGE	22.2	21.0
PUNT RETURN AVERAGE	10.1	11.9
FUMBLES-LOST	19-11	15-11
PENALTIES-Yards	95-783	80-646
Average Per Game	60.2	49.7
PUNTS-Yards	26-927	47-2013
Average Per Punt	35.7	42.8
Net punt average	29.2	36.0
TIME OF POSSESSION/Game	30:17	29:39
3RD-DOWN Conversions	92/169	64/162
3rd-Down Pct	54%	40%
4TH-DOWN Conversions	17/26	14/27
4th-Down Pct	65%	52%
SACKS BY-Yards	34-199	13-113
TOUCHDOWNS SCORED	79	46
FIELD GOALS-ATTEMPTS	7-13	13-19
RED-ZONE SCORES	65-75 87%	41-53 77%
RED-ZONE TOUCHDOWNS	58-75 77%	31-53 58%
PAT-ATTEMPTS	70-76 92%	41-43 95%
ATTENDANCE	375375	289850
Games/Avg Per Game	7/53625	5/57970

SCORE BY QUARTERS	1st	2nd	3rd	4th	OT	Total
Texas Tech	153	155	122	133	6	569
Opponents	75	123	76	88	0	362

PASSING	GP	Eff	Comp-Att-Int	Pct	Yds	TD	Long	Avg/G
Harrell, Graham	13	160.04	442-626-9	70.6	5111	45	82	393.2
Potts, Taylor	10	137.33	23-36-1	63.9	260	2	27	26.0
TEXAS TECH	13	158.80	465-662-10	70.2	5371	47	82	413.2
Opponents	13	130.46	275-434-18	63.4	3149	19	91	242.2

RUSHING	GP	Att	Gain	Loss	Net	Avg	TD	Long	Avg/G
Batch, Baron	13	113	771	13	758	6.7	7	49	58.3
Woods, Shannon	13	141	728	12	716	5.1	12	38	55.1
Morris, Eric	13	6	34	0	34	5.7	2	13	2.6
Crawford, Aaron	2	8	26	0	26	3.2	1	8	13.0
Britton, Edward	13	3	11	1	10	3.3	0	9	0.8
Griffin, J.J.	2	2	5	1	4	2.0	0	5	2.0
Crabtree, M.	13	2	5	4	1	0.5	0	3	0.1
TEAM	3	1	0	2	-2	-2.0	0	0	-0.7
Harrell, Graham	13	41	113	128	-15	-0.4	6	44	-1.2
TEXAS TECH	13	317	1693	161	1532	4.8	28	49	117.8
Opponents	13	457	2144	319	1825	4.0	23	47	140.4

RECEIVING	GP	No.	Yds	Avg	TD	Long	Avg/G
Crabtree, M.	13	97	1165	12.0	19	82	89.6
Lewis, Detron	13	76	913	12.0	3	76	70.2
Morris, Eric	13	74	771	10.4	9	44	59.3
Swindall, T.	13	46	561	12.2	2	37	43.2
Batch, Baron	13	45	449	10.0	1	42	34.5
Woods, Shannon	13	36	397	11.0	2	45	30.5
Britton, Edward	13	35	577	16.5	6	56	44.4
Leong, Lyle	12	18	206	11.4	3	32	17.2
James, Adam	13	15	159	10.6	1	22	12.2
Walker, Todd	11	7	37	5.3	0	11	3.4
Franks, Jacoby	11	6	58	9.7	0	14	5.3
Hawk, Rashad	6	5	65	13.0	0	27	10.8
Crawford, Aaron	2	2	1	0.5	0	5	0.5
Brinker, Brik	1	1	5	5.0	0	5	5.0
Hale, Ryan	13	1	4	4.0	1	4	0.3
Hamby, Stephen	13	1	3	3.0	0	3	0.2
TEXAS TECH	13	465	5371	11.6	47	82	413.2
Opponents	13	275	3149	11.5	19	91	242.2



Baron Batch

2008 SEASON REVIEW

TOTAL OFFENSE	GP	Plays	Rush	Pass	Total	Avg/G
Harrell, Graham	13	667	-15	5111	5096	392.0
Batch, Baron	13	113	758	0	758	58.3
Woods, Shannon	13	141	716	0	716	55.1
Potts, Taylor	10	36	0	260	260	26.0
Morris, Eric	13	6	34	0	34	2.6
Crawford, Aaron	2	8	26	0	26	13.0
Britton, Edward	13	3	10	0	10	0.8
Griffin, J.J.	2	2	4	0	4	2.0
Crabtree, M.	13	2	1	0	1	0.1
TEAM	3	1	-2	0	-2	-0.7
TEXAS TECH	13	979	1532	5371	6903	531.0
Opponents	13	891	1825	3149	4974	382.6

KICK RETURNS	No.	Yds	Avg	TD	Long
Wall, Jamar	20	477	23.9	0	43
Lewis, Detron	8	202	25.2	0	29
Moore, LaRon	7	148	21.1	0	39
Hale, Ryan	3	52	17.3	0	19
Britton, Edward	3	49	16.3	0	21
Rowland, Jordy	1	0	0.0	0	0
Crabtree, M.	1	50	50.0	0	50
Charbonnet, T.	1	21	21.0	0	21
Riley, Sandy	1	0	0.0	0	0
TEXAS TECH	45	999	22.2	0	50
Opponents	71	1491	21.0	0	69

PUNT RETURNS	No.	Yds	Avg	TD	Long
Morris, Eric	26	275	10.6	1	86
Fuller, Lance	1	8	8.0	0	0
Wall, Jamar	1	0	0.0	0	0
TEXAS TECH	28	283	10.1	1	86
Opponents	14	167	11.9	2	54

INTERCEPTIONS	No.	Yds	Avg	TD	Long
McBath, Darcel	7	97	13.9	2	45
Charbonnet, D.	5	47	9.4	1	18
Wall, Jamar	2	21	10.5	0	21
Duncan, Brian	2	2	1.0	0	2
Jones, Richard	1	0	0.0	0	0
Henley, Rajon	1	12	12.0	0	12
TEXAS TECH	18	179	9.9	3	45
Opponents	10	197	19.7	1	65

FUMBLE RETURNS	No.	Yds	Avg	TD	Long
Williams, M.	1	11	11.0	0	11
TEXAS TECH	1	11	11.0	0	11
Opponents	2	106	53.0	1	53

FIELD GOALS	FGM-FGA	Pct	01-19	20-29	30-39	40-49	50-99	Lg	Blk
Carona, Donnie	4-9	44.4	0-0	1-2	2-2	1-5	0-0	42	2
Fowler, Cory	1-1	100.0	0-0	1-1	0-0	0-0	0-0	25	0
Williams, Matt	2-3	66.7	0-0	1-1	1-1	0-1	0-0	31	1

FG SEQUENCE	Texas Tech	OPPONENTS
Eastern Washington	44,47	(55),47
Nevada	28	(27),42,(26),(43),(31),44
SMU	(35),44	-
Massachusetts	-	-
Kansas State	(31)	-
Nebraska	(26)	53,(21)
Texas A&M	(25)	(46),(28),(18)
Kansas	43	-
#1 Texas	(29),(31),42,(42)	(43),(25)
#8 Oklahoma State	-	-
#5 Oklahoma	-	(33)
Baylor	-	29
Ole Miss	-	(27),30

Numbers in parentheses indicate field goal was made

ALL PURPOSE	GP	Rush	Rec	PR	KOR	IR	Tot	Avg/G
Crabtree, M.	13	1	1165	0	50	0	1216	93.5
Batch, Baron	13	758	449	0	0	0	1207	92.8
Lewis, Detron	13	0	913	0	202	0	1115	85.8
Woods, Shannon	13	716	397	0	0	0	1113	85.6
Morris, Eric	13	34	771	275	0	0	1080	83.1
Britton, Edward	13	10	577	0	49	0	636	48.9
Swindall, T.	13	0	561	0	0	0	561	43.2
Wall, Jamar	13	0	0	0	477	21	498	38.3
Leong, Lyle	12	0	206	0	0	0	206	17.2
James, Adam	13	0	159	0	0	0	159	12.2
Moore, LaRon	12	0	0	0	148	0	148	12.3
McBath, Darcel	13	0	0	0	0	97	97	7.5
Hawk, Rashad	6	0	65	0	0	0	65	10.8
Franks, Jacoby	11	0	58	0	0	0	58	5.3
Hale, Ryan	13	0	4	0	52	0	56	4.3
Charbonnet, D.	12	0	0	0	0	47	47	3.9
Walker, Todd	11	0	37	0	0	0	37	3.4
Crawford, Aaron	2	26	1	0	0	0	27	13.5
Charbonnet, T.	12	0	0	0	21	0	21	1.8
Henley, Rajon	10	0	0	0	0	12	12	1.2
Fuller, Lance	13	0	0	8	0	0	8	0.6
Brinker, Brik	1	0	5	0	0	0	5	5.0
Griffin, J.J.	2	4	0	0	0	0	4	2.0
Hamby, Stephen	13	0	3	0	0	0	3	0.2
Duncan, Brian	13	0	0	0	0	2	2	0.2
TEAM	3	-2	0	0	0	0	-2	-0.7
Harrell, Graham	13	-15	0	0	0	0	-15	-1.2
TEXAS TECH	13	1532	5371	283	999	179	8364	643.4
Opponents	13	1825	3149	167	1491	197	6829	525.3

SCORING	TD	FGs	Kick	Rush	Rcv	Pass	DXP	Saf	Points	PATs	
										1-19	20-29
Crabtree, M.	19	0-0	0-0	0-0	0	0-0	0	0	114		
Woods, Shannon	14	0-0	0-0	0-0	0	0-0	0	0	84		
Morris, Eric	12	0-0	0-0	0-0	0	0-0	0	0	72		
Batch, Baron	8	0-0	0-0	0-0	0	0-0	0	0	48		
Carona, Donnie	0	4-9	33-37	0-0	0	0-0	0	0	45		
Williams, Matt	0	2-3	33-33	0-0	0	0-0	0	0	39		
Harrell, Graham	6	0-0	0-0	0-0	0	1-3	0	0	36		
Britton, Edward	6	0-0	0-0	0-0	0	0-0	0	0	36		
Lewis, Detron	3	0-0	0-0	0-0	1	0-0	0	0	20		
Leong, Lyle	3	0-0	0-0	0-0	0	0-0	0	0	18		
McBath, Darcel	2	0-0	0-0	0-0	0	0-0	0	0	12		
Swindall, T.	2	0-0	0-0	0-0	0	0-0	0	0	12		
Fowler, Cory	0	1-1	4-6	0-0	0	0-0	0	0	7		
Charbonnet, D.	1	0-0	0-0	0-0	0	0-0	0	0	6		
Hale, Ryan	1	0-0	0-0	0-0	0	0-0	0	0	6		
Crawford, Aaron	1	0-0	0-0	0-0	0	0-0	0	0	6		
James, Adam	1	0-0	0-0	0-0	0	0-0	0	0	6		
Whitlock, Colby	0	0-0	0-0	0-0	0	0-0	0	1	2		
TEXAS TECH	79	7-13	70-76	0-0	1	1-3	0	1	569		
Opponents	46	13-19	41-43	0-1	1	1-2	1	1	362		

PUNTING	No.	Yds	Avg	Long	TB	FC	I20	Blkd
LaCour, J.	25	927	37.1	53	0	5	11	1
TEAM	1	0	0.0	0	0	0	0	0
TEXAS TECH	26	927	35.7	53	0	5	11	1
Opponents	47	2013	42.8	71	2	0	14	1

KICKOFFS	No.	Yds	Avg	TB	OB	Retn	Net	YdLn
Carona, Donnie	96	6361	66.3	26	0			
TEXAS TECH	96	6361	66.3	26	0	1491	45.3	24
Opponents	69	4265	61.8	16	2	999	42.7	27

DEFENSIVE LEADERS	GP	Tackles			TFL/Yds	Sacks No-Yards	Pass Def		Fumbles			Blkd	
		Solo	Ast	Total			Int-Yds	BrUp	QBH	Rcv-Yds	FF	Kick	Saf
57 Duncan, Brian	13	61	33	94	2.5-5	0.5-2	2-2	6	.	.	1	.	.
7 McBath, Darcel	13	55	20	75	.	.	7-97	7	.	.	1	.	.
39 Williams, M.	13	50	23	73	4.5-21	3.0-16	.	2	.	1-11	1	.	.
20 Bird, Bront	13	45	19	64	4.0-30	1.0-10	.	2	.	1-0	.	.	.
3 Wall, Jamar	13	45	17	62	1.0-1	.	2-21	11
10 Charbonnet, D.	12	40	20	60	3.0-24	.	5-47	6	.	4-0	2	.	.
93 Whitlock, Colby	13	26	13	39	5.5-16	1.0-8	.	1	1	.	.	1	1
23 Hines, Anthony	13	26	9	35	.	.	.	4	.	.	1	.	.
43 Dixon, McKinner	13	27	6	33	11.0-54	9.0-47	.	1	3	1-0	.	.	.
38 Rowland, Jordy	13	27	5	32	2.0-3	1.0-2	.	3
33 Nickerson, B.	13	22	5	27	0.5-0	.	.	2
99 Jones, Richard	13	20	6	26	0.5-1	.	1-0	.	1	1-0	.	.	.
84 Williams, B.	13	21	4	25	15.5-123	13.0-104	.	3	1	.	4	.	.
52 Hunter, Victor	13	14	9	23	1.0-1
21 Reed, L.A.	10	15	4	19	.	.	.	3
26 Mitchem, F.	13	9	7	16	2	.	.
98 Ratliff, Jake	13	5	9	14	2.0-4	0.5-1
29 Charbonnet, T.	12	12	1	13	1-0	.	1	.
34 Flannel, Jared	12	9	3	12
46 Riley, Sandy	13	8	3	11	2.0-10	.	.	.	1
13 Howard, Julius	13	4	6	10	1-0	.	.	.
28 Moore, LaRon	12	6	4	10	.	.	.	1
91 Henley, Rajon	10	6	4	10	1.5-4	1.5-4	1-12	1
24 Fuller, Lance	13	5	4	9	1	.
53 Howard, Daniel	13	7	1	8	3.0-23	3.0-23
90 Sesay, Brandon	11	6	2	8
30 Dewhurst, Brett	12	5	2	7
49 Carona, Donnie	13	6	1	7
94 Perry, Chris	8	6	1	7	1.0-4	1.0-4
22 Sanders, DeShon	13	4	2	6
35 Collier, Blake	3	3	1	4
8 Franks, Jacoby	11	3	1	4
92 Sharpe, Brandon	10	2	1	3	.	.	.	2
41 Fehoko, Sam	3	3	.	3	2.0-3
65 Vasquez, Louis	11	2	.	2
76 Carter, Brandon	13	2	.	2
1 Bunton, Marcus	6	.	2	2	0.5-2	0.5-2
45 Sonier, Tyrone	4	1	1	2
31 Richardson, P.	3	2	.	2
17 Lewis, Detron	13	1	.	1
47 Hale, Ryan	13	.	1	1
2 Woods, Shannon	13	.	1	1
9 LaCour, J.	12	.	1	1
51 Byrnes, Shawn	6	1	.	1
27 Britton, Edward	13	1	.	1
71 Hamby, Stephen	13	.	1	1
19 Leong, Lyle	12	1	.	1
40 Stone, Nathan	2	1	.	1
TEXAS TECH	13	615	253	868	63-329	34-199	18-179	55	7	10-11	12	3	1
Opponents	13	-	-	-	-	13-113	10-197	52	9	11-106	9	9	1



INDIVIDUAL OFFENSIVE GAME-BY-GAME STATISTICS

RUSHING (Attempts-Yards/TD)

	EWU	NEV	SMU	UMASS	KSU	NEB	A&M	KAN	UT	OSU	OU	BU	UM
Batch	5-40/1	6-47/0	10-98/1	11-55/0	9-68/1	10-97/0	13-87/1	7-46/0	10-51/1	11-79/0	8-47/0	10-28/2	2-17/0
Britton	1-9/0	0-0/0	0-0/0	0-0/0	0-0/0	1-2/0	0-0/0	0-0/0	0-0/0	0-0/0	1-(-1)/0	0-0/0	0-0/0
Crabtree	0-0/0	0-0/0	1-3/0	0-0/0	0-0/0	0-0/0	0-0/0	0-0/0	0-0/0	0-0/0	1-(-2)/0	0-0/0	0-0/0
Griffin	DNP	DNP	DNP	1-5/0	DNP	DNP	DNP	1-(-1)/0	DNP	DNP	DNP	DNP	DNP
Harrell	2-2/1	2-(-2)/0	3-(-7)/0	1-1/1	1-1/1	1-1/1	3-4/2	7-14/1	3-(-17)/0	5-(-2)/0	4-(-38)/0	3-(-15)/0	6-43/0
Morris	1-4/0	2-19/1	0-0/0	2-10/0	0-0/0	1-1/1	0-0/0	0-0/0	0-0/0	0-0/0	0-0/0	0-0/0	0-0/0
Woods	13-37/2	7-45/2	13-86/0	10-108/3	18-70/0	10-36/1	7-20/0	14-79/2	15-71/0	9-36/1	8-39/0	11-43/1	6-46/0

RECEIVING (Receptions-Yards/TD)

	EWU	NEV	SMU	UMASS	KSU	NEB	A&M	KAN	UT	OSU	OU	BU	UM
Batch	1-10/0	1-11/0	5-71/0	5-68/0	3-29/0	3-53/0	3-8/1	3-71/0	3-3/0	5-50/0	5-32/0	6-36/0	2-7/0
Britton	4-24/1	1-13/0	3-29/1	1-21/0	2-14/0	2-67/0	4-48/0	3-106/1	7-139/0	2-21/1	0-0/0	1-8/0	5-87/2
Crabtree	9-73/1	7-158/1	8-164/3	5-62/1	9-107/2	5-89/2	8-71/2	9-70/2	10-127/1	8-89/3	6-61/0	9-63/0	4-30/1
Franks	DNP	DNP	0-0/0	0-0/0	2-15/0	0-0/0	1-13/0	2-19/0	0-0/0	1-11/0	0-0/0	0-0/0	0-0/0
Hale	0-0/0	0-0/0	0-0/0	0-0/0	1-4/1	0-0/0	0-0/0	0-0/0	0-0/0	0-0/0	0-0/0	0-0/0	0-0/0
Hawk	0-0/0	0-0/0	4-44/0	1-21/0	0-0/0	DNP	0-0/0	0-0/0	DNP	DNP	DNP	DNP	DNP
James	1-9/0	0-0/0	1-16/0	3-22/0	4-36/0	0-0/0	0-0/0	2-15/1	1-12/0	0-0/0	1-22/0	2-27/0	0-0/0
Leong	1-32/0	0-0/0	DNP	1-9/0	3-23/3	1-5/0	1-13/0	1-12/0	3-28/0	3-36/0	2-27/0	1-14/0	1-7/0
Lewis	9-163/0	3-46/0	5-87/1	4-30/0	6-71/0	4-47/0	9-92/0	5-43/0	5-58/0	7-93/0	5-71/1	9-68/1	5-44/0
Morris	9-164/0	2-8/0	5-25/0	3-32/2	7-98/0	2-16/0	7-70/0	7-39/2	4-46/1	10-97/1	4-60/1	4-27/1	10-89/1
Swindall	5-45/0	3-54/0	4-31/0	3-35/1	4-65/0	1-6/0	7-101/0	4-33/0	2-52/0	3-34/0	4-50/1	2-22/0	4-33/0
Walker	0-0/0	0-0/0	0-0/0	2-6/0	0-0/0	DNP	DNP	1-5-0	0-0/0	1-8/0	1-3/0	2-15/0	0-0/0
Woods	2-15/0	1-4/0	2-46/0	3-53/0	1-28/0	2-1/0	4-34/0	0-0/0	1-9/0	5-77/2	5-34/0	5-29/0	5-67/0

PASSING (Completions-Attempts-Interceptions-Yards/TD)

	EWU	NEV	SMU	UMASS	KSU	NEB	A&M	KAN	UT	OSU	OU	BU	UM
Harrell	43-58-1-536/2	19-46-2-297/1	31-48-0-418/5	27-34-0-322/4	38-51-0-454/6	20-25-0-284/2	44-56-2-450/3	34-42-0-386/5	36-53-0-474/2	40-40-0-456/6	33-55-1-361/3	41-50-1-309/2	36-58-2-364/4
Potts	DNP	DNP	6-7-0-95/0	4-9-0-37/0	4-9-1-36/0	DNP	DNP	4-6-0-32/1	DNP	5-5-0-60/1	DNP	DNP	DNP

FIELD GOALS (MADE, Missed, BLOCKED)

	EWU	NEV	SMU	UMASS	KSU	NEB	A&M	KAN	UT	OSU	OU	BU	UM
Carona	44, 47	28	35, 44	--	31	26	25	43	42	--	--	--	--
Williams	DNP	DNP	DNP	DNP	DNP	DNP	DNP	--	29, 31, 42	--	--	--	--

PUNTING (Number-Average/Inside the 20)

	EWU	NEV	SMU	UMASS	KSU	NEB	A&M	KAN	UT	OSU	OU	BU	UM
LaCour	2-43.5/1	3-34.0/1	2-40.5/2	2-33.0/1	1-0.0/0	2-41.5/1	1-32.0/0	1-40.0/1	4-34.5/2	--	4-33.5/1	--	4-41.0/1



INDIVIDUAL DEFENSIVE GAME-BY-GAME STATISTICS

TACKLES (Unassisted-Assisted-Total)

	EWU	NEV	SMU	UMASS	KSU	NEB	A&M	KAN	UT	OSU	OU	BU	UM
Bird	5-0-5	12-2-14	0-1-1	1-0-1	2-2-4	5-0-5	0-1-1	7-3-10	0-0-0	3-1-4	6-5-11	2-0-2	2-4-6
Charbonnet, D.	3-2-5	3-3-6	2-0-2	5-1-6	5-3-8	9-0-9	1-4-5	1-2-3	3-1-4	3-2-5	0-1-1	DNP	4-2-6
Charbonnet, T.	3-0-3	0-0-0	1-0-1	0-0-0	1-0-1	DNP	1-0-1	0-1-1	1-0-1	2-0-2	0-0-0	1-0-1	2-0-2
Dixon	2-0-2	3-2-5	7-0-7	1-0-1	2-0-2	2-0-2	0-1-1	3-0-3	1-0-1	1-2-3	0-0-0	3-0-3	2-1-3
Duncan	6-0-6	7-5-12	4-1-5	5-0-5	5-7-12	5-1-6	2-3-5	1-4-5	6-1-7	8-3-11	5-5-10	5-0-5	2-3-5
Flannel	0-0-0	0-0-0	2-1-3	3-0-3	0-0-0	0-0-0	1-0-1	2-1-3	0-0-0	1-0-1	0-1-1	0-0-0	0-0-0
Fuller	1-0-1	0-0-0	1-0-1	0-0-0	0-1-1	1-0-1	0-0-0	0-1-1	1-0-1	0-0-0	0-0-0	0-0-0	1-2-3
Henley	1-0-1	0-1-1	0-0-0	1-1-2	0-0-0	DNP	DNP	DNP	0-0-0	0-0-0	1-1-2	2-0-2	1-1-2
Hines	3-0-3	2-0-2	0-0-0	0-0-0	2-0-2	1-1-2	2-1-3	1-1-2	3-1-4	1-0-1	1-2-3	7-1-8	3-2-5
Howard, D.	0-0-0	0-0-0	3-0-3	0-0-0	0-0-0	0-0-0	1-0-1	1-0-1	1-0-1	1-0-1	0-0-0	0-0-0	0-1-1
Howard, J.	1-0-1	0-1-1	0-0-0	1-0-1	0-1-1	1-0-1	0-0-0	0-0-0	0-0-0	0-0-0	1-3-4	0-0-0	0-1-1
Hunter	2-0-2	1-1-2	0-0-0	2-1-3	1-1-2	2-0-2	0-0-0	0-2-2	0-0-0	2-0-2	3-2-5	1-0-1	0-2-2
Jones	2-0-2	0-1-1	1-0-1	3-0-3	1-1-2	4-0-4	2-1-3	1-1-2	2-0-2	0-0-0	1-0-1	3-1-4	0-1-1
McBath	3-2-5	4-1-5	3-2-5	4-0-4	3-1-4	6-2-8	6-0-6	0-7-7	3-1-4	4-1-5	8-2-10	7-0-7	4-1-5
Mitchem	1-0-1	1-0-1	0-0-0	0-0-0	0-3-3	2-0-2	1-1-2	1-0-1	0-1-1	1-0-1	0-2-2	1-0-1	1-0-1
Moore	0-0-0	1-0-1	0-0-0	0-0-0	0-0-0	2-1-3	0-0-0	0-1-1	0-0-0	DNP	2-2-4	0-0-0	1-0-1
Nickerson, B.	6-0-6	6-1-7	1-0-1	1-0-1	2-0-2	5-0-5	0-2-2	0-0-0	1-1-2	0-0-0	0-0-0	0-0-0	0-1-1
Perry	0-0-0	DNP	0-0-0	1-0-1	0-0-0	DNP	0-0-0	2-0-2	DNP	3-0-3	0-1-1	DNP	DNP
Ratliff	1-0-1	0-2-2	0-0-0	0-0-0	0-0-0	0-0-0	1-2-3	0-0-0	1-0-1	0-0-0	1-4-5	0-0-0	1-1-2
Reed, L.A.	DNP	DNP	1-2-3	4-0-4	0-1-1	0-0-0	0-2-2	2-0-2	2-0-2	2-0-2	4-0-4	0-0-0	DNP
Riley	1-0-1	1-0-1	1-0-1	1-0-1	0-2-2	0-0-0	0-0-0	0-1-1	0-0-0	2-0-2	0-0-0	2-0-2	0-0-0
Rowland	4-0-4	2-1-3	2-0-2	3-0-3	2-1-3	2-1-3	1-1-2	0-0-0	0-1-1	2-0-2	2-0-2	2-0-2	5-0-5
Sanders	1-0-1	0-0-0	0-0-0	0-0-0	0-0-0	0-0-0	0-0-0	0-1-1	0-0-0	0-0-0	0-0-0	2-0-2	1-1-2
Sesay	0-0-0	0-1-1	0-0-0	1-0-1	1-0-1	2-0-2	0-0-0	1-1-2	1-0-1	DNP	0-0-0	0-0-0	0-0-0
Sharpe	0-0-0	0-0-0	0-0-0	DNP	0-0-0	DNP	1-1-2	1-0-1	0-0-0	1-0-1	0-0-0	0-0-0	0-0-0
Wall	6-3-9	5-1-6	3-0-3	4-0-4	4-1-5	7-0-7	2-4-6	2-1-3	1-0-1	3-0-3	4-6-10	3-0-3	1-1-2
Whitlock	0-0-0	1-2-3	0-0-0	3-0-3	2-1-3	2-0-2	1-4-5	1-1-2	8-0-0	3-0-3	2-3-5	1-0-1	2-2-4
Williams, B.	1-0-1	3-1-4	1-1-2	3-0-3	0-0-0	1-0-1	2-0-2	2-1-3	2-0-2	1-0-1	0-0-0	1-1-2	4-0-4
Williams, Marlon	6-1-7	3-1-4	2-1-3	4-0-4	4-4-8	3-2-5	6-6-12	2-2-4	2-0-2	2-0-2	2-3-5	8-1-9	5-2-7

OFFENSIVE STARTERS

GAME	LT	LG	C	RG	RT	QB	F	H	X	Y	Z
Eastern Washington	Reed	Vasquez	Hamby	Carter	Winn	Harrell	Woods	Morris	Britton	Lewis	Crabtree
Nevada	Reed	Hamby	Byrnes	Carter	Winn	Harrell	Woods	Morris	Britton	Lewis	Crabtree
SMU	Reed	Vasquez	Hamby	Carter	Winn	Harrell	Woods (F)	Batch (F)	Britton	Lewis	Crabtree
UMASS	Reed	Johnson	Hamby	Carter	Winn	Harrell	Woods	Morris	Leong	Lewis	Crabtree
Kansas State	Reed	Vasquez	Hamby	Carter	Winn	Harrell	Woods	Morris	Leong	Lewis	Crabtree
Nebraska	Reed	Vasquez	Hamby	Carter	Winn	Harrell	Woods	Morris	Leong	Lewis	Crabtree
Texas A&M	Reed	Vasquez	Hamby	Carter	Winn	Harrell	Woods	Morris	Leong	Lewis	Crabtree
Kansas	Reed	Vasquez	Hamby	Carter	Winn	Harrell	Woods	Morris	Leong	Lewis	Crabtree
Texas	Reed	Vasquez	Hamby	Carter	Winn	Harrell	Woods	Morris	Leong	Lewis	Crabtree
Oklahoma State	Reed	Vazquez	Hamby	Carter	Winn	Harrell	Woods	Morris	Leong	Lewis	Crabtree
Oklahoma	Reed	Vazquez	Hamby	Carter	Winn	Harrell	Woods	Morris	Leong	Lewis	Crabtree
Baylor	Reed	Vazquez	Hamby	Carter	Winn	Harrell	Woods	Morris	Britton	Lewis	Crabtree
Mississippi	Reed	Vazquez	Hamby	Carter	Winn	Harrell	Woods	Morris	Britton	Lewis	Crabtree

DEFENSIVE STARTERS

GAME	LE	NT	DT	RE	SAM	MIKE	WILL	LC	FS	SS	RC
Eastern Washington	B. Williams	Whitlock	Henley	Ratliff	Bird	Duncan	M. Williams	Wall	McBath	D. Charbonnet	Nickerson
Nevada	Ratliff	Whitlock	Henley	B. Williams	Bird	Duncan	M. Williams	Wall	McBath	D. Charbonnet	Nickerson
SMU	Ratliff	Whitlock	Henley	B. Williams	Bird	Duncan	M. Williams	Wall	McBath	D. Charbonnet	Nickerson
UMASS	Ratliff	Whitlock	Henley	B. Williams	Bird	Duncan	M. Williams	Wall	McBath	D. Charbonnet	Nickerson
Kansas State	Ratliff	Whitlock	Henley	B. Williams	Bird	Duncan	M. Williams	Wall	McBath	D. Charbonnet	Nickerson
Nebraska	Ratliff	Whitlock	Jones	B. Williams	Bird	Duncan	M. Williams	Wall	McBath	D. Charbonnet	Nickerson
Texas A&M	Ratliff	Whitlock	Jones	B. Williams	Bird	Duncan	M. Williams	Wall	McBath	D. Charbonnet	L.A. Reed
Kansas	Ratliff	Whitlock	Jones	B. Williams	Bird	Duncan	M. Williams	Wall	McBath	D. Charbonnet	Nickerson
Texas	Ratliff	Whitlock	Jones	B. Williams	Bird	Duncan	M. Williams	Wall	McBath	D. Charbonnet	Nickerson
Oklahoma State	Ratliff	Whitlock	Jones	B. Williams	Bird	Duncan	M. Williams	Wall	McBath	D. Charbonnet	Nickerson
Oklahoma	Ratliff	Whitlock	Jones	B. Williams	Bird	Duncan	M. Williams	Wall	McBath	D. Charbonnet	L.A. Reed
Baylor	Ratliff	Whitlock	Jones	B. Williams	Bird	Duncan	M. Williams	Wall	McBath	D. Charbonnet	L.A. Reed
Mississippi	Ratliff	Whitlock	Jones	B. Williams	Bird	Duncan	M. Williams	Wall	McBath	D. Charbonnet	L.A. Reed

GAME STATISTICS

TEXAS TECH vs. EASTERN WASHINGTON

Saturday, August 30, 2008
Jones AT&T Stadium
Lubbock, Texas



ATTENDANCE: 49,887

SCORE BY QUARTERS	1	2	3	4	FINAL
Eastern Washington	0	17	7	0	24
Texas Tech	21	7	7	14	49

SCORING SUMMARY

Team	No. of Plays	Total Yards	Drive Time	Type of Score	Score Qtr/Time	Drive Start	Scoring Play
Texas Tech	8	30	2:06	TD	1st/12:43	EW30	Woods 2-yard run
Texas Tech	10	78	3:14	TD	1st/8:32	TT22	Harrell 1-yard sneak
E. Washington	3	7	0:47	TD	1st/0:48	TT07	Alexander 1-yard run
Texas Tech	10	90	3:25	TD	2nd/13:45	TT10	Crabtree 4-yard reception
Texas Tech	9	90	2:51	TD	2nd/10:54	TT10	Woods 1-yard run
E. Washington	7	54	3:01	TD	2nd/2:44	EW46	Nichols 1-yard sneak
E. Washington	6	24	1:09	FG	2nd/0:00	EW38	Macias 55-yard FG
Texas Tech	8	61	3:26	TD	3rd/4:51	TT39	Britton 1-yard reception
E. Washington	11	77	4:30	TD	3rd/0:21	EW23	Davis 30-yard reception
Texas Tech	8	72	3:01	TD	4th/12:20	TT28	Crawford 6-yard run
Texas Tech	3	54	0:49	TD	4th/2:08	TT46	Batch 26-yard run

TEAM STATISTICS

	EWU	TECH
First Downs	24	30
Net Yards Rushing	23	103
Net Yards Passing	341	536
Completions-Attempts-Int	38-63-3	43-58-1
Total Offense Yards	364	639
Fumbles: Number-Lost	0-0	1-1
Penalties: Number-Yards	9-54	18-169
Kickoffs-Yards	4-225	8-543
Punt returns: Number-Yards-TD	2-4-0	5-21-0
Kickoff returns: Number-Yds-TD	8-152-0	1-43-0
Interceptions: Number-Yds-TD	1-37-0	3-29-0
Fumble Returns: Number-Yds-TD	0-0-0	0-0-0
Possession Time	30:34	29:26
Third-Down Conversions	3 of 15	8 of 14
Fourth-Down Conversions	1 of 3	0 of 2
Red-Zone Scores-Chances	2-4	6-7
Sacks By: Number-Yards	0-0	3-26

INDIVIDUAL STATISTICS

EWU – Rushing: Morris 9-17-0, Hart 3-13-0, Alexander 2-3-1, Kefu 1-3-0, Nichols 7-(13)-1. Passing: Nichols 36-61-3-335-1, Smart 2-2-0-6-0. Receiving: Davis 13-114-1, Brown 8-82-0, Overbay 5-61-0, Morris 5-57-0, Boyce 3-12-0, Martin 2-9-0, Gant 1-7-0, 1-(1)-0.

TECH – Rushing: Batch 5-40-1, Woods 13-37-2, Crawford 3-11-1, Britton 1-9-0, Morris 1-4-0, Harrell 2-2-1. Passing: Harrell 43-58-1-536-2. Receiving: Morris 9-164-0, Lewis 9-163-0, Crabtree 9-73-1, Swindall 5-45-0, Britton 4-24-1, Woods 2-15-0, Crawford 2-1-0, Leong 1-32-0, Batch 1-10-0, James 1-9-0.



TEXAS TECH vs. NEVADA

Saturday, September 6, 2008
Mackay Stadium
Reno, Nevada



ATTENDANCE: 24,453

SCORE BY QUARTERS	1	2	3	4	FINAL
Texas Tech	7	7	7	14	35
Nevada	3	6	3	7	19

SCORING SUMMARY

Team	No. of Plays	Total Yards	Drive Time	Type of Score	Score Qtr/Time	Drive Start	Scoring Play
Nevada	5	20	2:02	FG	1st/10:31	TT30	Jaekle 27-yard FG
Texas Tech				TD	1st/7:51		Morris 86-yard punt return
Nevada	12	47	6:10	FG	2nd/7:24	NV47	Jaekle 26-yard FG
Texas Tech	5	68	2:02	TD	2nd/5:18	TT32	Woods 1-yard run
Nevada	6	70	0:00	FG	2nd/0:00	NV04	Jaekle 43-yard FG
Nevada	5	15	1:53	FG	3rd/6:40	TT29	Jaekle 31-yard FG
Texas Tech	6	39	1:17	TD	3rd/5:20	NV39	Morris 13-yard run
Texas Tech	4	93	1:45	TD	4th/11:34	TT07	Crabtree 82-yard reception
Nevada	4	65	0:55	TD	4th/10:30	NV35	Mitchell 48-yard reception
Texas Tech	11	84	4:07	TD	4th/6:18	TT16	Woods 21-yard run

TEAM STATISTICS

	TECH	NEV
First Downs	20	28
Net Yards Rushing	124	224
Net Yards Passing	297	264
Completions-Attempts-Int	19-46-2	24-35-1
Total Offense Yards	421	488
Fumbles: Number-Lost	0-0	1-1
Penalties: Number-Yards	9-54	18-169
Kickoffs-Yards	6-404	4-260
Punt returns: Number-Yards-TD	4-113-1	0-0-0
Kickoff returns: Number-Yds-TD	3-49-0	4-91-0
Interceptions: Number-Yds-TD	1-0-0	2-0-0
Fumble Returns: Number-Yds-TD	0-0-0	0-0-0
Possession Time	23:13	35:54
Third-Down Conversions	6 of 14	3 of 16
Fourth-Down Conversions	1 of 3	1 of 3
Red-Zone Scores-Chances	2-3	3-5
Sacks By: Number-Yards	5-42	0-0

INDIVIDUAL STATISTICS

TECH – Rushing: Batch 6-47-0, Woods 7-45-2, Morris 2-19-1, Crawford 5-15-0, Harrell 2-(2)-0. Passing: Harrell 19-46-2-297-1. Receiving: Crabtree 7-158-1, Swindall 3-54-0, Lewis 3-46-0, Morris 2-8-0, Britton 1-13-0, Batch 1-11-0, Woods 1-4-0, Hamby 1-3-0.

NEV – Rushing: Kaepernick 17-92-0, Taula 11-63-0, Fragger 10-44-0, Lippincott 8-35-0, Mitchell 1-(1)-0. Passing: Kaepernick 24-35-1-264-1. Receiving: Mitchell 9-147-1, Wellington 7-62-0, Fragger 4-32-0, McCoy 2-9-0, Green 1-11-0, Taula 1-3-0.



GAME STATISTICS

TEXAS TECH vs. SMU

Saturday, September 13, 2008
Jones AT&T Stadium
Lubbock, Texas



ATTENDANCE: 53,383

SCORE BY QUARTERS	1	2	3	4	FINAL
SMU	0	0	0	7	7
Texas Tech	15	7	14	7	43

SCORING SUMMARY

Team	No. of Plays	Total Yards	Drive Time	Type of Score	Score Qtr/Time Start	Drive	Scoring Play
Texas Tech	8	30	2:19	FG	1st/12:29	SMU48	Carona 35-yard FG
Texas Tech	2	46	0:45	TD	1st/6:36	SMU46	Batch 43-yard run
Texas Tech	2	21	0:37	TD	1st/5:39	SMU21	Crabtree 23-yard reception
Texas Tech	6	98	2:09	TD	2nd/8:51	TT02	Crabtree 47-yard reception
Texas Tech	4	72	1:30	TD	3rd/13:30	TT28	Crabtree 50-yard reception
Texas Tech	7	88	3:32	TD	3rd/3:52	TT12	Britton 7-yard reception
Texas Tech	11	84	4:48	TD	4th/13:04	TT16	Lewis 44-yard reception
SMU	15	86	6:09	TD	4th/3:29	SMU14	Robinson 7-yard reception

TEAM STATISTICS

	SMU	TECH
First Downs	17	33
Net Yards Rushing	61	180
Net Yards Passing	213	513
Completions-Attempts-Int	18-37-5	37-55-0
Total Offense Yards	274	693
Fumbles: Number-Lost	1-0	1-1
Penalties: Number-Yards	6-38	8-61
Kickoffs-Yards	2-140	8-545
Punt returns: Number-Yards-TD	1-1-0	2-38-0
Kickoff returns: Number-Yds-TD	6-122-0	2-53-0
Interceptions: Number-Yds-TD	0-0-0	5-33-0
Fumble Returns: Number-Yds-TD	0-0-0	0-0-0
Possession Time	28:46	31:14
Third-Down Conversions	2 of 10	7 of 14
Fourth-Down Conversions	1 of 2	2 of 2
Red-Zone Scores-Chances	1-2	2-4
Sacks By: Number-Yards	1-11	2-7

INDIVIDUAL STATISTICS

SMU – Rushing: Martin 10-33-0, Butler 5-22-0, Turner 2-14-0, McKinney 1-2-0, Mitchell 5-(-10)-0. Passing: Mitchell 13-24-5-155-0, Turner 5-13-0-58-1. Receiving: Sanders 8-125-0, Wilkerson 3-53-0, Martin 2-11-0, Robinson 2-7-1, Butler 1-10-0, Bryant 1-4-0, Beasley 1-3-0.

TECH – Rushing: Batch 10-98-1, Woods 13-86-0, Crabtree 1-3-0, Harrell 3-(-7)-0. Passing: Harrell 31-48-0-418-5, Potts 6-7-0-95-0. Receiving: Crabtree 8-164-3, Lewis 5-87-1, Batch 5-71-0, Morris 5-25-0, Hawk 4-44-0, Swindall 4-31-0, Britton 3-29-1, Woods 2-46-0, James 1-16-0.

TEXAS TECH vs. MASSACHUSETTS

Saturday, September 20, 2008
Jones AT&T Stadium
Lubbock, Texas



ATTENDANCE: 53,190

SCORE BY QUARTERS	1	2	3	4	FINAL
Massachusetts	7	0	0	7	14
Texas Tech	21	21	14	0	56

SCORING SUMMARY

Team	No. of Plays	Total Yards	Drive Time	Type of Score	Score Qtr/Time Start	Drive	Scoring Play
Texas Tech	9	58	5:33	TD	1st/11:20	TT42	Woods 2-yard run
Texas Tech	4	63	1:40	TD	1st/7:47	TT37	Swindall 17-yard reception
UMASS				TD	1st/3:25		Ellis 53-yard fumble return
Texas Tech	8	79	2:46	TD	1st/0:39	TT21	Morris 12-yard reception
Texas Tech	4	69	1:36	TD	2nd/12:48	TT31	Woods 38-yard run
Texas Tech	8	68	4:00	TD	2nd/5:12	TT32	Crabtree 2-yard reception
Texas Tech	6	38	2:18	TD	2nd/0:58	UM38	Morris 4-yard reception
Texas Tech				TD	3rd/13:36		McBath 45-yard INT return
Texas Tech	12	73	5:37	TD	3rd/3:20	TT27	Woods 18-yard run
UMASS	13	63	5:25	TD	4th/0:51	UM37	Davis 2-yard run

TEAM STATISTICS

	UMASS	TECH
First Downs	14	27
Net Yards Rushing	92	179
Net Yards Passing	166	359
Completions-Attempts-Int	17-26-1	31-43-0
Total Offense Yards	258	538
Fumbles: Number-Lost	1-0	1-1
Penalties: Number-Yards	9-97	8-70
Kickoffs-Yards	3-202	9-602
Punt returns: Number-Yards-TD	0-0-0	3-29-0
Kickoff returns: Number-Yds-TD	7-135-0	3-78-0
Interceptions: Number-Yds-TD	0-0-0	1-45-1
Fumble Returns: Number-Yds-TD	1-53-1	0-0-0
Possession Time	29:54	30:06
Third-Down Conversions	4 of 13	5 of 11
Fourth-Down Conversions	1 of 3	2 of 2
Red-Zone Scores-Chances	1-1	6-6
Sacks By: Number-Yards	0-0	1-2

INDIVIDUAL STATISTICS

UMASS – Rushing: Davis 15-51-1, Nelson 12-41-1, Horne 1-6-0, Woodward 1-6-0, Igwenagu 1-2-0, Coen 3-(-14)-0. Passing: Coen 13-20-1-145-0, Woodward 4-6-0-21-0. Receiving: Cruz 5-54-0, Jorgensen 4-29-0, Talley 3-14-0, Horne 2-58-0, Bailey 1-7-0, Nelson 1-4-0, Davis 1-0-0.

TECH – Rushing: Woods 10-108-3, Batch 11-55-0, Morris 2-10-0, Griffin 1-5-0, Harrell 1-1-0. Passing: Harrell 27-34-0-32-4, Potts 4-9-0-37-0. Receiving: Batch 5-68-0, Crabtree 5-62-1, Lewis 4-30-0, Woods 3-53-0, Swindall 3-35-1, Morris 3-32-2, James 3-22-0, Walker 2-6-0, Britton 1-21-0, Hawk 1-21-0, Leong 1-9-0.



GAME STATISTICS

TEXAS TECH vs. KANSAS STATE

Saturday, October 4, 2008
Snyder Stadium
Manhattan, Kan.



ATTENDANCE: 43,614

SCORE BY QUARTERS	1	2	3	4	FINAL
Texas Tech	14	24	7	13	58
Kansas State	7	7	7	7	28

SCORING SUMMARY

Team	No. of Plays	Total Yards	Drive Time	Type of Score	Score Qtr/Time	Drive Start	Scoring Play
Texas Tech	6	80	2:03	TD	1st/12:57	TT20	Leong 1-yard reception
K-State	4	68	1:26	TD	1st/11:31	KS32	Pierce 33-yard reception
Texas Tech	14	80	6:24	TD	1st/5:07	TT20	Crabtree 10-yard reception
K-State	4	29	1:14	TD	2nd/14:35	TT29	Freeman 1-yard run
Texas Tech	11	51	4:52	FG	2nd/9:43	TT35	Carona 31-yard FG
Texas Tech	4	53	1:03	TD	2nd/8:12	TT47	Leong 15-yard reception
Texas Tech	9	70	3:42	TD	2nd/3:53	TT30	Hale 4-yard reception
Texas Tech	7	54	1:08	TD	2nd/0:44	TT46	Crabtree 29-yard reception
K-State	15	80	6:15	TD	3rd/8:45	KS20	Freeman 3-yard run
Texas Tech	9	76	4:11	TD	3rd/4:34	TT24	Leong 7-yard reception
Texas Tech	9	52	3:39	TD	4th/13:45	TT48	Harrell 1-yard run
Texas Tech	5	34	1:28	TD	4th/12:01	KS34	Batch 9-yard run
K-State				TD	4th/4:22		Pierce 18-yard blocked punt return

TEAM STATISTICS

	TECH	KSU
First Downs	33	18
Net Yards Rushing	136	113
Net Yards Passing	490	183
Completions-Attempts-Int	42-60-1	15-31-0
Total Offense Yards	626	296
Fumbles: Number-Lost	0-0	2-2
Penalties: Number-Yards	6-38	2-10
Kickoffs-Yards	10-604	5-316
Punt returns: Number-Yards-TD	2-8-0	1-33-1
Kickoff returns: Number-Yds-TD	1-25-0	6-145-0
Interceptions: Number-Yds-TD	0-0-0	1-6-0
Fumble Returns: Number-Yds-TD	1-11-0	0-0-0
Miscellaneous Yards	0	0
Possession Time	35:06	24:54
Third-Down Conversions	10 of 17	2 of 12
Fourth-Down Conversions	2 of 3	4 of 6
Red-Zone Scores-Chances	8-8	2-3

INDIVIDUAL STATISTICS

TECH – Rushing: Woods 18-70-0, Batch 9-68-1, Harrell 1-1-1. Passing: Harrell 38-51-0-454-6, Potts 4-9-1-36-0. Receiving: Crabtree 9-107-2, Morris 7-98-0, Lewis 6-71-0, Swindall 4-65-0, James 4-36-0, Batch 3-29-0, Leong 3-23-3, Franks 2-15-0, Britton 2-14-0, Woods 1-28-0, Hale 1-4-1.

KSU – Rushing: Brown 25-64-0, Coffman 2-25-0, Freeman 7-13-2, Murphy 1-6-0, Dold 1-5-0. Passing: Freeman 13-28-0-170-1, Coffman 2-3-0-13-0. Receiving: Murphy 4-42-0, Banks 3-51-0, Brown 3-11-0, Mastrud 2-25-0, Quarles 2-21-0, Pierce 1-33-1.



TEXAS TECH vs. NEBRASKA

Saturday, October 11, 2008
Jones AT&T Stadium
Lubbock, Texas



ATTENDANCE: 53,449

SCORE BY QUARTERS	1	2	3	4	OT	FINAL
Nebraska	0	7	3	21	0	31
Texas Tech	7	10	7	7	6	37

SCORING SUMMARY

Team	No. of Plays	Total Yards	Drive Time	Type of Score	Score Qtr/Time	Drive Start	Scoring Play
Texas Tech	7	80	3:18	TD	1st/4:49	TT20	Crabtree 35-yard reception
Nebraska	15	74	8:03	TD	2nd/11:46	NU26	Castille 4-yard run
Texas Tech	6	59	3:33	FG	2nd/8:13	TT32	Carona 26-yard FG
Texas Tech	4	70	1:19	TD	2nd/1:18	TT30	Woods 4-yard run
Nebraska	14	75	7:00	FG	3rd/8:00	NU21	Henry 21-yard FG
Texas Tech	7	77	3:13	TD	3rd/4:47	TT23	Crabtree 4-yard reception
Nebraska	13	73	7:37	TD	4th/12:10	NU27	Ganz 1-yard run
Nebraska	8	68	4:04	TD	4th/6:06	NU32	Young 2-yard reception
Texas Tech	10	80	3:45	TD	4th/2:21	TT20	Harrell 1-yard rush
Nebraska	8	79	1:52	TD	4th/0:29	NU21	Peterson 17-yard reception
Texas Tech	4	25	0:00	TD	OT/-	NU25	Morris 1-yard rush

TEAM STATISTICS

	TECH	NU
First Downs	29	16
Net Yards Rushing	114	137
Net Yards Passing	357	284
Completions-Attempts-Int	37-45-1	20-25-0
Total Offense Yards	471	421
Fumbles: Number-Lost	0-0	0-0
Penalties: Number-Yards	8-55	2-20
Kickoffs-Yards	6-383	6-412
Punt returns: Number-Yards-TD	1-6-0	0-0-0
Kickoff returns: Number-Yds-TD	5-156-0	3-50-0
Interceptions: Number-Yds-TD	0-0-0	1-0-0
Fumble Returns: Number-Yds-TD	0-0-0	0-0-0
Miscellaneous Yards	0	0
Possession Time	40:12	19:48
Third-Down Conversions	7 of 12	4 of 8
Fourth-Down Conversions	1 of 2	1 of 1
Red-Zone Scores-Chances	5-5	5-5

INDIVIDUAL STATISTICS

NU – Rushing: Lucky 16-66-0, Helu 10-47-0, Castille 2-6-1, Ganz 6-(5)-1. Passing: Ganz 36-44-1-349-2, Wesch 1-1-0-8-0. Receiving: Peterson 8-77-1, Lucky 7-80-0, Holt 6-55-0, Swift 5-70-0, Paul 4-25-0, McNeill 3-24-0, Helu 2-15-0, Young 2-11-1.

TECH – Rushing: Batch 10-97-0, Woods 10-36-1, Britton 1-2-0, Harrell 1-1-1, Morris 1-1-1. Passing: Harrell 20-25-0-284-2. Receiving: Crabtree 5-89-2, Lewis 4-47-0, Batch 3-53-0, Britton 2-67-0, Morris 2-16-0, Woods 2-1-0, Swindall 1-6-0, Leong 1-5-0.



GAME STATISTICS

TEXAS TECH vs. TEXAS A&M

Saturday, September 18, 2008
 Kyle Field
 College Station, Texas



ATTENDANCE: 86,012

SCORE BY QUARTERS	1	2	3	4	FINAL
Texas Tech	7	13	10	13	43
Texas A&M	10	13	0	2	25

SCORING SUMMARY

Team	No. of Plays	Total Yards	Drive Time	Type of Score	Score Qtr/Time	Drive Start	Scoring Play
Texas A&M	7	46	2:51	FG	1st/12:09	TT25	Bullock 46-yard field goal
Texas Tech	6	42	2:08	TD	1st/10:01	TA42	Crabtree 25-yard reception
Texas A&M	14	83	6:43	TD	1st/3:18	TA17	Tannehill 3-yard reception
Texas Tech	10	67	3:57	TD	2nd/14:21	TT33	Batch 3-yard run
Texas A&M	12	80	4:33	FG	2nd/9:48	TA09	Bullock 28-yard field goal
Texas A&M	7	14	2:55	FG	2nd/6:29	TT15	Bullock 18-yard field goal
Texas Tech	8	80	4:33	TD	2nd/3:51	TT20	Batch 8-yard run
Texas A&M	5	56	1:31	TD	2nd/0:23	TA45	Goodson 1-yard run
Texas Tech	9	77	3:59	TD	3rd/11:10	TT23	Crabtree 3-yard reception
Texas Tech	10	44	4:37	FG	3rd/2:44	TA48	Fowler 25-yard field goal
Texas Tech	14	80	6:56	TD	4th/7:00	TT20	Harrell 1-yard run
Texas A&M							Blocked PAT return
Texas Tech	12	76	4:41	TD	4th/0:20	TT24	Harrell 1-yard run

TEAM STATISTICS

	TECH	A&M
First Downs	33	19
Net Yards Rushing	111	20
Net Yards Passing	450	286
Completions-Attempts-Int	44-56-2	27-40-0
Total Offense Yards	561	306
Fumbles: Number-Lost	1-1	1-1
Penalties: Number-Yards	10-68	5-45
Kickoffs-Yards	8-526	6-371
Punt returns: Number-Yards-TD	5-30-0	0-0-0
Kickoff returns: Number-Yds-TD	5-130-0	7-157-0
Interceptions: Number-Yds-TD	0-0-0	2-24-0
Fumble Returns: Number-Yds-TD	0-0-0	0-0-0
Miscellaneous Yards	0	0
Possession Time	32:28	27:32
Third-Down Conversions	10 of 12	6 of 14
Fourth-Down Conversions	0 of 0	0 of 0
Red-Zone Scores-Chances	6-7	4-4

INDIVIDUAL STATISTICS

TECH - Rushing: Batch 13-87-1, Woods 7-20-0, Harrell 3-4-2. Passing: Harrell 44-56-2-450-3. Receiving: Lewis 9-92-0, Crabtree 8-71-2, Swindall 7-101-0, Morris 7-70-0, Britton 4-48-0, Woods 4-34-0, Batch 3-8-1, Leong 1-13-0, Franks 1-13-0.

A&M - Rushing: Goodson 8-18-1, Gray 4-8-0, Smith 1-1-0, Tannehill 1-0-0, Johnson 9-(7)-0. Passing: Johnson 26-39-0-283-0, McGee 1-1-0-3-1. Receiving: Goodson 9-62-0, Tannehill 5-104-1, McCoy 4-45-0, Fuller 4-21-0, McCoy 2-22-0, Gray 2-17-0, Smith 1-15-0.



TEXAS TECH vs. KANSAS

Saturday, October 25, 2008
 Memorial Stadium
 Lawrence, Kansas



ATTENDANCE: 50,125

SCORE BY QUARTERS	1	2	3	4	FINAL
Texas Tech	14	21	21	7	63
Kansas	14	0	0	7	21

SCORING SUMMARY

Team	No. of Plays	Total Yards	Drive Time	Type of Score	Score Qtr/Time	Drive Start	Scoring Play
Texas Tech	2	56	0:41	TD	1st/12:46	TT44	Britton 55-yard reception
Kansas	8	79	3:41	TD	1st/8:58	KU21	Meier 33-yard reception
Texas Tech	8	83	2:57	TD	1st/5:54	TT17	Crabtree 4-yard reception
Kansas	9	72	4:40	TD	1st/1:09	KU28	Briscoe 10-yard reception
Texas Tech	7	69	3:04	TD	2nd/12:58	TT31	Morris 7-yard reception
Texas Tech	12	66	5:53	TD	2nd/5:55	TT33	Woods 3-yard reception
Texas Tech	5	38	2:27	TD	2nd/2:15	KU38	Morris 10-yard reception
Texas Tech	13	80	6:37	TD	3rd/8:23	KU20	Harrell 1-yard run
Texas Tech	7	43	3:10	TD	3rd/5:05	KU43	Crabtree 16-yard reception
Texas Tech	6	47	1:37	TD	3rd/2:42	KU47	Woods 1-yard run
Texas Tech	5	45	1:36	TD	4th/11:12	KU45	James 10-yard reception
Kansas	16	80	7:20	TD	4th/3:52	KU20	Crawford 1-yard run

TEAM STATISTICS

	TECH	KU
First Downs	29	19
Net Yards Rushing	138	161
Net Yards Passing	418	154
Completions-Attempts-Int	38-48-0	16-26-3
Total Offense Yards	556	315
Fumbles: Number-Lost	2-1	2-2
Penalties: Number-Yards	5-45	6-60
Kickoffs-Yards	10-648	4-260
Punt returns: Number-Yards-TD	1-3-0	1-2-0
Kickoff returns: Number-Yds-TD	3-77-0	6-102-0
Interceptions: Number-Yds-TD	3-7-0	0-0-0
Fumble Returns: Number-Yds-TD	0-0-0	0-0-0
Miscellaneous Yards	0	0
Possession Time	33:28	26:32
Third-Down Conversions	9 of 13	6 of 10
Fourth-Down Conversions	1 of 1	0 of 1
Red-Zone Scores-Chances	8-10	2-2

INDIVIDUAL STATISTICS

TECH - Rushing: Woods 14-79-2, Batch 7-46-0, Harrell 7-14-1, Griffin 1-(1)-0. Passing: Harrell 34-42-0-386-5, Potts 4-6-0-32-1. Receiving: Crabtree 9-70-2, Morris 7-39-0, Lewis 5-43-0, Swindall 4-33-0, Britton 3-106-1, Batch 3-71-0, Franks 2-19-0, James 2-15-1, Leong 1-12-0, Brinker 1-5-0, Walker 1-5-0.

KU - Rushing: Sharp 13-80-0, Crawford 10-44-1, Quigley 4-26-0, Reesing 6-11-0. Passing: Reesing 16-26-3-154-2. Receiving: Briscoe 8-56-1, Meier 6-70-1, Wilson 1-17-0, Sharp 1-12-0.



GAME STATISTICS

TEXAS TECH vs. TEXAS

Saturday, November 1, 2008
Jones AT&T Stadium
Lubbock, Texas



ATTENDANCE: 56,333

SCORE BY QUARTERS	1	2	3	4	FINAL
Texas	0	6	13	14	33
Texas Tech	12	10	7	10	39

SCORING SUMMARY

Team	No. of Plays	Total Yards	Drive Time	Type of Score	Score Qtr/Time	Drive Start	Scoring Play
Texas Tech				SAFETY			Whitlock
Texas Tech	11	52	3:51	FG	1st/6:47	TT36	Williams 29-yard FG
Texas Tech	10	96	4:20	TD	1st/0:00	TT04	Batch 3-yard run
Texas Tech	8	83	3:16	TD	2nd/9:39	TT17	Morris 18-yard reception
Texas	6	3	3:16	FG	2nd/5:27	UT29	Lawrence 25-yard FG
Texas Tech	8	46	3:50	FG	2nd/1:37	TT40	Williams 31-yard FG
Texas	10	72	1:37	FG	2nd/0:00	UT28	Lawrence 25-yard FG
Texas				TD	3rd/10:26		Shipley 45-yard punt return for TD
Texas Tech				TD	3rd/7:33	UT18	Charbonnet 18-yard INT return
Texas	6	58	2:26	TD	3rd/0:12	UT42	Williams 37-yard reception
Texas	1	91	0:14	TD	4th/11:00	UT18	Williams 91-yard reception
Texas Tech	13	55	5:15	FG	4th/5:45	TT20	Carona 42-yard FG
Texas	11	80	4:16	TD	4th/1:29	UT20	McGee 4-yard run
Texas Tech	6	62	1:29	TD	4th/0:01	TT38	Crabtree 28-yard reception

TEAM STATISTICS

	UT	TECH
First Downs	18	31
Net Yards Rushing	80	105
Net Yards Passing	294	474
Completions-Attempts-Int	20-34-1	36-53-0
Total Offense-Yards	374	579
Fumbles: Number-Lost	2-1	2-1
Penalties: Number-Yards	8-56	8-78
Kickoffs-Yards	7-456	8-515
Punt returns: Number-Yards-TD	1-45-1	1-0-0
Kickoff returns: Number-Yds-TD	5-103-0	2-57-0
Interceptions: Number-Yds-TD	0-0-0	1-18-1
Fumble Returns: Number-Yds-TD	0-0-0	0-0-0
Miscellaneous Yards	0	0
Possession Time	23:07	36:53
Third-Down Conversions	4 of 12	8 of 16
Fourth-Down Conversions	1 of 1	0 of 0
Red-Zone Scores-Chances	3-3	5-6

INDIVIDUAL STATISTICS

UT – Rushing: Whittaker 6-42-0, McCoy 13-16-0, Ogbonnaya 6-14-0, McGee 3-8-1. Passing: McCoy 20-34-1-294-2. Receiving: Shipley 6-42-0, Williams 4-18-2, Ogbonnaya 3-20-0, Collins 2-25-0, Cosby 2-3-0, Kirkendoll 1-10-0, Buckner 1-7-0, Whittaker 1-5-0.

TECH – Rushing: Woods 15-71-0, Batch 10-51-1, Harrell 3-(-17)-0. Passing: Harrell 36-53-0-474-2. Receiving: Crabtree 10-127-1, Britton 7-139-0, Lewis 5-58-0, Morris 4-46-1, Leong 3-28-0, Batch 3-3-0, Swindall 2-52-0, James 1-12-0, Woods 1-9-0.



TEXAS TECH vs. OKLAHOMA STATE

Saturday, November 8, 2008
Jones AT&T Stadium
Lubbock, Texas



ATTENDANCE: 55,663

SCORE BY QUARTERS	1	2	3	4	FINAL
Oklahoma State	7	7	6	0	20
Texas Tech	14	14	14	14	56

SCORING SUMMARY

Team	No. of Plays	Total Yards	Drive Time	Type of Score	Score Qtr/Time	Drive Start	Scoring Play
Oklahoma St.	3	31	0:58	TD	1st/12:30	TT31	Hunter 2-yard run
Texas Tech	5	80	2:18	TD	1st/10:12	TT20	Britton 16-yard reception
Texas Tech	11	70	4:06	TD	1st/3:38	TT30	Morris 4-yard reception
Texas Tech	14	97	6:47	TD	2nd/10:56	TT03	Crabtree 9-yard reception
Oklahoma St.	12	80	6:43	TD	2nd/4:13	OS28	Toston 2-yard run
Texas Tech	8	72	3:26	TD	2nd/0:47	TT28	Woods 3-yard run
Texas Tech	9	48	3:40	TD	3rd/9:32	OS49	Crabtree 8-yard reception
Oklahoma St.	5	76	1:53	TD	3rd/7:39	OS24	Hunter 4-yard run
Texas Tech	8	80	3:34	TD	3rd/4:05	TT20	Crabtree 1-yard reception
Texas Tech	12	96	5:17	TD	4th/8:52	TT04	Woods 13-yard reception
Texas Tech	7	74	3:09	TD	4th/2:31	TT26	Woods 16-yard reception

TEAM STATISTICS

	OSU	TECH
First Downs	19	38
Net Yards Rushing	186	113
Net Yards Passing	182	516
Completions-Attempts-Int	16-29-1	45-55-0
Total Offense-Yards	368	629
Fumbles: Number-Lost	1-1	3-2
Penalties: Number-Yards	4-40	3-19
Kickoffs-Yards	4-272	9-605
Punt returns: Number-Yards-TD	0-0-0	3-41-0
Kickoff returns: Number-Yds-TD	7-138-0	2-53-0
Interceptions: Number-Yds-TD	0-0-0	1-0-0
Fumble Returns: Number-Yds-TD	0-0-0	0-0-0
Miscellaneous Yards	0	0
Possession Time	25:03	34:57
Third-Down Conversions	5 of 10	7 of 9
Fourth-Down Conversions	0 of 0	1 of 1
Red-Zone Scores-Chances	3-4	8-8

INDIVIDUAL STATISTICS

OSU – Rushing: Hunter 17-112-2, Johnson 5-34-0, Toston 6-24-1, Robinson 6-16-0. Passing: Robinson 16-28-1-182-0. Receiving: Pettigrew 7-72-0, Bryant 4-86-0, Hunter 4-7-0, Davis 1-17-0.

TECH – Rushing: Batch 11-79-0, Woods 9-36-1, Harrell 5-(-2)-0. Passing: Harrell 40-50-0-456-6, Potts 5-5-0-60-1. Receiving: Morris 10-97-1, Crabtree 8-89-3, Lewis 7-93-0, Woods 5-77-2, Batch 5-50-0, Leong 3-36-0, Swindall 3-34-0, Britton 2-21-1, Franks 1-11-0, Walker 1-8-0.



GAME STATISTICS

TEXAS TECH vs. OKLAHOMA

Saturday, November 22, 2008
 Memorial Stadium
 Norman, Oklahoma

ATTENDANCE: 85,646

SCORE BY QUARTERS	1	2	3	4	FINAL
Texas Tech	0	7	7	7	21
Oklahoma	7	35	16	7	65



SCORING SUMMARY

Team	No. of Plays	Total Yards	Drive Time	Type of Score	Score Qtr/Time	Drive Start	Scoring Play
Oklahoma	10	73	3:35	TD	1st/8:59	OU36	Murray 1-yard run
Oklahoma	6	76	1:44	TD	2nd/14:29	OU24	Brown 3-yard run
Oklahoma	5	84	1:17	TD	2nd/10:58	OU16	Gresham 19-yard reception
Oklahoma	5	55	1:46	TD	2nd/7:45	OU45	Iglesias 28-yard reception
Texas Tech	4	57	1:15	TD	2nd/6:28	TT43	Swindall 25-yard reception
Oklahoma	12	80	5:24	TD	2nd/1:04	OU20	Brown 4-yard run
Oklahoma	1	1	0:03	TD	2nd/0:18	TT01	Murray 1-yard run
Oklahoma	8	19	3:46	TD	3rd/11:11	TT34	Stevens 33-yard field goal
Oklahoma	2	3	0:33	TD	3rd/9:07	TT3	Brown 2-yard run
Texas Tech	9	60	3:28	TD	3rd/5:39	TT40	Morris 11-yard reception
Oklahoma	4	90	1:40	TD	3rd/1:38	OU10	Johnson 66-yard reception
Oklahoma	4	38	1:00	TD	4th/13:54	TT38	Broyles 26-yard reception
Texas Tech	12	99	4:37	TD	4th/0:11	TT01	Lewis 27-yard reception

TEAM STATISTICS

	TECH	OU
First Downs	20	32
Net Yards Rushing	45	299
Net Yards Passing	361	326
Completions-Attempts-Int	33-55-1	17-23-0
Total Offense-Yards	406	625
Fumbles: Number-Lost	4-2	2-1
Penalties: Number-Yards	8-47	11-96
Kickoffs-Yards	2-140	11-622
Punt returns: Number-Yards-TD	1-0-0	3-3-0
Kickoff returns: Number-Yds-TD	9-161-0	2-6-0
Interceptions: Number-Yds-TD	0-0-0	1-47-0
Fumble Returns: Number-Yds-TD	0-0-0	1-53-0
Miscellaneous Yards	0	0
Possession Time	30:30	29:30
Third-Down Conversions	1 of 13	7 of 12
Fourth-Down Conversions	3 of 6	1 of 2
Red-Zone Scores-Chances	1-2	7-8

INDIVIDUAL STATISTICS

TECH - Rushing: Batch 8-47-0, Woods 8-39-0, Britton 1-(1)-0, Crabtree 1-(2)-0, Harrell 4-(38)-0. Passing: 33-55-1-361-3. Receiving: Crabtree 6-62-0, Lewis 5-71-1, Woods 5-34-0, Batch 5-32-0, Morris 4-60-1, Swindall 4-50-1, Leong 2-27-0, James 1-22-0, Walker 1-3-0.

OU - Rushing: Murray 18-125-2, Brown 21-108-3, Madu 10-46-0, Bradford 5-18-0, Johnson 1-2-0. Passing: Bradford 14-19-0-304-4, Halzle 3-4-0-22-0. Receiving: Gresham 5-95-1, Murray 4-71-0, Chaney 2-21-0, Johnson 1-66-1, Iglesias 1-28-1, Broyles 1-26-1, Madu 1-9-0, Brown 1-6-0, Clapp 1-4-0.



TEXAS TECH vs. BAYLOR

Saturday, November 29, 2008
 Jones AT&T Stadium
 Lubbock, Texas

ATTENDANCE: 53,470

SCORE BY QUARTERS	1	2	3	4	FINAL
Baylor	13	8	7	0	28
Texas Tech	7	7	7	14	35



SCORING SUMMARY

Team	No. of Plays	Total Yards	Drive Time	Type of Score	Score Qtr/Time	Drive Start	Scoring Play
Texas Tech	14	60	4:31	TD	1st/10:29	TT40	Morris 6-yard reception
Baylor	14	52	7:16	TD	1st/3:13	BU48	Griffin 1-yard run
Baylor	4	34	1:33	TD	1st/0:07	TT34	Griffin 13-yard run
Texas Tech	16	72	7:49	TD	2nd/7:18	TT28	Batch 1-yard run
Baylor	6	16	1:26	TD	2nd/0:01	TT16	Smith 1-yard reception
Baylor	9	78	3:56	TD	3rd/11:04	BU22	Jones 1-yard run
Texas Tech	14	72	5:12	TD	3rd/5:52	TT28	Woods 1-yard run
Texas Tech	12	95	5:33	TD	4th/12:20	TT05	Batch 3-yard run
Texas Tech	7	38	3:18	TD	4th/6:14	BU38	Lewis 4-yard reception

TEAM STATISTICS

	BU	TECH
First Downs	19	24
Net Yards Rushing	229	56
Net Yards Passing	91	309
Completions-Attempts-Int	12-16-1	41-50-1
Total Offense-Yards	320	365
Fumbles: Number-Lost	0-0	2-1
Penalties: Number-Yards	6-40	2-25
Kickoffs-Yards	5-262	6-412
Punt returns: Number-Yards-TD	0-0-0	0-0-0
Kickoff returns: Number-Yds-TD	4-93-0	4-65-0
Interceptions: Number-Yds-TD	1-5-0	1-2-0
Fumble Returns: Number-Yds-TD	0-0-0	0-0-0
Miscellaneous Yards	0	0
Possession Time	28:19	31:41
Third-Down Conversions	7 of 12	9 of 13
Fourth-Down Conversions	2 of 3	2 of 2
Red-Zone Scores-Chances	4-5	5-6

INDIVIDUAL STATISTICS

BU - Rushing: Finley 15-105-0, Griffin 18-99-2, Jones 7-11-1, Sims 2-11-0, Wright 1-3-0. Passing: Griffin 12-15-1-91-1, Wright 0-1-0-0-0. Receiving: White 4-39-0, Wright 3-14-0, Gettis 2-22-0, Akers 1-9-0, Finley 1-6-0, Smith 1-1-1.

TECH - Rushing: Woods 11-43-1, Batch 10-28-2, Harrell 3-(15)-0. Passing: Harrell 41-50-1-309-2. Receiving: Lewis 9-68-1, Crabtree 9-63-0, Batch 6-36-0, Woods 5-29-0, Morris 4-27-1, James 2-27-0, Swindall 2-22-0, Walker 2-15-0, Leong 1-14-0, Britton 1-8-0.



GAME STATISTICS

TEXAS TECH vs. MISSISSIPPI

Friday, January 2, 2009
The Cotton Bowl
Dallas, Texas



ATTENDANCE: 88,175

SCORE BY QUARTERS	1	2	3	4	FINAL
Mississippi	7	17	14	9	47
Texas Tech	14	7	0	13	34

SCORING SUMMARY

Team	No. of Plays	Total Yards	Drive Time	Type of Score	Score Qtr/Time	Drive Start	Scoring Play
Texas Tech	4	61	1:30	TD	1/6:31	TT39	Britton 35-yard reception
Texas Tech				TD	1/5:22		McBath 45-yard INT return
Mississippi	8	78	3:33	TD	1/1:49	UM22	Harris 8-yard reception
Mississippi	10	85	3:34	TD	2/11:57	UM15	Wallace 41-yard reception
Texas Tech	11	75	4:13	TD	2/7:44	TT25	Crabtree 2-yard reception
Mississippi	9	80	3:35	TD	2/4:09	TT20	Harris 21-yard reception
Mississippi	6	35	1:46	FG	2/1:08	UM48	Shene 27-yard FG
Mississippi				TD	3/12:12		Green 65-yard INT return
Mississippi	3	40	1:08	TD	3/6:55	TT40	Bolden 17-yard run
Texas Tech	9	83	3:31	TD	4/12:13	TT17	Britton 12-yard reception
Mississippi				SAFETY			Trahan
Mississippi	9	48	5:28	TD	4/4:34	TT48	McCluster 4-yard run
Texas Tech	7	62	2:57	TD	4/1:37	TT38	Morris 17-yard reception


TEAM STATISTICS

	UM	TECH
First Downs	26	24
Net Yards Rushing	223	105
Net Yards Passing	292	364
Completions-Attempts-Int	18-29-1	36-58-2
Total Offense-Yards	515	469
Fumbles: Number-Lost	2-2	1-0
Penalties: Number-Yards	2-15	8-62
Kickoffs-Yards	8-496	6-405
Punt returns: Number-Yards-TD	4-79-0	1-0-0
Kickoff returns: Number-Yds-TD	4-91-0	7-158-0
Interceptions: Number-Yds-TD	2-78-1	1-45-1
Fumble Returns: Number-Yds-TD	0-0-0	0-0-0
Miscellaneous Yards	0	0
Possession Time	35:14	24:46
Third-Down Conversions	8 of 14	8 of 15
Fourth-Down Conversions	1 of 1	2 of 3
Red-Zone Scores-Chances	4-7	3-3

INDIVIDUAL STATISTICS

UM – Rushing: Bolden 11-101-1, McCluster 14-97-1, Davis 5-22-0, Harmann 1-10-0, Eason 3-3-0, Wallace 1-(-2)-0, Snead 7-(-2)-0. Passing: Snead 18-29-1-292.3. Receiving: McCluster 6-83-0, Wallace 4-80-1, Hodge 2-49-0, Harris 2-29-2, Bolden 2-13-0, Summers 1-29-0, Eason 1-9-0.






























TECH – Rushing: Woods 6-46-0, Harrell 6-43-0, Batch 2-16-0. Passing: Harrell 36-58-2-364.4. Receiving: Morris 10-89-1, Britton 5-87-2, Woods 5-67-0, Lewis 5-44-0, Swindall 4-33-0, Crabtree 4-30-1, Batch 2-7-0, Leong 1-7-0.





**HISTORY
AND TRADITION**

FIRST-TEAM ALL-AMERICANS

					
HERSCHEL RAMSEY End, 1935	LEONARD LATCH Offensive Tackle, 1938	A.B. (ABE) MURPHY Offensive Tackle, 1938	WALTER SCHLINKMAN Offensive Back, 1945	E.J. HOLUB Center/Linebacker, 1959-60	DAVE PARKS Split End, 1963
					
DONNY ANDERSON Running Back, 1964-65	PHIL TUCKER Offensive Guard, 1967	KENNY VINYARD Place Kicker, 1968	DENTON FOX Defensive Back, 1969	ANDRE TILLMAN Tight End, 1973	THOMAS HOWARD Linebacker, 1976
					
DAN IRONS Offensive Tackle, 1977	TED WATTS Defensive Back, 1980	GABE RIVERA Defensive Tackle, 1982	TYRONE THURMAN Kick Returner, 1988	CHARLES ODIORNE Offensive Tackle, 1989	MARK BOUNDS Punter, 1991
					
LLOYD HILL Wide Receiver, 1992	BYRON MORRIS Running Back, 1993	ZACH THOMAS Linebacker, 1994-95	MARCUS COLEMAN Defensive Back, 1995	BYRON HANSPARD Running Back, 1996	MONTAE REAGOR Defensive End, 1988
					
DWAYNE SLAY Free Safety, 2005	MICHAEL CRABTREE Wide Receiver, 2007-08	BRANDON CARTER Offensive Line, 2008	GRAHAM HARRELL Quarterback, 2008	RYLAN REED Offensive Line, 2008	



Michael Crabtree

ALL-AMERICANS

SECOND-TEAM ALL-AMERICANS

2001	Kevin Curtis	Free Safety
2000	Kevin Curtis	Strong Safety
1998	Ricky Williams	Running Back
1997	Montae Reagor	Defensive End
1995	Marcus Coleman	Defensive Back
1994	Zach Thomas	Linebacker
1993	Byron Morris	Running Back
1992	Lloyd Hill	Wide Receiver
1991	Tracy Saul	Defensive Back
1989	James Gray	Running Back
1980	Ted Watts	Defensive Back
1974	Ecomet Burley	Offensive Tackle
1972	Donald Rives	Defensive Tackle
1968	Don King	Offensive Line
1966	Larry Gilbert	Tight End
1953	Bobby Cavazos	Running Back
1951	Jerrell Price	Offensive Tackle

THIRD-TEAM ALL-AMERICANS

2008	Louis Vasquez	Offensive Guard
2004	Trey Haverty	Inside Receiver
2001	Lawrence Flugence	Linebacker
2001	Aaron Hunt	Defensive End
1998	Ricky Williams	Running Back
1996	Ben Kaufman	Offensive Tackle
1994	Zach Thomas	Linebacker
1991	Tracy Saul	Defensive Back
1989	Charles Odiorne	Offensive Tackle
1986	Brad Hastings	Linebacker
1978	James Hadnot	Full Back
1953	Bobby Cavazos	Running Back

HONORABLE MENTION ALL-AMERICANS

1995	Byron Hanspard	Running Back
1985	Carl Carter	Defensive Back
1985	Brad Hastings	Linebacker
1984	Dwayne Jiles	Linebacker
1982	Ricky Gann	Kicker
1980	Renie Baker	Split End
1980	James Giles	Defensive Tackle
1980	Tate Randle	Safety
1980	Gabe Rivera	Defensive Tackle
1980	Ted Watts	Defensive Back
1976	Mike Sears	Offensive Guard
1970	Ken Perkins	Defensive Back
1956	Barton Massey	Center
1954	Claude Harland	End
1954	Jim Sides	Back
1954	Jerry Walker	Offensive Tackle
1953	Bobby Cavazos	Running Back
1953	Jack Kirkpatrick	Quarterback
1953	Jerry Walker	Offensive Tackle
1952	Bobby Cavazos	Running Back
1951	Bobby Cavazos	Running Back
1944	Walter Schlinkman	Running Back
1938	Elmer Tarbox	Half Back

MISCELLANEOUS ALL-AMERICANS

2007	Brian Duncan, LB	Freshman All-American
2007	Colby Whitlock, DT	Freshman All-American
2005	McKinner Dixon, DE	Freshman All-American
2003	Brock Stratton, LB	Freshman All-American
2000	Wes Welker, IR	Freshman All-American
1997	Ricky Williams, RB	Freshman All-American
1991	Scott Fitzgerald, C	Freshman All-American
1991	Shawn Jackson, DE	Sophomore All-American
1989	Tracy Saul, DB	Freshman All-American



▲ ZACH THOMAS



▲ LOUIS VASQUEZ

1986	Brad Hastings, LB	Senior All-American
1984	Calvin Riggs, DE	Sophomore All-American
1938	Leonard Latch, OT	Unsung All-Americans

ACADEMIC ALL-AMERICANS



KLIFF KINGSBURY
Quarterback, 2002




KEITH COCKRUM
Linebacker, 1999



ROBERT KING
Punter, 1992-93



TOM MATHIASMEIER
Defensive End, 1989



CHUCK ALEXANDER
Defensive Back, 1983



JEFF MCKINNEY
Linebacker, 1980



MAURY BUFORD
Punter, 1979-80



JEFF JOBE
Split End, 1972



Keith Cockrum

ALL-BIG 12 CONFERENCE HONORS

FIRST TEAM

2008	Michael Crabtree	Wide Receiver
	Darcel McBath	Safety
	Brandon Williams	Defensive End
2007	Michael Crabtree	Wide Receiver
	Alex Trlica	Place Kicker
	Louis Vasquez	Offensive Line
2006	Joel Filani	Wide Receiver
2005	Joel Filani	Wide Receiver
	Taurean Henderson	Running Back
	Jarrett Hicks	Wide Receiver
2004	Dwayne Slay	Safety
	Jarrett Hicks	Wide Receiver
	Danny Amendola	Kick/Punt Returner
2003	Adell Duckett	Defensive End
	Mickey Peters	Inside Receiver
	Wes Welker	All-Purpose/KR
2002	Kliff Kingsbury	Quarterback
2001	Ricky Williams	Running Back
2000	Kevin Curtis	Safety
1999	Kevin Curtis	Safety
	Jonathan Gray	Offensive Line
1998	Montae Reagor	Defensive End
	Taurus Rucker	Defensive Line
1997	Dane Johnson	Defensive Back
	Montae Reagor	Defensive End
1996	Byron Hanspard	Running Back

SECOND TEAM

2008	Daniel Charbonnet	Safety
	Rylan Reed	Offensive Tackle
	Louis Vasquez	Offensive Line
	Shannon Woods	Running Back
2007	Graham Harrell	Quarterback
	Brandon Williams	Defensive End
2006	Keyunta Dawson	Defensive End
	Glenn January	Offensive Line
2005	Keyunta Dawson	Defensive End
	Cody Hodges	Quarterback
	Robert Johnson	Inside Receiver
	Vincent Meeks	Safety
	Manny Ramirez	Offensive Line
2004	E.J. Whitley	Offensive Line
	Dylan Gandy	Center
	Daniel Loper	Offensive Line
2003	Mike Smith	Linebacker
	Ryan Aycock	Safety



Darcel McBath

2002	Adell Duckett	Defensive End
	Daniel Loper	Offensive Line
	B.J. Symons	Quarterback
2001	Lawrence Flugence	Linebacker
	Wes Welker	Wide Receiver/KR
2000	Kevin Curtis	Safety
	Lawrence Flugence	Linebacker
	Aaron Hunt	Defensive End
	Kliff Kingsbury	Quarterback
	Rex Richards	Offensive Line
1999	Tim Baker	Wide Receiver
	Lawrence Flugence	Linebacker
	Kris Kocurek	Defensive Tackle
	Curtis Lowery	Offensive Line
1998	Sammy Morris	Running Back
	Taurus Rucker	Defensive End
	Donnie Hart	Wide Receiver
	Curtis Lowery	Offensive Line
1997	John Norman	Punt Returner
	Ricky Williams	Running Back
	Donnie Hart	Wide Receiver
1996	Cody McGuire	Defensive Line
	Jay Pugh	Center
2000	Ben Kaufman	Offensive Line
	Zebbie Lethridge	Quarterback

HONORABLE MENTION

2008	Baron Batch	Running Back
	Brandon Carter	Offensive Guard
	McKinner Dixon	Defensive End
	Brian Duncan	Linebacker

2007	Stephen Hamby	Center
	Graham Harrell	Quarterback
	Jamar Wall	Cornerback
	Colby Whitlock	Nose Tackle
2006	Marlon Williams	Linebacker
	Marlon Winn	Offensive Tackle
	Danny Amendola	Wide Receiver
	Brandon Carter	Offensive Line
	Joe Garcia	Safety
2005	Rajon Henley	Defensive Tackle
	Darcel McBath	Safety
	Chris Parker	Defensive Back
	Jonathan LaCour	Punter
	Rylan Reed	Offensive Line
	Jamar Wall	Defensive Back
	Colby Whitlock	Defensive Tackle
	Marlon Williams	Linebacker
	Marlon Winn	Offensive Line
	Joe Garcia	Safety
2004	Graham Harrell	Quarterback
	Chris Hudler	Defensive Tackle
	Manny Ramirez	Offensive Line
	Jake Ratliff	Defensive End
	Alex Reyes	Punter
	Brock Stratton	Linebacker
	Louis Vasquez	Offensive Line
	Shannon Woods	Running Back
	Danny Amendola	Wide Receiver
	Brandon Jones	Center
	Alex Reyes	Punter
	John Saldi	Linebacker
2003	Ken Scott	Defensive Tackle
	Fletcher Session	Linebacker
	Alex Trlica	Place Kicker
	Shannon Woods	Kick Returner
	Cody Campbell	Offensive Line
	Sonny Cumbie	Quarterback
	Nehemiah Glover	Wide Receiver
	Trey Haverty	Inside Receiver
	Taurean Henderson	Running Back
	Antonio Huffman	Defensive Back
	Vincent Meeks	Safety
	Seth Nitschmann	Defensive End
Manny Ramirez	Offensive Line	
John Saldi	Linebacker	
Brock Stratton	Linebacker	
2002	Toby Cecil	Center
	Carlos Francis	Wide Receiver
	Nehemiah Glover	Wide Receiver
	Taurean Henderson	All-Purpose
	Casey Keck	Offensive Line



▲ MICHAEL CRABTREE



▲ BRANDON WILLIAMS

	John Saldi	Linebacker
	Brock Stratton	Linebacker
	Wes Welker	Wide Receiver
2002	Ryan Aycock	Safety
	Toby Cecil	Center
	Adell Duckett	Defensive End
	Nehemiah Glover	Wide Receiver
	Joselio Hanson	Defensive Back
	Taurean Henderson	Running Back
	Aaron Hunt	Defensive End
	Daniel Loper	Offensive Line
	Rodney McKinney	Defensive Tackle
	Anton Paige	Wide Receiver
	Mickey Peters	Inside Receiver
	Rex Richards	Offensive Line
	Ricky Sailor	Defensive Back
	John Saldi	Linebacker
	Robert Treece	Place Kicker
	E.J. Whitley	Offensive Line
2001	Ryan Aycock	Safety

	Toby Cecil	Center
	Carlos Francis	Wide Receiver
	Clayton Harmon	Defensive Tackle
	Jonathan Hawkins	Linebacker
	Matt Heider	Offensive Line
	Paul McClendon	Safety
	Mickey Peters	Inside Receiver
	Mike Smith	Linebacker
	Wes Welker	Punt Returner
2000	Derek Dorris	Wide Receiver
	Matt Heider	Offensive Line
	Kris Kocurek	Defensive Tackle
	John Norman	Linebacker
	Dorian Pitts	Linebacker
	Rex Richards	Offensive Line
	Wes Welker	Punt Returner
1999	Kyle Allamon	Tight End
	Kevin Curtis	Safety
	Anthony Malbrough	Defensive Back
	John Norman	Punt Returner


	Kyle Shipley	Linebacker
1998	Kyle Allamon	Tight End
	Darwin Brown	Defensive Back
	Kris Kocurek	Defensive Tackle
1997	Eric Butler	Linebacker
	Tony Darden	Defensive Back
	Zebbie Lethridge	Quarterback
	Malcolm McKenzie	Wide Receiver
	Tony Rogers	Place Kicker
	Chris Whitney	Offensive Line
1996	Jody Brown	Defensive End
	Tony Daniels	Defensive End
	Tony Darden	Defensive Back
	Jaret Greaser	Place Kicker
	Donnie Hart	Wide Receiver
	Robert Johnson	Linebacker
	Montae Reagor	Defensive End

ALL-SOUTHWEST CONFERENCE HONORS

1995	Marcus Coleman	Defensive Back
	Byron Hanspard	Running Back
	Dane Johnson	Punt Returner
	Zach Thomas	Linebacker
1994	Cat Adams	Defensive Back
	Marcus Coleman	Defensive Back
	Scott Fitzgerald	Center
	Dane Johnson	Punt Returner
	Bart Thomas	Safety
	Zach Thomas	Linebacker
	Damon Wickware	Defensive Line
1993	Brad Elam	Center
	Robert Hall	Quarterback
	Lloyd Hill	Wide Receiver
	Robert King	Punter
	Derrell Mitchell	Wide Receiver
	Byron Morris	Running Back
	Stacey Petrich	Offensive Line
1992	Charlie Biggurs	Offensive Line
	Lloyd Hill	Wide Receiver
	Shawn Jackson	Defensive End
	Stance Labaj	Offensive Line
	Mike Liscio	Linebacker
	Byron Morris	Running Back
	Tracy Saul	Defensive Back
1991	Charlie Biggurs	Offensive Line
	Rodney Blackshear	Wide Receiver
	Mark Bounds	Punter
	Brian Dubiski	Safety
	Jason Duvall	Offensive Line

	Lin Elliott	Place Kicker
	Tracy Saul	Defensive Back
	Matt Wingo	Linebacker
1990	Rodney Blackshear	Wide Receiver
	Charles Rowe	Linebacker
	Tracy Saul	Kick Returner
	Sammy Walker	Defensive Back
	Matt Wingo	Linebacker
1989	James Gray	Running Back
	Tom Mathiasmeier	Defensive End
	Charles Odiorne	Offensive Line
	Charles Perry	Charles Perry
	Nathan Richburg	Offensive Line
	Charles Rowe	Linebacker
	Tracy Saul	Kick Returner
	Sammy Walker	Defensive Back
	Len Wright	Center
1988	Charles Odiorne	Offensive Line
	Desmond Royal	Defensive Line
	Tyrone Thurman	Kick Returner
	Billy Joe Tolliver	Quarterback
1987	Eddy Anderson	Wide Receiver
	James Gray	Running Back
	Artis Jackson	Defensive Line
	Michael Johnson	Linebacker
	Jeff Keith	Offensive Line
	Mike McBride	Offensive Line
	Scott Segrist	Place Kicker
	Billy Joe Tolliver	Quarterback
	Wayne Walker	Wide Receiver

1986	Brad Hastings	Linebacker
	Chris Tanner	Center
	Tyrone Thurman	Kick Returner
	Wayne Walker	Wide Receiver
1985	Carl Carter	Defensive Back
	Brad Hastings	Linebacker
1984	Carl Carter	Defensive Back
	Brad Hastings	Linebacker
	Dwayne Jiles	Linebacker
1983	Stan David	Safety
1982	Ricky Gann	Place Kicker
	Anthony Hutchison	Running Back
	Gabriel Rivera	Defensive Line
	Stan Williams	
1981	Maury Buford	Punter
	Tate Randle	Safety
1980	Tate Randle	Safety
	Ted Watts	Safety
1979	James Hadnot	Full Back
	Ted Watts	Safety
1978	Bill Adams	Place Kicker
	Maury Buford	Punter
	Larry Flowers	Safety
	James Hadnot	Full Back
	Joe Walstad	Offensive Line
1977	Richard Arledge	Defensive End
	Eric Felton	Defensive Back
	Dan Irons	Offensive Line
	Mike Mock	Linebacker
1976	Rodney Allison	Quarterback
	Harold Buell	Defensive End
	Greg Frazier	Defensive Back
	Thomas Howard	Linebacker
	Dan Irons	Offensive Line
	Larry Isaac	Running Back
	Mike Sears	Offensive Tackle
1975	Ecomet Burley	Defensive Line
	Pat Felux	Tight End
	Tony Green	Defensive Back
	Curtis Jordan	Safety
	Tommy Lusk	Offensive Line
	Mike Sears	Offensive Line
1974	Lawrence Williams	End
	Tommy Cones	Defensive End
	Ecomet Burley	Defensive Line
	Curtis Jordan	Defensive Back



Lloyd Hill



▲ ZACH THOMAS

1973	Dennis Allen	Offensive Line
	Joe Barnes	Quarterback
	Ecomet Burley	Defensive Line
	Tom Furgerson	Offensive Line
	Don Grimes	Place Kicker
	Larry Isaac	Running Back
	David Knaus	Offensive Line
	Andre Tillman	Tight End
	Kenneth Wallace	Defensive Back
	Danny Willis	Defensive Back
1972	Russell Ingram	Center
	Don Rives	Defensive Line
1971	Marc Dove	Defensive Back
	Larry Molinare	Linebacker
1970	Bruce Dowdy	Defensive End
	Doug McCutchen	Half Back
	Wayne McDermand	Defensive Line
	Ken Perkins	Defensive Back
1969	Richard Campbell	Defensive End
	Denton Fox	Defensive Back

	Jerry Don Sanders	Place Kicker
1968	Larry Alford	Safety
	Richard Campbell	End
	Don King	Offensive Line
	Kenny Vinyard	Place Kicker
1967	Mike Leinert	Half Back
	Ed Mooney	Linebacker
	Phil Tucker	Offensive Line
	Jerry Turner	Center
1966	Larry Gilbert	End
	Mike Leinert	Half Back
1965	Donny Anderson	Half Back
	Tom Wilson	Quarterback
1964	Donny Anderson	Half Back
	Teddy Roberts	Safety
1963	Donny Anderson	Half Back
	David Parks	Split End
1962	David Parks	Split End
1960	E.J. Holub	Center

ALL-BORDER CONFERENCE HONORS


1955	Hal Broadfoot	Guard
	Bill Herchmann	Tackle
	Don Schmidt	Half Back
	James Sides	Full Back
	Jerry Walker	Tackle
1954	Hal Broadfoot	Guard
	Walter Bryan	Half Back
	Claude Harland	End
	Bill Herchmann	Tackle
	Jerry Johnson	Quarterback
	Bob Kilcullen	Tackle
	James Sides	Full Back
	Rick Spinks	Half Back
	Jerry Walker	Tackle
	Arlen Wesley	Guard
	Dwayne West	Center
	Dean White	End
1953	Bobby Cavazos	Running Back
	Don Gray	Guard
	Jack Kirkpatrick	Quarterback
	James Sides	Half Back
	Vic Spooner	End
	Jerry Walker	Tackle
	Jimmy Williams	Tackle
1952	Bobby Cavazos	Half Back
	Hollis Davis	Tackle
	Ray Howard	Guard
	Jim Turner	Half Back
1951	Junior Arterbrun	Quarterback
	Bobby Cavazos	Half Back
	Ray Howard	Guard
	Aubrey Phillips	Center
	Jerrell Price	Tackle
	Jim Turner	Half Back
1950	Robert Broyles	Guard
	Jerrell Price	Tackle
1949	James Conley	Full Back
	Marshall Gettys	Tackle
	Dan Pursel	Guard
	Calvin Stevenson	Half Back
1948	John Andrews	Tackle
	Marshall Gettys	Tackle
	Ernest Hawkins	Quarterback
	Bill Kelley	End
	Dorrell McCurry	Guard
	Dan Pursel	Guard

1947	Fred Brown	Quarterback
	Roland Nabors	Center
	Ed Smith	Half Back
	Joe Smith	End
	Bernie Winkler	Tackle
1946	Clyde Hall	Tackle
	Floyd Lawhorn	Guard
	Roland Nabors	Center
	Ed Robnett	Full Back
	Roger Smith	Half Back
	Bernie Winkler	Tackle
1943-45	No Team Selected	
1942	Will Allbright	Guard
	Don Austin	Back
	J.R. Calahan	Back
	Doyle Caraway	Guard
	Walter Schlinkman	Back
	Joe Smith	End

	George Zoller	Tackle
1941	Tyrus Bain	Quarterback
	Charles Dvoracek	Full Back
1937	Lewis Jones	Guard
	Floyd Owens	Guard
	Herschel Ramsey	End
	Elmer Tarbox	Half Back
1936	William Holcomb	Tackle
	Jim Neill	Half Back
	Herschel Ramsey	End
	Tom Wiginton	Center
1935	Charles Duvall	Quarterback
	Walker Nichols	Guard
1934	G.C. Dowell	Half Back
	Pete Owens	Guard
	Lawrence Priddy	Center
1933	Elva Baker	End
	Matt Hitchcock	End



▲ BOBBY CAVAZOS



▲ JERRY JOHNSON

ACADEMIC ALL-CONFERENCE HONORS

BIG 12 CONFERENCE

2008 ... First Team: Bront Bird, Business Administration; Taylor Charbonnet, Business Administration; Cory Fowler, General Business-graduate; J.J. Griffin, Exercise and Sport Sciences-graduate; Graham Harrell, Education-graduate; Jonathan LaCour, Advertising; David Neill, Human Development and Family Studies; Mickey Okafor, Arts and Sciences undeclared; Chris Olson, Marketing and Management; Chris Perry, Arts and Sciences undeclared; Taylor Potts, Exercise and Sport Sciences; Todd Walker, Human Development and Family Studies. Second Team: Daniel Charbonnet, General Studies; Rashad Hawk, Arts and Sciences undeclared; Jake Johnson, Human Development and Family Studies; Franklin Mitchem, General Business; Eric Morris, Communication Studies; Jake Ratliff, Animal Science.

2007 ... First Team: Grant Berg, Finance; Graham Harrell, History; Kelly Hildebrandt, General Business; Eric Morris, Communication Studies; Chris Olson, General Business; David Schaefer, Bio-Chemistry; Clint Stoffels, General Business; Alex Trlica, Finance; Grant Walker, Business Management. Second Team: Daniel Charbonnet, General Studies; Brian Duncan, General Business; Chad Hill, Finance; Jamar Wall, Exercise and Sport Sciences; Loy White, Business Marketing; Marlon Williams, Civil Engineering; Tyler Yenger, Finance.

2006 ... First Team: Matt Grisell, English; Graham Harrell, History; Chris Hudler, Sports Management; Brock Stratton, Restaurant, Hotel and Institutional Management; Keith Toogood, Business Management; Alex Trlica, Finance and Accounting; Grant Walker, Business Management; Todd Walker, Pre-Medicine. Second Team: Daniel Charbonnet, Communications; Chad Hill, General Business; Antonio Huffman, Sociology.

2005 ... First Team: SirDon Lewis, Psychology; David Schaefer, Biochemistry. Second Team: Lance Fuller, Business; John Saldi, Communications; Calen Shearer, Business; Alex Trlica, Finance.

2004 ... First Team: Sonny Cumbie, History; Cody Fuller, Communications; Joe Garcia, Undeclared; Sione Havili, Human Development and Family Studies; Brock Stratton, Restaurant, Hotel and Institutional Management; Josh Rangel, Public Relations; Alex Trlica, Pre-Nursing; Jeremy Woods, Graduate Studies/Marketing. Second Team: Brian Bishop, General Business; Cody Campbell, MBA; Dylan Gandy, Finance; SirDon Lewis, Human Development and Family Studies; Seth Nitschmann, Finance; Brent Slaughter, Petroleum Land Management; Keith Toogood, Marketing.

2003 ... First Team: Marcus Boyd, Marketing/Management; Cody Campbell, MBA; Cody Fuller, Communications; Taylor Jobe, Advertising; Byron Johnson, Marketing/Management; Josh Rangel, Public Relations; Dupree Scovell, Finance/Graduate. Second Team: Ryan Aycock, Communication Studies; Toby Cecil, Finance; Joel Filani, Undeclared; Dylan Gandy, History; Trey Haverty, Management; B.J. Symons, Management; Keith Toogood, Business; Jeremy Woods, Graduate Studies.

2002 ... First Team: Eric Bartee, Exercise and Sport Sciences; Cody Campbell, Finance/Economics; Toby Cecil, Finance; Lennard Christensen, High Performance Management; Cody Fuller, Undeclared; Dylan Gandy, Business; Taylor Jobe, Advertising; Kliff Kingsbury, Master's of Sport Management. Second Team: Ryan Aycock, Communication Studies; Marcus Boyd, Marketing; Cody Davis, Management; Adell Duckett, Exercise and Sport Sciences; Trey Haverty, Management; Byron Johnson, Marketing; Clay McGuire, History; Josh Page, Master's of Restaurant, Hotel and Institutional Management; Josh Rangel, Public Relations; Ricky Sailor, Human Development and Family Studies; B.J. Symons, Management; Robert Treece, Exercise and Sport Sciences; E.J.

Whitley, Undeclared; Robert Wyatt, Graduate Studies.

2001 ... First Team: Ryan Aycock, Communication Studies; Eric Bartee, Exercise and Sport Science; Marcus Boyd, Management Information Systems; Rusty Bucy, Communication Studies; Cody Campbell, Finance/Economics/Petroleum Land Management; Toby Cecil, Business; Lennard Christensen, High Performance Management/Graduate School; Dylan Gandy, Undeclared; Trey Haverty, Undeclared; Byron Johnson, Marketing; Kliff Kingsbury, Management; Paul McClendon, Management Information Systems; Dupree Scovell, Management/Marketing; King Scovell, Finance/General Business; Robert Wyatt, Restaurant, Hotel and Institutional Management. Second Team: Peter Abrigg, Construction Technology; Preston Hartfield, Exercise Sport Management; Jonathan Hawkins, Teacher Certification/Graduate School; Josh Page, Restaurant, Hotel and Institutional Management; Justin Reed, Communication Studies; B.J. Symons, Finance; Wes Welker, Undeclared.

2000 ... First Team: Peter Abrigg, Construction Technology; Ryan Aycock, Communication Studies; Chris Birkholz, Biology; Tony Cantu, Spanish/Exercise Sciences; Lennard Christensen, High Performance Management; John DePasquale, MBA; Carlos Francis, Exercise and Sport Sciences; Jonathan Hawkins, Sports Management; Sam Hooks, MBA; J.P. Jansen, Agronomy; Kliff Kingsbury, Management; Paul McClendon, MIS; Robert Monroe, Kyle Sanders, Master's of Science/Motor Behavior; King Scovell, Finance; Robert Wyatt, Restaurant, Hotel and Institutional Management. Second Team: Rusty Bucy, Communications; Will Culpepper, MBA; Derek Dorris, Exercise and Sport Science; Kris Kocurek, Exercise and Sport Sciences; Mickey Peters, Exercise and Sport Sciences; Justin Reed, Communications; Toby Shain, Exercise and Sports Science; Reggie Savage, Exercise and Sport Sciences; J.J. Williams, Exercise and Sport Sciences; Shaud Williams, Marketing.

1999 ... First Team: Peter Abrigg, Arts and Sciences; Eric Bartee; Chris Birkholz, Biology; Reagan Bownds, Agriculture Business; Brien Burchett; Keith Cockrum, Finance; J.P. Jansen, Agronomy; Kliff Kingsbury; Paul McClendon, MIS; Robert Monroe; Rob Peters, Accounting; Brian Roberson, Engineering; Charlie Robinson; Kyle Sanders, History; King Scovell, Finance; Kyle Shipley, Finance; Robert Wyatt. Second Team: Rusty Bucy; Will Culpepper, Management; Paul Erickson, History; Matt Heider, Mathematics; Josh Page; Reggie Savage, Exercise & Sports Sciences; J.J. Williams.

1998 ... First Team: Chris Birkholz, Biology; Reagan Bownds, Agribusiness; Keith Cockrum, Finance; Jaret Greaser, Agriculture Economics; Matt Heider, Undecided; Jeremy Hernandez,

Biochemistry; Paul McClendon, Undecided; Robert Monroe, Accounting; Cody Patton, Interdisciplinary Agriculture; Rob Peters, Accounting; Brian Roberson, Engineering; Kyle Sanders, History; King Scovell, Finance; Kyle Shipley, Finance. Honorable Mention: Kris Kocurek, Undecided; Montae Reagor, Exercise & Sport Sciences; Reggie Savage, Exercise & Sport Sciences.

1997 ... First Team: Reagan Bownds, Agricultural Business; Corey Chandler, Communications; Keith Cockrum, MIS/Finance; Jaret Greaser, Agriculture Econ.; Jeremy Hernandez, Bio-Chemistry; Cody Patton, Agriculture; Rob Peters, Accounting; Zac Potter, Accounting; Brian Roberson, Civil Engineering; Tony Rogers, Marketing. Honorable Mention: Tim Baker, MIS; Jonathan Hawkins, ESS; Kyle Shipley, Accounting; Matt Tittle, Communications; Duane Toliver, Business.

1996 ... First Team: Sone Cavazos, Civil Engineering; Keith Cockrum, Finance; Jaret Greaser, Agricultural Business; Jeremy Hernandez, Bio Chemistry; Ryan Jones, Communications; Rob Peters, Accounting; Tony Rogers, Marketing; Field Scovell, General Business. Honorable Mention: Corey Chandler, Communications.

SOUTHWEST CONFERENCE

1995 ... Ed Hendrix, ESS; Tony Rogers, Management; Field Scovell, Finance.

1994 ... Scott Aylor, Electrical Engineering; Ed Hendrix, ESS.

1993 ... Jason Clemmons, ESS; Robert King, Chem. Engineering; Stacey Petrich, Finance.

1992 ... Steve Carr, Marketing; Scott Fitzgerald, Electrical Eng.; Stacey Petrich, Finance.

1991 ... King Hodson, RHIM; Steve Carr, Marketing; Stacey Petrich, Finance.

1990 ... Chris Naughton, ESS; Jason Rattan, Pre-Vet. Medicine; David McFarland, Finance.


1989 ... David McFarland, Finance; Tom Mathiasmeier, Finance; Bart Talkington, English.

1988 ... Tom Mathiasmeier, Finance; Bart Talkington, English.

1987 ... Eric Everett, Physical Education; Terry Lynch, Broadcast Journalism; Tim Tannehill, Physical Education.



▲ KLIFF KINGSBURY



▲ FIELD SCOVELL

NATIONAL AWARDS



NATIONAL FOOTBALL FOUNDATION AND COLLEGE HALL OF FAME

The National Football Foundation and College Hall of Fame recognizes those who made an impact on college football during their careers. There are more than 850 members currently in the Hall of Fame, selected from a pool of more than four million players throughout collegiate football history. Three are from Texas Tech – E.J. Holub, Donny Anderson and Dave Parks, who was enshrined in July 2009 in South Bend, Ind.



▲ E.J. HOLUB



▲ DONNY ANDERSON



Dave Parks, 2008 Inductee

2007 & 2008 FRED BILETNIKOFF AWARD WINNER ► MICHAEL CRABTREE

(Presented annually to the nation's top wide receiver)



HEISMAN MEMORIAL TROPHY

YEAR	PLAYER	PLACE
1960	E.J. Holub	10th
1965	Donny Anderson	4th
1996	Byron Hanspard	6th
2002	Kliff Kingsbury	9th
2003	B.J. Symons	10th
2008	Graham Harrell	4th
2008	Michael Crabtree	5th

AT&T ALL-AMERICA PLAYER OF THE YEAR

YEAR	PLAYER
2007	Michael Crabtree
2008	Graham Harrell

DOAK WALKER AWARD

(Presented annually to the nation's top running back)

YEAR	PLAYER
1993	Byron Morris
1996	Byron Hanspard

JOHNNY UNITAS GOLDEN ARM AWARD

(Presented to the nation's top quarterback)

YEAR	PLAYER
2008	Graham Harrell

SAMMY BAUGH TROPHY

(Presented to the nation's top quarterback by the Touchdown Club of Columbus)

YEAR	PLAYER
2002	Kliff Kingsbury
2003	B.J. Symons
2007	Graham Harrell

PAUL WARFIELD TROPHY

(Presented to the nation's top receiver by the Touchdown Club of Columbus)

YEAR	PLAYER
2007	Michael Crabtree
2008	Michael Crabtree

AFCA GOOD WORKS TEAM

(Honoring college football student-athletes and their contributions to their communities)

YEAR	PLAYER	POSITION
1997	Dane Johnson	Defensive Back
1998	Montae Reagor	Defensive End
2008	Brian Duncan	Linebacker

NFF/COLLEGE FOOTBALL HALL OF FAME POST-GRADUATE SCHOLARSHIP

YEAR	PLAYER	POSITION
2002	Kliff Kingsbury	Quarterback
2008	Graham Harrell	Quarterback

NCAA POST-GRADUATE SCHOLARSHIP

(Presented annually to student-athletes that excel off the field)

YEAR	PLAYER	POSITION
1965	James Ellis, Jr.	
1968	John Scovell	Quarterback
1975	Jeffrey Jobe	
1978	Richard Arledge	
1985	Bradford White	
1990	Thomas Mathiasmeier	Quarterback
1996	Field Scovell	Receiver

VERIZON ACADEMIC PLAYER OF THE YEAR

(Presented annually by CoSIDA to the nation's top academic student-athlete)

YEAR	PLAYER	POSITION
2002	Kliff Kingsbury	Quarterback

STREET & SMITH'S 50TH ANNIVERSARY TEAM

YEAR	PLAYER	POSITION
1960	E.J. Holub	Center

◀ DAN FOUTS, MICHAEL CRABTREE, FRED BILETNIKOFF

TEAM AWARDS

PETE CAWTHON MEMORIAL TEAM MVP

2008	Graham Harrell	QB
2007	Michael Crabtree	WR
2006	Joel Filani	WR
2005	Taurean Henderson	RB
2004	Mike Smith	LB
2003	Wes Welker	WR
2002	Aaron Hunt	DE
	Kliff Kingsbury	QB
2001	Kevin Curtis	FS
	Ricky Williams	RB
2000	Kliff Kingsbury	QB
	Kevin Curtis	SS
1999	Sammy Morris	RB
1998	Montae Reagor	DE
1997	Montae Reagor	DE
1996	Byron Hanspard	RB
1995	Zach Thomas	LB
1994	Zach Thomas	LB
1993	Byron Morris	RB
1992	Lloyd Hill	WR
1991	Robert Hall	QB
1990	Rodney Blackshear	WR
1989	James Gray	B
1988	Billy Joe Tolliver	QB
1987	James Gray	B
1986	Roland Mitchell	DB
1985	Carl Carter	DB
1984	Freddie Wells	FB
	Dwayne Jiles	LB
1983	Ronald Byers	NG
1982	Gabriel Rivera	DL
1981	Terry Baer	LB
1980	Ted Watts	S
1979	James Hadnot	FB
1978	Don Kelly	LB
1977	Mike Mock	LB
	Billy Taylor	FB
1976	Thomas Howard	LB
1975	Pat Felix	TE
1974	Lawrence Williams	HB
1973	Joe Barnes	QB
1972	Donald Rives	G
1971	Larry Molinare	LB
1970	Bruce Dowdy	DE
1969	Denton Fox	DB
1968	Don King	G
1967	Jerry Turner	C
1966	James Henkel	T
1965	Donny Anderson	HB
1964	Jerry Don Balch	E
1963	Bill Shaha	G
1962	David Parks	E

DELL MORGAN MEMORIAL COURAGE

2008	Rylan Reed	OL
2007	Eric Morris	IR
2006	Chris Hudler	NT
2005	Khalid Naziruddin	CB
	Trey Haverty	IR
2003	Carlos Francis	WR
2002	Rodney McKinney	DL
2001	Jason May	OL
2000	Wes Welker	RB
1999	Rob Peters	QB
1998	Rob Peters	QB
1997	Zebbie Lethridge	QB
	Cody McGuire	DT

1996	Ryan Donohue	LB
1995	Shawn Banks	LB
1994	Robert Johnson	LB
	Scott Fitzgerald	C
1993	Bruce Hill	FB
1992	Stance Labaj	OL
1991	Matt Wingo	LB
1990	Stephon Weatherspoon	LB
1989	Clifton Winston	FB
1988	Ervin Farris	FB
1987	Bart Reagor	DB
1986	Brad Hastings	LB
1985	Scott Davis	DT
1984	Joe McMeans	OG
	Wayne Dawson	DE
1983	Kerry Tecklenburg	LB
1982	Stan Williams	LB
1981	Ron Reeves	QB
1980	Roger Jones	DE
1979	Johnny Quinney	LB
1978	Brian Nelson	SE
1977	Gary McCright	LB
	Rodney Allison	QB
1976	Bill Bothwell	DT
1975	Ray Hennig	DT
1974	David Knaus	DL
1973	James Mosley	B
1972	Harold Lyons	G
1971	Marc Dove	DB
1970	Bob Mooney	DT
1969	Dickie Grigg	DB
1968	Rob Junell	LB
1967	Pat Knight	E
1966	Guy Griffis	S
1965	Tom Wilson	QB
1964	C.C. Willis	LB
1963	Sam Cornelius	E
1962	Bill Worley	HB
1961	Larry Jones	E

DONNY ANDERSON SPORTSMANSHIP

2008	Brian Duncan	LB
2007	Brian Duncan	LB
2006	Antonio Huffman	CB
2005	Khalid Naziruddin	CB
2004	Clay McGuire	RB
2003	Preston Hartfield	RB
2002	King Scovell	IR
2001	Ryan Aycock	RB
2000	John Norman	SS
1999	Sammy Morris	RB
1998	Matt Tittle	QB
1997	Dane Johnson	FS
1996	Sone Cavazos	QB
	Jody Brown	LB
	Corey Chandler	DT
1995	Byron Hanspard	TB
1994	Byron Hanspard	TB
1993	Robert Hall	QB
1992	Tracy Saul	DB
1991	Tracy Saul	DB
1990	Bill DuBose	OT
1989	Charles Odiorne	OT
	Charles Perry	DT
1988	Boyd Cowan	DB
1987	Scott Toman	QB
1986	Aubrey Richburg	OT
1985	Tim Crawford	DE

1984	Troy Smith	WR
	Brad White	DT
1983	Chuck Alexander	DB
1982	David Joeckel	C
1981	Maury Buford	P
	Tate Randle	S
1980	Jim Verden	DT
1979	Ken Walter	OT
	David Hill	DT
1978	Curtis Reed	NG
1977	Terry Anderson	C
1976	Tommy Duniven	QB
1975	Ecomet Burley	DL
1974	Tommy Cones	DE
1973	George Herro	LB
	Ken Wallace	DB
1972	Doug McCutchen	B
	Quintin Robinson	LB
1971	David Browning	L
1970	Larry Hargrave	B
1969	Tom Sawyer	B

E.J. HOLUB DOUBLE TOUGH

2008	Rylan Reed	OL
2007	Joe Garcia	SS
2006	Chris Hudler	NT
2005	Dwayne Slay	FS
2004	Mike Smith	LB
2003	B.J. Symons	QB
2002	Kliff Kingsbury	QB
2001	Ricky Williams	RB
1999	Kyle Shipley	LB
1998	Donnie Hart	WR
1997	Stoney Garland	DT
1996	Robert Johnson	LB
1995	Zach Thomas	LB
1994	Byron Wright	DE
1993	Stacey Petrich	OT
1992	Ben Kirkpatrick	LB
1991	Rodney Blackshear	WR
1990	Stephon Weatherspoon	LB
1989	James Gray	RB
1988	Billy Joe Tolliver	QB
1987	David Stickels	OG
1986	Chris Tanner	C
1985	Tim Crawford	DE
1984	Brad White	DT
1983	Ronald Byers	DT

DARE TO BE GREAT

2008	Baron Batch	RB
2007	Chris Parker	DB
2006	Dek Bake	DT
2005	Khalid Naziruddin	CB
2004	Clay McGuire	RB
2003	Preston Hartfield	IR
2002	King Scovell	IR
2001	Mark Washington	FS
2000	Rickey Hunter	RB
1999	Taurus Rucker	DE
1998	Montae Reagor	DE
1997	Cody McGuire	DT
1996	Casey Jones	OG
1995	Corey Chandler	DT
1994	Scott Fitzgerald	C
1993	Scott Aylor	TE
1992	Tracy Saul	FS
1991	Keith Cripps	WR
1990	Tony Hooper	TE
1989	Tommy Webb	OT

1988	Clifton Winston	FB
1987	Jeff Keith	OG
1986	Danny Schwertner	DT
1985	Calvin Riggs	DE
1984	Joe McMeans	OG
1983	Curt Cole	TE
1982	David Eliff	FB
1981	C.M. Pier	DE

J T KING AWARD (Most Improved Player)

2008	Stephen Hamby	C
2007	Rylan Reed	OT
2006	Brandon Jones	C
	Paul Williams	LB
2005	Fred Threweatt	DT
2004	Johnnie Mack	RB
2003	Preston Hartfield	RB
2002	Mickey Peters	IR
2001	Kliff Kingsbury	QB
2000	Rickey Hunter	RB
1999	Anthony Malbrough	CB
1998	Oscar Solis	CB
1997	Tim Winn	TE
1996	Shane Dunn	OG
1995	Jerod Fiebiger	TE
1994	Zach Thomas	LB
1993	Larry Starr	FB
1992	Harry Dyas	DE
1991	Donny Brooks	DB
1990	Byron Hooper	WR
1989	Anthony Lynn	RB
1988	Charles Rowe	LB
1987	Clifton Winston	FB
1986	Monte McGuire	QB
1985	Scott Davis	DT
1984	Chris Tanner	C
1983	Dale Brown	RB
1982	Roderick Smith	TE
1981	Lewis Washington	DE
1980	Dane Kerns	DT
	Tracy Kensing	OT
1979	David Hill	DT
1978	Travis Mileur	C

CLINT RAMSEY ACADEMIC EFFORT

2008	J.J. Griffin	
2007	David Schaefer	
2006	Keith Toogood	
2005	Bryan Kegans	
2004	Cody Campbell	
	Geremy Woods	
2003	Taylor Jobe	
2002	Lennard Christensen	
2001	Lance Williams	
2000	Derrick Briggs	
1999	Tim Duffie	
1998	Sammy Morris	
1997	Jayson Hansen	
1996	Montae Reagor	
	Taurus Rucker	
1995	Shawn Hurd	
1994	Byron Wright	
	Scott Fitzgerald	
1993	Stacey Petrich	
1992	Andy Chance	
1991	Matt Wingo	
1990	Jason Rattan	
1989	Tommy Webb	
1988	Dal Watson	
1987	Ricky Boysaw	

ALL-STAR GAMES

ALL-AMERICA BOWL

1976	Curtis Jordan	S
1969	Kenny Vinyard	K

BLUE-GRAY GAME

1997	Tony Darden	CB
1992	Stance Labaj	OG
1991	Rodney Blakshear	WR
	Mark Bounds	P
	Anthony McDowell	FB
1988	Desmond Royal	DT
	Merv Scurllark	CB
1987	Eric Everett	CB
	Artis Jackson	DT
1986	Brad Hastings	LB
	Roland Mitchell	CB
1985	Carl Carter	CB
	Mike Kinsey	LB
1984	Dwayne Jiles	LB
1983	Stan David	S
1982	Hasson Arbubakrr	DT
	Gabriel Rivera	NG
1981	Maury Buford	P
	Tate Randle	S
1980	Jeff McKinney	OLB
1977	Eric Felton	DB
	Mike Mock	LB
1975	Tony Green	CB
	Curtis Jordan	S
1970	Denton Fox	DB
	Charles Evans	E
	Jerry Don Sanders	K
1969	Roger Freeman	HB
	Jim Moylan	T
	Mike Patterson	T
	Kenny Vinyard	K
1968	Mike Leinert	HB
	John Scovell	QB
	Phil Tucker	G
1961	Bake Turner	B
1959	Ronnie Rice	HB
	Jerry Selfridge	T
1957	Pat Hartfield	E
1955	Lonnie Graham	B
	Bill Herchman	T
	Jack Kirkpatrick	B
1954	Claude Harland	E
	Jerry Johnson	B
	Rick Spinks	E
1953	Vic Spooner	E
	Jimmy Williams	T
1951	Aubrey Phillips	C
1947	Roland Nabors	C
	Joe Smith	E

COACHES ALL-AMERICAN GAME

1976	Tony Green	CB
	Curtis Jordan	S
1975	Tommy Cones	DE
	David Knaus	NG
1974	Joe Barnes	QB
	Kenneth Wallace	DB
1973	David Corley	DT
	Russell Ingram	C
	Don Rives	LB
1972	Larry Molinare	LB
1970	Richard Campbell	E
	Charles Evans	E

	Denton Fox	B
1966	Donny Anderson	HB
1964	Dave Parks	E
1961	E.J. Holub	C
	(Army duty prevented playing)	

CHICAGO TRIBUNE ALL-STARS

1965	Donny Anderson	HB
1964	Dave Parks	C
1961	E.J. Holub	C
1959	Floyd Dellinger	HB
1956	Bill Herchman	T
1954	Bobby Cavazos	B
1952	Jerrell Price	T
1948	Roland Nabors	C
1947	James Reed	
1945	Walter Schlinkman	B

COPPER BOWL

1958	Jerry Bell	QB
	Floyd Dellinger	HB
	Phil Williams	T

DALLAS ALL-STAR

1939	Elmer Tarbox	B
1938	Lewis Jones	G

EAST-WEST SHRINE GAME

2008	Darcel McBath	S
	Louis Vasquez	OL
2006	Joel Filani	WR
	Jarrett Hicks	WR
2005	Taurean Henderson	RB
	Dwayne Slay	FS
	E.J. Whitley	OL
2004	Adell Duckett	DE
2003	Wes Welker	WR
2002	Aaron Hunt	DE
	Lawrence Flugence	LB
2001	Kevin Curtis	FS
	Ricky Williams	RB
2000	Curtis Lowery	OL
	Sammy Morris	RB
1999	Donnie Hart	WR
	Montae Reagor	DE
1998	Dane Johnson	S
1996	Zach Thomas	LB
1995	Jon Davis	C
	Scott Fitzgerald	K
1994	Lloyd Hill	WR
1993	Tracy Saul	S
1990	James Gray	TB
1980	Ken Walter	T
1969	Don King	G
	Jackie Stewart	FB
1968	Ed Mooney	LB
1967	Ronnie Pack	G
1963	Dave Parks	E
1960	E.J. Holub	C
1957	Charlie Moore	E
1951	Jerrell Price	T
1946	Walter Schlinkman	B
1939	Elmer Tarbox	B
1929	Ransom Walker	B

HULA BOWL

2005	Khalid Naziruddin	DB
	Bristol Olomua	TE

2004	Cody Campbell	OG
	Sonny Cumbie	QB
	Dylan Gandy	C
	Daniel Loper	OT
2003	Wes Welker	WR
2002	Kliff Kingsbury	QB
	Rex Richards	OG
2000	Chris Birkholz	K
	Kris Kocurek	DT
1999	Darwin Brown	CB
	Donnie Hart	WR
1998	Tony Darden	CB
	Dane Johnson	S
1997	Casey Jones	OG
1996	Marcus Coleman	DB
	Zach Thomas	LB
1987	Chris Tanner	C
1986	Carl Carter	CB
	Mike Kinsey	LB
1980	James Hadnot	FB
1978	Rodney Allison	QB
	Dan Irons	DT
1977	Thomas Howard	LB
1974	Joe Barnes	QB
	Andre Tillman	E
1973	Don Rives	LB
1970	Richard Campbell	DE
	Denton Fox	DB
1969	Don King	G
1968	Phil Tucker	G
1967	Ronnie Pack	C
1966	Donny Anderson	B
	Tom Wilson	QB

INS ALL-SOUTHWEST 11

1956	Doug Campbell	G
	(Second Team)	

INTAJUICE NORTH-SOUTH CLASSIC

2006	Keyunta Dawson	DE
	Joel Filani	WR
	Glenn January	OL
	Robert Johnson	IR
	Alex Reyes	P

JAPAN BOWL

1993	Charlie Biggurs	OT
	Tracy Saul	S
1991	Rodney Blakshear	WR
	Anthony Lynn	RB
1990	James Gray	RB
1980	Larry Flowers	DB
1978	Rodney Allison	QB
	Dan Irons	OT
1977	Thomas Howard	LB
1976	Ecomet Burley	NG

KING ALL-AMERICA CLASSIC

1990	Charles Odiome	T
	Kevin Sprinkles	TE

LAS VEGAS ALL-AMERICA CLASSIC

2003	Toby Cecil	C
------	------------	---

NORTH-SOUTH GAME

1969	Leon Lovelace	T
1968	Jerry Turner	C
1967	David Baugh	HB

	James Henkel	T
--	--------------	---

OLYMPIA GOLD BOWL

1982	Tate Randle	S
------	-------------	---

GRIDIRON CLASSIC

2004	Cody Campbell	OG
2000	Derek Dorris	WR
	John Norman	LB
1999	Darwin Brown	CB

SALAD BOWL

1955	Walter Bryan	B
	Claude Harland	E
	Bobby Hunt	G
	Jerry Johnson	B
	Ken Kummer	G
	Ralph Martin	C
	Rick Spinks	B
	Dean White	E

SENIOR BOWL

2008	Graham Harrell	QB
2002	Kliff Kingsbury	QB
2000	Sammy Morris	RB
1999	Montae Reagor	DE
1997	Ben Kaufman	OT
1994	Donny Brooks	DB
	Lloyd Hill	WR
1987	Lemuel Stinson	DB
1982	Maury Buford	P
1981	Ted Watts	FS
1980	James Hadnot	FB
1974	Andre Tillman	E
1973	Russell Ingram	C
1969	Kenny Vinyard	K
1964	Dave Parks	E
1961	E.J. Holub	C
1954	Bobby Cavazos	B
	Jimmy Williams	T

SOUTHWEST CHALLENGE

1962	Nathan Armstrong	T
	Coolidge Hunt	FB
	Johnny Lovelace	T

TEXAS VS. THE WORLD

2007	Danny Amendola	WR
2006	Keyunta Dawson	DE
	Brandon Jones	C



▲ DANNY AMENDOLA

RED RAIDERS IN THE NFL

EUGENE ALFORD, B

Portsmouth Spartans	1931-33
Cincinnati Reds	1934
St. Louis Gunners	1934

GLEN AMERSON, B

Philadelphia Eagles	1961
---------------------	------

DONNY ANDERSON, B

Green Bay Packers	1966-71
St. Louis Cardinals	1972-74

HASSON ARBUAKRR, DE

Tampa Bay Bucs	1983
Minnesota Vikings	1984

JUNIOR ARTERBURN, QB

Chicago Cardinals	1954
-------------------	------

TIM BAKER, WR

Pittsburgh Steelers	2001
Carolina Panthers	2002
San Diego Chargers	2003

JOE BARNES, QB

Chicago Bears	1974
---------------	------

WINFORD BAZE, B

Philadelphia Eagles	1937
---------------------	------

WILLIAM BROWN, B

Brooklyn Dodgers	1943
Brooklyn Tigers	1944
Pittsburgh Steelers	1945

ROBERT BRYANT, OT

San Francisco 49ers	1946-49
---------------------	---------

WALTER BRYANT, B

Baltimore Colts	1955
-----------------	------

MAURY BUFORD, P

San Diego Chargers	1982-84
Chicago Bears	1985-86, 89-91
New York Giants	1988

J.R. CALLAHAN, B

Detroit Lions	1946
---------------	------

CODY CAMPBELL, OL

Indianapolis Colts	2005
--------------------	------

JOHN CARRELL, LB

Houston Oilers	1966
----------------	------

CARL CARTER, DB

St. Louis Cardinals	1986-87
Phoenix Cardinals	1988-89
Cincinnati Bengals	1990
Tampa Bay Bucs	1991
Green Bay Packers	1992

BOBBY CAVAZOS, B

Chicago Cardinals	1954
-------------------	------

TOBY CECIL, C

Carolina Panthers	2004
St. Louis Rams	2004-05

MARCUS COLEMAN, DB

New York Jets	1996-01
Houston Texans	2002-05
Dallas Cowboys	2006

KEVIN CURTIS, S

San Francisco 49ers	2002
---------------------	------

STAN DAVID, LB

Buffalo Bills	1984
Kansas City Chiefs	1986

GAINES DAVIS, OG

New York Giants	1936
-----------------	------

WILLIAM DAVIS, OT

Chicago Cardinals	1940-41
Brooklyn Dodgers	1943
Miami Seahawks	1946

KEYUNTA DAWSON, DE

Indianapolis Colts	2007-08
--------------------	---------

DEREK DORRIS, WR

New York Giants	2002
-----------------	------

GWYN DOWELL, B

Chicago Cardinals	1935-36
-------------------	---------

TOMMY DUNIVEN, QB

Houston Oilers	1977-78
----------------	---------

RALPH EARHART, B

Green Bay Packers	1948-49
-------------------	---------

LIN ELLIOTT, K

Dallas Cowboys	1992-93
Kansas City Chiefs	1994-95

ERIC EVERETT, DB

Philadelphia Eagles	1988-89
Tampa Bay Buccaneers	1990
Kansas City Chiefs	1991
Minnesota Vikings	1992

ERIC FELTON, DB

New Orleans Saints	1978-79
New York Giants	1980

LARRY FLOWERS, DB

New York Giants	1980-84
New York Jets	1985

ROBERT FLOWERS, C

Green Bay Packers	1942-49
-------------------	---------

CARLOS FRANCIS, WR

Oakland Raiders	2004-07
-----------------	---------

DYLAN GANDY, OL


Indianapolis Colts	2005-08
--------------------	---------

ROGER GILL, E

Philadelphia Eagles	1964-65
---------------------	---------

JAMES HADNOT, B

Kansas City Chiefs	1980-83
--------------------	---------



Keyunta Dawson, Indianapolis

JOSELIO HANSON, DB

San Francisco 49ers	2004-05
Philadelphia Eagles	2006-08

BYRON HANSPARD, B

Atlanta Falcons	1997-00
Tampa Bay Buccaneers	2002

LEONARD HARRIS, WR

Tampa Bay Buccaneers	1986
Houston Oilers	1987-93
Atlanta Falcons	1994

WILLIAM HERCHMAN, OT

San Francisco 49ers	1956-59
Dallas Cowboys	1960-61
Houston Oilers	1962

WILLIAM HOLCOMB, OT

Philadelphia Eagles	1937
---------------------	------

PAT HOLMES, OT

Houston Oilers	1966-72
Kansas City Chiefs	1973

E.J. HOLUB, LB/C

Dallas Texans	1961-62
Kansas City Chiefs	1963-70

THOMAS HOWARD, LB

Kansas City Chiefs	1977-83
St. Louis Cardinals	1984-85

ANTHONY HUTCHISON, B

Chicago Bears	1983-84
Buffalo Bills	1985

CHARLES JACKSON, S

Washington Redskins	1987
---------------------	------

DEWAYNE JILES, LB

Philadelphia Eagles	1985-88
New York Giants	1989

CURTIS JORDAN, DB

Tampa Bay Buccaneers	1976-80
Washington Redskins	1981-86

WILLIAM KELLEY, E

Green Bay Packers	
-------------------	--

ROBERT KILCULLEN, OT

Chicago Bears	1957-65
---------------	---------

KLIFF KINGSBURY, QB

New England Patriots	2003
New Orleans Saints	2004
New York Jets	2005

KRIS KOCUREK, DT

Seattle Seahawks	2001
Tennessee Titans	2001-02

JIM KRAHL, DB

New York Giants	1978
Baltimore Colts	1979
San Francisco 49ers	1980

DEVIN LEMONS, DE

Chicago Bears	2001-02
Washington Redskins	2004

ZEBBIE LETHRIDGE, DB

Miami Dolphins	2001-02
----------------	---------

DANIEL LOPER, OT

Tennessee Titans	2005-08
------------------	---------

RED RAIDERS IN THE NFL (continued)

ANTHONY LYNN, B	
Denver Broncos	1993
San Francisco 49ers	1995-96
Denver Broncos	1997-99

ANTHONY MALBROUGH, DB	
Cleveland Browns	2000
Houston Texans	2002

JOSEPH MAREK, B	
Brooklyn Dodgers	1943

ANTHONY MCDOWELL, B	
Tampa Bay Buccaneers	1992-94

MONTE MCGUIRE, QB	
Denver Broncos	1987

DERRELL MITCHELL, E	
New Orleans Saints	1994

ROLAND MITCHELL, DB	
Buffalo Bills	1987
Phoenix Cardinals	1989
Atlanta Falcons	1990
Green Bay Packers	1991-94

MIKE MOCK, LB	
New York Jets	1977

ED MOONEY, LB	
Detroit Lions	1968-71
Baltimore Colts	1972-73

BYRON MORRIS, B	
Pittsburgh Steelers	1994-95
Baltimore Ravens	1996-96
Kansas City Chiefs	1997-99

SAMMY MORRIS, RB	
Buffalo Bills	2000-03
Miami Dolphins	2004-06
New England Patriots	2007-08

ROLAND NABORS, C	
New York Yankees	1948

JAMES NEILL, B	
New York Giants	1937

Chicago Cardinals	1939
-------------------	------

TRUETT OWENS, G	
Brooklyn Dodgers	1943

DAVE PARKS, E	
San Francisco 49ers	1964-67
New Orleans Saints	1968-72
Houston Oilers	1973

MAC PERCIVAL, K	
Dallas Cowboys	1967
Chicago Bears	1968-73

JERRELL PRICE, G	
Chicago Cardinals	1951

SCOTT PRINCE, E	
Miami Seahawks	1946

MANUEL RAMIREZ, OL	
Detroit Lions	2007-08

HERSCHEL RAMSEY, E	
Philadelphia Eagles	1938-40, 45

TATE RANDLE, DB	
Houston Oilers	1982
Baltimore Colts	1983-86
Miami Dolphins	1987

WALTER RANKIN, B	
Chicago	1941, 43, 45-47
Pittsburgh Steelers	1944

MONTAE REAGOR, DE	
Denver Broncos	1999-02
Indianapolis Colts	2003-06
Philadelphia Eagles	2007-08

GABRIEL RIVERA, DT	
Pittsburgh Steelers	1983

DON RIVES, LB	
Chicago Bears	1973-78

EDWARD ROBNETT, B	
San Francisco 49ers	1947

FRANCIS SACHESE, B	
Brooklyn Dodgers	1943
Brooklyn Tigers	1944
Boston Yankees	1945

WALTER SCHLINKMAN, B	
Green Bay Packers	1946-50

KING SIMMONS, DB	
Cleveland Browns	1986-87
San Diego Chargers	1987

JOSEPH SMITH, E	
Baltimore Colts	1948

MIKE SMITH, LB	
Baltimore Ravens	2005-07

TIMMY SMITH, B	
Washington Redskins	1987-88

RICHARD STAFFORD, E	
Philadelphia Eagles	1962-63

LEMUEL STINSON, DB	
Chicago Bears	1989-92
Atlanta Falcons	1993

B.J. SYMONS, QB	
Houston Texans	2004-05

BILLY TAYLOR, B	
New York Giants	1978-81
Los Angeles Raiders	1982

ZACH THOMAS, LB	
Miami Dolphins	1996-07
Dallas Cowboys	2008

ANDRE TILLMAN, TE	
Miami Dolphins	1975-78

BILLY JOE TOLLIVER, QB	
San Diego Chargers	1989-90
Atlanta Falcons	1991-93
Houston Oilers	1994
Atlanta Falcons	1996-97
New Orleans Saints	1998-00

BAKE TURNER, E/B	
Baltimore Colts	1962
New York Jets	1963-69
Boston Patriots	1970

KENNY VINYARD, K	
Atlanta Falcons	1970

SAMMY WALKER, DB	
Pittsburgh Steelers	1991-92
Kansas City Chiefs	1993
Green Bay Packers	1994

WAYNE WALKER, WR	
San Diego Chargers	1989

JOE WALTER, T	
Cincinnati Bengals	1985-97

TED WATTS, DB	
Oakland Raiders	1981-84
New York Giants	1985
San Diego Chargers	1987

GEORGE WEBB, E	
Brooklyn Dodgers	1943

WES WELKER, IR	
San Diego Chargers	2004
Miami Dolphins	2004-06
New England Patriots	2007-08

LAWRENCE WILLIAMS, E	
Kansas City Chiefs	1976-77
Cleveland Browns	1977

REX WILLIAMS, C	
Chicago Cardinals	1940
New York Americans	1940
Detroit Lions	1945

RICKY WILLIAMS, RB	
New Orleans Saints	2002
Indianapolis Colts	2002-03


BERNARD WINKLER, T	
Los Angeles Dons	1948




▲ JOSELIO HANSON, Philadelphia



▲ SAMMY MORRIS, New England



▲ MANNY RAMIREZ, Detroit



▲ WES WELKER, New England

RED RAIDERS IN THE NFL DRAFT

YEAR	PLAYER	ROUND	TEAM
2008	Michael Crabtree	1st	San Francisco
	Darcel McBath	2nd	Denver
	Louis Vasquez	3rd	San Diego
	Brandon Williams	4th	Dallas
2007	Manuel Ramirez	4th	Detroit
	Joel Filani	6th	Tennessee
	Keyunta Dawson	7th	Indianapolis
2006	E.J. Whitley	7th	Dallas
2005	Dylan Gandy, C	4th	Indianapolis
	Daniel Loper, OT	5th	Tennessee
	Mike Smith, LB	7th	Baltimore
2004	Carlos Francis, WR	4th	Oakland
	B.J. Symons, QB	7th	Houston
2003	Aaron Hunt, DE	6th	Denver
	Kliff Kingsbury, QB	6th	New England
2002	Kevin Curtis, S	4th	San Francisco
2001	Kris Kocurek, DT	7th	Seattle
2000	Anthony Malbrough, DB	5th	Cleveland
	Sammy Morris, RB	5th	Cleveland
1999	Montae Reagor, DE	2nd	Denver
	Darwin Brown, DB	5th	Denver
1998	Tony Darden, DB	7th	Minnesota
1997	Byron Hanspard, RB	2nd	Atlanta
1996	Marcus Coleman, DB	5th	New York Jets
	Zach Thomas, LB	5th	Miami
1994	Byron Morris, RB	3rd	Pittsburgh
	Lloyd Hill, WR	6th	Chicago
	Derrell Mitchell, FL	6th	New England
1992	Anthony McDowell, FB	8th	Tampa Bay
	Donald Harris, CB	12th	Dallas
1991	Sammy Walker, CB	4th	Pittsburgh
1990	James Gray, TB	5th	New England
1989	Billy Joe Tolliver, QB	2nd	San Diego
1988	Eric Everett, CB	5th	Philadelphia
	Lemuel Stinson, CB	6th	Chicago
	Artis Jackson, DT	10th	Miami
1987	Roland Mitchell, CB	2nd	Buffalo
	Timmy Smith, RB	5th	Washington
	Leonard Jones, R	9th	Minnesota
1986	Tim Crawford, DE	3rd	New York Jets
	Carl Carter, FS	4th	St. Louis
	King Simmons, CB	12th	Cleveland
1985	Dwayne Jiles, LB	5th	Philadelphia
	Joe Walter, OT	7th	Cincinnati
	Brad White, DT	11th	New York Jets
1984	Stan David, FS	7th	Buffalo
1983	Gabriel Rivera, DT	1st	Pittsburgh
	Hassan Arbubakrr, DT	9th	Tampa Bay
	Anthony Hutchison, HB	10th	Chicago
1982	Maury Buford, P	8th	San Diego
	Tate Randle, S	8th	Miami
	Ron Reeves, QB	10th	Houston
1981	Ted Watts, DB	1st	Oakland
1980	James Hadnot, TE/FB	3rd	Kansas City
	Larry Flowers, WS	4th	Tampa Bay
	Ken Walter, OT	8th	Baltimore
	Jeff Copeland, LB	8th	Cleveland
	Willie Stephens, CB	10th	Chicago
1979	Brian Nelson, SE	11th	Minnesota
1978	Billy Taylor, FB	4th	New York Giants
	Eric Felton, CB	5th	New Orleans
	Jim Krahl, DT	5th	New York Giants
	Mike Mock, DE	8th	New York Jets
	Dan Irons, OT	12th	San Francisco
1977	Thomas Howard, LB	3rd	Kansas City
	Tommy Duniven, QB	6th	Cincinnati
1976	Curtis Jordan, S	6th	Tampa Bay

	Tony Green, DB	17th	Atlanta
1975	Lawrence Williams, HB	7th	New England
	Calvin Jones, SE	16th	Philadelphia
1974	Andre Tillman, TE	2nd	Miami
	Joe Barnes, QB	13th	Chicago
1973	Russell Ingram, OG	9th	Atlanta
	Don Rives, DT	15th	Chicago
1972	John Odom, R	10th	New York Giants
1970	Denton Fox, DB	3rd	Dallas
	Charley Evans, TE	9th	Kansas City
	Jerry Sanders, K	12th	Cleveland
1969	Jacky Stewart, FB	4th	Baltimore
	Kenny Vinyard, K	6th	Green Bay
	Leon Lovelace, DT	13th	Buffalo
	Jim Moylan, DT	13th	Minnesota
	Gary Golden, S	15th	San Francisco
1968	Ed Mooney, LB	4th	Detroit
	Mike Leinert, HB	15th	Oakland
1967	Ronnie Pack, OG	12th	New Orleans
1966	Jerry Lovelace, HB	14th	Washington
1965	Donny Anderson, RB	1st	Green Bay (NFL)
	Jim Zanios, FB	9th	Dallas (NFL)
	John Carrell, OT	15th	Pittsburgh (NFL)
	Jeff White, TE	18th	Green Bay (NFL)
	Leo Lowery, FB	18th	Los Angeles (NFL)
	Donny Anderson, RB	1st	Houston (AFL)
	John Carrell, OT	7th	Oakland (AFL)
	Jeff White, TE	11th	San Diego (AFL)
1964	Dave Parks, TE	1st	San Francisco (NFL)
	Dave Parks, TE	4th	San Diego (AFL)
1963	Roger Gill, DE	12th	Philadelphia (NFL)
	Coolidge Hunt, FB	16th	Green Bay (NFL)
	Roger Gill, DE	22nd	San Diego (AFL)
1962	Pat Holmes, OT	3rd	Philadelphia
	Bake Turner, HB	12th	Baltimore
1961	E.J. Holub, C	2nd	Dallas Cowboys (NFL)
	E.J. Holub, C	1st	Dallas Texans (AFL)
1960	Ken Talkington, QB	2nd	Los Angeles
1958	Gene Bartley	7th	Chicago
	Max Brod	24th	New York Giants
	Floyd Dellinger, QB	27th	Pittsburgh
	Bob Witucki, QB	27th	San Francisco
1957	Bob Kilcullen, OT	8th	Chicago
	Don Williams, QB	13th	Chicago
1956	Bill Herschman	3rd	San Francisco
	Don Schmidt, HB	6th	Baltimore
	Jerry Walker, OT	12th	Chicago

	James Sides, FB	13th	Philadelphia
	Ken Vakey, DE	19th	Green Bay
	Ronnie Herr, HB	21st	Chicago
1955	Bryan Walter	9th	Baltimore
	Claude Harland, TE	10th	Los Angeles
	Rick Spinks, FB	21st	Cleveland
	Ken Elmore	22nd	Los Angeles
1954	Bobby Cavazos, HB	3rd	Chicago
	Jimmie Williams, OT	8th	Green Bay
	Karl Klutz	17th	San Francisco
1953	Jim Turner, HB	18th	Washington
1952	Jerrell Price, OT	6th	Los Angeles
	Aubrey Phillips	13th	Los Angeles
1951	Jerrell Price, OT	20th	New York
	Ed Price	27th	New York
	Earl Jackson	29th	Los Angeles
1950	Elbert Johnson	27th	Detroit
1949	Glenn Lewis	5th	Green Bay (NFL)
	Charles Reynolds	6th	Los Angeles (NFL)
	Bobby Williams	14th	Green Bay (NFL)
	Bill Kelly	23rd	Green Bay (NFL)
	Abbie Reynolds	15th	Chicago (AAFC)
1948	Floyd Lawhorne	24th	Washington (NFL)
	Ralph Earhart	32nd	Green Bay (NFL)
	Joe Smith	5th	Baltimore (AAFC)
	Bernie Winkler	14th	Los Angeles (AAFC)
	Floyd Lawhorne	23rd	San Francisco (AAFC)
1947	Roland Nabors, C	18th	Boston (NFL)
	Gene Standefer	26th	Los Angeles (NFL)
	Joe Smith	26th	Chicago (NFL)
	Bernie Winkler	30th	Philadelphia (NFL)
	Ed Robnett	12th	San Francisco (AAFL)
	Roland Nabors, C	18th	New York (AAFL)
1946	Pat Farris	10th	Detroit
	Ed Robnett	18th	Washington
	Newman Ledbetter	28th	Chicago
1945	Walter Schlinkman, RB	1st	Green Bay
	Jack Dillon	27th	New York Giants
1944	Roger Smith	7th	Chicago
	Bucky Gillenwater	23rd	Brooklyn
1943	Doyle Carraway	9th	New York Giants
1942	Charley Dvoracek	19th	Philadelphia
1941	Lonnie McCurry	16th	Brooklyn
1940	Rex Williams	7th	New York Giants
	Bill Davis	11th	Chicago
1939	Elmer Tarbox, HB	3rd	Cleveland
1938	Herschel Ramsey	6th	Philadelphia



Michael Crabtree

HALL OF HONOR

The Texas Tech Athletic Hall of Honor was established in 1961 to recognize a select group of people who have had a special impact on Texas Tech athletics. Induction into the Hall is not limited to past athletes or administrators, although many Red Raider stars are among the members. To be eligible for consideration, the candidate should not only have brought distinction to the Texas Tech athletic program, but also have displayed qualifications such as sportsmanship, character and integrity. A former athlete is not eligible until 10 years after his/her class has graduated. Full-time Texas Tech athletic employees are not eligible. Inductees are honored at the annual Hall of Honor Banquet on Friday night before the Texas or Texas A&M home football game. Since the Hall of Honor's initial ceremony, 143 people have been inducted. More detailed information can be found at www.texastech.com and click on Hall of Honor.

- JACK ALDERSON**, (1999) Basketball – 1950-52
- DR. R.G. "WICK" ALEXANDER**, (2000) Football, Baseball, Key Marsha Sharp Center donor
- RODNEY ALLISON**, (2003) Football – 1975-77
- DONNY ANDERSON**, (1978) Football – 1963-65; All-American – 1964-65
- E. F. (JUNIOR) ARTERBRUN**, (1979) Football – 1950-51
- JOYCE ARTERBRUN**, (2003) Creator of the High Riders – 1976
- GARY ASHBY**, (1999) Baseball, Player and Coach; All-American – 1977
- MICHI ATKINS**, (2006) Women's Basketball, Player; All-American
- *DOUG AULT**, (1990) Baseball All-American – 1972
- *GENERAL ROSS AYERS**, (1966) Football – 1930-32
- *TY BAIN**, (1990) Football – 1939-41
- AMANDA BANKS**, (2004) Track 1986-89; All-American – 1989
- JOE BARNES**, (1986) Football – 1971-73
- *GENE BARNETT**, (1987) Football – 1937-38
- *VERNON (BUDDY) BARRON**, (1976) Football – 1950-52
- *ALLEN (CHUFF) BENTON**, (1975) Red Raider Club President – 1958-60
- MARK BRANDENBURG**, (2008) Baseball – 1991-92
- *J.O. (BUDDY) BROTHERS**, (1971) Football – 1927-30
- *MARSHALL BROWN**, (1970) Basketball – 1939-40
- A.J. "JAKE" BROYLES**, (2007) Tennis – 1950-52
- SHARON MOULTRIE-BRUNER**, (1998) Track – 1979-82; All-American – 1981-82
- CLINT BRYANT**, (2006) Baseball – All-American
- MAURY BUFORD**, (2001) Football – 1978-81
- RICK BULLOCK**, (1985) Basketball – 1973-76
- ECOMET BURLEY**, (2004) Football – 1972-75
- JILL BURNES (STOWE)**, (2007) Volleyball – 1995-96
- JOHN PAUL CAIN**, (1998) Golf; 1955-56, 1958-1959
- *D. C. (PREACHER) CALLOWAY**, (1985) Football – 1925-26
- JIM CARLEN**, (2008) Football – Head Coach – 1970-74
- *HURLEY CARPENTER**, (1962) Football and Track -- 1925-29
- BOBBY CAVAZOS**, (1968) Football – 1951-53
- RICHARD CAVAZOS**, (1982) Football – 1949-50
- *PETE CAWTHON**, (1961) Athletic Director/Head Football Coach – 1930-40
- JOHN CONLEY**, (1995) Coach and Administrator – 1961-1985
- JACK DALE**, (1990) "Voice" of the Red Raiders – 1953-2003
- *DR. J. WILLIAM DAVIS**, (1974) Chairman of the Athletic Council – 1948-69
- JOE DILLON**, (2008) Baseball – 1995-97 – All-American
- *G. C. (MULE) DOWELL**, (1963) Football -- 1932-34; Coach and Administrator 1939-41
- SPIKE DYKES**, (2001) Head Football Coach – 1986-99; Assistant Coach -- 1984-86
- *MARSH FARMER**, (1962) Track – 1938-40
- JOHN FARQUHAR**, (1990) Golf – 1955-56, 1958-59
- WILL FLEMONS**, (2003) Basketball – 1990-93
- DENTON FOX**, (2001) Football – 1967-69; All-American – 1969
- *R. P. (BOB) FULLER**, (1979) Executive Committee Red Raider Club;



▲ SPIKE DYKES, 2001 Inductee



▲ JAMES GRAY, 2007 Inductee



▲ PETE CAWTHON, 1961 Inductee

- Past President
- RUBEN GARCIA**, (1991) Baseball – 1970-73
- MARSHALL GETTYS**, (1967) Football – 1947-50
- GENE GIBSON**, (2002) Basketball – 1947-50; Basketball Head Coach – 1962-69
- BYRON GILBREATH**, (1984) Football and Basketball – 1941-42
- ROBERT GRAHAM**, (2005) Swimming – 1966-67; two-time SWC Champion, All-American
- JAMES GRAY**, (2007) Football; All-American – 1986-89
- *J. L. GULLEY**, (1981) Football – 1947-49
- JAMES HADNOT**, (2005) Football – 1976-79; second team All-American
- JERRY HAGGARD**, (1987) Basketball and Baseball – 1967-69
- ROBERT HALL**, (2008) Football – 1990-93
- TIM HATCH**, (1987) Football – 1948-50
- ERNEST HAWKINS**, (1975) Football, Basketball, Track – 1944, 1947-50
- *GARLAND HEAD**, (1982) Football and Basketball – 1941-43, 1946
- LEON (POD) HILL**, (2005) Basketball – 1957-59; two-time All-SWC
- LOYD HILL**, (2005) Football – 1990-93; All-American, NFL Draft pick by Chicago
- *VOLNEY (SATCH) HILL**, (1965) Football and Baseball – 1925-28
- E. J. HOLUB**, (1977) Football – 1958-60; All-American – 1959-60
- THOMAS HOWARD**, (1993) Football – 1974-76, All-American – 1976
- HAROLD HUDGENS**, (2006) Men's Basketball – All-Southwest Conference
- JANICE HUDSON**, (2001) Volleyball Coach – 1975-85
- *BERL HUFFMAN**, (1972) Football, Basketball, Baseball, Track Coach – 1935-70
- MIKE HUMPHREYS**, (2005) Baseball – 1986-88; Freshman All-American, All-SWC
- CARL INCE**, (2007) Basketball – 1953-55



▲ ANDRE TILLMAN, 1992 Inductee

- DAN IRONS**, (1999) Football – 1975-77; All-American – 1977
- *ED IRONS**, (1973) Football and Basketball – 1940-42
- LEETE JACKSON**, (1975) Football – 1946-47; Executive VP of the Red Raider Club -- 1951-85
- BUBBA JENNINGS**, (1995) Basketball – 1981, 1983-85
- *MORLEY JENNINGS**, (1976) Athletic Director – 1941-51
- JERRY JOHNSON**, (2007) Football – 1951-54
- NOEL JOHNSON**, (2005) Basketball – 1992-95; two-time All-SWC
- *CLIFFORD B. JONES**, (1970) President of Texas Tech – 1938-44
- *LEWIS JONES**, (1972) Football – 1936-37
- T. JONES**, (2004) Director of Athletics – 1985-93
- CURTIS JORDAN**, (1999) Football – 1972-75
- BILL KELLEY**, (1980) Football, Basketball and Track – 1945-48
- DON KING**, (2008) Football – 1966-68 – All-American
- *J T KING**, (1980) Head Football Coach – 1961-69; Athletic Director – 1970-78
- KRISTA KIRKLAND-GERLICH**, (2003) Basketball – 1990-93; Member of 1993 National Championship Team
- JACK KIRKPATRICK**, (1971) Football – 1952-55
- *ARCH LAMB**, (1991) Founder of Saddle Tramps -- 1936
- *GEORGE LANGFORD**, (1964) Football – 1929-32
- DAN LAW**, (1984) Football – 1955-56; Baseball – 1956-57; Key donor to baseball facility
- *T.L. LEACH**, (1977) Athletic Council Member and Chairman – 22 years
- LISA LOVE**, (2000) Volleyball – 1974-77
- DUB MALAISE**, (1984) Basketball – 1964-66
- JESSE MARSH**, (1992) Diving -- 1964-66; All-American – 1966
- *DANNY MASON**, (2002) Golf Coach – 1964-66, 1969-80
- JAMES MAYS**, (1991) Track -- 1978-81; All-American – 1980-81
- LONNIE "PRIMO" McCURRY**, (2000) Football – 1938-40
- *JEANNINE McHANEY**, (1995) Coach and Administrator – 1966-1994

HALL OF HONOR

BECKY (BOXWELL) McILRAITH, (2005) Volleyball – 1984-87; three-time All-SWC

ROBERT McKINNEY, (2008) Golf – 1967-70 – SWC Champion

JIM McNALLY, (1993) Swimming Coach – 1959-79

JEFF MITCHELL, (2001) Golf – 1974-76; Golf Coach – 1990-2000

***DELL MORGAN**, (1963) Head Football Coach – 1940-50

***G. B. MORRIS**, (1979) Football – 1933-34

DEL RAY MOUNTS, (1977) Basketball – 1960-62

GERALD MYERS, (1969) Basketball – 1957-59; Basketball Coach -- 1971-90; Athletic Director -- 1996-present

***ROLAND (TUFFY) NABORS**, (1985) Football – 1946-47; Basketball – 1943, 1946-47

***WALKER NICHOLS**, (1968) Football – 1933-35

***WINFIELD W. (WINDY) NICKLAUS**, (1966) Football -- 1925-28; Baseball -- 1926-28

PAUL NOLEN (1998) Basketball – 1951-53

CHARLES ODIORNE, (2004) Football – 1986-89; All-American - 1989

JOHN OWENS, (1993) Baseball – 1968-71

DAVE PARKS, (1990) Football – 1961-63; All-American – 1963

***GEORGE PHILBRICK**, (1993) Football -- 1936-38; Tennis Coach – 1952-78

AUBREY (RED) PHILLIPS, (1986) Football – 1949-51

***JERRELL PRICE**, (1974) Football – 1949-51

***YANCY PRICE**, (1974) Football – 1930-33

***PARKER PROUTY**, (1992) Past President of the Red Raider Club

JIM W. REED, (1967) Basketball – 1953-56

RON REEVES, (2007) Football – 1978-81

***CHARLES REYNOLDS**, (2005) Track; six-time Border Conference champion

GABRIEL RIVERA (1993) Football – 1979-82; All-American – 1982

DON RIVES, (2006) Football – All-American

POLK F. ROBISON, (1976) Basketball -- 1932-34; Basketball Coach -- 1942-61; Athletic Director -- 1961-70; Finance/Development Officer – 1970-77

JASON SASSER, (2007) Basketball; All-American – 1993-96

TRACY SAUL, (2003) Football – 1989-92

***WALTER SCHLINKMAN**, (1961) Football and Track -- 1942, 1944-45

***PRINCE SCOTT**, (1986) Football – 1938-40

JOHN SCOVELL, (1981) Football – 1965-67

KAL SEGRIST, (1993) Baseball Head Coach – 1968-83

***L. EDWIN SMITH**, (1965) Football – 1935-37; Athletic Council and Red Raider Club Official

***DEAN W. L. STANGEL**, (1961) First Athletic Council Chairman - 1925

JESS STILES, (1997) Assistant Football Coach 1969-77; Administrator – 1982-present

SHERYL SWOPES, (2003) Basketball All-American – 1992-93; Member of 1993 National Championship Team

KEN TALKINGTON, (1973) Football – 1957-59

***ELMER TARBOX**, (1961) Football, Basketball, and Track – 1937-40

JEFF TAYLOR, (2007) Basketball – 1979-82

ZACH THOMAS, (2006) Football – 1992-95 – All-American

ALICIA THOMPSON, (2008) Basketball – 1995-98 – All-American

CAROLYN THOMPSON, (1997) Basketball – 1981-84

TRACY THOMPSON, (2006) Women's Golf – three-time All-SWC

TYRONE THURMAN, (2002) Football – 1985-88; All-American – 1988

ANDRE TILLMAN, (1992) Football – 1971-73; All-American – 1973

BILLY JOE TOLLIVER, (2002) Football – 1985-88

PHIL TUCKER, (1992) Football – 1965-67; All-American – 1967

***JERRY WALKER**, (1969) Football – 1952-55

***RANSOM WALKER**, (1961) Football, Basketball and Track – 1926-29

TONY WALTON, (2006) Track – All-American

***DeWITT WEAVER**, (1978) Athletic Director and Football Coach – 1951-60

***DIRK WEST** (1998) Cartoonist/Humorist, Creator of Raider Red

***DIXIE WHITE**, (1983) Football – 1937-39

ELMER WILSON, (1992) Football – 1951-54; Baseball – 54-55

TOM WILSON, (1990) Football – 1963-65

***CHARLES WOOLDRIDGE**, (1964) Football and Track – 1928-30

* denotes deceased

HALL OF LEGACY

Established in 2003, the Hall of Legacy honors individuals and corporations who have made significant and special contributions to Texas Tech athletics through means other than athletic participation.

2008 HALL OF LEGACY INDUCTEES	2007 HALL OF LEGACY INDUCTEES
Terry and Linda Fuller	Benjamin Bates Alexander
Cloyce and Anita Talbott	C. Ralph Blodgett
	Robert W. Broyles
	O.R. and Betty Van Ness

"We are pleased to honor these inductees into the Athletic Hall of Legacy," said Athletics Director Gerald Myers. "All of the inductees have made significant contributions to Texas Tech athletics that are making it possible for Texas Tech to support a broad-based, competitive program in the Big 12 Conference."

2006 HALL OF LEGACY INDUCTEES
Mickey and Renee Long, Westex Well Services
Larry Anders, Summit Alliance
Covenant Health System, Steve Hunter

2005 HALL OF LEGACY INDUCTEES
Kent Hance, Texas State Senator
Jack Hightower, Chairman of the Board and CEO, Celero Energy
Delbert G. McDougal, Chairman of the Board, McDougal Properties
Ted and Vickie Parker, ICON Benefit Administrators
Jerry S. Rawls, President and CEO, Finisar Corporation

2004 HALL OF LEGACY INDUCTEES
Ronnie Hill, Area Vice-President, Coca-Cola
Don & Ethel McLeod, Stenocal
City Bank, Curtis Griffith, Chairman of the Board

2003 HALL OF LEGACY INDUCTEES
John Montford, President, External Affairs, AT&T
James E. Sowell, Jim Sowell Construction Company
Edward E. Whitacre, Jr., Chairman and CEO, AT&T
Alan B. White, Chairman of the Board and CEO, Plains Capital Corp.
United Supermarkets



▲ TERRY, LINDA AND CLINT FULLER



▲ CLOYCE AND ANITA TALBOTT

LETTERWINNERS

A

Abendschan, John, 1995-96
 Adams, Bo, 1994-95
 Abrigg, Peter, 1999-02
 Adams, Cat, 1993-94
 Adami, Tres, 1976-78
 Adams, Kirby, 1991-92
 Adams, William A., 1964-65, 67
 Adams, Bill, 1977-79
 Adkins, Gregg, 1975-77
 Agan, John Alvin, 1963-65
 Aldridge, Kerm, 1936
 Aleman, Josh, 2005-06
 Alexander, Antwan, 1997-00
 Alexander, Chuck, 1981-83
 Alexander, Moody, Mgr., 1952-54
 Alford, Gene, 1925
 Alford, Larry, 1967-68
 Allamon, Kyle, 1996, 98-99
 Allbright, W. T., 1940-42
 Allcorn, R. V., 1955-56
 Allen, Bobby, 1966-68
 Allen, Charles, 1948-49
 Allen, Curtis, 1930
 Allen, Dennis, 1971-73
 Allen, Peter, 1990-93
 Allen, Scott, 1990-91
 Allen, Willie, 1976
 Allison, Jimmy, 1957
 Allison, Rodney, 1975-77
 Amendola, Danny, 2004-07
 Amerson, Glen, 1958-60
 Amonett, Randy, Mgr., 1974-75
 Amonett, Thayne, 1940-41
 Anderson, Donny, 1963-65
 Anderson, Eddy, 1985-88
 Anderson, L. Don, 1943
 Anderson, Lamont, 1999-02
 Anderson, Phil, 1982-83
 Anderson, Robert, 1993-95
 Anderson, Terry, 1975-77
 Andre, David, Tr., 1980-82
 Andrews, Dick, 1948-49
 Andrews, John, 1947-48
 Anthony, Alton, 1950
 Anthony, Ben, 1932
 Anthony, Don, 1950
 Anthony, Steve, Mgr., 1982
 Arbubakrr, Hasson, 1981-82
 Ardoin, Ty, 1995-98
 Arista, Danny, 1988
 Arledge, Richard, 1975-77
 Armour, Anthony, 1992-93, 95-96
 Armstrong, Sonny, 1961-62
 Arnold, Jim, 1967
 Artebrun, E. F., 1950-51
 Austin, Don, 1940-42
 Avent, John, 1965-67
 Aycock, Greg, 2003-05
 Aycock, Ryan, 2000-03
 Ayers, Ross, 1930-32
 Aylor, Scott, 1991-94

B

Bachman, Thomas, 2002-03
 Baer, Terry, 1978-81
 Bailey, Michael, 2002-03
 Bailey, Sam, 1976-78
 Baillio, Loyce J., 1940-41
 Bain, Tyrus, 1939-41
 Baine, Michael, 1982

Bake, Dek, 2004, 06
 Baker, Byron, 1993
 Baker, Cody, 2005
 Baker, Elva, 1931-33
 Baker, John T., 1948-50
 Baker, Kenny, 1965-67
 Baker, Renie, 1980-81
 Baker, Tim, 1997-00
 Balch, Jerry Don, 1963-64
 Bales, J.W., Mgr., 1967
 Balfanz, Ralph, 1937-38
 Ballard, James, Mgr., 1974-75
 Ballew, Jess Lee, 1942
 Banks, Kenneth, 1990
 Banks, Shawn, 1992-95
 Barbee, Britton, 2007-08
 Barber, Don, 1956-57
 Barfoot, Clayton, 1936-37
 Barginear, Wayne, 1964-65
 Barker, Brian, 1992
 Barksdale, David, 1986
 Barlow, Joe, 1934-35
 Barnard, Chas. F., 1937
 Barnes, Joe, 1971-73
 Barnes, Mike, 1975
 Barnett, Bill, 1943
 Barnett, Gene V., 1937-38
 Barney, Phil, 1969-71
 Barrington, Paul, 1951-52
 Barron, Mickey, 1958-59
 Barron, Vernon, 1950-53
 Bartee, Eric, 2001-02
 Bartel, Gary, 1972-74
 Barton, Brent, 1989-90
 Barton, Raymond, 1932-33
 Bass, Jeff, Tr., 1977-78
 Bass, Sheldon, 1994, 96
 Batch, Baron, 2006, 08
 Bates, Ricky, 1973-75
 Baty, Gaines, 1970-72
 Baugh, David Lynn, 1964-66
 Baze, Winfred, 1934-35
 Bean, Gerald, 1982, 1985
 Bearden, Bob, 1965
 Beauchamp, J. V., 1933-35
 Beavers, Dusty, 1992-93
 Beery, Charlie, 1973-74
 Beicker, James, 1973
 Bechtol, Hubert, 1943
 Bell, Jerry, 1957-58
 Bell, Leroy
 Benefield, Mike, 1996
 Bennett, Jimmy, 1967-69
 Bentley, Gene, 1956-58
 Berlinger, Angel, 1976
 Bernwanger, Brian, 1971-73
 Bergman, Kim, 1973-75
 Best, Robert, 1969-71
 Biggurs, Charlie, 1990-92
 Bingham, Francis, 1939-41
 Bingham, Park, 1972
 Bird, Bront, 2007-08
 Birdwell, John R., 1944
 Birdwell, Russell, 1945-46
 Birkholz, Chris, 1998-00
 Bischof, Hans, 1978-80
 Bischofberger, Brett, 2004-05
 Bishop, Brian, 2004
 Bishop, Ryan, 2001-04
 Blackburn, W. E., 1925-27
 Black, Clyde, 1944

Blackshear, Rodney, 1987-91
 Blair, Roy, 1961
 Blanda, Peter P., 1941
 Blanton, Charlie, 1954-56
 Bluntzer, Bob, 1952
 Bloxom, Tom, 1974
 Boatwright, Mark, Tr., 1981-82
 Bolch, Bill, Mgr., 1972
 Bomar, Jerry, 1974-75
 Bonds, Doug, 1989
 Bongo-Wanga, Loiki, 2002-03
 Booe, Jackie, 1965-66, 68-69
 Bostick, Thurman, 1937
 Boswell, Roland, 1984-85
 Bothwell, Bill, 1975-76
 Bounds, Mark, 1991
 Bowdre, David, 1983-84
 Bowles, Don, Mgr., 1983-86
 Bownds, Reagan, 1995, 97-99
 Box, Sammy, Tr., 1977-80
 Boyd, Marcus, 2000-03
 Boyd, Russ, Tr., 1976-78
 Boyer, Gary, 1952-54
 Boysaw, Ricky, 1984-87
 Bozeman, Randy, 1981-83
 Bradshaw, Calvin, 2004
 Bradshaw, R. D., 1952-55
 Brandon, Vincent, 1991
 Branson, Leland, Tr., 1982
 Brawner, Judson, 1948-49
 Brenner, Wich, 2000, 03
 Breuer, Lou, 1966-68
 Brewer, Robert, 1943
 Briggs, Derrick, 1998-00
 Brinker, Brik, 2007-08
 Brinkley, Sylvester, 2004-05
 Brisco, Michael, 1989
 Britton, Edward, 2006-08
 Brixey, Jeryl L., 1985-86
 Broadfoot, Hal R., 1954-56
 Brock, Bryan, 1984
 Brock, Jim, 1958-60
 Brooks, Charles, 1952
 Brooks, Donny, 1991-93
 Brooks, Tyrone, 1993
 Brosseau, Tom, 1972
 Brothers, Buddy O., 1928-30
 Broussard, Jamall, 2000
 Brown, Dale, 1979, 1981, 1983
 Brown, Darwin, 1996-98
 Brown, David, 1950-52
 Brown, Fred, 1943-47
 Brown, James, C., 1937
 Brown, Jody, 1993-96
 Brown, Joe, 1966-68
 Brown, Ross, 1948-49
 Brown, Steve, Tr., 1970-72
 Brown, Sylvester, 1974-76
 Brown, Tony, 1990-91
 Brown, Wm. L., 1939-40
 Browning, David, 1969-71
 Browning, James P., 1943
 Browning, Jess L., 1935-36
 Browning, Leslie, 1934-36
 Broyles, Bobby, 1948-50
 Bruce, Joe, 1954-55
 Bryan, Bill, 1952-54
 Bryan, Walter, 1953-54
 Bryant, Dewayne, 1993
 Bryant, George Marc, 1964-66
 Bryant, Ted, Tr., 1980-82
 Bucy, Rusty, 1999-00
 Buell, Harold, 1974-76

Bufkin, Costin, 1944-45
 Buford, Maury, 1978-81
 Bunta, Marcus, 2005-07
 Buntyn, Bobby, 1993
 Burchett, Brien, 1999
 Burden, Greg, 1988-90
 Burge, Landon, 2007
 Burke, Bill, 1955
 Burke, Paul, 1993
 Burley, Ecomet, 1972-75
 Burnett, Larry, 1972-73
 Burns, Austin, 2006-08
 Burns, Chris, 1986, 1988
 Burns, George, 1976-77
 Bushong, Bruce, 1969-71
 Butler, Eric, 1994, 95, 96, 97
 Butler, Tony, 1967-68
 Butts, Aubrey, 1933
 Buzzard, Danny, 1981-84
 Byers, Ronald, 1981-84
 Byerly, Daylon, 1974
 Byrd, Fred, 1935
 Byrnes, Shawn, 2006-08
 Byrun, Dean, 1960-62

C

Cade, Brad, 1994-95
 Caldwell, Jerry, 1984
 Calhoun, Charlie, 1937-39
 Callahan, J. R., 1941-42
 Callaway, P. C., 1925-26
 Callis, Andrew, 1997
 Calvert, Denis
 Campbell, Cliff, 1974
 Campbell, Chris, 1976-77
 Campbell, Cody, 2001-04
 Campbell, Dave, Mgr., 1979-81
 Campbell, Doug, 1954-56
 Campbell, John, Mgr., 1981-82
 Campbell, Richard, 1966, 68-69
 Cannon, Dempsey, 1935-36
 Cannon, Douglas, 1961-62
 Cappleman, Edgar, 1926-29
 Capps, Gene, 1948-49
 Caraway, Doyle, 1940-42
 Carmichael, Jimmy, 1971-73
 Carona, Donnie, 2008
 Carpenter, George, 1949-50
 Carpenter, Hurley, 1925-28
 Carr, Steve, 1989-92
 Carrell, John, 1963-65
 Carruth, Erik, 1996-98
 Carter, Brandon, 2006-08
 Carter, Carl, 1982-85
 Carter, Charles, 1952
 Carter, James, 1949-50
 Carter, Jeff, 1988
 Carter, John, 1992
 Cartwright, Robby, 1996-98
 Case, Harry, 1970-72
 Caudle, Craig, 1980-82
 Caughlin, Robert, 1977-78, 1980
 Cavazos, Bobby, 1951-53
 Cavazos, Dick, 1949-50
 Cavazos, Sone, 1994-96
 Cecil, James, 1964-65
 Cecil, Toby, 2000-03
 Chafin, Greg, 1981
 Chambers, Sid, 1982-85
 Chance, Andy, 1991
 Chandler, Corey, 1994, 95-97
 Chandler, Damian, 2001
 Chandler, Freddie, 1973
 Chapman, Miles, 1937

Charbonnet, Daniel, 2006-08
 Charbonnet, Taylor, 2008
 Chase, Joe, 1983, 1985
 Cheatham, Earnest, 1974
 Cheek, Harris, 1937-38
 Chernosky, Maurice, 1936-37
 Cherry, Randall, 2002-05
 Christensen, Lennard, 2000-02
 Christian, Daniel, 2004-05
 Clark, Adrian, 1932-34
 Clark, Jim, 1950
 Clark, Tracey, 1992
 Clecker, James, 1945
 Clemmons, Jason, 1992-93
 Cline, Bobby, 1957, 59-60
 Close, Bobby, 1949-51
 Close, Edgar, 1931
 Cluff, Ron, 1982
 Coats, Jack, 1942-46
 Cockburn, Jackie, 1948-52
 Cockrell, Joe, 1983
 Cockrum, Keith, 1996-99
 Cole, Ansel, 1983, 1985
 Cole, Curt, 1979-81, 1983
 Cole, Floyd, 1957-58
 Cole, Kevin, Mgr., 1984-87
 Coleman, Hunter, 2005
 Coleman, Marcus, 1992-95
 Collier, Blake, 2006-07
 Collingsworth, Justin, 1996-98
 Collins, Chad, 1984
 Collins, Jim, 1955
 Cones, Tommy, 1972-74
 Conley, James Bud, 1949-50
 Cook, Cliff, 1972
 Cook, Phil, 1950-51
 Cooper, Eric, 2000
 Cooper, Randy, Tr., 1974-76
 Copeland, Jeff, 1977-79
 Cordell, J. R., 1951-52
 Corley, Davis, 1970-72
 Corley, Vaughn, 1926-28
 Corn, Roger, 1992-93
 Cornelius, Samuel, 1963-64
 Costas, Nick, 1973
 Countryman, Stan, Tr., 1977-78
 Cowan, Boyd, 1985-88
 Cox, George, 1966-67
 Cox, T. M., 1943-45
 Crabtree, Michael, 2007-08
 Craig, Stephen, 1993
 Crain, Alton, 1992-94
 Crawford, Aaron, 2007
 Crawford, Bob, 1933
 Crawford, Pat, 1948-49
 Crawford, Tim, 1982-85
 Crenshaw, Ray, 1947
 Crews, George, 1952
 Crews, J. J.
 Crider, Richard, 1954-55
 Cripps, Keith, 1991
 Crisp, Jamaal, 1998
 Criswell, Marty, 1970
 Crites, Harold, 1929-32
 Crocker, Don, 1970
 Crombie, Jeff, 1992
 Crossley, Lewis, 1950-52
 Crosson, Harold, 1941-42
 Crow, M. J., 1942
 Cudd, Warren, 1941-46
 Culppepper, Will, 1997-00
 Cumbie, Sonny, 2002-04
 Cumby, Keith, 1996

<p>Cummings, Billy, 1978-80 Cummings, L. M., 1978-80 Cummings, Ted, 1946 Cunningham, Wilbert, 1975-77 Curfman, Leonard, 1932-34 Curfman, Raymond, 1936-37 Curtis, Kevin, 1998-01 Curtis, Trey, 1991</p> <p>D</p> <p>Dailey, Bill, 1925 Dale, Bouvier, 1985-87 Daniels, Charles, 1939 Daniels, H. L., 1961-63 Daniels, Tony, 1993-94, 96 Darden, Tony, 1994, 95-97 Darnell, Randy, 1981 Darr, Gene, 1965-67 Darr, Jewell, 1930 David, Robert, 1967 David, Stan, 1981-83 Davis, Cody, 2000-02 Davis, Glenn, Tr., 1975-78 Davis, Greg, 1975-77 Davis, Hollis, 1951-52 Davis, Jon, 1992-94 Davis, Scott, 1982-85 David, William D., 1927-29 Dawson, Keyunta, 2003-06 Dawson, Wayne, 1982-84 deLagerheim, Mike, 1990 Dellinger, Floyd, 1957-58 DeLoatche, Darren, 1989 Dennison, Fussell, 1925 Denton, Jeff, 2002 DePasquale, John, 1998-00 Derryberry, Mike, 1987-89 DeWitt, Howard, 1926-28 Dewhurst, Brett, 2008 Dillion, Jack, 1943-45 Dixon, Charlie, 1955-57 Dixon, McKinner, 2005, 08 Dodd, Billy, 1939 Dodds, Ray Gene, 1948-49 Doiron, Gary, 1968 Donahue, Ryan, 1993-96 Dooce, C. A., 1930 Dorris, Derek, 1997-00 Dorrough, Armon, 2002 Doss, Gene W., 1950 Douglas, Brandon, 2004-05 Douglas, Don, 1952-53 Douglass, Tom, 1939-41 Dove, Marc, 1969-71 Dowdy, Bruce, 1968-70 Dowell, G. C. (Mule), 1932-34 Doyle, Wells Thomas, 1963-64 Drye, Carrol, 1949-50 Dubiski, Brian, 1988-91 DuBose, Bill, 1988-90 DuBuc, Matt, 1993-96 Duckett, Adell, 2001-04 Dudley, David, 1974-75 Dudley, Don, 1943-44 Dudley, Norman, 1954-55 Duffie, Tim, 1996-99 Duke, Charles Duke, Richard H., 1951 Duncan, Brian, 2007-08 Duncan, Jesse Robert, 1939-41 Duncan, Leonard, 1978-80 Duncan, W. Doug Dunn, Shane, 1994-96 Duniven, Tommy, 1974-76</p>	<p>Dupre, Larry, 1976-77 Durden, Tony, 1984, 1986-87 Durham, Jack, 1928-31 Duval, Charles, 1934-36 Duvall, Jason, 1988-91 Dvoracek, Charlie, 1939-41 Dyas, Harry, 1991 Dyer, Jim, 1968-70 Dyer, Tom, 1973-74 Dykes, Jimmy, 1954-55</p> <p>E</p> <p>Earhart, Ralph, 1946-48 Earl, Don, 1978-80 Earnest, LaShon, 1994 Easterling, James, 1997-00 Eaton, Leric, 1989-90 Eddington, Clifton, 2005 Edgemon, Charles Edmonds, Freeman, 1929 Edrington, Walter, 1947 Edwards, Don, Mgr., 1977-79 Edwards, Jimmie Don, 1964-66 Edwards, Lonnie, 2008 Edwards, Pete, 1950-52 Edwards, Stan, 1965-67 Elam, Brad, 1990-93 Elbert, Jerry, 1960-62 Elder, Fletcher, 1952 Elliff, David, 1982-83 Elledge, Earl Ben, 1963 Elliott, John, 1987-88 Elliott, Lin, 1989-91 Elliott, Lynn, 1954-55 Elliott, Tommy, 1953-56 Ellis, Ferlis, 1986 Ellis, James Alvis, 1963-64 Elmore, Ken, 1951-53 Emerson, Alan, 1975-77 Emert, Blake, 2008 English, Pete, 1952 Erickson, Paul, 1999-01 Ervin, Adrian, 1995, 96, 97 Erwin, Paul, 1951-53 Escue, Tim, 1988 Estes, Pat, 1975 Etridge, Richy, 1980-81 Eubanks, Darrell, 1954 Evans, Charles, 1967-69 Evans, Craig, 1967 Evans, James, 1942 Evans, Kirk, 1985-87 Evans, Ricky, 1973 Everett, Eric, 1984-87</p> <p>F</p> <p>Farrar, Frank, 1950 Farris, Ervin, 1985-88 Farris, Pat, 1941 Farst, Mike, 1977 Fehoko, Sam, 2008 Feldt, Blake, 1980-82 Felton, Eric, 1975-77 Felux, Pat, 1973-75 Ferguson, Ronald, 1989-90 Fewin, Hugh, 1954-56 Fiebigler, Jerod, 1993-95 Field, Brady, 1992 Fieldler, Ric, 1997-98 Fikes, Jay, 1954 Fikes, Ralph, 1925 Filani, Joel, 2003-06 Finau, Tomi, 2000 Fincannon, Mark, 1968-70</p>	<p>Fite, Joe, 1995, 96, 97 Fitzgerald, Scott, 1991-94 Fitzhugh, L. W., 1952-53 Fitzpatrick, John, 1974 Flannel, Jared, 2008 Flowers, Larry, 1976-79 Flugence, Lawrence, 1999-02 Flushe, Raymond, 1938-39 Ford, Rocky, Mgr., 1986 Ford, Steve, 1981 Fortner, Elmer, 1933-34 Foster, Dee, 1992-94 Foster, Robert, 1961-62 Fowler, Clovis Fowler, Cory, 2006-08 Fox, Denton, 1967-69 France, Lawrence, 1930-31 Francis, Carlos, 2000-03 Franks, Jacoby, 2008 Fraser, George, 1959-61 Frasure, Jim, 1973-74 Frazier, Greg, 1976-77 Freeman, Claskel, 1992 Freeman, Roger, 1966-68 Frisbie, Duke, 1954-57 Fromm, Ulysses, 1925 Fulks, Walter, 1931 Fuller, Bob, 1964-65 Fuller, Cody, 2002-04 Fuller, Lance, 2005-08 Fung, Donald, 1951-52 Furgerson, Tom, 1971-73</p> <p>G</p> <p>Gaines, Stephen, 1992-93 Gandy, Dylan, 2001-04 Gann, Ricky, 1982-84 Garcia, Jesse, 1980-81 Garcia, Joe, 2004-07 Gardenhire, Tal, 1985 Gardner, John, 1972-74 Garland, Stoney, 1997 Garner, Bobby, 1948-50 Garnett, Isaac, 1985-88 Garrett, Luther Ray, 1963 Garrison, Jerry, 1960-62 Gatewood, Robin, 1981 Gaulding, Jacke, 1952 Geddie, Ralph, 1946-47 Geddie, Bryan, 1988-91 Gesch, Mark, 1978-80 Gettys, Marshall, 1946-49 Giddens, Brian, 1997-00 Gilbert, Brad, 1939 Gilbert, Craig, Tr., 1972-73 Gilbert, Larry, 1965-67 Gilbreath, Byron, 1940-42 Giles, Jamie, 1978-80 Gill, Jamie, 1988-91 Gill, Kenneth, 1963-65 Gill, Roger, 1961-63 Gillespie, Campbell, Tr., 1979-80 Gilley, T. L., 1938-39 Gillenwater, E. W., 1942 Gilmore, Braxton, 1933-34 Gimmell, James, 1945 Gladson, Charles, 1962-64 Glover, Nehemiah, 2001-04 Godeke, Harry F. Goff, Charles R., 1949 Golden, Gary, 1966-68 Graham, Charles R., 1963-65 Graham, Lonnie, 1954-56 Grammer, Kelly, 1980</p>	<p>Grane, Grady Grantham, Terry, 1974 Graves, Frank, 1950-51 Gray, Don, 1950, 1952-53 Gray, James, 1986-89 Gray, Jonathan, 1997-99 Greaser, Jaret, 1995-98 Greathouse, Clinton, 2000-02 Green, Dick, 1929 Green, Pat, 1952-53 Green, Robert, 1948-49 Green, Tony, 1972, 1974-75 Greene, Wilmer, 1937-38 Greer, Toby, 1931-33 Gregory, Clinton, 1948-49 Greve, John, 1980-81 Grief, Ross, 1960 Griffin, Ben, 2004 Griffin, J.J., 2008 Griffis, Guy, 1964-66 Griffith, Randy, 1973 Grigg, Dicky, 1967-69 Grimes, Dennis, 1960-62 Grimes, Don, 1971-73 Grimes, Robert, 1985 Gulley, J. L., 1947-48 Gurley, Dan, 1958-60 Guy, David, 1993 Guzick, Frank, 1936-38</p> <p>H</p> <p>Hacker, James, 1961 Haddon, Robert, 1997-98 Hadnot, James, 1976-79 Hahn, Jamie, 1967-69 Hale, Billy, 1941-42 Hale, Ryan, 2006-08 Hall, Brian, 1974-76 Hall, Gabe, 2005-06 Hall, Robert, 1990-93 Hall, Von, 1990 Hallmark, G. B., 1925 Hamby, Stephen, 2007-08 Hamil, Gene, 1951-52 Hamilton, Adrian, 2007 Hamilton, J.B. (Red), 1925 Hamilton, Larry, 1973-74 Hamm, William O., 1929 Hancock, Aaron, 1995 Haney, James, 1965-67 Hansen, Jayson, 1996, 97 Hanson, Joselio, 2001-02 Hanspard, Byron, 1994-96 Hardaway, Danny, 1969-70 Hardwick, Pat, Tr., 1977-79 Hardy, Jack, 1927 Hardey, Eugene, 1944-46 Hargrave, Larry, 1968-70 Harland, Claude, 1953-54 Harlien, Matt, 1979-80, 1982-83 Harmon, Clayton, 2001-02 Harmon, Phillip, 1938-39 Harmon, Steve, Tr., 1970-72 Harrell, Graham, 2005-08 Harrelson, Mark, 1977-78 Harris, Craig, 1975-77 Harris, Denny, 1978-81 Harris, Don, 1952, 1955 Harris, Donald, 1987-88 Harris, Ely, 1931-33 Harris, Jamie, 1980-81 Harris, L. D., 1925-27 Harris, Leonard, 1981-83 Harris, Marion, 1932-34</p>	<p>Harris, Steven, 2007 Harrison, Joe T., 1949-50 Harrison, Scott, 1988 Hart, Donnie, 1995-98 Hart, Jim, 1979-80, 1982-83 Hartfield, Preston, 2001-02 Hartsfield, Pat, 1954-57 Hasley, Don, 1990-92 Hastings, Brad, 1983-86 Hatch, Alan, 1976 Hatch, Tim, 1949-50 Hatchett, Jerry, 1980 Hatfield, Jesse, 1954-55 Haverty, Trey, 2001-04 Havili, Sione, 2003-04 Hawk, Rashad, 2008 Hawkins, Bobby Eugene, 1950 Hawkins, Ernest Ray, 1944, 46, 50 Hawkins, Joey, 2003-04 Hawkins, Jonathan, 1997-01 Haws, Hartsell, 1952 Hayden, Milburn, 1947-48 Haywood, Kenny, 1995 Hayhurst, Marlin, 1927 Haynes, Harlod, 1948 Hays, Bobby, 1943-44 Hazelwood, Mark, 1968-70 Head, Garland, 1941-42, 45-47 Heider, Matt, 1998-01 Hempel, Henry, 1928 Henderson, Bud, 1949 Henderson, Jim, 1956-58 Henderson, Keith, 1984-86 Henderson, Taurean, 2002-05 Henderson, Zac, 1946-49 Hendley, Jeff, 1978 Hendrix, Ed, 1993-95 Henington, Troy, 1986-89 Henkel, James R., 1964-86 Henkel, Rajon, 2006-08 Hennig, Ray, 1973-75 Henry, Jack, 1956-57 Henry, Kenneth, 1925 Herchman, Bill, 1954-55 Hernandez, Jeremy, 1996-98 Herndon, Bev, 1961-62 Herr, Ronnie, 1952-56 Herring, Durwood, 1939 Herro, George, 1970-73 Hibler, Milton, 1970-71 Hicks, Jarrett, 2003-06 Hightower, Wes, 1980-82 Hildebrandt, Kelly, 2006-07 Hill, Bruce, 1990-93 Hill, Buddy, 1953-57 Hill, Chad, 2004, 06-07 Hill, David, 1976-79 Hill, Harland, 1997 Hill, Jon, 1971 Hill, Lloyd, 1990-93 Hill, Milton, 1938-40 Hill, Norman, 1981-83 Hill, Volney, 1925-28 Hilligoss, Jack, 1948-49 Hilton, Hayes, 1952, 1954-55 Hines, Anthony, 2005-08 Hinson, Jack, 1945 Hitchcock, Matt, 1931-33 Hitzelberger, Bill, Mgr., 1972 Hix, Robert, 1948-50 Hobbs, Rod, 1994-95 Hodges, Cody, 2002-05 Hodges, J. Clarence, 1928-30 Hodges, Gerald, 1960</p>
---	---	--	---	--

Hodges, Slade, 2003-05
 Hodson, King, 1990
 Hoefler, Landon, 2006-08
 Hoffman, Steve, 1991-92
 Holcomb, Bill, 1934-36
 Holladay, Mike, 1967-69
 Holland, Jay, 2002-03
 Holley, Don, 1954
 Holley, John, Mgr., 1979-82
 Holmes, Bob, 1937-38
 Holmes, Pat, 1959-61
 Holub, E. J., 1958-60
 Hood, Floyd, 1956-57
 Hooper, Byron, 1989-91
 Hooper, Tony, 1992
 Hoskins, Cliff, 1972-75
 Houston, Catron, 2005
 Howard, Daniel, 2007-08
 Howard, E. Shester, 1963-65
 Howard, John, 1968-69
 Howard, Julius, 2007-08
 Howard, Paul, 1999
 Howard, Ray, 1951-54, 1956
 Howard, Thomas, 1974-76
 Howell, Harlan, 1930
 Hoyle, Andy, 1969-71
 Hrnrcir, Pat, 1982-83
 Hudler, Chris, 2003-06
 Hudson, Doug, 1954-55
 Hudson, Hal, 1963, 1965-66
 Huffman, Antonio, 2003-06
 Hughes, Chris, 1995
 Hughes, Van, 1979, 1981
 Hulme, Jeff, 1989-91
 Humphrey, Jim, 1946
 Hunnicutt, Mike, 1991-93
 Hunt, Aaron, 1999-02
 Hunt, Bobby, L., 1951-54
 Hunt, Coolidge, 1960-62
 Hunt, Gene, Mgr., 1979-80
 Hunter, Rickey, 1997-00
 Hunter, Victor, 2007-08
 Hurd, Shawn, 1992-95
 Hurley, Joe Ray, 1964-66
 Hurst, Harold, 1970-71
 Hurst, Jessie, 1986-89
 Hurt, Howard, 1953-55
 Hutchins, E. J., 1949
 Hutchison, Anthony, 1979-82

I

Irons, Dan, 1975-77
 Irons, Ed, 1940-42
 Isaac, Larry, 1973-76
 Ingram, Dicky, 1970
 Ingram, Russell, 1970-72

J

Jackson, Artis, 1984-87
 Jackson, Charles, 1984-85
 Jackson, Dee, 1997-00
 Jackson, Earl, 1949-59
 Jackson, Hugh, 1950
 Jackson, Jamaal, 2003-04
 Jackson, Jiggs, 1944-45
 Jackson, Kevin, 1990-91
 Jackson, Leete, 1946-47
 Jackson, Mark, 1979-80
 Jackson, Mike, 1979-81
 Jackson, Peter R., 1949-50
 Jackson, Shawn, 1991-93
 James, Adam, 2008
 Janes, Norman, 1952-55

Janke, Albert, 1974
 Jansen, J.P., 1999
 January, Glenn, 1974
 January, Glenn Jr., 2003-06
 Jasin, P.J., 1996
 Jay, Jimmy, 1941-42
 Jennings, Leslie, 1926-27
 Jiles, Dwayne, 1980-81, 1983-84
 Jobe, Jeff, 1972-74
 Jobe, Taylor, 2003
 Joeckel, David, 1979-82
 Johnson, Anthony, 1983-84
 Johnson, Byron, 2000-03
 Johnson, C.J., 2000-01
 Johnson, Chad, 2003-04
 Johnson, Dane, 1994-97
 Johnson, Elbert, 1948-50
 Johnson, Jake, 2007-08
 Johnson, James, 1984-86
 Johnson, Jerry, 1951-54
 Johnson, Mark, 1977-79
 Johnson, Marquis, 2004-05
 Johnson, Michael, 1984-87
 Johnson, Robert, 1993-96
 Johnson, Robert, 2005-06
 Johnson, Rufus, 1983
 Johnson, Sean, 1993-95
 Johnson, Willie, 1981-82
 Joiner, Robby, 1992-93
 Joines, Jimmy, 1954
 Jones, Brandon, 2003-06
 Jones, Brian, 2005, 07
 Jones, Calvin, 1972-74
 Jones, Casey, 1994-96
 Jones, Darrell, 1998-01
 Jones, Everett, 1952
 Jones, Forrest, 1938-39
 Jones, Jason, 1996, 98
 Jones, John P., 1950-52
 Jones, Larry, 1961-62
 Jones, Leonard, 1984-86
 Jones, Lewis, 1935-37
 Jones, Louis, 1973-74, 1976
 Jones, Philip, 2006
 Jones, Richard, 2006-08
 Jones, Roger, 1978-80
 Jones, Ryan, 1994-96
 Jones, Sam Cleman, 1933-35
 Jones, Scott, 1995
 Jordan, Curtis, 1973-75
 Jordan, Trent, 1966
 Joseph, Johnson, 1995
 Julian, Mark, 1976-77
 Junell, Robert, 1967-68

K

Kacal, Kenny, 1997-98
 Katrola, Alvin, 1926-29
 Kattner, Ken, 1968-69
 Kaufman, Ben, 1993-96
 Kautz, Karl, 1954-55
 Keck, Casey, 2000-03
 Keeney, Floyd, 1973-74
 Keeney, Mike, 1977-80
 Keesee, Aaron, 1984-86
 Kegans, Bryan, 2002-05
 Keith, Jeff, 1984-87
 Kelley, Billy R., 1945-48
 Kelly, Don, 1976-78
 Kempf, Rick, 1980
 Kennedy, Gary, 1971
 Kenney, Chris, 1992
 Kensing, Tracy, 1978-80

Keown, Justin, 2007-08
 Kerns, Dane, 1978-80
 Kent, Willie, 1973
 Kight, Lance, Mgr., 1975-77
 Kilcullen, Bob, 1953-56
 Kimbrough, Jesse, 1981-83
 King, Don, 1966-68
 King, Robert, 1992-93
 King, Wendell, 1954
 Kingsbury, Kliff, 1999-02
 Kinney, Mike, 1990
 Kinsey, Mike, 1982-85
 Kirk, Ronnie, Tr., 1980-82
 Kirkpatrick, Ben, 1989-92
 Kirkpatrick, Jack, 1952-55
 Kittle, Eddie, 1985-88
 Kleinert, John, 1969-71
 Klinger, John, 1975-76
 Knaus, David, 1972-74
 Knight, Pat, 1965-67
 Knowles, Jeff, 1993-94
 Knowles, Sid, 1928-29
 Knox, Jimmy, 1957-58
 Kocurek, Kris, 1997-00
 Koester, Ed, 1976
 Kolbye, Kevin, 1978-80
 Krahl, Jimmy, 1975-77
 Kummer, Kenneth, 1952-55
 Kuykendall, David, 1973-76
 Kyzar, Bobby, 1954-55

L

Labaj, Stance, 1991-92
 LaCour, Jonathan, 2007-08
 Lambert, Bobbie, 1952-53
 Lambert, Bryan, 1982-83
 Lambert, Gregg, 1980-82
 LaMaster, Cyrus, 1933
 Lancaster, Randy, 1972
 Lane, Dennis, 1967-69
 Lang, Jerome, 1993, 1995
 Langford, George, 1929-31
 Langehennig, Miles, 1969-71
 Lassiter, J. H., 1962
 Latch, Leonard, 1937-38
 Lautenslager, John, Mgr., 1974-76
 Lavender, Jayson, 1993-94
 Law, Dan, 1955-57
 Lawhorn, Floyd, 1944-47
 Lawson, Homer, 1944
 Lawson, Steve, 1972
 Lawson, Ted, 1969
 Lawton, Billy, Tr., 1987
 Ledbetter, Newman, 1940-41
 Lee, Bryan, 1984-87
 Lee, Nick, 1995-96, 98
 LeFleur, Greg, Mgr., 1982-84
 Leinert, Mike, 1965-67
 Lemons, Devin, 1997-00
 Leonard, Renaldo, 1990
 Leong, Lyle, 2007-08
 Lerma, Carlos, 1957
 Lethridge, Zebbie, 1994-97
 Levens, Rand, 1973
 Lewis, Detron, 2007-08
 Lewis, Don, 1951-53
 Lewis, Glenn, 1944, 1946-48
 Lewis, Howie, 1977, 1979
 Lewis, Kobey, 2006-07
 Lewis, Robert, 1981-84
 Lewis, SirDon, 2002-05
 Lillis, Steve, Tr., 1981-82
 Linder, Ty, 2006-07
 Lindsey, G. B., 1948

Linne, Alton, 1950-52
 Liscio, Mike, 1989-92
 Lloyd, Dave, 1955
 Lockhart, Jesse, 1927
 Loper, Daniel, 2001-04
 Lorenz, Larry, 1988
 Lott, Charles, 1988-89
 Lovelace, Jerry L., 1964-66
 Lovelace, Johnny, 1960-62
 Lovelace, Leon, 1966-68
 Lowe, Andy, 1971
 Lowe, Glenn, 1939-41
 Lowery, Floyd, 1967
 Lowery, V. Leo, 1963-64
 Lowrance, Greg, 1969-71, Trainer
 Lowrey, Curtis, 1997-99
 Lucas, Tom, 1952
 Lupar, Carlton, 1933
 Lusk, Tommy, 1973-75
 Lyckman, Boyd, Mgr., 1972-74
 Lyman, Bill, 1948-49
 Lynch, Terry, 1986-88
 Lynn, Anthony, 1988-91
 Lyons, Harold, 1970-72

M

McAfee, Dudley, 1987, 1989
 McAuley, Jay, 1981-84
 McBath, Darcel, 2005-08
 McBride, Joe, 1987-88
 McBride, Mike, 1984-87
 McCain, Aubrey, 1971-73
 McCanies, Gene, 1948-49
 McCann, Ivory, 2001-02
 McClellan, J. C., 1948
 McClendon, Paul, 1998-01
 McCormick, Matt, 2000-01
 McCowan, Jeff, 1979-80, 82-83
 McCoy, Zeno, 1999-00
 McCright, Gary, 1975-77
 McCullar, Kevin, 1996-98
 McCurry, Dorrell, 1946-48
 McCurry, Lonnie, 1938-40
 McCutchen, Doug, 1970-72
 McCutchen, Shae, 1999
 McDermand, Wayne, 1968-70
 McDowell, Anthony, 1988, 91
 McElroy, D. M., 1932-34
 McEntire, Charles, 1960-62
 McFadden, Steven, 1997-98
 McFarland, David, 1988-90
 McGill, Jamequilon, 2005
 McGinnis, Gathan, 2000-03
 McGowen, James, 1984-85, 87
 McGuire, Clay, 2001-04
 McGuire, Cody, 1994-97
 McGuire, Monte, 1984, 1986
 McHenry, Metrick, 1993
 McIntire, Jim, 1981-84
 McKeever, Ed, 1932-34
 McKenzie, Malcolm, 1994-97
 McKinley, Verone, 1992-95
 McKinney, Doug, 1982-85
 McKinney, Jeff, 1977-80
 McKinney, Rodney, 2001-02
 McKnight, E. J., 1938-40
 McKnight, Maxey, 1941-42, 46
 McLelland, Bill, 1963
 McMeans, Joe, 1981-84
 McPherson, Bill, 1952
 McSwane, Douglas, 1945-48
 McWhorter, Terry, 1964-66
 McWilliams, W. D., 1929-30
 Mack, Johnnie, 2003-04

Madison, Wm. C., 1949-52
 Mahan, Richard, 1960-62
 Mahler, J. B., 1948
 Mahoney, Greg, 1976-77
 Maisel, Harland, 1982-83
 Majondo-Mwamba, Patrice, 2003-04
 Malbrough, Anthony, 1997-99
 Mallery, Marc, 1985
 Malone, Bill Price, 1962-64
 Maloney, Walter, 1947-48
 Maltby, Jay, 1930
 Mancillas, Bingo, 1990-93
 Manyweather, Anthony, 1989-90
 Marek, Jodie, 1938
 Maroney, Rusty, 1978-80
 Marr, Paul, 1928
 Marshall, Donald, 1990-93
 Martin, Dan, 1998-99
 Martin, Jimmy, 1948
 Martin, Larry, 1977-79
 Martin, Malcolm, 1932-33
 Martin, Mitchell, 1990
 Martin, Ralph, 1953-54
 Martinez, Homer, Mgr., 1979-81
 Marusak, Dean, 1985-88
 Mashburn, Josh, 1996
 Massey, Barton, 1951-53, 1956
 Mathiasmeier, Tom, 1987-89
 Mathis, Larry, 1984-85
 Matulich, Joe, 1967-69
 May, David, 1968-70
 May, Jason, 1999-01
 May, Ralph, 1949
 Medin, Wayne, 1954
 Meeks, Vincent, 2002-05
 Melcher, Monty, 1986-87
 Mellott, David, 1974-76
 Melton, Buster, 1943
 Mercer, Ronnie, 1969
 Merrell, Cecil, 1935
 Merritt, Mickey, 1965-66
 Meyers, Robert, 1959-60
 Midkiff, Bo, Tr., 1979-81
 Milam, Jeremy, 2000-02
 Mileur, Travis, 1976-78
 Miller, B. H., 1925
 Miller, Danny, Tr., 1979-81
 Miller, Greg, 1981
 Miller, Mike, Mgr., 1972-74
 Miller, Tony, 1992-93
 Milliken, Kenneth, 1960-62
 Millsapps, Jerry, 1952
 Mitcham, Raymond, 1953-55
 Mitchell, Derrell, 1992-93
 Mitchell, Jack, Tr., 1974-76
 Mitchell, Kelly, 1961-62
 Mitchell, Roland, 1983-86
 Mitchell, Stacy, 1994-96
 Mitchem, Franklin, 2008
 Mock, Mike, 1975-77
 Moffett, Milton, 1930-32
 Mohon, Jere Don, 1958-60
 Molinaro, Larry, 1969-71
 Monaco, Eddie, 1977-79
 Monroe, Bill, 1974
 Monroe, Gary, 1972-74
 Monroe, Robert, 1998
 Montgomery, Tom E., 1944
 Montgomery, Bob, 1968-70
 Mooney, Ed, 1966-67
 Moore, Chad, 1954
 Moore, Charles, 1955-57
 Moore, Danny, 1991
 Moore, Joe, 1952-53

<p>Moore, LaRon, 2007-08 Moore, Lee, 1990 Moore, Mike, 1991-93 Morgan, William, Tr., 1985-88 Morren, Perry, 1982-84 Morris, Byron, 1991-93 Morris, Eric, 2005-08 Morris, G. B., 1933-34 Morris, Gale, 1952 Morris, Michael, 1978 Morris, Sammy, 1999 Mosley, Henry, 1937 Mosley, James, 1971-73 Mosley, James, 1985-88 Moss, Ted, 1946 Moughon, John, 1948, 50-52 Moyers, R. W., 1945-46 Moylan, Jim, 1966-68 Mueller, Sid, 1971 Mullins, Larry, 1959-61 Munlin, Foy, 2000-02 Murphy, A. B., 1936-38 Murphy, Henry, 1930 Murphy, Jason, 1991 Murphy, Ross, 1974 Myers, Rufus, 1973-75 Myles, Byron, 1992-93</p> <p>N</p> <p>Nabors, Rafe, 1939-40 Nabors, Roland, 1946-47 Napper, Charles, 1969-71 Nash, David, 1983-84 Naughton, Chris, 1989-90 Naziruddin, Khalid, 2004-05 Neas, Mark, 1990 Neill, Jim, 1936 Neill, David, 2008 Nelson, Brian, 1975-78 Nelson, Minor, 1953-56 Nesbitt, Roger, 1957-58 Newby, Hi, Mgr., 1981 Newsome, Edwin, 1978-79 Newton, Tom, 1969-70 Nichol, David, 1999 Nichols, Murry, 1931 Nichols, Steve, Mgr., 1977 Nichols, Walker, 1933-35 Nickerson, Brent, 2006-08 Nicklaus, Winfield, 1925-27 Nicolle, Mike, 1971 Nitschmann, Seth, 2003-04, 06 Nixon, Freddie, 1989 Nixon, Jamie, 1986 Nixon, Walter, 1929 Norman, Joe, 2000-02 Norman, John, 1997-00 Norman, Tim, 2002-03 Northam, M. C., 1954-57 Norse, Cecil, 1944-46 Norwood, Pete, 1967-69</p> <p>O</p> <p>O'Block, Buckley, 1991 O'Brien, Mike, 1971 O'Connor, Robert, 1939-40 O'Grady, Bill, 1949-51 Odiorne, Charles, 1986-89 Odom, James, 1952-54 Odom, Johnny, 1969-71 Okafor, Mickey, 2008 Olbert, Mark, 1978-80 Oliver, Barney, 1967-69 Olomua, Bristol, 2004-05</p>	<p>Olson, Chris, 2007-08 Olson, Randy, 1972-74 Ori, Chris, 1992-94 Orms, Kevin, 1967-69 Orr, Don, 1944, 1946-48 Orr, Tim, 1977 Ottmers, Frank, 1945, 1947-48 Overton, Elbert, 1938-39 Owen, Truitt, 1931-32 Owens, Alton L., 1934-36 Owens, Pete, 1935-37</p> <p>P</p> <p>Pace, Marc, 1974 Pace, Tom, 1959-60 Pack, Ronnie, 1964-66 Page, Josh, 1999-02 Page, Randy, 1978 Paige, Anton, 2001-02 Parker, Chris, 2004-07 Parker, Jeff, Tr., 1979-81 Parks, David W., 1961-63 Parson, Ricky, Mgr., 1977, 79-80 Patricio, Anthony, 1997-99 Patterson, Leo, 1939 Patterson, Mike, 1966-68 Patterson, Mike, 1976-78 Pattison, Freddie, 1973 Patton, Cody, 1995-98 Patton, Terry, 1997-99 Payne, Ameral, 1926, 29-30 Pearce, Herb, 1981 Pennington, Van, 1952 Peppers, Anthony, Tr., 1977-78, 80 Perkins, Bruce, 1984-87 Perkins, Ken, 1969-71 Perry, Charles, 1985, 87-89 Perry, Chris, 2008 Perry, Fred, 1968 Perry, Richard, 1964 Perryman, Bill, 1954 Person, James, 1979-80 Peters, Mickey, 2000-03 Peters, Rob, 1996-99 Peterson, Alfred Petrich, Stacey, 1990-93 Petty, Fred, 1990-91 Phelps, Brad, 1989-91 Phelps, Todd, 1984 Philbrick, George, 1936-38 Phillips, Aubrey, 1949-51 Phillips, R. B., 1948-49 Pickett, Jeff, 1987 Pieper, Robert, Tr., 1981-82 Pier, C. M., 1978-81 Pierce, Raymond, 2002 Pinson, Rex, 1948, 1950 Pipes, Wayne, 1940 Pirtle, Dick, 1948-50 Pirtle, Robert T. Pirtle, Tom, 1943 Pitts, Dorian, 1997-00 Pitts, John, 1989-92 Pogue, Mack, 1954-58 Polson, Dick, 1959-61 Porter, John, 1963-65 Porter, Keith, 1981 Potter, Zac, 1997 Potts, Taylor, 2007-08 Poulter, Lee, 1974 Pratt, Darnell, 1988 Price, Bill, 1954 Price, Duane, 1995, 96, 97 Price, Jerrell, 1948-51</p>	<p>Price, Travis, 1985-86, 1988-89 Price, Yancy, 1931-33 Priddy, Marion L., 1932-34 Prim, John, 1934 Pruitt, Jesse, 1965 Puckett, Steve, 1974 Pugh, Jay, 1994-97 Pullings, Tony, 1981-82 Pursel, Dan, 1947-49 Pynes, Ronny, 1973</p> <p>Q</p> <p>Quick, Brent, Tr., 1975-76 Quinney, Johnny, 1977-79</p> <p>R</p> <p>Radney, Beau, 2000-01 Ramey, Mike, 1982-83 Ramirez, Manuel, 2003-06 Ramirez, Selso, 1973-75 Ramsey, George, 1993-95 Ramsey, Eural, 1949-50 Ramsey, Herschel, 1935-37 Randle, Tate, 1978-81 Rangel, Josh, 2002-04 Rankin, David, 1961-63 Rankin, Tuey, 1989 Rankin, Walter, 1938 Rasberry, Rashon, 2000-01 Rathbone, Milton, 1949 Ratliff, Jake, 2005-08 Rattan, Jason, 1989-90 Rawls, Taurance, 2004-05 Ray, Vernon, 1942-46 Read, Charles, 1943 Reagor, Bart, 1984-87 Reagor, Montae, 1995-98 Rebold, Dale, 1969-71 Reed, Andy, 1965, 1967-68 Reed, Benjie, 1971 Reed, Bruce, 1925-28 Reed, Curtis, 1975-78 Reed, Danny, 1973 Reed, James R., 1942, 1946 Reed, Justin, 1998-01 Reed, L.A., 2005-08 Reed, Rylan, 2005-08 Reeger, Ronnie, 1962-64 Reese, Adrian, 2006-07 Reeves, Ron, 1978-81 Reinhart, Steve, Mgr., 1985-88 Renda, Rudy, 1997-99 Reneau, John, Tr., 1982 Pieper, Clay, 1980-83 Reyes, Alex, 2003-06 Reynolds, C., Tr., 1946-48 Reynolds, Doyle, 1954-55 Reynolds, Jerry, 1973 Rhoads, Ronnie, 1966-68 Rhodes, Quinton, 1988-90 Ribble, Marland, 1950-52 Rice, Ronnie, 1957-59 Richards, Rex, 1999-02 Richardson, Jesse, 1968-70 Richardson, Pete, 2006-07 Richburg, Aubrey, 1983-86 Richburg, Nathan, 1986-89 Ricketts, Billy, 1953-54 Riddle, John, 1956-58 Riggs, Calvin, 1983-86 Riley, Sandy, 2006-08 Rinaldi, Peter, 1951-52 Ritter, William, 1992-94 Rivera, Gabriel, 1979-82</p>	<p>Rivera, Robert, 1992, 1994 Rives, Donald, 1970-72 Roark, Rusty, 1982-84 Robbins, Kenneth, 1941-42 Roberson, Brian, 1997-98 Roberson, James, 1948-49 Roberts, Cole, 1997-01 Roberts, Don, 1974-76 Roberts, John, 1957-58 Roberts, Shane, 1998 Roberts, Teddy, 1963-64 Robertson, Clint, 1996 Robinson, Charlie, 1999 Robinson, Dale, 1958-60 Robinson, John, 1995-98 Robinson, Quintin, 1970-72 Robnett, Wm. Ed, 1945-46 Rodgers, K.H., 1948-49 Rodgers, Paul, 1978, 1981 Rodriguez, Jon, 2001-02 Rogers, Mickey, Tr., 1985-88 Rogers, Neil W., 1949-50 Rogers, Pat, 1971 Rogers, Thomas E., 1942-44 Rogers, Tony, 1994, 95, 96, 97 Rollins, Brian, 1986-87 Roman, Gary, 1965 Rose, Dee, 1948-49 Rose, Don, 1958-60 Rose, Mark, 1975-77 Roselius, Dale, 1956-58 Rosen, Mike, 1955 Rosenbaum, Scott, Tr., 1975-77 Rossiles, Eric, 1999-00 Ross, Michael, 1984 Ross, Richard, 1989-90 Ross, Ronald, 1999-01 Ross, Ronnie, 1969-71 Rothblatt, Mark, 1984 Routh, Hudson, 1950 Rowe, Charles, 1987-90 Rowland, John, 1952 Rowland, Jordy, 2007-08 Rowland, Ryan, 2006 Royal, Desmond, 1985-88 Rucker, Taurus, 1996-99 Ruff, Matt, Mgr., 1977-78 Ryan, Jerry, 1969-71 Ryan, Tom, 1971-73 Ryden, Todd, 1984-87 Ryno, R. D., 1954-55</p> <p>S</p> <p>Saenz, Arcadio, 1988-89 Sailor, Ricky, 2001-02 Saldi, John, 2002-05 Salley, Richard, 1975 Samford, Ronnie, 1971-73 Sammons, Herbert, 1948-49 Sampson, Jeff, Mgr., 1979-81 Sanders, Jerry Don, 1967-69 Sanders, Kyle, 1998-00 Sanders, Ricky, 1979-82 Saul, Tracy, 1989-92 Savage, Reggie, 1998-00 Sawyer, Tom, 1966, 1968-69 Scarborough, Reg, 1962-64 Scarborough, Terry, 1965-66 Schaefer, David, 2005-07 Schaffner, Tim, 1970-72 Scherler, Lynn, 1994-96 Schillhab, Dickie, 1971 Schlinkman, Walter, 1942, 44-45 Schmidt, Don, 1954-56</p>	<p>Schmidt, Wesley, 1974-75 Schneider, Bill, Tr., 1979-81 Schrader, Bruce, Tr., 1982-84 Schuglen, Bob, 1954-55 Schwertner, Danny, 1985-86 Scurlock, Merv, 1984-86, 1988 Scott, Ken, 2003-06 Scott, Prince, 1938-40 Scovell, Dupree, 2001-03 Scovell, Field, 1994-96 Scovell, John, 1965-67 Scovell, King, 1998-01 Seals, Ronnie, 1992-93 Sears, Mike, 1974-76 Sears, Shane, 1987-90 Seat, Gary, 1966-67 Seay, Mike, 1959-60 Seeman, Gerald, 1957-58 Segrist, Scott, 1985-88 Selfridge, Gary, 1957-59 Selmon, Thomas, 1984 Sesay, Brandon, 2008 Session, Fletcher, 2003-06 Shafer, Chris, 1987-88 Shaha, Bill, 1961-63 Shahan, Arthur, 1944-45 Shain, Toby, 1999-01 Shanks, Ed. Jr., 1940-41 Sharpe, Brandon, 2008 Sharpley, Bill, 1948-50 Shawver, Tommy, 1954-55 Shearer, Calen, 2005-06 Sheffield, Louis, 1988-91 Sheffield, Steven, 2007-08 Shields, Keith, 1993 Shepars, Ernie, 1970 Sherry, Tommy, 1954-55 Shipley, Jerry, 1964-65 Shipley, Kyle, 1996-99 Shuler, Allen, 1960-62 Shuler, Gary, 1971-72 Shussler, Fred, 1974-75 Sides, James, 1952-55 Simmons, Clifford, 1929-30 Simmons, Jamie, 1986-89 Simmons, King, 1984-85 Simpson, Charles, 1983-84 Singley, Tim, 1985-87 Slaughter, Brent, 2003-06 Slay, Dwayne, 2004-05 Smetona, Ian, 2003-05 Smith, Carl, 1946 Smith, David, 1980-81 Smith, Doug, 1965 Smith, Edwin, 1935-37 Smith, Eugene, 1925-26 Smith, George, 1972-73 Smith, Jabari, 2003-04 Smith, Jesse, 1984-86 Smith, Joe H., 1942, 46-47 Smith, Mike, 2001-04 Smith, Roderick, 1982-83 Smith, Roger, 1940-41, 46 Smith, Timmy, 1983-84, 86 Smith, Troy, 1981-84 Smith, Wayne, Mgr., 1952-54 Smitherman, George, 1978-80, 81 Snodgrass, Bill Jo, 1944 Solis, Oscar, 1996-99 Sollis, L. J., 1932-33 Sonier, Tyrone, 2008 Sowden, Bob, Mgr., 1971-72 Sowell, Ronnie, 1967-68 Spears, Lewis, 1936</p>
--	---	---	---	---

Speer, Randy, 1963-66
 Spinks, Brad, 1993-96
 Spinks, Jack, 1954-55
 Spinks, Rick, 1952-54
 Spooner, Victor, 1952-54
 Spraggins, Harold, 1952-53
 Sprague, Gerald, 1938
 Sprinkles, Kevin, 1986-89
 Sprouse, J.T., 1996
 Stafford, Bob, 1957-58
 Stafford, Dick, 1959-60
 Stafford, Richard, 1960-61
 Stahmer, Joe, 1994-97
 Stallings, Bill, 1948
 Standefer, Mike, 1981
 Standifer, Dick, 1942, 1946
 Starr, Larry, 1992-93
 Steamer, Jervis, 1989
 Stephens, Willie, 1976-79
 Sternes, Kenneth, 1981-82, 1984
 Stevens, Charles, Tr., 1979-81
 Stevens, Roy, 1926
 Steveson, Calvin G., 1947-49
 Stewart, Charles, 1968-70
 Stewart, Jackie, 1967-68
 Stewart, Wayne, Tr., 1972
 Stickles, David, 1985-87
 Still, Charles A., 1934
 Stinnett, Anthony, 1990-91
 Stinson, Lemuel, 1984-85, 1987
 Stockton, Jerry, 1957-58
 Stoffels, Clint, 2007-08
 Stone, Nathan, 2007-08
 Stone, Tim, 1956-57
 Storrs, C.L., 1939-40
 Stratton, Brock, 2003-06
 Streater, Doug, 1977
 Strong, Ryan, 1988
 Stumbo, Allen, 1965-66
 Struver, Ike, 1948, 1950
 Strickland, Ed, 1957, 1959-60
 Sullivan, Carroll, 1968
 Swafford, Nancy, Tr., 1985-88
 Swann, Alan, 1978
 Swift, Calvin, 1929
 Swindall, Tramain, 2008
 Symons, B.J., 2001-03

T

Tadlock, J.H., 1929
 Tadlock, Travis, 1976-77
 Taliaferro, Kim, 1976-78
 Taliaferro, Loyd, 1937
 Talkington, Bart, 1987-89
 Talkington, Ken, 1958-59
 Tannehill, Tim, 1985-87
 Tanner, Chris, 1983-86
 Tarbox, Elmer, 1937-38
 Tatom, Buzz, 1981-84
 Taylor, Donnie, 1993-94
 Taylor, Billy, 1974-77
 Taylor, Freddie, 1977
 Taylor, James Burl, 1944
 Taylor, Tony, 1985
 Teague, Abner F., 1939-41
 Teal, Bill, 1931-32
 Tecklenburg, Kerry, 1982-83
 Terrell, Anthony, 1997-01
 Terry, Mack, 1952
 Thacker, George, 1954
 Thiel, Kenny, 1975-76
 Thomas, Andrew, 1977-79
 Thomas, Bart, 1992, 1994
 Thomas, Jabbar, 1993-94

Thomas, Lucien
 Thomas, Willie, 1974, 1976
 Thomas, Zach, 1992-95
 Thompson, Clarence, 1962-64
 Thompson, J. W., 1947-48, 1950
 Thompson, Joe L., 1943-47
 Thompson, John Vern, 1951-53
 Thompson, Kenneth, 1954
 Thompson, Luke, 1944-48
 Threweatt, Fred, 2002-05
 Thurman, Tyrone, 1985-88
 Tidwell, Bennie, 1945
 Tillery, Clarence, 1939-41
 Tillman, Andre, 1971-73
 Tillman, Bill, 1951
 Tillman, Kellen, 2005-07
 Tinsley, Kelly, 1974
 Tipton, Larry
 Tisdale, Olan, 1976-78
 Tittle, Matt, 1997-98
 Todd, Chris, 2006
 Toliver, Duane, 1998-99
 Toliver, Sam, 1988
 Tolliver, Billy Joe, 1985-88
 Tollett, James, Mgr.
 Toman, Scott, 1986-87
 Toogood, Keith, 2003-06
 Traylor, Kevin, 1989
 Treece, Robert, 2001-02
 Treybig, Mike, 1973
 Tribble, Lester, 1931-32
 Trippier, Carl, 1954
 Trlica, Alex, 2004-07
 Trostle, Nevin E., 1925
 Tucker, Bryan, 1989, 1991
 Tucker, Dennis, 1964-65
 Tucker, Phil, 1965-67
 Tucker, Stuart, 1971-72
 Turnbo, Bill, 1957-59
 Turner, Bake, 1959-61
 Turner, Corey, 1995-96
 Turner, Godfrey, 1976-78
 Turner, Jerry, 1965-67
 Turner, Jim, 1950-52
 Turner, Lacy, 1931-32
 Turner, Marquis, 2000, '02-03
 Turner, Tommy, 1960
 Turner, Walter, 1980
 Tyler, Greg, 1978-80

V

Van Loozen, Steve, 1971-73
 Vance, Dennis, 1982-84
 Vakey, Ken, 1955-57
 Vasquez, Jim, 1987-88
 Vasquez, Louis, 2005-08
 Vation, LaShawn, 2007
 Vaughn, Milton, 1957-58
 Veals, Dennis, 1979
 Verden, Jim, 1978-80
 Vermillion, E. B., 1927
 Vinyard, Kenny, 1966-68
 Vinzant, Dennis, 1926, 1928-29

W

Wade, Lane, 1968-70
 Wakefield, Carl, 1983
 Waldrep, Joseph H., 1937-39
 Walker, Cody, 1994
 Walker, Daryl, 1987
 Walker, Grant, 2006-07
 Walker, Harry, 1943
 Walker, Jerry, 1952-55
 Walker, Jim

Walker, Kevin, 1988
 Walker, Levi, 1927-28
 Walker, Ransom, 1925-28
 Walker, Sammy, 1988-90
 Walker, Todd, 1994-95
 Walker, Todd, 2005-06, 08
 Walker, Wayne, 1985-88
 Walker, Wilson, 1935
 Wall, Jamar, 2006-08
 Wall, Stoney
 Wallace, Allen, 1995
 Wallace, Kenneth, 1971-73
 Waller, J. D., 1928-30
 Walsh, Charles, 1945
 Walstad, Joe, 1976-79
 Walter, Joe, 1981-84
 Walter, Ken, 1977-79
 Ward, Dan 'Tay, 2006
 Ward, Kevin, 1995-96
 Warren, Fred, 1967-68
 Warren, Gary, 1985-87
 Washington, Lewis, 1978-81
 Washington, Marcus, 1988-90
 Washington, Mark, 1997-00
 Waters, Bill, 1952
 Waters, Greg, 1972-73
 Watkins, Dennis, 1961-62
 Watkins, Mike, 1969-71
 Watson, Dal, 1985-88
 Watson, Harold, 2000-01
 Watson, Jerry, 1968-70
 Watts, Ted, 1978-80
 Waygood, Don, 1954-55
 Weatherall, Phil, 1978
 Weatherspoon, Stephon, 1989-90
 Weaver, Fred, 1958-60
 Weaver, Gilbert, Tr., 1958-60
 Webb, George L., 1937-38
 Webb, Tommy, 1986-89
 Weber, Art, 1940-41
 Webster, Walter, 1940
 Weeks, Mike, 1970-72
 Weeks, Nolan, 1943
 Weise, Billy, 1963-64
 Welker, Wes, 2000-03
 Wells, Freddie, 1980-81, 1983-84
 Wells, Mike, 1978-80
 Welton, Charles S., 1950-52
 Wesley, Arlen, 1951, 1953-55
 Wesley, Jason, 2000-03
 Wessels, Greg, 1975-77
 West, Dwayne, 1953-55
 West, J. W., 1935-36
 Westfeldt, J. W., 1925-27
 Wheatley, Russell, 1980
 Wheelis, Jack, 1939
 Whisenhunt, Danny, 1980
 Whitaker, Vernon, 1951
 White, Bill, 1948
 White, Brad, 1981, 1983-84
 White, Dean, 1951-54
 White, Dixie, 1937-39
 White, Gilbert A., 1926-27
 White, Jeff, 1964-65
 White, Quincy, 1991-92
 White, Regan, 1954
 White, Rodney, 1988
 White, Thurman, 1943
 White, Vic, 1980-81
 Whitehead, Billy Joe, 1944
 Whitfield, Ken, 1986-89
 Whitley, E.J., 2002-05
 Whitlock, Colby, 2007-08
 Whitman, Wes, 1980

Whitney, Chris, 1994-97
 Whitsell, Brent, 1985
 Whitted, Bill, 1951-52
 Wickware, Damon, 1991-94
 Wiggington, S. D., 1934-36
 Wilborn, Michael, 1998
 Wildon, Ted
 Wiles, Jackie, 1959-60
 Wiley, Anthony, 1990-93
 Wiley, Jerry, Mgr., 1958-64
 Wallace, Albert, 1941
 Williams, Bert, 1934-35
 Williams, Brandon, 2006-08
 Williams, Bo, Mgr., 1931-32
 Williams, Bobby, 1943, 1946-48
 Williams, C. W., 1960-62
 Williams, DeTwill, 1999
 Williams, Donald D., 1948-50
 Williams, Don, 1954-56
 Williams, J.J., 2000-01
 Williams, Jared, 2005
 Williams, Jimmy, 1975-77
 Williams, Jimmy, 1950, 1952-53
 Williams, Kevyn, 1982, 1985
 Williams, Lance, 1998-01
 Williams, Lawrence, 1972-74
 Williams, Mark, 1981-82
 Williams, Marlon, 2006-08
 Williams, Paul, 2003, 05-07
 Williams, Phil, 1955-58
 Williams, Rex, 1937-39
 Williams, Ricky, 1997-01
 Williams, Robert L., 1943, 48-49
 Williams, Roy, 1942-46
 Williams, Sammy, 1974-77
 Williams, Shaud, 1999-00
 Williams, Stan, 1980-82
 Williams, Tim, 1989
 Williamson, Bryan, 1981-82
 Willis, C. C., 1963-65
 Willis, Danny, 1971-73
 Willis, Richard, 1962-63
 Wilson, Elmer, 1951-54
 Wilson, Ernie, 1925-26
 Wilson, Marcus, 1992
 Wilson, Robert, Mgr., 1956-59
 Wilson, Theodore, 1933
 Wilson, Thomas, 1964-65
 Wilson, Tony, 1994
 Wilson, Wm. Woodrow, 1932-34
 Windom, Clyde, 1964
 Windom, Eddy, 1967-69
 Wingo, Matt, 1988-91
 Winkler, Bernie, 1943, 1945-47
 Winn, Marlon, 2006-08
 Winn, Tim, 1997-99
 Winston, Clifton, 1986-89
 Winter, George, 1935-36
 Winters, George, 1948-49
 Witucki, Bob, 1958
 Womble, Greg, 1983
 Wood, Kerry, Tr., 1975
 Wooddell, Greg, 1977
 Wood, Jeff, 1993-94
 Wood, Jon, 1989-90
 Woods, Geremy, 2001-04
 Woods, Glen, Tr.
 Woods, Shannon, 2005-08
 Woodward, Darrell, 1925
 Wooldridge, Floyd, 1925-27, 30
 Woolridge, Charles, 1928-29
 Worley, Bill, 1961-63
 Worley, Chad, 1991-92
 Wright, Billy, 1951-53

Wright, Byron, 1992-94
 Wright, Jess, Tr., 1939
 Wright, John, 1984
 Wright, Len, 1987-89
 Wyatt, Robert, 1999-02

Y

Yancer, Robert, 1963-65
 Yarbrough, Walter, 1969
 Yenser, Tyler, 2005-07
 Young, Bobby, 1954-57
 Young, Doug, 1964-66
 Young, Jack, 1948
 Young, Jeff, Tr., 1974
 Young, Jim B., 1931-33
 Young, Phil, 1986-88
 Young, Reagan, 1969
 Young, William, 1932-34

Z

Zachery, Jerry, 1983, 1985
 Zanos, Jim, 1962-64
 Zeller, Chuck, 1972
 Zoller, George, 1942, 1946-47

Please contact the Texas Tech Athletic Media Relations Office (chris.cook@ttu.edu) in writing with any changes, corrections or additions to this list.

SERIES RECORDS

OPPONENT	W-L-T	FIRST	LAST
Abilene Christian	6-3-0	1925	1949
Air Force	2-1-0	1982	1995
Alabama	0-1-0	2005	2005
Arizona	26-4-2	1932	1989
Arizona State	0-1-0	1999	1999
Arkansas	7-28-0	1957	1991
Arkansas State	1-0-0	1995	1995
Auburn	1-0-0	1954	1954
Austin College	1-0-1	1925	1932
BAYLOR	34-32-1	1929	2008
Boston College	2-1-0	1961	1971
Brigham Young	1-0-0	1940	1940
Cal State Fullerton	1-0-0	1991	1991
Cal St. Santa Barbara	1-0-0	1970	1970
Centenary	4-0-1	1936	1941
Cincinnati	0-0-1	1968	1968
Clarendon	2-0-0	1925	1926
Colorado	4-5-0	1962	2007
Colorado Mines	2-0-0	1931	1932
Colorado State	2-0-0	1968	1987
Creighton	2-1-0	1937	1942
Daniel Baker	2-1-2	1926	1935
Denver	2-0-0	1946	1947
DePaul	1-1-1	1934	1936
Detroit	0-2-0	1935	1937
Dixie	1-0-0	1933	1933
Duke	1-0-0	1989	1989
Duquesne	2-1-0	1937	1938
Eastern Washington	1-0-0	2008	2008
Florida International	1-0-0	2005	2005
Florida State	1-4-0	1966	1987
Fresno State	1-0-0	1998	1998
Gonzaga	1-1-0	1938	1939
Georgia	0-3-0	1965	1996
Georgia Tech	0-2-0	1965	1970
Hardin-Simmons	14-7-3	1926	1957
Haskell	1-1-0	1931	1933
HOUSTON	10-17-1	1951	1995
Howard Payne	1-3-0	1925	1930
Indiana State	1-0-0	2005	2005
Iowa	0-2-0	1996	2001
Iowa State	7-1-0	1967	2007
KANSAS	10-1-0	1965	2008
KANSAS STATE	7-3-0	1933	2008
Lamar	2-0-0	1987	1988
Louisiana-Lafayette	5-0-0	1994	2000
Louisiana State	0-2-0	1954	1957
Louisiana Tech	1-0-0	1933	1933
Loyola (LA)	2-2-0	1935	1941
Loyola (NO)	3-2-0	1934	1939
Lubbock AAF	1-2-0	1943	1944
McMurry	4-0-2	1925	1934
Marquette	2-1-0	1938	1940
Massachusetts	1-0-0	2008	2008
Miami, Fla.	1-4-0	1939	1990
Miami, Ohio	0-1-0	1948	1948
Missouri	2-5-0	1995	2007
Mississippi	2-2-0	1986	2003
Mississippi State	2-4-1	1953	1970
Montana	2-1-0	1937	1940
Montana State	2-0-0	1938	1939
Montezuma	1-0-0	1925	1925
NEBRASKA	3-7-0	1976	2008
Nevada	1-0-0	2008	2008
NEW MEXICO	32-6-2	1931	2004
New Mexico A&M	4-0-0	1930	1965
New Mexico Normal	1-0-0	1932	1932
North Carolina	1-2-0	1972	1980
North Carolina State	1-4-0	1952	2003
North Dakota State	0-0-1	1934	1934

North Texas Agr.	0-1-0	1943	1943
North Texas	4-4-0	1952	2001
Northern Arizona	2-0-0	1937	1939
Northwestern State	1-0-0	2007	2007
Notre Dame (B)	1-0-0	1932	1932
Ohio State	0-2-0	1990	2002
OKLAHOMA	4-12-0	1992	2008
Oklahoma City	3-0-1	1934	1938
OKLAHOMA STATE	21-12-3	1935	2008
Oregon	0-2-0	1991	1992
Oregon State	1-0-0	1959	1959
Pacific	4-2-0	1952	1993
Panhandle A&M	2-0-0	1927	1932
Penn State	0-1-0	1995	1995
RICE	26-20-1	1942	2007
Sam Houston State	1-0-0	2005	2005
San Francisco	1-0-0	1940	1940
San Jose	0-1-0	1949	1949
St. Edwards	3-0-0	1926	1928
St. Mary's (Calif.)	0-1-0	1938	1938
St. Mary's (TX)	1-0-0	1935	1935
Saint Louis	2-0-0	1940	1941
Schreiner	1-0-1	1926	1928
Southern California	0-3-0	1978	1994
SMU	31-16-0	1932	2008
Southwestern	1-1-0	1944	1945
South Plains AAF	2-0-0	1943	1944
Sul Ross	2-0-1	1925	1929
Tennessee	1-1-0	1973	1997
TEXAS	15-42-0	1928	2008
Texas-Arlington	1-0-0	1984	1984
Texas-El Paso	12-6-1	1930	2007
TEXAS A&M	32-34-1	1927	2008
TCU	28-23-3	1926	2006
Texas Wesleyan	2-0-0	1936	1939
Trinity	1-0-0	1932	1932
Tulane	2-3-0	1958	1971
Tulsa	11-12-0	1942	1987
Utah	2-0-0	1972	1973
Utah State	2-0-0	1996	2000
Vanderbilt	0-0-1	1974	1974
Virginia	1-0-0	2007	2007
Wake Forest	2-0-0	1940	1941
Washington	0-2-0	1981	1982
Washington State	2-0-0	1963	1964
Wayland	2-1-0	1925	1930
West Texas State	20-7-0	1925	1964
West Virginia	0-1-0	1937	1937
Wichita	1-1-0	1935	1936
Wyoming	2-3-0	1938	1992



YEAR-BY-YEAR RESULTS

2008 ▶ OVERALL: 11-2 ▶ BIG 12: 7-1 ▶ COTTON

A30	Eastern Washington	W	49	24	49,887
S6	at Nevada	W	35	19	24,453
S13	SMU	W	43	7	53,383
S20	Massachusetts	W	56	14	53,190
O4	•at Kansas State	W	58	28	43,614
O11	•Nebraska	(ot) W	37	31	53,449
O18	•at Texas A&M	W	43	25	86,012
O25	•at Kansas (19)	W	63	21	50,125
N1	•Texas (1)	W	39	33	56,333
N8	•Oklahoma State (8)	W	56	20	55,663
N22	•at Oklahoma (5)	L	21	65	85,646
N29	•Baylor	W	35	28	53,470
J2	vs. Mississippi	L	34	47	88,175

Head Coach: Mike Leach

2007 ▶ OVERALL: 9-4 ▶ BIG 12: 4-4 ▶ GATOR

S3	at SMU	W	49	9	26,969
S8	UTEP	W	45	31	52,403
S15	at Rice	W	59	24	21,543
S22	•at Oklahoma State	L	45	49	37,850
S29	Northwestern State	W	75	7	52,893
O6	•Iowa State	W	42	17	46,558
O13	•Texas A&M	W	35	7	55,491
O20	•at Missouri (15)	L	10	41	63,396
O27	•Colorado	L	26	31	49,084
N3	•at Baylor	W	38	7	39,015
N10	•at Texas (15)	L	43	59	86,401
N17	•Oklahoma (3)	W	34	27	55,038
J1	Virginia (20)	W	31	28	60,243

Head Coach: Mike Leach

2006 ▶ OVERALL: 8-5 ▶ BIG 12: 4-4 ▶ INSIGHT

S2	SMU	W	35	3	50,362
S9	at UTEP	(ot) W	38	35	51,827
S16	at TCU (20)	L	3	12	45,647
S23	Southeastern La.	W	62	0	52,913
S30	•at Texas A&M	W	31	27	85,979
O7	•Missouri (25)	L	21	38	49,050
O14	•at Colorado	L	6	30	50,233
O21	•at Iowa State	W	42	26	44,112
O28	•Texas (5)	L	31	35	56,158
N4	•Baylor	W	55	21	51,303
N11	•at Oklahoma (17)	L	24	34	85,313
N18	•Oklahoma State	W	30	24	45,457
D29	Minnesota	(ot) W	44	41	48,391

Head Coach: Mike Leach

2005 ▶ OVERALL: 9-3 ▶ BIG 12: 6-2 ▶ COTTON

S10	Florida International	W	56	3	50,156
S17	Sam Houston State	W	80	21	50,171
S24	Indiana State	W	63	7	44,681
O1	•Kansas	W	30	17	52,601
O8	•at Nebraska	W	34	31	77,580
O15	•Kansas State	W	59	20	50,813
O22	•at Texas (2)	L	17	52	83,919
O29	•at Baylor	W	28	0	43,525
N5	•Texas A&M	W	56	17	55,755
N12	•at Oklahoma State	L	17	24	40,035
N19	•Oklahoma (25)	W	23	21	52,625
J2	Alabama (13)	L	10	13	74,222

Head Coach: Mike Leach

2004 ▶ OVERALL: 8-4 ▶ BIG 12: 5-3 ▶ HOLIDAY

S4	at SMU	W	27	13	34,689
S11	at New Mexico	L	24	27	38,746
S18	TCU	W	70	35	51,271
S25	•at Kansas	W	31	30	37,422
O2	•at Oklahoma (2)	L	13	28	84,580
O9	•Nebraska	W	70	10	52,594
O23	•Texas (5)	L	21	51	55,413
O30	•at Kansas State	W	35	25	48,338
N6	•Baylor	W	42	17	53,121
N13	•at Texas A&M (22)	(ot) L	25	32	82,278
N27	•Oklahoma State (23)	W	31	15	51,717
D30	vs. California (4)	W	45	31	63,711

Head Coach: Mike Leach

2003 ▶ OVERALL: 8-5 ▶ BIG 12: 4-4 ▶ HOUSTON

A30	SMU	W	58	10	44,364
S6	New Mexico	W	42	28	45,844
S20	at N.C. State	L	21	49	53,800
S27	at Mississippi	W	49	45	54,649
O4	•Texas A&M	W	59	28	51,772
O11	•Iowa State	W	52	21	49,627
O18	•at Oklahoma State (23)	L	49	51	48,500
O25	•at Missouri	L	31	62	60,192
N1	•Colorado	W	26	21	52,908
N8	•at Baylor	W	62	14	33,102
N15	•at Texas (6)	L	40	43	83,596
N22	•Oklahoma (1)	L	25	56	53,135
D30	vs. Navy	W	38	14	51,068

Head Coach: Mike Leach

2002 ▶ OVERALL: 9-5 ▶ BIG 12: 5-3 ▶ TANGERINE

A24	at Ohio State (12)	L	21	45	100,037
S7	at SMU	W	24	14	32,000
S14	Mississippi	W	42	28	40,228
S21	N.C. State (16)	(ot) L	48	51	35,864
S27	at New Mexico	W	49	0	35,111
O5	•at A&M (23)	(ot) W	48	47	86,478
O12	•at Iowa State (11)	L	17	31	51,842
O19	•Missouri	W	52	38	42,781
O26	•at Colorado (20)	L	13	37	50,478
N2	•Baylor	W	62	11	43,243
N9	•Oklahoma State	W	49	24	44,595
N16	•Texas (3)	W	42	38	42,047
N23	•at Oklahoma (4)	L	15	60	75,553
D23	vs. Clemson	W	55	15	21,689

Head Coach: Mike Leach

2001 ▶ OVERALL: 7-5 ▶ BIG 12: 4-4 ▶ ALAMO

S8	New Mexico	W	42	30	48,924
S22	vs. North Texas (I)	W	42	14	20,852
S29	•at Texas	L	7	42	83,081
O6	•Kansas	(ot) L	31	34	45,343
O13	•Kansas State	W	38	19	46,536
O20	•at Nebraska	L	31	41	77,838
O27	•at Baylor	W	63	19	39,110
N3	•Texas A&M	W	12	0	52,649
N10	•at Oklahoma State	W	49	30	32,332
N17	•Oklahoma	L	13	30	52,008
N24	Stephen F. Austin	W	58	3	31,114
D29	Iowa	L	16	19	65,000

Head Coach: Mike Leach

2000 ▶ OVERALL: 7-6 ▶ BIG 12: 3-5 ▶ GALLERYFURNITURE

A26	New Mexico	W	24	3	42,238
S2	Utah State	W	38	16	35,913
S9	North Texas	W	13	7	36,925
S16	Louisiana-Lafayette	W	26	0	35,740
S30	•at Texas A&M	L	15	33	83,644
O7	•Baylor	W	28	0	40,209
O14	•Nebraska (1)	L	3	56	48,961
O21	•at Kansas St. (10)	L	23	28	51,140
O28	•at Kansas	W	45	39	26,000
N4	•Texas (20)	L	17	29	53,027
N11	•Oklahoma State	W	58	0	44,710
N18	•at Oklahoma (1)	L	13	28	75,364
D27	vs. East Carolina	L	27	40	33,899

Head Coach: Mike Leach

1999 ▶ OVERALL: 6-5 ▶ BIG 12: 5-3

S6	at Arizona State	L	13	31	65,091
S11	at UL-Lafayette	W	38	17	18,128
S18	North Texas	L	14	21	45,824
O2	•Texas A&M	W	21	19	53,513
O9	•at Oklahoma State	L	21	41	44,125
O16	•Colorado	W	31	10	46,424
O23	•at Baylor	W	35	7	27,815
O30	•at Missouri	L	7	34	52,982
N6	•Iowa State	W	28	16	41,691
N13	•at Texas	L	7	58	83,882
N20	•Oklahoma	W	38	28	42,020

Head Coach: Spike Dykes

1998 ▶ OVERALL: 7-5 ▶ BIG 12: 4-4 ▶ INDEPENDENCE

S5	Texas-El Paso	W	35	3	41,087
S12	at North Texas (I)	W	30	0	21,496
S19	Fresno State	W	34	28	40,035
S26	•at Iowa State	W	31	24	33,810
O3	•Baylor	W	31	29	38,801
O10	•Oklahoma State	W	24	17	47,589
O17	•at Colorado (19)	L	17	19	48,969
O24	•at Texas A&M (8)	L	10	17	62,873
O31	•Missouri (18)	L	26	28	41,378
N14	•Texas (18)	W	42	35	50,647
N21	•at Oklahoma	L	17	20	65,583
D31	vs. Mississippi	L	18	35	46,862

Head Coach: Spike Dykes

1997 ▶ OVERALL: 6-5 ▶ BIG 12: 5-3

A30	at Tennessee (5)	L	17	52	106,285
S13	Southwestern La.	W	59	14	35,953
S20	North Texas	L	27	30	43,620
O4	•at Baylor	W	35	14	35,275
O11	•Kansas	W	17	7	43,012
O18	•at Nebraska (2)	L	0	29	75,764
O25	•Texas A&M (20)	W	16	13	50,513
N1	•Kansas State (13)	L	2	13	38,322
N8	•at Texas	W	24	10	76,110
N15	•at Oklahoma State (24)	W	3	27	39,400
N22	•Oklahoma	L	21	32	40,013

Head Coach: Spike Dykes

1996 ▶ OVERALL: 7-5 ▶ BIG 12: 5-3 ▶ ALAMO

A31	•at Kansas St. (21)	L	14	21	43,143
S7	•Oklahoma St. (I)	W	31	3	30,269
S21	at Georgia	L	12	15	73,116
S28	Utah State	W	58	20	39,778
O5	•Baylor	W	45	24	50,594
O12	•at Kansas	W	30	17	46,500
O19	•Nebraska (5)	L	10	24	51,344
O26	•at Texas A&M	W	13	10	70,147
N9	•Texas	L	32	38	50,607
N16	Southwestern La.	W	56	21	34,261
N23	•at Oklahoma	W	22	12	61,217
D29	Iowa (21)	L	0	27	55,677

Head Coach: Spike Dykes

1995 ▶ OVERALL: 9-3 ▶ SWC: 5-2 ▶ ALAMO

S9	at Penn State (4)	L	23	24	96,034
S16	Missouri	W	41	14	36,242
S30	•at Baylor	L	7	9	40,882
O7	•Texas A&M (8)	W	14	7	51,205
O14	Arkansas State	W	63	25	37,521
O21	•Rice	W	31	26	33,591
O28	at New Mexico	W	34	7	25,088
N4	•at Texas (13)	L	7	48	77,809
N11	•TCU	W	27	6	37,529
N18	•at SMU	W	45	14	11,738
N25	•at Houston	W	38	26	15,220
D27	Air Force	W	55	41	41,004

Head Coach: Spike Dykes

1994 ▶ OVERALL: 6-6 ▶ SWC: 5-2 ▶ COTTON

S3	New Mexico	W	37	31	27,234
S8	Nebraska (1)	L	16	42	32,768
S17	at Oklahoma (21)	L	11	17	62,323
S24	•SMU	W	35	7	29,521
O1	•at Texas A&M (10)	L	17	23	64,242
O8	•at Rice	L	21	24	16,900
O22	•Baylor	W	38	7	29,443
O29	•Texas (19)	W	33	9	45,591
N12	Southwestern La.	W	39	7	27,636
N19	•Houston (SA)	W	34	0	20,286
N25	•TCU	L	21	24	43,219
J2	USC (21)	L	14	55	70,218

Head Coach: Spike Dykes

1993 ▶ OVERALL: 6-6 ▶ SWC: 5-2 ▶ JOHN HANCOCK

S4	Pacific	W	55	7	29,164
S11	at Nebraska (9)	L	27	50	75,771
S18	at Georgia	L	37	52	74,511
S25	•at Baylor	L	26	28	32,690
02	•Texas A&M (14)	L	6	31	50,748
09	North Carolina St.	L	34	36	26,943
016	•Rice	W	45	16	27,812
030	•at Texas	W	31	22	63,132
N6	•TCU	W	49	21	31,922
N13	•at SMU	W	41	24	15,714
N20	•Houston (SA)	W	58	7	28,652
D24	Oklahoma (19)	L	10	41	43,848

Head Coach: Spike Dykes

1992 ▶ OVERALL: 5-6 ▶ SWC: 4-3

S3	Oklahoma (15)	L	9	34	48,691
S12	Wyoming	W	49	32	34,940
S19	at Oregon	L	13	16	28,361
S26	•Baylor	W	36	17	42,094
03	•at Texas A&M (5)	L	17	19	69,817
010	at NC State (25)	L	13	48	41,800
024	•SMU	W	39	25	34,056
031	•Texas (25)	L	33	44	50,741
N7	•at Rice	L	3	34	19,800
N14	•at TCU	W	31	28	26,386
N21	•Houston	W	44	35	27,887

Head Coach: Spike Dykes

1991 ▶ OVERALL: 6-5 ▶ SWC: 5-3

S7	Cal State Fullerton	W	41	7	36,228
S14	Oregon	L	13	28	36,308
S21	at Wyoming	L	17	22	18,183
S28	•TCU	L	16	30	40,276
05	•Texas A&M (23)	L	14	37	50,577
012	•at SMU	W	38	14	22,412
026	•Rice	W	40	20	32,144
N2	•at Texas	L	15	23	74,873
N9	•Arkansas	W	38	21	31,895
N16	•at Baylor (20)	W	31	24	36,163
N30	•at Houston	W	52	46	18,114

Head Coach: Spike Dykes

1990 ▶ OVERALL: 4-7 ▶ SWC: 3-5

S8	at Ohio State (18)	L	10	17	88,707
S13	•Houston (18)	L	35	51	36,794
S22	at New Mexico	W	34	32	15,530
S29	•Baylor	L	15	21	48,926
06	•at Texas A&M (19)	L	24	28	68,593
013	•at Arkansas	W	47	44	50,114
020	•at Rice	L	21	42	15,200
027	Miami, Fla. (8)	L	10	45	50,028
N3	•Texas (14)	L	22	41	50,276
N10	•at TCU	W	40	28	28,730
N17	•SMU	W	62	7	31,355

Head Coach: Spike Dykes

1989 ▶ OVERALL: 9-3 ▶ SWC: 5-3 ▶ ALL-AMERICAN

S9	Arizona (20)	W	24	14	35,940
S16	New Mexico	W	27	20	27,535
S23	at Oklahoma State	W	31	15	40,200
S30	•at Baylor	L	15	29	38,785
07	•Texas A&M (19)	W	27	24	50,743
014	•Arkansas (7)	L	13	45	47,520
021	•Rice	W	41	25	26,902
N4	•at Texas (22)	W	24	17	81,826
N11	•TCU	W	37	7	39,255
N18	•at SMU	W	48	24	21,865
N25	•at Houston (13)	L	24	40	30,097
D28	Duke (20)	W	49	21	47,750

Head Coach: Spike Dykes

1988 ▶ OVERALL: 5-6 ▶ SWC: 4-3

S3	North Texas	L	24	29	26,424
S10	at Arizona	L	19	35	46,334
S24	•Baylor	W	36	6	45,385
01	•at Texas A&M	L	15	50	63,822
08	•at Arkansas (20)	L	10	31	49,818
015	•at Rice	W	38	36	10,500

O29	•Texas	W	33	32	49,682
N5	•at TCU	W	23	10	29,362
N12	Lamar	W	59	28	30,319
N19	•Houston (17)	L	29	30	27,204
D4	Oklahoma St. (12)	L	42	45	56,000

Head Coach: Spike Dykes

1987 ▶ OVERALL: 6-4-1 ▶ SWC: 3-3-1

S5	at Florida State (8)	L	16	40	52,893
S12	Colorado State	W	33	24	28,786
S19	Lamar	W	43	14	27,795
S26	•at Baylor	L	22	36	34,816
03	•Texas A&M (15)	W	27	21	42,625
010	•Arkansas (20)	L	0	31	40,586
017	•Rice	W	59	7	25,314
024	Tulsa	W	42	7	24,341
031	•at Texas	L	27	41	74,984
N7	•TCU	W	36	35	28,516
N21	•at Houston	T	10	10	19,295

Head Coach: Spike Dykes

1986 ▶ OVERALL: 7-5 ▶ SWC: 5-3 ▶ INDEPENDENCE

S6	Kansas State	W	41	7	37,842
S13	at Miami, Fla. (2)	L	11	61	41,925
N20	New Mexico	W	14	7	36,520
S27	•Baylor (17)	L	14	45	41,046
04	•at Texas A&M (14)	L	8	45	62,876
011	•at Arkansas (8)	W	17	7	49,012
018	•at Rice	W	49	21	18,000
N1	•Texas	W	23	21	44,820
N8	•at TCU	W	36	14	25,729
N15	•SMU	L	7	13	35,887
N22	•Houston	W	34	7	30,196
D20	Mississippi	L	17	20	46,369

Head Coach: David McWilliams (Dykes in bowl)

1985 ▶ OVERALL: 4-7 ▶ SWC: 1-7

S7	New Mexico	W	32	31	35,118
S14	at Tulsa	W	21	17	29,972
S21	North Texas State	W	28	7	33,494
S28	•at Baylor	L	0	31	36,500
05	•Texas A&M	L	27	28	50,148
012	•Arkansas (6)	L	7	30	38,464
019	•Rice	L	27	29	28,194
N2	•at Texas	L	21	34	65,137
N9	•TCU	W	63	7	33,536
N16	•at SMU	L	7	9	29,476
N23	•at Houston	L	16	17	14,280

Head Coach: Jerry Moore

1984 ▶ OVERALL: 4-7 ▶ SWC: 2-6

S15	UT-Arlington	W	44	7	35,121
S22	at New Mexico	L	24	29	24,529
S29	•Baylor	L	9	18	41,328
06	•at Texas A&M	W	30	12	51,365
013	•at Arkansas	L	0	24	54,986
020	•at Rice	W	30	10	13,105
027	Tulsa	W	20	17	34,624
N3	•Texas (2)	L	10	13	50,722
N10	•at TCU (15)	L	16	27	34,075
N17	•SMU (16)	L	0	31	31,864
N24	•Houston	L	17	24	27,373

Head Coach: Jerry Moore

1983 ▶ OVERALL: 3-7-1 ▶ SWC: 3-4-1

S10	at Air Force	L	13	28	26,800
S24	•at Baylor	W	26	11	38,000
01	•Texas A&M	W	3	0	52,109
08	New Mexico	L	10	30	36,543
015	•Rice	W	14	3	43,611
022	Tulsa	L	20	59	34,006
029	•at Texas (2)	L	3	20	75,225
N5	•TCU	T	10	10	37,507
N12	•at SMU (7)	L	7	33	30,050
N19	•at Houston	L	41	43	23,153
N26	•Arkansas	L	13	16	32,978

Head Coach: Jerry Moore

1982 ▶ OVERALL: 4-7 ▶ SWC: 3-5

S11	at New Mexico	L	0	14	22,720
S18	Air Force	W	31	30	38,964
S25	•Baylor	L	23	24	46,069
02	•at Texas A&M	W	24	15	59,416
09	•at Arkansas (9)	L	3	21	44,024
016	•at Rice	W	23	21	25,000
023	at Washington (1)	L	3	10	57,500
030	•Texas	L	0	27	52,041
N6	•at TCU	W	16	14	22,104
N13	•SMU (2)	L	27	34	45,954
N20	•Houston	L	7	24	33,548

Head Coach: Jerry Moore

1981 ▶ OVERALL: 1-9-1 ▶ SWC: 0-7-1

S12	at Colorado	L	27	45	34,884
S19	New Mexico	W	28	21	42,321
S26	•at Baylor	L	15	28	40,000
03	•Texas A&M	L	23	24	50,081
010	•Arkansas	L	14	26	41,866
017	•Rice	L	23	30	40,073
024	Washington	L	7	14	36,335
031	•at Texas (6)	L	9	26	56,439
N7	•TCU	T	39	39	37,714
N14	•at SMU (8)	L	6	30	24,410
N21	•at Houston	L	7	15	25,169

Head Coach: Jerry Moore

1980 ▶ OVERALL: 5-6 ▶ SWC: 3-5

S6	UT-El Paso	W	35	7	37,122
S13	North Carolina (15)	L	3	9	37,797
S20	New Mexico	W	28	17	38,873
S27	•Baylor	L	3	11	48,539
04	•at Texas A&M	L	21	41	65,490
018	•at Rice	W	10	3	10,000
N1	•Texas (12)	W	24	20	50,132
N8	•at TCU	L	17	24	18,752
N15	•SMU (18)	W	14	0	42,197
N22	•Houston	L	7	34	36,386
N29	•at Arkansas	L	16	22	50,926

Head Coach: Rex Dockery

1979 ▶ OVERALL: 3-6-2 ▶ SWC: 2-5-1

S8	Southern Calif. (1)	L	7	21	52,991
S15	New Mexico	W	17	7	42,109
S22	at Arizona	T	14	14	40,476
S29	•at Baylor	L	17	27	35,800
06	•Texas A&M	W	21	20	52,468
013	•Arkansas	L	6	20	47,109
020	•Rice	W	30	7	41,732
N3	•at Texas (8)	L	6	14	77,809
N10	•TCU	T	3	3	40,091
N17	•at SMU	L	10	35	42,226
N24	•at Houston (9)	L	10	14	25,637

Head Coach: Rex Dockery

1978 ▶ OVERALL: 7-4 ▶ SWC: 5-3

S9	at Southern Cal (9)	L	9	17	50,321
S23	Arizona	W	41	26	41,732
S30	•Texas (6)	L	7	24	54,012
07	•at Texas A&M (7)	L	9	38	56,121
014	at New Mexico	W	36	23	23,167
021	•at Rice	W	42	28	20,000
N4	•Baylor	W	27	9	48,895
N11	•at TCU	W	27	17	17,228
N18	•SMU	W	19	16	45,101
N25	•Houston (5)	W	22	21	36,691
D2	•at Arkansas (8)	L	7	49	43,301

Head Coach: Rex Dockery

1977 ▶ OVERALL: 7-5 ▶ SWC: 4-4 ▶ TANGERINE

S10	•at Baylor	W	17	7	45,800
S17	New Mexico	W	49	14	45,108
S24	•Texas A&M (6)	L	17	33	55,008
01	at North Carolina	W	10	7	48,000
08	at Arizona	W	32	26	41,500
015	•Rice	W	42	7	42,689
029	•at Texas (1)	L	0	26	78,809
N5	•TCU	W	49	17	42,124

HISTORY AND TRADITION

N12	•at SMU	W	45	7	21,689
N19	•at Houston	L	7	45	43,989
N26	•Arkansas (6)	L	14	17	32,856
D23	Florida State (19)	L	17	40	44,502

Head Coach: Steve Sloan

1976 ▶ OVERALL: 10-2 ▶ SWC: 7-1 ▶ BLUEBONNET

S11	Colorado	W	24	7	44,132
S25	at New Mexico	W	20	16	28,501
S29	•at Texas A&M (17)	W	27	16	52,651
O16	•at Rice	W	37	13	23,500
O23	Arizona	W	52	27	44,890
O30	•Texas (15)	W	31	28	54,187
N6	•at TCU	W	14	10	20,986
N13	•SMU	W	34	7	34,780
N20	•Houston (9)	L	19	27	45,102
N27	•at Arkansas	W	30	7	41,000
D4	•Baylor (18)	W	24	21	37,105
D31	Nebraska (9)	L	24	27	48,618

Head Coach: Steve Sloan

1975 ▶ OVERALL: 6-5 ▶ SWC: 4-3

S13	Florida State	W	31	20	35,268
S20	New Mexico	W	24	17	39,160
S27	•at Texas (6)	L	18	42	77,809
O4	at Oklahoma St. (15)	L	16	17	43,500
O11	•Texas A&M (6)	L	9	38	52,254
O18	at Arizona (13)	L	28	32	39,854
O25	•SMU	W	37	20	36,020
N1	•Rice	W	28	24	38,205
N8	•at TCU	W	34	0	18,200
N15	•Baylor	W	33	10	36,594
N22	•at Arkansas (19)	L	14	31	36,600

Head Coach: Steve Sloan

1974 ▶ OVERALL: 6-4-2 ▶ SWC: 3-4 ▶ PEACH

S14	Iowa State	W	24	3	38,442
S21	at New Mexico	T	21	21	17,719
S28	•Texas (6)	W	26	3	51,082
O5	Oklahoma State	W	14	13	42,158
O12	•at Texas A&M (16)	L	7	28	50,620
O19	Arizona (9)	W	17	8	40,231
O26	•at SMU	W	20	17	32,505
N2	•at Rice	L	7	21	19,500
N9	•TCU	W	28	0	40,189
N16	•at Baylor	L	10	17	32,000
N23	•Arkansas	L	13	21	38,327
D28	Vanderbilt	T	6	6	31,695

Head Coach: Jim Carlen

1973 ▶ OVERALL: 11-1 ▶ SWC: 6-1 ▶ GATOR

S15	Utah	W	29	22	38,554
S22	New Mexico	W	41	7	30,218
S29	•at Texas (14)	L	12	28	77,809
O6	at Oklahoma State	W	20	7	41,000
O13	•Texas A&M	W	28	16	50,102
O20	at Arizona (19)	W	31	17	40,172
O27	•SMU	W	31	14	45,098
N3	•Rice	W	19	6	37,400
N10	•at TCU	W	24	10	25,029
N17	•Baylor	W	55	24	35,102
N24	•at Arkansas	W	24	17	42,061
D29	Tennessee (20)	W	28	19	62,109

Head Coach: Jim Carlen

1972 ▶ OVERALL: 8-4 ▶ SWC: 4-3 ▶ SUN

S16	Utah	W	45	2	38,180
S23	at New Mexico	W	41	16	24,860
S30	•Texas (12)	L	20	25	52,187
O7	Tulsa	W	35	18	34,175
O14	•at Texas A&M	W	17	14	34,200
O21	Arizona	W	35	10	33,320
O28	•at SMU (18)	W	17	3	35,953
N4	•at Rice	W	10	6	20,000
N11	•TCU	L	7	31	40,120
N18	•at Baylor	W	13	7	18,000
N25	•Arkansas	L	14	24	35,275
D30	North Carolina (16)	L	28	32	27,877

Head Coach: Jim Carlen

1971 ▶ OVERALL: 4-7 ▶ SWC: 2-5

S11	at Tulane	L	9	15	21,738
S18	New Mexico	L	10	13	37,200
S25	•at Texas (3)	L	0	28	76,639
O2	at Arizona	W	13	6	31,000
O9	•Texas A&M	W	28	7	44,380
O16	Boston College	W	14	6	32,480
O23	•at SMU	L	17	18	26,681
O30	•Rice	L	7	9	38,340
N6	•at TCU	L	6	17	22,138
N13	•Baylor	W	27	0	32,169
N20	•at Arkansas (17)	L	0	15	43,000

Head Coach: Jim Carlen

1970 ▶ OVERALL: 8-4 ▶ SWC: 5-2 ▶ SUN

S12	Tulane	W	21	14	43,250
S19	at Kansas	W	23	0	38,700
S26	•Texas (2)	L	13	35	53,124
O3	UC Santa Barbara	W	63	21	34,000
O10	•at Texas A&M	W	21	7	43,075
O17	at Mississippi State	L	16	20	20,000
O24	•SMU	W	14	10	46,258
O31	•at Rice	W	3	0	25,000
N7	•TCU	W	22	14	40,100
N14	•at Baylor	W	7	3	19,000
N21	•Arkansas (6)	L	10	24	50,125
D19	Georgia Tech (13)	L	9	17	26,188

Head Coach: Jim Carlen

1969 ▶ OVERALL: 5-5 ▶ SWC: 4-3

S20	Kansas	W	38	22	42,250
S27	•at Texas (4)	L	7	49	65,200
O4	at Oklahoma State	L	10	17	28,500
O11	•Texas A&M	W	13	9	49,000
O18	Mississippi State	L	26	30	34,000
O25	•at SMU	W	27	24	27,465
N1	•Rice	W	24	14	38,500
N8	•at TCU	L	26	35	25,278
N15	•Baylor	W	41	7	32,000
N27	•at Arkansas (2)	L	0	33	45,000

Head Coach: JT King

1968 ▶ OVERALL: 5-3-2 ▶ SWC: 4-3

S21	Cincinnati	T	10	10	35,200
S28	•Texas (6)	W	31	22	50,167
O5	Colorado State	W	43	13	38,000
O12	•at Texas A&M	W	21	16	45,000
O19	at Mississippi State	T	28	28	20,000
O26	•SMU	L	18	39	50,352
N2	•at Rice	W	38	15	20,000
N9	•TCU	W	31	14	40,140
N16	•at Baylor	L	28	42	20,000
N23	•Arkansas (9)	L	7	42	48,165

Head Coach: JT King

1967 ▶ OVERALL: 6-4 ▶ SWC: 5-2

S23	Iowa State	W	52	0	38,250
S30	•at Texas (8)	W	19	13	66,000
O7	Mississippi State	L	3	7	39,000
O12	•Texas A&M	L	24	28	48,240
O21	at Florida State	L	12	28	33,179
O28	•at SMU	W	21	7	34,000
N4	•Rice	W	24	10	45,150
N11	•at TCU	L	0	16	23,428
N18	•Baylor	W	31	29	34,000
N25	•at Arkansas	W	31	27	40,000

Head Coach: JT King

1966 ▶ OVERALL: 4-6-0 ▶ SWC: 2-5

S17	at Kansas	W	23	7	28,165
S24	•Texas	L	21	31	48,155
O1	•at Texas A&M	L	14	35	23,500
O8	•at TCU	L	3	6	25,064
O15	Florida State	L	33	42	28,307
O22	•SMU	L	7	24	40,354
O29	•at Rice	W	35	19	21,000
N5	Oklahoma State	W	10	7	28,175
N12	•Baylor	L	14	29	28,965
N19	•Arkansas (6)	W	21	16	34,565

Head Coach: JT King

1965 ▶ OVERALL: 8-3 ▶ SWC: 5-2 ▶ GATOR

S18	Kansas	W	26	7	35,300
S25	•at Texas (3)	L	7	33	65,350
O2	•Texas A&M	W	20	16	43,000
O9	•TCU	W	28	24	35,000
O16	Oklahoma State	W	17	14	29,825
O23	•at SMU	W	26	24	40,000
O30	•Rice	W	27	0	43,555
N6	New Mexico State	W	48	9	28,753
N13	•Baylor	W	34	22	45,619
N20	•at Arkansas (2)	L	24	42	42,000
D31	Georgia Tech	L	21	31	60,127

Head Coach: JT King

1964 ▶ OVERALL: 6-4-1 ▶ SWC: 3-3-1 ▶ SUN

S19	Mississippi State	W	27	7	38,000
S26	•Texas (4)	L	0	23	47,100
O3	•at Texas A&M	W	16	12	25,000
O10	•at TCU	W	25	10	23,902
O17	•at Baylor	L	10	28	22,000
O24	•SMU	W	12	0	36,000
O31	•at Rice	T	6	6	n/a
N7	West Texas State	W	48	0	34,500
N14	Washington State	W	28	10	25,500
N21	•Arkansas (3)	L	0	17	45,000
D24	Georgia	L	0	7	23,292

Head Coach: JT King

1963 ▶ OVERALL: 5-5 ▶ SWC: 2-5

S21	Washington State	W	16	7	31,500
S28	•at Texas (4)	L	7	49	54,000
O5	•Texas A&M	W	10	0	38,000
O12	•TCU	L	3	35	31,500
O19	•Baylor	L	17	21	32,000
O26	•at SMU	W	13	6	19,000
N2	•Rice	L	3	17	36,500
N9	Kansas State	W	51	13	24,500
N16	at Texas Western	W	7	3	18,400
N23	•at Arkansas	L	20	27	25,000

Head Coach: JT King

1962 ▶ OVERALL: 1-9 ▶ SWC: 0-7

S22	West Texas State	L	27	30	41,000
S29	•Texas (3)	L	0	34	42,000
O6	•at Texas A&M	L	3	7	n/a
O13	•at TCU	L	13	35	22,000
O20	•at Baylor	L	6	28	16,000
O27	•SMU	L	0	14	32,000
N3	•at Rice	L	0	14	n/a
N10	at Boston College	L	13	42	11,200
N17	Colorado	W	21	12	10,000
N24	•Arkansas (7)	L	0	34	16,000

Head Coach: JT King

1961 ▶ OVERALL: 4-6 ▶ SWC: 2-5

S23	at Mississippi State	L	0	6	33,000
S30	•at Texas (6)	L	14	42	43,500
O7	•Texas A&M	L	7	38	38,500
O14	•TCU (21)	W	10	0	25,500
O21	•Baylor (23)	W	19	17	32,500
O28	•at SMU	L	7	8	17,000
N4	•Rice	L	7	42	34,000
N11	Boston College	W	14	6	20,000
N25	•at Arkansas (9)	L	0	28	41,000
D2	West Texas State	W	16	14	25,000

Head Coach: JT King

1960 ▶ OVERALL: 3-6-1 ▶ SWC: 1-5-1

S17	West Texas State	W	38	14	30,000
S24	•at Texas A&M	T	14	14	13,000
O1	•at Texas (13)	L	0	17	52,000
O8	•at TCU	L	7	21	25,000
O15	•Baylor (7)	L	7	14	29,000
O22	•SMU	W	28	7	32,000
O29	•at Rice (13)	L	6	30	26,000
N5	Tulane	W	35	21	15,000
N12	Wyoming	L	7	10	20,000
N19	•Arkansas (7)	L	6	34	30,000

Head Coach: DeWitt Weaver

1959 ▶ OVERALL: 4-6

S19	at Texas A&M	W	20	14	25,000
S26	Oregon State	W	15	14	20,000
03	Tulsa	W	8	7	12,000
010	TCU	L	8	14	23,000
017	at Baylor	L	7	14	n/a
024	at SMU	L	13	21	30,000
030	at Tulane	L	7	17	n/a
N7	at Arizona	L	26	30	14,500
N14	Houston	W	27	0	20,000
N21	at Arkansas (13)	L	8	27	35,000

Head Coach: DeWitt Weaver

1958 ▶ OVERALL: 3-7

S20	at Texas A&M (20)	W	15	14	28,000
S27	West Texas State	W	32	7	23,100
04	at Texas (17)	L	7	12	33,000
011	at TCU	L	0	26	23,000
018	Baylor	L	7	26	n/a
031	at Tulane	L	0	27	27,000
N8	Arizona	W	33	6	13,000
N15	at Tulsa	L	7	9	12,278
N22	Arkansas	L	8	14	22,500
N29	at Houston	L	17	22	30,000

Head Coach: DeWitt Weaver

1957 ▶ OVERALL: 2-8

S21	West Texas State	L	0	19	22,000
S28	Texas A&M (2)	L	0	21	27,000
05	at Louisiana State	L	14	19	16,000
012	at Texas Western	L	14	26	11,000
019	Baylor	L	12	15	23,000
026	at Arizona	W	28	6	13,000
N2	at Oklahoma State	L	0	13	25,000
N9	Tulsa	L	0	3	18,500
N16	Hardin-Simmons	W	26	21	13,000
N23	at Arkansas	L	26	47	19,000

Head Coach: DeWitt Weaver

1956 ▶ OVERALL: 2-7-1

S22	Texas Western	L	13	17	17,000
S29	at Baylor	L	0	27	15,000
06	at Texas A&M (11)	L	7	40	32,500
013	West Texas State	L	14	34	20,500
027	at Arizona	W	21	7	22,000
N3	Oklahoma A&M	T	13	13	17,000
N10	TCU (17)	W	21	7	22,000
N17	at Tulsa	L	7	10	12,152
N24	Houston	L	7	20	15,500
D1	at Hardin-Simmons	L	14	41	5,000

Head Coach: DeWitt Weaver

1955 ▶ OVERALL: 7-3-1

S17	at Texas	W	20	14	47,000
S24	TCU	L	0	32	28,000
01	at Oklahoma A&M	W	24	6	16,000
08	at Texas Western	T	27	27	14,000
022	at Houston	L	0	7	28,000
029	West Texas State	W	27	24	16,000
N5	Arizona	W	27	7	17,000
N12	at Tulsa	W	34	7	14,322
N19	College of Pacific	W	13	7	16,500
N26	Hardin-Simmons	W	16	14	13,000
J2	at Wyoming	L	14	21	14,500

Head Coach: DeWitt Weaver

1954 ▶ OVERALL: 7-2-1

S18	at Texas A&M	W	41	9	16,500
S25	West Texas State	W	33	7	14,000
02	Oklahoma A&M	T	13	13	24,500
09	Texas Western	W	55	28	15,000
016	at Louisiana State	L	13	20	25,000
023	at College of Pacific	L	7	20	14,171
N6	at Arizona	W	28	14	23,000
N13	Tulsa	W	55	13	18,000
N20	Houston	W	61	14	14,000
N27	at Hardin-Simmons	W	61	19	7,500

Head Coach: DeWitt Weaver

1953 ▶ OVERALL: 11-1 ▶ GATOR

S19	West Texas State	W	40	14	14,500
S26	at Texas Western	W	27	6	7,000
03	at Oklahoma A&M	W	27	13	10,000
010	Texas A&M	L	14	27	26,114
017	College of Pacific	W	34	7	12,000
024	New Mexico A&M	W	71	0	6,000
031	at Mississippi State (18)	W	27	20	16,000
N7	Arizona	W	52	27	16,500
N14	at Tulsa	W	49	7	12,000
N21	at Houston	W	41	21	20,000
N28	Hardin-Simmons	W	46	12	15,000
J1	Auburn (17)	W	35	13	28,641

Head Coach: DeWitt Weaver

1952 ▶ OVERALL: 3-7-1

S20	West Texas St.	W	48	7	n/a
S27	at Rice	L	7	34	37,000
04	at College/Pacific	L	21	42	15,700
011	Texas Western	L	14	20	n/a
018	Baylor	L	10	21	n/a
N1	Houston	L	7	20	20,000
n/a	at North Texas St.	L	19	34	n/a
n/a	at Hardin-Simmons	T	14	14	9,500
n/a	at Arizona	W	19	14	n/a
n/a	Tulsa (11)	L	20	26	n/a
n/a	North Carolina St.	W	54	7	11,000

Head Coach: DeWitt Weaver

1951 ▶ OVERALL: 7-4 ▶ SUN

S22	West Texas State	W	46	7	16,000
S29	at Texas A&M (6)	L	7	20	27,000
06	at Houston	L	0	6	24,000
013	TCU	W	33	19	19,000
020	at Baylor (10)	L	20	40	22,000
027	Arizona	W	41	0	16,000
N3	at Texas Western	W	27	7	8,500
n/a	at Tulsa	L	14	21	n/a
n/a	at New Mexico	W	60	14	n/a
n/a	Hardin-Simmons	W	28	21	n/a
J1	Pacific	W	25	14	17,000

Head Coach: DeWitt Weaver

1950 ▶ OVERALL: 3-8

S23	Texas (5)	L	14	28	19,500
S30	Texas A&M (SA)	L	13	34	24,000
07	West Texas State	L	13	28	17,000
014	at TCU	L	6	19	12,000
021	at Baylor	L	12	26	12,000
028	Texas Western	W	61	7	13,000
N4	at Rice	L	7	13	20,000
N11	Tulsa	L	7	39	18,000
N18	at Arizona	W	39	7	15,500
N25	New Mexico	W	37	12	7,000
D2	Hardin-Simmons	L	13	28	9,000

Head Coach: Dell Morgan

1949 ▶ OVERALL: 7-5 ▶ RAISIN

S10	Abilene Christian	W	20	0	10,500
S17	at Texas	L	0	43	28,000
S24	at Texas A&M	L	7	26	19,740
01	West Texas State	W	35	19	16,800
08	Tulsa	W	15	0	15,000
015	Baylor (20)	L	7	28	18,000
022	Arizona	W	27	7	9,000
029	at Rice (5)	L	0	28	18,000
N5	at Texas Western	W	13	0	13,000
N19	at New Mexico	W	27	0	10,000
N26	Hardin-Simmons	W	23	13	15,500
D31	San Jose	L	13	20	10,000

Head Coach: Dell Morgan

1948 ▶ OVERALL: 7-3

S18	West Texas St.	W	19	0	16,000
S25	Texas A&M (SA)	W	20	14	20,860
02	at SMU	L	6	41	23,000
09	at Tulsa	W	41	20	11,226
016	at Baylor (19)	L	0	13	20,000
023	at Arizona	W	31	0	17,000

030	Rice	L	7	14	19,000
N6	Texas Western	W	46	6	14,000
N20	New Mexico	W	14	7	11,500
N27	at Hardin-Simm.	W	28	20	11,000

Head Coach: Dell Morgan

1947 ▶ OVERALL: 6-5 ▶ SUN

S20	at Texas	L	0	33	30,000
S27	Texas A&M (SA)	L	7	29	20,000
04	West Texas State	W	21	13	11,000
011	Tulsa	W	14	7	13,000
018	Baylor	L	6	32	14,000
025	at Denver	W	36	7	17,947
N1	at Rice	L	7	40	16,000
N8	Arizona	W	41	28	11,000
N22	at New Mexico	W	26	20	11,000
N29	Hardin-Simmons	W	14	6	20,000
J1	Miami, Ohio	L	12	13	18,000

Head Coach: Dell Morgan

1946 ▶ OVERALL: 8-3

S21	West Texas State	W	26	14	10,000
S28	Texas A&M (SA)	W	6	0	23,000
05	at SMU	W	7	0	3,000
012	at Tulsa	L	6	21	15,000
019	Baylor	W	13	6	13,000
026	Denver	W	21	6	11,000
N2	at Rice (8)	L	6	41	25,000
N9	at New Mexico	W	27	0	8,000
N16	Oklahoma A&M	W	14	7	13,000
N23	at Arizona	W	16	0	8,000
N30	at Hardin-Simmons	L	6	21	13,000

Head Coach: Dell Morgan

1945 ▶ OVERALL: 3-5-2

S22	Southwestern	W	7	0	n/a
S29	Texas A&M (SA)	L	6	16	22,831
06	at Texas	L	0	33	n/a
013	Tulsa (16)	L	7	18	9,000
020	Baylor	T	7	7	9,000
027	West Texas St.	W	12	6	6,000
N3	at Rice	L	0	13	17,000
N10	TCU	W	12	0	10,000
N17	at Ok. A&M (8)	L	6	46	n/a
N24	at New Mexico	T	6	6	n/a

Head Coach: Dell Morgan

1944 ▶ OVERALL: 4-7

S23	Lubbock AAF	L	13	27	n/a
S30	Texas A&M (SA)	L	14	27	n/a
07	Oklahoma A&M	L	7	14	n/a
014	at Tulsa (13)	L	7	34	8,500
021	Southwestern	L	19	21	n/a
027	at West Texas St.	W	35	6	n/a
N4	at Rice	W	13	7	10,000
N11	at TCU	L	0	14	n/a
N18	New Mexico	W	13	7	1,500
N25	SMU	L	6	7	5,000
D2	at S. Plains AAF	W	7	6	n/a

Head Coach: Dell Morgan

1943 ▶ OVERALL: 4-6-0

S18	Lubbock AAF	W	26	14	8,000
S24	at Oklahoma A&M	L	13	21	7,000
02	at Texas A&M	L	0	13	25,000
09	at Tulsa	L	7	34	13,000
016	South Plains AAF	W	14	12	6,000
023	Lubbock AAF	L	7	10	n/a
030	at Rice	L	0	13	5,000
N6	at TCU	W	40	20	3,000
N13	North Texas Ag	L	14	34	3,600
N20	at SMU	L	7	6	3,000

Head Coach: Dell Morgan

1942 ▶ OVERALL: 4-5-1

S26	West Texas State	W	39	0	6,000
03	at Texas A&M	L	0	19	10,000
010	Oklahoma A&M	L	6	9	6,000
017	Baylor	L	7	14	8,000

024	at New Mexico	W	20	0	n/a
031	at Rice	L	7	19	10,000
N7	TCU	W	13	6	10,000
N14	at Creighton	L	6	13	n/a
N21	Hardin-Simmons	T	0	0	7,000
N26	at Arizona	W	13	7	8,000

Head Coach: Dell Morgan

1941 ▶ OVERALL: 9-2 ▶ SUN

S21	Abilene Christian	W	34	0	7,000
03	at Oklahoma A&M	W	16	6	n/a
010	at Loyola of Coast	W	14	0	na/
018	Centenary	W	25	0	7,000
024	New Mexico	W	36	0	7,000
031	at Miami	L	0	6	25,000
N8	Creighton	W	13	6	6,000
N15	St. Louis	W	46	6	n/a
N21	Hardin-Simmons	W	7	0	16,000
N29	at Wake Forest	W	35	6	5,000
J1	Tulsa	L	0	6	14,000

Head Coach: Dell Morgan

1940 ▶ OVERALL: 9-1-1

S27	at Oklahoma A&M	T	6	6	9,000
05	Loyola of Coast	W	19	0	9,000
012	at Montana	W	32	19	n/a
018	Brigham Young	W	21	20	7,000
026	at Marquette	W	20	13	9,000
N1	Miami	W	61	14	9,000
N11	Centenary	W	26	6	8,000
N16	Wake Forest	W	12	7	10,000
N21	at Saint Louis	W	7	6	9,272
N30	at New Mexico	L	14	19	600
D7	at San Francisco	W	23	21	7,000

Head Coach: Pete Cawthon

1939 ▶ OVERALL: 5-5-1

S23	at Texas Mines	L	2	7	n/a
S30	Texas Wesleyan	W	30	0	n/a
n/a	Gonzaga	L	0	6	n/a
n/a	Arizona State	W	54	0	n/a
n/a	New Mexico	W	19	7	n/a
022	at Duquesne	L	0	13	n/a
029	at Miami	L	0	19	n/a
n/a	at Centenary	T	0	0	n/a
n/a	Marquette	L	19	22	8,000
n/a	Montana State	W	13	0	n/a
n/a	at Loyola/South	W	13	0	n/a

Head Coach: Pete Cawthon

1938 ▶ OVERALL: 10-1 ▶ COTTON

S17	Montana State	W	35	0	7,500
S24	Wyoming	W	39	0	n/a
S30	at Duquesne	W	7	6	12,000
08	at Oklahoma City	W	60	0	7,000
015	at Montana	W	19	13	8,000
022	at Tex. Mines (O)	W	14	7	7,000
N5	Loyola of the South	W	55	0	8,000
N11	Gonzaga	W	7	0	10,000
N19	New Mexico	W	17	7	6,500
N26	Marquette	W	21	2	12,000
J2	St. Mary's (Calif.)	L	13	20	n/a

Head Coach: Pete Cawthon

1937 ▶ OVERALL: 8-4 ▶ SUN

S18	Arizona State	W	6	0	4,200
S25	at Texas	L	12	25	10,000
02	Montana	L	6	13	8,000
09	at Detroit	L	0	34	11,000
016	Arizona	W	20	0	4,500
023	New Mexico	W	27	0	7,500
030	at Oklahoma A&M	W	14	6	n/a
N5	at Loyola/South	W	25	6	5,000
N11	Duquesne	W	13	0	12,000
N20	at Centenary	W	7	2	n/a
N25	Creighton	W	27	0	7,000
J1	West Virginia	L	6	7	12,000

Head Coach: Pete Cawthon

1936 ▶ OVERALL: 5-4-1

S19	at Texas Wesleyan	W	26	7	4,500
S26	TCU	W	7	0	12,000
03	Oklahoma City	W	34	6	7,000
09	Wichita	L	0	6	n/a
024	Centenary	W	12	6	8,000
N6	Oklahoma A&M	W	12	0	n/a
N12	at Loyola of Coast	L	7	26	35,000
N20	DePaul	L	6	13	n/a
N26	at Loyola of South	L	0	14	5,000
D5	at Arizona	T	7	7	7,500

Head Coach: Pete Cawthon

1935 ▶ OVERALL: 5-3-2

S20	at Hardin-Simm.	W	9	0	6,500
S27	Daniel Baker	W	27	6	n/a
04	Wichita	W	13	7	n/a
012	at DePaul	T	0	0	3,000
05	at Loyola of Coast	L	0	16	18,000
N2	Oklahoma A&M	W	14	0	n/a
N11	Arizona	L	6	7	5,500
N23	St. Mary's (SA)	W	27	0	n/a
N28	Detroit	L	7	12	n/a
D7	at Oklahoma City	T	7	7	2,000

Head Coach: Pete Cawthon

1934 ▶ OVERALL: 7-2-1

S22	Texas	L	6	12	8,000
S29	McMurry	W	24	7	n/a
05	Baylor	W	14	7	5,000
012	at Oklahoma City	W	20	0	n/a
026	at Loyola of Coast	L	7	12	19,000
N2	Texas Mines	W	27	0	n/a
N9	Hardin-Simmons	W	13	0	3,500
N16	DePaul	W	48	19	4,000
N23	North Dakota St.	T	20	20	3,500
N29	at Arizona	W	14	7	7,000

Head Coach: Pete Cawthon

1933 ▶ OVERALL: 8-1-1

S29	SMU	L	0	14	6,000
06	at Dixie University	W	33	0	n/a
014	at Arizona	W	7	0	5,000
020	Louisiana Tech	W	40	10	4,178
028	at Texas Mines	W	12	0	n/a
N4	Haskell Indians	W	26	6	n/a
N11	Simmons	W	7	0	6,500
N17	Baylor	W	13	0	n/a
N30	Kansas State	W	6	0	7,500

Head Coach: Pete Cawthon

1932 ▶ OVERALL: 10-2

S17	Panhandle A&M	W	44	0	2,500
S24	Texas A&M (A)	L	0	7	5,000
01	SMU	W	6	0	n/a
07	Austin College	W	64	0	3,300
014	Arizona	W	21	0	3,500
015	at NM Normal	W	43	7	n/a
022	at Colorado Mines	W	21	0	n/a
028	Notre Dame "B"	W	39	0	8,000
N4	Trinity	W	79	0	4,000
N11	Baylor	W	14	2	5,000
N19	at New Mexico	W	39	6	n/a
N24	Hardin-Simmons	L	12	13	4,000

Head Coach: Pete Cawthon

1931 ▶ OVERALL: 6-3

S25	at WT Teachers	W	21	0	5,000
03	at NM A&M	W	7	0	n/a
013	at Haskell Indians	L	0	8	n/a
023	Colorado Mines	W	46	0	4,500
031	at Baylor	L	0	32	n/a
N6	Abilene Christian	W	26	6	n/a
N11	at Texas Mines	L	12	14	3,000
N20	New Mexico	W	32	6	2,500
N26	at Simmons	W	6	0	n/a

Head Coach: Pete Cawthon

1930 ▶ OVERALL: 3-6

S27	Wayland	L	0	6	3,500
03	New Mexico A&M	W	14	0	1,000
011	McMurry	W	10	0	n/a
017	Texas Mines	L	0	31	n/a
025	at TCU	L	0	26	4,000
N1	at WT Teachers	L	0	6	n/a
N11	Abilene Christian	W	53	7	n/a
N19	at Howard Payne	L	7	26	n/a
N27	Simmons	L	6	20	3,500

Head Coach: Pete Cawthon

1929 ▶ OVERALL: 1-7-2

S27	Wayland	W	19	0	3,500
05	Sul Ross	T	7	7	6,000
012	at Daniel Baker	L	2	6	2,700
019	at McMurry	T	0	0	n/a
026	TCU	L	0	22	6,500
N2	at Baylor	L	0	34	n/a
N11	Abilene Christian	L	3	7	4,000
N19	Howard Payne	L	0	24	1,500
N28	at Simmons	L	0	21	5,000
D6	at WT Teachers	L	0	20	1,500

Head Coach: Grady Higgenbotham

1928 ▶ OVERALL: 4-4-1

S29	Schreiner	W	7	0	n/a
06	at Texas	L	0	12	n/a
013	St. Edward's	W	13	6	n/a
020	at McMurry	W	3	0	n/a
027	at TCU	L	6	28	6,000
N2	at Daniel Baker	T	0	0	n/a
N10	Abilene Christian	L	0	7	n/a
N17	Simmons	L	0	19	n/a
N29	at WT Teachers	W	18	7	6,000

Head Coach: E.Y. Freeland

1927 ▶ OVERALL: 5-4

S24	Panhandle A&M	W	62	0	n/a
01	St. Edward's	W	13	6	3,000
08	at TCU	L	6	16	n/a
015	Simmons	W	10	6	2,000
022	Sul Ross	W	6	0	2,000
028	Texas A&M	L	6	47	n/a
N5	Daniel Baker	W	19	7	1,300
N11	at Abi. Christian	L	3	6	n/a
N24	WT Teachers	L	9	12	5,000

Head Coach: E.Y. Freeland

1926 ▶ OVERALL: 6-1-3

S21	at McMurry	W	7	0	n/a
02	Schreiner	T	0	0	3,500
08	St. Edward's	W	7	6	3,500
015	at Simmons	T	0	0	3,000
023	Clarendon	W	14	0	n/a
030	at TCU	L	16	28	n/a
N5	at Daniel Baker	T	0	0	n/a
N11	Abilene Christian	W	28	7	n/a
N18	Howard Payne	W	27	6	3,500
N25	at WT Teachers	W	7	2	5,000

Head Coach: E.Y. Freeland

1925 ▶ OVERALL: 6-1-2

03	McMurry	T	0	0	4,500
09	Austin	T	3	3	n/a
017	Montezuma	W	30	0	n/a
024	Clarendon	W	13	7	n/a
031	at Sul Ross	W	21	7	n/a
N5	Wayland	W	120	0	n/a
N11	at Abi. Christian	W	10	7	n/a
N18	at Howard Payne	L	0	29	n/a
N26	WT Teachers	W	13	12	n/a

Head Coach: E.Y. Freeland

KEY: Opponent Associated Press game time national ranking in parentheses; (D) Dallas; (I) Irving; (SA) San Antonio; (A) Amarillo; (O) Odessa; •Conference Game

OVERALL COACHING RECORDS

COACH	YEARS	ALL GAMES				LEAGUE GAMES			
		W	L	T	PCT.	W	L	T	PCT.
Mike Leach	2000-08	76	39	0	.661	42	30	0	.583
Spike Dykes	1986-99	82	67	1	.547	57	40	1	.573
David McWilliams	1986	7	4	0	.636	5	3	0	.625
Jerry Moore	1981-85	16	37	2	.302	9	29	2	.250
Rex Dockery	1978-80	15	16	2	.484	10	13	1	.438
Steve Sloan	1975-77	23	12	0	.657	15	8	0	.652
Jim Carlen	1970-74	37	20	2	.644	20	15	0	.571
JT King	1961-69	44	45	3	.495	27	35	1	.435
Dewitt Weaver	1951-60	49	51	5	.490	20	6	3	.741
Dell Morgan	1941-50	55	49	3	.528	23	3	1	.870
Pete Cawthon	1930-40	76	32	6	.693	10	1	1	.875
Grady Higgenbotham	1929	1	7	2	.150	-	-	-	-
E.Y. Freeland	1925-28	21	10	6	.649	-	-	-	-
Totals	1925-08	502	389	32	.561	237	183	10	.563



▲ MIKE LEACH



▲ SPIKE DYKES



▲ DAVID McWILLIAMS




▲ JERRY MOORE

YEAR-BY-YEAR COACHING RECORDS

SEASON	OVERALL	LEAGUE			HEAD COACH	SEASON	OVERALL	LEAGUE			HEAD COACH
		LEAGUE	RECORD	RECORD				LEAGUE	RECORD	RECORD	
2008	11-2-0	Big 12	7-1-0	Mike Leach	1961	4-6-0	SWC	2-5-0	JT King		
2007	9-4-0	Big 12	4-4-0	Mike Leach	1960	3-6-1	SWC	1-5-1	DeWitt Weaver		
2006	8-5-0	Big 12	4-4-0	Mike Leach	1959	4-6-0	----	----	DeWitt Weaver		
2005	9-3-0	Big 12	6-2-0	Mike Leach	1958	3-7-0	----	----	DeWitt Weaver		
2004	8-4-0	Big 12	5-3-0	Mike Leach	1957	2-8-0	----	----	DeWitt Weaver		
2003	8-5-0	Big 12	4-4-0	Mike Leach	1956	2-7-1	----	----	DeWitt Weaver		
2002	9-5-0	Big 12	5-3-0	Mike Leach	1955	7-3-1	Border	3-0-1	DeWitt Weaver		
2001	7-5-0	Big 12	4-4-0	Mike Leach	1954	7-2-1	Border	4-0-0	DeWitt Weaver		
2000	7-6-0	Big 12	3-5-0	Mike Leach	1953	11-1-0	Border	5-0-0	DeWitt Weaver		
1999	6-5-0	Big 12	5-3-0	Spike Dykes	1952	3-7-1	Border	2-1-1	DeWitt Weaver		
1998	7-5-0	Big 12	4-4-0	Spike Dykes	1951	7-4-0	Border	5-0-0	DeWitt Weaver		
1997	6-5-0	Big 12	5-3-0	Spike Dykes	1950	3-8-0	Border	3-2-0	Dell Morgan		
1996	7-5-0	Big 12	5-3-0	Spike Dykes	1949	7-5-0	Border	5-0-0	Dell Morgan		
1995	9-3-0	SWC	5-2-0	Spike Dykes	1948	7-3-0	Border	5-0-0	Dell Morgan		
1994	6-6-0	SWC	4-3-0	Spike Dykes	1947	6-5-0	Border	4-0-0	Dell Morgan		
1993	6-6-0	SWC	5-2-0	Spike Dykes	1946	8-3-0	Border	3-1-0	Dell Morgan		
1992	5-6-0	SWC	4-3-0	Spike Dykes	1945	3-5-2	----	----	Dell Morgan		
1991	6-5-0	SWC	5-3-0	Spike Dykes	1944	4-7-0	----	----	Dell Morgan		
1990	4-7-0	SWC	3-5-0	Spike Dykes	1943	4-6-0	----	----	Dell Morgan		
1989	9-3-0	SWC	5-3-0	Spike Dykes	1942	4-5-1	Border	3-0-1	Dell Morgan		
1988	5-6-0	SWC	4-3-0	Spike Dykes	1941	9-2-0	----	----	Dell Morgan		
1987	6-4-1	SWC	3-3-1	Spike Dykes	1940	9-1-1	----	----	Pete Cawthon		
1986	7-5-0	SWC	5-3-0	David McWilliams	1939	5-5-1	----	----	Pete Cawthon		
1985	4-7-0	SWC	1-7-0	Jerry Moore	1938	10-1-0	----	----	Pete Cawthon		
1984	4-7-0	SWC	2-6-0	Jerry Moore	1937	8-4-0	Border	3-0-0	Pete Cawthon		
1983	3-7-1	SWC	3-4-1	Jerry Moore	1936	5-4-1	----	0-0-1	Pete Cawthon		
1982	4-7-0	SWC	3-5-0	Jerry Moore	1935	5-3-2	Border	1-1-0	Pete Cawthon		
1981	1-9-1	SWC	0-7-1	Jerry Moore	1934	7-2-1	Border	3-0-0	Pete Cawthon		
1980	5-6-0	SWC	3-5-0	Rex Dockery	1933	8-1-0	Border	1-0-0	Pete Cawthon		
1979	3-6-2	SWC	2-5-1	Rex Dockery	1932	10-2-0	Border	1-0-0	Pete Cawthon		
1978	7-4-0	SWC	5-3-0	Rex Dockery	1931	6-3-0	----	----	Pete Cawthon		
1977	7-5-0	SWC	4-4-0	Steve Sloan	1930	3-6-0	----	----	Pete Cawthon		
1976	10-2-0	SWC	7-1-0	Steve Sloan	1929	1-7-2	----	----	Grady Higgenbotham		
1975	6-5-0	SWC	4-3-0	Steve Sloan	1928	4-4-1	----	----	E.Y. Freeland		
1974	6-4-2	SWC	3-4-0	Jim Carlen	1927	5-4-0	----	----	E.Y. Freeland		
1973	11-1-0	SWC	6-1-0	Jim Carlen	1926	6-1-3	----	----	E.Y. Freeland		
1972	8-4-0	SWC	4-3-0	Jim Carlen	1925	6-1-2	----	----	E.Y. Freeland		
1971	4-7-0	SWC	2-5-0	Jim Carlen							
1970	8-4-0	SWC	5-2-0	Jim Carlen							
1969	5-5-0	SWC	4-3-0	JT King							
1968	5-3-2	SWC	4-3-0	JT King							
1967	6-4-0	SWC	5-2-0	JT King							
1966	4-6-0	SWC	2-5-0	JT King							
1965	8-3-0	SWC	5-2-0	JT King							
1964	6-4-1	SWC	3-3-1	JT King							
1963	5-5-0	SWC	2-5-0	JT King							
1962	1-9-0	SWC	0-7-0	JT King							




▲ REX DOCKERY



▲ STEVE SLOAN



▲ JIM CARLEN



▲ JT KING




▲ DEWITT WEAVER



▲ DELL MORGAN



▲ PETE CAWTHON



▲ GRADY HIGGENBOTHAM




◀ E.Y. FREELAND

ASSISTANT COACHES


Jim Acree	1969	Maxe McNight	1948
Rodney Allison	1981-83	Greg McMackin	2000-02
Robert Anae	2000-04	Taylor McNeel	1975-88
Demosthenes "Dee" Andros	1954-55	Ruffin McNeill	2000-08
Junior Arterburn	1956-60	Carlos Mainord	1969, 84-85, 87-92, 03-08
Art Baker	1970-72	Rhudy Maskew	1986-94, 1996
Virgil Ballard	1934	Manny Matsakis	2000-02
Johnny Barr	2003	Bradley Mills	1966-69
Burl Bartlett	1965-69	Brian Mitchell	2006-08
Jim Bates	1978-83	Jack Mitchell	1951-52
Bill Bedenbaugh	2003-06	John Mize	1986
Richard Bell	1970-74	David Moody	1994-99
Rob Best	1981-85	Tipp Mooney	1948-50
Joe Blalock	1962-65	Matt Moore	2007-08
Walter Bragg	1978-80	Dell Morgan	1930-33
Art Briles	2000-02	C.B. Morris	1948-50
Bob Brown	1970-74	Joe Moss	1957-59
Dave Brown	2001-05	Carl Mulleneaux	1950
Watson Brown	1978	Walter Nichols	1946
William Brown	1946-49	Brian Norwood	2000
Steve Brickley	1986	Frank Ottmers	1949
Harry Buffington	1963, 1968	Bill Parcels	1975-77
Dean Campbell	1992-99	Doyle Parker	1987-91, 93-98
Bud Casey	1978-80	Jim Parmer	1960
Cody Chisum	1999	Bob Patterson	1975-80
Jason Clemmons	1998-99	Victor Payne	1927-28
John Conley	1961-74	Aubrey "Red" Phillips	1955-60
Romeo Crennel	1975-77	Mike Pope	1975-77
John Cropp	1975-77	Wyatt Posey	1951-55
Rex Dockery	1975-77	Jay Pugh	1999
Marc Dove	1974	Dick Rader	1972-74
Daniel "Sonny" Dykes	2000-06	Jim Ragland	1970-72
Rick Dykes	1990-99	Lincoln Riley	2007-08
Spike Dykes	1984-86	Richard Ritchie	1981-83
Dale Evans	1970-74	Sam Robertson	1978-79
Beattie Feathers	1954-60	Polk Robison	1943-48
Rocky Felker	1979-80	Charlie Sadler	2003-08
Jack Fligg	1970-74	George Scott	1950-52
Robert Ford	1987-88	Lyle Setencich	2003-07
Gary Gaines	1990-93	Horace "Bud" Sherrod	1954-57
W.L. Golightly	1930	Dennis Simmons	2008
Bobby Goad	1951-52	Travis L. Simpson	1961-63
John Goodner	1994-99	Dean Slayton	1981-97
Merrill Green	1961-64	Russell T. "Dutchy" Smith	1930-40
Al Groh	1980	Jess Stiles	1969-77
Clovis Hale	1984-86, 1997-99	Jerry Sullivan	1973-74
Tom Hamm	1956-60	Al Tanara	1975-80
Ron Harris	2000-02	Marshall Taylor	1970-71
Gene Henderson	1967-69	Jack Tayrien	1986-88, 97-99
Grady Higgenbotham	1927-28	Grant Teaff	1966-68
Larry Hoefler	1995-99	Jess Thompson	1960
Dana Holgersen	2000-07	Ted Unbehagen	1973-74, 1987-96
Berl Huffman	1935-42, 1946-47	Lance Van Zandt	1987-89
Rhodes Ingerton	1927	Wade Walker	1951-53
Clarence James	1981-86	Buist "Buzz" Warren	1953-55
Bob Kellogg	1953	Ron West	1981-85
Joe Kerbel	1958-59	Allie White	1949
Elwood Kettler	1969	Dixie White	1940
JT King	1958-60	Ivy Williams	1989-93
Jack Kiser	1986	Tom Wilson	1967-74, 1984-85
David Knaus	1980-83	Dick Winder	1984-95, 98-99
David Krischke	1981-83	W.A. "Babe" Woods	1951
Matt Lair	1961-68	Jim Wright	1962-66
Donnie Laurence	1978-79	Gary Wyant	1976-77
Tommy Limbaugh	1975-77	John Paul Young	1989-91
Seth Littrell	2005-08	Willie Zapalac	1961-62
Clay McGuire	2008	Art Zelenik	1975
Ed McKeever	1935-38		




▲ **DAVE BROWN** (2001-05) served as Texas Tech's cornerbacks coach for five seasons. The former All-American at the University of Michigan and All-Pro with the Seattle Seahawks was inducted into the National Football Foundation and College Hall of Fame in December 2008.



▲ **ROMEO CRENNEL** (1975-77) worked under Steve Sloan for three seasons as the director of offseason programs. Crennel has since gone on to the NFL, most recently as the head coach of the Cleveland Browns.




▲ **BILL PARCELLS** (1975-77) was Steve Sloan's defensive coordinator for three seasons. Parcels has paved an impressive path since then, serving as a Super Bowl-winning head coach with the New York Giants in the '80s among other NFL stops. He is currently the vice president of Football Operations with the Miami Dolphins.



▲ **AL GROH** (1980) coached the Texas Tech linebackers for one season before moving on to a successful career in the professional and collegiate coaching ranks. Groh worked with five NFL teams, including a season as head coach of the New York Jets. Groh is currently the head coach at the University of Virginia.



▲ **POLK ROBISON**



▲ **JESS STILES**



▲ **GRANT TEAFF**

BOWL HISTORY

Texas Tech has made 32 postseason bowl appearances in its 84-year history and ranks among the top 20 programs all-time in bowl games played. The Red Raiders rank fourth among current Big 12 Conference programs in appearances, and also boast the distinction of being the only program in the league to be bowl eligible every season since the Big 12's formation in 1996.

Bowl appearances since 2000



ALL-TIME BOWL APPEARANCES

School	Appearances
1. Alabama	56
2. Texas	48
3. Tennessee	47
USC	47
5. Nebraska	45
6. Georgia	44
7. Oklahoma	42
8. Penn State	41
9. LSU	40
Ohio State	40
11. Michigan	39
12. Georgia Tech	38
13. Arkansas	36
Florida State	36
Florida	36
16. Auburn	34
17. Texas Tech	32
Miami (Fla.)	32
Mississippi	32
20. Texas A&M	30
Clemson	30
21. Washington	29
UCLA	29
24. Notre Dame	28
Colorado	28



2007 KONICA MINOLTA GATOR BOWL CHAMPIONS

2008 AT&T COTTON BOWL Mississippi 47, Texas Tech 34	2001 MASTERCARD ALAMO BOWL Iowa 19, Texas Tech 16 Sportsmanship Award: Anton Paige, WR	1986 INDEPENDENCE BOWL Mississippi 20, Texas Tech 17 Outstanding Def. Player: James Mosley	1964 SUN BOWL Georgia 7, Texas Tech 0
2007 KONICA-MINOLTA GATOR BOWL Texas Tech 31, Virginia 28 Most Valuable Player: Graham Harrell, QB	2000 GALLERYFURNITURE.COM BOWL East Carolina 40, Texas Tech 27	1977 TANGERINE BOWL Florida State 40, Texas Tech 17	1955 SUN BOWL Wyoming 21, Texas Tech 14
2006 INSIGHT BOWL Texas Tech 44, Minnesota 41 (OT) Offensive MVP: Graham Harrell, QB Defensive MVP: Antonio Huffman, DB	1998 SANFORD INDEPENDENCE BOWL Mississippi 35, Texas Tech 18 Scholar-Athlete Award: Keith Cockrum	1976 BLUEBONNET BOWL Nebraska 27, Texas Tech 24 Most Valuable Back: Rodney Allison, QB	1953 GATOR BOWL Texas Tech 35, Auburn 13 Most Valuable Player: Bobby Cavazos
2005 AT&T COTTON BOWL Alabama 13, Texas Tech 10 Scholar-Athlete Award: David Schaefer	1996 BUILDERS SQUARE ALAMO BOWL Iowa 27, Texas Tech 0 Sportsmanship Award: Shane Dunn, OL	1974 PEACH BOWL Texas Tech 6, Vanderbilt 6 Outstanding Off. Player: Larry Isaac, RB	1951 SUN BOWL Texas Tech 25, Pacific 14
2004 PACIFIC LIFE HOLIDAY BOWL Texas Tech 45, California 31 Offensive MVP: Sonny Cumbie, QB Defensive MVP: Vincent Meeks, FS	1995 WIESER LOCK COPPER BOWL Texas Tech 55, Air Force 41 Most Valuable Player: Byron Hanspard Offensive MVP: Zebbie Lethridge, QB	1973 GATOR BOWL Texas Tech 28, Tennessee 19 Most Valuable Player: Joe Barnes, QB	1948 RAISIN BOWL San Jose State 20, Texas Tech 13
2003 HOUSTON BOWL Texas Tech 38, Navy 14 Most Valuable Player: B. J. Symons, QB Defensive MVP: Adell Duckett, DE	1994 COTTON BOWL USC 55, Texas Tech 14	1972 SUN BOWL North Carolina 32, Texas Tech 28 Most Valuable Player: George Smith Most Valuable Lineman: Ecomet Burley	1947 SUN BOWL Miami (Ohio) 13, Texas Tech 12
2002 MAZDA TANGERINE BOWL Texas Tech 55, Clemson 15 Most Valuable Player: Kliff Kingsbury, QB Defensive MVP: John Saldi	1993 JOHN HANCOCK BOWL Oklahoma 41, Texas Tech 10 Most Valuable Lineman: Shawn Jackson	1970 SUN BOWL Georgia Tech 17, Texas Tech 9	1941 SUN BOWL Tulsa 6, Texas Tech 0 Most Valuable Player: Ty Bain
	1989 ALL-AMERICAN BOWL Texas Tech 49, Duke 21 Most Valuable Player: James Gray	1965 GATOR BOWL Georgia Tech 31, Texas Tech 21 Most Valuable Player: Donny Anderson, RB	1938 COTTON BOWL St. Mary's (Calif.) 20, Texas Tech 13 Outstanding Player: Elmer Tarbox, DB
			1937 SUN BOWL West Virginia 7, Texas Tech 6

BOWL RECORDS

INDIVIDUAL RECORDS

RUSHING

Most Attempts

33	James Gray vs. Duke	1989 All-American
27	Byron Morris vs. Oklahoma	1993 John Hancock
24	Byron Hanspard vs. Air Force	1995 Copper

Most Net Yards

280	James Gray vs. Duke	1989 All-American
260	Byron Hanspard vs. Air Force	1995 Copper
172	George Smith vs. North Carolina	1972 Sun

Highest Average Per Carry (10 carry min.)

12.3	George Smith vs. North Carolina	1972 Sun
10.9	Bobby Cavazos vs. Auburn	1954 Gator
10.8	Byron Hanspard vs. Air Force	1995 Copper

Most rushing TDs

4	James Gray vs. Duke	1989 All-American
4	Byron Hanspard vs. Air Force	1995 Copper
3	Bobby Cavazos vs. Auburn	1954 Gator
3	George Smith vs. North Carolina	1972 Sun

PASSING

Most Attempts

69	Graham Harrell vs. Virginia	2007 Gator
60	Sonny Cumbie vs. California	2004 Holiday
58	Graham Harrell vs. Mississippi	2008 Cotton

Most Completions

44	Graham Harrell vs. Virginia	2007 Gator
41	B.J. Symons vs. Navy	2003 Houston
39	Sonny Cumbie vs. California	2004 Holiday

Highest Percentage of Completions (10 attempt min.)

77.4	B.J. Symons vs. Navy	2003 Houston
74.4	Kliff Kingsbury vs. Clemson	2002 Tangerine
72.7	Joe Barnes vs. Tennessee	1973 Gator

Most Yards Gained

520	Sonny Cumbie vs. California	2004 Holiday
497	B.J. Symons vs. Navy	2003 Houston
445	Graham Harrell vs. Minnesota	2006 Insight

Most TD Passes

4	Kliff Kingsbury vs. East Carolina	2000 galleryfurniture
4	B.J. Symons vs. Navy	2003 Houston
4	Graham Harrell vs. Mississippi	2008 Cotton

RECEIVING

Most Receptions

11	Joel Filani vs. Minnesota	2006 Insight
10	Eric Morris vs. Mississippi	2008 Cotton

Most Yards Gained

162	Joel Filani vs. Minnesota	2006 Insight
147	Darrell Jones vs. East Carolina	2000 galleryfurniture
	Trey Haverty vs. California	2004 Holiday

Most TD Receptions

2	Billy Taylor vs. Nebraska	1976 Bluebonnet
	Derek Dorris vs. East Carolina	2000 galleryfurniture
	Mickey Peters vs. Navy	2003 Houston
	Jarrett Hicks vs. California	2004 Holiday
	Edward Britton vs. Mississippi	2008 Cotton



1954 GATOR BOWL TEAM

KICKING

Most FGs made

2	Brian Hall vs. Vanderbilt	1974 Peach
	Tony Rogers vs. Air Force	1995 Copper
	Robert Treece vs. Iowa	2001 Alamo
	Robert Treece vs. Clemson	2002 Tangerine

Most PATs

7	Tony Rogers vs. Air Force	1995 Copper
6	Alex Trlica vs. California	2004 Holiday

Most Points Scored

13	Tony Rogers vs. Air Force	1995 Copper
12	Derek Dorris vs. East Carolina	2000 galleryfurniture
	Mickey Peters vs. Navy	2003 Houston
	Jarrett Hicks vs. California	2004 Holiday
	Taurean Henderson vs. California	2004 Holiday

Longest FG

52	Alex Trlica vs. Minnesota	2006 Insight
50	Clinton Greathouse vs. Iowa	2001 Alamo

TOTAL OFFENSE

Most Offensive Plays

73	Graham Harrell vs. Virginia	2007 Gator
64	Graham Harrell vs. Mississippi	2008 Cotton
62	Sonny Cumbie vs. California	2004 Holiday

Most Yards

514	Sonny Cumbie vs. California	2004 Holiday
500	B.J. Symons vs. Navy	2003 Houston
439	Graham Harrell vs. Minnesota	2006 Insight

TEAM RECORDS

Most Net Yards Rushing	361 vs. Air Force, 1995 Copper
Highest Average per Rush	9.3 vs. Air Force, 1995 Copper
Most Passing Attempts	69 vs. Virginia, 2007 Gator
Most Completions	44 vs. Virginia, 2007 Gator
Most Interceptions	5 vs. St. Mary's, 1939 Cotton
Highest Completion Pct.	77.4 vs. Navy, 2003 Houston
Most Passing Yards	520 vs. California, 2004 Holiday
Most TD Passes	5 vs. Clemson, 2002 Tangerine
Most Plays (Total Offense)	82 vs. Duke, 1989 All-American
Most Yards (Total Offense)	606 vs. Air Force, 1995 Copper
Most Points	55 vs. Air Force, 1995 Copper
	55 vs. Clemson, 2002 Tangerine
Most Points Allowed	55 vs. USC, 1995 Cotton
Most Touchdowns	7 vs. Air Force, 1995 Copper
	7 vs. Duke, 1989 All-American
Most Field Goals	2 vs. Air Force, 1995 Copper
	2 vs. Vanderbilt, 1974 Peach
	2 vs. Clemson, 2002 Tangerine
Most Points in One Quarter	24 (4th) vs. Minnesota, 2006 Insight
Most Points in One Half	34 vs. Clemson, 2002 Tangerine
Most First Downs	30 vs. Navy, 2003 Houston
	30 vs. California, 2004 Holiday
Most Penalties Against	12 vs. Pacific, 1952 Sun
Most Yards Penalized	127 vs. Navy, 2003 Houston
Most Fumbles Lost	3 vs. four teams



▲ **ALEX TRLICA's** Texas Tech bowl record 52-yard field goal as time expired in regulation against Minnesota capped the biggest comeback in collegiate bowl history as the Red Raiders went on to win 44-41 in overtime. Tech trailed 38-7 midway through the third quarter.



RECORDS

PASSING RECORDS

▶▶ GAME

Most Attempts: 72, Graham Harrell vs. Oklahoma (2007)
Most Completions: 49, Kliff Kingsbury at Texas A&M (2002); vs. Missouri (2002)
Highest Completion Percentage: 83.7%, Graham Harrell vs. Iowa State (2007); 36-of-43
Most Yards per Completion: 28.8, Kliff Kingsbury vs. Oklahoma (1999); 9-of-17, 259 yards
Most Yards: 661, B.J. Symons at Mississippi (2003)
Most Yards by Class:
 Freshman: 422, Billy Joe Tolliver vs. TCU (1985)
 Sophomore: 519, Graham Harrell vs. Texas (2006)
 Junior: 646, Graham Harrell at Oklahoma State (2007)
 Senior: 661, B.J. Symons at Mississippi (2003)
Most Touchdowns: 8, B.J. Symons vs. Texas A&M (2003)
Miscellaneous:
 Longest Texas Tech Pass: 95, Robert Hall to Rodney Blackshear vs. Houston (1991)

SINGLE-GAME YARDAGE LEADERS

1.	B.J. Symons at Mississippi (2003)	661
2.	Graham Harrell at Oklahoma State (2007)	646
3.	Cody Hodges vs. Kansas State (2005)	643
4.	B.J. Symons at N.C. State (2003)	586
5.	B.J. Symons at Oklahoma State (2003)	552
6.	Graham Harrell vs. Eastern Washington (2008)	536
7.	Sonny Cumbie vs. California (2004)	520
8.	Graham Harrell vs. Texas (2006)	519
9.	Kliff Kingsbury vs. Missouri (2002)	510
10.	B.J. Symons vs. Texas A&M (2003)	505

▶▶ SEASON

Most Attempts: 719, B.J. Symons (2003)
Most Completions: 512, Graham Harrell (2007)
Highest Completion Percentage: 71.8%, Graham Harrell (2007); 512-of-713
Most Yards per Completion: 15.1, Billy Joe Tolliver (1988); 190 completions, 2,869 yards
Most Yards: 5,833, B.J. Symons (2003)
Most Yards by Class:
 Freshman: 1,596, Zebbie Lethridge (1994)
 Sophomore: 4,555, Graham Harrell (2006)
 Junior: 5,705, Graham Harrell (2007)
 Senior: 5,833, B.J. Symons (2003)
Most Yards per Game: 448.7, B.J. Symons (2003); 5,833/13
Most Touchdowns: 52, B.J. Symons (2003)
Miscellaneous:
 Most 300-Yard Games: 13, Graham Harrell (2007)
 Most 400-Yard Games: 11, Graham Harrell (2007)

SINGLE-SEASON YARDAGE LEADERS

1.	B.J. Symons (2003)	5,833
2.	Graham Harrell (2007)	5,705
3.	Graham Harrell (2008)	5,111
4.	Kliff Kingsbury (2002)	5,017
5.	Sonny Cumbie (2004)	4,742
6.	Graham Harrell (2006)	4,555
7.	Cody Hodges (2005)	4,238
8.	Kliff Kingsbury (2001)	3,502
9.	Kliff Kingsbury (2000)	3,418
10.	Robert Hall (1993)	2,894

SINGLE-SEASON YARD PER GAME LEADERS

1.	B.J. Symons (2003)	448.7
2.	Graham Harrell (2007)	438.8
3.	Sonny Cumbie (2004)	395.2
4.	Graham Harrell (2008)	393.2
5.	Kliff Kingsbury (2002)	358.4
6.	Cody Hodges (2005)	353.2
7.	Graham Harrell (2006)	350.4
8.	Kliff Kingsbury (2001)	318.4

▶▶ CAREER

Most Attempts: 2,062, Graham Harrell (2005-08)
Most Completions: 1,403, Graham Harrell (2005-08)
Highest Completion Percentage: 68.0, Graham Harrell (2005-08); 1,403-of-2,062
Most Yards per Completion: 14.9, Rodney Allison (1974-77); 161 completions, 2,411 yards
Most Yards: 15,793, Graham Harrell (2005-08)
Most Yards per Game: 350.9, Graham Harrell (2005-08); 15,793.45 games
Most Touchdowns: 134, Graham Harrell (2005-08)
Miscellaneous:
Most 300-Yard Games: 32, Graham Harrell (2005-08)
Most 400-Yard Games: 20, Graham Harrell (2005-08)

CAREER YARDAGE LEADERS

1.	Graham Harrell (2005-08)	15,793
2.	Kliff Kingsbury (1999-02)	12,429
3.	Robert Hall (1990-93)	7,908
4.	Zebbie Lethridge (1994-97)	6,789
5.	Billy Joe Tolliver (1985-88)	6,756
6.	B.J. Symons (2000-03)	6,378
7.	Sonny Cumbie (2001-04)	5,116
8.	Ron Reeves (1978-81)	4,688
9.	Cody Hodges (2002-05)	4,308
10.	Jamie Gill (1988-91)	3,280

CAREER TOUCHDOWN LEADERS

1.	Graham Harrell (2005-present)	134
2.	Kliff Kingsbury (1999-02)	95
3.	B.J. Symons (2000-03)	59
4.	Robert Hall (1990-93)	48

9.	Kliff Kingsbury (2000)	284.3
10.	Robert Hall (1993)	263.0

SINGLE-SEASON TOUCHDOWN LEADERS

1.	B.J. Symons (2003)	52
2.	Graham Harrell (2007)	48
3.	Kliff Kingsbury (2002)	45
	Graham Harrell (2008)	45
5.	Graham Harrell (2006)	38
6.	Sonny Cumbie (2004)	32
7.	Cody Hodges (2005)	31
8.	Kliff Kingsbury (2001)	25
9.	Robert Hall (1993)	21
	Kliff Kingsbury (2000)	21

SINGLE-SEASON PASS ATTEMPT LEADERS

1.	B.J. Symons (2003)	719
2.	Graham Harrell (2007)	713
3.	Kliff Kingsbury (2002)	712
4.	Sonny Cumbie (2004)	642
5.	Graham Harrell (2008)	626
6.	Graham Harrell (2006)	617
7.	Kliff Kingsbury (2000)	585
8.	Cody Hodges (2005)	531
9.	Kliff Kingsbury (2001)	529
10.	Billy Joe Tolliver (1988)	354

SINGLE-SEASON COMPLETION LEADERS

1.	Graham Harrell (2007)	512
2.	Kliff Kingsbury (2002)	479
3.	B.J. Symons (2003)	470
4.	Graham Harrell (2008)	442
5.	Sonny Cumbie (2004)	421
6.	Graham Harrell (2006)	412
7.	Kliff Kingsbury (2001)	365
8.	Kliff Kingsbury (2000)	362
9.	Cody Hodges (2005)	353
9.	Robert Hall (1993)	216
10.	Graham Harrell (2007)	192


5.	Zebbie Lethridge (1994-97)	42
6.	Billy Joe Tolliver (1985-88)	38
7.	Sonny Cumbie (2001-04)	33
	Cody Hodges (2002-05)	33
9.	Ron Reeves (1978-81)	31
10.	Tom Wilson (1963-65)	23

CAREER PASS ATTEMPTS LEADERS

1.	Graham Harrell (2005-08)	2,062
2.	Kliff Kingsbury (1999-02)	1,883
3.	Zebbie Lethridge (1994-97)	1,070
4.	Billy Joe Tolliver (1985-88)	1,008
5.	Robert Hall (1990-93)	997
6.	B.J. Symons (2000-03)	797
7.	Ron Reeves (1978-81)	763
8.	Sonny Cumbie (2001-04)	704
9.	Cody Hodges (2002-05)	543
10.	Jim Hart (1979-83)	498

CAREER COMPLETION LEADERS

1.	Graham Harrell (2005-08)	1,403
2.	Kliff Kingsbury (1999-02)	1,231
3.	B.J. Symons (2000-03)	554
4.	Robert Hall (1990-93)	548
5.	Zebbie Lethridge (1994-97)	519
6.	Billy Joe Tolliver (1985-88)	493
7.	Sonny Cumbie (2001-04)	461
8.	Cody Hodges (2002-05)	360
9.	Ron Reeves (1978-81)	352
10.	Jim Hart (1979-83)	244



▲ **B.J. SYMONS** set the NCAA single-season passing yardage record in 2003 with 5,833 yards. He also set a school record in single-game passing yardage when he blistered Mississippi for 661 yards through the air.

PASSING RECORDS

▶ ANNUAL LEADERS

Year	Player	Comp	Att	Yards
2008	Graham Harrell	442	626	5,111
2007	Graham Harrell	512	713	5,705
2006	Graham Harrell	412	617	4,555
2005	Cody Hodges	353	511	4,238
2004	Sonny Cumbie	421	642	4,742
2003	B.J. Symons	470	719	5,833
2002	Kliff Kingsbury	479	712	5,017
2001	Kliff Kingsbury	365	529	3,502
2000	Kliff Kingsbury	362	585	3,418
1999	Rob Peters	105	211	1,437
1998	Rob Peters	96	183	1,269
1997	Zebbie Lethridge	134	261	1,622
1996	Zebbie Lethridge	117	267	1,686
1995	Zebbie Lethridge	136	281	1,885
1994	Zebbie Lethridge	132	261	1,596
1993	Robert Hall	216	341	2,894
1992	Robert Hall	111	219	1,645
1991	Robert Hall	111	220	1,788
1990	Robert Hall	110	217	1,581
1989	Jamie Gill	105	186	1,464
1988	Billy Joe Tolliver	190	354	2,869
1987	Billy Joe Tolliver	97	196	1,422
1986	Billy Joe Tolliver	145	333	1,602
1985	Billy Joe Tolliver	61	124	863
1984	Aaron Keesee	70	140	755
1983	Jim Hart	108	216	1,216
1982	Jim Hart	107	227	1,081
1981	Ron Reeves	109	254	1,376
1980	Ron Reeves	115	228	1,461
1979	Ron Reeves	51	120	656
1978	Ron Reeves	77	161	1,195
1977	Rodney Allison	50	83	589
1976	Rodney Allison	83	139	1,458
1975	Tommy Duniven	72	125	1,038
1974	Tommy Duniven	43	82	552
1973	Joe Barnes	73	125	978
1972	Joe Barnes	86	168	1,142
1971	Jimmy Carmichael	38	80	423
1970	Charles Napper	86	155	979
1969	Charles Napper	65	153	901
1968	Joe Matulich	73	125	864
1967	John Scovell	44	114	470
1966	John Scovell	107	232	1,323
1965	Tom Wilson	172	283	2,119
1964	Tom Wilson	65	119	777
1963	James Ellis	39	69	536
1962	Richard Mahan	26	67	260
1961	Doug Cannon	37	77	442
1960	Glen Amerson	33	88	464
1959	Ken Talkington	65	116	603
1958	Jerry Bell	48	99	435
1957	Jerry Bell	37	77	489
1956	Buddy Hill	24	52	326
1955	Buddy Hill	33	60	481
1954	Jerry Johnson	27	61	569
1953	Jack Kirkpatrick	22	46	343
1952	Jerry Johnson	48	109	702
1951	Junior Arterburn	39	87	622



▲ KLIFF KINGSBURY



▲ GRAHAM HARRELL

▶ TOP PASSING GAMES

1.	B.J. Symons at Mississippi (2003)	661	51.	B.J. Symons vs. Colorado (2003)	399
2.	Graham Harrell at Oklahoma State (2007)	646	52.	Sonny Cumbie vs. Baylor (2004)	397
3.	Cody Hodges vs. Kansas State (2005)	643		Graham Harrell at Missouri (2007)	397
4.	B.J. Symons at N.C. State (2003)	586	54.	Graham Harrell at Texas A&M (2006)	392
5.	B.J. Symons at Oklahoma State (2003)	552	55.	Robert Hall vs. Houston (1991)	388
6.	Graham Harrell vs. Eastern Washington (2008)	536		Robert Hall vs. Georgia (1993)	388
7.	Sonny Cumbie vs. California (2004)	520	57.	Graham Harrell at Kansas (2008)	386
8.	Graham Harrell vs. Texas (2006)	519	58.	Jim Hart vs. Houston (1983)	380
9.	Kliff Kingsbury vs. Missouri (2002)	510	59.	Graham Harrell at UTEP (2006)	376
10.	B.J. Symons vs. Texas A&M (2003)	505	60.	Kliff Kingsbury vs. Clemson (2002)	375
11.	B.J. Symons vs. Navy (2003)	497	61.	Kliff Kingsbury vs. Baylor (2002)	373
12.	B.J. Symons vs. Iowa State (2003)	487	62.	Kliff Kingsbury vs. SMU (2002)	369
13.	Graham Harrell vs. UTEP (2007)	484		Sonny Cumbie at Oklahoma (2004)	369
14.	Graham Harrell vs. Baylor (2006)	483		Cody Hodges at Texas (2005)	369
15.	Kliff Kingsbury at Texas A&M (2002)	474	65.	Cody Hodges at Nebraska (2005)	368
	Graham Harrell vs. Texas (2008)	474		Graham Harrell at Iowa State (2006)	368
17.	Kliff Kingsbury vs. Texas (2002)	473	67.	Robert Hall vs. Rice (1991)	366
18.	Sonny Cumbie at SMU (2004)	470		Kliff Kingsbury vs. Stephen F. Austin (2001)	366
19.	Graham Harrell at Texas (2007)	466	69.	B.J. Symons at Texas (2003)	365
20.	Kliff Kingsbury vs. Utah State (2000)	456	70.	Zebbie Lethridge vs. Texas (1996)	364
	Graham Harrell vs. Oklahoma State (2008)	456		Kliff Kingsbury vs. New Mexico (2001)	364
22.	Cody Hodges vs. Florida International (2005)	454		Graham Harrell vs. Mississippi (2008)	364
	Graham Harrell at Kansas State (2008)	454	73.	Billy Joe Tolliver vs. Houston (1988)	363
24.	Graham Harrell at Texas A&M (2008)	450	74.	Graham Harrell at Oklahoma (2008)	361
25.	Sonny Cumbie at New Mexico (2004)	449	75.	Zebbie Lethridge vs. North Texas (1997)	359
26.	Billy Joe Tolliver vs. Oklahoma State (1988)	446	76.	Sonny Cumbie at Kansas (2004)	356
27.	Graham Harrell vs. Minnesota (2006)	445	77.	Kliff Kingsbury vs. Nebraska (2001)	353
28.	Sonny Cumbie vs. TCU (2004)	441		Graham Harrell vs. Oklahoma State (2006)	353
29.	Kliff Kingsbury vs. Oklahoma State (2001)	440	79.	Robert Hall vs. Wyoming (1992)	349
	Sonny Cumbie vs. Nebraska (2004)	436	80.	Robert Hall vs. North Carolina (1993)	348
	Cody Hodges vs. Sam Houston State (2005)	436	81.	Graham Harrell vs. SMU (2006)	342
32.	Graham Harrell at Baylor (2007)	433		Graham Harrell vs. Missouri (2006)	342
33.	Graham Harrell vs. Colorado (2007)	431	83.	Kliff Kingsbury vs. Ohio State (2002)	341
34.	B.J. Symons at Baylor (2003)	428	84.	Graham Harrell vs. Northwestern State (2007)	338
35.	Kliff Kingsbury vs. Oklahoma State (2002)	425	85.	Jamie Gill vs. Arkansas (1990)	337
36.	Graham Harrell vs. Iowa State (2007)	425	86.	Robert Hall vs. Rice (1993)	336
	Graham Harrell vs. Texas A&M (2007)	425	87.	Cody Hodges vs. Kansas (2005)	333
38.	Billy Joe Tolliver vs. TCU (1985)	422	88.	Robert Hall vs. Baylor (1990)	328
39.	Graham Harrell vs. Oklahoma (2007)	420	89.	Jason Clemmons vs. Texas (1992)	327
40.	Graham Harrell at SMU (2007)	419	90.	Sonny Cumbie at Kansas State (2004)	326
41.	B.J. Symons vs. New Mexico (2003)	418	91.	Rob Peters vs. Texas (1998)	322
	Graham Harrell vs. SMU (2008)	418		Kliff Kingsbury vs. Baylor (2000)	322
43.	Graham Harrell at Rice (2007)	414		Graham Harrell vs. Massachusetts (2008)	322
44.	Kliff Kingsbury vs. Kansas State (2001)	409	94.	Robert Hall vs. New Mexico (1990)	316
45.	Kliff Kingsbury at Missouri (2003)	408	95.	Graham Harrell vs. Baylor (2008)	309
46.	Cody Hodges vs. Texas A&M (2005)	408	96.	Cody Hodges at Oklahoma State (2005)	308
47.	Kliff Kingsbury at New Mexico (2002)	407	97.	Robert Hall vs. Pacific (1993)	305
	Graham Harrell vs. Virginia (2007)	407	98.	Robert Hall vs. Houston (1993)	303
49.	Kliff Kingsbury vs. Kansas (2000)	405		Kliff Kingsbury vs. Texas A&M (2001)	303
50.	Sonny Cumbie vs. Texas (2004)	403	100.	Kliff Kingsbury vs. Kansas State (2000)	302



Cody Hodges

RECEIVING RECORDS

▶▶ GAME

Most Receptions: 15, Michael Crabtree vs. UTEP (2007); Robert Johnson vs. SMU (2006)

Most Receptions by Class:

- Freshman: 15, Michael Crabtree vs. UTEP (2007)
- Sophomore: 11, Carlos Francis vs. Nebraska (2001); Wes Welker vs. Texas A&M (2001)
- Junior: 14, Wes Welker vs. Texas (2002)
- Senior: 15, Robert Johnson vs. SMU (2006)

Most Yards: 255, Joel Filani vs. Kansas State (2005)

Most Yards by Class:

- Freshman: 244, Michael Crabtree at Rice (2007)
- Sophomore: 241, Donnie Hart vs. Texas (1996)
- Junior: 255, Joel Filani vs. Kansas State (2005)
- Senior: 251, Rodney Blackshear vs. Houston (1991)

Most Yards per Reception: 50.2, Rodney Blackshear vs. Houston (1991); 5 rec., 251 yards

Most Touchdowns: 4, Derek Dorris at Kansas (2000)

Miscellaneous:

Longest Texas Tech Reception (Game): 95, Rodney Blackshear from Robert Hall vs. Houston (1991)

SINGLE-GAME RECEPTION LEADERS

1.	Robert Johnson vs. SMU (2006)	15
	Michael Crabtree vs. UTEP (2007)	15
3.	Wes Welker vs. Texas (2002)	14
	Danny Amendola at Oklahoma State (2007)	14
	Michael Crabtree at Oklahoma State (2007)	14
6.	Ricky Williams vs. North Texas (2001)	13
	Taurean Henderson at Texas A&M (2002)	13
	Wes Welker at Missouri (2003)	13
9.	Larry Gilbert vs. Florida State (1966)	12
	Leonard Harris vs. Houston (1983)	12
	Lloyd Hill vs. Wyoming (1992)	12
	Ricky Williams vs. Oklahoma (2001)	12
	Nehemiah Glover vs. Nebraska (2004)	12
	Danny Amendola vs. UTEP (2007)	12
	Michael Crabtree vs. Oklahoma (2007)	12

SINGLE-GAME YARDAGE LEADERS

1.	Joel Filani vs. Kansas State (2005)	255
2.	Rodney Blackshear vs. Houston (1991)	251
3.	Leonard Harris vs. Houston (1983)	248
4.	Michael Crabtree at Rice (2007)	244
5.	Donnie Hart vs. Texas (1996)	241
6.	Michael Crabtree at Oklahoma State (2007)	237
7.	Carlos Francis vs. Utah State (2000)	234
8.	Danny Amendola at Oklahoma State (2007)	233
9.	Lloyd Hill vs. Wyoming (1992)	222
10.	Joel Filani vs. Baylor (2006)	212

▶▶ SEASON

Most Receptions: 134, Michael Crabtree (2007)

Most Receptions by Class:

- Freshman: 134, Michael Crabtree (2007)
- Sophomore: 97, Michael Crabtree (2008)
- Junior: 86, Wes Welker (2002)
- Senior: 109, Danny Amendola (2007)

Most Yards: 1,962, Michael Crabtree (2007)

Most Yards by Class:

- Freshman: 1,962, Michael Crabtree (2007)
- Sophomore: 1,177, Jarrett Hicks (2004)
- Junior: 1,261, Lloyd Hill (1992)
- Senior: 1,300, Joel Filani (2006)

Most Yards per Reception: 22.1, Rodney Blackshear (1990)

Most Touchdowns: 22, Michael Crabtree (2007)

Miscellaneous:

Most 100-Yard Games: 11, Michael Crabtree (2007)

SINGLE-SEASON RECEPTION LEADERS

1.	Michael Crabtree (2007)	134
2.	Danny Amendola (2007)	109
3.	Taurean Henderson (2002)	98
4.	Wes Welker (2003)	97
	Michael Crabtree (2008)	97
6.	Ricky Williams (2001)	92
7.	Joel Filani (2006)	91
	Robert Johnson (2006)	89
9.	Wes Welker (2002)	86
10.	Mickey Peters (2003)	78
	Taurean Henderson (2003)	78

SINGLE-SEASON YARDAGE LEADERS

1.	Michael Crabtree (2007)	1,962
2.	Joel Filani (2006)	1,300
3.	Lloyd Hill (1992)	1,261
4.	Danny Amendola (2007)	1,245
5.	Carlos Francis (2003)	1,177
	Jarrett Hicks (2004)	1,177
7.	Michael Crabtree (2008)	1,165

▶▶ CAREER

Most Receptions: 302, Taurean Henderson (2002-05)


Most Yards: 3,127, Michael Crabtree (2007-08)

Most Yards per Reception: 20.4, Rodney Blackshear (1987-91)

Most Touchdowns: 41, Michael Crabtree (2007-08)

Miscellaneous:

Most 100-Yard Receiving Games: 15, Michael Crabtree (2007-08)



Joel Filani

8.	Wes Welker (2003)	1,099
9.	Nehemiah Glover (2003)	1,081
10.	Wes Welker (2002)	1,054

SINGLE-SEASON TOUCHDOWN LEADERS

1.	Michael Crabtree (2007)	22
2.	Michael Crabtree (2008)	19
3.	Jarrett Hicks (2004)	13
	Joel Filani (2006)	13
5.	Lloyd Hill (1992)	12
	Mickey Peters (2003)	12
7.	Nehemiah Glover (2002)	10
	Jarrett Hicks (2005)	10
9.	Rodney Blackshear (1990)	9
	Derek Dorris (2000)	9
	Carlos Francis (2003)	9
	Wes Welker (2003)	9
	Nehemiah Glover (2003)	9
	Eric Morris (2007)	9



▲ CARLOS FRANCIS



▲ WES WELKER

CAREER RECEPTION LEADERS

1.	Taurean Henderson (2002-05)	302
2.	Wes Welker (2000-03)	259
3.	Michael Crabtree (2007-08)	231
4.	Nehemiah Glover (2001-04)	223
5.	Carlos Francis (2000-03)	216
6.	Danny Amendola (2004-07)	204
7.	Jarrett Hicks (2003-06)	198
8.	Mickey Peters (2000-03)	196
9.	Lloyd Hill (1990-93)	189
10.	Ricky Williams (1997-01)	172

CAREER YARDAGE LEADERS

1.	Michael Crabtree (2007-08)	3,127
2.	Wes Welker (2000-03)	3,069
3.	Lloyd Hill (1990-93)	3,059
4.	Carlos Francis (2000-03)	3,027
5.	Jarrett Hicks (2003-06)	2,859
6.	Nehemiah Glover (2001-04)	2,725
7.	Joel Filani (2003-06)	2,667
8.	Mickey Peters (2000-03)	2,318
9.	Danny Amendola (2004-07)	2,246
10.	Donnie Hart (1995-98)	2,211


CAREER TOUCHDOWN LEADERS

1.	Michael Crabtree (2007-08)	41
2.	Jarrett Hicks (2003-06)	30
3.	Joel Filani (2003-06)	23
4.	Mickey Peters (2000-03)	22
5.	Carlos Francis (2000-03)	21
	Wes Welker (2000-03)	21
	Nehemiah Glover (2001-04)	21
8.	Lloyd Hill (1990-93)	20

RECEIVING RECORDS

► ANNUAL LEADERS

Year	Player	Rec	Yards	TD
2008	Michael Crabtree, WR	97	1,165	19
2007	Michael Crabtree, WR	134	1,962	22
2006	Joel Filani, WR	91	1,300	13
2005	Joel Filani, WR	65	1,048	8
2004	Jarrett Hicks, WR	76	1,177	13
2003	Wes Welker, WR	97	1,099	9
2002	Taurean Henderson, RB	98	633	6
2001	Ricky Williams, RB	92	617	4
2000	Tim Baker, IR	69	765	10
1999	Sammy Morris, TB	23	386	2
1998	Donnie Hart, SE	48	871	7
1997	Malcolm McKenzie, FL	42	462	2
1996	Donnie Hart, SE	22	494	4
1995	Byron Hanspard, RB	35	474	7
1994	Sheldon Bass, SE	34	400	2
1993	Lloyd Hill, SE	57	794	6
1992	Lloyd Hill, SE	76	1,261	12
1991	Rodney Blackshear, SE	30	649	5
1990	Rodney Blackshear, SE	44	973	9
1989	Travis Price, SE	23	389	5
1988	Tyrone Thurman, FL	48	726	4
1987	Wayne Walker, FL	32	659	5
1986	Wayne Walker, SE	38	717	6
1985	Wayne Walker, SE	26	447	1
1984	Buzz Tatom, TE	20	312	2
1983	Leonard Harris, SE	35	506	2
1982	Leonard Harris, E	30	366	2
1981	Renie Baker, WB	28	453	1
1980	Renie Baker, E	40	625	2
1979	Howie Lewis, E	24	317	3
1978	Brian Nelson, E	26	443	3
1977	Billy Taylor, RB	30	186	0
1976	Sammy Williams, E	32	601	2
1975	Sammy Williams, E	32	601	3
1974	Lawrence Williams, E	27	477	6
1973	Andre Tillman, E	26	428	5
1972	Andre Tillman, E	21	285	0
1971	Johnny Odom, E	20	242	0
1970	Johnny Odom, E	26	331	4
1969	Johnny Odom, E	23	320	4
1968	Bobby Allen, E	35	546	4
1967	Larry Gilbert, E	35	491	3
1966	Larry Gilbert, E	52	767	4
1965	Donny Anderson, RB	60	797	7
1964	Donny Anderson, RB	32	396	4
1963	David Parks, E	32	499	4
1962	David Parks, E	32	399	1
1961	Bob Witucki, E	26	335	0
1960	Dick Polson, E	13	155	3
1959	Bake Turner, E	22	444	3
1958	Floyd Dellinger, RB	20	213	1
1957	Jimmy Knox, RB	14	201	3
1956	Ken Vakey, E	14	180	1
1955	Ken Vakey, E	13	186	1
1954	Dean White, E	10	252	4
1953	Bobby Cavazos, RB	9	116	0
1952	Don Lewis, RB	11	165	1
1951	Jim Turner, RB	13	197	3



Lloyd Hill

▲ **MICHAEL CRABTREE** became one of the most prolific receivers in NCAA history during his two years as a Red Raiders, establishing school marks of 3,127 career receiving yards, 120.2 yards per game and 41 receiving touchdowns. He ranks among the top 10 all-time in NCAA history with 41 scores. The only two-time recipient of the prestigious Biletnikoff Award, Crabtree also is a two-time unanimous consensus All-American. The gifted receiver was drafted by the San Francisco 49ers with the 10th overall pick in the 2009 NFL Draft.

RUSHING RECORDS

▶▶ GAME

Most Attempts: 43, Anthony Hutchison vs. TCU (1982)
Most Yards: 287, Byron Hanspard vs. Baylor (1996)
Most Yards by Class:
 Freshman: 230, Shaud Williams vs. Colorado (1999)
 Sophomore: 260, Byron Hanspard vs. Air Force (1995)
 Junior: 287, Byron Hanspard vs. Baylor (1996)
 Senior: 268, James Hadnot vs. New Mexico (1978)
Most Yards per Attempt: 14.1, Taurean Henderson vs. Indiana State (2005); 10-141 yards
Most Touchdowns: 5, James Gray vs. Rice (1989); Billy Taylor vs. TCU (1977)
Miscellaneous:
 Most Players Gaining 100 Yards: Ricky Williams (159) and Rob Peters (106) vs. Baylor (1998)
 Most Yards Gained by Two Players: 385 vs. Baylor (1996); Byron Hanspard (287) and Sammy Morris (98)
 Longest Texas Tech Run: 90, Donny Anderson vs. TCU (1964)

SINGLE-GAME YARDAGE LEADERS

1.	Byron Hanspard vs. Baylor (1996)	287
2.	James Gray vs. Duke (1989)	280
3.	Byron Hanspard vs. Oklahoma State (1996)	272
4.	James Hadnot vs. New Mexico (1978)	268
5.	Byron Hanspard vs. Air Force (1995)	260
6.	Ricky Williams vs. UTEP (1998)	251
7.	Byron Hanspard vs. SW Louisiana (1996)	247
8.	Ricky Williams vs. Fresno State (1998)	244
9.	James Gray vs. Arizona (1989)	234
10.	James Gray vs. SMU (1989)	232



▲ **JAMES GRAY** was a dominating running back during his three years at Texas Tech, amassing a school record 52 touchdowns on the ground. He holds school records in bowl rushing yards (280 vs. Duke in 1989) and touchdowns in a game (5 vs. Rice in 1989).

▶▶ SEASON

Most Attempts: 339, Byron Hanspard (1996)
Most Yards: 2,084, Byron Hanspard (1996)
Most Yards by Class:
 Freshman: 894, Ricky Williams (1997)
 Sophomore: 1,582, Ricky Williams (1998)
 Junior: 2,084, Byron Hanspard (1996)
 Senior: 1,752, Byron Morris (1993)
Most Yards per Attempt: 9.1, Lonnie Graham (1954)
Most Yards per Game: 189.5, Byron Hanspard (1996)
Most Touchdowns: 22, Byron Morris (1993)

SINGLE-SEASON YARDAGE LEADERS

1.	Byron Hanspard (1996)	2,084
2.	Byron Morris (1998)	1,752
3.	Ricky Williams (1998)	1,582
4.	James Gray (1989)	1,509
5.	Byron Hanspard (1995)	1,374
6.	James Hadnot (1979)	1,371
7.	James Hadnot (1978)	1,369
8.	Byron Morris (1992)	1,279
9.	Doug McCutchen (1970)	1,068
10.	James Gray (1987)	1,006

SINGLE-SEASON ATTEMPT LEADERS

1.	Byron Hanspard (1996)	339
2.	Ricky Williams (1998)	336
3.	Byron Morris (1993)	298
4.	James Hadnot (1979)	273
5.	James Gray (1989)	263
6.	James Hadnot (1978)	251
7.	Byron Hanspard (1995)	248
8.	Byron Morris (1992)	242
9.	Doug McCutchen (1970)	227
10.	Anthony Lynn (1990)	224

SINGLE-SEASON TOUCHDOWN LEADERS

1.	Byron Morris (1993)	22
2.	James Gray (1989)	20
3.	Donny Anderson (1965)	17
	Taurean Henderson (2005)	17
5.	Taurean Henderson (2004)	16
6.	Ricky Williams (2001)	14
7.	Bobby Cavazos (1953)	13
	Billy Taylor (1977)	13
	Byron Hanspard (1996)	13
	Ricky Williams (1998)	13

▶▶ CAREER

Most Attempts: 789, Ricky Williams (1997-01)
Most Yards: 4,219, Byron Hanspard (1994-96)
Most Yards per Attempt: 6.2, James Sides (1953-55)
Most Yards per Game: 127.8, Byron Hanspard (1994-96)
Most Touchdowns: 52, James Gray (1986-89)
Miscellaneous:
 Most Games Rushing for 100 Yards: 21, Byron Hanspard (1994-96)
 Most Games Rushing for 200 Yards: 6, Byron Hanspard (1994-96)

CAREER YARDAGE LEADERS

1.	Byron Hanspard (1994-96)	4,219
2.	James Gray (1986-89)	4,066
3.	Ricky Williams (1997-01)	3,661
4.	Byron Morris (1991-93)	3,544
5.	Taurean Henderson (2002-05)	3,241
6.	James Hadnot (1976-79)	2,794
7.	Larry Isaac (1973-76)	2,633
8.	Donny Anderson (1963-65)	2,280
9.	Shannon Woods (2005-08)	2,249
10.	Doug McCutchen (1970-72)	2,222



Byron Hanspard

CAREER ATTEMPT LEADERS

1.	Ricky Williams (1997-01)	789
2.	Byron Hanspard (1994-96)	760
3.	James Gray (1986-89)	742
4.	Byron Morris (1991-93)	638
5.	Taurean Henderson (2002-05)	577
6.	Larry Isaac (1973-76)	538
7.	James Hadnot (1976-78)	532
8.	Donny Anderson (1963-65)	526
9.	Doug McCutchen (1970-72)	496
10.	Anthony Lynn (1988-91)	492

CAREER TOUCHDOWN LEADERS

1.	James Gray (1986-89)	52
2.	Taurean Henderson (2002-05)	50
3.	Byron Morris (1991-93)	37
4.	Ricky Williams (1997-01)	36
5.	Shannon Woods (2005-08)	33
6.	Bobby Cavazos (1951-53)	32
7.	Larry Isaac (1973-76)	31
8.	Billy Taylor (1974-77)	29
	Byron Hanspard (1994-96)	29
	Zebbie Lethridge (1994-97)	29

RUSHING RECORDS

▶ ANNUAL LEADERS

Year	Player	Rushes	Yards	Ypr
2008	Baron Batch	113	758	6.7
2007	Shannon Woods	84	439	5.2
2006	Shannon Woods	152	926	6.1
2005	Taurean Henderson	148	872	5.9
2004	Taurean Henderson	162	840	5.2
2003	Taurean Henderson	124	736	5.9
2002	Taurean Henderson	153	793	5.2
2001	Ricky Williams	142	726	5.1
2000	Ricky Williams	127	421	3.3
1999	Shaud Williams	112	658	5.9
1998	Ricky Williams	306	1,582	5.2
1997	Ricky Williams	201	894	4.4
1996	Byron Hanspard	339	2,084	6.1
1995	Byron Hanspard	248	1,374	5.5
1994	Byron Hanspard	173	761	4.4
1993	Byron Morris	298	1,752	5.9
1992	Byron Morris	242	1,279	5.3
1991	Byron Morris	98	514	5.2
1990	Anthony Lynn	224	884	3.9
1989	James Gray	263	1,509	5.7
1988	James Gray	172	938	5.5
1987	James Gray	199	1,006	5.1
1986	James Gray	108	613	5.7
1985	James McGowen	107	479	4.5
1984	Timmy Smith	164	711	4.3
1983	Robert Lewis	175	750	4.3
1982	Anthony Hutchison	204	796	3.9
1981	Anthony Hutchison	100	545	5.5
1980	Wes Hightower	126	515	4.1
1979	James Hadnot	273	1,371	5.0
1978	James Hadnot	251	1,369	5.5
1977	Billy Taylor	209	931	4.5
1976	Larry Isaac	145	685	4.7
1975	Larry Isaac	151	751	5.0
1974	Larry Isaac	155	671	4.3
1973	Joe Barnes	135	568	4.2
1972	George Smith	107	740	6.9
1971	Doug McCutchen	131	548	4.1
1970	Doug McCutchen	227	1,068	4.7
1969	Danny Hardaway	159	483	3.0
1968	Roger Freeman	129	471	3.6
1967	Mike Leinert	163	689	4.2
1966	Mike Leinert	102	495	4.9
1965	Donny Anderson	169	705	4.2
1964	Donny Anderson	211	966	4.6
1963	Donny Anderson	146	609	4.2
1962	Roger Gill	61	379	6.2
1961	Coolidge Hunt	128	486	3.8
1960	Coolidge Hunt	127	527	4.1
1959	Carl Gatlin	49	211	4.3
1958	Ronnie Rice	67	263	3.9
1957	Ronnie Rice	67	426	6.4
1956	Doug Duncan	67	360	5.4
1955	Don Schmidt	105	508	4.9
1954	Lonnie Graham	50	457	9.1
1953	Bobby Cavazos	97	747	7.7
1952	Bobby Cavazos	124	674	5.4
1951	Bobby Cavazos	138	706	5.0



▲ JAMES HADNOT



▲ LARRY ISAAC

▶ TOP RUSHING GAMES

Total 100-Yard Performances: 185

Total 200-Yard Performances: 26

1.	Byron Hanspard vs. Baylor (1996)	287
2.	James Gray vs. Duke (1989)	280
3.	Byron Hanspard vs. Oklahoma State (1996)	272
4.	James Hadnot vs. New Mexico (1978)	268
5.	Byron Hanspard vs. Air Force (1995)	260
6.	Ricky Williams vs. UTEP (1998)	251
7.	Byron Hanspard vs. SW Louisiana (1996)	247
8.	Ricky Williams vs. Fresno State (1998)	244
9.	James Gray vs. Arizona (1989)	234
10.	James Gray vs. SMU (1989)	232
11.	Shaud Williams vs. Colorado (1999)	230
12.	Byron Hanspard vs. Houston (1995)	228
13.	James Gray vs. Rice (1989)	227
14.	Byron Hanspard vs. Utah State (1996)	224
15.	Byron Morris vs. Houston (1993)	223
	Byron Morris vs. TCU (1993)	223
17.	Byron Morris vs. SMU (1993)	222
	Byron Morris vs. Houston (1992)	222
19.	Byron Hanspard vs. Georgia (1996)	214
20.	James Hadnot vs. Baylor (1978)	212
21.	James Gray vs. TCU (1989)	209
22.	Walter Schlinkman vs. Creighton (1942)	206
	Anthony Hutchison vs. SMU (1982)	206
24.	James Hadnot vs. Rice (1979)	204
	Cliff Hoskins vs. Baylor (1972)	204
	Doug McCutchen vs. TCU (1970)	204
27.	Byron Morris vs. TCU (1992)	199
	James Hadnot vs. Houston (1979)	199
29.	Byron Hanspard vs. Texas A&M (1996)	198
30.	Byron Hanspard vs. Kansas (1996)	194
31.	James Gray vs. Rice (1988)	181

32.	Byron Hanspard vs. SMU (1995)	180
	Byron Hanspard vs. Arkansas State (1995)	180
34.	Ricky Williams vs. Kansas (1997)	179
35.	Anthony Hutchison vs. New Mexico (1981)	178
36.	Byron Morris vs. SMU (1992)	175
	Anthony Hutchison vs. TCU (1982)	175
38.	Byron Morris vs. Baylor (1993)	174
39.	James Gray vs. TCU (1987)	173
	James Gray vs. Rice (1987)	173
	Billy Taylor vs. Arizona (1976)	173
	Joe Barnes vs. SMU (1973)	173
43.	George Smith vs. North Carolina (1972)	172
44.	Ricky Williams vs. North Texas (1998)	170
	Sammy Morris vs. Texas A&M (1999)	170
46.	Donny Anderson vs. TCU (1969)	169
	Taurean Henderson at Kansas (2004)	169
48.	Robert Lewis vs. Arkansas (1983)	167
49.	James Hadnot vs. SMU (1978)	166
50.	Ricky Williams vs. Baylor (1998)	159
51.	Byron Morris vs. Texas (1993)	158
	George Smith vs. New Mexico (1972)	158
53.	Byron Morris vs. Baylor (1992)	157
	James Gray vs. North Texas (1988)	157
	Donny Anderson vs. New Mexico St. (1965)	157
56.	Doug McCutchen vs. Baylor (1970)	155
57.	James Hadnot vs. New Mexico (1979)	153
	George Smith vs. Utah (1972)	153
	Ricky Williams vs. Baylor (2001)	153
60.	Shaud Williams vs. North Texas (1999)	151
	James Gray vs. Lamar (1987)	151
	Billy Taylor vs. TCU (1977)	151
63.	James Gray vs. Colorado State (1987)	150
	Billy Taylor vs. North Carolina (1977)	150



Baron Batch

TOTAL OFFENSE RECORDS

▶▶ GAME

Most Plays: 78, Kliff Kingsbury vs. Missouri (2002); 8 rush, 70 pass
Most Yards: 681, B.J. Symons at Mississippi (2003)
Most Yards by Class:
 Freshman: 398, Billy Joe Tolliver vs. TCU (1985)
 Sophomore: 518, Graham Harrell vs. Texas (2006)
 Junior: 643, Graham Harrell at Oklahoma State (2007)
 Senior: 661, B.J. Symons at Mississippi (2003)
Most Touchdowns Responsible For: 8, B.J. Symons vs. Texas A&M (2003)

SINGLE-GAME YARDAGE LEADERS

1.	B.J. Symons at Mississippi (2003)	681
2.	Graham Harrell at Oklahoma State (2007)	643
3.	B.J. Symons at N.C. State (2003)	618
5.	Cody Hodges vs. Kansas State (2005)	604
6.	Graham Harrell vs. Eastern Washington (2008)	538
7.	B.J. Symons vs. Iowa State (2003)	529
	B.J. Symons at Oklahoma State (2003)	529
9.	Graham Harrell vs. Texas (2006)	518
10.	Kliff Kingsbury vs. Missouri (2002)	501

▶▶ SEASON

Most Plays: 814, Kliff Kingsbury (2002); 102 rush, 712 pass
Most Yards: 5,976, B.J. Symons (2003)
Most Yards by Class:
 Freshman: 1,885, Zebbie Lethridge (1994)
 Sophomore: 4,489, Graham Harrell (2006)
 Junior: 5,614, Graham Harrell (2007)
 Senior: 5,976, B.J. Symons (2003)
Most Yards per Game: 459.7, B.J. Symons (2003)
Most Touchdowns Responsible For: 57, B.J. Symons (2003)

SINGLE-SEASON ATTEMPT LEADERS

1.	Kliff Kingsbury (2002)	814
2.	Graham Harrell (2007)	751
3.	B.J. Symons (2003)	740
4.	Sonny Cumbie (2004)	694
5.	Graham Harrell (2008)	667
6.	Kliff Kingsbury (2000)	663
7.	Graham Harrell (2006)	649
8.	Cody Hodges (2005)	640
9.	Kliff Kingsbury (2001)	595
10.	Robert Hall (1993)	442

SINGLE-SEASON YARDAGE LEADERS

1.	B.J. Symons (2003); 143 rush, 5,833 pass	5,976
2.	Graham Harrell (2007); -91 rush, 5,705 pass	5,614
3.	Graham Harrell (2008); -15 rush, 5,111 pass	5,096
4.	Kliff Kingsbury (2002); -114 rush, 5,017 pass	4,903
5.	Sonny Cumbie (2004); -167 rush, 4,742 pass	4,575
6.	Graham Harrell (2006); -66 rush, 4,555 pass	4,489
7.	Cody Hodges (2005); 191 rush, 4,238 pass	4,429
8.	Kliff Kingsbury (2001); -48 rush, 3,502 pass	3,454
9.	Kliff Kingsbury (2000); 19 rush, 3,418 pass	3,437
10.	Robert Hall (1993); 145 rush, 2,894 pass	3,039

SINGLE-SEASON TOUCHDOWNS RESPONSIBLE FOR

1.	B.J. Symons (2003)	57
2.	Graham Harrell (2007)	52
3.	Graham Harrell (2008)	51
4.	Kliff Kingsbury (2002)	47
5.	Graham Harrell (2006)	40
6.	Sonny Cumbie (2004)	34
7.	Cody Hodges (2005)	34
8.	Robert Hall (1993)	25
	Kliff Kingsbury (2001)	25
10.	Kliff Kingsbury (2000)	23

▶▶ CAREER

Most Plays: 2,158, Kliff Kingsbury (1999-02); 275 rush, 1,883 pass
Most Yards: 15,611, Graham Harrell (2005-08); -182 rush, 15,793 pass
Most Yards per Game: 278.7, Kliff Kingsbury (1999-02)
Most Touchdowns Responsible For: 100, Kliff Kingsbury (1999-02)

CAREER ATTEMPT LEADERS

1.	Kliff Kingsbury (1999-02)	2,158
2.	Graham Harrell (2005-2008)	2,124
3.	Zebbie Lethridge (1994-97)	1,539
4.	Robert Hall (1990-93)	1,341
5.	Ron Reeves (1978-81)	1,333
6.	Billy Joe Tolliver (1985-88)	1,150
7.	B.J. Symons (2000-03)	864
8.	Ricky Williams (1997-01)	789
9.	Sonny Cumbie (2001-04)	762
10.	Byron Hanspard (1994-96)	761

CAREER TOTAL OFFENSE LEADERS

1.	Graham Harrell (2005-2008)	15,611
2.	Kliff Kingsbury (1999-02)	12,263
3.	Robert Hall (1990-93)	8,489
4.	Zebbie Lethridge (1994-97)	7,690
5.	B.J. Symons (2000-03)	6,586
6.	Billy Joe Tolliver (1985-88)	6,475
7.	Ron Reeves (1978-81)	5,544
8.	Sonny Cumbie (2001-04)	4,965
9.	Cody Hodges (2002-05)	4,532
10.	Byron Hanspard (1994-96)	4,219

CAREER TOUCHDOWNS RESPONSIBLE FOR

1.	Graham Harrell (2005-2008)	146
2.	Kliff Kingsbury (1999-02)	100
3.	Zebbie Lethridge (1994-97)	71
4.	Taurean Henderson (2002-05)	70
5.	B.J. Symons (2000-03)	61
6.	James Gray (1986-89)	52
7.	Billy Joe Tolliver (1985-88)	44
8.	Robert Hall (1990-93)	41
9.	Ricky Williams (1997-01)	39
10.	Byron Morris (1990-93)	37



▲ KLIFF KINGSBURY



▲ ROBERT HALL




▲ TAUREAN HENDERSON

TOTAL OFFENSE RECORDS

▶ ANNUAL LEADERS

Year	Player	Plays	Pass	Rush	Total
2008	Graham Harrell, QB	667	5,111	-15	5,096
2007	Graham Harrell, QB	751	5,705	-91	5,614
2006	Graham Harrell, QB	649	4,555	-66	4,489
2005	Cody Hodges, QB	640	4,238	191	4,429
2004	Sonny Cumbie, QB	694	4,742	-151	4,575
2003	B.J. Symons, QB	740	5,833	143	5,976
2002	Kliff Kingsbury, QB	814	5,017	-114	4,903
2001	Kliff Kingsbury, QB	595	3,502	-48	3,454
2000	Kliff Kingsbury, QB	663	3,481	19	3,437
1999	Rob Peters, QB	279	1,437	23	1,460
1998	Ricky Williams, RB	306	0	1,582	1,582
1997	Zebbie Lethridge, QB	368	1,622	133	1,755
1996	Byron Hanspard, QB	339	0	2,084	2,084
1995	Zebbie Lethridge, QB	403	1,885	137	2,022
1994	Zebbie Lethridge, QB	371	1,596	289	1,885
1993	Robert Hall, QB	442	2,894	145	3,039
1992	Robert Hall, QB	300	1,645	107	1,752
1991	Robert Hall, QB	311	1,788	278	2,066
1990	Robert Hall, QB	288	1,581	51	1,632
1989	James Gray, RB	263	0	1,509	1,509
1988	Billy Joe Tolliver, QB	409	2,869	-182	2,687
1987	Billy Joe Tolliver, QB	216	1,422	-69	1,353
1986	Billy Joe Tolliver, QB	366	1,602	-33	1,569
1985	Billy Joe Tolliver, QB	159	863	3	866
1984	Timmy Smith, RB	165	32	711	743
1983	Jim Hart, QB	319	1,216	208	1,424
1982	Jim Hart, QB	363	1,081	215	1,296
1981	Ron Reeves, QB	357	1,376	-45	1,331
1980	Ron Reeves, QB	395	1,461	127	1,588
1979	Ron Reeves, QB	250	565	353	1,019
1978	Ron Reeves, QB	331	1,195	411	1,606
1977	Rodney Allison, QB	160	589	153	742
1976	Rodney Allison, QB	279	1,458	523	1,981
1975	Tommy Duniven, QB	199	1,038	266	1,304
1974	Larry Isaac, RB	155	0	671	671
1973	Joe Barnes, QB	270	978	568	1,546
1972	Joe Barnes, QB	316	1,142	510	1,652
1971	Doug McCutchen, RB	131	0	548	548
1970	Charles Napper, QB	227	0	1,068	1,068
1969	Charles Napper, QB	214	901	27	928
1968	Joe Matulich, QB	246	864	186	1,050
1967	John Scovell, QB	195	470	438	908
1966	John Scovell, QB	344	1,323	280	1,603
1965	Tom Wilson, QB	328	2,119	-69	2,050
1964	Donny Anderson, RB	214	0	966	966
1963	Donny Anderson, RB	147	0	609	609
1962	Kenneth Gill, RB	61	0	379	379
1961	Johnny Lovelace, QB	158	359	282	641
1960	Glen Amerson, QB	139	464	123	587
1959	Glen Amerson, QB	122	458	154	612
1958	Ronnie Rice, RB	77	66	263	329
1957	Jerry Bell, QB	127	489	175	664
1956	Don Williams, QB	128	191	201	392
1955	Don Schmidt, RB	105	0	508	508
1954	Jerry Johnson, QB	136	569	312	881
1953	Bobby Cavazos, RB	100	32	757	789
1952	Jerry Johnson, QB	232	702	325	1,027



Zebbie Lethridge

▲ **B.J. SYMONS** established a new NCAA standard in total offense when he amassed 5,976 yards in 2003. On top of the NCAA record 5,833 passing yards that season, Symons also rushed for 143 more. Additionally, he set single-season records for most touchdowns responsible for (57) and yards per game (459.7) and a single-game record for yardage (681 at Mississippi in 2003).

SCORING RECORDS

▶▶ GAME

Points: 30, Billy Taylor vs. TCU (1977); James Gray vs. Rice (1989); Byron Hanspard vs. SMU (1995)

Touchdowns: 5, Billy Taylor vs. TCU (1977); James Gray vs. Rice (1989); Byron Hanspard vs. SMU (1995); Taurean Henderson vs. Kansas State (2005)

Points by Kicking: 15 vs. Cal State-Fullerton (1991); 4 FG, 3 PAT
Field Goals Made: 4, nine times; latest, Chris Birkholz vs. Texas (1998)

Longest Field Goal Made: 57, Bill Adams vs. Texas A&M (1977)

LONGEST TOUCHDOWN RUNS

1. Donny Anderson vs. TCU (1964)	90
2. Lonnie Graham vs. West Texas State (1955)	89
3. Percy Walker vs. TCU (1926)	88
Glen Lewis vs. Texas Western (1948)	88
Bobby Cavazos vs. Baylor (1951)	88
6. Ansel Cole vs. Tulsa (1983)	87
7. Byron Hanspard vs. Oklahoma State (1996)	72
8. Robert Hall vs. Rice (1991)	70
9. Byron Hanspard vs. Southwestern Louisiana (1996)	65
10. Byron Hanspard vs. Houston (1995)	63

LONGEST TOUCHDOWN RECEPTIONS

1. Rodney Blackshear vs. Houston (1991)	95
2. Cal Stevenson vs. Texas A&M (1948)	90
3. Brian Nelson vs. TCU (1976)	88
4. Donnie Hart vs. Texas (1996)	86
5. James Gray vs. Arizona (1988)	85
Rodney Blackshear vs. Arkansas (1990)	85
7. John Roberts vs. Arkansas (1957)	84
8. Michael Crabtree at Nevada (2008)	82
9. Don Schmidt vs. Houston (1954)	80
Mickie Barron vs. Baylor (1958)	80
Rodney Blackshear vs. Houston (1991)	80
Jarrett Hicks vs. Nebraska (2004)	80

LONGEST FIELD GOALS

1. Bill Adams vs. Texas A&M (1977)	57
2. Kenny Vinyard vs. TCU (1966)	55
David Mellot vs. New Mexico (1975)	55
Ricky Gann vs. Houston (1984)	55
Jaret Greaser vs. Texas (1996)	55
6. Kenny Vinyard vs. Texas (1967)	54
7. Bill Adams vs. SMU (1978)	53
Jaret Greaser vs. Kansas State (1996)	53
Tony Rogers vs. Kansas State (1996)	53
Chris Birkholz vs. Texas (1998)	53

Bowl Game

Alex Trlica vs. Minnesota (2006 Insight Bowl)	52
---	----

▶▶ SEASON

Points: 134, Byron Morris (1993); 22 TD, 1 conversion

Points by Class:

Freshman: 132, Michael Crabtree (2007)
Sophomore: 114, Michael Crabtree (2008)
Junior: 108, Taurean Henderson (2004)
Senior: 134, Byron Morris (1993)

Points per Game: 12.2, Byron Morris (1993)

Touchdowns: 22, Byron Morris (1993); Taurean Henderson (2005); Michael Crabtree (2007)

Points by Kicking: 106, Alex Trlica (2007); 13 FG, 67 PAT

Conversions Made: 67, Alex Trlica (2007)

Conversions Attempted: 70, Keith Toogood (2003)

Field Goals Made: 17, Bill Adams (1979); Ricky Gann (1984); Lin Elliott (1991)

Field Goals Attempted: 26, Ricky Gann (1984); Lin Elliott (1991)

Field Goal Percentage: .824, Lin Elliott (1990); 14-of-17

Most PAT Kicks, No Misses: 67, Alex Trlica (2007)

Perfect PAT Seasons: 1972, Don Grimes (34-of-34); 1978, Bill Adams (26-of-26); 1990, Lin Elliott (32-of-32); 1995, Tony Rogers (37-of-37); 2001, Robert Treece (49-of-49); 2002, Robert Treece (54-of-54); 2004, Alex Trlica (55-of-55); 2005, Alex Trlica (60-of-60); 2006, Alex Trlica (51-of-51); 2007, Alex Trlica (67-of-67); 2008, Matt Williams (33-of-33)

SINGLE-SEASON SCORING LEADERS

1. Byron Morris (1993); 22 TD, 1 conversion	134
2. Taurean Henderson (2005); 22 TD	132
Michael Crabtree (2007); 22 TD	132
4. James Gray (1989); 20 TD	120
5. Michael Crabtree (2008); 19 TD	114
6. Byron Hanspard (1995); 18 TD	108
Ricky Williams (2001); 18 TD	108
Taurean Henderson (2004); 18 TD	108
9. Alex Trlica (2007); 12 FG, 63 PAT	106
10. Donny Anderson (1965); 17 TD	102

SINGLE-SEASON TOUCHDOWN LEADERS

1. Byron Morris (1993)	22
Taurean Henderson (2005)	22
Michael Crabtree (2007)	22
4. James Gray (1989)	20
5. Michael Crabtree (2008)	19
6. Byron Hanspard (1995)	18
Ricky Williams (2001)	18
Taurean Henderson (2004)	18
9. Donny Anderson (1965)	17
10. Taurean Henderson (2003)	16

SINGLE-SEASON FIELD GOAL LEADERS

1. Bill Adams (1979)	17
Ricky Gann (1984)	17
Lin Elliott (1991)	17
4. Bill Adams (1978)	16
Chris Birkholz (1998)	16
6. Brian Hall (1976)	15
Scott Segrist (1988)	15
Alex Trlica (2006)	15
9. Lin Elliott (1990)	14
10. Eight tied; latest, Alex Trlica (2005)	13

SINGLE-SEASON PAT LEADERS

1. Alex Trlica (2007)	67
2. Keith Toogood (2003)	66
3. Alex Trlica (2005)	60
4. Alex Trlica (2004)	55
5. Robert Treece (2002)	54
6. Alex Trlica (2006)	51
7. Jon Davis (1993)	45
8. Robert Treece (2001)	43
9. Tony Rogers (1995)	37
Alex Trlica (2007)	37



▲ JAMES GRAY



▲ ALEX TRLICA

SINGLE-SEASON TOUCHDOWNS RESPONSIBLE FOR

1. B.J. Symons (2003)	57
2. Graham Harrell (2007)	52
3. Graham Harrell (2008)	51
4. Kliff Kingsbury (2002)	47
5. Graham Harrell (2006)	40
6. Sonny Cumbie (2004)	34
7. Cody Hodges (2005)	34
8. Robert Hall (1993)	25
Kliff Kingsbury (2001)	25
10. Kliff Kingsbury (2000)	23



▲ RODNEY BLACKSHEAR

SCORING RECORDS

► CAREER

Points: 414, Taurean Henderson (2002-05) – 69 TD
Points per Game: 9.4, Michael Crabtree (2007-08), 246 points, 26 games
Touchdowns: 69, Taurean Henderson (2002-05)
Points by Kicking: 377, Alex Trlica (2004-07); 48 FG, 233 PAT
Conversions Made: 233, Alex Trlica (2004-07)
Conversions Attempted: 233, Alex Trlica (2004-07)
Field Goals Made: 48, Alex Trlica (2004-07)
Field Goals Attempted: 73, Alex Trlica (2004-07)
Field Goal Percentage: .724, Robert Treece (2001-02); 21-of-29
Consecutive Field Goals Made (Career): 10, Bill Adams (1979); 10, Scott Segrist (1988)

CAREER SCORING LEADERS

1.	Taurean Henderson (2002-05); 69 TD	414
2.	Alex Trlica (2004-07); 48 FG, 233 PAT	377
3.	James Gray (1986-89); 52 TD	312
4.	Ricky Williams (1997-01); 42 TD	252
5.	Michael Crabtree (2007-08); 41 TD	246
6.	Shannon Woods (2005-08); 40 TD	240
7.	Byron Hanspard (1994-96); 38 TD	228
8.	Byron Morris (1991-93); 37 TD, 2 conversions	226
9.	Lin Elliott (1988-91); 40 FG, 100 PAT	220
10.	Scott Segrist (1985-88); 41 FG, 92 PAT	215

CAREER TOUCHDOWN LEADERS

1.	Taurean Henderson (2002-05)	69
2.	James Gray (1986-89)	52
3.	Ricky Williams (1997-01)	42
4.	Michael Crabtree (2007-08)	41
5.	Shannon Woods (2005-08)	40
6.	Byron Hanspard (1994-96)	38
7.	Byron Morris (1991-93)	37
8.	Bobby Cavazos (1951-53)	32
9.	Larry Isaac (1973-76)	31
	Wes Welker (2000-03)	31

CAREER FIELD GOAL LEADERS

1.	Alex Trlica (2004-07)	48
2.	Bill Adams (1977-79)	43
3.	Ricky Gann (1981-84)	41
	Scott Segrist (1985-88)	41
5.	Lin Elliott (1988-91)	40
6.	Jon Davis (1991-94)	35
	Chris Birkholz (1998-00)	35
8.	Don Grimes (1971-73)	29
9.	Brian Hall (1974-77)	28
10.	Tony Rogers (1994-97)	25
	Robert Treece (2001-02)	25

CAREER PAT LEADERS

1.	Alex Trlica (2004-07)	233
2.	Jon Davis (1991-94)	103
3.	Lin Elliott (1988-91)	100
4.	Robert Treece (2001-02)	97
5.	Scott Segrist (1985-88)	92
6.	Chris Birkholz (1998-00)	88
7.	Brian Hall (1974-76)	79
8.	Don Grimes (1971-73)	78
9.	Jack Kirkpatrick (1952-55)	74
10.	Kenny Vinyard (1966-68)	67



Taurean Henderson

► YEARLY LEADERS

Year	Player	TD	PAT	FG	Cv	Pts
1980	Wes Hightower, RB	6	0	0	0	36
2008	Michael Crabtree, WR	19	0	0	0	114
2007	Michael Crabtree, WR	22	0	0	0	132
2006	Alex Trlica, PK	0	51	15	0	96
2005	Taurean Henderson, RB	22	0	0	0	132
2004	Taurean Henderson, RB	18	0	0	0	108
2003	Taurean Henderson, RB	16	0	0	0	96
2002	Robert Treece, K	0	54	13	0	93
2001	Ricky Williams, RB	18	0	0	0	108
2000	Chris Birkholz, K	0	35	12	0	71
1999	Chris Birkholz, K	0	30	7	0	51
1998	Ricky Williams, RB	13	0	0	0	78
1997	Zebbie Lethridge, QB	7	0	0	1	44
1996	Byron Hanspard, RB	14	0	0	0	84
1995	Byron Hanspard, RB	18	0	0	0	108
1994	Jon Davis, K	0	28	9	0	55
1993	Byron Morris, RB	22	0	0	1	134
1992	Lloyd Hill, WR	12	0	0	0	72
1991	Lin Elliott, K	0	34	17	0	85
1990	Lin Elliott, K	0	32	14	0	74
1989	James Gray, RB	20	0	0	0	120
1988	James Gray, RB	15	0	0	0	90
1987	James Gray, RB	13	0	0	0	78
1986	Scott Segrist, K	0	25	13	0	64
1985	Marc Mallery, K	0	25	6	0	43
1984	Ricky Gann, K	0	17	17	0	68
1983	Ricky Gann, K	0	15	11	0	48
1982	Ricky Gann, K	0	14	13	0	53
1981	Anthony Hutchison, RB	6	0	0	0	36
1979	Bill Adams, K	0	10	17	0	61
1978	Bill Adams, K	0	26	16	0	74
1977	Billy Taylor, WR	13	0	0	0	78
1976	Brian Hall, K	0	33	15	0	78
1975	Brian Hall, K	0	24	8	0	48
1974	Larry Isaac, RB	8	0	0	0	48
1973	Larry Isaac, RB	10	0	0	0	60
1972	N/A					
1971	N/A					
1970	N/A					
1969	N/A					
1968	Roger Freeman, RB	12	0	0	0	72
1967	Mike Leinert, RB	9	0	0	0	54
1966	John Scovell, QB	6	0	0	1	38
1965	Donny Anderson, RB	17	0	0	0	102
1964	Donny Anderson, RB	7	0	0	0	42
1963	H.L. Daniels, K	0	15	8	0	39
1962	Coolidge Hunt, RB	4	0	0	0	24
1961	H.L. Daniels, K	0	11	5	0	26
1960	Glen Amerson, QB	3	11	1	0	32
1959	Ken Talkington, QB	6	0	3	0	45
1958	Jerry Bell, QB	3	2	1	0	23
1957	Jerry Bell, QB	4	7	0	0	31
1956	Don Williams, QB	3	10	0	0	28
1955	Don Schmidt, RB	7	0	0	0	42
1954	Ronnie Herr, RB	8	0	0	0	48
1953	Bobby Cavazos, RB	13	2	0	0	80
1952	Bobby Cavazos, RB	10	0	0	0	60

ALL-PURPOSE RECORDS

▶▶ GAME	▶▶ SEASON	▶▶ CAREER																																																																																													
Yards: 347, Byron Hanspard vs. Baylor (1996) Yards by Class: Freshman: 271, Wes Welker vs. Kansas (2000) Sophomore: 269, Byron Hanspard vs. Houston (1995) Junior: 347, Byron Hanspard vs. Baylor (1996) Senior: 341, Donny Anderson vs. Oklahoma St. (1965)	Yards: 2,276, Byron Hanspard (1996) Yards by Class: Freshman: 1,978, Michael Crabtree (2007) Sophomore: 1,848, Byron Hanspard (1995) Junior: 2,276, Byron Hanspard (1996) Senior: 2,107, Donny Anderson (1965) Yards per Game: 206.9, Byron Hanspard (1996)	Yards: 5,730, Wes Welker (2000-03) Yards per Game: 171.9, Donny Anderson (1963-65)																																																																																													
SINGLE-GAME YARDAGE LEADERS <table border="1"> <tr><td>1.</td><td>Byron Hanspard vs. Baylor (1996)</td><td>347</td></tr> <tr><td>2.</td><td>Donny Anderson vs. Oklahoma St. (1965)</td><td>341</td></tr> <tr><td>3.</td><td>Wes Welker at Texas A&M (2002)</td><td>327</td></tr> <tr><td>4.</td><td>Donny Anderson vs. TCU (1965)</td><td>303</td></tr> <tr><td>5.</td><td>James Hadnot vs. New Mexico (1978)</td><td>297</td></tr> <tr><td>6.</td><td>Leonard Harris vs. Houston (1983)</td><td>283</td></tr> <tr><td>7.</td><td>Rodney Blackshear vs. Houston (1991)</td><td>274</td></tr> <tr><td>8.</td><td>Byron Hanspard vs. Oklahoma St. (1996)</td><td>272</td></tr> <tr><td>9.</td><td>Wes Welker vs. Kansas (2000)</td><td>271</td></tr> <tr><td>10.</td><td>James Gray vs. SMU (1989)</td><td>269</td></tr> <tr><td></td><td>Byron Hanspard vs. Houston (1995)</td><td>269</td></tr> </table>	1.	Byron Hanspard vs. Baylor (1996)	347	2.	Donny Anderson vs. Oklahoma St. (1965)	341	3.	Wes Welker at Texas A&M (2002)	327	4.	Donny Anderson vs. TCU (1965)	303	5.	James Hadnot vs. New Mexico (1978)	297	6.	Leonard Harris vs. Houston (1983)	283	7.	Rodney Blackshear vs. Houston (1991)	274	8.	Byron Hanspard vs. Oklahoma St. (1996)	272	9.	Wes Welker vs. Kansas (2000)	271	10.	James Gray vs. SMU (1989)	269		Byron Hanspard vs. Houston (1995)	269	SINGLE-SEASON LEADERS <table border="1"> <tr><td>1.</td><td>Byron Hanspard (1996)</td><td>2,276</td></tr> <tr><td>2.</td><td>Donny Anderson (1965)</td><td>2,107</td></tr> <tr><td>3.</td><td>Wes Welker (2002)</td><td>2,055</td></tr> <tr><td>4.</td><td>Michael Crabtree (2007)</td><td>1,978</td></tr> <tr><td>5.</td><td>Byron Morris (1993)</td><td>1,902</td></tr> <tr><td>6.</td><td>Byron Hanspard (1995)</td><td>1,848</td></tr> <tr><td>7.</td><td>Shannon Woods (2006)</td><td>1,808</td></tr> <tr><td>8.</td><td>Ricky Williams (1998)</td><td>1,758</td></tr> <tr><td>9.</td><td>Donny Anderson (1964)</td><td>1,710</td></tr> <tr><td>10.</td><td>James Gray (1989)</td><td>1,661</td></tr> </table>	1.	Byron Hanspard (1996)	2,276	2.	Donny Anderson (1965)	2,107	3.	Wes Welker (2002)	2,055	4.	Michael Crabtree (2007)	1,978	5.	Byron Morris (1993)	1,902	6.	Byron Hanspard (1995)	1,848	7.	Shannon Woods (2006)	1,808	8.	Ricky Williams (1998)	1,758	9.	Donny Anderson (1964)	1,710	10.	James Gray (1989)	1,661	CAREER YARDAGE LEADERS <table border="1"> <tr><td>1.</td><td>Wes Welker (2000-03)</td><td>5,730</td></tr> <tr><td>2.</td><td>Taurean Henderson (2002-05)</td><td>5,308</td></tr> <tr><td>3.</td><td>Donny Anderson (1963-65)</td><td>5,156</td></tr> <tr><td>4.</td><td>Byron Hanspard (1994-96)</td><td>5,115</td></tr> <tr><td>5.</td><td>Ricky Williams (1997-01)</td><td>5,024</td></tr> <tr><td>6.</td><td>James Gray (1986-89)</td><td>4,796</td></tr> <tr><td>7.</td><td>Danny Amendola (2004-07)</td><td>3,839</td></tr> <tr><td>8.</td><td>Byron Morris (1991-93)</td><td>3,822</td></tr> <tr><td>9.</td><td>Tyrone Thurman (1985-88)</td><td>3,492</td></tr> <tr><td>10.</td><td>Wayne Walker (1985-88)</td><td>3,183</td></tr> </table>	1.	Wes Welker (2000-03)	5,730	2.	Taurean Henderson (2002-05)	5,308	3.	Donny Anderson (1963-65)	5,156	4.	Byron Hanspard (1994-96)	5,115	5.	Ricky Williams (1997-01)	5,024	6.	James Gray (1986-89)	4,796	7.	Danny Amendola (2004-07)	3,839	8.	Byron Morris (1991-93)	3,822	9.	Tyrone Thurman (1985-88)	3,492	10.	Wayne Walker (1985-88)	3,183
1.	Byron Hanspard vs. Baylor (1996)	347																																																																																													
2.	Donny Anderson vs. Oklahoma St. (1965)	341																																																																																													
3.	Wes Welker at Texas A&M (2002)	327																																																																																													
4.	Donny Anderson vs. TCU (1965)	303																																																																																													
5.	James Hadnot vs. New Mexico (1978)	297																																																																																													
6.	Leonard Harris vs. Houston (1983)	283																																																																																													
7.	Rodney Blackshear vs. Houston (1991)	274																																																																																													
8.	Byron Hanspard vs. Oklahoma St. (1996)	272																																																																																													
9.	Wes Welker vs. Kansas (2000)	271																																																																																													
10.	James Gray vs. SMU (1989)	269																																																																																													
	Byron Hanspard vs. Houston (1995)	269																																																																																													
1.	Byron Hanspard (1996)	2,276																																																																																													
2.	Donny Anderson (1965)	2,107																																																																																													
3.	Wes Welker (2002)	2,055																																																																																													
4.	Michael Crabtree (2007)	1,978																																																																																													
5.	Byron Morris (1993)	1,902																																																																																													
6.	Byron Hanspard (1995)	1,848																																																																																													
7.	Shannon Woods (2006)	1,808																																																																																													
8.	Ricky Williams (1998)	1,758																																																																																													
9.	Donny Anderson (1964)	1,710																																																																																													
10.	James Gray (1989)	1,661																																																																																													
1.	Wes Welker (2000-03)	5,730																																																																																													
2.	Taurean Henderson (2002-05)	5,308																																																																																													
3.	Donny Anderson (1963-65)	5,156																																																																																													
4.	Byron Hanspard (1994-96)	5,115																																																																																													
5.	Ricky Williams (1997-01)	5,024																																																																																													
6.	James Gray (1986-89)	4,796																																																																																													
7.	Danny Amendola (2004-07)	3,839																																																																																													
8.	Byron Morris (1991-93)	3,822																																																																																													
9.	Tyrone Thurman (1985-88)	3,492																																																																																													
10.	Wayne Walker (1985-88)	3,183																																																																																													



▲ BYRON HANSPARD



▲ DONNY ANDERSON



▲ WES WELKER



Danny Amendola

▶▶ YEARLY LEADERS

Year	Player	Rush	Rec	PR	KR	Total
1977	Billy Taylor, RB	931	186	0	0	1,117
1976	Sammy Williams, WR	301	601	0	0	902
1975	Larry Isaac, RB	751	191	0	31	973
1974	Lawrence Williams, WR	87	477	0	284	848
1973	Lawrence Williams, WR	77	233	35	491	836
1972	George Smith, RB	740	193	159	0	1,092
1971	Doug McCutchen, RB	548	80	0	122	750
1970	Doug McCutchen, RB	1,063	103	0	51	1,217
1969	Danny Hardaway, RB	483	165	0	11	659
1968	Bobby Allen, WR	17	546	0	103	666
1967	Mike Leinert, RB	689	76	0	404	1,169
1966	Mike Leinert, RB	495	165	0	366	1,026
1965	Donny Anderson, RB	705	797	64	541	2,107
1964	Donny Anderson, RB	966	396	28	320	1,710
1963	Donny Anderson, RB	609	199	5	448 ⁽¹⁾	1,339
1962	Bill Worley, RB	236	49	174	182 ⁽²⁾	641
1961	Bill Worley, RB	217	68	99	221 ⁽³⁾	655
1960	Coolidge Hunt, RB	527	0	0	14	541
1959	Bake Turner, WR	86	444	156	70	756
1958	Floyd Dellinger, RB	241	213	50	195 ⁽⁴⁾	779
1957	Ronnie Rice, RB	426	14	68	229 ⁽⁵⁾	775
1956	Don Williams, QB	201	0	151	174 ⁽⁶⁾	547
1955	Don Schmidt, RB	508	38	0	137	683
1954	Bill Bryan, RB	456	71	0	79	606
1953	Bobby Cavazos, RB	757	116	6	46	925
1952	Bobby Cavazos, RB	674	155	0	0	829

(1) - includes 78 interception return yards
 (2) - includes 9 interception return yards
 (3) - includes 50 interception return yards
 (4) - includes 80 interception return yards
 (5) - includes 37 interception return yards
 (6) - includes 21 interception return yards

PUNTING RECORDS

▶▶ GAME

Punts: 36, Charlie Calhoun vs. Centenary (1939)
Game (Since 1950): 12, Dennis Vance vs. Texas (1984)
Punting Average: 57.0, Alex Reyes vs. Baylor (2004); 3 punts for 171 yards
Longest Punt: 85, R.W. Moyers vs. West Texas State (1945)

LONGEST PUNTS

1.	R.W. Moyers vs. West Texas State (1945)	85
2.	David Kuykendall vs. Arkansas (1975)	79
3.	Buddy Hill vs. Tulsa (1954)	78
	Ken Vinyard vs. Kansas (1966)	78
	Johnny Odom vs. Boston College (1971)	78
	Mark Bounds vs. Texas (1991)	78
7.	Robert King vs. Rice (1992)	77
	Robert King vs. Texas A&M (1993)	77
9.	Johnny Odom vs. SMU (1970)	76
10.	Johnny Odom vs. Texas (1970)	75
	Maury Buford vs. Texas A&M (1978)	75
	Robert King vs. Wyoming (1992)	75

▶▶ SEASON

Punts: 78, Maury Buford (1981)
Punting Average: 46.8, Mark Bounds (1991); 53 punts for 2,481 yards

SINGLE-SEASON AVERAGE LEADERS

1.	Mark Bounds (1991); 53 punts for 2,481 yards	46.8
2.	Alex Reyes (2006); 43 punts for 1,943 yards	45.2
3.	Maury Buford (1981); 78 punts for 3,493 yards	44.8
4.	Maury Buford (1978); 71 punts for 3,131 yards	44.1
5.	Alex Reyes (2003); 28 punts for 1,203 yards	43.0
6.	Alex Reyes (2005); 49 punts for 2,099 yards	42.8
7.	Robert King (1993); 54 punts for 2,305 yards	42.7
8.	Robert King (1992); 53 punts for 2,256 yards	42.6
	Jonathan LaCour (2007); 29 punts for 1,236 yards	42.6
10.	Jamie Simmons (1988); 44 punts for 1,860 yards	42.4

▶▶ CAREER

Punts: 293, Maury Buford (1978-81)
Punting Average: 43.3, Alex Reyes (2006); 43 punts for 1,943 yards

CAREER AVERAGE LEADERS

1.	Alex Reyes (2003-06)	43.3
2.	Maury Buford (1978-81)	43.2
3.	Robert King (1992-93)	42.6
4.	Jeremy Hernandez (1996-98)	40.1
5.	Jamie Simmons (1986-89)	40.1
6.	Brad Cade (1994-95)	39.8
7.	Clinton Greathouse (2000-02)	39.8
8.	Eric Rosiles (1999-00)	39.8
9.	Dennis Vance (1982-84)	39.6
10.	Kenny Vinyard (1966-68)	39.2



▲ CHARLIE CALHOUN



▲ MAURY BUFORD



▲ ALEX REYES




Jonathan LaCour

▶▶ YEARLY LEADERS

Year	Player	Punts	Yards	Avg
1977	Mike Mock	60	2,307	38.5
1976	David Kuykendall	46	1,807	39.3
1975	David Kuykendall	40	1,499	37.5
1974	David Kuykendall	68	2,694	39.6
1973	David Kuykendall	64	2,442	38.2
1972	John Gardner	57	1,966	34.5
1971	Johnny Odom	77	3,053	39.6
1970	Johnny Odom	59	2,217	37.6
1969	Jerry Don Sanders	74	2,891	39.1
1968	Kenny Vinyard	62	2,454	39.7
1967	Kenny Vinyard	58	2,206	38.0
1966	Kenny Vinyard	58	2,314	39.9
1965	Donny Anderson	43	1,654	38.5
1964	Donny Anderson	55	2,068	38.2
1963	Donny Anderson	51	1,965	38.5
1962	Dave Parks	41	1,448	35.3
1961	Bake Turner	52	1,899	36.4
1960	Bake Turner	52	2,059	39.5
1959	Bake Turner	36	1,408	39.1
1958	Ken Talkington	9	340	37.8
1957	Jerry Bell	25	962	38.5
1956	John Riddle	13	526	40.5
1955	Don Schmidt	25	953	38.0
1954	Rick Spinks	9	33	37.0
1953	Rick Spinks	15	505	33.7
1952	Jim Turner	56	1,917	34.2
2008	Jonathan LaCour	25	927	37.1
2007	Jonathan LaCour	29	1,236	42.6
2006	Alex Reyes	43	1,943	45.2
2005	Alex Reyes	49	2,099	42.8
2004	Alex Reyes	39	1,645	42.2
2003	Alex Reyes	28	1,203	43.0
2002	Clinton Greathouse	47	1,867	39.7
2001	Clinton Greathouse	43	1,727	40.2
2000	Eric Rosiles	26	1,082	41.6
1999	Eric Rosiles	70	2,737	39.1
1998	Brian Roberson	28	1,099	39.3
1997	Jeremy Hernandez	39	1,568	40.2
1996	Jeremy Hernandez	62	2,540	41.0
1995	Brad Cade	69	2,806	40.7
1994	Brad Cade	71	2,768	39.0
1993	Robert King	54	2,305	42.7
1992	Robert King	53	2,256	42.6
1991	Mark Bounds	53	2,481	46.8
1990	Mike deLagerheim	55	2,033	37.0
1989	Jamie Simmons	55	2,275	41.4
1988	Jamie Simmons	46	1,939	42.2
1987	Jamie Simmons	42	1,607	38.3
1986	Chris Burns	21	845	40.2
1985	Robert Grimes	60	2,363	39.4
1984	Dennis Vance	65	2,532	39.0
1983	Dennis Vance	70	2,683	38.3
1982	Dennis Vance	76	3,129	41.2
1981	Maury Buford	78	3,493	44.8
1980	Maury Buford	74	3,099	41.9
1979	Maury Buford	70	2,947	42.1
1978	Maury Buford	71	3,131	44.1

PUNT RETURN RECORDS

▶▶ GAME	▶▶ SEASON	▶▶ CAREER
Returns: 8, Wes Welker vs. New Mexico (2001) Yards: 166, Wes Welker vs. Texas A&M (2002) Yards by Class: Freshman: 106, Tracy Saul vs. Texas (1989) Sophomore: 102, Tyrone Thurman vs. Texas (1986) Junior: 166, Wes Welker vs. Texas A&M (2002) Senior: 145, Leonard Harris vs. TCU (1983) Yards per Return: 47.0, Larry Alford vs. Texas (1968); 3-141 yards Touchdowns: 1, several times; most recently, Eric Morris at Nevada (2008) Longest Texas Tech Punt Return: 96, Tyrone Thurman vs. Texas (1986)	Returns: 57, Wes Welker (2002) Yards: 752, Wes Welker (2002) Yards by Class: Freshman: 419, Tyrone Thurman (1985) Sophomore: 444, Tyrone Thurman (1986) Junior: 752, Wes Welker (2002) Senior: 385, Wes Welker (2003) Yards per Return: 13.5, Tyrone Thurman (1985), 33 for 444 yards Touchdowns: 3, Wes Welker (2002)	Returns: 152, Wes Welker (2000-03) Yards: 1,761, Wes Welker (2000-03) Yards per Return: 12.0, Marc Dove (1969-71), 48 for 576 yards Touchdowns: 8, Wes Welker (2000-03)
LONGEST PUNT RETURNS 1. Tyrone Thurman vs. Texas (1986) 96 2. Estil Carnes vs. New Mexico Normal (1931) 90 Danny Amendola at Kansas State (2004) 90 4. Wes Welker at Texas A&M (2002) 88 5. Eric Morris at Nevada (2008) 86 6. Wes Welker vs. Nebraska (2001) 85 7. Larry Alford vs. Texas (1968) 84 Leonard Harris vs. TCU (1983) 84 9. Elmer Wilson vs. West Texas State (1951) 80 John Norman vs. Baylor (1999) 80	SINGLE-SEASON YARDAGE LEADERS 1. Wes Welker (2002); 57 returns 752 2. Tyrone Thurman (1986); 33 returns 444 3. Larry Alford (1968); 38 returns 430 4. Tyrone Thurman (1985); 31 returns 419 5. Wes Welker (2003); 33 returns 385 6. Danny Amendola (2006); 41 returns 377 7. Marc Dove (1971); 33 returns 374 8. Danny Amendola (2004); 29 returns 371 9. Leonard Harris (1982); 33 returns 365 10. Wes Welker (2000); 28 returns 353	CAREER YARDAGE LEADERS 1. Wes Welker (2000-03) 1,761 2. Tyrone Thurman (1985-88) 1,466 3. Danny Amendola (2004-07) 1,283 4. Tracy Saul (1989-92) 902 5. Dane Johnson (1994-97) 876 6. Leonard Harris (1981-83) 759 7. Larry Alford (1967-68) 750 8. Marc Dove (1969-71) 576 9. John Norman (1997-00) 513 10. Eric Morris (2005-08) 486
	SINGLE-SEASON RETURN LEADERS 1. Wes Welker (2002) 57 2. Danny Amendola (2006) 41 3. Larry Alford (1968) 38 4. Tyrone Thurman (1987) 35 5. Marc Dove (1971) 33 Leonard Harris (1982) 33 Tyrone Thurman (1986) 33 Wes Welker (2003) 33 9. Larry Alford (1967) 32 Danny Amendola (2005) 32	CAREER RETURN LEADERS 1. Wes Welker (2000-03) 152 2. Tyrone Thurman (1985-88) 126 3. Danny Amendola (2004-07) 116 4. Tracy Saul (1989-92) 90 5. Dane Johnson (1994-97) 76 6. Larry Alford (1967-68) 70 7. Leonard Harris (1981-83) 68 8. Mike Patterson (1976-77) 55 9. John Norman (1997-99) 50 10. Eric Morris (2005-08) 49




▲ TYRONE THURMAN



▲ TRACY SAUL

▶▶ YEARLY LEADERS

Year	Player	Ret	Yards	Avg	TD
1972	Lawrence Williams	15	128	8.5	0
1971	Marc Dove	33	374	11.3	0
1970	Marc Dove	14	173	12.4	0
1969	Ken Perkins	20	212	10.6	0
1968	Larry Alford	38	430	11.3	1
1967	Larry Alford	32	320	10.0	0
1966	Guy Griffis	11	76	6.9	0
1965	Guy Griffis	15	162	10.8	0
1964	Teddy Roberts	22	187	8.5	1
1963	Teddy Roberts	9	94	10.4	0
1962	Bill Worley	12	174	14.5	0
1961	Bill Worley	9	99	11.0	0
1960	Bake Turner	25	221	8.8	0
1959	Bake Turner	14	156	11.1	1
1958	Floyd Dellinger	9	50	5.6	0
1957	Floyd Dellinger	16	161	10.6	0
1956	Don Williams	12	151	12.6	1
1955	Jack Kirkpatrick	7	84	12.0	0
1954	Jerry Johnson	8	126	15.7	1
1953	Jack Kirkpatrick	14	144	10.2	0
1952	Don Lewis	22	182	8.3	0
2008	Eric Morris	26	275	10.6	1
2007	Danny Amendola	14	222	15.9	0
2006	Danny Amendola	41	377	9.1	0
2005	Danny Amendola	32	313	9.8	0
2004	Danny Amendola	29	371	12.8	1
2003	Wes Welker	33	385	11.7	2
2002	Wes Welker	57	752	13.2	3
2001	Wes Welker	34	271	8.0	1
2000	Wes Welker	28	353	12.6	2
1999	John Norman	29	342	11.8	1
1998	John Norman	21	171	8.1	0
1997	Dane Johnson	24	278	11.6	2
1996	Clint Robertson	10	87	8.7	0
1995	Dane Johnson	15	214	14.3	1
1994	Dane Johnson	27	313	11.6	1
1993	Matt Dubuc	30	171	5.7	0
1992	Tracy Saul	16	132	8.3	0
1991	Tracy Saul	16	200	12.5	0
1990	Tracy Saul	24	270	11.3	1
1989	Tracy Saul	30	300	10.0	0
1988	Tyrone Thurman	27	280	10.4	1
1987	Tyrone Thurman	35	323	9.2	1
1986	Tyrone Thurman	33	444	13.5	2
1985	Tyrone Thurman	31	419	13.5	0
1984	Bruce Perkins	18	116	6.4	0
1983	Leonard Harris	26	346	13.3	0
1982	Leonard Harris	33	365	11.1	0
1981	Leonard Harris	9	48	5.3	0
1980	Ted Watts	12	79	6.6	0
1979	Ted Watts	21	217	10.3	0
1978	Randy Page	10	42	4.2	0
1977	Mike Patterson	31	224	7.2	0
1976	Mike Patterson	24	179	7.5	0
1975	Brian Nelson	14	104	7.5	0
1974	Selso Ramirez	18	128	7.1	0
1973	Lawrence Williams	8	35	4.4	0



Dane Johnson

KICKOFF RETURN RECORDS

▶▶ GAME

Returns: 6, Ivory McCann vs. Texas (2001)
Yards: 169, Donny Anderson vs. Oklahoma St. (1965)
Yards by Class:
 Freshman: 131, Ivory McCann vs. New Mexico (2001)
 Sophomore: 98, Ivory McCann vs. Ohio State (2002)
 Junior: 132, Rodney Blackshear vs. Texas A&M (1990)
 Senior: 169, Donny Anderson vs. Oklahoma State (1965)
Yards per Return: 60.0, Johnnie Mack vs. SMU (2003); 2-120 yards
Touchdowns: 1, several times; most recently, Vincent Meeks at Oklahoma (2002); 98 yards
100-Yard Returns: 100, Ivory McCann vs. New Mexico (2001), Keith Henderson vs. Houston (1984), Donny Anderson vs. Oklahoma State (1965), Jack Kirkpatrick vs. Tulsa (1953), Jack Kirkpatrick vs. West Texas State (1953)

LONGEST KICKOFF RETURNS

1.	Ivory McCann vs. New Mexico (2001)	100
	Keith Henderson vs. Houston (1984)	100
	Donny Anderson vs. Oklahoma St. (1965)	100
	Jack Kirkpatrick vs. Tulsa (1953)	100
	Jack Kirkpatrick vs. West Texas State (1953)	100
6.	Vincent Meeks at Oklahoma (2002)	98
7.	Frank Graves vs. New Mexico (1951)	97
8.	Herman Bailey vs. Hardin-Simmons (1949)	95
	Lawrence Williams vs. New Mexico (1973)	95
	Dane Johnson vs. Texas (1997)	95



▲ SHANNON WOODS

▶▶ SEASON

Returns: 27, Ivory McCann (2002)
Yards: 621, Rodney Blackshear (1990); 24 returns
Yards by Class:
 Freshman: 606, Ivory McCann (2001)
 Sophomore: 495, Ivory McCann (2002)
 Junior: 621, Rodney Blackshear (1990)
 Senior: 541, Donny Anderson (1965)
Yards per Return: 30.8, Lawrence Williams (1972); 16-493 yards
Touchdowns: 2, Jack Kirkpatrick (1953)

SINGLE-SEASON YARDAGE LEADERS

1.	Rodney Blackshear (1990); 24 returns	621
2.	Ivory McCann (2001); 22 returns	606
3.	Johnnie Mack (2003); 22 returns	546
4.	Donny Anderson (1965); 22 returns	541
5.	Tyrone Thurman (1988); 23 returns	535
6.	Ivory McCann (2002); 27 returns	495
7.	Lawrence Williams (1972); 16 returns	493
8.	Lawrence Williams (1973); 19 returns	491
9.	Jamar Wall (2008); 20 returns	477
10.	Donny Anderson (1963); 18 returns	448
	Dudley McAfee (1989); 20 returns	448

SINGLE-SEASON RETURN LEADERS

1.	Ivory McCann (2002)	27
2.	Rodney Blackshear (1990)	24
3.	Tyrone Thurman (1988)	23
4.	Donny Anderson (1965)	22
	Ivory McCann (2001)	22
	Johnnie Mack (2003)	22
7.	Wayne Walker (1986)	21
	Johnnie Mack (2004)	21
9.	Dudley McAfee (1989)	20
	Jamar Wall (2008)	20

▶▶ CAREER

Returns: 56, Donny Anderson (1963-65)
Yards: 1,309, Donny Anderson (1963-65); 56 returns
Yards per Return: 30.3, Ronnie Rice (1957-59); 19-577 yards
Touchdowns: 2, Jack Kirkpatrick (1952-55)

CAREER YARDAGE LEADERS

1.	Donny Anderson (1963-65); 56 returns	1,309
2.	Lawrence Williams (1972-74); 47 returns	1,268
3.	Ivory McCann (2001-02); 49 returns	1,101
4.	Wayne Walker (1985-88); 51 returns	959
5.	Johnnie Mack (2003-04); 43 returns	955
6.	Rodney Blackshear (1987-91); 37 returns	899
7.	Mike Leinert (1965-67); 40 returns	824
8.	John Norman (1997-00); 37 returns	790
9.	Leonard Harris (1981-83); 34 returns	774
10.	Tyrone Thurman (1985-88); 37 returns	743

CAREER RETURN LEADERS

1.	Donny Anderson (1963-65)	56
2.	Wayne Walker (1985-88)	51
3.	Ivory McCann (2001-02)	49
4.	Lawrence Williams (1972-74)	47
5.	Johnnie Mack (2003-04)	43
6.	Mike Leinert (1965-67)	40
7.	Tyrone Thurman (1985-88)	37
	Rodney Blackshear (1987-91)	37
	John Norman (1997-00)	37
10.	Leonard Harris (1981-83)	34

▶▶ YEARLY LEADERS

Year	Player	Ret	Yards	Avg	TD
1972	Lawrence Williams	16	493	30.8	0
1971	Doug McCutchen	6	122	20.3	0
1970	Danny Hardaway	15	288	19.2	0
1969	John Kleinert	18	349	19.4	0
1968	Lane Wade	19	392	20.6	0
1967	Mike Leinert	18	404	22.4	0
1966	Mike Leinert	18	366	20.3	0
1965	Donny Anderson	22	541	24.6	1
1964	Donny Anderson	16	320	16.0	0
1963	Donny Anderson	17	448	26.4	0
1962	Bill Worley	8	182	22.8	0
1961	Bill Worley	11	221	20.1	0
1960	Dean Byrum	11	198	18.0	0
1959	Mickey Barron	10	223	22.3	0
1958	Ronnie Rice	9	235	26.1	0
1957	Floyd Dellinger	8	177	22.1	0
1956	Don Williams	9	174	19.3	0
1955	Don Schmidt	6	137	22.8	0
1954	Jerry Johnson	4	92	23.0	0
1953	Jack Kirkpatrick	5	255	55.1	2
1952	Don Lewis	14	348	24.9	0
2008	Jamar Wall	20	477	23.9	0
2007	Edward Britton	17	432	25.4	0
2006	Shannon Woods	18	310	17.2	0
2005	Shannon Woods	11	228	20.7	0
2004	Johnnie Mack	21	409	19.5	0
2003	Johnnie Mack	22	546	24.8	0
2002	Ivory McCann	27	495	18.3	0
2001	Ivory McCann	22	606	27.5	1
2000	Wes Welker	17	306	18.0	0
1999	John Norman	19	329	17.3	0
1998	John Norman	15	396	26.4	0
1997	Ricky Williams	11	212	19.3	0
1996	Clint Robertson	9	222	24.7	0
1995	Dane Johnson	10	227	22.7	0
1994	Stacy Mitchell	5	120	24.0	0
1993	Matt Dubuc	12	217	18.1	0
1992	Tracy Saul	10	242	24.2	0
1991	Tracy Saul	9	242	26.9	0
1990	Rodney Blackshear	24	621	25.9	1
1989	Dudley McAfee	20	448	22.4	0
1988	Tyrone Thurman	23	535	23.3	0
1987	Wayne Walker	15	246	16.4	0
1986	Wayne Walker	21	343	16.3	0
1985	Wayne Walker	12	328	17.3	0
1984	Keith Henderson	13	376	28.9	1
1983	Leonard Harris	19	356	18.7	0
1982	Gerald Bean	15	278	18.5	0
1981	Leonard Harris	7	183	26.1	0
1980	Renie Baker	9	164	18.2	0
1979	Jim Hart	12	233	19.4	0
1978	Randy Page	18	284	15.8	0
1977	Brian Nelson	12	269	22.4	0
1976	Brian Nelson	9	150	16.7	0
1975	Billy Taylor	16	273	17.1	0
1974	Lawrence Williams	12	284	23.7	0
1973	Lawrence Williams	19	491	25.8	1



Johnnie Mack

DEFENSE RECORDS

▶▶ GAME

Tackles: 30, Donald Harris vs. Arizona (1988)
Fumble Return for Touchdown: 1, several times; most recently, Darcel McBath vs. Iowa State (2007)
Interceptions: 3, Daniel Charbonnet vs. SMU (2008), Darcel McBath at Kansas (2008)
Interception Return for Touchdown: 1, several times; most recently, Darcel McBath vs. Mississippi (2008)
Longest Fumble Return: 92, Marcus Coleman vs. New Mexico (1995)
Longest Interception Return: 98, Dave Parks vs. Colorado (1962)



▲ DONALD HARRIS



▲ BROCK STRATTON



▲ DARCEL McBATH

▶▶ SEASON

Tackles: 193, Lawrence Flugence (2002)
Tackles for Loss: 24.5, Adell Duckett (2003)
Tackles for Loss Yards: 123, Adell Duckett (2003), Brandon Williams (2008)
Sacks: 14.0, Adell Duckett (2003)
Sack Yards: 104, Brandon Williams (2008)
Fumble Recoveries: 4, Zach Thomas (1995), Paul McClendon (2001), Daniel Charbonnet (2008)
Fumble Returns for Touchdowns: 3, Paul McClendon (2001)
Interceptions: 11, Elmer Tarbox (1938)
Interception Return for Touchdowns: 2, Marcus Coleman (1994), Darcel McBath (2008)
Most Passes Broken Up: 24, Joselio Hanson (2002)
Most Blocked Kicks: 3, Marcus Coleman (1992)

SINGLE-SEASON TACKLE LEADERS

1.	Lawrence Flugence (2002)	193
2.	Brad Hastings (1985)	171
3.	Lawrence Flugence (2000)	156
4.	Michael Johnson (1987)	154
5.	Brad Hastings (1986)	153
	Kevin Curtis (1999)	153
7.	Ryan Aycock (2002)	151
8.	Lawrence Flugence (2001)	145
9.	Brad Hastings (1984)	141
	Donald Harris (1988)	141
	James Mosley (1988)	141

SINGLE-SEASON TACKLES BY POSITION

End – Aaron Hunt (2002)	108
Tackle – Gabe Rivera (1982)	105
Linebacker – Lawrence Flugence (2002)	193
Cornerback – Leonard Jones (1985)	91
Safety – Kevin Curtis (1999)	153

SINGLE-SEASON SACK LEADERS

1.	Adell Duckett (2003)	14.0
2.	Brandon Williams (2008)	13.0
3.	Aaron Hunt (2001)	12.0
4.	Shawn Jackson (1992)	11.0
5.	Calvin Riggs (1986)	10.5
	Montae Reagor (1997)	10.5
7.	Fred Petty (1991)	9.0
	Aaron Hunt (2002)	9.0
	McKinner Dixon (2008)	9.0
10.	Aaron Hunt (2000)	8.0

SINGLE-SEASON INTERCEPTION LEADERS

1.	Elmer Tarbox (1938)	11
2.	John Thompson (1951)	8
	Tracy Saul (1989)	8
	Tracy Saul (1991)	8
5.	Teddy Roberts (1964)	7
	Darcel McBath (2008)	7
7.	Elmer Tarbox (1937)	6
	Tate Randle (1979)	6
	Boyd Cowan (1987)	6
	Bart Thomas (1994)	6
	Ryan Aycock (2003)	6

▶▶ CAREER

Tackles: 500, Lawrence Flugence (1999-02)
Tackles for Loss: 53, Montae Reagor (1995-98)
Tackles for Loss Yards: 205, Montae Reagor (1995-98)
Sacks: 34.0, Aaron Hunt (1999-02)
Sack Yards: 170, Aaron Hunt (1999-02)
Fumble Recoveries: 7, Zach Thomas (1992-95)
Fumble Returns for Touchdowns: 3, Paul McClendon (1998-2001)
Interceptions: 25, Tracy Saul (1989-91)
Interception Returns for Touchdowns: 4, Marcus Coleman (1992-95)

CAREER TACKLE LEADERS

1.	Lawrence Flugence (1999-02)	500
2.	Brad Hastings (1983-86)	480
3.	Kevin Curtis (1998-01)	422
4.	Michael Johnson (1984-87)	393
5.	Zach Thomas (1992-95)	390
6.	Matt Wingo (1988-91)	385
7.	Shawn Banks (1992-95)	365
8.	Ryan Aycock (2000-03)	338
9.	Charles Rowe (1986-89)	329
10.	Tracy Saul (1989-92)	327

CAREER SACK LEADERS

1.	Aaron Hunt (1999-02)	34.0
2.	Adell Duckett (2001-04)	28.0
3.	Montae Reagor (1995-98)	25.5
4.	Brandon Williams (2006-08)	22.5
5.	Keyunta Dawson (2003-06)	19.5
6.	Calvin Riggs (1983-86)	18.5
7.	James Mosley (1985-88)	17.0
	Shawn Jackson (1991-93)	17.0
9.	Gabriel Rivera (1979-82)	14.0
10.	Ronald Byers (1981-84)	13.5
	Tim Crawford (1982-85)	13.5
	Desmond Royal (1985-88)	13.5

CAREER INTERCEPTION LEADERS

1.	Tracy Saul (1989-91)	25
2.	Elmer Tarbox (1936-38)	17
3.	John Thompson (1951-53)	14
	Tate Randle (1978-81)	14
5.	Boyd Cowan (1985-88)	12
	Vincent Meeks (2002-05)	12
	Darcel McBath (2005-08)	12
8.	Ryan Aycock (2000-03)	11
9.	Kevin Curtis (1998-01)	10
10.	Four tied	9



Lawrence Flugence

TEAM RECORDS

►► SCORING

POINTS

Game: 120, Wayland (1925)
 Game since 1950: 80 vs. Sam Houston State (2005)
 Most First-Half Points: 49 vs. Baylor (2001); vs. Sam Houston (2005); vs. Indiana State (2005)
 Most Second-Half Points: 49 vs. Nebraska (2004)
 Most First-Quarter Points: 28 vs. Sam Houston State (2005)
 Most Second-Quarter Points: 35 vs. SMU (1990); vs. Indiana State (2005)
 Most Third-Quarter Points: 28 vs. TCU (2004); vs. Kansas State (2005); vs. Northwestern State (2007)
 Most Fourth-Quarter Points: 28 vs. N.C. State (2002); at Oklahoma State (2003); vs. Nebraska (2004)
 Season – High: 569 (2008)
 Season – Low: 245 (1997)

POINTS PER GAME

Season – High: 43.8 (2008); 569 points in 13 games
 Season – Low: 22.3 (1997); 245 points in 11 games

TOUCHDOWNS

Game: 12 vs. Wayland (1925)
 Game since 1950: 11 vs. Sam Houston State (2005)
 Season – High: 79 (2008)
 Season – Low: 29 (1998)

PATs MADE

Game: 11 vs. Sam Houston State (2005)
 Season – High: 70 (2008)
 Season – Low: 26 (1997)

FIELD GOALS MADE

Game: 4, nine times; most recently vs. Texas (1998)
 Season – High: 19 (1998)
 Season – Low: 7 (1999); 7 (2004); 7 (2008)

FIELD GOALS ATTEMPTED

Season – High: 28 (1998), 19-of-28
 Season – Low: 13 (1999), 7-of-13; 13 (2008), 7-of-13

FIELD GOAL PERCENTAGE

Season: 82.4 (1990); 14-of-17

MISCELLANEOUS

Most Two-Point PATs Made: 5 (1994); 5-of-8 / 5 (2002); 5-of-7
 Most Two-Point PAT Attempts: 8 (1990); 4-of-8 / (1994); 5-of-8
 Largest Deficit Erased: 31 vs. Minnesota (2006 Insight Bowl); also NCAA Bowl Record; trailed 38-7 with 7:47 to play in the third quarter
 Quickest Score into a Game: :17 vs. North Texas (1988); Tolliver 73-yard pass to Walker
 Most Safeties: 3 (1992)

TOP 10 SCORING GAMES

1.	vs. Wayland (1925)	120
2.	vs. Sam Houston State (2005)	80
3.	vs. Trinity (1932)	79
4.	vs. Northwestern State (2007)	75
5.	vs. New Mexico A&M (1953)	71
6.	vs. TCU (2004)	70
	vs. Nebraska (2004)	70
8.	vs. Austin College (1932)	64
9.	vs. UC-Santa Barbara (1970)	63
	vs. TCU (1985)	63
	vs. Arkansas State (1995)	63
	at Baylor (2001)	63
	vs. Indiana State (2005)	63
	at Kansas (2008)	63

►► RUSHING

RUSHES

Game – High: 73 vs. Arizona (1989)
 Game – Low: 7 at Texas (2007)

YARDS

Game – High: 620 vs. Trinity (1939)
 Game – Low: -17 vs. Texas (2004)
 Season – High: 3,342 (1932)
 Season High Since 1950: 2,505 (1989)
 Season – Low: 771 (2007)

TOUCHDOWNS

Game: 12 vs. Wayland (1925), vs. Trinity (1932)
 Game Since 1950: 5 vs. TCU (1977), vs. Rice (1989), vs. Sam Houston State (2005); vs. Texas A&M (2005)
 Season: 30 (1993)

YARDS PER RUSH

Season – High: 7.7 (1989); 581 rush for 2,505 yards
 Season – Low: 3.1 (2007); 246 rush for 771 yards

►► PASSING

ATTEMPTS

Game – High: 78 vs. Iowa State (2003)
 Game – Low: 10 vs. Texas (1997)
 Season – High: 780 (2003)
 Season – Low: 270 (1999)

COMPLETIONS

Game – High: 52 vs. Iowa State (2003)
 Game – Low: 3 vs. Texas (1997)
 Season – High: 544 (2007)
 Season – Low: 119 (1996)

COMPLETION PERCENTAGE

Game – High (min. 20 att.): 85.7 vs. Stephen F. Austin (2001)
 Game – Low (min. 20 att.): 24.0 vs. Missouri (1995); 6-of-25
 Season – High: 71.3 (2007); 544-of-763
 Season – Low: 43.8 (1996)

YARDS

Game – High: 669 vs. Kansas State (2005)
 Game – Low: 42 vs. Rice (1989)
 Season – High: 6,179 (2003)
 Season – Low: 1,723 (1996)

YARDS PER COMPLETION

Game – High: 28.7 vs. Oklahoma (1999); 9259 yards
 Game – Low: 6.6 vs. Kansas State (1997)

TOUCHDOWNS

Game: 8 vs. Texas A&M (2003); at Baylor (2003); vs. Northwestern State (2007)
 Season: 53 (2003)

INTERCEPTIONS THROWN

Game: 5 vs. Rice (1990); vs. Colorado (2003)
 Season – High: 30 (1938)
 Season – Low: 6 (1996, 1997)

TOP 10 PASSING GAMES

1.	vs. Kansas State (2005)	669
2.	at Mississippi (2003)	661
3.	vs. Sam Houston State (2005)	650
4.	at Oklahoma State (2007)	646
5.	vs. Texas A&M (2003)	605
6.	at N.C. State (2003)	586
7.	at Baylor (2003)	580
8.	at Oklahoma State (2003)	553
9.	vs. Eastern Washington (2008)	536
10.	vs. Iowa State (2003)	535



▲ **CODY HODGES** threw for 643 of Texas Tech's single-game record 669 yards against Kansas State in 2005. Hodges' total represents the third-best passing game in school history.

TEAM/MISCELLANEOUS RECORDS

▶▶ TOTAL OFFENSE

PLAYS

Game – High: 111 vs. Iowa State (2003)
 Game – Low: 46 vs. Nebraska (1997)
 Season – High: 1,155 (2002)
 Season – Low: 732 (1997)

YARDS

Game – High: 1,271 vs. Wayland (1925)
 Game High Since 1950: 775 vs. Iowa State (2003)
 Game – Low: 93 vs. Miami (1990)
 Season – High: 7,576 (2003)
 Season – Low: 3,401 (1997)

TOP 10 TOTAL OFFENSE GAMES (SINCE 1950)

1.	vs. Iowa State (2003)	775
2.	vs. Sam Houston State (2005)	770
3.	at Oklahoma State (2007)	718
4.	at Baylor (2003)	716
5.	at Mississippi (2003)	713
6.	vs. TCU (1985)	699
7.	vs. Kansas State (2005)	684
8.	vs. Baylor (2006)	682
9.	at N.C. State (2003)	681
10.	vs. Texas A&M (2003)	669

▶▶ PENALTIES

PENALTIES

Game – High: 18 vs. Eastern Washington (2008)
 Game – Low: 1 vs. Rice (1991), vs. Texas A&M (1992), vs. Arkansas (1988)
 Season – High: 113 (2000) / 113 (2005)
 Season – Low: 28 (1961)

YARDS PENALIZED

Game – High: 183 at Rice (2007)
 Game – Low: 5 vs. Texas A&M (1992), vs. Arkansas (1988)
 Season – High: 1,001 (2005)

▶▶ FIRST DOWNS

FIRST DOWNS

Game – High: 45 vs. Iowa State (2003)
 Game – Low: 6 vs. Kansas State (1997), vs. Nebraska (1997)
 Season – High: 418 (2003)
 Season – Low: 186 (1999)

▶▶ TURNOVERS

TURNOVERS

Game: 8 vs. Rice (1990)
 Season – High: 38 (1990)
 Season – Low: 14 (1997)

FUMBLES

Game: 8 vs. Texas A&M (1991)
 Season – High: 35 (1990)
 Season – Low: 15 (2001)

FUMBLES LOST

Game: 5 vs. New Mexico (1994)
 Season – High: 21 (1990)
 Season – Low: 5 (2000, 2001)

INTERCEPTIONS THROWN

Game: 5 vs. Rice (1990); vs. Colorado (2003); vs. Oklahoma (2003)
 Season – High: 23 (2003)
 Season – Low: 6 (1996, 1997)

TURNOVER MARGIN

Season – High: +12 (1991, 1993, 1997)
 Season – Low: -10 (2002)

▶▶ PUNTING

PUNTS

Game: 39 vs. Centenary (1939)
 Game Since 1950: 14 vs. Kansas State (1996)
 Season – High: 78 (1981)
 Season – Low: 26 (2008)

PUNTING AVERAGE

Game – High: 57.0 vs. Baylor (2004); 3 punts for 171 yards
 Game – Low: 24.4 at Oklahoma (2002); 5 punts for 122 yards
 Season – High: 44.2 (2006)
 Season – Low: 35.6 (2007)

▶▶ PUNT RETURNS

RETURNS

Returns (Game): 22 vs. Centenary (1939)
 Returns (Game Since 1950): 13 vs. Iowa State (1967)
 Returns (Season): 59 (2002)
 Yards (Season): 766 (2002)
 Yards Per Return (Season): 12.9 (2002)
 Touchdowns (Season): 3 (2002)

▶▶ KICK RETURNS

RETURNS

Most Kickoff Returns (Season): 51 (2002)
 Most Kickoff Return Yards (Season): 1,053 (2007)
 Highest Kickoff Return Average (Season): 23.9 (1998)
 Most Kickoff Return Touchdowns (Season): 2 (1953)

▶▶ DEFENSE

RUSH DEFENSE

Fewest Rushing Yards Allowed (Game): -45 vs. Arizona (1933)
 Fewest Rushing Yards Allowed (Modern Era Game Since 1950): -13 vs. SMU (1992)
 Fewest Rushing Yards Allowed (Season): 871 (1932)

PASS DEFENSE

Fewest Passing Yards Allowed (Game): 0 vs. Centenary (1939), vs. Texas A&M (1954), vs. Oklahoma State (1974), vs. Arkansas (1974)
 Fewest Passing Yards Allowed (Season): 1,623 (1994)

TOTAL DEFENSE

Fewest Yards Allowed (Game): 119 vs. Southeastern Louisiana (2006)
 Fewest Yards Allowed (Season): 3,421 (1994)

SACKS

Most Sacks (Game): 8 vs. SMU (1993)
 Most Sacks (Season): 40 (2001)
 Most Yards Lost by Sacks (Game): 61 vs. SMU (1994)
 Most Yards Lost by Sacks (Season): 265 (1997)

TAKEAWAYS

Most Takeaways (Game): 7, Houston (1993); 7, Nebraska (2004)
 Most Takeaways (Season): 35 (1989)
 Most Opponent Fumbles (Game): 8, Baylor (1990)
 Most Opponent Fumbles (Season): 36 (2007)
 Most Opponent Fumbles Lost (Game): 4, Oklahoma State (1990), TCU (1993)
 Most Opponent Fumbles Lost (Season): 16 (1993), (1989)
 Most Interceptions (Game): 6 vs. New Mexico (1946), vs. Rice (1968), vs. Houston (1993)
 Most Interceptions (Season): 30 (1938)
 Most Interception Return Yards (Game): 160 vs. TCU (1990)
 Most Interception Return Yards (Season): 366 (1990)
 Most Interception Returns for Touchdowns (Game): 2 vs. Oklahoma State (2000)
 Most Interception Returns for TDs (Season): 3 (1994, 2001, 2008)

HOME OPENERS (63-18-3)

Year	Opponent	W/L	TT	OPP
2008	Eastern Washington	W	49	24
2007	UTEP	W	45	31
2006	SMU	W	35	3
2005	Florida International	W	56	3
2004	TCU	W	70	35
2003	SMU	W	58	10
2002	Mississippi	W	42	28
2001	New Mexico	W	42	30
2000	New Mexico	W	24	3
1999	North Texas	L	14	21
1998	Texas-El Paso	W	35	3
1997	Southwestern La.	W	59	14
1996	Utah State	W	58	20
1995	Missouri	W	41	14
1994	New Mexico	W	37	31
1993	Pacific	W	55	7
1992	Oklahoma	L	9	34
1991	Cal State Fullerton	W	41	7
1990	Houston	L	35	51
1989	Arizona	W	24	14
1988	North Texas	L	24	29
1987	Colorado State	W	33	24
1986	Kansas State	W	41	7
1985	New Mexico	W	32	31
1984	Texas-Arlington	W	44	7
1983	Texas A&M	W	3	0
1982	Air Force	W	31	30
1981	New Mexico	W	28	21
1980	Texas-El Paso	W	35	7
1979	Southern Cal	L	7	21
1978	Arizona	W	41	26
1977	New Mexico	W	29	14
1976	Colorado	W	24	7
1975	Florida State	W	31	20
1974	Iowa State	W	24	3
1973	Utah	W	29	22
1972	Utah	W	45	2
1971	New Mexico	L	10	13
1970	Tulane	W	21	14
1969	Kansas	W	38	22
1968	Cincinnati	T	10	10
1967	Iowa State	W	52	0
1966	Texas	L	21	31
1965	Kansas	W	26	7
1964	Mississippi State	W	27	7
1963	Washington State	W	16	7
1962	West Texas State	L	27	30
1961	Texas A&M	L	7	38
1960	West Texas State	W	38	14
1959	Oregon State	W	15	14
1958	West Texas State	W	32	7
1957	West Texas State	L	0	19
1956	Texas Western	L	13	17
1955	TCU	L	0	32
1954	West Texas State	W	33	7
1953	West Texas State	W	40	14
1952	West Texas State	W	48	7
1951	West Texas State	W	46	7
1950	Texas	L	14	28
1949	Abilene Christian	W	20	0
1948	West Texas State	W	19	0
1947	West Texas State	W	21	13
1946	West Texas State	W	26	14
1945	Southwestern	W	7	0
1944	Lubbock AAF	L	13	27
1943	Lubbock AAF	W	26	14
1942	West Texas State	W	39	0
1941	Abilene Christian	W	34	0
1940	Loyola of Coast	W	19	0
1939	Gonzaga	L	0	6
1938	Montana State	W	35	0
1937	Arizona State	W	6	0
1936	TCU	W	7	0

MISCELLANEOUS RECORDS

1935	Daniel Baker	W	27	6
1934	Texas	L	6	12
1933	SMU	L	0	14
1932	Panhandle A&M	W	44	0
1931	Colorado Mines	W	46	0
1930	Wayland	L	0	6
1929	Wayland	W	19	0
1928	Schreiner	W	7	0
1927	Panhandle A&M	W	62	0
1926	Schreiner	T	0	0
1925	McMurry	T	0	0

Longest Win Streak: 9 Games (2000-2008)
 Longest Losing Streak: 3 Games (1955-57)

SEASON OPENERS (55-26-3)

Year	Opponent	W/L	TT	OPP
2008	Eastern Washington	W	49	24
2007	at SMU	W	49	9
2006	SMU	W	35	3
2005	Florida International	W	56	3
2004	at SMU	W	27	13
2003	SMU	W	58	10
2002	at Ohio State	L	21	45
2001	New Mexico	W	42	30
2000	New Mexico	W	24	3
1999	at Arizona State	L	13	31
1998	Texas-El Paso	W	35	3
1997	at Tennessee	L	17	52
1996	at Kansas State	L	14	21
1995	at Penn State	L	23	24
1994	New Mexico	W	37	31
1993	Pacific	W	55	7
1992	Oklahoma	L	9	34
1991	Cal State Fullerton	W	41	7
1990	at Ohio State	L	10	17
1989	Arizona	W	24	14
1988	North Texas	L	24	29
1987	at Florida State	L	16	40
1986	Kansas State	W	41	7
1985	New Mexico	W	32	31
1984	Texas-Arlington	W	44	7
1983	at Air Force	L	13	28
1982	at New Mexico	L	0	14
1981	at Colorado	L	27	45
1980	Texas-El Paso	W	35	7
1979	Southern Cal	L	7	21
1978	at Southern Cal	L	9	17
1977	at Baylor	W	17	7
1976	Colorado	W	24	7
1975	Florida State	W	31	20
1974	Iowa State	W	24	3
1973	Utah	W	29	22
1972	Utah	W	45	2
1971	at Tulane	L	9	15
1970	Tulane	W	21	14
1969	Kansas	W	38	22
1968	Cincinnati	T	10	10
1967	Iowa State	W	52	0
1966	at Kansas	W	23	7
1965	Kansas	W	26	7
1964	Mississippi State	W	27	7
1963	Washington State	W	16	7
1962	West Texas State	L	27	30
1961	at Mississippi State	L	0	6
1960	West Texas State	W	38	14
1959	at Texas A&M	W	20	14
1958	at Texas A&M	W	15	14
1957	West Texas State	L	0	19
1956	Texas Western	L	13	17
1955	at Texas	W	20	14
1954	at Texas A&M	W	41	9
1953	West Texas State	W	40	14
1952	West Texas State	W	48	7

1951	West Texas State	W	46	7
1950	Texas	L	14	28
1949	Abilene Christian	W	20	0
1948	West Texas State	W	19	0
1947	at Texas	L	0	33
1946	West Texas State	W	26	14
1945	Southwestern	W	7	0
1944	Lubbock AAF	L	13	27
1943	Lubbock AAF	W	26	14
1942	West Texas State	W	39	0
1941	Abilene Christian	W	34	0
1940	at Oklahoma A&M	T	6	6
1939	at Texas Mines	L	2	7
1938	Montana State	W	35	0
1937	Arizona State	W	6	0
1936	at Texas Wesleyan	W	26	7
1935	at Hardin-Simmons	W	9	0
1934	Texas	L	6	12
1933	SMU	L	0	14
1932	Panhandle A&M	W	44	0
1931	at WT Teachers	W	21	0
1930	Wayland	L	0	6
1929	Wayland	W	19	0
1928	Schreiner	W	7	0
1927	Panhandle A&M	W	62	0
1926	at McMurry	W	7	0
1925	McMurry	T	0	0

Longest Win Streak: 6 Games (1972-77, 2003-2008)
 Longest Losing Streak: 3 Games (twice)

HOME COMING (48-28-3)

Year	Opponent	W/L	TT	OPP
2008	Nebraska	W (ot)	37	31
2007	Iowa State	W	42	17
2006	Missouri	L	21	38
2005	Kansas State	W	59	20
2004	Nebraska	W	70	10
2003	Iowa State	W	52	21
2002	Missouri	W	52	38
2001	Kansas	L (ot)	31	34
2000	Baylor	W	28	0
1999	Colorado	W	31	10
1998	Oklahoma State	W	24	17
1997	Kansas	W	17	7
1996	Baylor	W	45	24
1995	Rice	W	31	26
1994	SMU	W	35	7
1993	Rice	W	45	16
1992	Baylor	W	36	17
1991	TCU	L	16	30
1990	Baylor	L	15	21
1989	Arkansas	L	13	45
1988	Baylor	W	36	6
1987	Arkansas	L	0	31
1986	Baylor	L	14	45
1985	TCU	W	63	7
1984	Baylor	L	9	18
1983	Rice	W	14	3
1982	Baylor	L	23	24
1981	TCU	T	39	39
1980	SMU	W	14	0
1979	TCU	T	3	3
1978	Baylor	W	27	9
1977	TCU	W	49	17
1976	SMU	W	34	7
1975	Rice	W	28	24
1974	TCU	W	28	0
1973	SMU	W	31	14
1972	TCU	L	7	31
1971	Rice	L	7	9
1970	SMU	W	14	10
1969	Rice	W	24	14
1968	SMU	L	18	39

1967	Rice	W	24	10
1966	SMU	L	7	24
1965	Rice	W	27	0
1964	Arkansas	L	0	17
1963	Rice	L	3	17
1962	SMU	L	0	14
1961	Rice	L	7	42
1960	SMU	W	28	7
1959	Houston	W	27	0
1958	Arkansas	L	8	14
1957	Tulsa	L	0	3
1956	Oklahoma A&M	T	13	13
1955	Arizona	W	25	7
1954	Tulsa	W	55	13
1953	Arizona	W	52	27
1952	Houston	L	7	20
1951	Arizona	W	41	0
1950	Tulsa	L	7	39
1949	Baylor	L	7	28
1948	Rice	L	7	14
1947	Hardin-Simmons	W	14	6
1946	Baylor	W	13	6
1945	TCU	W	12	0
1944	SMU	L	6	7
1943	N. Tex. Agr. (Marines)	L	14	34
1942	TCU	W	13	6
1941	Creighton	W	13	6
1940	Wake Forest	W	12	7
1939	Marquette	L	19	22
1938	Gonzaga	W	7	0
1937	Duquesne	W	13	0
1936	Centenary	W	12	6
1935	Arizona	L	6	7
1934	DePaul	W	48	19
1933	Hardin-Simmons	W	7	0
1932	Baylor	W	14	2
1931	New Mexico	W	32	6
1930	Hardin-Simmons	L	6	20

Longest Win Streak: 9 Games (1992-00)

TEXAS TECH ON TELEVISION

The Texas Tech Red Raiders have made 182 television appearances since their first appearance at the Gator Bowl on Jan. 1, 1954. The most televised games for the Red Raiders was 10 during the 1996 season.

Date	Opponent	TV
2008	Mississippi	FOX
2008	at Oklahoma	ABC
2008	Oklahoma State	ABC
2008	Texas	ABC
2008	at Kansas	ESPN
2008	at Texas A&M	FSN
2008	Nebraska	FSN
2008	at Kansas State	ABC
2008	SMU	FSN
2007	Virginia	CBS
2007	Oklahoma	ABC
2007	at Texas	ABC
2007	Colorado	ABC
2007	at Missouri	ABC
2007	Texas A&M	ABC
2007	at Oklahoma State	FSN
2007	at Rice	FSN
2007	at SMU	ESPN
2006	Minnesota	NFL
2006	at Oklahoma	FSN
2006	Baylor	FSN
2006	Texas	TBS
2006	Missouri	TBS
2006	at Texas A&M	ABC
2006	at TCU	OLN
2006	UTEP	CSTV
2005	Alabama	FOX

MISCELLANEOUS RECORDS

2005	Oklahoma	FSN
2005	Texas A&M	FSN
2005	at Baylor	FSN
2005	at Texas	ABC
2005	Kansas State	ABC
2005	at Nebraska	TBS
2004	TCU	FSN
2004	at Kansas	FSN
2004	at Oklahoma	FSN
2004	Nebraska	TBS
2004	Texas	TBS
2004	at Kansas State	FSN
2004	at Texas A&M	ABC
2004	Oklahoma State	ABC
2004	California	ESPN
2003	at N.C. State	ESPN2
2003	Texas A&M	FSN
2003	at Oklahoma State	ABC
2003	at Missouri	FSN
2003	Colorado	FSN
2003	at Texas	FSN
2003	Oklahoma	ABC
2003	Navy	ESPN
2002	at Ohio State	ABC
2002	Mississippi	ABC
2002	N.C. State	FSN
2002	at New Mexico	ESPN2
2002	at Iowa State	TBS
2002	at Colorado	FSN
2002	Texas	ABC
2002	at Oklahoma	TBS
2002	vs. Clemson	ESPN
2001	at Texas	FSN
2001	at Nebraska	FSN
2001	Texas A&M	FSN
2001	Oklahoma	ABC
2001	Iowa (Alamo)	ESPN
2000	New Mexico	FSN
2000	at Texas A&M	FSN
2000	Nebraska	FSN
2000	at Kansas State	FSN
2000	Texas	FSN
2000	at Oklahoma	ABC
2000	vs. East Carolina	ESPN2
1999	at Arizona State	FSN
1999	Texas A&M	FSN
1999	Colorado	ABC
1999	at Texas	FSN
1999	Oklahoma	FSN
1998	at Iowa State	FSN
1998	Oklahoma State	FSN
1998	at Colorado	FSN
1998	at Texas A&M	ABC
1998	at Texas	FSN
1998	Mississippi	ESPN
1997	at Tennessee	ESPN
1997	Kansas State	FSN
1997	at Texas	FSN
1996	at Kansas State	ABC
1996	Oklahoma St.	FSN
1996	at Georgia	ESPN2
1996	Baylor	PPV
1996	at Kansas	PPV
1996	Nebraska	ABC
1996	at Texas A&M	FSN
1996	Texas	FSN
1996	at Oklahoma	ABC
1996	Iowa	ESPN
1995	Southern Cal.	NBC
1995	at Penn State	ABC
1995	at Baylor	ABC
1995	at Texas	ESPN
1995	TCU	Raycom
1995	Texas A&M	PPV
1995	at Houston	Raycom

1995	Air Force	ESPN
1994	Nebraska	ESPN
1994	at Rice	Raycom
1994	Texas	Raycom
1994	Houston	Raycom
1994	at TCU	ABC
1993	at Baylor	Raycom
1993	Texas A&M	ABC
1993	at Texas	Raycom
1993	TCU	Raycom
1993	Oklahoma	CBS
1992	Oklahoma	ESPN
1992	at Oregon	Raycom
1992	at Texas A&M	Raycom
1992	Texas	Raycom
1991	Texas A&M	Raycom
1991	at Texas	Raycom
1991	Arkansas	Raycom
1991	at Houston	Raycom
1990	at Ohio State	ABC
1990	Houston	ESPN
1990	Miami	Raycom
1990	Texas	Raycom
1989	New Mexico	Raycom
1989	at Baylor	Raycom
1989	Texas A&M	Raycom
1989	TCU	Raycom
1989	Duke	ESPN
1988	at Arkansas	Raycom
1988	at Rice	Raycom
1988	Texas	Raycom
1987	at Baylor	Raycom
1987	Texas A&M	Raycom
1987	TCU	FSN
1986	Baylor	Raycom
1986	Texas	Raycom
1986	Mississippi	Mizlou
1985	at Baylor	Raycom
1985	Rice	Raycom
1985	at Texas	Raycom

1985	at SMU	Raycom
1984	at Texas A&M	Raycom
1984	at Rice	Raycom
1983	at Air Force	ABC
1983	at Baylor	ABC
1982	at Texas A&M	CBS
1980	North Carolina	ABC
1980	Texas	ESPN
1980	Houston	ESPN
1979	at Arizona	ABC
1979	at Houston	ABC
1977	Arkansas	ABC
1977	Florida St.	Mizlou
1976	Houston	ABC
1976	Nebraska	TVS
1975	Baylor	ABC
1974	Texas	ABC
1974	at Texas A&M	ABC
1974	Vanderbilt	Mizlou
1973	New Mexico	ABC
1973	Baylor	ABC
1973	Tennessee	ABC
1972	TCU	ABC
1972	North Carolina	CBS
1971	at Arizona	ABC
1971	at SMU	ABC
1970	Georgia Tech	CBS
1969	at SMU	ABC
1969	at Arkansas	ABC
1968	at Rice	ABC
1967	at Arkansas	ABC
1965	at Arkansas	NBC
1965	Georgia Tech	ABC
1964	at Rice	NBC
1964	Georgia	NBC
1958	Baylor	NBC
1956	at Baylor	NBC
1955	TCU	NBC
1954	Auburn	CBS



YEAR-BY-YEAR OFFENSIVE STATISTICS

►► SCORING				►► RUSHING				►► PASSING				►► TOTAL OFFENSE			
Year	Pts	Gms	Avg	Year	Yds	Gms	Avg	Year	Yds	Gms	Avg	Year	Yds	Gms	Avg
1950	222	11	20.2	1950	990	11	90.0	1950	2,793	11	253.9	1950	3,783	11	343.9
1951	276	10	27.6	1951	N/A			1951	N/A			1951	N/A		
1952	233	11	21.2	1952	2,468	11	224.4	1952	1,037	11	94.3	1952	3,507	11	318.8
1953	428	11	38.9	1953	3,172	11	288.4	1953	969	11	88.1	1953	4,441	11	376.5
1954	367	10	36.7	1954	3,164	10	316.4	1954	1,059	10	105.9	1954	4,243	10	424.3
1955	188	10	18.8	1955	2,195	10	219.5	1955	762	10	76.2	1955	2,957	10	295.7
1956	117	10	11.7	1956	1,818	10	181.8	1956	625	10	62.5	1956	2,443	10	244.3
1957	120	10	12.0	1957	2,052	10	205.2	1957	1,096	10	109.6	1957	2,018	10	301.8
1958	126	10	12.6	1958	1,317	10	131.7	1958	866	10	86.6	1958	2,183	10	218.3
1959	137	10	13.9	1959	1,015	10	101.5	1959	1,156	10	115.6	1959	2,171	10	217.1
1960	148	10	14.8	1960	1,349	10	134.9	1960	796	10	79.6	1960	2,145	10	214.5
1961	94	10	9.4	1961	1,720	10	172.0	1961	801	10	80.1	1961	2,521	10	251.1
1962	83	10	8.3	1962	1,269	10	126.9	1962	850	10	85.0	1962	2,119	10	211.9
1963	147	10	14.7	1963	1,416	10	141.6	1963	1,052	10	105.2	1963	2,468	10	246.8
1964	166	10	16.6	1964	2,049	10	204.9	1964	921	10	92.1	1964	2,970	10	297.0
1965	257	10	25.7	1965	1,289	10	128.9	1965	2,126	10	212.6	1965	3,415	10	341.5
1966	181	10	18.1	1966	1,481	10	148.1	1966	1,623	10	162.3	1966	3,104	10	310.4
1967	217	10	21.7	1967	2,444	10	244.4	1967	971	10	97.1	1967	3,421	10	342.1
1968	255	10	25.5	1968	1,857	10	185.7	1968	1,375	10	137.5	1968	3,232	10	323.2
1969	212	10	21.2	1969	1,246	10	124.6	1969	1,539	10	153.9	1969	2,775	10	277.5
1970	123	11	11.8	1970	2,659	11	241.7	1970	986	11	89.6	1970	3,645	11	331.4
1971				1971	1,880	11	221.6	1971	1,015	11	92.3	1971	2,895	11	263.2
1972	254	11	23.1	1972	2,885	11	262.3	1972	1,669	11	151.7	1972	4,054	11	368.5
1973	314	11	28.6	1973	2,763	11	251.2	1973	1,158	11	105.3	1973	3,921	11	356.4
1974	187	11	17.0	1974	2,432	11	221.1	1974	800	11	72.7	1974	3,232	11	293.8
1975	272	11	24.7	1975	N/A			1975	N/A			1975	N/A		
1976	312	11	28.4	1976	2,562	11	232.9	1976	1,611	11	146.5	1976	4,173	11	379.4
1977	282	11	25.6	1977	2,311	11	210.1	1977	1,116	11	101.5	1977	3,427	11	311.5
1978	246	11	22.4	1978	2,438	11	221.6	1978	1,363	11	123.9	1978	3,801	11	345.5
1979	141	11	12.8	1979	2,208	11	200.7	1979	998	11	90.7	1979	3,206	11	291.5
1980	178	11	16.2	1980	1,662	11	151.1	1980	1,490	11	135.5	1980	3,152	11	286.5
1981	198	11	18.0	1981	1,394	11	126.7	1981	1,711	11	155.5	1981	3,105	11	282.3
1982	157	11	14.3	1982	1,779	11	161.7	1982	1,258	11	114.4	1982	3,037	11	276.1
1983	160	11	14.5	1983	N/A			1983	N/A			1983	N/A		
1984	200	11	18.2	1984	1,718	11	156.2	1984	1,220	11	110.9	1984	2,938	11	267.1
1985	249	11	22.6	1985	1,955	11	177.7	1985	1,622	11	147.5	1985	3,577	11	325.2
1986	254	11	23.1	1986	1,940	11	177.7	1986	2,068	11	188.0	1986	4,008	11	364.4
1987	315	11	28.6	1987	2,274	11	206.7	1987	2,119	11	192.6	1987	4,393	11	399.4
1988	328	11	29.8	1988	1,547	11	140.6	1988	2,917	11	265.2	1988	4,464	11	405.8
1989	311	11	28.3	1989	2,505	11	227.7	1989	1,634	11	148.5	1989	4,139	11	376.3
1990	322	11	29.3	1990	1,384	11	125.8	1990	2,766	11	251.5	1990	4,150	11	377.3
1991	315	11	28.6	1991	1,701	11	154.6	1991	2,523	11	229.4	1991	4,224	11	384.0
1992	287	11	26.1	1992	2,348	11	213.5	1992	2,661	11	241.9	1992	4,660	11	423.6
1993	409	11	37.2	1993	2,313	11	210.3	1993	2,914	11	264.9	1993	5,227	11	475.2
1994	299	11	27.2	1994	1,725	11	156.8	1994	2,099	11	190.8	1994	3,810	11	346.4
1995	330	11	30.0	1995	2,258	11	205.3	1995	1,987	11	180.6	1995	4,245	11	385.9
1996	323	11	29.4	1996	3,005	11	273.2	1996	1,723	11	156.6	1996	4,728	11	429.8
1997	221	11	20.1	1997	1,654	11	150.4	1997	1,747	11	158.8	1997	3,401	11	309.2
1998	297	11	27.0	1998	2,219	11	201.7	1998	2,230	11	202.7	1998	4,449	11	404.5
1999	253	11	23.0	1999	1,644	11	149.5	1999	1,929	11	175.4	1999	3,573	11	324.8
2000	303	12	25.3	2000	797	12	66.4	2000	3,554	12	296.2	2000	4,351	12	362.6
2001	386	11	35.1	2001	894	11	81.3	2001	3,710	11	337.3	2001	4,604	11	418.5
2002	537	14	38.4	2002	1,391	14	99.4	2002	5,444	14	388.9	2002	6,835	14	488.2
2003	552	13	42.5	2003	1,397	13	107.5	2003	6,179	13	475.3	2003	7,576	13	582.8
2004	434	12	36.2	2004	1,104	12	92.0	2004	4,796	12	399.7	2004	5,900	12	491.7
2005	473	12	39.4	2005	1,284	12	107.0	2005	4,666	12	388.8	2005	5,950	12	495.8
2006	422	13	32.5	2006	1,031	13	79.3	2006	4,803	13	369.5	2006	5,834	13	448.8
2007	532	13	40.9	2007	771	13	59.3	2007	6,114	13	470.3	2007	6,885	13	529.6
2008	569	13	43.8	2008	1,532	13	117.8	2008	5,371	13	413.2	2008	6,903	13	531.0
Season High: 43.8 (2008) Season Low: 8.3 (1962)				Season High: 273.2 (1996) Season Low: 59.3 (2007)				Season High: 475.3 (2003) Season Low: 72.7 (1974)				Season High: 582.8 (2003) Season Low: 211.9 (1962)			

YEAR-BY-YEAR DEFENSIVE STATISTICS

►► SCORING				►► RUSHING				►► PASSING				►► TOTAL OFFENSE			
Year	Pts	Gms	Avg	Year	Yds	Gms	Avg	Year	Yds	Gms	Avg	Year	Yds	Gms	Avg
1950	241	11	21.9	1950	2,538	11	230.7	1950	1,245	11	113.2	1950	3,783	11	343.9
1951	155	10	15.5	1951	N/A			1951	N/A			1951	N/A		
1952	239	11	21.7	1952	2,501	11	227.4	1952	1,127	11	102.5	1952	3,615	11	328.6
1953	154	11	14.0	1953	1,601	11	145.5	1953	983	11	89.4	1953	2,584	11	234.9
1954	157	10	15.7	1954	1,803	10	180.3	1954	868	10	86.8	1954	2,671	10	267.1
1955	145	10	14.5	1955	1,970	10	197.0	1955	929	10	92.9	1955	2,889	10	288.9
1956	216	10	21.6	1956	2,401	10	240.1	1956	769	10	76.9	1956	3,170	10	317.0
1957	190	10	19.0	1957	1,971	10	197.1	1957	976	10	97.6	1957	3,067	10	306.7
1958	163	10	16.3	1958	1,804	10	180.4	1958	1,291	10	129.1	1958	3,095	10	309.5
1959	159	10	16.3	1959	1,923	10	192.3	1959	906	10	90.6	1959	2,829	10	282.9
1960	182	10	18.2	1960	1,821	10	182.1	1960	1,206	10	120.6	1960	3,027	10	302.7
1961	201	10	20.1	1961	2,027	10	202.7	1961	1,029	10	102.9	1961	3,056	10	305.6
1962	250	10	25.0	1962	2,203	10	220.3	1962	1,041	10	104.1	1962	3,224	10	322.4
1963	178	10	17.8	1963	1,790	10	179.0	1963	1,078	10	107.8	1963	2,948	10	294.8
1964	113	10	11.3	1964	1,156	10	115.6	1964	1,106	10	110.6	1964	2,262	10	226.2
1965	197	10	19.7	1965	1,672	10	167.2	1965	1,464	10	146.4	1965	3,136	10	313.6
1966	216	10	21.6	1966	1,855	10	185.5	1966	1,487	10	148.7	1966	3,342	10	334.2
1967	165	10	16.5	1967	1,356	10	135.6	1967	1,773	10	177.3	1967	3,129	10	312.9
1968	241	10	24.1	1968	1,471	10	147.1	1968	1,668	10	166.8	1968	3,139	10	313.9
1969	207	10	20.7	1969	1,743	10	174.3	1969	1,321	10	132.1	1969	3,064	10	306.4
1970	148	11	13.5	1970	1,912	11	173.8	1970	1,213	11	110.3	1970	3,125	11	284.1
1971	138	11	12.5	1971	2,140	11	194.6	1971	661	11	60.1	1971	2,801	11	254.6
1972	156	11	14.2	1972	2,142	11	194.7	1972	1,417	11	128.8	1972	3,558	11	323.5
1973	168	11	15.3	1973	2,055	11	186.8	1973	1,360	11	123.6	1973	3,415	11	310.5
1974	152	11	13.8	1974	2,275	11	206.8	1974	796	11	72.4	1974	3,071	11	279.2
1975	251	11	22.8	1975	N/A			1975	N/A			1975	N/A		
1976	179	12	16.3	1976	1,683	11	153.0	1976	1,602	11	145.6	1976	3,285	11	298.6
1977	206	12	18.7	1977	1,554	11	141.3	1977	1,413	11	128.5	1977	2,967	11	269.7
1978	268	11	24.4	1978	2,429	11	220.8	1978	1,769	11	160.8	1978	4,198	11	381.6
1979	182	11	16.5	1979	2,132	11	193.8	1979	1,455	11	132.3	1979	3,587	11	326.1
1980	188	11	17.1	1980	1,865	11	169.6	1980	1,366	11	124.2	1980	3,231	11	293.7
1981	298	11	27.1	1981	2,322	11	211.1	1981	2,022	11	183.8	1981	4,344	11	394.9
1982	234	11	21.3	1982	2,232	11	202.9	1982	1,562	11	142.0	1982	3,794	11	344.9
1983	253	11	23.0	1983	N/A			1983	N/A			1983	N/A		
1984	212	11	19.3	1984	2,010	11	182.7	1984	1,263	11	114.8	1984	3,273	11	297.5
1985	240	11	21.8	1985	2,622	11	238.4	1985	1,204	11	109.5	1985	3,826	11	347.8
1986	248	11	22.5	1986	1,618	11	147.1	1986	2,435	11	221.4	1986	4,053	11	367.5
1987	254	11	23.1	1987	1,667	11	151.6	1987	2,100	11	190.9	1987	3,767	11	342.5
1988	332	11	30.2	1988	2,614	11	237.6	1988	2,213	11	201.2	1988	4,827	11	438.8
1989	260	11	23.6	1989	1,481	11	134.6	1989	2,879	11	261.7	1989	4,360	11	396.4
1990	356	11	32.4	1990	2,083	11	189.7	1990	2,541	11	231.0	1990	4,624	11	420.4
1991	272	11	24.7	1991	2,109	11	191.7	1991	2,420	11	220.0	1991	4,529	11	411.7
1992	332	11	30.2	1992	2,497	11	227.0	1992	2,438	11	242.3	1992	4,598	11	418.0
1993	294	11	26.7	1993	1,829	11	166.3	1993	2,542	11	231.1	1993	4,371	11	397.4
1994	191	11	17.4	1994	1,798	11	163.4	1994	1,623	11	147.6	1994	3,421	11	311.0
1995	206	11	18.7	1995	1,615	11	146.8	1995	2,020	11	256.4	1995	3,635	11	330.5
1996	205	11	18.6	1996	1,561	11	141.9	1996	2,262	11	205.6	1996	3,823	11	347.6
1997	241	11	21.9	1997	1,511	11	137.4	1997	2,038	11	185.3	1997	3,549	11	322.6
1998	214	11	19.5	1998	1,308	11	118.9	1998	1,827	11	166.1	1998	3,135	11	285.0
1999	282	11	25.6	1999	1,598	11	145.3	1999	2,142	11	194.7	1999	3,740	11	340.0
2000	238	12	19.8	2000	1,879	12	156.6	2000	1,969	12	164.1	2000	3,848	12	320.7
2001	262	11	23.8	2001	1,894	11	172.2	2001	2,083	11	189.4	2001	3,977	11	361.5
2002	439	14	31.4	2002	2,295	14	163.9	2002	3,354	14	239.6	2002	5,649	14	403.5
2003	442	13	34.0	2003	2,562	13	197.1	2003	3,332	13	256.3	2003	5,894	13	453.4
2004	314	12	26.2	2004	2,114	12	176.2	2004	2,176	12	181.3	2004	4,290	12	357.5
2005	226	12	18.8	2005	1,865	12	155.4	2005	2,165	12	180.4	2005	4,030	12	335.8
2006	326	13	25.1	2006	1,964	13	151.1	2006	2,371	13	182.4	2006	4,335	13	333.5
2007	337	13	25.9	2007	2,301	13	177.0	2007	2,449	13	188.4	2007	4,750	13	365.4
2008	362	13	27.8	2008	1,825	13	140.4	2008	3,149	13	242.2	2008	4,974	13	382.6
Season High: 34.0 (2003) Season Low: 11.3 (1964)				Season High: 240.1 (1956) Season Low: 115.6 (1964)				Season High: 256.4 (1995) Season Low: 60.1 (1971)				Season High: 453.4 (2003) Season Low: 226.2 (1964)			

YEAR-BY-YEAR TEAM OFFENSIVE TOTALS

Year	G	1st Dwns	Rush Att	Rush Yds	Rush TD	Pass Cmp	Pass Att	Pass Yds	Pct	Pass TD	Int	Total Plays	Total Off	Punt	Punt Avg	Total Points	Punt Ret	Kick Ret
2008	13	358	317	1,532	28	465	662	5,371	70.2	47	10	979	6,903	26	35.7	569	283	999
2007	13	358	246	771	18	544	763	6,114	71.3	51	15	1,009	6,885	30	41.0	532	474	1,053
2006	13	310	219	1,031	13	438	656	4,803	66.8	39	11	875	5,834	44	44.2	422	377	587
2005	12	322	308	1,284	25	391	588	4,666	66.5	34	12	896	5,950	50	42.0	473	414	466
2004	12	322	293	1,104	23	426	651	4,796	65.4	34	18	944	5,900	39	42.2	434	424	596
2003	13	418	308	1,681	20	506	780	6,179	64.9	53	23	1,088	7,576	29	41.5	552	391	861
2002	14	380	385	1,391	15	515	770	5,444	66.9	50	15	1,155	6,835	49	38.1	537	766	914
2001	12	249	261	1,166	15	391	570	3,710	68.6	27	11	831	4,604	45	38.8	386	332	715
2000	13	247	304	797	10	373	614	3,554	60.7	21	18	918	4,351	65	38.5	303	386	518
1999	11	186	466	1,644	17	130	270	1,929	48.1	13	12	736	3,573	73	38.3	253	431	714
1998	12	243	535	2,219	17	151	286	2,230	52.8	15	10	821	4,449	57	36.7	297	225	598
1997	11	197	455	1,654	16	142	277	1,747	51.3	7	6	732	3,401	67	39.9	245	349	741
1996	11	242	572	3,005	27	119	272	1,723	43.8	11	6	844	4,728	63	40.3	323	191	409
1995	12	219	500	2,622	22	142	295	1,987	48.1	15	7	795	4,245	69	40.7	330	357	511
1994	12	220	487	2,089	16	163	330	2,099	49.4	14	8	818	3,810	72	38.9	298	467	292
1993	12	278	502	2,614	30	219	351	2,914	62.1	21	7	853	5,227	55	42.1	409	195	488
1992	11	243	492	2,348	15	193	380	2,661	50.7	19	14	872	4,660	55	41.4	287	178	605
1991	11	224	459	2,031	21	180	352	2,523	51.1	14	8	811	4,224	55	45.9	315	232	605
1990	11	229	473	1,964	20	182	360	2,766	50.6	15	17	833	4,150	56	36.5	322	302	934
1989	12	228	581	2,897	27	120	213	1,634	56.3	13	12	794	4,139	56	40.6	311	316	812
1988	11	216	404	1,852	19	194	364	2,917	53.3	20	11	768	4,464	56	41.6	328	280	874
1987	11	227	512	2,494	28	156	291	2,119	53.6	10	15	803	4,393	47	37.0	315	381	627
1986	12	216	437	2,144	17	173	414	2,068	41.8	8	20	851	4,008	62	36.8	254	478	566
1985	11	103	516	2,282	22	113	256	1,622	44.1	10	11	772	3,577	68	39.3	249	458	651
1984	11	162	501	2,164	11	107	211	1,220	50.7	9	9	718	2,938	65	39.3	200	263	705
1983	11	178	522	2,398	--	113	236	1,278	47.9	5	19	758	3,301	70	38.3	160	344	679
1982	11	178	532	2,167	--	125	263	1,258	47.5	8	13	795	3,037	79	39.9	157	400	571
1981	11	184	464	1,940	--	134	318	1,711	42.1	8	18	782	3,105	81	43.4	198	107	611
1980	11	190	544	2,119	--	118	241	1,490	49.0	9	13	785	3,152	75	41.4	178	115	311
1979	11	184	578	2,545	--	85	184	998	46.2	7	16	762	3,206	71	41.5	141	236	346
1978	11	187	583	2,707	--	89	195	1,363	45.6	9	10	777	3,801	71	44.1	246	112	480
1977	12	228	620	2,803	--	98	183	1,116	53.5	7	9	803	3,427	64	38.2	282	259	478
1976	12	237	581	2,872	--	97	170	1,611	57.0	9	9	751	4,173	46	39.3	336	232	262
1975	11	233	635	3,161	--	102	197	1,450	51.8	7	10	832	4,403	40	37.5	272	139	590
1974	12	177	593	2,733	--	65	134	800	48.5	7	10	727	3,232	69	39.2	187	194	499
1973	12	206	621	2,969	--	82	146	1,158	56.2	11	6	357	2,072	64	38.2	314	102	542
1972	12	222	597	3,293	--	89	176	1,169	60.6	7	7	773	4,054	57	34.5	282	166	683
1971	11	167	531	2,143	--	95	217	1,015	43.8	3	20	748	2,895	79	39.0	131	390	444
1970	12	213	635	2,907	--	87	159	986	54.1	9	11	793	3,645	61	37.5	222	343	437
1969	10	160	480	1,603	--	123	271	1,539	45.4	8	21	751	2,775	74	39.1	212	385	669
1968	10	194	547	2,195	--	109	237	1,375	45.9	13	17	784	3,232	63	39.7	255	447	662
1967	10	187	558	2,641	--	81	198	977	40.9	5	15	756	3,421	62	38.1	217	430	508
1966	10	174	401	1,730	--	133	297	1,632	44.7	9	16	698	3,104	58	39.9	181	127	663
1965	11	183	409	1,539	--	173	291	2,126	59.4	18	16	700	3,415	43	38.5	257	230	722
1964	11	155	528	2,271	--	77	140	921	55.0	7	9	668	2,970	56	36.9	166	231	445
1963	10	129	433	1,639	--	82	173	1,052	47.9	10	15	606	2,468	52	37.6	147	328	716
1962	10	111	393	1,506	--	72	162	850	44.4	2	18	555	2,119	61	35.3	83	251	795
1961	10	147	507	1,917	--	65	149	801	46.6	1	10	656	2,521	62	36.4	94	179	537
1960	10	121	403	2,051	--	63	144	796	43.7	7	14	541	2,145	55	48.5	148	283	610
1959	10	112	349	1,230	--	90	197	1,156	45.6	7	17	546	2,171	64	38.2	139	293	560
1958	10	113	414	1,521	--	83	168	866	49.0	8	10	581	2,183	72	34.7	126	300	623
1957	10	155	536	2,429	--	68	159	976	43.0	5	12	695	3,018	55	37.1	120	281	635
1956	10	--	488	2,082	--	49	136	625	36.0	2	13	624	2,443	68	37.6	117	219	781
1955	11	--	545	2,547	--	51	119	762	43.0	4	8	664	2,957	58	35.8	188	353	483
1954	10	--	562	3,403	--	49	115	1,059	43.0	10	9	667	4,243	43	34.7	367	303	680
1953	12	192	567	3,442	--	56	127	969	44.0	11	11	694	4,141	54	33.5	428	500	618
1952	11	182	--	2,501	--	86	185	1,127	--	--	14	--	3,615	--	33.0	233	--	--

YEAR-BY-YEAR TEAM DEFENSIVE TOTALS

Year	G	1st Downs	Rush Att	Rush Yds	Rush TD	Pass Cmp	Pass Att	Pass Yds	Pct	Pass TD	Int	Total Plays	Total Off	Punt	Punt Avg	Total Points	Punt Ret	Kick Ret
2008	13	282	457	1,825	23	275	434	3,149	63.4	19	18	891	4,974	47	42.8	362	167	1,491
2007	13	270	577	2,301	18	223	406	2,449	54.9	21	10	983	4,750	70	42.0	337	120	1,357
2006	13	253	511	1,964	17	213	365	2,371	58.4	19	11	876	4,335	67	42.0	326	136	788
2005	12	234	469	1,865	15	208	378	2,165	55.0	12	12	847	4,030	68	40.5	226	342	833
2004	12	245	489	2,114	24	195	381	2,176	51.2	13	11	870	4,290	65	41.8	314	133	942
2003	13	294	543	2,562	33	235	410	3,332	57.3	20	16	953	5,894	51	40.5	442	113	1,181
2002	14	290	548	2,295	29	263	472	3,354	55.7	26	16	1,020	5,649	77	41.3	439	303	1,447
2001	12	219	465	1,894	16	391	570	2,083	68.6	17	18	831	3,977	62	40.5	281	209	1,005
2000	13	225	495	1,879	20	177	343	1,969	51.6	7	15	838	3,848	73	41.4	279	245	714
1999	11	199	448	1,598	20	179	332	2,142	53.9	8	11	780	3,740	64	38.4	282	240	700
1998	11	156	454	1,308	11	125	256	1,827	48.8	10	10	710	3,135	71	42.5	255	262	819
1997	11	208	467	1,511	11	159	298	2,038	53.4	15	13	765	3,549	63	41.3	241	163	489
1996	11	202	417	1,977	14	152	341	2,262	44.6	9	14	758	3,823	70	43.3	232	243	548
1995	12	189	458	1,928	9	153	372	2,020	41.1	14	15	830	3,635	81	41.5	247	180	865
1994	12	180	493	1,798	16	122	283	1,623	43.1	8	17	776	3,421	74	40.9	246	80	835
1993	12	245	458	1,829	20	202	364	2,542	55.5	18	14	752	4,371	59	41.2	335	366	874
1992	11	237	496	2,160	21	181	322	2,438	56.2	15	13	818	4,598	56	40.0	332	234	548
1991	11	249	514	2,109	16	180	347	2,420	52.2	18	14	861	4,529	57	38.8	272	295	548
1990	11	259	518	2,083	23	191	382	2,541	50.0	20	15	900	4,624	57	41.2	356	219	925
1989	12	223	424	1,481	18	214	391	2,879	54.7	13	19	815	4,360	57	40.5	281	63	505
1988	11	256	582	2,614	30	177	319	2,213	55.5	11	12	901	4,827	52	42.9	332	251	622
1987	11	201	463	2,065	14	156	284	2,100	54.9	13	16	747	3,767	68	38.2	266	125	696
1986	12	204	506	1,618	10	158	319	2,435	49.5	17	18	825	4,053	72	43.5	268	178	598
1985	11	194	630	2,622	19	87	184	1,204	47.3	6	9	814	3,826	70	41.9	240	204	410
1984	11	181	589	2,010	14	89	198	1,263	44.9	9	12	787	3,273	60	42.3	212	197	439
1983	11	204	559	2,043	--	118	212	1,869	55.7	5	7	771	3,912	61	43.3	253	94	400
1982	11	199	566	2,232	--	109	227	1,565	48.0	10	15	793	3,794	73	40.8	234	261	368
1981	11	228	570	2,322	--	141	272	2,022	51.8	16	10	842	4,344	63	39.9	298	586	420
1980	11	172	540	1,865	--	110	223	1,366	49.3	9	15	763	3,231	70	38.0	188	311	209
1979	11	199	517	2,132	--	108	221	1,455	48.9	12	18	738	3,587	67	39.4	182	350	452
1978	11	220	542	2,429	--	123	231	1,769	53.2	9	21	773	4,198	55	40.5	268	482	731
1977	12	179	492	1,554	--	92	200	1,413	46.1	16	13	676	2,967	70	39.7	246	123	489
1976	12	205	520	1,683	--	120	226	1,602	53.1	12	21	746	3,285	62	39.4	206	39	542
1975	11	181	563	2,442	--	92	188	1,270	48.9	9	7	751	3,712	55	39.5	251	40	510
1974	12	167	570	2,275	--	63	174	796	36.2	6	16	744	3,071	64	40.3	152	98	410
1973	12	195	531	2,055	--	100	209	1,360	47.8	4	16	740	3,415	58	38.2	168	64	740
1972	12	195	578	2,142	--	94	206	1,417	45.6	7	15	784	3,559	54	40.6	188	129	1,028
1971	11	155	599	2,140	--	55	144	661	37.4	2	14	746	2,801	79	37.3	134	331	465
1970	12	187	516	1,912	--	104	226	1,213	46.0	6	16	742	3,125	62	37.5	165	218	747
1969	10	156	498	1,743	--	105	222	1,321	47.3	9	16	720	3,064	78	28.5	240	277	742
1968	10	167	440	1,471	--	130	286	1,668	45.5	10	18	726	3,139	71	39.0	241	95	584
1967	10	158	429	1,256	--	120	856	1,773	46.9	14	19	686	3,129	70	41.7	165	150	424
1966	10	183	497	1,855	--	124	226	1,487	54.8	10	16	723	3,342	57	38.0	216	65	486
1965	11	159	408	1,672	--	97	205	1,464	47.3	9	14	660	3,136	52	37.4	191	74	994
1964	11	126	417	1,156	--	89	200	1,106	44.5	4	12	615	2,262	55	38.2	120	190	--
1963	10	180	415	1,790	--	93	193	1,078	48.6	5	13	608	2,948	48	39.3	178	204	661
1962	10	185	549	2,203	--	89	161	1,041	55.3	9	7	710	3,244	50	38.6	250	152	531
1961	10	158	471	2,027	--	79	157	1,029	50.3	8	10	628	3,056	52	35.7	201	219	352
1960	10	193	518	1,821	--	75	159	1,206	47.1	14	17	676	3,027	48	35.9	182	272	554
1959	10	156	542	1,923	--	69	146	906	47.2	6	15	708	2,829	61	37.1	159	222	445
1958	10	168	519	1,804	--	103	197	1,291	52.0	8	14	581	3,095	60	34.4	163	300	490
1957	10	147	504	1,971	--	81	169	1,096	48.0	11	8	659	3,067	66	35.2	190	353	539
1956	10	--	549	2,411	--	46	117	769	39.0	8	12	666	3,170	52	34.7	216	440	319
1955	11	--	484	1,970	--	71	167	929	43.0	8	7	631	2,899	60	34.6	145	268	558
1954	10	--	471	1,803	--	69	161	868	42.0	3	11	630	2,671	53	33.2	157	330	896
1953	12	129	504	1,601	--	84	179	989	46.0	7	9	--	2,584	83	33.8	154	214	995
1952	11	182	--	2,501	--	86	185	1,127	46.5	--	14	--	3,615	--	--	239	--	--

NCAA RECORDS

► INDIVIDUAL

DANNY AMENDOLA (2004-07)

Receiving – Most Passes Caught by Two Players, Same Team (Michael Crabtree [134] and Danny Amendola [109], 2007)
 Receiving – Two or More Players, Same Team, Each Gaining 1,000 Yards, Season (Michael Crabtree [1,961] and Danny Amendola [1,245], 2007 – tied with 23 other duos)
 Receiving – Three or More Players, Same Team, Each Catching 60 Passes or More, Season (Michael Crabtree [134], Danny Amendola [109] and Eric Morris [75], 2007)

CHARLIE CALHOUN (1937-39)

Punting – Most Punts, Game (36 vs. Centenary, 1939)
 Punting – Most Yards, Game (1,318 vs. Centenary, 1939)

MICHAEL CRABTREE (2007-08)

Receiving – Most Passes Caught by a Freshman (134, 2007)
 Receiving – Most Yards Gained by a Freshman (1,962, 2007)
 Receiving – Most Yards Gained per Game by a Freshman (150.9, 2007)
 Receiving – Most Games Gaining 100 Yards or More (11, 2007; tied with Aaron Turner, Pacific, 1991)
 Receiving – Most TD Passes Caught by a Freshman (22, 2007)
 Receiving – Most Passes Caught by Two Players, Same Team (Michael Crabtree [134] and Danny Amendola [109], 2007)
 Receiving – Two or More Players, Same Team, Each Gaining 1,000 Yards, Season (Michael Crabtree [1,961] and Danny Amendola [1,245], 2007 – tied with 23 other duos)
 Receiving – Three or More Players, Same Team, Each Catching 60 Passes or More, Season (Michael Crabtree [134], Danny Amendola [109] and Eric Morris [75], 2007); (Michael Crabtree [97], Detron Lewis [76] and Eric Morris [74], 2008)

LAWRENCE FLUGENCE (1999-02)

Defensive Records – Single-Season Tackles (193, 2002)
 Defensive Records – Single-Season Solo Tackles (124, 2002)

GRAHAM HARRELL (2005-08)

Passing – Most Passes Attempted, Two Years (1,339, 2007-08)
 Passing – Most Passes Attempted, Three Years (1,956, 2006-08)
 Passing – Most Passes Attempted, Career (2,015, 2005-08)
 Passing – Most Passes Completed, Season (512, 2007)
 Passing – Most Passes Completed, Two Years (954, 2007-08)
 Passing – Most Passes Completed, Three Years (1,366, 2006-08)
 Passing – Most Passes Completed, Career (1,403, 2005-08)
 Passing – Most Passes Completed per Game, Season (39.4, 2007)
 Passing – Most Yards Gained, Two Years (10,816, 2007-08)
 Passing – Most Yards Gained, Three Years (15,371, 2006-08)
 Passing – Most Games Gaining 400 Yards or More (11, 2007)
 Passing – Lowest % of Passes Intercepted, Career (1.68%, 2005-08)



▲ **MICHAEL CRABTREE** rewrote the NCAA record book for freshman receivers when he grabbed 134 receptions for 1,962 yards and 22 touchdowns – all NCAA records – in 2007.

Passing – Most Consecutive Games Gaining 200 Yards, Career (39, 2006-08)
 #Passing – Most Games Gaining 200 Yards, Season (13, 2006, 2007, 2008)
 #Total Offense – Most Seasons Gaining 2,500 Yards (3, 2006-08)
 #Total Offense – Most Seasons Gaining 3,000 Yards (3, 2006-08)
 #Total Offense – Most Games Gaining 300 or More Yards, Season (13, 2008)

TAUREAN HENDERSON (2002-2005)

Receiving – Most Passes Caught by a Running Back (304, 2002-05)

MILTON HILL (1938-40)

Punt Returns – Most Punt Returns, Game (20 vs. Centenary, 1939)

KLIFF KINGSBURY (1999-02)

Total Offense – Most Plays, Season (814, 2002)
 Total Offense – Most Plays, Two Years (1,409, 2001-02)
 Total Offense – Most Plays, Three Years (2,072, 2000-02)
 Total Offense – Most Plays, Career (2,156, 1999-02)
 Total Offense – Plays per Game, Career (50.1, 1999-02)
 #Total Offense – Most Seasons Gaining 2,500 Yards (3, 2000-02)
 #Total Offense – Most Seasons Gaining 3,000 Yards (3, 2000-02)
 Passing – Highest Percentage of Passes Completed, Game (83.05%, 49-of-59 vs. Texas A&M, 2002)
 #Passing – Most Games Gaining 200 Yards, Season (13, 2002)

PAUL MCCLENDON (1998-01)

Defensive Records – Touchdown Scored by Fumble/Interception, Game (scored on 6-yard fumble return and 50-yard interception return vs. North Texas, 2001)

ERIC MORRIS (2005-08)

Receiving – Three or More Players, Same Team, Each Catching 60 Passes or More, Season (Michael Crabtree [134], Danny Amendola [109] and Eric Morris [75], 2007); (Michael Crabtree [97], Detron Lewis [76] and Eric Morris [74], 2008)

B.J. SYMONS (2000-03)

Total Offense – Most Yards, Season (5,976, 2003)
 Total Offense – Most Yards Gained Over Three Games (1,799, 618 at N.C. State; 681 at Mississippi; 500 vs. Texas A&M)
 Total Offense – Most Yards Gained Over Four Games (2,238, 618 at N.C. State; 681 at Mississippi; 500 vs. Texas A&M; 529 vs. Iowa State)
 Total Offense – Most Games Gaining 400 or More Yards, Season (11, 2003)
 Total Offense – Most Consecutive Games Gaining 400 or More Yards, Season (9, 2003)
 Total Offense – Most Touchdowns Responsible For, Season (57, 2003)
 Total Offense – Most Points Responsible For, Season (348, 2003)
 Passing – Most Pass Attempts, Season (719, 2003)
 Passing – Most Yards Gained, Season (5,833, 2003)
 Passing – Most Yards Gained Over Four Games (2,239 – 586 at N.C. State; 661 at Mississippi; 505 vs. Texas A&M; 487 vs. Iowa State)
 #Passing – Most Game Gaining 200 or More Yards, Season (13, 2003)
 Passing – Most Consecutive Games Gaining 200 or More Yards, Season (13, 2003)


ALEX TRILICA (2004-07)

PATs – Most Attempted by Kicking, Career (233; tied with Shaun Suisham, Bowling Green, 2001-04)
 PATs – Most Made by Kicking, Career (233)
 PATs – Most Extra Points Made without a Miss, Career (233)
 PATs – Highest Percentage of PATs Made, Career (100%; tied with seven others)

WES WELKER (2000-03)

Punt Returns – Most Punt Returns, Season (57, 2002)
 Punt Returns – Most Yards, Career (1,761, 2000-03)
 #Punt Returns – Most Touchdowns, Career (8, 2000-03)

(# denotes tied record)



▲ **KLIFF KINGSBURY**, the inaugural quarterback in Mike Leach's potent offense, was the first Texas Tech quarterback to firmly make his mark on the NCAA record book. Red Raider quarterbacks have become a mainstay in the publication ever since.

► TEAM

First Downs – Most First Downs, Game (45 vs. Iowa State – 2003)
 First Downs – Most First Downs per Game, Season (32.2 – 2003)
 First Downs – Most Passing First Downs per Game, Season (23.5 – 2003)
 Passing – Most Yards Gained, Season (6,179 – 2003)
 Passing – Most Passes Completed per Game, Season (41.8, 2007)
 Punting – Most Punts, Both Teams, Game (77 – Tech [39] vs. Centenary [38] – 1939 / The game was played in a heavy downpour in Shreveport, La. Forty-two punts were returned, 19 went out of bounds, 10 were downed, one went into the endzone for a touchback, four were blocked and one was fair caught. Sixty-seven occurred on first down plays, including 22 consecutively in the third and fourth quarters. The game was a scoreless tie.)
 Punt Returns – Most Punt Returns, Game (22 vs. Centenary – 1939)
 Punt Returns – Most Punt Returns, Both Teams, Game (42 – Tech [22] vs. Centenary [20] – 1939)
 Punting – Most Punts, Game (39 vs. Centenary – 1939)
 Receiving – Two Players, Same Team, 1,000 Yards (Carlos Francis [1,177 yards]; Wes Welker [1,099 yards]; Nehemiah Glover [1,081 yards]) NOTE: Texas Tech is the first team in NCAA history to produce three 1,000-yard receivers in the same season.
 Receiving – Four Players, Same Team, 60 Receptions (Wes Welker [97]; Mickey Peters [78]; Taurean Henderson [78]; Nehemiah Glover [77]; Carlos Francis [75]) NOTE: Texas Tech is the first team in NCAA history to produce five players with 60 receptions in the same season.
 Rushing – Fewest Rushes, Both Teams, Game (28 – Tech [10] vs. Centenary [18] – 1939)
 Rushing Defense – Fewest Rushes Allowed, Game (5 vs. Houston – 1989)
 Total Offense – Fewest Plays, Game (12 vs. Centenary – 1939)
 Total Offense – Fewest Plays, Both Teams, Game (33 – Tech [12] vs. Centenary [21] – 1939)
 Total Offense – Fewest Yards Gained, Both Teams, Game (30 – Tech [-1] vs. Centenary [31] – 1939)
 Total Offense – Most Yards Gained, Season (7,576 – 2003)

JONES AT&T STADIUM



NAME: Originally named Jones Stadium for former Texas Tech president Clifford Jones and his wife, Audrey, the name was altered prior to the 2000 season to Jones SBC Stadium, for Southwestern Bell Communications, which donated \$20 million to the renovation project. The name was altered again during the spring to reflect the purchase of SBC by AT&T.

CAPACITY: 53,744

STADIUM RECORD ATTENDANCE: 56,333
– Texas Tech vs. Texas (Nov. 1, 2008)

FIRST GAME AT JONES AT&T STADIUM: Nov. 29, 1947; Texas Tech vs. Hardin-Simmons

FIRST GAME ON ARTIFICIAL TURF: Sept. 12, 1970; Texas Tech vs. Tulane

FIRST GAME ON FIELDTURF: Sept. 2, 2006; Texas Tech vs. SMU

TEXAS TECH SUCCESS AT JONES AT&T STADIUM: In 62 seasons, the Red Raiders are 318-153-13 at home.

CONSECUTIVE HOME GAMES WITHOUT A LOSS AT JONES AT&T STADIUM: 11, beginning Nov. 6, 2004, with a 42-17 win over Baylor and ending Oct. 7, 2006, with a 38-21 loss to Missouri.

WINNING SEASONS: Texas Tech has had 50 winning or non-losing seasons in 62 years at Jones AT&T Stadium. The last team to go undefeated at home was the 2008 squad with a record of 7-0.

GAME ATTENDANCE (since 1959)

Season	Gms	Average	High	Opponent
2008	7	53,625	56,333	Texas
2007	6	51,911	55,491	Texas A&M
2006	6	50,874	56,158	Texas
2005	7	50,972	55,755	Texas A&M
2004	5	52,823	55,413	Texas
2003	6	49,608	53,135	Oklahoma
2002	6	43,126	52,047	Texas
2001	6	46,101	52,649	Texas A&M
2000	8	42,215	53,027	Texas
1999	5	45,894	53,513	Texas A&M
1998	6	43,256	50,647	Texas

1997	6	41,906	50,513	Texas A&M
1996	5	45,317	51,344	Nebraska
1995	5	39,218	51,205	Texas A&M
1994	6	32,032	45,591	Texas
1993	5	33,318	50,748	Texas A&M
1992	6	39,735	50,741	Texas
1991	6	37,905	50,577	Texas A&M
1990	5	43,476	50,276	Texas
1989	6	37,983	50,743	Texas A&M
1988	5	35,803	49,682	Texas
1987	7	31,132	42,625	Texas A&M
1986	6	37,719	44,820	Texas
1985	6	36,392	50,148	Texas A&M
1984	6	36,839	50,722	Texas
1983	6	39,459	52,109	Texas A&M
1982	5	43,311	52,041	Texas
1981	6	41,398	50,081	Texas A&M
1980	7	41,578	50,132	Texas
1979	6	46,083	52,991	USC
1978	5	45,286	54,012	Texas
1977	5	43,557	55,008	Texas A&M
1976	6	43,366	54,187	Texas
1975	6	39,584	52,254	Texas A&M
1974	6	41,738	51,082	Texas
1973	6	39,412	50,102	Texas A&M
1972	6	38,876	52,187	Texas
1971	5	36,914	44,380	Texas A&M
1970	6	44,476	53,124	Texas
1969	5	39,150	49,000	Texas A&M
1968	6	43,199	50,352	SMU
1967	5	40,978	48,240	Texas A&M
1966	6	34,708	48,155	Texas
1965	7	35,979	45,619	Baylor
1964	6	37,155	47,100	Texas
1963	6	32,333	38,000	Texas A&M
1962	5	28,473	42,000	Texas
1961	6	22,583	38,500	Texas A&M
1960	6	19,475	32,000	SMU
1959	4	17,116	23,000	TCU

TOP 10 ATTENDANCE FIGURES

Attend	Game	Season
56,333	Tech vs. Texas	2008
56,168	Tech vs. Texas	2006
55,755	Tech vs. Texas A&M	2005
55,491	Tech vs. Texas A&M	2007
55,413	Tech vs. Texas	2004
55,038	Tech vs. Oklahoma	2007
55,008	Tech vs. Texas A&M	1977
54,187	Tech vs. Texas	1976
54,012	Tech vs. Texas	1978
53,513	Tech vs. Texas A&M	1999

HOME WIN-LOSS RECORDS

Season	Gms	W	L	T
2008	7	7	0	0
2007	6	5	1	0
2006	6	4	2	0
2005	7	7	0	0
2004	5	4	1	0
2003	6	5	1	0
2002	6	5	1	0
2001	6	4	2	0
2000	8	6	2	0
1999	5	4	1	0
1998	6	5	1	0
1997	6	3	3	0
1996	6	4	2	0
1995	5	5	0	0
1994	8	6	2	0
1993	6	4	2	0
1992	6	4	2	0
1991	6	3	3	0
1990	5	1	4	0
1989	6	5	1	0
1988	5	3	2	0
1987	6	5	1	0
1986	6	4	2	0
1985	6	3	3	0
1984	6	2	4	0
1983	6	2	3	1
1982	5	1	4	0
1981	6	1	4	1
1980	7	4	3	0
1979	6	3	2	1
1978	5	4	1	0
1977	5	3	2	0
1976	6	5	1	0
1975	6	5	1	0
1974	6	5	1	0
1973	6	6	0	0
1972	6	3	3	0
1971	5	3	2	0
1970	6	4	2	0
1969	5	4	1	0
1968	6	3	2	1
1967	5	3	2	0
1966	6	2	4	0
1965	7	7	0	0
1964	7	4	3	0
1963	6	3	3	0
1962	5	1	4	0
1961	6	4	2	0
1960	6	3	3	0
1959	4	3	1	0

1958	4	2	2	0
1957	5	1	4	0
1956	5	1	3	1
1955	5	4	1	0
1954	5	4	0	1
1953	6	5	1	0
1952	6	2	4	0
1951	4	4	0	0
1950	7	2	5	0
1949	6	5	1	0
1948	5	4	1	0
1947	6	4	2	0
1946	5	5	0	0
1945	6	3	2	1
1944	6	1	5	0
1943	4	2	2	0
1942	5	2	2	1
1941	6	6	0	0
1940	5	5	0	0
1939	6	4	2	0
1938	6	6	0	0
1937	6	5	1	0
1936	6	4	2	0
1935	6	4	2	0
1934	7	5	1	1
1933	6	5	1	0
1932	9	7	2	0
1931	3	3	0	0
1930	6	3	3	0
1929	5	1	3	1
1928	4	2	2	0
1927	7	5	2	0
1926	5	4	0	1
1925	6	4	0	2

GAME RECORDS

Most Home Games, Season: 9 games (1932)
 Most Home Games, Season (Since 1950): 8 (1994, 2000)
 Most Home Wins, Season: 7 games (1965, 2005, 2008)
 Most Home Losses, Season: 5 games (1944, 1950)
 Most Home Losses, Season (Since 1950): 4 games (1952, 1957, 1962, 1966, 1981, 1982, 1984, 1990)
 Most Home Ties, Season: 2 (1925)
 Most Home Ties, Season (Since 1950): 1 game (1954, 1956, 1968, 1979, 1981, 1983)
 Undefeated Home Seasons: 14 (Last: 2008)
 Longest Home Winning Streak: 13 (1939-42); before Jones AT&T Stadium
 Longest Home Losing Streak: 6 (1943-44)

SINGLE GAME

Most Points: 120 vs. Wayland (1925)
 Most Points (Since 1950): 80 vs. Sam Houston State (2005)
 Most Opponent Points: 61, Miami (Fla.) (1986)
 Most Combined Points: 120 (Texas Tech 120, Wayland 0 – 1925)
 Most Combined Points (Since 1950): 105 (Tech 70, TCU 35 – 2004)
 Widest Margin of Victory: 120 (Tech vs. Wayland – 1925)
 Widest Margin of Victory (Since 1950): 71-0 vs. New Mexico A&M (1953)

MISCELLANEOUS

Win-Lost Record: 318-153-13
 Last Tie Game: vs. TCU, 10-10 (1983)

SEASON

Most Points: 367 (2005)
 Fewest Points: 20 (1928)