

# UC DAVIS FOOTBALL

INFORMATION GUIDE



# 2010 UC DAVIS FOOTBALL

SEPT 3	AT OREGON	2PM
<b>SEPT 10</b>	<b>SOUTHERN OREGON</b>	<b>6PM</b>
SEPT 17	AT WYOMING	1PM
<b>SEPT 24</b>	<b>WEBER STATE*</b>	<b>6PM</b>
OCT 1	AT EASTERN WASHINGTON*	1PM
OCT 8	AT SOUTHERN UTAH*	5PM
<b>OCT 15</b>	<b>NORTHERN COLORADO*#</b>	<b>4PM</b>
OCT 22	AT CAL POLY*	6:05PM
<b>NOV 5</b>	<b>PORTLAND STATE*</b>	<b>4PM</b>
NOV 12	AT MONTANA STATE*	12:30PM
<b>NOV 19</b>	<b>SACRAMENTO STATE**</b>	<b>TBA</b>

\*BIG SKY CONFERENCE GAME  
#HOMECOMING GAME  
\*3RD CAUSEWAY CLASSIC  
ALL TIMES PACIFIC & SUBJECT TO CHANGE





# 2016 UC DAVIS FOOTBALL RECORD BOOK

## PROGRAM INFO

2016 Quick Facts .....	2
2016 Roster .....	3-4
Coaching Staff .....	5
Meet The Aggies .....	6-20
Pronunciation Guide .....	20

## 2015 REVIEW

Team Statistics .....	21
Individual Statistics .....	22-23
Game-by-Game Team Stats .....	24
Game-by-Game Red Zone .....	24
Big Sky Conference Recap .....	25-27
Game-by-Game Capsules .....	28-33

## HISTORY

2016 Opponent Series Histories .....	34-35
Series Records .....	36
Postseason History & Records .....	37
Year-by-Year Records .....	38-39
Attendance Records .....	39
Year-by-Year Scores .....	40-44
Biggest Wins & Losses .....	45
Year-by-Year Team Statistics (1960-Present) .....	46-47

## AGGIE RECORD BOOK

Individual Records .....	48-50
Team Records .....	51
Top Single-Game Performances .....	52-55
Individual Season Top 10 Lists .....	56-57
Team Season Top 10 Lists .....	58-59
Career Top 10 Lists .....	60-62
Longest Plays .....	63
Last Time It Happened .....	64

## HONOR ROLL

First-Team All-Americans .....	65
First-Team All-Conference Honorees .....	66-67
Additional Award Winners .....	68
All-Time Captains .....	69
Aggies in Postseason All-Star Games .....	69
Team Awards .....	70-71
Aggies in the Pros .....	72
Cal Aggie Athletic Hall of Fame .....	73
All-Time Letterwinners .....	74-82

## MEDIA OUTLETS

### NEWSPAPERS

**Davis Enterprise**  
P.O. Box 1470  
Davis, CA 95617  
**Phone:** 530/756-0803 x259  
**FAX:** 530/756-1668

**Sacramento Bee**  
2100 Q Street  
Sacramento, CA 95814  
**Phone:** 800/950-1400  
**FAX:** 916/326-5503

**Woodland Daily Democrat**  
711 Main Street  
Woodland, CA 95695  
**Phone:** 530/406-6236  
**FAX:** 530/406-6262

### California Aggie (campus paper)

25 Lower Freeborn Hall  
One Shields Avenue  
Davis, CA 95616  
**Phone:** 530/752-9888  
**FAX:** 530/752-0355

### Vacaville Reporter

Box 1509  
Vacaville, CA 95688  
**Phone:** 707/448-6401  
**FAX:** 707/447-8411

### RADIO

**KHTK 1140 AM**  
5244 Madison Blvd.  
Sacramento, CA 95815  
**Phone:** 916/923-9200  
**FAX:** 916/646-3418

### KFBK 1530 AM

1440 Ethan Way, Suite 200  
Sacramento, CA 95818  
**Phone:** 916/924-3901  
**FAX:** 916/921-5555

### KDVS 90.3 FM (campus station)

14 Lower Freeborn Hall  
One Shields Avenue  
Davis, CA 95616  
**Phone:** 530/752-0728  
**FAX:** 530/752-8548

### TELEVISION

**KCRA Channel 3 (NBC)**  
3 Television Circle  
Sacramento, CA 95814  
**Phone:** 916/325-3294  
**FAX:** 916/441-4050

### KXTV Channel 10 (ABC)

400 Broadway  
Sacramento, CA 95801  
**Phone:** 916/321-3333  
**FAX:** 916/447-6107

### KOVR Channel 13 (CBS)

2713 KOVR Drive  
Sacramento, CA 95605  
**Phone:** 916/374-1335  
**FAX:** 916/374-1304

### KTXL Channel 40 (Fox)

4655 Fruitridge Road  
Sacramento, CA 95820  
**Phone:** 916/454-4548  
**FAX:** 916/739-0559

### KUVS Channel 19 (Univision)

1710 Arden Way  
Sacramento, CA 95815  
**Phone:** 916/614-1974

### WIRE SERVICES

**Associated Press (Sacramento)**  
1215 K Street, Suite 960  
Sacramento, CA 95814-3946  
**Phone:** 916/448-9555  
**FAX:** 916/446-2756

**Associated Press (S.F.)**  
303 Second Street, Suite 680 North  
San Francisco, CA 94107  
**Phone:** 415/495-1708  
**FAX:** 415/495-4967

**PA SportsTicker**  
55 Reality Drive, Suite 200  
Cheshire, CT 06410  
**Phone:** 800/367-8935  
**FAX:** 800/336-0383

# 2016 QUICK FACTS

**School** University of California, Davis (UC Davis)  
**Address** One Shields Avenue / Davis, CA 95616  
**Established/Founded** 1905/1908  
**Enrollment** 35,186  
**Nickname** Aggies  
**Colors** Yale Blue & Gold  
**National Affiliation** NCAA Division I FCS  
**Conference** Big Sky Conference (first year in 2012)  
**Home Site** Aggie Stadium (10,849)  
**Surface** Artificial (Shaw Sports Turf)

**Chancellor (Acting)** Dr. Ralph Hexter (Harvard '74)  
**Director of Athletics** Kevin Blue (Stanford '05)  
**Deputy Athletics Director** Rocko DeLuca (Colorado '99)  
**Associate Athletics A.D.**  
 Business Operations: Mike Bazemore (Sam Houston State '82)  
 Performance Services: Josh Flushman (UC Davis '00)

**Assistant A.D.s**  
 Communications: Mike Robles (Cal Poly '88)  
 Compliance & Intercollegiate Services/  
 Interim SWA: Katherine Zedonis (California '99)  
 Facilities: Matt Blankenheim (UC Davis '04)  
 Equipment Operations: Robert Jones (Carson-Newman '84)  
 Marketing & Promotions: Scott Brayton (UC Davis '94)

**Faculty Athletic Rep.** Dr. Scott Carrell (Air Force '95)  
**Director of Sports Medicine** Tina Tubbs (Humboldt State '00)  
**Director of Academic Services** Michelle Roppeau (Carleton)

**Head Coach** Ron Gould (Oregon '88)  
**Best Time To Call** Contact Athletics Communications  
**Career Record** 9-25 (4th year)  
**Record at UC Davis** Same

**Director of Football Operations** Cody Tescher  
**Office Phone** (626) 806-6584

**Assistant Coaches:**  
 Kevin Daft (off. coord., QB's); David Braun (def. line); Paul Creighton (tight ends, recruiting coord.), Bert Watts (def. coordinator, safeties); Wes Nurse (cornerbacks), Jim Chapin (running backs), Pat McCann (receivers), Tim Keane (offensive line), Bryant Haines (linebackers).

**Additional Staff:**  
 John Gomes (def. quality control), Anthony Soto (off. quality control); John Krasinski (strength and conditioning), Timothy Ornelas (video).

**SID Contact** Mike Robles (Cal Poly '88)  
**Email** merobles@ucdavis.edu  
**Office Phone** (530) 752-3680  
**Office FAX** (530) 752-3664  
**Cell Phone** (530) 979-1747  
**Assistant AD - Athletics Comm.** Mike Robles  
**Assistant Directors** Mark Honbo, Eric Bankston, Jason Spencer  
**Press Box Phone** (530) 752-9367  
**Web Address** <http://www.ucdavisaggies.com>  
**Mailing Address** Hickey Gym, Room 264  
 One Shields Ave.  
 Davis, CA 95616  
**Overnight Mailing Address** Same except Room 110 instead of Room 264  
**Flagship Radio Station** KHTK (1140 AM)  
**Affiliated Station** KDVS (90.3 FM)  
**Internet Audio/Live Stats** <http://www.ucdavisaggies.com>

**2015 Record** 2-9, 2-6 (11th)  
**Final National Ranking** None  
**Highest National Ranking** None  
**2015 Postseason** None

**Letterwinners Returning/Lost** 48/18

## Starters Returning - Offense (10)

QB Ben Scott (6-3, 200, Sr.)  
 RB Manusamoa Luuga (5-10, 195, Sr.)  
 FB Derek Baljeu (6-0, 240, Jr.)  
 LG Alex Hames (6-3, 275, Sr.)  
 C Kevin Gavigan (6-3, 275, Sr.)  
 RG Julian Bertero (6-7, 305, Jr.)  
 RT Christian Schneider (6-6, 290, Sr.)  
 TE Nehemiah Winston (6-5, 257, Sr.)  
 WR Ramon Vargas (6-3, 185, Sr.)  
 WR Chris Martin (6-1, 185, Sr.)

## Starters Returning - Defense (8)

DT Inoke Raikadroka (6-0, 285, Sr.)  
 DE Zak Pettit (6-4, 255, Sr.)  
 LB Brady Stibi (6-2, 230, Sr.)  
 LB Xavier Griggs (6-1, 225, Jr.)  
 CB Vincent White (5-10, 175, So.)  
 FS Zach Jones (6-0, 205, Sr.)  
 SS Darryl Graham (5-11, 180, Jr.)  
 CB Patrick Wells (5-11, 185, Sr.)

## Starters Returning - Special Teams (5)

P Colby Wadman (6-1, 200, Sr.)  
 Hold Colby Wadman (6-1, 200, Sr.)  
 KO Eric Kreitz (6-1, 185, Sr.)  
 KR Joshua Kelley (5-11, 200, So.)  
 KR Chris Martin (6-1, 175, Sr.)  
 PR Chris Martin (6-1, 175, Sr.)  
 Snap Grant Hilton (6-1, 200, Sr.)

## Starters Lost - Offense (1)

LT Parker Smith (6-4, 290, exhausted eligibility)

## Starters Lost - Defense (3)

DE Walter Earnest (6-1, 260, exhausted eligibility)  
 DT Kyle DeVaughn (5-11, 285, exhausted eligibility)  
 LB Travon Brooks (6-3, 240, exhausted eligibility)

## Starters Lost - Special Teams (1)

PK Brady Stuart (5-11, 163, exhausted eligibility)



# 2016 NUMERICAL ROSTER

No	Name	Pos	Ht	Wt	Yr	Hometown	School(s)	Major
1	Ramon VARGAS	WR	6-3	191	Sr.	Huntington Beach, Calif.	Huntington HS '12	International Relations
2	Delvin ALEXANDER	CB	6-1	205	Sr.	San Diego, Calif.	Mira Mesa HS '12	American Studies
3	Keelan DOSS	WR	6-3	206	So.	Alameda, Calif.	Alameda HS '14	Organizational Studies
4	Corey COLLINS	WR	5-8	160	Sr.	Los Angeles, Calif.	Mt. SAC/Cantwell Sacred Heart of Mary HS '12	Human Development
5	Isiah OLAVE	CB	5-10	190	Jr.	San Ysidro, Calif.	Eastlake HS '14	International Relations
6	Luke WILLIAMS	WR	6-2	205	Sr.	Monrovia, Calif.	Monrovia HS '12	Communication
7	Brandyn LEE	WR	6-0	190	So.	West Hills, Calif.	Chaminade HS '15	Managerial Economics
8	Keleen CULBERSON	S	5-11	205	Sr.	Corona, Calif.	Santiago HS '12	Managerial Economics
8	C.J. SPENCER	QB	6-2	205	So.	Sacramento, Calif.	Inderkum HS	Biochemistry & Molecular Biology
9	Chris MARTIN	WR	6-1	185	Sr.	Chula Vista, Calif.	Otay Ranch HS '13	Organizational Studies
10	Manusamoa LUUGA	RB	5-9	215	Sr.	Long Beach, Calif.	Long Beach Poly HS '13	Community & Regional Development
10	Brandon WEAVER	DL	6-3	240	Jr.	Vacaville, Calif.	Justin-Siena HS '13	Mechanical Engineering
11	Nas ANESI	LB	6-2	225	RFr.	Carson, Calif.	St. John Bosco HS '15	Natural Sciences
11	Jared HARRELL	WR	6-2	200	Fr.	Los Angeles, Calif.	St. John Bosco HS '16	Exploratory
12	Brock DALE	QB	6-0	195	Jr.	Greenbrae, Calif.	Long Beach City College/Lakewood HS '12	Economics
13	Ben SCOTT	QB	6-3	203	Sr.	Vacaville, Calif.	Vanden HS '12	History
14	Nico HILLIER	QB	6-3	205	Fr.	Arcadia, Calif.	Arcadia HS '16	Exploratory
15	Colby WADMAN	P	6-1	213	Sr.	Thousand Oaks, Calif.	Thousand Oaks HS '13	Managerial Economics
16	Erron DUNCAN	RB	5-9	190	Fr.	Stockton, Calif.	Weston Ranch HS '16	Biomedical Engineering
17	Justin CLARKSTON	WR	6-3	214	RFr.	Moreno Valley, Calif.	Citrus Hill '15	Exploratory
18	Christian SKEPTARIS	TE	6-3	235	Fr.	Scottsdale, Ariz.	Chaparral HS '16	Exploratory
19	Mitchell SHEPPARD	WR	6-3	185	Jr.	Petaluma, Calif.	Saint Vincent HS '13	Sustainable Environmental Design
20	Vincent WHITE	DB	6-0	187	So.	Lynwood, Calif.	Lynwood HS '15	Psychology
21	Darryl GRAHAM	DB	6-0	190	Jr.	Corona, Calif.	Santiago HS '13	International Relations
22	Josh JANUSKA	WR	5-9	179	RFr.	Ventura, Calif.	Ventura HS '15	Undeclared
22	Isaiah THOMAS	CB	5-9	170	Fr.	Van Nuys, Calif.	Chaminade HS '16	Exploratory
23	Bransin JOHNSON	DB	5-11	185	RFr.	Fresno, Calif.	Clovis North HS '15	Communication
24	Marqel MCCOY	S	6-3	205	Fr.	Pittsburg, Calif.	Concord HS '16	Exploratory
24	Dylan RUTLEDGE	RB	5-10	183	RFr.	Carlsbad, Calif.	Carlsbad HS '15	Managerial Economics
27	Elias JBELY	WR	5-11	190	RFr.	Antelope, Calif.	Center HS '15	Biomedical Engineering
28	Ryan PARENTEAU	S	6-2	200	So.	Anthem, Ariz.	Boulder Creek HS '15	Exploratory
29	Patrick WELLS	CB	5-11	192	Sr.	Woodland Hills, Calif.	Taft HS '12	Economics
30	Ethan HICKS	FB	5-11	230	So.	Atascadero, Calif.	Atascadero HS '15	Animal Science
32	Mitchell LAYTON	RB	6-1	214	So.	Roseville, Calif.	Woodcreek HS '14	Statistics
33	Quincy BENNETT	LB	6-2	240	RFr.	Oxnard, Calif.	Westlake HS '15	Exploratory
34	Desmond LEWIS	CB	6-0	175	Jr.	Stockton, Calif.	Pleasant Grove HS '12	Community & Regional Development
34	Justin WILLIAMS	RB	5-10	212	Jr.	Oceanside, Calif.	El Camino HS '13	Political Science
35	Khanii LESANE	S	6-2	187	Fr.	Antelope, Calif.	Antelope HS '16	Biochemistry & Molecular Biology
36	Ryan MARTINEZ	RB	5-10	194	So.	Planada, Calif.	Le Grand HS '14	Neurobiology, Physiology & Behavior
37	Mitch CASAS	DB	6-0	195	Sr.	Saratoga, Calif.	De Anza College/Saratoga HS '12	Economics
38	Matt BLAIR	K	6-1	195	Fr.	Moraga, Calif.	Campolindo HS '16	Exploratory
39	Tiger GARCIA	S	6-3	181	RFr.	Moraga, Calif.	Campolindo HS '15	Undeclared
40	Will ALLEN	DL	6-3	270	RFr.	Gresham, Ore.	Barlow HS '15	Exploratory
41	Joshua KELLEY	RB	6-0	207	So.	Lancaster, Calif.	Eastside HS '15	Communication
42	Deandre DIGGS-RAY	DE	6-3	240	Jr.	Berkeley, Calif.	Laney College/Forest Charter HS '12	Sociology
43	Derek BALJEU	FB	6-0	240	Jr.	Huntington Beach, Calif.	Edison HS '13	Viticulture & Enology
44	Zach JONES	DB	6-0	200	Sr.	Napa, Calif.	Napa HS '13	Managerial Economics
45	Wesley PREECE	TE	6-5	238	Fr.	Rocklin, Calif.	Rocklin HS '16	Exploratory
46	Forrest FERGUSON	LB	6-2	228	Jr.	Castro Valley, Calif.	Laney College	Managerial Economics
47	George LAMEN	RB	6-2	230	Sr.	San Rafael, Calif.	San Rafael HS '12	Psychology
48	Brandon JAMISON	DE	6-3	235	RFr.	Scottsdale, Ariz.	Chapparral HS '16	Exploratory
49	Matthew SLADE	LB	6-1	237	So.	Laguna Niguel, Calif.	Sacred Heart University/Dana Hills HS '13	Managerial Economics

# 2016 NUMERICAL ROSTER

No	Name	Pos	Ht	Wt	Yr	Hometown	School(s)	Major
50	Donnell TOLIVER	OL	6-3	260	Jr.	Menifee, Calif.	Vista Murrieta HS '13	Human Development
51	Sione ALIKI	DL	6-3	250	Fr.	North Hollywood, Calif.	Calabasas HS '16	Exploratory
52	Brady STIBI	LB	6-2	245	Sr.	Windsor, Calif.	Windsor HS '12	Communication
53	Russell REEDER	LB	6-3	225	Sr.	Encinitas, Calif.	Cathedral Catholic HS '12	Community & Regional Development
54	Ryan BUA	LB	6-0	224	Jr.	Union City, Calif.	James Logan HS '13	Hydrology
55	Pat MILLER	WR	6-2	215	Fr.	San Luis Obispo, Calif.	Mission Prep '16	Political Science - Public Service
56	Jordan ALLEN	DL	6-5	220	RFr.	Fairfield, Calif.	Armijo HS '16	Undeclared
57	Xavier GRIGGS	LB	6-1	226	Jr.	Portland, Ore.	Central Catholic HS '13	Communication
58	Christian LEOTA	LB	6-2	250	RFr.	San Lorenzo, Calif.	James Logan HS '15	Exploratory
58	Kyle SULKA	OL	6-4	275	Jr.	Sherman Oaks, Calif.	Notre Dame HS '13	Managerial Economics
59	Terrell SAYLES	LB	6-1	234	Fr.	Corona, Calif.	Santiago HS '16	Exploratory
60	Charles HAYS	OL	6-4	305	RFr.	La Quinta, Calif.	La Quinta HS '15	Exploratory
61	Will BOWES	LB	6-4	250	RFr.	San Jose, Calif.	Bellarmine Prep '15	Mechanical Engineering
63	Hunter WHARTON	LB	6-3	235	Jr.	Brawley, Calif.	North Dakota/Brawley HS '13	Economics
64	Majid FIROOZI	OL	6-4	277	RFr.	Seattle, Wash.	O'Dea HS '15	Exploratory
65	Dakota DOSCH	OL	6-4	295	Jr.	Ventura, Calif.	St. Bonaventure HS '13	Managerial Economics
66	Max HARRISON	OL	6-4	290	Jr.	West Sacramento, Calif.	American River College/River City HS '13	Nutrition Science
67	Andrew CARRIGER	OL	6-7	290	Jr.	Yorba Linda, Calif.	Yorba Linda HS '13	Managerial Economics
68	Armando CEJA-LUA	OL	6-5	290	Sr.	Indio, Calif.	Xavier College Prep '12	Sociology
69	Julian BERTERO	OL	6-7	305	Jr.	Redwood City, Calif.	Sequoia HS '13	Cognitive Science
70	Christian SCHNEIDER	OL	6-6	305	Sr.	Glendora, Calif.	Glendora HS '13	Managerial Economics
71	Kevin GAVIGAN	OL	6-3	285	Sr.	Yucaipa, Calif.	Redlands HS '12	Sustainable Agriculture & Food Systems
73	Alex HANES	OL	6-3	285	Sr.	Antioch, Calif.	Los Medanos College/Deer Valley HS '12	Community & Regional Development
74	Kyle MORALES	OL	6-4	284	RFr.	Glendora, Calif.	Charter Oak HS '16	Managerial Economics
75	Inoke RAIKADROKA	DL	6-0	294	Sr.	Inglewood, Calif.	Serra HS '13	Communication
76	Kooper RICHARDSON	OL	6-6	298	Fr.	Folsom, Calif.	Folsom HS '16	Exploratory
77	Ramsey HUFFORD	OL	6-3	296	So.	Newport Beach, Calif.	Newport Harbor HS '14	International Relations
78	Taylor PRENOVOST	DE	6-4	230	So.	Ladera Ranch, Calif.	UCLA/Santa Margarita HS '14	Communication
79	Riley GALLANT	OL	6-6	300	RFr.	Portland, Ore.	Central Catholic HS '15	Exploratory
80	Marcus CUMMINS	WR	6-2	204	RFr.	Clovis, Calif.	Buchanan HS '15	Neurobiology, Physiology & Behavior
81	Gabe MARTINEZ	WR	6-7	248	So.	Vallejo, Calif.	Bethel HS '15	Exploratory
82	Aaron MOORE	WR	6-0	185	RFr.	Altadena, Calif.	Cathedral HS '15	Undeclared
83	Khri VAUGHN	WR	6-1	183	Fr.	Redlands, Calif.	Redlands East Valley HS '16	Exploratory
84	Nolan TOOLEY	TE	6-3	229	Jr.	Santa Barbara, Calif.	Bishop Diego HS '14	Environmental Policy Analysis & Planning
85	Nehemiah WINSTON	TE	6-5	265	Sr.	Pinole, Calif.	Pinole Valley HS '13	Communication
86	Liam GODFREY	WR	6-0	192	So.	Kensington, Calif.	Saint Mary's College HS '14	Communication
88	Dan PLUM	TE	6-3	238	RFr.	San Diego, Calif.	Cathedral Catholic HS '15	Exploratory
89	Ryan GREEN	WR	5-10	173	Jr.	La Mesa, Calif.	Grossmont HS '13	Environmental Policy Analysis & Planning
90	Zak PETTIT	DL	6-4	260	Sr.	Truckee, Calif.	Truckee HS '13	Environmental Policy Analysis & Planning
91	Nick FEHRENBACH	DL	6-0	235	RFr.	Rancho Santa Margarita, Calif.	Tesoro HS '15	English
92	Anthony BAUMGART	DL	6-1	240	So.	Antelope, Calif.	Antelope HS	American Studies
93	Erik HOLMER	LB	6-3	234	Jr.	Truckee, Calif.	Truckee HS '13	Community & Regional Development
94	Jordan FRANKLIN	DL	6-1	285	RFr.	Altadena, Calif.	Cathedral HS '15	Exploratory
95	Roland OCANSEY	DL	6-4	238	RFr.	Hayward, Calif.	Tennyson HS '15	Communication
96	Hunter O'BRIEN	DT	6-5	280	So.	Madera, Calif.	Fresno City College/Liberty Madera HS '15	Agricultural & Environmental Education
97	Justin GARZA	LS	5-11	215	So.	Carlsbad, Calif.	Carlsbad HS '14	Managerial Economics
98	Grant HILTON	LS	6-1	205	Jr.	Coto de Caza, Calif.	Santa Margarita HS '14	Managerial Economics
99	Bryce RODGERS	DT	6-3	285	Fr.	East Palo Alto, Calif.	Menlo-Atherton HS '16	Exploratory



# COACHING STAFF

[click photo for full bio](#)



**RON  
GOULD**

---

Head Coach  
3rd Year  
Oregon '88



**PAT  
McCANN**

---

Wide Receivers  
4th Year  
Boise State '01



**KEVIN  
DAFT**

---

Offensive Coordinator/QBs  
5th Year  
UC Davis '99



**JIM  
CHAPIN**

---

Running Backs  
2nd Year  
Michigan '09



**BERT  
WATTS**

---

Defensive Coordinator  
4th Year  
California '03



**WES  
NURSE**

---

Cornerbacks  
3rd Year  
Boise State '04



**PAUL  
CREIGHTON**

---

Tight Ends/Recruiting Coordinator  
3rd Year  
Colorado '09



**DAVID  
BRAUN**

---

Defensive Line  
2nd Year  
Boise State '01

# COACHING STAFF

[click photo for full bio](#)



**BRYANT  
HAINES**

Linebackers  
1st Year  
Ball State '08



**TRAVIS  
MART**

Special Team Quality Control  
1st Year



**BOB  
FOSTER**

Defensive Consultant  
20th Year  
UC Davis '62



**JOHN  
GOMES**

Defensive Quality Control  
1st Year



**TIM  
KEANE**

Offensive Line  
5th Year  
UC Davis '06



**CODY  
TESCHER**

Director of Football Operations  
1st Year



**GABE  
MANZANARES**

Offensive Quality Control  
1st Year



**TIMOTHY  
ORNELAS**

Director of Video Services  
3rd Year





**DELVIN ALEXANDER**


Cornerback  
6-1 • 205 • Sr.  
San Diego, Calif.  
Mira Mesa HS '12

	GP	Tackles				TFL	Yds	Sack	Yds	Pass Def.			Fumbles			
		UT	AT	TT						Int	Yds	PBU	FF	FR	Yds	BK
2014	3	0	0	0	0.0	0	0.0	0	0	0	0	0	0	0	0	0
2015	9	9	5	14	0.0	0	0.0	0	1	9	1	0	1	0	0	0
<b>Totals</b>	<b>12</b>	<b>9</b>	<b>5</b>	<b>14</b>	<b>0.0</b>	<b>0</b>	<b>0.0</b>	<b>0</b>	<b>1</b>	<b>9</b>	<b>1</b>	<b>0</b>	<b>1</b>	<b>0</b>	<b>0</b>	<b>0</b>



**NAS ANESI**

Linebacker  
6-2 • 225 • RFr.  
Bellflower, Calif.  
St. John Bosco HS '15



**DEREK BALJEU**

Fullback  
6-0 • 240 • Jr.  
Huntington Beach, Calif.  
Edison HS '13

	GP	Rushing					Receiving		
		Att	Yds	Avg	Long	TD	Rec	Yds	TD
2014	8	0	0	—	—	0	1	5	1
2015	11	0	0	—	—	0	24	167	2
<b>Totals</b>	<b>19</b>	<b>0</b>	<b>0</b>	<b>—</b>	<b>—</b>	<b>0</b>	<b>25</b>	<b>172</b>	<b>3</b>



**SIONE ALIKI**

Defensive Line  
6-3 • 250 • Fr.  
North Hollywood, Calif.  
Calabasas HS '16



**ANTHONY BAUMGART**

Defensive Line  
6-1 • 240 • Jr.  
Antelope, Calif.  
Antelope HS '14



**JORDAN ALLEN**

Defensive Line  
6-5 • 220 • RFr.  
Fairfield, Calif.  
Armijo HS '16

	GP	Tackles				TFL	Yds	Sack	Yds	Pass Def.			Fumbles			
		UT	AT	TT						Int	Yds	PBU	FF	FR	Yds	BK
2015	6	0	0	0	0.0	0	0.0	0	0	0	0	0	0	0	0	




**WILL ALLEN**

Defensive Line  
6-3 • 270 • RFr.  
Gresham, Ore.  
Barlow HS '15



**QUINCY BENNETT**

Linebacker  
6-2 • 240 • RFr.  
Oxnard, Calif.  
Westlake HS '15



**JULIAN  
BERTERO**

Offensive Line  
6-7 • 305 • Jr.  
Redwood City, Calif.  
Sequoia HS '13



**ANDREW  
CARRIGER**

Offensive Line  
6-7 • 285 • Jr.  
Yorba Linda, Calif.  
Yorba Linda HS '13




**MATT  
BLAIR**

Kicker  
6-1 • 195 • Fr.  
Moraga, Calif.  
Campolindo HS '16



**MITCH  
CASAS**

Defensive Back  
6-0 • 205 • Sr.  
Saratoga, Calif.  
De Anza College/Saratoga HS '12



**WILL  
BOWES**

Linebacker  
6-4 • 250 • RFr.  
San Jose, Calif.  
Bellarmine Prep '15

	Tackles				TFL	Yds	Sack	Yds	Pass Def.			Fumbles			BK
	GP	UT	AT	TT					Int	Yds	PBU	FF	FR	Yds	
2014	1	0	0	0	0.0	0	0.0	0	0	0	0	0	0	0	0
2015	8	0	0	0	0.0	0	0.0	0	0	0	0	0	0	0	0
<b>Totals</b>	<b>9</b>	<b>0</b>	<b>0</b>	<b>0</b>	<b>0.0</b>	<b>0</b>	<b>0.0</b>	<b>0</b>	<b>0</b>	<b>0</b>	<b>0</b>	<b>0</b>	<b>0</b>	<b>0</b>	<b>0</b>



**ARMANDO  
CEJA-LUJA**

Offensive Line  
6-5 • 290 • Sr.  
Indio, Calif.  
Xavier College Prep '12



**RYAN  
BUA**

Linebacker  
6-0 • 224 • Jr.  
Union City, Calif.  
James Logan HS '13

	Tackles				TFL	Yds	Sack	Yds	Pass Def.			Fumbles			BK
	GP	UT	AT	TT					Int	Yds	PBU	FF	FR	Yds	
2013	12	2	2	4	0.0	0	0.0	0	0	0	0	0	0	0	0
2014	11	15	18	33	1.5	6	0.0	0	0	0	0	0	0	0	0
2015	3	5	5	10	2.0	9	1.0	8	0	0	0	1	0	0	0
<b>Totals</b>	<b>26</b>	<b>22</b>	<b>25</b>	<b>47</b>	<b>3.5</b>	<b>15</b>	<b>1.0</b>	<b>8</b>	<b>0</b>	<b>0</b>	<b>0</b>	<b>1</b>	<b>0</b>	<b>0</b>	<b>0</b>



**JUSTIN  
CLARKSTON**

Wide Receiver  
6-3 • 214 • RFr.  
Moreno, Calif.  
Citrus Hill HS '15





**COREY COLLINS**

Wide Receiver  
5-8 • 145 • Jr.  
Los Angeles, Calif.  
Mt. SAC/Cantwell Sacred  
Heart of Mary HS '12

	GP	Receiving					Rushing		
		Rec	Yds	Avg	Long	TD	Att	Yds	TD
2014	4	1	3	3.0	3	0	2	16	0
2015	11	15	103	6.9	20	0	1	6	0
<b>Totals</b>	<b>15</b>	<b>16</b>	<b>106</b>	<b>6.6</b>	<b>20</b>	<b>0</b>	<b>3</b>	<b>22</b>	<b>0</b>



**DEANDRE DIGGS-RAY**


Defensive End  
6-3 • 240 • Jr.  
Berkeley, Calif.  
Laney College/Forest Charter HS '12



**KELEEN CULBERSTON**

Safety  
5-11 • 205 • Jr.  
Corona, Calif.  
Santiago HS '12

	GP	Tackles				TFL	Yds	Sack	Yds	Pass Def.			Fumbles			
		UT	AT	TT	TD					Int	Yds	PBU	FF	FR	Yds	BK
2014	11	47	26	73	3.0	14	0.0	9	1	20	5	1	0	0	0	
2015	2	8	2	10	0.0	0	0.0	0	0	0	0	0	0	0	0	
<b>Totals</b>	<b>13</b>	<b>55</b>	<b>28</b>	<b>83</b>	<b>3.0</b>	<b>14</b>	<b>0.0</b>	<b>9</b>	<b>1</b>	<b>20</b>	<b>5</b>	<b>1</b>	<b>0</b>	<b>0</b>	<b>0</b>	



**DAKOTA DOSCH**

Offensive Line  
6-4 • 295 • Jr.  
Ventura, Calif.  
St. Bonaventure HS '13



**KEELAN DOSS**

Wide Receiver  
6-3 • 185 • So.  
Alameda, Calif.  
Alameda HS '14



**MARCUS CUMMINS**

Wide Receiver  
6-2 • 204 • RFr.  
Clovis, Calif.  
Buchanan HS '15

	GP	Rec	Receiving			
			Yds	Avg.	Long	TD
2014	9	22	325	14.8	70	2
2015			Redshirted			
<b>Totals</b>	<b>9</b>	<b>22</b>	<b>325</b>	<b>14.8</b>	<b>70</b>	<b>2</b>



**BROCK DALE**

Quarterback  
6-0 • 195 • Jr.  
Greenbrae, Calif.  
Long Beach City College/  
Lakewood HS '12



**ERRON DUNCAN**

Running Back  
5-9 • 190 • Fr.  
Stockton, Calif.  
Weston Ranch HS '16




## NICK FEHRENBACH

Defensive Line  
6-3 • 235 • RFr.  
Rancho Santa Margarita, Calif.  
Tesoro HS '15



## RILEY GALLANT

Offensive Line  
6-6 • 300 • RFr.  
Portland, Ore.  
Central Catholic HS '15



## FORREST FERGUSON

Linebacker  
6-2 • 228 • Jr.  
Castro Valley, Calif.  
Laney College/Forest Charter HS '12



## TIGER GARCIA

Safety  
6-3 • 181 • RFr.  
Moraga, Calif.  
Campolindo HS '15



## MAJID FIROOZI

Offensive Line  
6-4 • 277 • RFr.  
Seattle, Wash.  
O'Dea HS '15




## JUSTIN GARZA

Long Snapper  
5-11 • 215 • RFr.  
Carlsbad, Calif.  
Carlsbad HS '14



## JORDAN FRANKLIN

Defensive Line  
6-1 • 285 • RFr.  
Altadena, Calif.  
Cathedral HS '15



## KEVIN GAVIGAN

Offensive Line  
6-3 • 275 • Sr..  
Yucaipa, Calif.  
Redlands HS '12





**LIAM GODFREY**

Wide Receiver  
6-0 • 192 • So.  
Kensington, Calif.  
Saint Mary's College HS '14

86



**ALEX HANES**

Offensive Line  
6-3 • 285 • Sr.  
Antioch, Calif.  
Los Medanos College/  
Deer Valley HS '12

73



**DARRYL GRAHAM**

Defensive Back  
6-0 • 190 • Jr.  
Corona, Calif.  
Santiago HS '13

21



**JARED HARRELL**

Wide Receiver  
6-2 • 200 • Fr.  
Los Angeles, Calif.  
St. John Bosco HS '16

11


	Tackles				TFL	Yds	Sack	Yds	Pass Def.			Fumbles			BK
	GP	UT	AT	TT					Int	Yds	PBU	FF	FR	Yds	
2014	11	24	10	34	0.5	1	0.5	1	1	0	0	0	1	0	0
2015	11	48	28	76	1.5	3	0.0	0	1	9	5	2	1	0	0
<b>Totals</b>	<b>22</b>	<b>72</b>	<b>38</b>	<b>110</b>	<b>2.0</b>	<b>4</b>	<b>0.5</b>	<b>1</b>	<b>2</b>	<b>9</b>	<b>5</b>	<b>2</b>	<b>2</b>	<b>0</b>	<b>0</b>



**MAX HARRISON**

Offensive Line  
6-4 • 290 • Fr.  
West Sacramento, Calif.  
American River College/  
River City HS '13

66



**RYAN GREEN**

Wide Receiver  
5-10 • 170 • So.  
La Mesa, Calif.  
Grossmont HS '13

89



**CHARLES HAYS**

Offensive Line  
6-4 • 305 • RFr.  
La Quinta, Calif.  
La Quinta HS '15

60




**XAVIER GRIGGS**

Linebacker  
6-1 • 215 • So.  
Portland, Ore.  
Central Catholic HS '13

57

	Tackles				TFL	Yds	Sack	Yds	Pass Def.			Fumbles			BK
	GP	UT	AT	TT					Int	Yds	PBU	FF	FR	Yds	
2014	9	1	1	2	0.0	0	0.0	0	0	0	0	0	0	0	0
2015	11	9	13	22	0.5	1	0.0	0	0	0	0	0	1	7	0
<b>Totals</b>	<b>20</b>	<b>10</b>	<b>14</b>	<b>24</b>	<b>0.5</b>	<b>1</b>	<b>0.0</b>	<b>0</b>	<b>0</b>	<b>0</b>	<b>0</b>	<b>0</b>	<b>1</b>	<b>7</b>	<b>0</b>



**ETHAN HICKS**

Fullback  
5-11 • 230 • Fr.  
Atascadero, Calif.  
Atascadero HS '15

	GP	Rushing					Receiving		
		Att	Yds	Avg	Long	TD	Rec	Yds	TD
2015	8	0	0	-	0	0	0	0	0



**ERIK HOLMER**

Linebacker  
6-3 • 205 • Jr.  
Coto de Caza, Calif.  
Santa Margarita HS '14

	GP	Tackles				TFL	Yds	Sack	Yds	Pass Def.			Fumbles			
		UT	AT	TT	Int					Yds	PBU	FF	FR	Yds	BK	
2014	4	1	2	3	0.0	0	0.0	0	0	0	0	0	0	0	0	0
2015	11	5	4	9	1.0	3	0.0	0	0	0	1	0	0	0	0	
<b>Totals</b>	<b>15</b>	<b>6</b>	<b>6</b>	<b>12</b>	<b>1.0</b>	<b>3</b>	<b>0.0</b>	<b>0</b>	<b>0</b>	<b>0</b>	<b>1</b>	<b>0</b>	<b>0</b>	<b>0</b>	<b>0</b>	



**NICO HILLIER**

Quarterback  
6-3 • 205 • Fr.  
Arcadia, Calif.  
Arcadia HS '16



**RAMSEY HUFFORD**

Offensive Line  
6-3 • 296 • So.  
Newport Beach, Calif.  
Newport Harbor HS '14



**GRANT HILTON**

Long Snapper  
6-1 • 205 • So.  
Coto de Caza, Calif.  
Santa Margarita HS '14



**BRANDON JAMISON**

Defensive End  
6-3 • 235 • Fr.  
Scottsdale, Ariz.  
Chapparal HS '16

	GP	Tackles				TFL	Yds	Sack	Yds	Pass Def.			Fumbles			
		UT	AT	TT	Int					Yds	PBU	FF	FR	Yds	BK	
2014	10	1	1	2	0.0	0	0.0	0	0	0	0	0	0	0	0	
2015	11	0	1	1	0.0	0	0.0	0	0	0	0	0	0	0	0	
<b>Totals</b>	<b>21</b>	<b>1</b>	<b>2</b>	<b>3</b>	<b>0.0</b>	<b>0</b>	<b>0.0</b>	<b>0</b>	<b>0</b>	<b>0</b>	<b>0</b>	<b>0</b>	<b>0</b>	<b>0</b>		



**JOSH JANUSKA**

Linebacker  
5-9 • 179 • RFr.  
Ventura, Calif.  
Ventura HS '15






**ELIAS  
JBEILY**

Wide Receiver  
5-11 • 190 • RFr.  
Antelope, Calif.  
Center HS '15



**GEORGE  
LAMÉN**

Running Back  
6-2 • 230 • Sr.  
San Rafael, Calif.  
San Diego State/San Rafael HS '12



**BRANSIN  
JOHNSON**

Defensive Back  
5-11 • 185 • RFr.  
Fresno, Calif.  
Clovis North HS '15



**MITCHELL  
LAYTON**

Running Back  
6-1 • 205 • Fr.  
Roseville, Calif.  
Woodcreek HS '14



**ZACH  
JONES**

Defensive Back  
5-11 • 205 • Sr.  
Napa, Calif.  
Napa HS '13



**BRANDYN  
LEE**

Wide Receiver  
6-0 • 185 • Fr.  
West Hills, Calif.  
Chaminade HS '15

	Tackles				Pass Def.				Fumbles						
	GP	UT	AT	TT	TFL	Yds	Sack	Yds	Int	Yds	PBU	FF	FR	Yds	BK
2013	12	8	6	14	0.0	0	0.0	0	0	0	0	0	0	0	0
2014	11	39	20	59	2.0	6	0.0	0	1	0	1	0	0	0	0
2015	11	25	15	40	0.0	0	0.0	0	0	0	3	0	0	0	0
<b>Totals</b>	<b>34</b>	<b>72</b>	<b>41</b>	<b>113</b>	<b>2.0</b>	<b>6</b>	<b>0.0</b>	<b>0</b>	<b>1</b>	<b>0</b>	<b>4</b>	<b>0</b>	<b>0</b>	<b>0</b>	<b>0</b>

	Rushing					Receiving			
	GP	Att	Yds	Avg	Long	TD	Rec	Yds	TD
2015	11	46	186	4.0	14	0	0	0	0

	Receiving					
	GP	Rec	Yds	Avg	Long	TD
2015	9	6	75	12.5	18	0



**JOSHUA  
KELLEY**

Running Back  
5-11 • 200 • So.  
Lancaster, Calif.  
Eastside HS '15



**CHRISTIAN  
LEOTA**


Linebacker  
6-2 • 250 • RFr.  
San Lorenzo, Calif.  
James Logan HS '15

	Rushing						Receiving		
	GP	Att	Yds	Avg	Long	TD	Rec	Yds	TD
2015	10	106	530	5.0	34	3	1	10	0



**KHANII LESANE**

Safety  
6-2 • 187 • Fr.  
Antelope, Calif.  
Antelope HS '16



**CHRIS MARTIN**

Wide Receiver  
6-1 • 185 • Sr.  
Chula Vista Calif.  
Otay Ranch HS '13



**DESMOND LEWIS**

Cornerback  
6-0 • 175 • So.  
Stockton, Calif.  
Pleasant Grove HS '12

	Receiving					
	GP	Rec	Yds	Avg	Long	TD
2013	9	7	64	9.1	27	0
2014	11	6	53	8.8	24	1
2015	11	46	658	14.3	75	5
<b>Totals</b>	<b>31</b>	<b>59</b>	<b>775</b>	<b>13.1</b>	<b>75</b>	<b>6</b>

	Tackles				TFL	Yds	Sack	Yds	Pass Def.			Fumbles		
	GP	UT	AT	TT					Int	Yds	PBU	FF	FR	Yds
2014	3	0	2	2	0.0	0	0.0	0	0	0	0	0	0	0
2015	10	7	1	8	0.0	0	0.0	0	0	2	0	0	0	0
<b>Totals</b>	<b>13</b>	<b>7</b>	<b>3</b>	<b>10</b>	<b>0.0</b>	<b>0</b>	<b>0.0</b>	<b>0</b>	<b>0</b>	<b>2</b>	<b>0</b>	<b>0</b>	<b>0</b>	<b>0</b>



**GABE MARTINEZ**

Wide Receiver  
6-7 • 248 • So.  
Vallejo, Calif.  
Bethel HS '15

	Receiving					
	GP	Rec	Yds	Avg	Long	TD
2015	6	1	5	5.0	5	0



**MANUSAMOA LUUGA**

Running Back  
5-10 • 195 • Jr.  
Long Beach, Calif.  
Long Beach Poly HS '13



**RYAN MARTINEZ**

Running Back  
5-10 • 185 • So.  
Planada, Calif.  
Le Grand HS '14

	GP	Att	Rushing				Receiving		
			Yds	Avg	Long	TD	Rec	Yds	TD
2013	8	46	227	4.9	46	1	3	1	0
2014	8	21	132	6.3	34	2	10	56	0
2015	11	166	613	3.7	39	6	51	371	1
<b>Totals</b>	<b>27</b>	<b>233</b>	<b>972</b>	<b>4.2</b>	<b>46</b>	<b>9</b>	<b>64</b>	<b>428</b>	<b>1</b>

	GP	Att	Yds	Rushing			Receiving		
				Avg	Long	TD	Rec	Yds	TD
2015	0	0	0	-	0	0	0	0	0





**MARQUEL  
McCOY**

Safety  
6-3 • 205 • Fr.  
Pittsburg, Calif.  
Concord HS '16



**HUNTER  
O'BRIEN**

Defensive Tackle  
6-5 • 280 • So.  
Madera, Calif.  
Fresno City College/  
Liberty Madera HS '16



**PAT  
MILLER**

Wide Receiver  
6-2 • 215 • Fr.  
San Luis Obispo, Calif.  
Mission Prep HS '16



**ROLAND  
OCANSEY**

Defensive Line  
6-4 • 238 • RFr.  
Hayward, Calif.  
Tennyson HS '15



**AARON  
MOORE**

Wide Receiver  
6-0 • 185 • RFr.  
Altadena, Calif.  
Cathedral HS '15



**ISIAH  
OLAVE**


Cornerback  
5-10 • 190 • So.  
San Ysidro, Calif.  
Eastlake HS '14



**KYLE  
MORALES**

Offensive Line  
6-4 • 284 • Fr.  
Glendora, Calif.  
Charter Oak HS '16

	Tackles					TFL	Yds	Sack	Yds	Pass Def.			Fumbles			BK
	GP	UT	AT	TT						Int	Yds	PBU	FF	FR	Yds	
2014	8	11	1	12	0.0	0	0.0	0	0	0	0	0	0	0	0	0
2015	3	5	1	6	0.0	0	0.0	0	0	0	1	0	0	0	0	0
<b>Totals</b>	<b>11</b>	<b>16</b>	<b>2</b>	<b>18</b>	<b>0.0</b>	<b>0</b>	<b>0.0</b>	<b>0</b>	<b>0</b>	<b>0</b>	<b>1</b>	<b>0</b>	<b>0</b>	<b>0</b>	<b>0</b>	<b>0</b>



**RYAN  
PARENTEAU**

Safety  
6-2 • 200 • Fr.  
Anthem, Ariz.  
Boulder Creek HS '15

	Tackles					TFL	Yds	Sack	Yds	Pass Def.			Fumbles			BK
	GP	UT	AT	TT						Int	Yds	PBU	FF	FR	Yds	
2015	8	22	10	32	1.0	1	0.0	0	0	0	2	2	1	15	0	



**ZAK  
PETTIT**

Defensive Line  
6-4 • 260 • Sr.  
Truckee, Calif.  
Truckee HS '13

	Tackles				TFL	Yds	Sack	Yds	Pass Def.			Fumbles			
	GP	UT	AT	TT					Int	Yds	PBU	FF	FR	Yds	BK
2013	9	7	4	11	3.5	13	3.0	12	0	0	0	0	0	0	0
2014	10	18	23	41	6.5	23	2.0	6	0	0	0	0	0	0	0
2015	11	15	18	33	2.0	9	1.5	8	0	0	0	0	0	0	0
<b>Totals</b>	<b>30</b>	<b>40</b>	<b>45</b>	<b>85</b>	<b>12.0</b>	<b>45</b>	<b>6.5</b>	<b>26</b>	<b>0</b>	<b>0</b>	<b>0</b>	<b>0</b>	<b>0</b>	<b>0</b>	<b>0</b>



**INOKE  
RAIKADROKA**

Defensive Line  
6-0 • 275 • Jr.  
Inglewood, Calif.  
Serra HS '13

	Tackles				TFL	Yds	Sack	Yds	Pass Def.			Fumbles			
	GP	UT	AT	TT					Int	Yds	PBU	FF	FR	Yds	BK
2013	12	4	2	6	0.0	0	0.0	0	0	0	0	0	0	0	0
2014	9	4	4	8	1.5	6	0.0	0	0	0	0	0	0	0	0
2015	11	11	21	32	4.0	14	0.5	4	0	0	0	0	0	0	0
<b>Totals</b>	<b>32</b>	<b>19</b>	<b>27</b>	<b>46</b>	<b>5.5</b>	<b>20</b>	<b>0.5</b>	<b>4</b>	<b>0</b>	<b>0</b>	<b>0</b>	<b>0</b>	<b>0</b>	<b>0</b>	<b>0</b>



**DAN  
PLUM**

Tight End  
6-3 • 238 • RFr.  
San Diego, Calif.  
Cathedral Catholic HS '15

	Tackles				TFL	Yds	Sack	Yds	Pass Def.			Fumbles			
	GP	UT	AT	TT					Int	Yds	PBU	FF	FR	Yds	BK
2013	12	5	10	15	0.0	0	0.0	0	0	0	0	0	0	0	0
2014	11	22	24	46	1.5	11	1.0	10	2	0	0	1	1	0	0
2015	9	24	21	45	1.5	5	0.5	4	0	0	0	0	0	0	0
<b>Totals</b>	<b>32</b>	<b>51</b>	<b>55</b>	<b>106</b>	<b>3.0</b>	<b>16</b>	<b>1.5</b>	<b>14</b>	<b>2</b>	<b>0</b>	<b>0</b>	<b>1</b>	<b>1</b>	<b>0</b>	<b>0</b>



**RUSSELL  
REEDER**

Linebacker  
6-3 • 225 • Sr.  
Encinitas, Calif.  
Cathedral Catholic HS '12

	Tackles				TFL	Yds	Sack	Yds	Pass Def.			Fumbles			
	GP	UT	AT	TT					Int	Yds	PBU	FF	FR	Yds	BK
2013	12	5	10	15	0.0	0	0.0	0	0	0	0	0	0	0	0
2014	11	22	24	46	1.5	11	1.0	10	2	0	0	1	1	0	0
2015	9	24	21	45	1.5	5	0.5	4	0	0	0	0	0	0	0
<b>Totals</b>	<b>32</b>	<b>51</b>	<b>55</b>	<b>106</b>	<b>3.0</b>	<b>16</b>	<b>1.5</b>	<b>14</b>	<b>2</b>	<b>0</b>	<b>0</b>	<b>1</b>	<b>1</b>	<b>0</b>	<b>0</b>



**WESLEY  
PREECE**

Tight End  
6-5 • 328 • Fr.  
Rocklin, Calif.  
Rocklin HS '16

	Tackles				TFL	Yds	Sack	Yds	Pass Def.			Fumbles			
	GP	UT	AT	TT					Int	Yds	PBU	FF	FR	Yds	BK
2013	12	5	10	15	0.0	0	0.0	0	0	0	0	0	0	0	0
2014	11	22	24	46	1.5	11	1.0	10	2	0	0	1	1	0	0
2015	9	24	21	45	1.5	5	0.5	4	0	0	0	0	0	0	0
<b>Totals</b>	<b>32</b>	<b>51</b>	<b>55</b>	<b>106</b>	<b>3.0</b>	<b>16</b>	<b>1.5</b>	<b>14</b>	<b>2</b>	<b>0</b>	<b>0</b>	<b>1</b>	<b>1</b>	<b>0</b>	<b>0</b>



**KOOPER  
RICHARDSON**

Offensive Line  
6-6 • 298 • Fr.  
Folsom, Calif.  
Folsom HS '16

	Tackles				TFL	Yds	Sack	Yds	Pass Def.			Fumbles			
	GP	UT	AT	TT					Int	Yds	PBU	FF	FR	Yds	BK
2013	12	5	10	15	0.0	0	0.0	0	0	0	0	0	0	0	0
2014	11	22	24	46	1.5	11	1.0	10	2	0	0	1	1	0	0
2015	9	24	21	45	1.5	5	0.5	4	0	0	0	0	0	0	0
<b>Totals</b>	<b>32</b>	<b>51</b>	<b>55</b>	<b>106</b>	<b>3.0</b>	<b>16</b>	<b>1.5</b>	<b>14</b>	<b>2</b>	<b>0</b>	<b>0</b>	<b>1</b>	<b>1</b>	<b>0</b>	<b>0</b>



**TAYLOR  
PRENOVOST**

Defensive End  
6-4 • 230 • So.  
Ladera Ranch, Calif.  
UCLA/Santa Margarita HS '14





**BRYCE RODGERS**

Defensive Tackle  
6-3 • 285 • Fr.  
East Palo Alto, Calif.  
Menlo-Atherton HS '16

99



**DYLAN RUTLEDGE**

Running Back  
5-10 • 183 • RFr.  
Carlsbad, Calif.  
Carlsbad HS '15


24



**TERRELL SAYLES**

Linebacker  
6-1 • 234 • Fr.  
Corona, Calif.  
Santiago HS '16

59



**CHRISTIAN SCHNEIDER**

Offensive Line  
6-6 • 305 • Sr.  
Glendora, Calif.  
Glendora HS '13

70



**BEN SCOTT**

Quarterback  
6-3 • 200 • Sr.  
Vacaville, Calif.  
Vanden HS '12

13

	GP	Passing						Rushing					
		Att	Cpl	Int	Pct	Yds	TD	Rat	Att	Yds	Avg.	Long	TD
2014	7	218	140	7	64.2	1739	19	153.57	19	61	3.2	31	0
2015	8	248	158	7	63.7	1598	11	126.83	32	-62	-1.9	14	1
<b>Totals</b>	<b>15</b>	<b>466</b>	<b>298</b>	<b>14</b>	<b>63.9</b>	<b>3337</b>	<b>30</b>	<b>139.34</b>	<b>51</b>	<b>-1</b>	<b>-0.0</b>	<b>31</b>	<b>1</b>



**MITCHELL SHEPPARD**

Wide Receiver  
6-3 • 205 • Jr.  
Petaluma, Calif.  
Saint Vincent HS '13

19

	GP	Receiving				
		Rec	Yds	Avg	Long	TD
2015	11	2	52	26.0	47	0



**CHRISTIAN SKEPTARIS**

Tight End  
6-3 • 235 • Fr.  
Scottsdale, Ariz.  
Chaparral HS '16


18



**MATTHEW SLADE**

Linebacker  
6-1 • 237 • Jr.  
Laguna Niguel, Calif.  
Sacred Heart/Dana Hills HS '13

49



**C.J. SPENCER**

Quarterback  
6-2 • 195 • So.  
Sacramento, Calif.  
Inderkum HS '14

GP	Passing					Rushing							
	Att	Cpl	Int	Pct	Yds	TD	Rat	Att	Yds	Avg.	Long	TD	
2014	7	131	86	1	65.6	971	6	141.50	16	4	0.2	13	1



**DONNELL TOLIVER**

Offensive Line  
6-3 • 260 • Jr.  
Menifee, Calif.  
Vista Murrieta HS '13



**BRADY STIBI**


Linebacker  
6-2 • 245 • Sr.  
Windsor, Calif.  
Windsor HS '12

GP	Tackles				Pass Def.			Fumbles						
	UT	AT	TT	TFL	Yds	Sack	Yds	Int	Yds	PBU	FF	FR	Yds	BK
2013	8	0	2	2	0.0	0	0.0	0	0	0	0	0	0	0
2014	7	9	10	19	0.5	1	0.5	1	0	0	0	0	0	0
2015	10	26	17	43	0.0	0	0.0	0	0	1	0	0	0	0
<b>Totals</b>	<b>25</b>	<b>35</b>	<b>29</b>	<b>64</b>	<b>0.5</b>	<b>1</b>	<b>0.5</b>	<b>1</b>	<b>0</b>	<b>0</b>	<b>1</b>	<b>0</b>	<b>0</b>	<b>0</b>



**NOLAN TOOLEY**

Tight End  
6-3 • 229 • Jr.  
Santa Barbara, Calif.  
Bishop Diego HS '14



**RAMON VARGAS**

Wide Receiver  
6-3 • 191 • Sr.  
Huntington Beach, Calif.  
Huntington Beach HS '12



**KYLE SULKA**

Offensive Line  
6-4 • 275 • Jr.  
Sherman Oaks, Calif.  
Notre Dame HS '13

GP	Receiving					Rushing		
	Rec	Yds	Avg	Long	TD	Att	Yds	TD
2013	9	1	9	9.0	9	0	0	0
2014	7	41	670	16.3	58	8	1	1
2015	7	23	284	12.3	51	2	1	13
<b>Totals</b>	<b>23</b>	<b>65</b>	<b>963</b>	<b>14.8</b>	<b>58</b>	<b>10</b>	<b>2</b>	<b>14</b>



**ISAIAH THOMAS**

Cornerback  
5-9 • 170 • Fr.  
Van Nuys, Calif.  
Chaminade HS '16



**KHRIS VAUGHN**

Wide Receiver  
6-1 • 183 • Fr.  
Redlands, Calif.  
Redlands East Valley HS '16





**COLBY WADMAN**

Punter  
6-1 • 213 • Sr.  
Thousand Oaks, Calif.  
Thousand Oaks HS '13

	No.	Yds	Punting			TB	FC	I20	50+	Blk
			Avg.	Long						
2013	71	2723	38.4	55	6	19	22	5	0	
2014	54	2282	42.3	65	4	13	18	14	0	
2015	57	2313	40.6	61	5	22	17	13	2	
<b>Totals</b>	<b>182</b>	<b>7318</b>	<b>40.2</b>	<b>65</b>	<b>15</b>	<b>54</b>	<b>57</b>	<b>32</b>	<b>0</b>	



**HUNTER WHARTON**

Linebacker  
6-3 • 235 • Jr.  
Brawley, Calif.  
North Dakota/Brawley HS '13



**VINCENT WHITE**

Defensive Back  
6-1 • 170 • So.  
Lynwood, Calif.  
Lynwood HS '15

	Tackles				TFL	Yds	Sack	Yds	Pass Def.		Fumbles			BK	
	GP	UT	AT	TT					Int	Yds	PBU	FF	FR		Yds
2015	7	14	9	23	3.0	9	0.0	0	0	0	9	0	0	0	0



**BRANDON WEAVER**

Defensive Line  
6-3 • 240 • Jr.  
Vacaville, Calif.  
Justin-Siena HS '13


	Tackles				TFL	Yds	Sack	Yds	Pass Def.			Fumbles			BK
	GP	UT	AT	TT					Int	Yds	PBU	FF	FR	Yds	
2014	8	11	1	12	0.0	0	0.0	0	0	0	0	0	0	0	0
2015	11	22	14	36	3.5	14	3.0	14	0	0	0	1	1	0	0
<b>Totals</b>	<b>19</b>	<b>33</b>	<b>15</b>	<b>48</b>	<b>3.5</b>	<b>14</b>	<b>3.0</b>	<b>14</b>	<b>0</b>	<b>0</b>	<b>0</b>	<b>1</b>	<b>1</b>	<b>0</b>	<b>0</b>



**JUSTIN WILLIAMS**

Running Back  
5-10 • 210 • RFr.  
Oceanside, Calif.  
El Camino HS '13

	GP	Att	Rushing			TD	Receiving		
			Yds	Avg	Long		Rec	Yds	TD
2014	9	23	110	4.8	19	1	2	15	0
2015	5	16	54	3.4	12	0	5	47	0
<b>Totals</b>	<b>14</b>	<b>39</b>	<b>164</b>	<b>4.2</b>	<b>19</b>	<b>1</b>	<b>7</b>	<b>62</b>	<b>0</b>



**PATRICK WELLS**

Cornerback  
5-11 • 192 • Sr.  
Woodland Hills, Calif.  
Taft HS '12

	Tackles				TFL	Yds	Sack	Yds	Pass Def.			Fumbles			BK
	GP	UT	AT	TT					Int	Yds	PBU	FF	FR	Yds	
2013	12	15	2	17	2.0	3	0.0	0	0	0	0	0	0	0	0
2014	8	18	5	23	2.0	17	0.0	0	1	16	1	0	0	0	0
2015	11	30	15	45	3.0	4	0.0	0	1	0	6	0	1	0	0
<b>Totals</b>	<b>31</b>	<b>63</b>	<b>22</b>	<b>85</b>	<b>7.0</b>	<b>24</b>	<b>0.0</b>	<b>0</b>	<b>2</b>	<b>16</b>	<b>7</b>	<b>0</b>	<b>1</b>	<b>0</b>	<b>0</b>

	Tackles				TFL	Yds	Sack	Yds	Pass Def.		Fumbles			BK
	GP	UT	AT	TT					Int	Yds	PBU	FF	FR	
2014	9	3	4	7	0.0	0	0.0	0	0	0	0	0	0	0
2015	5	0	1	1	0.0	0	0.0	0	0	0	0	0	0	0
<b>Totals</b>	<b>14</b>	<b>3</b>	<b>5</b>	<b>8</b>	<b>0.0</b>	<b>0</b>	<b>0.0</b>	<b>0</b>	<b>0</b>	<b>0</b>	<b>0</b>	<b>0</b>	<b>0</b>	<b>0</b>



**LUKE WILLIAMS**

Wide Receiver  
6-2 • 205 • Sr.  
Monrovia, Calif.  
Monrovia HS '12

	Receiving					
	GP	Rec	Yds	Avg.	Long	TD
2012	7	3	63	21.0	38	0
2013	11	1	6	6.0	6	0
2014	Redshirted					
2015	5	5	47	9.4	19	0
<b>Totals</b>	<b>38</b>	<b>9</b>	<b>116</b>	<b>12.9</b>	<b>38</b>	<b>0</b>



**NEHEMIAH WINSTON**

Tight End  
6-5 • 225 • Jr.  
Pinole, Calif.  
Pinole Valley HS '12

	Receiving					
	GP	Rec	Yds	Avg.	Long	TD
2013	0	0	0	—	0	0
2014	1	0	0	—	0	0
2015	9	10	117	11.7	25	2
<b>Totals</b>	<b>10</b>	<b>10</b>	<b>117</b>	<b>11.7</b>	<b>25</b>	<b>2</b>

**PRONUNCIATION GUIDE**

- SIONE ALIKI: "see-OH-nay ah-LEE-kee"
- NAS ANESI: "NAHZ ah-NESS-ee"
- Derek BALJEU: "BAL-joo" (not "BALL-joo")
- JULIAN BERTERO: "JOO-lee-an ber-TAIR-oh"
- Will BOWES: like "bows"
- Ryan BUA: "BOO-ah"
- Ryan CARRIGER: "CARE-uh-gher" (hard G)
- Mitch CASAS: "KAH-suss"
- Armando CEJA-LUA: "SAY-ha LOO-ah"
- KELEEN Culberson: "KEE-len"
- ERRON Duncan: like "Aaron"
- Nick FEHRENBACH: "FAIR-en-bock"
- MAJID FIROOZI: "mah-ZHEED fuh-ROO-zee"
- TIGER Garcia: "TEE-ger" (not like the animal)
- Jared HARRELL: rhymes with "Darrell"
- Josh JANUSKA: "jah-NOO-ska"
- Elias JBEILY: "jah-BYE-lee"
- LAMEN: "LAY-men"
- KHANII LESANE: "KAH-nee leh-SAH-neh"
- MANUSAMOA LUUGA: "MAH-noo-sah-MOH-uh LOO-gah"
- OCANSEY: "oh-CAN-see"
- OLAVE: "oh-LAH-vay"
- PARENTEAU: like "parent-oh"
- PETTIT: "PET-it" (rhymes with "Reddit")
- Taylor PRENOVOST: "PREN-oh-VOAST"
- INOKE RAIKADROKA: "EE-no-kay RYE-kah-DROH-kah"
- STIBI: "STEE-bee"
- WADMAN: "WAHD-man"
- NEHEMIAH Winston: "NEE-uh-MYE-uh"



# 2015 TEAM STATISTICS

DATE	OPPONENT	RESULT	TIME	ATTEND
Sep. 3	at Nevada	L,17-31	3:06	21,483
Sep. 12	SOUTH DAKOTA	L,17-27	3:09	5,112
Sep. 19	at Hawai'i	L,27-47	3:23	25,714
Sep. 26	at North Dakota*	L,24-31	2:45	8,450
Oct. 3	#13 MONTANA*	L,13-27	3:17	6,241
Oct. 10	NORTHERN ARIZONA*	W,38-24	3:16	6,432
Oct. 17	at Northern Colorado*	L,27-56	2:29	4,525
Oct. 24	SOUTHERN UTAH*	L,6-34	3:06	4,640
Nov. 7	at Weber State*	L,3-23	2:53	5,899
Nov. 14	CAL POLY*	L,38-55	3:09	6,197
Nov. 21	at Sacramento State*	W,35-21	3:10	10,237

Home games in ALL CAPS  
\* Big Sky Conference game

11-GAME TEAM STATS	UC DAVIS	OPP
<b>FIRST DOWNS</b> .....	<b>221</b>	<b>246</b>
Rushing .....	75	128
Passing .....	129	102
Penalt .....	17	16
<b>NET RUSHING YARDS</b> .....	<b>1340</b>	<b>2608</b>
Yards Gained .....	1613	2788
Yards Lost .....	273	180
Attempts .....	386	444
Yards Per Game .....	121.8	237.1
Yards Per Attempt .....	3.5	5.9
<b>NET PASSING YARDS</b> .....	<b>2600</b>	<b>2329</b>
Att-Comp-Int .....	245-380-8	184-321-3
Yards Per Attempt .....	6.8	7.3
Yards Per Catch .....	10.6	12.7
Completion Pct. ....	64.5	57.3
Yards Per Game .....	236.4	211.7
<b>TOTAL OFFENSE</b> .....	<b>3940</b>	<b>4937</b>
Total Plays .....	766	765
Yards Per Play .....	5.1	6.5
Yards Per Game .....	358.2	448.8
<b>RETURN YARDS</b>		
Punt Returns-Yards .....	<b>12-94</b>	<b>14-274</b>
Average .....	7.8	19.6
Interception Returns-Yards .....	3-18	8-33
Average .....	6.0	4.1
Kickoff Returns-Yards .....	44-976	36-697
Average .....	22.2	26.8
<b>PUNTING AVERAGE</b> .....	<b>39.2</b>	<b>44.3</b>
Punts-Yards .....	59-2313	40-1774
Inside 20 .....	17	18
Net Average .....	32.9	40.0
Punts Had Blocked .....	2	0
<b>SACKS BY-YARDS</b> .....	<b>14-84</b>	<b>22-157</b>
<b>FUMBLES-LOST</b> .....	<b>13-8</b>	<b>16-8</b>
<b>TURNOVER MARGIN</b> .....	<b>-5</b>	
Takeaways-Giveaways .....	11-16	
<b>PENALTIES-YARDS</b> .....	<b>45-382</b>	<b>60-589</b>
Yards Per Game .....	34.7	53.5

	UC DAVIS	OPP
<b>AVG. TIME OF POSSESSION</b> .....	<b>34:37</b>	<b>25:23</b>
<b>3RD-DOWN EFFICIENCY PCT.</b> .....	<b>38%</b>	<b>40%</b>
Conversion-Attempts .....	63-165	53-134
<b>4TH-DOWN EFFICIENCY PCT.</b> .....	<b>55%</b>	<b>48%</b>
Conversion-Attempts .....	14-84	22-157
<b>RED ZONE</b>		
Scored .....	<b>29-32</b>	<b>40-47</b>
Percentage .....	91%	85%
Scored Touchdown .....	20-32	34-47
Percentage .....	63%	72%
<b>SCORING</b> .....	<b>245</b>	<b>376</b>
Points Per Game .....	22.3	34.2
Touchdowns .....	28	48
Rush-Pass-Return .....	29	50
Field Goals-Attempts .....	14-17	10-15
1pt Conversions-Attempts .....	29-29	46-50
2pt Conversions-Attempts .....	0-0	0-0
Defensive XPs .....	0	0
Safeties .....	0	0

## WIN-LOSS NOTES FOR 2014

<b>RECORD</b> .....	<b>2-9</b>
Home .....	1-4
Away .....	1-5
Overtime .....	0-0
Leading After First Quarter .....	2-1
Trailing After First Quarter .....	0-6
Tied After First Quarter .....	1-2
Leading at Halftime .....	1-0
Trailing at Halftime .....	0-9
Tied at Halftime .....	0-2
Leading After Third Quarter .....	1-0
Trailing After Third Quarter .....	0-9
Tied After Third Quarter .....	0-0
vs. Division I FBS .....	0-2
vs. Division I FCS .....	2-7
vs. Division II/III/NAIA (including first-year reclassifying) .....	0-0
Score First .....	1-4
Outgain Opponents .....	2-0
More Possession Time .....	2-8
Scoring 30-plus Points .....	2-1
Allowing 20 or Fewer .....	0-0
Having 100-yard Rusher .....	1-0
Having 300-yard Passer .....	1-1
Day .....	2-6
Night .....	0-3

# 2015 INDIVIDUAL STATISTICS

## RUSHING

Player	G	Att	Gain	Loss	Net	Avg.	TD	Long
MANUSAMOA LUUGA	1	166	651	38	613	3.7	6	39
JOSHUA KELLEY	1	106	568	38	530	5.0	3	34
MITCHELL LAYTON	1	46	186	0	186	4.0	0	14
JUSTIN WILLIAMS	5	16	64	10	54	3.4	0	12
RAMON VARGAS	7	1	13	0	13	13.0	0	13
COREY COLLINS	1	1	6	0	6	6.0	0	6
C.J. SPENCER	7	16	52	48	4	0.2	1	13
TEAM	5	2	0	4	-4	-2.0	0	0
BEN SCOTT	8	32	73	135	-62	-1.9	1	14
<b>AGGIES</b>	<b>11</b>	<b>386</b>	<b>1613</b>	<b>273</b>	<b>1340</b>	<b>3.5</b>	<b>11</b>	<b>39</b>
Opponents	11	444	2788	180	2608	5.9	27	95

## PASSING

Player	G	Att	Comp	Int	Pct	Yds	TD	Long	Rat
BEN SCOTT	8	248	158	7	63.7	1598	11	75	126.83
C.J. SPENCER	7	131	86	1	65.6	971	6	51	141.50
MITCHELL SHEPPARD	11	1	1	0	100.0	31	0	31	360.40
<b>AGGIES</b>	<b>11</b>	<b>380</b>	<b>245</b>	<b>8</b>	<b>64.5</b>	<b>2600</b>	<b>17</b>	<b>75</b>	<b>132.5</b>
Opponents	11	321	184	3	57.3	2329	21	65	137.99

## RECEIVING

Player	G	No.	Yds	Avg.	TD	Long
MANUSAMOA LUUGA	11	51	371	7.3	1	23
CHRIS MARTIN	11	46	658	14.3	5	75
Alex Cannon	10	35	420	12.0	3	51
DEREK BALJEU	11	24	167	7.0	2	22
RAMON VARGAS	7	23	284	12.3	2	51
COREY COLLINS	11	15	103	6.9	0	20
NEHEMIAH WINSTON	9	10	117	11.7	2	25
NOLAN TOOLEY	10	10	100	10.0	1	24
Atlas Smith	8	7	115	16.4	1	31
BRANDYN LEE	9	6	75	12.5	0	18
JUSTIN WILLIAMS	5	5	47	9.4	0	19
Zach Boman	7	5	30	6.0	0	10
MITCHELL SHEPPARD	11	2	52	26.0	0	47
ETHAN HICKS	9	2	27	13.5	0	20
LUKE WILLIAMS	11	2	19	9.5	0	10
JOSHUA KELLEY	10	1	10	10.0	0	10
GABE MARTINEZ	6	1	5	5.0	0	5
<b>AGGIES</b>	<b>11</b>	<b>245</b>	<b>2600</b>	<b>10.6</b>	<b>17</b>	<b>75</b>
Opponents	11	184	2329	12.7	21	65

## PUNTING

Player	G	No.	Yds	Avg.	Long	TB	FC	I20	50+	Blk
COLBY WADMAN	11	57	2313	40.6	61	5	22	17	13	2
Team	11	2	0	0.0	0	0	0	0	0	0
<b>AGGIES</b>	<b>11</b>	<b>59</b>	<b>2313</b>	<b>39.2</b>	<b>61</b>	<b>5</b>	<b>22</b>	<b>17</b>	<b>13</b>	<b>2</b>
Opponents	11	40	1774	44.3	71	4	8	18	14	0

## TOTAL OFFENSE (LEADERS)

Player	G	Plays	Rush	Pass	Total	Yds/G
BEN SCOTT	8	280	-62	1598	1536	192.0
C.J. SPENCER	7	147	4	971	975	139.3
MANUSAMOA LUUGA	11	166	613	0	613	55.7
JOSHUA KELLEY	10	106	530	0	530	53.0
MITCHELL LAYTON	11	46	186	0	186	16.9
JUSTIN WILLIAMS	5	16	54	0	54	10.8
MITCHELL SHEPPARD	11	1	0	31	31	2.8
RAMON VARGAS	7	1	13	0	13	1.9
COREY COLLINS	11	1	6	0	6	0.5
TEAM	5	2	-4	0	-4	-0.8
<b>AGGIES</b>	<b>11</b>	<b>766</b>	<b>1340</b>	<b>2600</b>	<b>3940</b>	<b>358.2</b>
OPPONENTS	11	765	2608	2329	4937	448.8

CURRENT AGGIES IN ALL CAPS

## SCORING

Player	TD	FG	1pt	2pt	DXP	Saf	Pts
Brady Stuart	0	14-17	29-29	0-0	0	0	71
MANUSAMOA LUUGA	7	0-0	0-0	0-0	0	0	42
CHRIS MARTIN	5	0-0	0-0	0-0	0	0	30
JOSHUA KELLEY	3	0-0	0-0	0-0	0	0	18
Alex Cannon	3	0-0	0-0	0-0	0	0	18
NEHEMIAH WINSTON	2	0-0	0-0	0-0	0	0	12
DEREK BALJEU	2	0-0	0-0	0-0	0	0	12
RAMON VARGAS	2	0-0	0-0	0-0	0	0	12
NOLAN TOOLEY	1	0-0	0-0	0-0	0	0	6
Atlas Smith	1	0-0	0-0	0-0	0	0	6
C.J. SPENCER	1	0-0	0-0	0-0	0	0	6
DELVIN ALEXANDER	1	0-0	0-0	0-0	0	0	6
BEN SCOTT	1	0-0	0-0	0-0	0	0	6
<b>AGGIES</b>	<b>29</b>	<b>14-17</b>	<b>29-29</b>	<b>0-0</b>	<b>0</b>	<b>0</b>	<b>245</b>
OPPONENTS	50	10-15	46-50	0-0	0	0	376

## FIELD GOALS

Player	Total	Pct.	0-29	30-39	40-49	50+	Long
Brady Stuart							

## PUNT RETURNS

Player	Ret	Yds	Avg.	TD	Long
CHRIS MARTIN	11	102	9.3	0	49
TEAM	1	-8	-8.0	0	0
<b>AGGIES</b>	<b>12</b>	<b>94</b>	<b>7.8</b>	<b>0</b>	<b>49</b>
Opponents	14	274	19.6	2	46

## KICKOFF RETURNS

Player	Ret	Yds	Avg.	TD	Long
JOSHUA KELLEY	22	574	26.1	0	56
CHRIS MARTIN	12	203	16.9	0	28
NATE WALKER	4	92	23.0	0	39
Alex Cannon	3	55	18.3	0	21
Shamawn Wright	1	15	15.0	0	15
COREY COLLINS	1	11	11.0	0	11
JUSTIN WILLIAMS	1	26	26.0	0	26
<b>AGGIES</b>	<b>44</b>	<b>976</b>	<b>22.2</b>	<b>0</b>	<b>56</b>
Opponents	26	697	26.8	0	65

## ALL-PURPOSE YARDS (LEADERS)

Player	Rush	Rec	PRet	KRet	IR	Total	Yds/G
JOSHUA KELLEY	530	10	0	574	0	1114	111.4
MANUSAMOA LUUGA	613	371	0	0	0	984	89.5
CHRIS MARTIN	0	658	102	203	0	963	87.5
Alex Cannon	0	420	0	55	0	475	47.5
RAMON VARGAS	13	284	0	0	0	297	42.4
MITCHELL LAYTON	186	0	0	0	0	186	16.9
DEREK BALJEU	0	167	0	0	0	167	15.2
JUSTIN WILLIAMS	54	47	0	26	0	127	25.4
COREY COLLINS	6	103	0	11	0	120	10.9
NEHEMIAH WINSTON	0	117	0	0	0	117	13.0
Atlas Smith	0	115	0	0	0	115	14.4
NOLAN TOOLEY	0	100	0	0	0	100	10.0
Nate Walker	0	0	0	92	0	92	11.5
BRANDYN LEE	0	75	0	0	0	75	8.3
MITCHELL SHEPPARD	0	52	0	0	0	52	4.7
Zach Boman	0	30	0	0	0	30	4.3
ETHAN HICKS	0	27	0	0	0	27	3.0
LUKE WILLIAMS	0	19	0	0	0	19	1.7
Shamawn Wright	0	0	0	15	0	15	7.5
DARRYL GRAHAM	0	0	0	0	9	9	0.8
DELVIN ALEXANDER	0	0	0	0	9	9	1.0
GABE MARTINEZ	0	5	0	0	0	5	0.8
C.J. SPENCER	4	0	0	0	0	4	0.6
TEAM	-4	0	-8	0	0	-12	-2.4
BEN SCOTT	-62	0	0	0	0	-62	-7.8
<b>AGGIES</b>	<b>1340</b>	<b>2600</b>	<b>94</b>	<b>976</b>	<b>18</b>	<b>5028</b>	<b>457.1</b>
Opponents.....	2608	2329	274	697	33	5941	540.1



# 2015 INDIVIDUAL STATISTICS

## TACKLES

Player	Pos	G	Solo	Ast	Tot	TFL	Sacks
DARRYL GRAHAM	S	11	48	28	76	1.5-3	.
Travon Brooks	LB	11	30	30	60	3.0-12	1.5-11
PATRICK WELLS	CB	11	30	15	45	3.0-4	.
RUSSELL REEDER	LB	9	24	21	45	1.5-5	0.5-4
BRADY STIBI	LB	10	26	17	43	.	.
ZACH JONES	S	11	25	15	40	.	.
Kyle DeVaughn	DT	11	14	22	36	4.5-28	4.0-25
BRANDON WEAVER	DE	11	22	14	36	3.5-14	3.0-14
Walter Earnest	DE	11	23	10	33	4.5-14	2.0-10
ZAK PETTIT	DE	11	15	18	33	2.0-9	1.5-8
RYAN PARENTEAU	S	8	22	10	32	1.0-1	.
INOKE RAIKADROKA	DT	11	11	21	32	4.0-14	0.5-4
VINCENT WHITE	CB	7	14	9	23	.	.
Jonathan Bias	LB	9	10	13	23	1.0-3	.
XAVIER GRIGGS	LB	11	9	13	22	0.5-1	.
DELVIN ALEXANDER	CB	9	9	5	14	.	.
Nate Walker	CB	8	8	3	11	.	.
RYAN BUA	LB	3	5	5	10	2.0-9	.
KELEEN CULBERSON	S	2	8	2	10	.	.
ERIK HOLMER	LB	11	5	4	9	1.0-3	.
DESMOND LEWIS	CB	10	7	1	8	.	.
Jordan Hoyt	DT	5	5	3	8	.	.
RYAN LEFOTU	DT	11	.	7	7	.	.
ISIAH OLAVE	CB	3	5	1	6	.	.
Shamawn Wright	CB	2	4	1	5	.	.
Alex Cannon	WR	10	2	1	3	.	.
MANUSAMOA LUUGA	RB	11	1	2	3	.	.
ETHAN HICKS	FB	9	2	1	3	.	.
LUKE WILLIAMS	WR	11	2	1	3	.	.
CHRIS MARTIN	WR	11	2	.	2	.	.
COLBY WADMAN	P	11	1	.	1	.	.
Parker Smith	OL	10	1	.	1	.	.
Atlas Smith	TE	8	1	.	1	.	.
Artice Nelson	LB	3	.	1	1	.	.
JUSTIN WILLIAMS	RB	5	.	1	1	.	.
DEREK BALJEU	FB	11	.	1	1	.	.
MITCHELL LAYTON	RB	11	.	1	1	.	.
GRANT HILTON	LS	11	.	1	1	.	.
BEN SCOTT	QB	8	1	.	1	.	.
<b>AGGIES</b>		<b>11</b>	<b>392</b>	<b>298</b>	<b>690</b>	<b>36.0-129</b>	<b>14-84</b>
Opponents		11	439	384	823	65.0-274	22-157

## INTERCEPTIONS

Player	Int	Yds	Avg.	TD	Long
PATRICK WELLS	1	0	0.0	0	0
DELVIN ALEXANDER	1	9	9.0	1	9
DARRYL GRAHAM	1	9	9.0	0	9
<b>TOTAL</b>	<b>3</b>	<b>18</b>	<b>6.0</b>	<b>1</b>	<b>9</b>
Opponents	8	33	4.1	0	31

CURRENT AGGIES IN ALL CAPS

## FUMBLES

Player	Forced	Rec.	Yds
RYAN PARENTEAU	2	1	15
XAVIER GRIGGS	.	1	7
Kyle DeVaughn	.	1	19
DARRYL GRAHAM	2	.	.
Travon Brooks	1	.	.
BRANDON WEAVER	1	.	.
RYAN BUA	1	.	.
MANUSAMOA LUUGA	1	.	.
<b>AGGIES</b>	<b>8</b>	<b>3</b>	<b>41</b>
Opponents	7	1	0

## MISCELLANEOUS

### PASS BREAK-UPS

VINCENT WHITE 9, PATRICK WELLS 6, DARRYL GRAHAM 5, ZACH JONES 3, RYAN PARENTEAU 2, DESMOND LEWIS 2, BRADY STIBI 1, DELVIN ALEXANDER 1, ERIK HOLMER 1, ISIAH OLAVE 1, Shamawn Wright 1. **AGGIES 32.** Opponents 34.

### QB HURRIES

INOKE RAIKADROKA 3, Walter Earnest 2, BRANDON WEAVER 2. **AGGIES 7.** Opponents 14.

### BLOCKED KICKS

Travon Brooks 1, Kyle DeVaughn 1. **AGGIES 2.** Opponents 3.

## AGGIES AMONG THE NCAA I FCS LEADERS

### Aggies (in top 30 only)

- Time of possession - 2nd (34:37)
- Fewest penalties - 3rd (45)
- Fewest penalties per game - 3rd (4.09)
- Fewest penalty yards - 3rd (382)
- Fewest penalty yards per game - 3rd (34.7)
- Red-zone defense - T-5th (.906)
- Completion percentage - 12th (.645)
- Kickoff returns - 28th (22.18)
- Passes had intercepted - 30th (8)

### Brady Stuart

- Field goal percentage - 12th (.824)
- Field goals per game - 14th (1.27)

### JOSHUA KELLEY

- Kickoff returns - 19th (26.1)

# 2015 GAME-BY-GAME TEAM STATS

Date	Opponent	Result	First Downs	Rushing Att-Yards	Passing Comp-Att-Int	Passing Yds	Total Offense	Ret. Yds	TOs
Sept. 3	Nevada	17-31	22/22	27-89/39-232	32-47-0/13-23-0	238/163	74-327/ 62-395	72/61	0/0
Sept. 12	SOUTH DAKOTA	17-27	16/17	32-60/38-243	20-38-3/12-22-1	234/137	70-294/ 60-380	74/89	4/2
Sept. 19	Hawai'i	27-47	20/23	46-169/31-193	19-27-0/17-24-0	240/272	73-409/ 55-465	185/133	1/1
Sept. 26	North Dakota	24-31	15/17	32-67/40-240	18-26-1/ 8-19-1	216/58	58-283/ 59-298	212/124	2/1
Oct. 3	MONTANA	13-27	18/25	39-105/46-166	19-35-2/30-51-0	234/275	74-339/ 97-441	42/28	4/1
Oct. 10	NORTHERN ARIZONA	38-24	27/19	48-208/35-165	20-35-0/20-34-0	289/265	83-497/ 69-430	47/78	0/1
Oct. 17	Northern Colorado	27-56	24/21	36-130/32-298	30-38-1/10-16-1	223/186	74-353/ 48-484	184/46	1/1
Oct. 24	SOUTHERN UTAH	6-34	15/23	35-78/38-195	24-34-0/26-44-0	157/336	69-235/ 82-531	120/64	1/0
Nov. 7	Weber State	3-23	9/25	21-28/55-321	15-28-1/13-32-0	146/158	49-174/ 87-479	77/56	2/2
Nov. 14	CAL POLY	38-55	24/31	30-195/66-491	25-37-0/ 7-10-0	311/183	67-506/ 76-674	90/150	0/2
Nov. 21	Sacramento State	35-21	31/23	40-211/24-64	23-35-0/28-46-0	312/296	75-523/ 70-360	26/175	1/0
<b>Totals</b>		<b>245-376</b>	<b>221/246</b>	<b>386-1340/444-2608</b>	<b>245-380- 8/184-321- 3</b>	<b>2600/2329</b>	<b>766-3940/765-4937</b>	<b>1129/1004</b>	<b>16/11</b>

Date	Opponent	3rd Down		4th Down		Time of Poss.	Yds/Rush	Yds/Pass	Yds/Play	Punts/Avg.	Penalties
		Conversions	Attempts	Conversions	Attempts						
Sept. 3	Nevada	9-18/6-10	1-2/0-1	34:07/ 25:53	3.3/5.9	5.1/7.1	4.4/6.4	5-41.4/2-45.0	4-31/6-50		
Sept. 12	SOUTH DAKOTA	6-16/0-9	0-1/0-0	31:13/ 28:47	1.9/6.4	6.2/6.2	4.2/6.3	7-37.4/7-41.9	7-73/12-102		
Sept. 19	Hawai'i	8-16/4-9	0-1/0-1	39:58/ 20:02	3.7/6.2	8.9/11.3	5.6/8.5	5-31.8/1-55.0	10-73/7-42		
Sept. 26	North Dakota	5-13/5-10	2-2/0-0	31:46/ 28:14	2.1/6.0	8.3/3.1	4.9/5.1	4-36.5/4-50.2	2-19/2-10		
Oct. 3	MONTANA	4-16/6-19	1-2/3-6	31:54/ 28:06	2.7/3.6	6.7/5.4	4.6/4.5	7-39.7/6-37.2	2-19/3-33		
Oct. 10	NORTHERN ARIZONA	8-16/2-13	2-3/1-3	40:42/ 19:18	4.3/4.7	8.3/7.8	6.0/6.2	3-39.3/4-52.8	3-30/3-30		
Oct. 17	Northern Colorado	10-18/2-4	1-2/1-1	42:45/ 17:15	3.6/9.3	5.9/11.6	4.8/10.1	3-32.3/1-38.0	3-27/4-81		
Oct. 24	SOUTHERN UTAH	1-17/8-17	3-4/1-3	36:26/ 23:34	2.2/5.1	4.6/7.6	3.4/6.5	9-41.4/6-41.7	2-9/6-60		
Nov. 7	Weber State	1-12/6-18	0-1/3-5	23:57/ 36:03	1.3/5.8	5.2/4.9	3.6/5.5	7-43.4/2-48.5	5-41/7-80		
Nov. 14	CAL POLY	4-11/7-10	1-2/2-2	31:28/ 28:32	6.5/7.4	8.4/18.3	7.6/8.9	4-42.5/0-0.0	4-35/6-56		
Nov. 21	Sacramento State	7-12/7-15	0-0/0-1	36:33/ 23:27	5.3/2.7	8.9/6.4	7.0/5.1	5-39.8/7-45.1	3-25/4-45		
<b>Totals</b>		<b>63-165/53-134</b>	<b>11-20/11-23</b>	<b>380:49/279:11</b>	<b>3.5/5.9</b>	<b>6.8/7.3</b>	<b>5.1/6.5</b>	<b>59-39.2/ 40-44.3</b>	<b>45-382/ 60-589</b>		

# 2015 GAME-BY-GAME RED ZONE STATS

UC DAVIS Date	Opponent	Result	Times in Red Zone	Times Scored	Total Pts	Totals				Failed to score inside Red Zone					
						TDs	TDs	FGs	FGs	FGA	Downs	Int	Fumb	Half	Game
Sep 3	at Nevada	L, 17-31	3	3	17	2	1	1	1	0	0	0	0	0	0
Sep 12	South Dakota	L, 17-27	1	1	7	1	1	0	0	0	0	0	0	0	0
Sep 19	at Hawai'i	L, 27-47	4	4	20	2	1	1	2	0	0	0	0	0	0
Sep 26	at North Dakota	L, 24-31	3	3	17	2	0	2	1	0	0	0	0	0	0
Oct 03	Montana	L, 13-27	3	2	10	1	0	1	1	0	0	1	0	0	0
Oct 10	Northern Arizona	W, 38-24	3	3	21	3	2	1	0	0	0	0	0	0	0
Oct 17	at Northern Colorado	L, 27-56	4	4	20	2	1	1	2	0	0	0	0	0	0
Oct 24	Southern Utah	L, 6-34	1	1	3	0	0	0	1	0	0	0	0	0	0
Nov 07	at Weber State	L, 3-23	2	0	0	0	0	0	0	0	1	0	0	1	0
Nov 14	Cal Poly	L, 38-55	3	3	17	2	1	1	1	0	0	0	0	0	0
Nov 21	at Sacramento State	W, 35-21	5	5	35	5	2	3	0	0	0	0	0	0	0
<b>Totals</b>		<b>32</b>	<b>29</b>	<b>167</b>	<b>20</b>	<b>9</b>	<b>11</b>	<b>9</b>	<b>0</b>	<b>1</b>	<b>1</b>	<b>0</b>	<b>1</b>	<b>0</b>	<b>0</b>

OPPONENTS Date	Opponent	Result	Times in Red Zone	Times Scored	Total Pts	Totals				Failed to score inside Red Zone					
						TDs	TDs	FGs	FGs	FGA	Downs	Int	Fumb	Half	Game
Sep 3	at Nevada	L, 17-31	5	5	31	4	3	1	1	0	0	0	0	0	0
Sep 12	South Dakota	L, 17-27	3	3	17	2	1	1	1	0	0	0	0	0	0
Sep 19	at Hawai'i	L, 27-47	5	5	30	4	2	2	1	0	0	0	0	0	0
Sep 26	at North Dakota	L, 24-31	5	4	28	4	2	2	0	0	0	0	0	1	0
Oct 03	Montana	L, 13-27	4	3	20	3	1	2	0	0	0	0	1	0	0
Oct 10	Northern Arizona	W, 38-24	4	4	24	3	0	3	1	0	0	0	0	0	0
Oct 17	at Northern Colorado	L, 27-56	5	5	35	5	5	0	0	0	0	0	0	0	0
Oct 24	Southern Utah	L, 6-34	5	4	27	4	2	2	0	1	0	0	0	0	0
Nov 07	at Weber State	L, 3-23	6	3	13	1	1	0	2	1	2	0	0	0	0
Nov 14	Cal Poly	L, 38-55	3	3	20	3	2	1	0	0	0	0	0	0	0
Nov 21	at Sacramento State	W, 35-21	2	1	7	1	0	1	0	0	1	0	0	0	0
<b>Totals</b>			<b>47</b>	<b>40</b>	<b>252</b>	<b>34</b>	<b>19</b>	<b>15</b>	<b>6</b>	<b>2</b>	<b>3</b>	<b>0</b>	<b>1</b>	<b>1</b>	<b>0</b>

40 of 47 (85.1%)



# 2015 BIG SKY CONFERENCE RECAP

## FINAL STANDINGS

	BIG SKY					OVERALL					Streak
	W	L	Pct.	PF	PA	W	L	Pct.	PF	FA	
Southern Utah †	7	1	.875	312	134	8	4	.667	425	250	Lost 1
Portland State †	6	2	.750	273	215	9	3	.750	411	268	Lost 1
Montana †	6	2	.750	273	180	8	5	.615	381	320	Lost 1
Northern Arizona	5	3	.625	344	273	7	4	.636	432	383	Lost 1
North Dakota	5	3	.625	255	218	7	4	.636	309	283	Won 3
Eastern Washington	5	3	.625	249	286	6	5	.545	381	435	Won 3
Weber State	5	3	.625	194	189	6	5	.545	247	270	Won 2
Northern Colorado	3	5	.375	214	298	6	5	.545	330	378	Won 1
Montana State	3	5	.375	303	301	5	6	.455	461	377	Lost 1
Cal Poly	3	5	.375	311	302	4	7	.364	372	390	Lost 1
<b>UC DAVIS</b>	<b>2</b>	<b>6</b>	<b>.250</b>	<b>184</b>	<b>271</b>	<b>2</b>	<b>9</b>	<b>.182</b>	<b>245</b>	<b>376</b>	<b>Won 1</b>
Idaho State	1	7	.125	179	318	2	9	.182	242	450	Lost 5
Sacramento State	1	7	.125	161	267	2	9	.182	216	368	Lost 3

† NCAA Championship Participant

### FIRST TEAM OFFENSE

WR	Cooper Kupp*	EWU
WR	Emmanuel Butler	NAU
WR	Jamaal Jones	MON
OT	Clay DeBord	EWU
OT	John Weidenaar	MON
OG	Sean Meehan	UND
OG	Aaron Neary	EWU
C	Joe Hawkins	WSU
TE	Beau Sandland	MSU
QB	Case Cookus	NAU
RB	John Santiago*	UND
RB	Casey Jahn	NAU
FB	Joe Protheroe	CP
PK	Ryan Hawkins	NAU
RS	Ellis Onic II	UNC

### FIRST TEAM SPECIAL TEAMS

Hakeem Deggs	UNC
--------------	-----

### FIRST TEAM DEFENSE

DT	Tyler Kuder	ISU
DT	Caleb Kidder	MON
DE	James Cowser*	SUU
DE	Tyrone Holmes	MON
OLB	Michael Needham	SUU
OLB	Herbert Gamboa	MON
ILB	Will Ratelle	UND
ILB	Darnell Sankey	SAC
CB	Marcus Alford	NAU
CB	LeShaun Sims	SUU
S	Miles Killebrew	SUU
S	Patrick Onwuasor	PSU
P	Ryan Hawkins	NAU

### SECOND TEAM OFFENSE

WR	Madison Mangum	ISU
WR	Mike Sharp	SUU
WR	Kendrick Bourne	EWU
OT	John Schmaing	MON
OT	Kyle Smith	PSU
OG	Brandon Anderson	UND
OG	Cameron Young	WSU
C	Colton Boas	UND
TE	R.J. Rickert	NAU
QB	Dakota Prukop	MON
RB	David Jones	PSU
RB	Xavier Finney	ISU
FB	Zach Adler	UND
PK	Daniel Sullivan	MON
RS	Eric Wilkes	WSU

### SECOND TEAM SPECIAL TEAMS

Miles Killebrew	SUU
-----------------	-----

### SECOND TEAM DEFENSE

TDT	Taylor Sheridan	MON
DT	Sadat Sulleyman	PSU
DE	Samson Ebukam	EWU
DE	Davond Dade	PSU
OLB	Brian Labat	UND
OLB	Tre'von Johnson	WSU
ILB	Kendrick Van Ackeren	MON
ILB	Emmett Tela	WSU
CB	Devonte Johnson	WSU
CB	Xavier Coleman	PSU
S	Eddie Horn	NAU
S	Cole Reyes	UND
P	Mitch Meindel	UND

### THIRD TEAM OFFENSE

WR	Ellis Henderson	MON
WR	Mitch Herbert	MSU
WR	Shane Harrison	SAC
OT	Jacob Julian	NAU
OT	Mike Davis	PSU
OG	JP Flynn	MON
OG	Cam Keizur	PSU
C	Stephen Sippel	CP
TE	Steven Wroblewski	SUU
QB	Ammon Olsen	SUU
RB	Chad Newell	MSU
RB	Kori Garcia	CP
FB	Anthony Norris	SUU
K	Jonathan Gonzales	PSU
RS	Ellis Henderson	MON

### THIRD TEAM SPECIAL TEAMS

Connor Strahm	MON
---------------	-----

### THIRD TEAM DEFENSE

DT	Matt Sommer	EWU
DT	Daniel Fusi	PSU
DE	Mikhail Dubose	UND
DE	Brandon Dranka	UND
OLB	Taylor Nelson	SUU
OLB	Burton De Koning	CP
ILB	Matt Holley	SUU
ILB	Jeremiah Kose	MON
CB	Nate Harris	MON
CB	Aaron Sibley	PSU
S	Todd Raynes	EWU
S	Taylor Risner	UND
P	Tate Lewis	SUU

\* - Consensus

## BIG SKY INDIVIDUAL AWARDS

### OFFENSIVE PLAYER OF THE YEAR

Cooper Kupp, Eastern Washington

### DEFENSIVE PLAYER OF THE YEAR

James Cowser, Southern Utah

### NEWCOMER OF THE YEAR

Alex Kuresa, Portland State

### FRESHMEN OF THE YEAR

Case Cookus, Northern Arizona  
John Santiago, North Dakota

## HONORABLE MENTION (UC DAVIS ONLY)

WR	CHRIS MARTIN
OT	PARKER SMITH
FB	DEREK BALJEU
PK	BRADY STUART
RS	JOSHUA KELLEY

# 2015 BIG SKY CONFERENCE INDIVIDUAL STATS LEADERS

## RUSHING

	G	Att	Yds	Avg.	TD	Y/G
1. John Santiago, UND	11	223	1459	6.5	16	81
2. Chris Brown, CP	10	203	1084	5.3	13	60
3. Casey Jahn, NAU	10	187	1035	5.5	7	56

## PASSING

	G	Att	Cmp	Int	Pct.	Yds	TD	Y/G
1. Jordan West, EWU	10	230	356	8	64.6	3002	30	300.2
2. Case Cookus, NAU	11	222	322	5	68.9	3111	37	282.8
3. Ammon Olsen, SUU	12	291	489	8	59.5	3344	26	278.7

## PASSING EFF.

	G	Att	Cmp	Int	Pct.	Yds	TD	Rat
1. Case Cookus, NAU	11	222	322	5	68.9	3111	37	184.9
2. Jordan West, EWU	10	230	356	8	64.6	3002	30	158.8
3. Dakota Prukop, MSU	11	216	344	10	62.8	3025	28	157.7

## TOTAL OFFENSE

	G	Rush	Pass	Plays	Total	Y/G
1. Dakota Prukop, MSU	11	797	3025	502	3822	347.5
2. Jordan West, EWU	10	25	3002	394	3027	302.7
3. Case Cookus, NAU	11	209	3111	412	3320	301.8

## RECEPTIONS

	G	Rec	Yds	TD	Avg.	R/G
1. Cooper Kupp, EWU	11	114	1642	19	14.4	10.4
2. Kendrick Bourne, EWU	11	73	998	8	13.7	6.6
3. Shane Harrison, SAC	11	71	903	8	12.7	6.5

## RECEIVING YARDS

	G	Rec	Yds	TD	Avg.	Y/G
1. Cooper Kupp, EWU	11	114	1642	19	14.4	149.3
2. Emmanuel Butler, NAU	11	64	1208	15	18.9	109.8
3. Jamaal Jones, UM	13	74	1207	11	16.3	92.8

## SCORING (OVERALL)

	G	TD	FG	XP	2pt	Pts	P/G
1. Cooper Kupp, EWU	11	20	0	0	2	122	11.1
2. John Santiago, UND	11	16	0	0	0	96	8.7
T3. Chris Brown, CP	10	14	0	0	0	84	8.4
T3. Emmanuel Butler, NAU	11	15	0	0	0	90	8.2

## SCORING (TDs)

	Tot	Rush	Pass	Ret	2pt	Pts	P/G
1. Cooper Kupp, EWU	11	20	0	19	1	122	11.1
2. John Santiago, UND	11	16	16	0	0	96	8.7
3. Chris Brown, CP	10	14	13	1		84	8.4

## SCORING (KICK)

	G	PAT	FG	Pts	P/G
1. Ryan Hawkins, NAU	11	57,57	11,12	90	8.2
2. Daniel Sullivan, UM	13	39,42	20,26	99	7.6
3. J. Gonzales, PSU	12	50,51	13,16	89	7.4

## PUNT RETURNS

	G	Ret	Yds	Avg.	TD	Long
1. Isiah Hennie, SAC	10	12	141	1	67	11.8
2. Brady Measom, SUU	12	31	294	0	23	9.5
3. Chris Martin, UCD	11	11	102	0	49	9.3

## KICK RETURNS

	G	Ret	Yds	Avg.	TD	Long
1. Eric Wilkes, WSU	11	16	463	1	100	28.9
2. John Santiago, UND	11	21	581	0	46	27.7
<b>3. JOSHUA KELLEY, UCD</b>	<b>10</b>	<b>22</b>	<b>574</b>	<b>0</b>	<b>56</b>	<b>26.1</b>

## ALL PURPOSE

	G	Rush	Rec	PR	KR	Yds	Y/G
1. John Santiago, UND	11	1459	81	38	581	2159	196.3
2. Cooper Kupp, EWU	11	2	1642	94	0	1738	158.0
3. Trae Riek, UNCO	9	796	344	0	3	1143	127.0

## PUNTING

	G	No.	Yds	Long	Avg.
1. Ryan Hawkins, NAU	11	52	2406	71	46.3
2. Mitch Meindel, UND	11	51	2269	74	44.5
3. Trevor Bolton, MSU	11	33	1416	69	42.9

## FIELD GOALS

	G	FG	FGA	Pct.	FG/G
1. Daniel Sullivan, UM	13	20	26	76.9	1.54
T2. Brady Stuart, UCD	11	14	17	82.4	1.27
T2. Josh Kealamakia, WSU	11	14	23	60.9	1.27

## FIELD GOAL PERCENTAGE

	G	FG	FGA	Pct.	Long
1. Ryan Hawkins, NAU	11	11	12	51	91.7
<b>2. BRADY STUART, UCD</b>	<b>11</b>	<b>14</b>	<b>17</b>	<b>52</b>	<b>82.4</b>
3. J. Gonzales, PSU	12	13	16	51	81.2

## PAT PERCENTAGE

	G	XP	XPA	Pct.
T1. Ryan Hawkins, NAU	11	57	57	100.0
T1. Luke Daly, MSU	11	53	53	100.0
<b>T1. BRADY STUART, UCD</b>	<b>11</b>	<b>29</b>	<b>29</b>	<b>100.0</b>

## TACKLES

	G	Solo	Ast	Total	T/G
1. Darnell Sankey, SAC	11	57	96	153	13.9
2. K. Van Ackeren, UM	11	63	67	130	11.8
3. Miles Killebrew, SUU	12	75	58	133	11.1
4. Hayden Stout, ISU	11	52	61	113	10.3
5. Will Ratelle, UND	11	63	47	110	10.0

## SACKS

	G	Solo	Ast	Tot	Avg.
1. Tyrone Holmes, UM	13	16	4	93	1.38
2. James Cowser, SUU	12	11	0	55	1.08
T3. Jessie Clark, MSU	11	5	1	48	0.50
T3. George Obinna, SAC	11	5	1	36	0.50
T3. Davond Dade, PSU	12	5	0	6.0	0.50

## TACKLES FOR LOSS

	G	Solo	Ast	Tot	Avg.
1. Mac Bignell, MSU	11	20	1	69	1.86
2. Tyrone Holmes, UM	13	19	5	100	1.65
3. James Cowser, SUU	12	16	6	73	1.58

## INTERCEPTIONS

	G	Int	Yds	TD	Long	Int/G
1. P. Onwuasor, PSU	12	9	157	0	61	0.75
2. Xavier Coleman, PSU	12	5	33	0	33	0.42
3. Kyle Hannemann, SUU	10	4	68	0	52	0.40

## PASSES DEFENDED

	G	PBU	INT	Total	PD/G
1. Xavier Coleman, PSU	12	13	5	18	1.50
2. Marcus Alford, NAU	11	13	3	16	1.45
3. Deion Harris, UND	11	12	2	14	1.27
Taron Johnson, WSU	11	12	2	14	1.27

## FUMBLES FORCED

	G	No.	Avg.
1. Tu'uta Inoke, CP	10	4	0.40
2. Mac Bignell, MSU	11	4	0.36
3. James Cowser, SUU	12	4	0.33

## FUMBLES RECOVERED

	G	No.	Avg.
1. James Cowser, SUU	12	3	0.25
2. Mikhail Dubose, UNCO	10	2	0.20
T3. K. Van Ackeren, UM	11	2	0.18
T3. Jessie Clark, MSU	11	2	0.18



# 2015 BIG SKY CONFERENCE TEAM STATS LEADERS

## SCORING OFFENSE

	G	TD	FG	XP	2pt	Pts	P/G
1. Montana State	11	63	8	53	3	461	41.9
2. Northern Arizona	11	57	11	57	0	432	39.3
3. Southern Utah	12	57	12	45	1	425	35.4
4. Eastern Washington	11	53	4	45	3	381	34.6
5. Portland State	12	53	13	50	2	411	34.2
6. Cal Poly	11	52	5	45	0	372	33.8
7. Northern Colorado	11	45	6	42	0	330	30.0
8. Montana	13	46	20	39	1	381	29.3
9. North Dakota	11	39	13	36	0	309	28.1
10. Weber State	11	30	14	25	0	247	22.5
<b>11. UC DAVIS</b>	<b>11</b>	<b>29</b>	<b>14</b>	<b>29</b>	<b>0</b>	<b>245</b>	<b>22.3</b>
12. Idaho State	11	34	3	23	3	242	22.0
13. Sacramento State	11	27	9	27	0	216	19.6

## SCORING DEFENSE

	G	TD	FG	XP	2pt	Pts	P/G
1. Southern Utah	12	30	12	28	0	250	20.8
2. Portland State	12	35	9	31	0	268	22.3
3. Weber State	11	33	13	33	0	270	24.5
4. Montana	13	42	10	34	2	320	24.6
5. North Dakota	11	37	9	30	1	283	25.7
6. Sacramento State	11	49	10	44	0	368	33.5
<b>7. UC DAVIS</b>	<b>11</b>	<b>50</b>	<b>10</b>	<b>46</b>	<b>0</b>	<b>376</b>	<b>34.2</b>
8. Montana State	11	51	8	45	1	377	34.3
9. Northern Colorado	11	48	14	44	2	378	34.4
10. Northern Arizona	11	52	6	45	3	383	34.8
11. Cal Poly	11	52	9	45	2	390	35.5
12. Eastern Washington	11	58	12	51	0	435	39.5
13. Idaho State	11	59	13	57	0	450	40.9

## TOTAL OFFENSE

	G	Rush	Pass	Plays	Total	TD	Y/G
1. Montana State	11	2376	3342	838	5718	61	519.8
2. Eastern Washington	11	1377	3886	820	5263	50	478.5
Cal Poly	11	4260	1003	913	5263	52	478.5
4. Northern Arizona	11	1850	3329	818	5179	55	470.8
5. Southern Utah	12	1990	3350	910	5340	50	445.0
6. Montana	13	1853	3637	1069	5490	42	422.3
7. Portland State	12	3007	2021	839	5028	52	419.0
8. Idaho State	11	1367	3008	861	4375	33	397.7
9. Northern Colorado	11	1781	2449	701	4230	38	384.5
10. North Dakota	11	2625	1550	727	4175	38	379.5
11. Weber State	11	2001	2065	802	4066	27	369.6
12. Sacramento State	11	1183	2779	787	3962	24	360.2
<b>13. UC DAVIS</b>	<b>11</b>	<b>1340</b>	<b>2606</b>	<b>767</b>	<b>3946</b>	<b>28</b>	<b>358.7</b>

## TOTAL DEFENSE

	G	Rush	Pass	Plays	Total	TD	Y/G
1. Weber State	11	1592	2224	756	3816	29	346.9
2. North Dakota	11	1101	2858	718	3959	37	359.9
3. Montana	13	2466	2474	994	4940	38	380.0
4. Portland State	12	2304	2304	867	4608	32	384.0
5. Southern Utah	12	2409	2278	958	4687	29	390.6
<b>6. UC DAVIS</b>	<b>11</b>	<b>2615</b>	<b>2319</b>	<b>764</b>	<b>4934</b>	<b>48</b>	<b>448.5</b>
7. Sacramento State	11	1841	3147	773	4988	45	453.5
8. Idaho State	11	2957	2065	859	5022	52	456.5
9. Cal Poly	11	1873	3161	786	5034	49	457.6
10. Montana State	11	2722	2476	798	5198	51	472.5
11. Northern Arizona	11	1980	3238	879	5218	52	474.4
12. Eastern Washington	11	2838	2402	900	5240	52	476.4
13. Northern Colorado	11	2501	2928	908	5429	45	493.5

## RUSHING OFFENSE

	G	Att	Yds	Avg.	TD	Y/G
1. Cal Poly	11	779	4260	5.5	38	387.3
2. Portland State	12	598	3007	5.0	33	250.6
3. North Dakota	11	510	2625	5.1	23	238.6
4. Montana State	11	458	2376	5.2	31	216.0
5. Weber State	11	465	2001	4.3	15	181.9
6. Northern Arizona	11	465	1850	4.0	16	168.2
7. Southern Utah	12	415	1990	4.8	24	165.8
8. Northern Colorado	11	375	1781	4.7	23	161.9
9. Montana	13	518	1853	3.6	17	142.5
10. Eastern Washington	11	358	1377	3.8	14	125.2
11. Idaho State	11	363	1367	3.8	7	124.3
<b>12. UC DAVIS</b>	<b>11</b>	<b>387</b>	<b>1340</b>	<b>3.5</b>	<b>11</b>	<b>121.8</b>
13. Sacramento State	11	359	1183	3.3	6	107.5

## RUSHING DEFENSE

	G	Att	Yds	Avg.	TD	Y/G
1. North Dakota	11	369	1101	3.0	9	100.1
2. Weber State	11	410	1592	3.9	9	144.7
3. Sacramento State	11	415	1841	4.4	20	167.4
4. Cal Poly	11	404	1873	4.6	25	170.3
5. Northern Arizona	11	421	1980	4.7	26	180.0
6. Montana	13	627	2466	3.9	17	189.7
7. Portland State	12	485	2304	4.8	21	192.0
8. Southern Utah	12	577	2409	4.2	17	200.8
9. Northern Colorado	11	502	2501	5.0	21	227.4
<b>10. UC DAVIS</b>	<b>11</b>	<b>444</b>	<b>2615</b>	<b>5.9</b>	<b>27</b>	<b>237.7</b>
11. Montana State	11	490	2722	5.6	25	247.5
12. Eastern Washington	11	562	2838	5.0	30	258.0
13. Idaho State	11	559	2957	5.3	28	268.8

## PASSING OFFENSE

	G	Cmp-Att-Int	Pct.	Yds	Avg.	TDs	Y/G
1. Eastern Washington	11	298-462-12	64.5	3886	8.4	36	353.3
2. Montana State	11	238-380-11	62.6	3342	8.8	30	303.8
3. Northern Arizona	11	242-353-7	68.6	3329	9.4	39	302.6
4. Montana	13	317-551-15	57.5	3637	6.6	25	279.8
5. Southern Utah	12	292-495-8	59.0	3350	6.8	26	279.2
6. Idaho State	11	270-498-19	54.2	3008	6.0	26	273.5
7. Sacramento State	11	249-428-8	58.2	2779	6.5	18	252.6
<b>8. UC DAVIS</b>	<b>11</b>	<b>246-380-8</b>	<b>64.7</b>	<b>2606</b>	<b>6.9</b>	<b>17</b>	<b>236.9</b>
9. Northern Colorado	11	192-326-12	58.9	2449	7.5	15	222.6
10. Weber State	11	172-337-14	51.0	2065	6.1	12	187.7
11. Portland State	12	128-241-7	53.1	2021	8.4	19	168.4
12. North Dakota	11	123-217-5	56.7	1550	7.1	15	140.9
13. Cal Poly	11	68-134-3	50.7	1003	7.5	14	91.2

## PASSING DEFENSE

	G	Cmp-Att-Int	Yds	Pct.	Avg.	TDs	Y/G
1. Idaho State	11	181-300-8	60.3	2065	6.9	24	187.7
2. Southern Utah	12	199-381-20	52.2	2278	6.0	12	189.8
3. Montana	13	184-367-12	50.1	2474	6.7	21	190.3
4. Portland State	12	200-382-18	52.4	2304	6.0	11	192.0
5. Weber State	11	194-346-8	56.1	2224	6.4	20	202.2
<b>6. UC DAVIS</b>	<b>11</b>	<b>183-320-3</b>	<b>57.2</b>	<b>2319</b>	<b>7.2</b>	<b>21</b>	<b>210.8</b>
7. Eastern Washington	11	209-338-7	61.8	2402	7.1	22	218.4
8. Montana State	11	174-308-3	56.5	2476	8.0	26	225.1
9. North Dakota	11	218-349-6	62.5	2858	8.2	28	259.8
10. Northern Colorado	11	269-406-7	66.3	2928	7.2	24	266.2
11. Sacramento State	11	220-358-8	61.5	3147	8.8	25	286.1
12. Cal Poly	11	258-382-7	67.5	3161	8.3	24	287.4
13. Northern Arizona	11	267-458-10	58.3	3238	7.1	26	294.4

# 2015 BOXSCORES

## GAME 1: NEVADA 31, UC DAVIS 178

Sept. 3 • Mackay Stadium (Reno, Nev.) • Attendance: 21,483

<b>UC Davis (0-1)</b>	<b>0</b>	<b>3</b>	<b>0</b>	<b>14</b>	<b>-</b>	<b>17</b>
<b>Nevada (1-0)</b>	<b>7</b>	<b>14</b>	<b>3</b>	<b>7</b>	<b>-</b>	<b>31</b>

### 1st QUARTER

4:10 NEV Don Jackson 1 yd run (Brent Zuzo kick), UCD 0 - NEV 7

### 2nd QUARTER

11:47 NEV Don Jackson 7 yd run (Brent Zuzio kick), UCD 0 - NEV 14  
 06:27 NEV Jarred Gipson 2 yd pass from Tyler Stewart (Brent Zuzio kick), UCD 0 - NEV 21  
 00:47 UCD Brady Stuart 26 yd field goal.n16 plays, 66 yards, TOP 5:40, UCD 3 - NEV 21

### 3rd QUARTER

00:48 NEV Brent Zuzio 27 yd field goal, UCD 3 - NEV 24

### 4th QUARTER

06:56 UCD Ramon Vargas 5 yd pass from Ben Scott (Brady Stuart kick). UCD 10 - NEV 24  
 05:11 NEV Tyler Stewart15 yd run (Brent Zuzio kick), UCD 10 - NEV 31  
 00:02 UCD Ben Scott 3 yd run (Brady Stuart kick), UCD 17 - NEV 31

	UCD	NEV
FIRST DOWNS	22	22
RUSHES-YARDS (NET)	27-89	39-232
PASSING YDS (NET)	238	163
Passes Att-Comp-Int	47-32-0	23-13-0
TOTAL OFFENSE PLAYS-YARDS	74-327	62-395
Fumble Returns-Yards	0-0	0-0
Punt Returns-Yards	0-0	1-40
Kickoff Returns-Yards	3-72	2-21
Interception Returns-Yards	0-0	0-0
Punts (Number-Avg)	5-41.4	2-45.0
Fumbles-Lost	0-0	0-0
Penalties-Yards	4-31	6-50
Possession Time	34:07	25:53
Third-Down Conversions	9 of 18	6 of 10
Fourth-Down Conversions	1 of 2	0 of 1
Red-Zone Scores-Chances	3-3	5-5
Sacks By: Number-Yards	2-18	1-9

**RUSHING:** **UC Davis**-Joshua Kelley 6-43; Manusamoa Luuga 13-36; Justin Williams, 6-16; Ben Scott 2-minus 6. **Nevada**-Don Jackson 13-124; James Butler 14-65; Tyler Stewart 9-43; Blake 1-2; Team 2-minus 2.

**PASSING:** **UC Davis**-Ben Scott 32-47-0-238. **Nevada**-Tyler Stewart13-20-0-163; Hunter Fralick 0-3-0-0.

**RECEIVING:** **UC Davis**-Manusamoa Luuga 8-42; Justin Williams 4-44; Chris Martin 4-38; Ramon Vargas 4-33; Zach Boman 4-23; Derek Baljeu 3-13; Luke Williams 2-19; Brandyn Lee 1-12; Alex Cannon 1-8; Corey Collins 1-6. **Nevada**-H. Henderson 5-60; J. Richardson 3-66; B. Sanchez 2-27; Jarred Gipson 2-7; Don Jackson 1-3.

**TACKLES (UA-A): UC Davis**-Brady Stibi 4-2; Travon Brooks 4-1; Ryan Bua 3-2; Brandon Weaver 4-0; Keleen Culbertson 4-0; Patrick Wells 4-0; Isiah Olave 4-0; Russell Reeder 2-2; Kyle DeV Vaughn 1-3; Shamawn Wright 3-0; Zach Jones 2-0; Walter Earnest 1-1; Nate Walker 1-0; Ryan Parenteau 1-0; Jordan Hoyt 1-0; Colby Wadman 1-0; Chris Martin 1-0; Zak Pettit 1-0; Inoke Raikadroka 0-1. **Nevada**-Asauni 7-5; Randy Uzoma 3-4; Matthew Lyons 2-5; Trevor Taft 5-0; Bryan Lane, Jr. 5-0; Faaituala 4-0; Ahki Muhammad 2-2; Mitchell 3-0; Jordan Dobrich 1-2; Salesa Faraimo 2-0; Travis Wilson 2-0; Malik Reed 2-0; Lenny Jones 1-1; Elijah Moody 1-1; Tere Calloway 1-0; Jaden Sawyer 1-0; K. McReynolds 1-0; Jackson 1-0; C. Concellos 1-0; Johnson 1-0; Rykeem Yates1-0; Alex Bertrando 1-0; Ian Seau 1-0; Kalei Meyer 0-1; Korey Rush 0-1.

## GAME 2: SOUTH DAKOTA 27, UC DAVIS 17

Sept. 12 • Aggie Stadium (Davis, Calif.) • Attendance: 5,112

<b>South Dakota (1-1)</b>	<b>7</b>	<b>13</b>	<b>7</b>	<b>0</b>	<b>-</b>	<b>27</b>
<b>UC Davis (0-2)</b>	<b>3</b>	<b>0</b>	<b>14</b>	<b>0</b>	<b>-</b>	<b>17</b>

### 1st QUARTER

09:42 UCD Brady Stuart 40 yd field goal, USD 0 - UCD 3  
 06:15 USD Eric Shufford 8 yd pass from Ryan Saeger (Bergner,Miles kick), USD 7 - UCD 3

### 2nd QUARTER

10:29 USD Trevor Bouma 10 yd run (Miles Bergner kick), USD 14 - UCD 3  
 06:25 USD Miles Bergner 30 yd field goal, USD 17 - UCD 3  
 00:04 USD Miles Bergner 45 yd field goal, USD 20 - UCD 3

### 3rd QUARTER

08:49 UCD Manusamoa Luuga 2 yd run (Brady Stuart kick), USD 20 - UCD 10

### 4th QUARTER

06:47 UCD Chris Martin 75 yd pass from Ben Scott (Brady Stuart kick), USD 20 - UCD 17  
 06:12 USD Trevor Bouma 63 yd run (Bergner,Miles kick), USD 27 - UCD 17

	USD	UCD
FIRST DOWNS	17	16
RUSHES-YARDS (NET)	38-243	32-60
PASSING YDS (NET)	137	234
Passes Att-Comp-Int	22-12-1	38-20-3
TOTAL OFFENSE PLAYS-YARDS	60-380	70-294
Fumble Returns-Yards	0-0	1-15
Punt Returns-Yards	1--1	3-5
Kickoff Returns-Yards	3-88	4-54
Interception Returns-Yards	3-2	1-0
Punts (Number-Avg)	7-41.9	7-37.4
Fumbles-Lost	2-1	2-1
Penalties-Yards	12-102	7-73
Possession Time	28:47	31:13
Third-Down Conversions	0 of 9	6 of 16
Fourth-Down Conversions	0 of 0	0 of 1
Red-Zone Scores-Chances	3-3	1-1

**RUSHING:** South Dakota-Bouma,Trevor 18-186; Saeger,Ryan 7-31; Fredrick,M. 8-21; Jackson,Shamar 1-9; Shufford,Eric 2-0; TEAM 2-minus 4. **UC Davis**-Manusamoa Luuga10-30; Justin Williams 4-24; Joshua Kelley 7-19; Mitchell Layton 1-7; Corey Collins 1-6; Ben Scott 9-minus 26.

**PASSING:** **South Dakota**-Saeger,Ryan 12-22-1-137. **UC Davis**-Ben Scott 20-38-3-234.

**RECEIVING:** **South Dakota**-Trevor Bouma 3-48; Eric Shufford 3-35; Nick Meyer 2-26; Ben Kramer 2-9; B. Van Roekel, 1-11; Aaron Ramsey 1-8. **UC Davis**-Manusamoa Luuga 5-20; Chris Martin 4-121; Ramon Vargas 2-21; Nolan Tooley 2-16; Derek Baljeu2-6; Alex Cannon 1-20; Corey Collins 1-10; Brandyn Lee 1-10; Zach Boman 1-7; Justin Williams 1-3.

**TACKLES (UA-A): South Dakota**-JohnWessel 5-3; A. Van Ginkel, 4-3; Ryan Hillier 2-5; Keyen Lage 6-0; Jacob Warner 4-1; Michael Lilly, 3-1; Jet Moreland 3-0; Drew Iddings3-0; Tyson Graham 1-2; Jake Leohr 2-0; Paul Anderson 1-1; Colin Mertlik 1-0; Sean Bredl 1-0; Nick Jacobs1-0; Luke Worden 1-0; Spencer Hopkins 1-0; Alex Coker,1-0; Eric Shufford,1-0; Clay Fisher 1-0; Mason Ruiz 0-1; Chris Tyler 0-1. **UC Davis**-Russell Reeder 6-0; Keleen Culbertson 4-2; Brady Stibi 4-1; Walter Earnest 4-1; Patrick Wells 4-0; Ryan Parenteau 2-2; Darryl Graham 3-0; Kyle DeV Vaughn 3-0; Zach Jones 2-1; Brandon Weaver 2-0; Jordan Hoyt 1-1; Shamawn Wright 1-1; Inoke Raikadroka 1-0; Travon Brooks 1-0; Alex Cannon 1-0; Isiah Olave 0-1-0; Johnson 1-0; Rykeem Yates1-0; Alex Bertrando 1-0; Ian Seau 1-0; Kalei Meyer 0-1; Korey Rush 0-1.



# 2015 BOXSCORES

## GAME 3: HAWAII 47, UC DAVIS 27

Sept. 19 • Aloha Stadium (Honolulu, Hawaii) • Attendance: 25,714

<b>UC Davis (0-3)</b>	<b>3</b>	<b>7</b>	<b>0</b>	<b>17</b>	<b>-</b>	<b>27</b>
<b>Hawai'i (2-1)</b>	<b>3</b>	<b>10</b>	<b>13</b>	<b>21</b>	<b>-</b>	<b>47</b>

### 1st QUARTER

05:08 UCD Brady Stuart 21 yd field goal, UCD 3 - UH 0  
02:02 UH R. Sanchez 27 yd field goal, UCD 3 - UH 3

### 2nd QUARTER

08:41 UH R. Sanchez 46 yd field goal, UCD 3 - UH 6  
01:56 UCD Derek Baljeu 8 yd pass from Ben Scott (Brady Stuart kick), UCD 10 - UH 6  
00:56 UH Devan Stubblefield, 14 yd pass from WITTEK, Max (R. Sanche kick), UCD 10 - UH 13

### 3rd QUARTER

08:18 UH Paul Harris, 95 yd run (R. Sanche kick), UCD 10 - UH 20  
03:31 UH Melvin Davis 1 yd run (R. Sanche kick blocked), UCD 10 - UH 26

### 4th QUARTER

13:02 UH Marcus Kemp 19 yd pass from WITTEK, Max (R. Sanche kick), UCD 10 - UH 33  
10:52 UCD Chris Martin 69 yd pass from Ben Scott (Brady Stuart kick), UCD 17 - UH 33  
09:28 UH Melvin Davis 5 yd run (R. Sanche kick), UCD 17 - UH 40  
07:54 UH Dejaun Butler 26 yd blocked punt return (R. Sanche kick), UCD 17 - UH 47  
03:04 UCD Joshua Kelley 14 yd run (Brady Stuart kick), UCD 24 - UH 47  
00:53 UCD Brady Stuart 27 yd field goal, UCD 27 - UH 47

	<b>UCD</b>	<b>UH</b>
FIRST DOWNS	20	22
RUSHES-YARDS (NET)	46-169	31-193
PASSING YDS (NET)	240	272
Passes Att-Comp-Int	27-19-0	24-17-0
TOTAL OFFENSE PLAYS-YARDS	73-409	55-465
Fumble Returns-Yards	1-7	0-0
Punt Returns-Yards	0-0	2-37
Kickoff Returns-Yards	6-178	3-96
Interception Returns-Yards	0-0	0-0
Punts (Number-Avg)	5-31.8	1-55.0
Fumbles-Lost	2-1	3-1
Penalties-Yards	9-73	7-42
Possession Time	39:58	20:02
Third-Down Conversions	8 of 16	4 of 9
Fourth-Down Conversions	0 of 1	0 of 1
Red-Zone Scores-Chances	4-4	5-5
Sacks By: Number-Yards	2-14	0-0

**RUSHING:** UC Davis-Manusamoa Luuga 25-89; Joshua Kelley 8-36; Ben Scott 2-16; Justin Williams 6-14; Mitchell Layton 5-14. **Hawai'i**-Paul Harris 11-147; Melvin Davis 12-45; Max Wittek 5-13; Team 3-minus 12.

**PASSING:** UC Davis-Ben Scott 18-25-0-233; C.J. Spencer 1-2-0-7. **Hawai'i**-WITTEK, Max 17-24-0-272

**RECEIVING:** UC Davis-Chris Martin 4-123; Ramon Vargas 4-46; Manusamoa Luuga 4-25; Alex Cannon 3-20; Derek Baljeu 2-11; Brandyn Lee 1-9; Nehemiah Winsto 1-6. **Hawai'i**-Devan Stubblefield 6-108; Marcus Kemp 5-119; Dylan Collie 3-25; Paul Harris 2-17; Isaiah Bernard 1-3.

**TACKLES (UA-A):** UC Davis-Ryan Parenteau 4-2; Kyle DeVaughn 3-1; Darryl Graham 3-1; Russell Reeder 3-1; Ryan Bua 2-2; Patrick Wells 3-0; Walter Earnest 2-1; Jordan Hoyt 2-0; Nate Walker 2-0; Zak Pettit 2-0; Erik Holmer 2-0; Brandon Weaver 1-1; Inoke Raikadroka 1-1; Zach Jones 1-0; Travon Brooks 1-0; Isiah Olave 1-0; Vincent White 1-0; Artice Nelson 0-1. **Hawai'i**-Garcia Williams 12-3; Jackson 5-3; Koloamatangi 2-4; Tulimasealii 3-2; Daniel Lewis 3-2; Julian Gener 2-3; Luke Shawley 3-0; Kema-Kalei-wahea 2-1; Jamal Mayo 2-1; Jeremy Castro 2-1; Damien Packer 2-1; Lance Williams 1-2; DeMattei 1-2; Gifford Ka'au 2-0; Jalen Rogers 2-0; Jahlani Tavai 1-1; Phillips 1-1; Jason Muraoka 0-2; Dejaun Butler 0-2; Benetton Fonua 1-0; Simon Poti 1-0; R. Williams 1-0; P. Faalologo 1-0; Kory Rasmussen 0-1; Nick Nelson 0-1.

## GAME 4: NORTH DAKOTA 31, UC DAVIS 24

Sept. 26 • Alerus Center (Grand Forks, N.D.) • Attendance: 8,450

<b>UC Davis (0-4,0-1)</b>	<b>7</b>	<b>3</b>	<b>7</b>	<b>7</b>	<b>-</b>	<b>24</b>
<b>North Dakota (3-1, 1-0)</b>	<b>14</b>	<b>7</b>	<b>10</b>	<b>0</b>	<b>-</b>	<b>31</b>

### 1st QUARTER

11:28 UND John Santiago 2 yd run (Reid Taubenheim kick), UCD 0 - UND 7  
08:25 UND Zach Adler 4 yd pass from Keaton Studsrud (Reid Taubenheim kick), UCD 0 - UND 14  
03:20 UCD Chris Martin 27 yd pass from Ben Scott (Brady Stuart kick), 3-29 0:59, UCD 7 - UND 14

### 2nd QUARTER

05:19 UCD Brady Stuart 19 yd field goal, UCD 10 - UND 14  
00:23 UND Luke Stanley 3 yd pass from Keaton Studsrud (Reid Taubenheim kick), UCD 10 - UND 21

### 3rd QUARTER

12:10 UND John Santiago 6 yd run (Reid Taubenheim kick), UCD 10 - UND 28  
04:15 UCD Chris Martin 20 yd pass from Ben Scott (Brady Stuart kick), UCD 17 - UND 28  
01:42 UND Reid Taubenheim 46 yd field goal, UCD 17 - UND 31

### 4th QUARTER

06:12 UCD Alex Cannon 2 yd pass from Ben Scott (Brady Stuart kick), UCD 24 - UND 31

	<b>UCD</b>	<b>UND</b>
FIRST DOWNS	15	17
RUSHES-YARDS (NET)	32-67	40-240
PASSING YDS (NET)	216	58
Passes Att-Comp-Int	26-18-1	19-8-1
TOTAL OFFENSE PLAYS-YARDS	58-283	59-298
Fumble Returns-Yards	0-0	0-0
Punt Returns-Yards	2-65	1-1
Kickoff Returns-Yards	6-138	3-94
Interception Returns-Yards	1-9	1-31
Punts (Number-Avg)	4-36.5	4-50.2
Fumbles-Lost	2-1	1-0
Penalties-Yards	2-19	2-10
Possession Time	31:46	28:14
Third-Down Conversions	5 of 13	5 of 10
Fourth-Down Conversions	2 of 2	0 of 0
Red-Zone Scores-Chances	3-3	4-5
Sacks By: Number-Yards	0-0	2-11

**RUSHING:** UC Davis-Manusamoa Luuga 18-44; Joshua Kelley 5-14; Mitchell Layton 4-8; Ben Scott 4-3; TEAM 1-minus 2. **North Dakota**-John Santiago 19-152; Keaton Studsrud 11-59; Iwarri Smith 8-33; TEAM 2-minus 4.

**PASSING:** UC Davis-Ben Scott 14-20-1-174; C.J. Spencer 4-6-0-42. **North Dakota**-Keaton Studsrud 8-19-1-58.

**RECEIVING:** UC Davis-Alex Cannon 6-74; Ramon Vargas 4-36; Chris Martin 2-47; Derek Baljeu 2-26; Nehemiah Winsto 2-22; Manusamoa Luuga 1-12; Nolan Tooley 1-minus 1. **North Dakota**-Josh Seibel 2-22; M. Cerriteno 2-13; Luke Stanley 2-9; Brandon Walker 1-10; Zach Adler 1-4.

**TACKLES (UA-A):** UC Davis-Darryl Graham 7-3; Travon Brooks 2-3; Russell Reeder 3-1; Zach Jones 2-2; Inoke Raikadroka 2-2; Patrick Wells 2-1; Zak Pettit 2-1; Ryan Parenteau 2-1; Kyle DeVaughn 1-2; Walter Earnest 1-2; Brady Stibi 1-2; Nate Walker 2-0; Vincent White 0-2; Alex Cannon 1-0; Xavier Griggs 1-0; Ben Scott 1-0; Brandon Weaver 0-1; Jordan Hoyt 0-1. **North Dakota**-Will Ratelle 12-3; Cole Reyes 5-3; Taj Rich 5-3; Connor O'Brien 1-5; Jawon Johnson 2-3; J. Disterhaupt 2-1; William James 1-2; J. Irvin-Sills 0-3; Deion Harris 2-0; Dillon Olson 2-0; Tyus Carter 1-1; Brian Labat 0-2; Charles Flowers 1-0; M. Cerriteno 1-0; Dylan Harmston 1-0; Javen Butler 1-0; Brandon Dranka 1-0; Drew Greely 1-0; Luke Mathewson 1-0; Dayo Idowu 0-1; Tank Harris 0-1.

# 2015 BOXSCORES

## GAME 5: MONTANA 27, UC DAVIS 13

Oct. 3 • Aggie Stadium (Davis, Calif.) • Attendance: 6,241

**Montana (3-2, 2-0) 7 7 7 6 - 27**  
**UC Davis (0-5,0-2) 6 7 0 0 - 13**

### 1st QUARTER

12:35 UCD Brady Stuart 43 yd field goal, UM 0 - UCD 3  
 04:46 UCD Brady Stuart 20 yd field goal, UM 0 - UCD 6  
 00:50 UM Ben Roberts 20 yd pass from Chad Chalich (Daniel Sullivan kick), UM 7 - UCD 6

### 2nd QUARTER

13:44 UCD Derek Baljeu 11 yd pass from Ben Scott (Brady Stuart kick), UM 7 - UCD 13  
 12:19 UM Jamaal Jones 42 yd pass from Chad Chalich (Daniel Sullivan kick), UM 14 - UCD 13

### 3rd QUARTER

09:16 UM Ellis Henderson 4 yd pass from Chad Chalich (Daniel Sullivan kick), UM 21 - UCD 13

### 4th QUARTER

06:28 UM Jeremy Calhoun 5 yd run (Daniel Sullivan kick failed), UM 27 - UCD 13

	MON	UCD
FIRST DOWNS	25	18
RUSHES-YARDS (NET)	47-176	39-105
PASSING YDS (NET)	265	234
Passes Att-Comp-Int	50-29-0	35-19-2
TOTAL OFFENSE PLAYS-YARDS	97-441	74-339
Fumble Returns-Yards	0-0	0-0
Punt Returns-Yards	1-0	2--16
Kickoff Returns-Yards	1-28	4-58
Interception Returns-Yards	2-0	0-0
Punts (Number-Avg)	6-37.2	7-39.7
Fumbles-Lost	1-1	4-2
Penalties-Yards	3-33	2-19
Possession Time	28:06	31:54
Third-Down Conversions	6 of 19	4 of 16
Fourth-Down Conversions	3 of 6	1 of 2
Red-Zone Scores-Chances	3-4	2-3
Sacks By: Number-Yards	5-29	1-4

**RUSHING:** Montana-Chad Chalich 17-64; John Nguyen 14-35; Treshawn Favors 5-23; L. Longwood 2-18; Jeremy Calhoun 4-18; Caleb Lyons 1-15; Jamaal Jones 1-10; Team 3-minus 7. **UC Davis**-Mitchell Layton 12-62; Manusamoa Luuga 19-58; Ramon Vargas 1-13; Ben Scott 7-minus 28.

**PASSING:** Montana-Chad Chalich 29-49-0-265; Team 0-1-0-0. **UC Davis**-Ben Scott 18-34-2-203; Mitchell Sheppard 1-1-0-31.

**RECEIVING:** Montana-Chase Naccarato 13-84; Ben Roberts 7-74; Jamaal Jones 4-61; Ellis Henderson 4-34; John Nguyen 1-12. **UC Davis**-Manusamoa Luuga 6-52; Ramon Vargas 3-51; Derek Baljeu 3-38; Chris Martin 2-23; Nolan Tooley 2-9; Atlas Smith 1-31; Ethan Hicks 1-20; Nehemiah Winsto 1-10.

**TACKLES (UA-A):** Montana-K. Van Ackeren 6-5; Jeremiah Kose 6-3; JR Nelson 6-2; Caleb Kidder 5-2; Eric Johnson 3-2; Herbert Gamboa 2-3; Jamal Wilson 2-2; Chris Parker 3-0; Nate Harris 3-0; D. Crittenden 2-1; Tyrone Holmes 2-1; Yamen Sanders 2-1; Ryan Johnson 2-0; Connor Strahm 1-1; Tucker Schye 0-2; Connor Lebsock 0-1; Aaron Held 0-1; Justin Whitted 0-1. **UC Davis**-Brady Stibi 5-3; Patrick Wells 5-2; Jonathan Bias 5-1; Darryl Graham 5-1; Zach Jones 5-0; Brandon Weaver 4-1; Russell Reeder 3-1; Xavier Griggs 3-1; Travon Brooks 3-0; Nate Walker 2-1; Kyle DeVaughn 2-1; Walter Earnest 1-1; Inoke Raikadroka 1-1; Jordan Hoyt 1-1; Zak Pettit 1-0; Erik Holmer 1-0; Parker Smith 1-0; Manusamoa Luuga 0-1.

## GAME 6: UC DAVIS 38, NORTHERN ARIZONA 24

Oct. 10 • Aggie Stadium (Davis, Calif.) • Attendance: 6,432

**Northern Arizona (3-3, 1-2) 7 10 0 7 -24**  
**UC Davis (1-5,1-2) 14 3 14 7 -38**

### 1st QUARTER

07:32 NAU RJ Rickert 1 yd pass from Case Cookus (Ryan Hawkins kick), NAU 7 - UCD 0  
 04:20 UCD Manusamoa Luuga 1 yd run (Brady Stuart kick), NAU 7 - UCD 7  
 01:07 UCD Ramon Vargas 51 yd pass from Ben Scott (Brady Stuart kick), AU 7 - UCD 14

### 2nd QUARTER

13:44 NAU Ryan Hawkins 35 yd field goal, NAU 10 - UCD 14  
 00:51 UCD Brady Stuart 38 yd field goal, AU 10 - UCD 17  
 00:12 NAU Emmanuel Butler 23 yd pass from Case Cookus (Ryan Hawkins kick), NAU 17 - UCD 17

### 3rd QUARTER

10:13 UCD Chris Martin 3 yd pass from Ben Scott (Brady Stuart kick), NAU 17 - UCD 24  
 05:11 UCD Nehemiah Winsto 25 yd pass from Ben Scott (Brady Stuart kick), NAU 17 - UCD 31

### 4th QUARTER

02:47 UCD Manusamoa Luuga 1 yd run (Brady Stuart kick), NAU 17 - UCD 38  
 01:45 NAU RJ Rickert 7 yd pass from Case Cookus (Ryan Hawkins kick), NAU 24 - UCD 38

	NAU	UCD
FIRST DOWNS	19	27
RUSHES-YARDS (NET)	35-165	48-208
PASSING YDS (NET)	265	289
Passes Att-Comp-Int	34-20-0	35-20-0
TOTAL OFFENSE PLAYS-YARDS	69-430	83-497
Fumble Returns-Yards	0-0	1-19
Punt Returns-Yards	1-3	0-0
Kickoff Returns-Yards	3-81	1-28
Interception Returns-Yards	0-0	0-0
Punts (Number-Avg)	4-52.8	3-39.3
Fumbles-Lost	4-1	0-0
Penalties-Yards	3-30	3-30
Possession Time	19:18	40:42
Third-Down Conversions	2 of 13	8 of 16
Fourth-Down Conversions	1 of 3	2 of 3
Red-Zone Scores-Chances	4-4	3-3
Sacks By: Number-Yards	0-0	2-7

**RUSHING:** NAU-Casey Jahn 19-111; Case Cookus 11-55; Corbin Jountti 3-5; Kendyl Taylor 1-minus 2; TEAM 1-minus 4. **UC Davis**-Manusamoa Luuga 23-96; Joshua Kelley 20-94; Mitchell Layton 3-13; Ben Scott 1-7; TEAM 1-minus 2.

**PASSING:** Northern Arizona-Case Cookus 20-33-0-265; Alex Holmes 0-1-0-0. **UC Davis**-Ben Scott 20-35-0-289.

**RECEIVING:** Northern Arizona-Emmanuel Butler 7-110; RJ Rickert 6-71; Dejzon Walker 2-39; Alex Holmes 2-34; Elijah Marks 2-12; Casey Jahn 1-minus 1. **UC Davis**-Manusamoa Luuga 5-62; Ramon Vargas 3-75; Alex Cannon 3-43; Chris Martin 3-16; Atlas Smith 2-30; Derek Baljeu 2-20; Nehemiah Winsto 1-25; Brandyn Lee 1-18.

**TACKLES (UA-A):** Northern Arizona-Eddie Horn 5-9; Keith Graham 5-5; Jake Thomas 4-2; Josh Bamrick 1-5; Maurice Davison 1-5; Darius Lewis 3-2; Jake Casteel 3-2; Marcus Alford 4-0; John Herrero 0-4; Delvin Batiste 2-1; Kam'ron Johnson 2-0; Neal Murphy 1-1; Deon Young 1-1; Javere Smith 0-2; Derik Hall 0-2; Kourey Gabriel 1-0; Ronnie Manning 1-0; Emmanuel Butler 1-0; Brian Drullias 1-0; Cole Sterns 1-0; Zach McDonnell 1-0; Wes Sutton 0-1; Billy McEwen 0-1; Xavier Stephens 0-1. **UC Davis**-Travon Brooks 6-3; Russell Reeder 2-7; Darryl Graham 7-1; Zach Jones 3-3; Brandon Weaver 3-0; Vincent White 3-0; Kyle DeVaughn 2-1; Inoke Raikadroka 1-2; Xavier Griggs 0-3; Walter Earnest 2-0; Patrick Wells 1-1; Delvin Alexander 1-1; Zak Pettit 0-2; Ethan Hicks 1-0; Desmond Lewis 1-0; Ryan Lefotu 0-1; Nate Walker 0-1.



# 2015 BOXSCORES

## GAME 7: NORTHERN COLORADO 56, UC DAVIS 27

Oct. 17 • Nottingham Field (Greeley, Colo.) • Attendance: 4,525

**UC Davis (1-6,1-3) 0 3 10 14 -27**  
**Northern Colorado (4-2, 2-2) 21 21 14 0 -56**

### 1st QUARTER

12:55 UNC Jacob Knipp 10 yd run (Jamie Falloon kick), UCD 0 - UNC 7  
 10:07 UNC B. Cartagena 34 yd pass from Jacob Knipp (Jamie Falloon kick), UCD 0 - UNC 14  
 04:15 UNC B. Cartagena 57 yd run (Jamie Falloon kick), UCD 0 - UNC 21

### 2nd QUARTER

14:40 UNC Jacob Knipp 3 yd run (Jamie Falloon kick), UCD 0 - UNC 28  
 08:28 UNC Jacob Knipp 4 yd run (Jamie Falloon kick), UCD 0 - UNC 35  
 03:16 UNC B. Cartagena 1 yd run (Jamie Falloon kick), UCD 0 - UNC 42  
 00:00 UCD Brady Stuart 19 yd field goal, UCD 3 - UNC 42

### 3rd QUARTER

09:08 UCD Brady Stuart 21 yd field goal, UCD 6 - UNC 42  
 08:54 UNC Hakeem Deggs 75 yd run (Jamie Falloon kick), UCD 6 - UNC 49  
 05:15 UCD Delvin Alexander 9 yd interception return (Brady Stuart kick), UCD 13 - UNC 49  
 00:40 UNC Darius Graham 1 yd run (Jamie Falloon kick), UCD 13 - UNC 56

### 4th QUARTER

09:29 UCD Manusamoa Luuga 1 yd run (Brady Stuart kick), UCD 20 - UNC 56  
 00:51 UCD Alex Cannon 12 yd pass from C.J. Spencer (Brady Stuart kick), UCD 27 - UNC 56

	UCD	UNC
FIRST DOWNS	24	21
RUSHES-YARDS (NET) 36-130	32-298	
PASSING YDS (NET)	223	186
Passes Att-Comp-Int	38-30-1	16-10-1
TOTAL OFFENSE PLAYS-YARDS	74-353	48-484
Fumble Returns-Yards	0-0	0-0
Punt Returns-Yards	0-0	1-46
Kickoff Returns-Yards		7-175 0-0
Interception Returns-Yards	1-9	1-0
Punts (Number-Avg)	3-32.3	1-38.0
Fumbles-Lost	0-0	0-0
Penalties-Yards	3-27	4-81
Possession Time	42:45	17:15
Third-Down Conversions	10 of 18	2 of 4
Fourth-Down Conversions	1 of 2	1 of 1
Red-Zone Scores-Chances	4-4	5-5
Sacks By: Number-Yards	0-0	1-10

**RUSHING: UC Davis**-Mitchell Layton 13-58; Joshua Kelley 10-50; Manusamoa Luuga 8-20; C.J. Spencer 1-7; Ben Scott 4-minus 5. **Northern Colorado**-B. Cartagena 9-112; Hakeem Deggs 1-75; Darius Graham 14-71; Jacob Knipp 5-43; Zachary Lindsay 1-minus 1; Team 2-minus 2.

**PASSING: UC Davis**-Ben Scott 20-26-1-142; C.J. Spencer 10-12-0-81. **Northern Colorado**-Jacob Knipp 10-15-1-186; Jonathan Newsom 0-1-0-0.

**RECEIVING: UC Davis**-Chris Martin 8-58; Alex Cannon 6-67; Manusamoa Luuga 5-29; Nehemiah Winsto 3-30; Ramon Vargas 3-22; Derek Baljeu 2-10; Atlas Smith 1-8; Mitchell Sheppard 1-5; Corey Collins 1-minus 6. **Northern Colorado**-Sean Leslie 3-26; Alex Wesley 2-49; B. Cartagena 1-34; Darius Graham 1-25; M. McCauley 1-24; Stephen Miller 1-22; Samad Hinds 1-6.

**TACKLES (UA-A): UC Davis**-Jonathan Bias 2-4; Darryl Graham 2-3; Kyle DeVaughn 1-3; Patrick Wells 2-1; Travon Brooks 1-2; Walter Earnest 1-2; Brandon Weaver 1-2; Russell Reeder 1-2; Xavier Griggs 0-3; Inoke Raikadroka 0-3; Desmond Lewis 1-1; Erik Holmer 1-1; Nate Walker 1-1; Delvin Alexander 0-2; Atlas Smith 1-0; Zak Pettit 1-0; Grant Hilton 0-1; Ryan Lefotu 0-1; Ryan Martinez 0-1; Ryan Parenteau 0-1. **Northern Colorado**-Isaiah Williams 5-3; Taylor Risner 2-6; AJ Battle 2-5; C. Johnson 1-6; Bryan Stansbury 1-6; James Riddle 1-6; Tyler Bloyer 2-4; Ronald LaRue 1-4; Kyle Newsom 1-4; Lavell Sanders 3-1; James Davis 2-2; Brandon Lenoir 1-3; Trevor Douglass 1-3; Mikhail Dubose 0-4; AJ Isenburg 0-4; Chris Glover 2-1; Myles Overton 2-1; Weston Gadiant 0-3; T. Singleton 0-3; Brandon Biggs 0-3; Austin Berk 0-2; Evan Villanueva 0-2; Marques Combs 0-1; Alex Wesley 0-1; Denzel Hatcher 0-1; K. Johnson 0-1.

## GAME 8: SOUTHERN UTAH 34, UC DAVIS 6

**Southern Utah (5-2, 4-0) 0 7 13 14 -34**  
**UC Davis (1-7,1-4) 3 3 0 0 -6**

### 1st QUARTER

06:04 UCD Brady Stuart 33 yd field goal, SUU 0 - UCD 3

### 2nd QUARTER

13:48 SUU Ammon Olsen 1 yd run (Keita Calhoun kick), SUU 7 - UCD 3  
 09:08 UCD Brady Stuart 48 yd field goal, SUU 7 - UCD 6

### 3rd QUARTER

06:47 SUU Malik Brown 31 yd run (Keita Calhoun kick), SUU 14 - UCD 6  
 01:36 SUU Justin Brown 13 yd pass from Ammon Olsen (Keita Calhoun kick failed), SUU 20 - UCD 6

### 4th QUARTER

11:12 SUU Ty Rutledge 2 yd run (Keita Calhoun kick), SUU 27 - UCD 6  
 06:25 SUU Steven Wroblews 17 yd pass from Ammon Olsen (Keita Calhoun kick), SUU 34 - UCD 6

	SUU	UCD
FIRST DOWNS	23	15
RUSHES-YARDS (NET)	38-195	35-78
PASSING YDS (NET)	336	157
Passes Att-Comp-Int	44-26-0	34-24-0
TOTAL OFFENSE PLAYS-YARDS	82-531	69-235
Fumble Returns-Yards	0-0	0-0
Punt Returns-Yards	2-43	3-47
Kickoff Returns-Yards	1-21	4-73
Interception Returns-Yards	0-0	0-0
Punts (Number-Avg)	6-41.7	9-41.4
Fumbles-Lost	0-0	1-1
Penalties-Yards	6-60	2-9
Possession Time	23:34	36:26
Third-Down Conversions	8 of 17	1 of 17
Fourth-Down Conversions	1 of 3	3 of 4
Red-Zone Scores-Chances	4-5	1-1
Sacks By: Number-Yards	6-51	2-13

**RUSHING: Southern Utah**-Malik Brown 12-90; Jarom Healey 7-42; Pete Williams 5-27; Levi Te'o 4-23; Ammon Olsen 8-11; Ty Rutledge 1-2; Tannon Pedersen 1-0. **UC Davis**-Joshua Kelley 14-88; Manusamoa Luuga 11-34; Mitchell Layton 4-7; Ben Scott 3-minus 23; C.J. Spencer 3-minus 28.

**PASSING: Southern Utah**-Ammon Olsen 26-42-0-336; TEAM 0-2-0-0. **UC Davis**-Ben Scott 16-23-0-85; C.J. Spencer 8-11-0-72.

**RECEIVING: Southern Utah**-Justin Brown 8-121; Steven Wroblews 4-56; Brady Measom 4-53; C.J. Morgan 2-27; Naia Ursua 2-19; Ty Rutledge 2-17; Levi Te'o 1-15; Logan Parker 1-13; Mike Sharp 1-9; Anthony Norris 1-6. **UC Davis**-Manusamoa Luuga 6-42; Chris Martin 5-30; Corey Collins 5-22; Derek Baljeu 4-37; Alex Cannon 2-9; Brandyn Lee 1-11; Nehemiah Winsto 1-6.

**TACKLES (UA-A): Southern Utah**-Miles Killebrew 6-9; Mike Needham 5-5; Matt Holley 6-2; Taylor Nelson 4-3; James Cowser 4-3; LeShaun Sims 1-4; Chance Bearson 1-3; Stone Fukofuka 2-1; Junior Tufuga 2-1; Kyle Hannemann 1-2; Tyler Penkalski 2-0; Tyler Collet 2-0; Taylor Pili 2-0; Jalyn Harrison 1-1; Josh Talbot 1-1; Dayton DeLoach 1-1; Josh Thornton 0-2; Shad Ennis 0-2; Sefesi Vaa'ivak 0-2; Logan Baker 1-0; Marcus Pane 1-0; Levi Te'o 0-1; Tate Lewis 0-1. **UC Davis**-Darryl Graham 5-5; Zak Pettit 2-8; Russell Reeder 4-5; Travon Brooks 1-7; Patrick Wells 3-4; Brady Stibi 3-4; Vincent White 5-1; Inoke Raikadroka 1-5; Delvin Alexander 2-1; Walter Earnest 1-2; Xavier Griggs 0-3; Kyle DeVaughn 0-2; Zach Jones 0-2; Ryan Lefotu 0-2; Justin Williams 0-1.

# 2015 BOXSCORES

## GAME 9: WEBER STATE 23, UC DAVIS 3

Nov. 7 • Stewart Stadium (Ogden, Utah) • Attendance: 5,899

**UC Davis (1-8, 1-6) 3 0 0 0 - 3**  
**Weber State (5-5, 4-3) 3 17 3 0 - 23**

### 1st QUARTER

12:45 WSU Josh Kealamakia 35 yd field goal, UCD 0 - WSU 3  
 04:39 UCD Brady Stuart 52 yd field goal, UCD 3 - WSU 3

### 2nd QUARTER

14:00 WSU Josh Kealamakia 25 yd field goal, UCD 3 - WSU 6  
 10:04 WSU T. Garrett 4 yd run (Josh Kealamakia kick), UCD 3 - WSU 13  
 08:26 WSU T. Garrett 21 yd run (Josh Kealamakia kick), UCD 3 - WSU 20

### 3rd QUARTER

00:33 WSU Josh Kealamakia 40 yd field goal, 10-76 3:52, UCD 3 - WSU 23

	UCD	WSU
FIRST DOWNS	9	25
RUSHES-YARDS (NET)	21-28	55-321
PASSING YDS (NET)	146	158
Passes Att-Comp-Int	28-15-1	32-13-0
TOTAL OFFENSE PLAYS-YARDS	49-174	87-479
Fumble Returns-Yards	0-0	1-0
Punt Returns-Yards	1-8	3-56
Kickoff Returns-Yards	3-85	0-0
Interception Returns-Yards	0-0	1-0
Punts (Number-Avg)	7-43.4	2-48.5
Fumbles-Lost	1-1	2-2
Penalties-Yards	5-41	7-80
Possession Time	23:57	36:03
Third-Down Conversions	1 of 12	6 of 18
Fourth-Down Conversions	0 of 1	3 of 5
Red-Zone Scores-Chances	0-2	3-6
Sacks By: Number-Yards	1-8	1-4

**RUSHING: UC Davis**-Joshua Kelley 16-32; Manusamoa Luuga 3-6; C.J. Spencer 2-minus10. **Weber State**-T. Garrett 19-152; Jadrian Clark 12-48; Emmanuel Pooler 10-41;Geordie Bunn 1-30; Cory Thomson 3-20; Haini Moimoi 5-17; Darryl Denby 3-8; Chad Leckington 2-5.

**PASSING: UC Davis**-C.J. Spencer 15-28-1-146. **Weber State**-Jadrian Clark 13-30-0-158; Chad Leckington 0-1-0-0; Cam Livingston 0-1-0-0.

**RECEIVING: UC Davis**-Corey Collins 3-18; Derek Baljeu 3-minus 2; Manusamoa Luuga 2-13; Alex Cannon 2-3; Mitchell Sheppard 1-47; Chris Martin 1-46; Joshua Kelley 1-10; Nolan Tooley 1-6; Gabe Martinez 1-5. **Weber State**-Cam Livingston 5-96; T. Garrett 2-18; Darryl Denby 2-15; Cory Thomson 2-12; Emmanuel Pooler 1-12; TyJuan Prince 1-5.

**TACKLES (UA-A): UC Davis**-Vincent White 5-6; Darryl Graham 4-6; Zak Pettit 4-5; Jonathan Bias 3-6; Travon Brooks 4-4; Delvin Alexander 6-1; Walter Earnest 6-0; Brandon Weaver 3-3; Inoke Raikadroka 3-1; Patrick Wells 1-3; Ryan Parenteau 2-0; Xavier Griggs 2-0; Erik Holmer 1-1; Brady Stibi 0-2; Kyle DeVaughn 0-2; Russell Reeder 0-2; Chris Martin 1-0; Ryan Lefotu 0-1; Zach Jones 0-1. **Weber State**-Alema Key 5-3; Emmett Tela 1-5; Mitch Tulane 4-1; Dre Snowden 3-0; Tre'ven Johnson 3-0; Devonte Johnson 3-0; Jared Afalava 2-1; Filipe Sitake 1-2; K. Liljenquist 1-2; Vince Coleman 1-1; Taron Johnson 0-2; Iosua Opeta 1-0; Josh Kealamakia 1-0; John Leilua 1-0; Braden Corpus 1-0; Jon Carlson 0-1.

## GAME 10: CAL POLY 55, UC DAVIS 38

Nov.14 • Aggie Stadium (Davis, Calif.) • Attendance: 6,197

**UC Davis (1-9, 1-6) 14 0 17 7 - 38**  
**Cal Poly (4-6, 3-4) 21 13 7 14 - 55**

### 1st QUARTER

14:06 CP Willie Tucker 56 yd pass from Chris Brown (Stephen Pyle kick), CP 7 - UCD 0  
 12:56 UCD Alex Cannon 51 yd pass from C.J. Spencer (Brady Stuart kick), CP 7 - UCD 7  
 11:22 CP Kori Garcia 47 yd run (Stephen Pyle kick), CP 14 - UCD 7  
 06:26 UCD Manusamoa Luuga 3 yd run (Brady Stuart kick), CP 14 - UCD 14  
 04:02 CP Chris Brown 30 yd pass from Kori Garcia (Stephen Pyle kick), CP 21 - UCD 14

### 2nd QUARTER

07:01 CP Malcolm Davis 15 yd run (Stephen Pyle kick failed), CP 27 - UCD 14  
 02:32 CP Chris Brown 22 yd run (Alex Vega kick), CP 34 - UCD 14

### 3rd QUARTER

09:40 UCD Joshua Kelley 34 yd run (Brady Stuart kick), CP 34 - UCD 21  
 08:53 CP Willie Tucker 65 yd pass from Chris Brown (Alex Vega kick), CP 41 - UCD 21  
 02:53 UCD Brady Stuart 33 yd field goal, CP 41 - UCD 24  
 01:53 UCD Nolan Tooley 15 yd pass from C.J. Spencer (Brady Stuart kick), CP 41 - UCD 31

### 4th QUARTER

14:01 UCD Manusamoa Luuga 39 yd run (Brady Stuart kick), CP 41 - UCD 38  
 10:01 CP Willie Tucker 5 yd pass from Chris Brown (Alex Vega kick), CP 48 - UCD 38  
 02:45 CP DJ Peluso 19 yd run (Alex Vega kick), CP 55 - UCD 38

	CP	UCD
FIRST DOWNS	31	24
RUSHES-YARDS (NET)	66-491	30-195
PASSING YDS (NET)	183	311
Passes Att-Comp-Int	10-7-0	37-25-0
TOTAL OFFENSE PLAYS-YARDS	76-674	67-506
Fumble Returns-Yards	0-0	0-0
Punt Returns-Yards	0-0	0-0
Kickoff Returns-Yards	6-150	5-90
Interception Returns-Yards	0-0	0-0
Punts (Number-Avg)	0-0-0	4-42.5
Fumbles-Lost	2-2	0-0
Penalties-Yards	6-56	4-35
Possession Time	28:32	31:28
Third-Down Conversions	7 of 10	4 of 11
Fourth-Down Conversions	2 of 2	1 of 2
Red-Zone Scores-Chances	3-3	3-3
Sacks By: Number-Yards	1-9	0-0

**RUSHING: Cal Poly**-Chris Brown 17-160; DJ Peluso 9-77; Joe Protheroe 12-75; KoriGarcia 8-67; Kyle Lewis 7-46; Malcolm Davis 4-25; Alex Suchesk 3-19; Roland Jackson 1-13; Reagan Enger 1-7; Jared Mohamed 2-4; TEAM 2-minus 2. **UC Davis**-Manusamoa Luuga 12-83; Joshua Kelley 7-83; Mitchell Layton 4-17; C.J. Spencer 7-12.

**PASSING: Cal Poly**-Chris Brown 6-9-0-153; Kori Garcia 1-1-0-30. **UC Davis**-C.J. Spencer 25-37-0-311.

**RECEIVING: Cal Poly**-Willie Tucker 3-126; Chris Brown 1-30; Joe Protheroe 1-16; Reagan Enger 1-11; Kori Garcia 1-0. **UC Davis**-Manusamoa Luuga 7-59; Alex Cannon 6-122; Chris Martin 5-41; Nolan Tooley 4-70; Derek Baljeu 1-8; Ethan Hicks 1-7; Corey Collins 1-4.

**TACKLES (UA-A): Cal Poly**-Tu'uta Inoke 8-2; B. De Koning 4-4; Kaulin Blair 3-4; M. Paige-Allen 4-2; J. Gigantino 3-3; R.J. Mazolewski 3-1; Karlton Dennis 3-1; B.J. Nard 2-2; Kory Fox 3-0; Fernando Cabico 2-1; Colin Dzubnar 1-1; Kelly Shepard 1-1; Aaron Johnson 1-0; Chris Santini 1-0; Logan Mayes 0-1; Jason Patterson 0-1; Anders Turner 0-1; Aaryn Bouzos 0-1. **UC Davis**-Darryl Graham 8-6; Zach Jones 7-4; Ryan Parenteau 8-2; Travon Brooks 5-3; Kyle DeVaughn 0-6; Patrick Wells 3-2; Brandon Weaver 1-4; Inoke Raikadroka 0-5; Xavier Griggs 2-2; Brady Stibi 2-0; Desmond Lewis 2-0; Luke Williams 2-0; Zak Pettit 1-1; Manusamoa Luuga 1-1; Ethan Hicks 1-0; Walter Earnest 1-0; Jonathan Bias 0-1; Ryan Lefotu 0-1; Derek Baljeu 0-1; Alex Cannon 0-1.



# 2015 BOXSCORES

## GAME 11: UC DAVIS 35, SACRAMENTO STATE 21

Nov. 21 • Hornet Stadium (Sacramento, Calif.) • Attendance: 10,237

### 1st QUARTER

07:07 UCD C.J. Spencer 13 yd run (Brady Stuart kick), 8-76 3:48, UCD 7 - SAC 0

### 2nd QUARTER

10:26 UCD Atlas Smith 8 yd pass from C.J. Spencer (Brady Stuart kick), 8-58 3:50, UCD 14 - SAC 0

01:02 UCD Manusamoa Luuga 3 yd pass from C.J. Spencer (Brady Stuart kick), 9-94 4:54, UCD 21 - SAC 0

### 3rd QUARTER

08:42 SAC Shane Harrison 7 yd pass from N. Ketteringham (Brad Cornish kick), 7-31 2:40, UCD 21 - SAC 7

05:20 SAC Tyler Meteer 43 yd blocked punt return (Brad Cornish kick), , UCD 21 - SAC 14

01:03 UCD Nehemiah Winston 18 yd pass from C.J. Spencer (Brady Stuart kick), 5-95 2:19, UCD 28 - SAC 14

### 4th QUARTER

06:21 UCD Joshua Kelley 3 yd run (Brady Stuart kick), 15-80 7:32, UCD 35 - SAC 14

04:15 SAC Jaelin Ratliff 26 yd pass from N. Ketteringham (Brad Cornish kick), 7-62 1:58, UCD 35 - SAC 21

	UCD	SAC
FIRST DOWNS	31	23
RUSHES-YARDS (NET)	40-211	24-64
PASSING YDS (NET)	312	296
Passes Att-Comp-Int	35-23-0	46-28-0
TOTAL OFFENSE PLAYS-YARDS	75-523	70-360
Fumble Returns-Yards	0-0	0-0
Punt Returns-Yards	1-1	1-57
Kickoff Returns-Yards	1-25	4-118
Interception Returns-Yards	0-0	0-0
Punts (Number-Avg)	5-39.8	7-45.1
Fumbles-Lost	1-1	1-0
Penalties-Yards	3-25	4-45
Possession Time	36:33	23:27
Third-Down Conversions	7 of 12	7 of 15
Fourth-Down Conversions	0 of 0	0 of 1
Red-Zone Scores-Chances	5-5	1-2
Sacks By: Number-Yards	3-16	1-1

**RUSHING:** UC Davis-Manusamoa Luuga 24-117; Joshua Kelley 13-71; C.J. Spencer 3-23. Sacramento State-Jordan Robinson 12-56; Jaelin Ratliff 2-18; N. Ketteringham 9-7; TEAM 1-minus 17.

**PASSING:** UC Davis-C.J. Spencer 23-35-0-312. Sacramento State-N. Ketteringham 28-46-0-296.

**RECEIVING:** UC Davis-Chris Martin 8-115; Alex Cannon 5-54; Corey Collins 3-49; Atlas Smith 3-46; Manusamoa Luuga 2-15; Nehemiah Winston 1-18; Brandyn Lee 1-15. Sacramento State-Shane Harrison 9-99; Nnamdi Agude 6-74; Jaelin Ratliff 5-60; Jordan Robinson 4-25; Damon Jackson 2-16; Garrett Steele 1-19; Aaron Maher 1-3.

**TACKLES (UA-A):** UC Davis-Brady Stibi 7-3; Travon Brooks 2-7; Brandon Weaver 3-2; Ryan Parenteau 3-2; Zach Jones 3-2; Patrick Wells 3-1; Darryl Graham 2-2; Walter Earnest 3-0; Desmond Lewis 3-0; Xavier Griggs 1-1; Zak Pettit 1-1; Kyle DeVaughn 1-1; Erik Holmer 0-2; Inoke Raikadroka 1-0; Luke Williams 0-1; Mitchell Layton 0-1; Ethan Hicks 0-1; Ryan Lefotu 0-1. Sacramento State-Darnell Sankey 6-11; Austin Clark 6-8; Scott-Anderson 1-7; Elijah Wallace 2-4; Anthony Payne 5-0; Manoah Pearson 3-2; Nick Mazza 2-3; Nick Crouch 2-3; Peter Nonu 1-4; Ben Sorensen 2-0; JJ Castillo 1-1; Tyler Meteer 1-1; George Obinna 0-2; Malcolm Thomas 1-0; James Ferraro 1-0; Shane Harrison 1-0; Ernest Jenkins 1-0; Antonio Hayes 0-1; Marcus Bruce 0-1.

## CAUSEWAY CLASSIC RECORDS

### MOST POINTS, BOTH TEAMS

Aggies 52, Hornets 42 ..... 1996 ..... 94

### MOST POINTS, ONE TEAM

Aggies 58, Hornets 23 ..... 2004 ..... 58

### PASSING YARDS - INDIVIDUAL

1. A.J. Bernhardt, Sac State ..... 1999 ..... 392

2. Kevin Daft, UC Davis ..... 1997 ..... 379

3. Mark Grieb, UC Davis ..... 1996 ..... 378

t4. Ricky Ray, Sac State ..... 1999 ..... 377

t4. Greg Knapp, Sac State ..... 1984 ..... 377

### LONGEST PASSING PLAY

J.T. O'Sullivan to Onome Ojo, UC Davis ..... 2001 ..... 80

### RUSHING YARDS - INDIVIDUAL

1. Preston Jackson, UC Davis ..... 1994 ..... 243

2. Charles Roberts, Sac State ..... 1999 ..... 211

t3. Troy Mills, Sac State ..... 1991 ..... 185

t3. Jim Allen, UC Davis ..... 1972 ..... 185

5. Colton Silveria ..... 2011 ..... 170

### LONGEST RUSHING PLAY

Ronnie Edwards, Sac State ..... 1977 ..... 86

### TOTAL OFFENSE - TEAM

1. Hornets ..... 1999 ..... 596

2. Aggies ..... 1982 ..... 581

3. Aggies ..... 1993 ..... 567

4. Aggies ..... 2001 ..... 563

5. Aggies ..... 1997 ..... 551

### RUSHING DEFENSE - TEAM

1. Aggies ..... 1954 ..... -33

2. Hornets ..... 1960 ..... -30

3. Hornets ..... 2007 ..... 2

4. Aggies ..... 1992 ..... 11

5. Aggies ..... 1983 ..... 18

### TOTAL DEFENSE - TEAM

1. Hornets ..... 1960 ..... 45

2. Aggies ..... 1954 ..... 52

3. Aggies ..... 1961 ..... 106

4. Aggies ..... 1963 ..... 113

5. Hornets ..... 1957 ..... 116

### PASSING OFFENSE - TEAM

1. Hornets ..... 1992 ..... 415

2. Hornets ..... 1997 ..... 392

3. Aggies ..... 1997 ..... 379

4. Hornets ..... 1999 ..... 377

5. Aggies ..... 1982 ..... 355

### RUSHING DEFENSE - TEAM

1. Hornets ..... 1972 ..... 316

2. Aggies ..... 1993 ..... 305

3. Hornets ..... 1962 ..... 299

4. Hornets ..... 1985 ..... 295

5. Hornets ..... 1991 ..... 292

### PASSING DEFENSE - TEAM

1. Hornets ..... 1958 ..... 0

2. Aggies ..... 1963 ..... 6

3. Hornets ..... 1968 ..... 11

4. Aggies ..... 1971 ..... 12

5. Hornets ..... 1957 ..... 15



# 2016 OPPONENT SERIES HISTORIES

## OREGON

**Aggies vs. Ducks:** First meeting on Sept. 3

## SOUTHERN OREGON

**Aggies vs. Raiders:** 6-1-1

Davis: 4-0-0

Ashland: 2-1-1

**Aggie Streak:** Won 5

**First Meeting:** 1932 (T, 12-12, in Ashland)

Date	Site	Result	Score
1953	H	W	25-6
1952	A	W	13-12
1951	H	W	39-7
1950	A	W	8-6
1949	H	W	14-13
1948	A	L	26-49
1947	H	W	21-6
1932	A	T	12-12

## WYOMING

**Aggies vs. Cowboys:** First meeting on Sept. 17

## WEBER STATE

**Aggies vs. Wildcats:** 2-2

Davis: 1-0

Ogden: 1-2

**Aggie Streak:** Lost 1

**First Meeting:** 9/18/04 (W, 31-29 in Ogden)

Date	Site	Result	Score
11/7/15	A	L	3-23
9/29/12	H	W	37-13
9/25/10	A	L	9-10
9/18/04	A	W	31-29

## EASTERN WASHINGTON

**Aggies vs. Eagles:** 0-4

Davis: 0-1

Cheney: 0-3

**Aggie Streak:** Lost 1

**First Meeting:** 11/19/05 (L, 7-24 in Cheney)

Date	Site	Result	Score
9/27/14	H	L	17-37
11/10/12	A	L	28-31
9/15/07	A	L	31-41
11/19/05	A	L	7-24

## SOUTHERN UTAH

**Aggies vs. Thunderbirds:** 11-7

Davis: 7-2

Cedar City: 4-5

**Aggie Streak:** Lost 1

**First Meeting:** 9/25/93

(L, 27-28 in Cedar City)

Date	Site	Result	Score
10/24/15	H	L	6-34
10/5/13	A	W	21-3
10/29/11	A	L	3-34
10/30/10	H	L	24-55
10/31/09	A	L	35-56
10/11/08	H	W	49-26
10/20/07	A	W	41-21
10/21/06	H	W	27-7
10/15/05	H	W	33-21
10/23/04	A	L	15-19
10/14/00	H	W	56-20
10/9/99	A	W	24-9
11/14/98	H	W	35-28
11/1/97	A	L	27-37
11/16/96	H	W	26-19
11/4/95	A	W	37-21
10/1/94	H	W	41-16
9/25/93	A	L	27-28

## NORTHERN COLORADO

**Aggies vs. Bears:** 5-3

Davis: 2-1

Greeley: 3-2

**Aggie Streak:** Lost 2

**First Meeting:** 9/22/07 (W, 28-10 in Davis)

Date	Site	Result	Score
10/17/15	A	L	27-56
11/1/14	A	L	21-27
10/19/13	A	W	34-18
10/4/08	H	W	34-30
9/2/06	A	W	38-7
11/26/05	H	W	24-14
10/2/04	A	W	30-20
11/22/03	H	L	28-35

## CAL POLY

**Aggies vs. Mustangs:** 20-19-2

Davis: 12-8-2

San Luis Obispo: 8-11-0

**Aggie Streak:** Lost 1

**First Meeting:** 11/4/39 (W, 28-0 in Davis)

Date	Site	Result	Score
11/14/15	H	L	38-55
11/15/14	A	W	48-35
11/2/13	H	L	16-34
9/22/12	A	L	20-28
11/5/11	H	W	24-17
11/13/10	A	W	22-21
11/6/09	H	W	23-10
11/15/08	A	L	28-51

10/13/07	H	L	28-63
10/7/06	A	L	17-23
10/29/05	H	W	20-13
10/30/04	A	W	36-33
11/8/03	H	L	14-18
10/26/02	A	W	28-14
10/20/01	H	L	28-31
10/21/00	A	W	63-28
10/23/99	H	W	31-24
10/3/98	A	W	34-24
9/6/97	H	L	19-20
11/2/96	A	L	13-17
11/11/95	H	W	34-31
10/15/94	A	L	31-32
9/11/93	H	W	37-26
10/10/92	H	T	31-31
9/14/91	A	W	31-28
10/6/90	H	L	0-19
10/28/89	A	L	21-28
10/29/88	H	T	21-21
10/3/87	A	L	0-41
9/20/86	H	W	32-21
9/28/85	A	W	34-21
9/29/84	H	W	10-6
10/8/83	A	W	24-14
10/9/82	H	W	24-0
10/17/81	A	L	0-30
9/28/80	H	L	25-28
9/29/79	A	L	10-31
11/11/78	H	W	29-22
11/20/76	A	L	14-26
11/16/40	A	L	7-20
11/4/39	H	W	28-0

## PORTLAND STATE

**Aggies vs. Vikings:** 4-10

Davis: 2-4

Portland: 2-6

**Aggie Streak:** Lost 4

**First Meeting:** 9/14/74 (W, 50-21 in Davis)

Date	Site	Result	Score
10/4/14	A	L	14-23
9/21/13	H	L	10-41
10/27/12	H	L	21-49
9/11/10	H	L	33-41
10/24/09	A	W	34-31
9/13/08	H	W	38-24
9/8/07	A	W	26-17
9/10/05	H	L	12-14
11/20/04	A	L	21-38
10/11/96	A	L	27-32
10/7/95	A	L	13-40
11/21/92*	A	L	28-42
11/15/75	A	L	21-32
9/14/74	H	W	50-21

\* - NCAA Playoffs



# 2016 OPPONENT SERIES HISTORIES

## MONTANA STATE

**Aggies vs. Bobcats:** 1-4

Davis: 0-2

Bozeman: 1-2

**Aggie Streak:** Lost 4

**First Meeting:** 9/16/06 (W, 45-0 in Bozeman)

Date	Site	Result	Score
10/11/14	H	L	37-77
10/26/13	A	L	17-34
10/6/12	H	L	41-48
9/10/11	A	L	14-38
9/16/06	A	W	45-0

## SACRAMENTO STATE

**Aggies vs. Hornets:** 44-19

Toomey Field: 18-7

Aggie Stadium: 2-2

Hornet Stadium: 14-7

Hughes Stadium: 7-4

Grant Bowl (American River College): 2-1

**Aggie Streak:** Won 1

**First Meeting:** 10/9/54 (W, 14-0 at Hughes Stadium)

Date	Site	Result	Score
11/21/14	Hornet	W	35-21
11/22/14	Aggie	L	30-41
11/23/13	Hornet	W	34-7
11/17/12	Aggie	W	34-30
11/19/11	Hornet	W	23-19
11/20/10	Aggie	W	17-16
11/21/09	Hornet	L	28-31
11/8/08	Aggie	L	19-29
11/3/07	Hornet	W	31-26
11/18/06	Toomey	W	30-16
9/24/05	Hornet	W	37-7
9/25/04	Toomey	W	58-23
10/4/03	Hornet	W	31-27
10/5/02	Hughes	W	38-21
10/27/01	Hornet	W	43-0
10/28/00	Hughes	W	13-10
9/18/99	Hornet	L	27-48
9/19/98	Toomey	W	35-17
9/20/97	Hornet... W (3ot)...		36-28
9/21/96	Toomey	L	24-27
10/28/95	Hornet	W	52-42
10/8/94	Toomey	W	27-24
11/13/93	Hornet	W	47-32
10/3/92	Hughes	W	21-14
10/5/91	Hughes	L	18-50
9/22/90	Hughes	L	12-16
9/23/89	Hughes	L	20-21
11/19/88*	Toomey	L	14-35
9/24/88	Toomey	L	28-31
11/14/87	Hughes	W	28-10
11/15/86	Toomey	W	29-6
11/16/85	Hughes	W	37-30
11/17/84	Toomey	W	38-21
11/12/83	Hornet	W	52-14
11/13/82	Toomey	W	51-6

11/21/81	Toomey	W	21-13
10/4/80	Hughes	W	16-6
10/6/79	Toomey	W	32-7
10/14/78	Hornet	W	39-0
10/15/77	Toomey	W	28-0
10/23/76	Hornet	W	34-0
10/18/75	Toomey	W	38-3
10/26/74	Hornet	W	22-17
10/27/73	Toomey	W	24-15
11/4/72	Hornet	W	17-16
11/13/71	Toomey	W	24-17
11/21/70	Hornet	W	28-0
10/4/69	Toomey	L^	10-18
10/12/68	Hornet	L	7-24
10/20/67	Toomey	L	6-23
10/29/66	Hornet	L	24-36
11/6/65	Toomey	W	20-14
11/14/64	Hornet	L	0-27
11/15/63	Toomey	W	17-8
11/17/62	Hughes	L	7-26
11/17/61	Toomey	W	14-0
11/19/60	Grant	L	0-31
11/14/59	Toomey	L	6-21
11/15/58	Grant	W	22-14
11/16/57	Toomey	L	0-26
10/13/56	Grant	W	33-26
10/15/55	Toomey	W	29-0
10/9/54	Hughes	W	14-0

\* - NCAA Playoff

^ - Game later forfeited

# ALL-TIME SERIES RECORDS

OPPONENT	W	L	T	MEETINGS	
				First	Last
Abilene Christian	2	0	0	2001	2002
Angelo State	1	1	0	1989	1998
Arizona	1	1	0	1923	1924
Arizona State	0	2	0	1940	2011
Azusa Pacific	1	0	0	2012	2012
Bethune-Cookman	1	0	0	1977	1977
Bloomsburg	0	1	0	2000	2000
Boise State	0	4	0	1973	2009
Brigham Young	2	2	1	1926	1937
Butler	1	0	0	1983	1983
Cal Lutheran	3	0	1	1977	1984
Cal Poly Pomona	7	2	0	1966	1982
<b>CAL POLY</b>	<b>20</b>	<b>19</b>	<b>2</b>	<b>1939</b>	<b>2015</b>
Cal State Fullerton	1	1	0	1973	1974
Cal State Hayward	23	5	0	1965	1992
Cal State Long Beach	0	2	0	1956	1957
Cal State Northridge	14	6	0	1975	2001
Cal Tech	1	0	1	1925	1926
California	0	9	0	1932	2010
Carson-Newman	0	1	0	1996	1996
Central Arkansas	1	1	0	2006	2008
Central Oklahoma	2	0	0	1996	1999
Central Washington	7	1	0	1997	2003
Chadron State	1	0	0	2000	2000
Chico State	46	20	3	1922	1996
Clarion	1	0	0	1997	1997
Colorado State	0	1	0	2014	2014
Eastern Illinois	0	1	0	1978	1978
Eastern Oregon	1	0	0	2000	2000
<b>EASTERN WASHINGTON</b>	<b>0</b>	<b>4</b>	<b>0</b>	<b>2005</b>	<b>2014</b>
Fort Hays State	1	0	0	1993	1993
Fort Lewis	1	0	0	2014	2014
Fresno State	5	12	1	1922	2009
Grand Valley State	2	2	0	1997	2003
Hawai'i	0	2	0	2011	2015
Humboldt state	41	16	3	1935	2011
Idaho	0	1	0	1997	1997
Idaho State	2	0	0	2012	2013
Iona	1	0	0	2008	2008
LaVerne	1	0	0	1936	1936
Lehigh	0	1	0	1977	1977
Loyola Marymount	1	2	0	1928	1930
Massachusetts	0	1	0	1972	1972
Mesa State	1	0	0	2000	2000
Montana	0	7	0	1926	2015
<b>MONTANA STATE</b>	<b>1</b>	<b>4</b>	<b>0</b>	<b>2006</b>	<b>2014</b>
Nevada	21	29	3	1915	2015
New Hampshire	0	1	0	2005	2005
New Haven	1	2	0	1997	1999
New Mexico Highlands	2	0	0	2000	2001
North Dakota	3	3	0	2001	2015
North Dakota State	4	6	0	1982	2006
Northeastern	1	1	0	2007	2008
Northeastern State (Okla.)	0	1	0	1999	1999
Northern Arizona	1	3	0	2012	2015
<b>NORTHERN COLORADO</b>	<b>5</b>	<b>3</b>	<b>0</b>	<b>2003</b>	<b>2015</b>
Northern Michigan	1	0	0	1982	1982
Occidental	3	11	2	1940	1971
Oregon State	0	4	0	1927	1930
Pacific (Ore.)	3	3	0	1949	1960
Pacific	7	18	2	1923	1994
Pomona College	2	0	0	1962	1963
<b>PORTLAND STATE</b>	<b>4</b>	<b>10</b>	<b>0</b>	<b>1974</b>	<b>2014</b>
Puget Sound	2	1	0	1977	1981
Sacramento City Coll.	6	2	2	1928	1939
<b>SACRAMENTO STATE</b>	<b>44</b>	<b>19</b>	<b>0</b>	<b>1954</b>	<b>2014</b>
Saint Mary's	13	8	0	1915	2003
San Diego	4	1	0	2006	2011

OPPONENT	W	L	T	MEETINGS	
				First	Last
San Francisco	4	4	0	1917	1971
San Francisco State	33	17	1	1937	1994
San Jose State	3	5	2	1929	2012
Santa Clara	19	15	1	1920	1992
Sonoma State	14	2	0	1970	1996
South Alabama	0	1	0	2010	2010
South Dakota	2	4	0	1986	2015
South Dakota State	2	5	0	1997	2012
<b>SOUTHERN OREGON</b>	<b>6</b>	<b>1</b>	<b>1</b>	<b>1932</b>	<b>1953</b>
<b>SOUTHERN UTAH</b>	<b>11</b>	<b>7</b>	<b>0</b>	<b>1993</b>	<b>2015</b>
Stanford	1	2	0	1932	2014
Stephen F. Austin	0	2	0	2004	2005
Tarleton State	1	0	0	2001	2001
Texas A&M-Commerce	2	0	0	1998	1999
Texas A&M-Kingsville	3	3	0	1993	2002
Texas Christian (TCU)	0	1	0	2006	2006
Texas State	0	2	0	1982	2003
UCLA	0	2	0	1932	1934
UC Riverside	10	2	0	1960	1975
UC Santa Barbara	7	14	2	1938	1965
UTSA	1	0	0	2011	2011
<b>WEBER STATE</b>	<b>2</b>	<b>2</b>	<b>0</b>	<b>2004</b>	<b>2015</b>
West Chester	1	0	0	2000	2000
Western New Mexico	1	0	0	1996	1996
Western Oregon	9	0	0	1997	2004
Western State	1	0	0	1995	1995
Western Washington	7	1	0	1997	2007
Whittier	4	16	1	1938	1972
Willamette	0	1	1	1957	1958
Youngstown State	0	1	0	2006	2006
Clubs & Non-schools	29	31	4	1915	1950

## 2016 OPPONENTS IN BOLD CAPS

First-time opponents in 2016: Oregon (Sept. 3), Wyoming (Sept. 17)

## DIVISION I ERA SERIES RECORDS (2007-present)

Opponent	Overall	Home	Last Mtg	Opponent	Overall	Home	Last Mtg
Arizona State	0-1	0-0	9/1/11	North Dakota State	0-1	0-0	10/6/07
Azusa Pacific	1-0	1-0	8/30/12	Northeastern	1-1	1-0	9/27/08
Boise State	0-1	0-0	10/3/09	Northern Arizona	1-3	1-1	10/10/15
Cal Poly	4-4	3-2	11/14/15	Northern Colorado	2-2	1-1	10/17/15
California	0-1	0-0	9/4/10	Portland State	3-4	1-3	10/4/14
Central Arkansas	0-1	0-0	9/6/08	Sacramento State	6-3	2-2	11/21/15
Colorado State	0-1	0-0	9/13/14	San Diego	3-1	2-0	9/17/11
Eastern Washington	0-3	0-1	9/27/14	San Jose State	1-3	0-0	9/8/12
Fort Lewis	1-0	1-0	9/6/14	South Alabama	0-1	0-1	10/23/10
Fresno State	0-1	0-0	9/5/09	South Dakota	2-3	1-1	9/12/15
Hawai'i	0-2	0-0	9/19/15	South Dakota State	0-2	0-1	9/15/12
Humboldt State	0-1	0-1	10/8/11	Southern Utah	3-4	1-2	10/24/15
Idaho State	2-0	1-0	9/28/13	Stanford	0-1	0-0	8/30/14
Iona	1-0	1-0	10/18/08	UTSA	1-0	1-0	10/15/11
Montana	0-5	0-3	10/3/15	Weber State	12	1-0	11/7/15
Montana State	0-4	0-2	10/11/14	Western Oregon	1-0	1-0	9/25/09
Nevada	0-2	0-0	9/3/15	Western Washington	0-1	0-1	9/1/07
North Dakota	4-2	2-1	9/26/15	Winston-Salem State	1-0	1-0	10/17/09



# AGGIES IN THE POSTSEASON

## NCAA DIVISION II PLAYOFFS

2002.....	Quarterfinal at Kingsville, Texas.....	Lost to Texas A&M-Kingsville, 20-27 (ot)
.....	First Round at Ellensburg, Wash.....	Defeated Central Washington, 24-6
2001.....	Semifinal Round at Grand Forks, N.D.....	Lost to North Dakota, 2-14
.....	Quarterfinal at Davis.....	Defeated Tarleton State, 42-25
.....	First Round at Kingsville, Texas.....	Defeated Texas A&M-Kingsville, 37-32
2000.....	Semifinal Round at Davis.....	Lost to Bloomsburg, 58-48
.....	Quarterfinal Round at Davis.....	Defeated Mesa State, 62-18
.....	First Round at Davis.....	Defeated Chadron State, 48-10
1999.....	Quarterfinal at Davis.....	Lost to Northeastern State 19-14
.....	First Round at Davis.....	Defeated Central Oklahoma, 33-17
1998.....	First Round at Davis.....	Lost to Texas A&M-Kingsville, 54-21
1997.....	Semifinal at New Haven, Conn.....	Lost to New Haven 27-25
.....	Quarterfinal at San Angelo, Texas.....	Defeated Angelo State 50-33
.....	First Round at Kingsville, Texas.....	Defeated Texas A&M-Kingsville, 37-33
1996.....	Semifinal at Jefferson City, Tenn.....	Lost to Carson-Newman 29-26
.....	Quarterfinal at Davis.....	Defeated Central Oklahoma, 26-7
.....	First Round at Kingsville, Texas.....	Defeated Texas A&M-Kingsville, 17-14
1993.....	Quarterfinal at Davis.....	Lost to Texas A&M-Kingsville, 51-28
.....	First Round at Davis.....	Defeated Fort Hays State 37-34
1992.....	First Round at Portland, Ore.....	Lost to Portland State, 42-28
1989.....	First Round at Davis.....	Lost to Angelo State, 28-23
1988.....	First Round at Davis.....	Lost to Sacramento State, 35-14
1986.....	Quarterfinal at Davis.....	Lost to South Dakota, 26-23
1985.....	Quarterfinal at Davis.....	Lost to North Dakota State, 31-12
1984.....	Quarterfinal at Fargo, N.D.....	Lost to North Dakota State, 31-23
1983.....	Semifinal at Davis.....	Lost to North Dakota State, 26-17
.....	Quarterfinal at Davis.....	Defeated Butler, 25-6
1982.....	Championship at McAllen, Texas.....	Lost to Southwest Texas State, 34-9
.....	Semifinal at Davis.....	Defeated North Dakota State, 19-14
.....	Quarterfinal at Davis.....	Defeated Northern Michigan, 42-21
1978.....	Quarterfinal at Davis.....	Lost to Eastern Illinois, 35-31
1977.....	Semifinal at Davis.....	Lost to Lehigh, 39-30
.....	Quarterfinal at Davis.....	Defeated Bethune-Cookman, 34-16

## NCAA COLLEGE DIVISION REGIONAL BOWLS

1972.....	Boardwalk Bowl at Atlantic City, N.J.....	Lost to Massachusetts, 35-14
-----------	---	------------------------------

## LOCAL BOWL GAMES

1951.....	Pear Bowl at Medford, Ore.....	Lost to Pacific University (Ore.), 25-7
1949.....	Pear Bowl at Medford, Ore.....	Lost to Pacific University (Ore.), 33-15

## POSTSEASON RECORDS

Opponent (Last Game)	W-L	Home
Angelo State (1997)	1-1	0-1
Bethune-Cookman (1977)	1-0	1-0
Bloomsburg (2000)	0-1	0-1
Butler (1983)	1-0	1-0
Carson-Newman (1996)	0-1	—
Central Oklahoma (1999)	2-0	2-0
Central Washington (2002)	1-0	—
Chadron State (2000)	1-0	1-0
Eastern Illinois (1978)	0-1	0-1
Fort Hays State (1993)	1-0	1-0
Lehigh (1977)	0-1	0-1
Massachusetts (1972)	0-1	—
Mesa State	1-0	1-0
New Haven (1997)	0-1	—
North Dakota (2001)	0-1	—
North Dakota State (1985)	1-3	1-2

Opponent (Last Game)	W-L	Home
Northeastern State (1999)	0-1	0-1
Northern Michigan (1982)	1-0	1-0
Pacific (1951)	0-2	—
Portland State (1992)	0-1	—
Sacramento State (1988)	0-1	0-1
South Dakota (1986)	0-1	0-1
Southwest Texas State (1982)	0-1	—
Tarleton State (2001)	1-0	1-0
Texas A&M-Kingsville (2002)	3-3	0-2
<b>Totals</b>	<b>12-29</b>	<b>9-11</b>

## AGGIES in NCAA D-II PLAYOFFS (Began in 1973)

Championship Game (1982)	0-1	—
Semifinals (2000)	1-6	1-3
Quarterfinals (2000)	7-7	6-5
Round of 16 (2000)	7-4	3-3

## AGGIE POSTSEASON SCHOOL RECORDS

### SINGLE-GAME – INDIVIDUAL

<b>RUSHING YARDS</b>	
Preston Jackson, 1993 vs. Fort Hays State	172
<b>PASS COMPLETIONS</b>	
Kevin Daft, 1997 at New Haven	*43
<b>PASS ATTEMPTS</b>	
Kevin Daft, 1997 at New Haven	*64
<b>PASS YARDS</b>	
Kevin Daft, 1997 at New Haven	*482
<b>TOUCHDOWN PASSES</b>	
J.T. O'Sullivan, 2000 vs. Mesa State	6
<b>RECEPTIONS</b>	
Michael Oliva, 2002 vs. TAMUK	11
G.P. Muhammad, 1997 at New Haven	
Chris Mandeville, 1986 vs. South Dakota	
<b>RECEIVING YARDS</b>	
Michael Oliva, 2001 vs. TAMUK	233
<b>TOTAL OFFENSE</b>	
Kevin Daft, 1997 at New Haven	*505

\* - set NCAA Division II Playoff Record

### SEASON – INDIVIDUAL

<b>RUSHING YARDS</b>	
Jermaine Rucker, 1996 (3 gms)	343
<b>PASS ATTEMPTS</b>	
Kevin Daft, 1997 (3 gms)	*139
<b>PASSING YARDS</b>	
Kevin Daft, 1997 (3 gms)	1,199
<b>TOUCHDOWN PASSES</b>	
J. T. O'Sullivan (3 gms)	13
<b>RECEPTIONS</b>	
Francis Montes, 1997 (3 gms)	23
<b>RECEIVING YARDS</b>	
Michael Oliva (3 gms)	397
<b>SCORING</b>	
Preston Jackson, 1993 (2 gms)	36
<b>TOTAL OFFENSE</b>	
J. T. O'Sullivan (3 gms)	1,207

### CAREER – INDIVIDUAL

<b>RUSHING YARDS</b>	
Matt Brown, 1998-2000 (5 gms)	480
<b>PASSING YARDS</b>	
J.T. O'Sullivan, 1998-2000 (7 gms)	2,602
<b>RECEPTIONS</b>	
Michael Oliva, 1999-2002 (10 gms)	58
<b>RECEIVING YARDS</b>	
Michael Oliva, 1999-2002 (10 gms)	1,052
<b>SCORING</b>	
Michael Oliva, 1999-2002 (10 gms)	66
<b>TOTAL OFFENSE</b>	
J.T. O'Sullivan, 1998-2001 (7 gms)	2,801

# ALL-TIME YEAR-BY-YEAR RECORDS

Year	Overall	League	Place	PF-PA	Head Coach	Postseason Record	Home Att. Average (Gms)	Road Att. Average (Gms)	Overall Average
2015	2-9-0	2-6	11th	245-376	Ron Gould	–	5,724 (5)	12,718 (6)	9,539
2014	2-9-0	1-7	13th	286-416	Ron Gould	–	6,121 (5)	19,460 (6)	13,397
2013	5-7-0	5-3	T4th	227-277	Ron Gould	–	6,332 (6)	12,336 (6)	9,334
2012	4-7-0	3-5-0	T8th	302-322	Bob Biggs	–	8,215 (5)	8,214 (6)	8,214
2011	4-7-0	1-3-0	T4th	209-296	Bob Biggs	–	9,192 (5)	20,438 (6)	15,326
2010	6-5-0	3-1-0	2nd	233-295	Bob Biggs	–	8,115 (5)	17,729 (6)	13,359
2009	6-5-0	3-1-0	1st	272-300	Bob Biggs	–	9,908 (5)	17,498 (6)	14,048
2008	5-7-0	2-1-0	2nd	342-326	Bob Biggs	–	9,016 (6)	11,807 (6)	10,411
2007	5-6-0	1-3-0	4th	306-349	Bob Biggs	–	9,165 (5)	11,284 (6)	10,320
2006	6-5-0	2-3-0	4th	309-227	Bob Biggs	not eligible	7,033 (5)	13,878 (6)	10,766
2005	6-5-0	4-1-0	T1st	217-184	Bob Biggs	not eligible	6,337 (5)	12,794 (6)	9,859
2004	6-4-0	3-2-0	2nd	323-211	Bob Biggs	not eligible	7,252 (4)	5,435 (6)	6,162
2003	6-4-0	–	–	295-184	Bob Biggs	not eligible	6,338 (6)	10,307 (4)	7,925
2002	9-3-0	–	–	368-223	Bob Biggs	1-1	9,194 (5)	6,753 (7)	7,770
2001	10-3-0	–	–	490-286	Bob Biggs	2-1	7,153 (6)	7,612 (7)	7,400
2000	12-1-0	–	–	622-258	Bob Biggs	2-1	7,864 (8)	3,782 (5)	6,818
1999	10-2-0	–	–	393-233	Bob Biggs	1-1	6,361 (7)	6,575 (5)	6,450
1998	10-2-0	–	–	398-259	Bob Biggs	0-1	6,304 (6)	4,499 (6)	5,892
1997	9-5-0	–	–	378-324	Bob Biggs	2-1	5,974 (6)	8,386 (8)	7,352
1996	8-5-0	–	–	369-240	Bob Biggs	2-1	6,821 (6)	5,338 (7)	6,023
1995	6-3-1	–	–	332-250	Bob Biggs	–	5,560 (5)	8,593 (5)	7,077
1994	6-4-0	–	–	280-214	Bob Biggs	–	6,729 (5)	4,479 (5)	5,604
1993	10-2-0	3-1-0	T1st	460-297	Bob Biggs	1-1	5,532 (7)	6,113 (5)	5,774
1992	8-2-1	5-0-0	1st	395-320	Bob Foster	0-1	8,070 (5)	5,073 (6)	6,435
1991	7-3-0	3-2-0	2nd	238-215	Bob Foster	–	4,900 (5)	7,123 (5)	5,616
1990	7-3-0	5-0-0	1st	234-166	Bob Foster	–	8,860 (5)	3,504 (5)	6,182
1989	8-3-0	5-0-0	1st	303-202	Bob Foster	0-1	6,690 (6)	8,818 (5)	7,754
1988	7-3-1	5-0-0	1st	300-180	Jim Sochor	0-1	8,367 (6)	2,687 (5)	5,527
1987	8-2-0	5-0-0	1st	238-170	Jim Sochor	–	6,441 (5)	8,360 (5)	7,402
1986	10-1-0	5-0-0	1st	361-212	Jim Sochor	0-1	8,846 (5)	7,297 (6)	8,071
1985	9-2-0	5-0-0	1st	388-191	Jim Sochor	0-1	8,416 (5)	8,104 (5)	8,260
1984	9-2-0	6-0-0	1st	295-133	Jim Sochor	0-1	8,450 (4)	5,890 (7)	7,170
1983	11-1-0	6-0-0	1st	380- 94	Jim Sochor	1-1	7,271 (7)	6,309 (5)	6,790
1982	12-1-0	5-0-0	1st	405-164	Jim Sochor	2-1	10,071 (7)	6,208 (6)	8,140
1981	6-4-0	4-1-0	T1st	163-140	Jim Sochor	–	6,820 (5)	4,265 (5)	5,542
1980	7-2-1	5-0-0	1st	267-178	Jim Sochor	–	8,160 (5)	5,451 (5)	6,805
1979	6-3-1	5-0-0	1st	217-155	Jim Sochor	–	7,640 (5)	4,265 (5)	5,953
1978	8-3-0	5-0-0	1st	304-156	Jim Sochor	0-1	8,460 (5)	6,891 (6)	7,604
1977	11-1-0	5-0-0	1st	335-159	Jim Sochor	1-1	9,171 (7)	4,082 (5)	7,050
1976	8-2-0	5-0-0	1st	233-112	Jim Sochor	–	5,490 (5)	4,550 (5)	5,020
1975	7-3-0	5-0-0	1st	245-142	Jim Sochor	–	7,550 (4)	5,228 (6)	6,157
1974	9-1-0	5-0-0	1st	297-143	Jim Sochor	–	6,160 (5)	7,448 (5)	6,804
1973	7-3-0	4-1-0	T1st	217-153	Jim Sochor	–	5,900 (6)	5,750 (4)	5,840
1972	6-2-2	5-0-0	1st	278-228	Jim Sochor	0-1	7,200 (4)	4,623 (6)	5,654
1971	9-1-0	5-1-0	T1st	297-143	Jim Sochor	–	6,040 (5)	3,840 (5)	4,940
1970	6-4-0	2-2-0	3rd	208-176	Jim Sochor	–	5,820 (5)	3,690 (5)	4,755
1969	3-7-0	0-5-0	5th	192-248	Herb Schmalenberger	–	5,183 (6)	3,050 (4)	4,330
1968	5-4-0	3-2-0	3rd	158-147	Herb Schmalenberger	–	4,625 (4)	3,444 (5)	3,969
1967	3-6-0	2-4-0	6th	164-212	Herb Schmalenberger	–	not available		
1966	5-5-0	3-3-0	3rd	200-218	Herb Schmalenberger	–	4,075 (4)	3,186 (6)	3,542
1965	4-6-0	3-2-0	3rd	157-187	Herb Schmalenberger	–	4,680 (5)	3,300 (5)	3,990
1964	3-6-0	2-3-0	4th	106-157	Herb Schmalenberger	–			
1963	6-2-1	3-1-1	T1st	151- 74	Will Lotter	–			
1962	5-4-0	2-3-0	4th	100- 74	Will Lotter	–			
1961	5-4-0	3-2-0	3rd	173-111	Will Lotter	–			
1960	0-8-1	0-5-0	6th	54-216	Will Lotter	–			
1959	1-8-0	0-5-0	6th	64-197	Will Lotter	–			
1958	5-4-0	3-2-0	2nd	106-100	Herb Schmalenberger	–			
1957	1-7-1	0-5-0	6th	59-210	Will Lotter	–			
1956	7-2-0	4-1-0	T1st	146- 78	Will Lotter	–			
1955	5-3-1	3-1-1	2nd	128- 79	Ted Forbes	–			
1954	1-7-0	1-4-0	5th	47-226	Will Lotter	–			
1953	1-6-1	0-1-1	3rd	71-147	Ted Forbes	–			
1952	2-7-0	2-1-0	2nd	112-263	Ted Forbes	–			
1951	5-4-0	3-1-0	1st	175-160	Ted Forbes	0-1			
1950	3-5-0	3-1-0	2nd	119-150	Ted Forbes	–			



# ALL-TIME YEAR-BY-YEAR RECORDS

Year	Overall	League	Place	PF-PA	Head Coach	Postseason Record
1949	5-4-0	4-0-0	1st	105-154	Ted Forbes	0-1
1948	2-6-0	1-3-0	4th	98-175	Vern Hickey	-
1947	4-5-0	3-1-0	T1st	116-133	Vern Hickey	-
1946	0-5-2	-	-	54-113	Vern Hickey	-
1945	No games played - World War II					
1944	No games played - World War II					
1943	No games played - World War II					
1942	1-6-0	0-2-0	3rd	51- 79	Vern Hickey	-
1941	2-2-4	2-1-0	2nd	61- 47	Vern Hickey	-
1940	4-4-1	2-1-0	2nd	120- 41	Vern Hickey	-
1939	4-4-0	0-3-0	4th	92- 73	Vern Hickey	-
1938	2-6-1	0-2-1	4th	58-174	Vern Hickey	-
1937	4-4-0	2-2-0	3rd	63- 88	Vern Hickey	-
1936	3-4-0	1-2-0	4th	86-199	I.F. Toomey	-
1935	2-6-1	1-3-0	4th	47-199	I.F. Toomey	-
1934	0-5-3	0-2-2	5th	16-163	I.F. Toomey	-
1933	2-5-0	1-4-0	6th	40-118	I.F. Toomey	-
1932	1-8-1	1-4-0	5th	42-221	I.F. Toomey	-
1931	4-2-2	2-1-2	-	92- 75	I.F. Toomey	-
1930	0-7-1	0-5-1	5th	17-133	I.F. Toomey	-
1929	6-2-0	5-0-0	1st	116- 25	I.F. Toomey	-
1928	6-3-0	3-1-0	2nd	91- 41	I.F. Toomey	-
1927	4-3-1	2-1-0	2nd	84- 82	W.L. Driver	-
1926	2-6-1	0-4-0	5th	84-147	W.L. Driver	-
1925	5-3-0	2-2-0	3rd	81- 98	W.L. Driver	-
1924	5-4-1	-	-	124-104	W.L. Driver	-
1923	2-7-0	-	-	43-154	W.L. Driver	-
1922	3-4-2	-	-	178- 53	Chester Brewer	-
1921	3-4-0	-	-	78-132	W.D. Elfrink	-
1920	3-4-0	-	-	61- 67	C.E. Van Gent	-
1919	2-5-0	-	-	70- 93	Reverend Bobbitt	-
1918	No games					
1917	1-2-0	-	-	7- 61	Jack Glascock	-
1916	7-1-0	-	-	152- 63	R.E. Harmon	-
1915	3-2-0	-	-	51- 54	R.E. Harmon	-

1925-1981: Far Western Conference

- 37-year winning streak shaded

1982-1992: Northern California Athletic Conference

1993: American West Conference

2004-11: Great West Conference

2012-present: Big Sky Conference

## ALL-TIME COACHING RECORDS

Coach	Years	Won	Lost	Tied	Pct.
R.E. Harmon	1915-16	10	3	0	.769
Jack Glascock	1917	1	2	0	.333
Reverend Bobbitt	1919	2	5	0	.286
C.E. Van Gent	1920	3	4	0	.429
W.D. Elfrink	1921	3	4	0	.429
Chester L. Brewer	1922	3	4	2	.444
W.L. Driver	1923-27	18	23	3	.443
Irv F. "Crip" Toomey	1928-36	24	42	8	.378
Vern B. Hickey	1937-42, '46-48	23	42	8	.370
Ted W. Forbes	1949-53, '55	21	29	2	.423
Will Lotter	1954, '56-57, '59-63	26	42	3	.379
Herb Schmalenberger	1958, '64-69	28	38	0	.424
Jim Sochor	1970-88	156	41	5	.785
Bob Foster	1989-92	30	11	1	.726
Bob Biggs	1993-2012	144	85	1	.628
RON GOULD	2013-present	9	25	0	.304
<b>TOTALS</b>	<b>92 Seasons</b>	<b>501</b>	<b>407</b>	<b>33</b>	<b>.550</b>

## ATTENDANCE RECORDS

### TOP ROAD CROWDS

1. at California, 9/4/10	58,040
2. at Stanford, 8/30/14	49,509
3. at Arizona State, 9/1/11	45,671
4. at Fresno State, 9/5/09	37,267
5. at Boise State, 10/3/09	32,497
6. at Stanford, 9/17/05	31,250
7. at Hawai'i, 9/24/11	30,756
8. at Nevada, 9/7/13	27,052
9. at Montana, 10/18/14	25,766
<b>10. at Hawai'i, 9/19/15</b>	<b>25,714</b>
11. at TCU, 9/9/06	25,272
12. at Montana, 9/20/08	25,209
<b>13. at Nevada, 9/3/15</b>	<b>21,483</b>
14. at Colorado State, 9/13/14	21,202
15. vs. Sacramento State, 9/18/99	20,993
16. at North Dakota State, 10/6/07	19,011
17. vs. Sacramento State (Hughes), 10/5/91	19,000
18. at San Jose State, 8/30/08	18,730
19. at Montana State, 10/26/13	18,627
20. at San Jose State, 10/2/10	17,784
21. at Boise State, 9/14/85	17,654
22. at San Jose State, 9/29/07	17,431
23. at Sacramento State, 10/27/01	17,328
24. at Sacramento State, 11/21/09	17,127
t25. at Pacific, 9/18/82	16,988
t25. vs. Sacramento State (Hughes), 9/23/89	16,988
27. at North Dakota State, 10/22/05	16,193
28. at Youngstown State, 9/23/06	16,155
29. vs. Sacramento State (Hughes), 10/5/02	15,892
30. vs. Sacramento State (Hughes), 10/3/92	15,800

### TOP TOOMEY CROWDS (10,000 or more. Official capacity: 10,111)

1. Nevada, 11/12/77	12,800
2. Sacramento State, 11/13/82	12,700
3. Sacramento State, 9/21/96	11,140
4. Sacramento State, 10/8/94	10,843
5. Sacramento State, 11/19/88*	10,700
6. Sacramento State, 9/24/88	10,600
7. Lehigh, 12/3/77*	10,500
t8. Bethune-Cookman, 11/26/77*	10,400
t8. North Dakota State, 12/4/82*	10,400
10. Santa Clara, 9/28/85	10,312
11. Sacramento State, 11/15/86	10,300
12. Bloomsburg, 12/2/02*	10,111

\* - NCAA Playoff game

### TOP AGGIE STADIUM CROWDS (10,000 or more. Official capacity: 10,849)

t1. Cal Poly, 11/6/09	10,849
t1. Southern Utah, 10/11/08	10,849
3. Cal Poly, 10/13/07	10,743
4. South Dakota, 10/9/10	10,352
5. Sacramento State, 11/8/08	10,317
6. Winston-Salem State, 10/17/09	10,289
7. San Diego, 9/17/11	10,129
8. Western Oregon, 9/25/09	10,078

# ALL-TIME YEAR-BY-YEAR RESULTS



## Big Sky Conference 2012-Present

### 2015 (2-9, 2-6)

9/3	at Nevada	L	17-31
9/12	SOUTH DAKOTA	L	17-27
9/19	at Hawai'i	L	27-47
9/26	at North Dakota*	L	24-31
10/3	MONTANA*	L	13-27
10/10	NORTHERN ARIZONA*	W	38-24
10/17	at Northern Colorado*	L	27-56
10/24	SOUTHERN UTAH*	L	6-34
11/7	at Weber State*	L	3-23
11/14	CAL POLY*	L	38-55
11/21	at Sacramento State*	W	35-21

### 2014 (2-9, 1-7)

8/30	at Stanford	L	0-45
9/6	FORT LEWIS	W	52-17
9/13	at Colorado State	L	21-49
9/27	EASTERN WASHINGTON*	L	14-37
10/4	at Portland State*	L	14-23
10/11	MONTANA STATE*	L	37-77
10/18	at Montana*	L	28-42
11/1	NORTHERN COLORADO*	L	21-27
11/8	at Northern Arizona*	L	21-23
11/15	at Cal Poly*	W	48-35
11/22	SACRAMENTO STATE*	L	30-41

### 2013 (5-7, 5-3)

8/31	at South Dakota	L	7-10
9/7	at Nevada	L	7-36
9/14	NORTHERN ARIZONA*	L	10-21
9/21	PORTLAND STATE*	L	10-41
9/28	IDAHO STATE*	W	30-13
10/5	at Southern Utah*	W	21-3
10/12	MONTANA*	L	7-42
10/19	at Northern Colorado*	W	34-18
10/26	at Montana State*	L	17-34
11/2	CAL POLY*	L	16-34
11/16	NORTH DAKOTA*	W	34-18
11/23	at Sacramento State*	W	34-7

### 2012 (4-7, 3-5)

8/30	AZUSA PACIFIC	W	41-3
9/8	at San Jose State	L	13-45
9/15	at South Dakota State	L	8-12
9/22	at Cal Poly	L	20-28
9/29	WEBER STATE*	W	37-13
10/6	MONTANA STATE*	L	41-48
10/13	at Idaho State*	W	52-45
10/20	at Northern Arizona*	L	7-21
10/27	PORTLAND STATE*	L	21-49
11/10	at Eastern Washington*	L	28-31
11/17	SACRAMENTO STATE*	W	34-27



## Great West Conference 2004-11

### 2011 (4-7, 1-3)

9/1	at Arizona State	L	14-48
9/10	at Montana State	L	14-38
9/17	SAN DIEGO	W	31-3
9/24	at Hawai'i	L	14-56
10/8	HUMBOLDT STATE	L	17-23
10/15	UTSA	W	38-17
10/22	at South Dakota	L	24-27
10/29	at Southern Utah	L	3-34
11/5	CAL POLY	W	24-17
11/12	NORTH DAKOTA	L	7-14
11/19	at Sacramento State	W	23-19

### 2010 (6-5, 3-1)

9/4	at California	L	3-52
9/11	PORTLAND STATE	L	33-41
9/18	at San Diego	W	38-24
9/25	at Weber State	L	9-20
10/2	at San Jose State	W	14-13
10/9	SOUTH DAKOTA	W	17-13
10/23	SOUTH ALABAMA	L	21-24
10/30	SOUTHERN UTAH	L	24-55
11/6	at North Dakota	W	35-16
11/13	at Cal Poly	W	22-21
11/20	SACRAMENTO STATE	W	17-16

### 2009 (6-5, 3-1)

9/5	at Fresno State	L	0-51
9/12	MONTANA	L	10-17
9/25	WESTERN OREGON	W	29-13
10/3	at Boise State	L	16-34
10/10	at South Dakota	W(ot)	24-23
10/17	WINSTON-SALEM STATE	W	45-14
10/24	at Portland State	W	34-31
10/31	at Southern Utah	L	35-56
11/6	CAL POLY	W	23-10
11/14	NORTH DAKOTA	W	28-20
11/21	at Sacramento State	L	28-31

### 2008 (5-7, 2-1)

8/30	at San Jose State	L	10-13
9/6	at Central Arkansas	L	21-24
9/13	PORTLAND STATE	W	38-24
9/20	at Montana	L	24-29
9/27	at Northeastern	L	10-27
10/4	NORTHERN COLORADO	W	34-30
10/11	SOUTHERN UTAH	W	49-26
10/18	IONA	W	55-24
10/25	NORTH DAKOTA	W	34-21
11/8	SACRAMENTO STATE	L	19-29
11/15	at Cal Poly	L	28-51
11/22	at San Diego	L	20-28

### 2007 (5-6, 1-3)

9/1	WESTERN WASHINGTON	L	21-28
9/8	at Portland State	W	26-17
9/15	at Eastern Washington	L	31-41
9/22	NORTHEASTERN	W	28-10
9/29	at San Jose State	L	14-34
10/6	at North Dakota State	L	16-35
10/13	CAL POLY	L	28-63
10/20	at Southern Utah	W	41-21
10/27	SOUTH DAKOTA STATE	L	21-28
11/3	at Sacramento State	W	31-26
11/17	SAN DIEGO	W	49-46

### 2006 (6-5, 1-3)

9/2	at Northern Colorado	W	38-7
9/9	at Texas Christian	L	13-46
9/16	at Montana State	W	45-0
9/23	at Youngstown State	L	24-38
10/7	at Cal Poly	L	17-23
10/13	CENTRAL ARKANSAS	W	33-13
10/21	SOUTHERN UTAH	W	27-7
10/28	at South Dakota State	L	21-22
11/4	NORTH DAKOTA STATE	L	24-28
11/18	SACRAMENTO STATE	W	30-16
11/25	SAN DIEGO	W	37-27

### 2005 (6-5, 4-1)

9/4	NEW HAMPSHIRE	L	13-17
9/10	PORTLAND STATE	L	12-14
9/17	at Stanford	W	20-17
9/24	at Sacramento State	W	37-7
10/8	at South Dakota State	L	14-16
10/15	SOUTHERN UTAH	W	33-21
10/22	at North Dakota State	W	20-14
10/29	CAL POLY	W	20-13
11/5	at Stephen F. Austin	L	17-27
11/19	at Eastern Washington	L	7-24
11/26	NORTHERN COLORADO	W	24-14

### 2004 (6-4, 3-2)

9/4	SOUTH DAKOTA STATE	W	52-0
9/18	at Weber State	W	31-29
9/25	SACRAMENTO STATE	W	58-23
10/2	at Northern Colorado	W	30-20
10/9	at Western Oregon	W	54-2
10/16	STEPHEN F. AUSTIN	L	19-22
10/23	at Southern Utah	L	15-19
10/30	at Cal Poly	W	36-33
11/13	NORTH DAKOTA STATE	L	7-25
11/20	at Portland State	L	21-38

## Division II Independent 1994-2003

### 2003 (6-4, Indep.)

9/6	GRAND VALLEY STATE	L(OT)	6-9
9/13	at North Dakota State	W	23-14
9/20	at Texas State	L	32-34
10/4	at Sacramento State	W	31-27
10/11	WESTERN OREGON	W	27-7
10/18	WESTERN WASHINGTON	W	48-19
11/1	at Saint Mary's	W	45-14
11/8	CAL POLY	L	14-18
11/15	CENTRAL WASHINGTON	W	41-7
11/22	NORTHERN COLORADO	L	28-35

### 2002 (9-3, Indep.)

9/7	at Grand Valley State	L	17-24
9/14	ABILENE CHRISTIAN	W	34-17
9/21	NORTH DAKOTA STATE	W	35-7

9/28	at Western Oregon	W	64-20
10/5	SACRAMENTO STATE	W	38-21
10/19	HUMBOLDT STATE	W	49-14
10/26	at Cal Poly	W	28-14
11/3	SAINT MARY'S	W	31-28
11/9	at Central Washington	L	14-38
11/16	at Western Washington	W	14-7
11/23	at Central Washington*	W	24-6
11/30	at Texas A&M-Kingsville*	L(ot)	20-27

### 2001 (10-3, Indep.)

9/1	at New Mexico Highlands	W	51-6
9/8	at Abilene Christian	W	41-28
9/22	WESTERN OREGON	W	43-32
9/29	at Humboldt State	W	56-14
10/6	at Saint Mary's	L	21-28
10/13	CAL STATE NORTHBRIDGE	W	38-31
10/20	CAL POLY	L	28-31
10/27	at Sacramento State	W	43-0
11/3	CENTRAL WASHINGTON	W	48-13
11/10	WESTERN WASHINGTON	W	40-32
11/17	at Texas A&M-Kingsville*	W	37-32
11/24	TARLETON STATE*	W	42-25
12/1	at North Dakota*	L	2-14

### 2000 (12-1, Indep.)

9/2	NEW MEXICO HIGHLANDS	W	55-7
9/9	EASTERN OREGON	W	52-13
9/16	at West Chester	W	45-0
9/30	SAINT MARY'S	W	55-14
10/7	at Western Oregon	W	59-28
10/14	SOUTHERN UTAH	W	56-20
10/21	at Cal Poly	W	63-28
10/28	SACRAMENTO STATE	W	13-10
11/4	at Central Washington	W	31-24
11/11	at Western Washington	W	35-28
11/18	CHADRON STATE*	W	48-10
11/25	MESA STATE*	W	62-18
12/2	BLOOMSBURG*	L	48-58

### 1999 (10-2, Indep.)

9/4	TEXAS A&M-COMMERCE	W	36-0
9/11	at Western Oregon (ot)	W	40-33
9/18	at Sacramento State	L	27-48
9/25	at New Haven	W	42-16
10/2	HUMBOLDT STATE	W	43-16
10/9	at Southern Utah	W	24-9
10/16	at Saint Mary's	W	28-14
10/23	CAL POLY	W	31-24
10/30	CENTRAL WASHINGTON	W	20-13
11/6	WESTERN WASHINGTON	W	55-24
11/13	CENTRAL OKLAHOMA*	W	33-17
11/20	NORTHEASTERN STATE*	L	14-19

### 1998 (10-2, Indep.)

9/5	at Texas A&M-Commerce	W	34-10
9/12	at South Dakota State	W	30-13
9/19	SACRAMENTO STATE	W	35-17
9/26	NEW HAVEN	L	11-12
10/3	at Cal Poly	W	34-24
10/10	at Central Washington	W	51-16
10/17	at Western Washington	W	28-24
10/24	SAINT MARY'S	W	31-7
10/31	at Grand Valley State	W	40-38
11/7	WESTERN OREGON	W	48-16
11/14	SOUTHERN UTAH	W	35-28
11/21	TEXAS A&M-KINGSVILLE*	L	21-54



# ALL-TIME YEAR-BY-YEAR RESULTS

## 1997 (9-5, Indep.)

9/6	CAL POLY	L	19-20
9/13	SOUTH DAKOTA STATE	L	7-17
9/20	at Sacramento State (3ot)	W	36-28
9/27	at Clarion (ot)	W	35-28
10/4	CENTRAL WASHINGTON	W	32- 6
10/11	at Idaho	L	14-44
10/18	WESTERN WASHINGTON	W	16- 7
10/25	at Saint Mary's	W	19- 9
11/1	at Southern Utah	L	27-37
11/8	GRAND VALLEY STATE	W	21-19
11/15	WESTERN OREGON	W	40-16
11/22	at Texas A&M-Kingsville <sup>+</sup>	W	37-33
11/29	at Angelo State <sup>+</sup>	W	50-33
12/6	at New Haven <sup>+</sup>	L	25-27

## 1996 (8-5, Indep.)

9/14	at Cal State Northridge	L	31-56
9/21	SACRAMENTO STATE	L	24-27
9/27	CHICO STATE	W	20- 6
10/4	at Humboldt State	W	50-13
10/11	at Portland State	L	27-32
10/18	WESTERN NEW MEXICO	W	29- 3
10/25	SAINT MARY'S	W	31-10
11/2	at Cal Poly	L	13-17
11/9	at Sonoma State	W	49- 7
11/16	SOUTHERN UTAH	W	26-19
11/23	at Texas A&M-Kingsville <sup>+</sup>	W	17-14
11/30	CENTRAL OKLAHOMA <sup>+</sup>	W	26- 7
12/7	at Carson-Newman <sup>+</sup>	L	26-29

## 1995 (6-3-1, Indep.)

9/9	WESTERN STATE	W	48- 3
9/16	HUMBOLDT STATE	T	31-31
9/23	SONOMA STATE	W	35- 0
9/30	at Montana	L	20-41
10/7	at Portland State	L	13-40
10/14	at Saint Mary's	L	24-33
10/21	CAL STATE NORTHBRIDGE	W	38- 8
10/28	at Sacramento State	W	52-42
11/4	at Southern Utah	W	37-21
11/11	CAL POLY	W	34-31

## 1994 (6-4, Indep.)

9/3	at Pacific	L	7-24
9/17	at Cal State Northridge	L	13-52
9/24	SAINT MARY'S	W	13- 0
10/1	SOUTHERN UTAH	W	41-16
10/8	SACRAMENTO STATE	W	27-24
10/15	at Cal Poly	L	31-32
10/22	SONOMA STATE	W	43-13
10/29	at Humboldt State	L	21-33
11/5	CHICO STATE	W	35- 7
11/12	at San Francisco State	W	49-13



**AMERICAN WEST  
CONFERENCE**

**American West  
Conference  
1993**

## 1993 (10-2, 3-1)

9/11	CAL POLY	W	37-26
9/12	CAL STATE HAYWARD	W	52-13
9/25	at Southern Utah	L	27-28
10/2	HUMBOLDT STATE	W	45- 9
10/9	at Chico State	W	35-10
10/16	at Sonoma State	W	31-21
10/23	CAL STATE NORTHBRIDGE	W	48-38
10/30	at Saint Mary's	W	28-21
11/6	SAN FRANCISCO STATE	W	45-14
11/13	at Sacramento State	W	47-32
11/20	FORT HAYS STATE <sup>+</sup>	W	37-34
11/27	TEXAS A&M-KINGSVILLE <sup>+</sup>	L	28-51



**Northern California  
Athletic Conference  
1982-92**

## 1992 (8-2-1, 5-0)

9/12	at Cal State Northridge	L	14-16
9/19	at Santa Clara	W	48-44
9/26	SAINT MARY'S	W	30-26
10/3	Sacramento State (Hughes)	W	21-14
10/10	CAL POLY	T	31-31
10/17	SONOMA STATE	W	41-38
10/24	at Humboldt State	W	58-31
10/31	CHICO STATE	W	44-37
11/7	at San Francisco State	W	42-14
11/14	at Cal State Hayward	W	38-27
11/21	at Portland State <sup>+</sup>	L	28-42

## 1991 (7-3, 3-2)

9/14	at Cal Poly	W	31-28
9/21	SANTA CLARA	W	31-21
9/28	at Saint Mary's	W	13-12
10/5	at Sacramento State (Hughes)	L	18-50
10/12	CAL STATE NORTHBRIDGE	W	29-17
10/19	HUMBOLDT STATE	W	44- 6
10/26	at Chico State	L	20-24
11/2	SAN FRANCISCO STATE	W	24-21
11/9	CAL STATE HAYWARD	W	16-13
11/16	at Sonoma State	L	12-23

## 1990 (7-3, 5-0)

9/8	at Santa Clara	W	31-19
9/15	SAINT MARY'S	W	35-19
9/22	Sacramento State (Hughes)	L	12-16
9/29	at Cal State Northridge	L	10-14
10/6	CAL POLY	L	0-19
10/13	at Humboldt State	W	45-22
10/20	CHICO STATE	W	24-18
10/27	at San Francisco State	W	27-25

11/3	at Cal State Hayward	W	38- 7
11/10	SONOMA STATE	W	12- 7

## 1989 (8-3, 5-0)

9/9	SANTA CLARA	W	28-27
9/16	at Nevada	W	24-17
9/23	at Sacramento State (Hughes)	L	20-21
9/30	SAN FRANCISCO STATE	W	35-14
10/7	CAL STATE HAYWARD	W	31- 7
10/14	at Sonoma State	W	28-19
10/21	CAL STATE NORTHBRIDGE	W	24- 7
10/28	at Cal Poly	L	21-28
11/4	HUMBOLDT STATE	W	35-13
11/11	at Chico State	W	34-21
11/18	ANGELO STATE <sup>+</sup>	L	23-28

## 1988 (7-3-1, 5-0)

9/10	at Santa Clara	W	21-10
9/17	NEVADA	L	16-28
9/24	SACRAMENTO STATE	L	28-31
10/1	at San Francisco State	W	35- 0
10/8	at Cal State Hayward	W	30-14
10/15	SONOMA STATE	W	42-13
10/22	at Cal State Northridge	W	31-13
10/29	CAL POLY	T	21-21
11/5	at Humboldt State	W	26- 2
11/12	CHICO STATE	W	36-13
11/19	SACRAMENTO STATE <sup>+</sup>	L	14-35

## 1987 (8-2, 5-0)

9/19	at Nevada	L	17-34
9/26	SANTA CLARA	W	21-15
10/3	at Cal Poly	L	0-41
10/10	at Chico State	W	24-22
10/17	SAN FRANCISCO STATE	W	31- 0
10/24	CAL STATE HAYWARD	W	23-14
10/31	at Sonoma State	W	25-14
11/7	CAL STATE NORTHBRIDGE	W	28- 0
11/14	at Sacramento State	W	28-10
11/21	HUMBOLDT STATE	W	41-13

## 1986 (10-1, 5-0)

9/20	CAL POLY	W	32-21
9/27	at Santa Clara	W	42-18
10/4	at Univ. of Pacific	W	45-41
10/11	CHICO STATE	W	33-30
10/18	at San Francisco State	W	51- 3
10/25	at Cal State Hayward	W	24-14
11/1	SONOMA STATE	W	12- 6
11/8	at Cal State Northridge	W	25-20
11/15	SACRAMENTO STATE	W	29- 6
11/22	at Humboldt State	W	45-28
11/29	SOUTH DAKOTA <sup>+</sup>	L	23-26

## 1985 (9-2, 5-0)

9/14	at Boise State	L	9-13
9/21	SANTA CLARA	W	46-25
9/28	at Cal Poly	W	34-21
10/5	HUMBOLDT STATE	W	45-14
10/12	at Chico State	W	27- 8
10/19	SAN FRANCISCO STATE	W	65-12
10/26	CAL STATE NORTHBRIDGE	W	41-22
11/2	at Sonoma State	W	38- 9
11/9	CAL STATE HAYWARD	W	34- 6
11/16	at Sacramento State (Hughes)	W	37-30
11/23	NORTH DAKOTA STATE <sup>+</sup>	L	12-31

## 1984 (9-2, 6-0)

9/15	at Cal Lutheran	W	13- 0
9/22	at Santa Clara	L	21-24
9/29	CAL POLY	W	10- 6
10/6	at Humboldt State	W	46- 0
10/13	CHICO STATE	W	16-13
10/20	at San Francisco State	W	21- 7
10/27	at Cal State Hayward	W	13-12
11/3	SONOMA STATE	W	52-16
11/10	at Cal State Northridge	W	42- 3
11/17	SACRAMENTO STATE	W	38-21
11/24	at North Dakota State <sup>+</sup>	L	23-31

## 1983 (11-1, 6-0)

9/17	CAL LUTHERAN	W	24- 6
9/24	HUMBOLDT STATE	W	34- 0
10/1	at Cal State Northridge	W	31- 3
10/8	at Cal Poly	W	24-14
10/15	at Santa Clara	W	24- 6
10/22	at Chico State	W	24- 7
10/29	SAN FRANCISCO STATE	W	41- 9
11/5	CAL STATE HAYWARD	W	42- 3
11/12	at Sacramento State	W	52-14
11/19	SONOMA STATE	W	42- 0
11/26	BUTLER, IND. <sup>+</sup>	W	25- 6
12/3	NORTH DAKOTA STATE <sup>+</sup>	L	17-26

## 1982 (12-1, 5-0)

9/11	at Univ. of Pacific	W	23-22
9/25	at Cal Poly Pomona	W	37- 7
10/2	CAL STATE NORTHBRIDGE	W	30-20
10/9	CAL POLY	W	24- 0
10/16	SANTA CLARA	W	28- 7
10/23	CHICO STATE	W	28-13
10/30	at San Francisco State	W	42- 6
11/6	at Cal State Hayward	W	41- 6
11/13	SACRAMENTO STATE	W	51- 6
11/20	at Humboldt State	W	31- 8
11/27	NORTHERN MICHIGAN <sup>+</sup>	W	42-21
12/4	NORTH DAKOTA STATE <sup>+</sup>	W	19-14
12/11	vs. SW Texas State <sup>+</sup>	L	9-34



**Far Western Conference  
1925-81**

## 1981 (6-4, 4-1)

9/19	PUGET SOUND	L	0- 7
9/26	CAL STATE NORTHBRIDGE	L	17-20
10/3	at Cal Poly Pomona	W	19- 7
10/10	at Humboldt State	L	18-20
10/17	at Cal Poly	L	0-30
10/24	SAN FRANCISCO STATE	W	6- 3
10/31	at Santa Clara	W	21-17
11/7	CHICO STATE	W	38- 9
11/14	at Cal State Hayward	W	23-14
11/21	SACRAMENTO STATE	W	21-13

# ALL-TIME YEAR-BY-YEAR RESULTS

## 1980 (7-2-1, 5-0)

9/13	at Nevada	T	13-13
9/20	at Cal State Northridge	W	27- 7
9/28	CAL POLY	L	25-28
10/4	Sacramento State (Hughes)	W	16- 6
10/11	HUMBOLDT STATE	W	20-17
10/18	CAL POLY POMONA	W	35-21
10/25	at San Francisco State	W	48-32
11/1	SANTA CLARA	L	27-34
11/8	at Chico State	W	35- 4
11/15	CAL STATE HAYWARD	W	21-16

## 1979 (6-3-1, 5-0)

9/15	CAL LUTHERAN	T	12-12
9/22	NEVADA	L	21-28
9/29	at Cal Poly	L	10-31
10/6	SACRAMENTO STATE	W	32- 7
10/13	at Humboldt State	W	24-13
10/20	at Cal Poly Pomona	L	21-24
10/27	SAN FRANCISCO STATE	W	22- 9
11/3	at Santa Clara	W	23-21
11/10	CHICO STATE	W	35-10
11/17	at Cal State Hayward	W	17- 0

## 1978 (8-3, 5-0)

9/16	at Univ. of Pacific	W	31-14
9/23	at Nevada	L	7-12
9/30	at Puget Sound	W	28-13
10/7	CAL STATE HAYWARD	W	29-14
10/14	at Sacramento State	W	39- 0
10/21	HUMBOLDT STATE	W	19- 6
10/28	SANTA CLARA	L	20-26
11/4	at San Francisco State	W	40-12
11/11	CAL POLY	W	29-22
11/18	at Chico State	W	31- 2
11/25	EASTERN ILLINOIS (NCAA)	L	31-35

## 1977 (11-1, 5-0)

9/17	at Cal Lutheran	W	24- 9
9/24	PUGET SOUND	W	16-14
10/1	at Cal Poly Pomona	W	27-14
10/8	at Cal State Hayward	W	6- 0
10/15	SACRAMENTO STATE	W	28- 0
10/22	at Humboldt State	W	27-14
10/29	at Santa Clara	W	31- 3
11/5	SAN FRANCISCO STATE	W	21- 7
11/12	NEVADA	W	37-21
11/19	CHICO STATE	W	54-22
11/26	BETHUNE-COOKMAN (NCAA)	W	34-16
12/3	LEHIGH (NCAA)	L	30-39

## 1976 (8-2, 5-0)

9/11	ALUMNI	W	17-13
9/18	CAL POLY POMONA	W	28- 7
9/25	at Cal State Northridge	L	3-17
10/9	at Chico State	W	26- 6
10/16	CAL STATE HAYWARD	W	25-14
10/23	at Sacramento State	W	34- 0
10/30	HUMBOLDT STATE	W	35- 7
11/6	SANTA CLARA	W	28-13
11/13	at San Francisco State	W	23- 9
11/20	at Cal Poly	L	14-26

## 1975 (7-3, 5-0)

9/13	at Univ. of Pacific	L	13-31
9/20	at UC Riverside	W	31-22
9/27	CAL STATE NORTHRIDGE	W	20- 3
10/4	CHICO STATE	W	31- 0
10/11	at Cal State Hayward	W	6- 3

10/18	SACRAMENTO STATE	W	38- 3
10/25	at Humboldt State	W	20-10
11/1	at Santa Clara	L	28-29
11/8	SAN FRANCISCO STATE	W	37- 9
11/15	at Portland State	L	21-32

## 1974 (9-1, 5-0)

9/14	PORTLAND STATE	W	50-21
9/21	UC RIVERSIDE	W	42- 7
9/28	at Santa Clara	W	23-22
10/12	at Chico State	W	28- 0
10/19	CAL STATE HAYWARD	W	37- 0
10/26	at Sacramento State	W	22-17
11/2	HUMBOLDT STATE	W	14- 7
11/9	at Boise State	L	20-41
11/16	at San Francisco State	W	31- 7
11/23	CAL STATE FULLERTON	W	30-21

## 1973 (7-3, 4-1)

9/14	at Cal State Fullerton	L	10-17
9/22	UC RIVERSIDE	W	28- 3
9/29	at Santa Clara	W	13-10
10/13	CHICO STATE	W	21-10
10/20	at Cal State Hayward	L	20-47
10/27	SACRAMENTO STATE	W	24-15
11/3	at Humboldt State	W	31- 0
11/10	NEVADA	W	17- 6
11/17	SAN FRANCISCO STATE	W	22-13
11/24	BOISE STATE	L	31-32

## 1972 (6-2-2, 5-0)

9/16	WHITTIER	T	20-20
9/23	at UC Riverside	W	17-10
9/30	SANTA CLARA	T	28-28
10/7	at San Francisco State	W	47-32
10/21	at Chico State	W	41-17
10/28	CAL STATE HAYWARD	W	27-16
11/4	at Sacramento State	W	17-16
11/11	HUMBOLDT STATE	W	41-18
11/18	at Univ. of Pacific	L	26-36
12/9	vs. Massachusetts (Atlantic City, N.J.)	L	14-35

## 1971 (9-1, 5-1)

9/18	OCCIDENTAL	W	48- 9
9/25	at Univ. of San Francisco	W	23-17
10/2	UC RIVERSIDE	W	41- 7
10/9	at Sonoma State	W	48-16
10/16	SAN FRANCISCO STATE	W	28-10
10/23	at Nevada	W	14-13
10/30	CHICO STATE	L	20-38
11/6	at Cal State Hayward	W	30-29
11/13	SACRAMENTO STATE	W	24-17
11/20	at Humboldt State	W	29-28

## 1970 (6-4, 2-3)

9/19	at Occidental	L	6-20
9/26	UNIV. OF SAN FRANCISCO	W	24-14
10/3	at Whittier	W	28-18
10/10	HUMBOLDT STATE	W	35-21
10/17	SONOMA STATE	L	11-24
10/24	at San Francisco State	W	13- 9
10/31	NEVADA	W	35-17
11/7	at Chico State	L	14-21
11/14	CAL STATE HAYWARD	L	14-32
11/21	AT SACRAMENTO STATE	W	28- 0

## 1969 (3-7, 0-5)

9/20	SANTA CLARA	L	10-39
9/27	WHITTIER	W	34-28
10/4	SACRAMENTO STATE	L	10-18
10/11	at Humboldt State	L	0- 6
10/18	CAL POLY POMONA	W	45-13
10/25	SAN FRANCISCO STATE	L	16-21
11/1	at Nevada	L	12-30
11/8	CHICO STATE	L	10-20
11/15	at Cal State Hayward	L	20-49
11/22	at UC Riverside	W	35-34

\* game later forfeited

## 1968 (5-4, 3-2)

9/20	at Occidental	W	19- 9
9/28	at Santa Clara	L	0- 3
10/4	CAL STATE HAYWARD	L	14-30
10/12	at Sacramento State	L	7-24
10/19	HUMBOLDT STATE	L	8-29
10/26	at Cal Poly Pomona	W	17-15
11/2	at San Francisco State	W	30- 6
11/9	NEVADA	W	25-24
11/16	at Chico State	W	38- 7

## 1967 (3-6, 2-4)

9/23	at UC Riverside	W	19- 6
9/30	at Occidental	L	14-19
10/6	CHICO STATE	W	35- 0
10/14	at Cal State Hayward	L	19-40
10/20	SACRAMENTO STATE	L	6-23
10/28	at Humboldt State	L	18-34
11/4	SANTA CLARA	L	8-49
11/11	SAN FRANCISCO STATE	L	17-21
11/18	at Nevada	W	28-20

## 1966 (5-5, 3-3)

9/17	at Santa Clara	L	7-34
9/24	UC RIVERSIDE	W	27- 7
10/1	at Whittier	W	10- 7
10/8	NEVADA	L	10-26
10/15	at Chico State	W	42-13
10/22	CAL STATE HAYWARD	W	27-14
10/29	at Sacramento State	L	24-36
11/5	HUMBOLDT STATE	W	34-29
11/12	at Cal Poly Pomona	L	13-35
11/19	at San Francisco State	L	6-17

## 1965 (4-6, 3-2)

9/17	SANTA CLARA	L	7-18
9/25	at UC Riverside	L	14-16
10/2	WHITTIER	L	6-20
10/9	at UC Santa Barbara	L	6-34
10/16	at Cal State Hayward	W	34- 6
10/23	CHICO STATE	W	20-12
10/30	at Nevada	L	15-26
11/6	SACRAMENTO STATE	W	20-14
11/13	at Humboldt State	W	7- 6
11/20	SAN FRANCISCO STATE	L	28-35

## 1964 (3-6, 2-3)

9/19	at Santa Clara	L	0-12
10/3	at Whittier	L	6-33
10/10	UC SANTA BARBARA	L	0-28
10/17	at Chico State	W	19- 3
10/24	at San Francisco State	L	14-34
10/30	UC RIVERSIDE	W	39- 0
11/6	NEVADA	W	21- 6

11/14	at Sacramento State	L	0-27
11/21	HUMBOLDT STATE	L	7-14

## 1963 (6-2-1, 3-1-1)

9/20	SANTA CLARA	W	28- 8
9/28	at Pomona College	W	33- 0
10/5	WHITTIER	L	14-17
10/11	CHICO STATE	W	28-13
10/19	at Humboldt State	L	0-10
10/26	SAN FRANCISCO STATE	T	10-10
11/2	at UC Santa Barbara	W	7- 0
	at Nevada	W	14- 8
11/15	SACRAMENTO STATE	W	17- 8

## 1962 (5-4, 2-3)

9/22	at Santa Clara	W	27- 6
9/29	POMONA COLLEGE	W	41- 0
10/6	at Whittier	L	7-40
10/12	NEVADA	W	8- 6
10/20	HUMBOLDT STATE	W	7- 0
10/26	SAN FRANCISCO STATE	L	7-12
11/3	at UC Santa Barbara	W	13- 0
11/10	at Chico State	L	14-20
11/17	at Sacramento State	L	7-27

## 1961 (5-4, 3-2)

SANTA CLARA	W	21-14
at Whittier	L	8-20
UC RIVERSIDE	W	40-12
at Nevada	W	36-12
at Humboldt State	L	18-20
at San Francisco State	L	8-13
at UC Santa Barbara	L	0-13
CHICO STATE	W	28- 7
SACRAMENTO STATE	W	14- 0

## 1960 (0-8-1, 0-5)

at Pacific-Oregon	L	0-28
WHITTIER	L	0-14
at UC Riverside	L	6-12
NEVADA	L	22-40
HUMBOLDT STATE	L	8-30
SAN FRANCISCO STATE	L	0-41
at UC Santa Barbara	T	6- 6
at Chico State	L	12-14
at Sacramento State	L	0-31

## 1959 (1-8, 0-5)

at Whittier	L	0-21
PACIFIC-OREGON	W	14- 7
OCCIDENTAL	L	8-13
at Nevada	L	6-28
at UC Santa Barbara	L	8-10
at Humboldt State	L	12-21
at San Francisco State	L	0-46
CHICO STATE	L	10-30
SACRAMENTO STATE	L	6-21

## 1958 (5-4, 3-2)

WHITTIER	L	6- 9
WILLAMETTE	L	0-20
at Occidental	W	12- 6
NEVADA	W	14- 2
HUMBOLDT STATE	W	18- 6
at Chico State	L	6- 8
SAN FRANCISCO STATE	L	14-27
at UC Santa Barbara	W	14- 8
at Sacramento State	W	22-14



# ALL-TIME YEAR-BY-YEAR RESULTS

## 1957 (1-7-1, 0-5)

at Willamette	T	13-13
CAL RAMBLERS	W	21- 0
LONG BEACH STATE	L	6-12
NEVADA	L	13-21
at Humboldt State	L	0-25
at San Francisco State	L	0-46
at UC Santa Barbara	L	0-39
CHICO STATE	L	6-28
SACRAMENTO STATE	L	0-26

## 1956 (7-3, 4-1)

PACIFIC-OREGON	W	26- 0
CAL RAMBLERS	W	19- 0
at Nevada	W	27-19
at Sacramento State	W	33-26
at UC Santa Barbara	W	14- 6
HUMBOLDT STATE	W	14- 0
SAN FRANCISCO STATE	L	0-10
at Chico State	W	13- 7
at Long Beach State	L	0-10
at Portland State	L	21-32

## 1955 (5-3-1, 3-1-1)

at Pacific-Oregon	W	7- 0
CAL RAMBLERS	L	6- 7
at Humboldt State	T	7- 7
at San Francisco State	W	27- 7
SACRAMENTO STATE	W	29- 0
at Nevada	W	26- 7
at UC Santa Barbara	W	7- 0
OCCIDENTAL	L	6-30
CHICO STATE	L	13-21

## 1954 (1-7, 1-4-0)

CAL RAMBLERS	L	6-35
SAN FRANCISCO STATE	L	7-41
vs. Sacramento State (Hughes)	W	14- 0
HUMBOLDT STATE	L	0-21
NEVADA	L	0-13
at UC Santa Barbara	L	0-32
at Occidental	L	13-44
at Chico State	L	7-40

## 1953 (1-6-1, 0-1-1)

at Chico State	L	7-14
at Humboldt State	L	13-33
CAL RAMBLERS	L	20-21
WHITTIER	L	0-40
NEVADA	L	0-13
at UC Santa Barbara	L	6-20
SOUTHERN OREGON	W	25- 6
CHICO STATE	T	0- 0

## 1952 (2-7, 2-1)

at Fresno State	L	7-41
OCCIDENTAL	L	6-22
at Nevada	L	13-26
at Whittier	L	13-27
CAL RAMBLERS	L	19-40
HUMBOLDT STATE	L	21-28
at UC Santa Barbara	L	0-48
at Southern Oregon	W	13-12
at Chico State	W	20-19

## 1951 (5-4, 3-1)

FRESNO STATE	L	0-27
--------------	---	------

at Occidental	L	13-14
at Humboldt State	W	27-13
CAL RAMBLERS	W	30-21
SOUTHERN OREGON	W	39- 7
at UC Santa Barbara	W	13- 7
CHICO STATE	W	34-21
at San Francisco State	L	12-25
vs. Pacific (Ore.)	L	7-25
(Pearl Bowl at Medford, Ore.)		

## 1950 (3-5, 3-1)

OCCIDENTAL	L	0-24
STANFORD RESERVES	L	12-26
HUMBOLDT STATE	W	40- 2
at Whittier	L	7-27
at Southern Oregon	W	8- 6
SAN FRANCISCO STATE	L	26-32
at UC Santa Barbara	L	0-26
at Chico State	W	26- 7

## 1949 (5-4, 4-0)

at Occidental	L	0-26
STANFORD RESERVES	W	14- 6
at Humboldt State	W	33- 6
SOUTHERN OREGON	W	14-13
at UC Santa Barbara	L	6-40
at San Francisco State	W	31-13
WHITTIER	L	13-20
CHICO STATE	W	12- 3
vs. Pacific (Ore.)	L	15-33
(Pearl Bowl at Medford, Ore.)		

## 1948 (2-6, 1-3)

FAIRFIELD AFB	W	37- 6
OCCIDENTAL	L	0-28
at Southern Oregon	L	26-49
at Chico State	L	7-19
HUMBOLDT STATE	W	15- 7
SAN FRANCISCO STATE	L	0-25
at UC Santa Barbara	L	6-27
at Whittier	L	7-14

## 1947 (4-5, 3-1)

CAL RAMBLERS	L	0-20
at Occidental	L	14-26
at San Francisco State	W	20- 0
at Whittier	W	14- 0
UC SANTA BARBARA	L	14-26
at Humboldt State	W	12- 7
STANFORD RESERVES	L	14-26
SOUTHERN OREGON	W	21- 6
at Chico State	L	7-12

## 1946 (0-5-2, no league)

San Francisco State	L	6-13
Cal Ramblers	L	14-21
Chico State	L	0-13
Humboldt State	T	7- 7
Stanford Reserves	T	14-14
UC Santa Barbara	L	7-14
Univ. of Pacific	L	6-31

## 1943-45 (No Games)

World War II

## 1942 (1-6, 0-2)

Cal Ramblers	L	13-19
--------------	---	-------

Chico State	L	0- 6
Stockton Motor	W	25- 0
Univ. of Pacific	L	7-15
Nevada	L	0-14
Whittier	L	6-18
Navy Flight B	L	0- 7

## 1941 (2-2-4, 2-1)

Cal Ramblers	T	7- 7
Whittier	L	0- 7
Humboldt State	W	21- 0
Univ. of Pacific	L	0- 7
Chico State	W	7- 0
Occidental	T	
6- 6		
UC Santa Barbara	T	6- 6
Nevada	T	14-14

## 1940 (4-4-1, 2-1)

Arizona State	L	13-21
Cal Ramblers	L	7-15
San Francisco State	W	35- 0
Occidental	T	
6- 6		
Humboldt State	W	20- 0
Univ. of Pacific	L	6- 7
UC Santa Barbara	W	14- 6
Cal Poly	L	7-20
Chico State	W	12- 6

## 1939 (4-4, 3-0)

California	L	14-32
San Francisco State	W	7- 0
Humboldt State	W	12- 2
Sacramento C.C.	W	12- 6
Nevada	L	0- 3
Cal Poly	W	28- 0
Univ. of Pacific	L	12-21
Chico State	L	7- 9

## 1938 (2-6-1, 0-2-1)

Whittier	L	6-27
San Francisco State	W	20- 0
California	L	0-48
Sacramento C.C.	W	10- 0
Chico State	T	0- 0
Fresno State	L	7-34
Cal Ramblers	L	3-13
UC Santa Barbara	L	6-18
Univ. of Pacific	L	6-34

## 1937 (4-4, 2-2)

San Francisco State	W	13- 7
Sacramento C.C.	W	6- 0
Brigham Young	L	0-35
California	L	0-14
Fresno State	L	0-19
Nevada	W	12- 0
Chico State	W	26- 0
Univ. of Pacific	L	6-13

## 1936 (3-4, 1-2)

California	L	0-39
Humboldt State	W	18- 0
Nevada	L	6-24
Sacramento C.C.	L	0-20
Univ. of Pacific	L	0-13
Chico State	W	16-12

La Verne	W	46- 7
----------	---	-------

## 1935 (2-6-1, 1-3)

California	L	0-47
Humboldt State	L	0-19
Cal Ramblers	L	0-47
Sacramento C.C.	T	7- 7
Chico State	W	21- 3
Nevada	L	6-12
San Francisco C.C.	W	7- 6
Fresno State	L	6-32
Univ. of Pacific	L	0-26

## 1934 (0-5-3, 0-2-2)

California	L	0-54
Nevada	T	0- 0
San Jose State	T	0- 0
UCLA	L	0-49
Chico State	L	3- 6
Fresno State	L	13-40
Cal Ramblers	L	0-14
Sacramento C.C.	T	0- 0

## 1933 (2-5, 1-4)

California	L	0-39
Chico State	W	13- 0
Sacramento C.C.	W	13- 6
Fresno State	L	0-20
Univ. of Pacific	L	7-13
San Jose State	L	0-20
Nevada	L	7-20

## 1932 (1-8-1, 1-4)

California	L	6-20
UCLA	L	10-26
Southern Oregon	T	12-12
Fresno State	W	3- 0
Univ. of Pacific	L	0-30
Nevada	L	0-16
Sacramento C.C.	L	8-13
Chico State	L	6-16
Stanford	L	0-59
San Jose State	L	7-19

## 1931 (4-2-2, 2-1-2)

San Diego Marines	W	20- 6
Sacramento C.C.	W	14- 4
Nevada	W	12- 0
West Coast Army	L	6-25
Univ. of Pacific	T	20-20
Fresno State	L	7-20
San Jose State	W	13- 0
Chico State	T	0- 0

## 1930 (0-7-1, 0-5-1)

Santa Clara	L	0-27
San Jose State	T	0- 0
Oregon State	L	0-20
Nevada	L	0-31
West Coast Army	L	0-12
Fresno State	L	7-27
Loyola	L	4- 7
Univ. of Pacific	L	6-10

## 1929 (6-2, 3-1)

Oregon State	L	0-19
Brigham Young	W	19- 0
San Jose State	W	13- 0

# ALL-TIME YEAR-BY-YEAR RESULTS

Univ. of Pacific	W	20- 0
Nevada	W	19- 0
Loyola	L	0- 6
Fresno State	W	22- 0
Chico State	W	23- 0

## 1928 (6-3, 3-1)

Oregon State	L	0-14
Brigham Young	L	6- 7
Chico State	W	22- 0
Sacramento C.C.	W	12-6
St. Ignatius (USF)	L	0-14
Nevada	W	6- 0
Univ. of Pacific	W	26- 0
Loyola	W	6- 0
Fresno State	W	13- 0

## 1927 (4-3-1, 2-1)

Arbuckle Amer. Legion	W	32- 0
Oregon State	L	6-25
Chico State	W	7- 0
Brigham Young	T	0- 0
College of Pacific	W	24-10
Olympic Club	L	0-33
St. Ignatius (USF)	L	2- 7
Fresno State	W	13- 7

## 1926 (2-6-1, 0-4)

U.S. Naval Hospital	W	37- 7
Brigham Young	W	17- 0
Saint Mary's	L	7-20
College of Pacific	L	3-19
St. Ignatius (USF)	L	0- 6
Nevada	L	7-45
Fresno State	L	7-23
Montana	L	0-21
Cal Tech	T	6- 6

## 1925 (5-3, 2-2)

U.S. Naval Hospital	W	18- 0
Olympic Club	L	7-34
Saint Mary's	L	13-32
St. Ignatius (USF)	W	3- 0
Fresno State	W	6- 0
College of Pacific	W	12- 7
Nevada	L	0-19
Cal Tech	W	22- 6

## 1924 (5-4-1)

U.S. Naval Hospital	W	34- 7
St. Ignatius (USF)	W	16- 6
Olympic Club	T	0- 0
Chico State	W	23- 0
Santa Clara	L	0- 6
Univ. of Pacific	L	14-17
Woodland Amer. Legion	W	12- 7
Saint Mary's	L	6-42
Arizona	L	6-12
Pasadena A.C.	W	13- 7

## 1923 (2-7)

Santa Clara	L	6- 7
Nevada	L	0-41
Chico State	L	0-38
Stanford Frosh	W	7- 6
Cal Frosh	L	0-18
Fresno State	L	14-26
Saint Mary's	L	7-42

Arizona	W	9- 7
Univ. of Pacific	L	0- 7

## 1922 (3-4-2)

Mare Island	W	63- 0
Mare Island Mar.	L	6-12
Chico State	W	49- 0
Cal Ramblers	T	0- 0
Cal Frosh	L	0-14
Cal Frosh	L	0-21
Nevada	L	2- 6
San Jose State	W	58- 0
Fresno State	T	0- 0

## 1921 (3-4)

Preston Academy	W	13- 7
Cal Ramblers	L	7-35
Santa Clara	L	0-49
Cal Frosh	L	0-20
Nevada	L	13-21
Mare Island	W	7- 0
Agnetian Club	W	38- 0

## 1920 (3-4)

U.S.S. Boston	W	27- 0
Nevada	L	3- 7
Cal Ramblers	W	18- 0
Santa Clara	L	0-19
Stanford Frosh	L	13- 7
Cal Frosh	L	0-13
Olympic Club	L	0-21

## 1919 (2-5)

Preston Academy	W	38- 0
Cal Frosh	L	0- 7
Stanford Frosh	L	6-19
Nevada	L	0-12
U.S.S. Boston	W	19- 0
Saint Mary's	L	0-14
Nevada	L	7-41

## 1918 (No Games)

World War I

## 1917 (1-2)

St. Ignatius (USF)	L	7-13
Preston Academy	L	0-48
Nevada	W	27- 7

## 1916 (7-1)

Preston Academy	W	65-26
Cal Frosh	W	7- 6
Saint Mary's	W	13- 3
Cal Ramblers	W	7- 3
Nevada	W	24- 6
Olympic Club	W	10- 9
Nevada	W	26- 7
Cal Frosh	L	0- 3

## 1915 (3-2)

Saint Mary's	L	0- 9
Cal Frosh	W	10- 7
Nevada	W	14-10
Cal Ramblers	L	6-14
S.F. Nationals	W	21-14

\* NCAA Playoffs

## CONFERENCES

1925-1981: Far Western Conference  
 1982-1992: Northern California Athletic Conference  
 1993: American West Conference  
 2004-Present: Great West Conference



# BIGGEST WINS, BIGGEST LOSSES

## MOST POINTS - UC DAVIS

T1	UC Davis 65, San Francisco State 12 (Toomey) .....	1985
T1	UC Davis 65, Preston Academy 26 .....	1916
3	UC Davis 64, Western Oregon (Away) .....	2002
T4	UC Davis 63, Cal Poly 28 (Away) .....	2000
T4	UC Davis 63, Mare Island 0 .....	1922
6	UC Davis 62, Mesa State 18 (Toomey) .....	*2000
7	UC Davis 59, Western Oregon 28 (Away) .....	2000
T8	UC Davis 58, Sacramento State 23 (Toomey).....	2004
T8	UC Davis 58, Humboldt State 31 .....	1992
T8	UC Davis 58, San Jose State 0.....	1922

## MOST POINTS - OPPONENTS

1	Montana State 77, UC Davis 37 (Aggie Stadium).....	2014
2	Cal Poly 63, Aggies 28 (Aggie Stadium).....	2007
3	Stanford 59, Aggies 0 .....	1932
4	Bloomsburg 58, Aggies 48 (Toomey) .....	2000
<b>T5</b>	<b>Northern Colorado 56, UC Davis 27 (Away) .....</b>	<b>2015</b>
T5	Hawai'i 56, UC Davis 14 (Away).....	2011
T5	Cal State Northridge 56, Aggies 31 (Away).....	1996
<b>T8</b>	<b>Cal Poly 55, UC Davis 38 (Aggie Stadium).....</b>	<b>2015</b>
T8	Southern Utah 55, Aggies 24 (Home).....	2010
T10	Texas A&M-Kingsville 54, Aggies 21 (Toomey) .....	*1998
T10	California 54, Aggies 0.....	1934

\* - NCAA Division II Playoff Game

## MOST POINTS - BOTH TEAMS

1	114 - Montana State 77, UC Davis 37 (Aggie Stadium).....	2014
2	106 - Bloomsburg 58, UC Davis 48 (Toomey) .....	2000
3	97 - UC Davis 52, Idaho State 45 (Away) .....	2012
4	95 - UC Davis 49, San Diego 46 (Aggie Stadium).....	2007
5	94 - UC Davis 52, Sacramento State 42 (Away).....	1995
<b>6</b>	<b>93 - Cal Poly 55, UC Davis 38 (Aggie Stadium) .....</b>	<b>2015</b>
7	92 - UC Davis 48, Santa Clara 44 (Away).....	1992
T8	91 - Cal Poly 63, UC Davis 28 (Aggie Stadium).....	2007
T8	91 - UC Davis 63, Cal Poly 28 (Away) .....	2000
T8	91 - UC Davis 65, Preston Academy 26 .....	1916

## WINNING MARGINS

1	63 - Aggies 63, Mare Island 0 .....	1922
2	58 - Aggies 58, San Jose State 0.....	1922
3	53 - Aggies 65, San Francisco State 12 (Toomey).....	1985
T4	52 - Aggies 54, Western Oregon 2 (Away).....	2004
T4	52 - Aggies 52, South Dakota State 0 (Toomey).....	2004
6	49 - Aggies 49, Chico State 0 .....	1922
T7	48 - Aggies 51, San Francisco State 3 (Away) .....	1986
T7	48 - Aggies 55, New Mexico Highlands (Toomey) .....	2000
9	46 - Aggies 46, Humboldt State 0 (Away).....	1984
10	45 - Aggies 45, West Chester, 0 (Away) .....	2000

## LOSING MARGINS

1	59 - Stanford 59, Aggies 0 .....	1932
2	54 - California 54, Aggies 0 .....	1934
3	53 - Sacramento City College 65, Aggies 12 .....	1928
4	51 - Fresno State 51, Aggies 0 (Away) .....	2009
T5	49 - California 52, Aggies 3 (Away).....	2010
T5	49 - Santa Clara 49, Aggies 0 .....	1921
T5	49 - UCLA 49, Aggies 0 .....	1934
T8	48 - UC Santa Barbara 48, Aggies 0 .....	1952
T8	48 - California 48, Aggies 0 .....	1938
T8	48 - Preston Academy 48, Aggies 0 .....	1917

# YEAR-BY-YEAR TEAM STATISTICS

1960-Present

Year	W-L	FIRST DOWNS			RUSHING			PASSING			TOTAL OFFENSE		
		Rush	Pass	Pen	Att	Yds	TDs	Att-Cmp-Int	Yds	TDs	Plays	Yds	Avg.
2015	2-9	75	129	17	386	1340	11	380-245-8	2600	17	766	3940	358.2
2014	2-9	74	117	17	317	1594	12	342-220-10	2556	26	659	4150	377.3
2013	5-7	87	105	20	441	1828	13	352-214-8	2304	12	793	4132	344.3
2012	4-7	94	114	23	418	1511	19	382-221-15	2558	13	800	4069	369.9
2011	4-7	57	114	21	340	1049	11	366-203-6	2469	15	706	3518	319.8
2010	6-5	49	114	15	323	1157	9	359-209-8	2457	18	682	3335	303.2
2009	6-5	56	152	15	324	992	10	450-280-8	3020	22	774	4012	364.7
2008	5-7	82	182	16	393	1409	16	492-321-18	3708	28	885	5117	426.4
2007	5-6	63	141	19	346	1188	15	431-269-11	3269	25	777	4457	405.2
2006	6-5	72	135	16	349	1133	16	406-251-9	2883	21	755	4016	365.1
2005	6-5	75	146	8	407	1094	12	474-267-16	2965	13	881	4059	369.0
2004	6-4	67	126	25	359	1144	18	348-213-11	2883	21	707	4027	402.7
2003	6-4	79	118	13	405	1426	17	317-183-9	2525	15	722	3951	395.1
2002	9-3	104	129	14	520	2143	21	319-204-13	2964	24	839	5107	425.6
2001	10-3	120	174	12	476	2350	30	437-276-17	4149	34	913	6499	499.9
2000	12-1	125	165	24	485	2396	35	380-240-13	4346	45	865	6742	518.6
1999	10-2	83	139	21	464	1554	26	364-221-13	3336	27	828	4890	407.5
1998	10-2	86	151	17	399	1788	22	450-254-10	3524	31	849	5312	442.7
1997	9-5	107	183	22	496	1758	10	558-321-22	4210	37	1054	5968	426.3
1996	8-5	109	150	24	497	1770	20	449-258-14	3697	29	946	5449	419.2
1995	6-3-1	95	115	19	416	1772	24	340-194-9	2590	20	756	4362	436.2
1994	6-4	100	101	14	421	1874	23	327-173-18	2325	16	748	4199	419.9
1993	10-2	164	148	9	495	2877	32	432-223-13	3243	29	927	6120	510.0
1992	8-2-1	122	109	10	424	2286	33	318-173-11	2604	20	742	4890	444.5
1991	7-3	58	121	9	341	902	10	387-214-16	2651	17	728	3553	355.3
1990	8-2	85	100	18	389	1294	14	350-203-13	2490	16	739	3784	378.4
1989	8-3	85	132	20	424	1490	18	393-241-11	2920	17	817	4410	400.9
1988	7-3-1	77	90	18	403	1435	20	337-186-6	2288	16	740	3723	338.5
1987	8-2	80	96	11	428	1422	15	307-186-13	2102	15	735	3524	352.4
1986	10-1	91	135	16	436	1634	23	365-258-9	3060	24	800	4694	426.7
1985	9-2	97	100	16	460	1699	24	296-202-10	2767	21	756	4466	406.0
1984	9-2	72	119	12	412	1360	16	359-229-10	2880	20	771	4240	385.5
1983	11-1	93	125	9	477	1756	28	381-238-14	2615	19	858	4371	364.3
1982	12-1	95	143	18	500	1816	27	425-258-11	3405	23	925	5221	401.6
1981	6-4	90	64	12	446	1155	10	231-120-9	1481	8	693	2636	263.6
1980	7-2-1	90	83	16	448	1499	17	279-150-9	2309	15	727	3808	380.8
1979	6-3-1	102	50	7	434	1782		189-79-9	1277	9	623	3059	305.9
1978	8-3	80	99	13	454	1375	16	339-181-15	2422	23	793	3797	345.2
1977	11-1	98	94	18	500	1381	19	360-194-19	2455	24	860	3836	319.7
1976	8-2	94	80	20	424	1608	15	302-164-13	1929	8	726	3537	353.7
1975	7-3	96	81	11	421	1581	12	296-148-19	2037	17	717	3618	361.8
1974	9-1	93	100	16	441	1688	12	294-156-15	2005	23	735	3693	369.3
1973	7-3	62	91	10	363	1259	9	317-147-22	2027	17	680	3286	328.6
1972	6-2-2	99	115	25	363	1415		387-213-20	2679	16	750	4094	409.4
1971	9-1	78	88	14	403	1353		286-144-18	2116	22	689	3469	346.9
1970	6-4	85	85	20	454	1380	15	282-148-21	1898	12	736	3278	327.8
1969	3-7	63	76	15	434	1292		326-137-22	1923	10	760	3215	321.5
1968	5-4	47	75	22	378	905		314-149-19	1823	12	692	2728	303.1
1967	3-6	58	68	17	362	1056		306-126-29	1526	12	668	2582	286.9
1966	5-5	67	72	18	406	1244		268-144-22	1763	15	674	3007	300.7
1965	4-6	84	48	18	441	1456		197-84-11	969	10	638	2425	242.5
1964	3-6	69	47	10	354	1187		215-92-11	1020	7	569	2207	245.2
1963	5-2-1	75	31	5	359	1364		119-50-11	581	3	478	1945	243.1
1962	5-4				402	1416		127-57-5	570	3		1986	220.7
1961	5-4	102	24	6	458	1891		103-49-8	633	5		2524	280.4
1960	0-8-1	45	40	14	259	695		227-98-24	772	2		1467	163.0



# YEAR-BY-YEAR TEAM STATISTICS

1960-Present

Year	SCORING			Kick Ret Average	Punt Ret Average	Interceptions By/Yds	Fumbles Total/Lost	Penalties No./Yds	3rd Down Conv./Att	4th Down Conv/Att	Sacks By/Yds
	TDs	FG/FGA	XP/XPA								
2015	29	14/17	29/29	22.2	7.8	3/18	13/8	45/382	63/165	11/20	14/84
2014	39	5/11	37/39	19.2	4.4	7/57	14/7	49/485	45/126	2/8	18/125
2013	25	17/25	24/25	23.5	10.4	8/120	13/6	53/496	69/182	2/10	23/123
2012	36	15/21	31/32	26.3	10.8	11/130	12/6	73/664	66/164	5/12	27/184
2011	26	9/15	26/26	21.5	11.0	8/37	22/15	86/711	52/149	10/14	17/128
2010	28	13/17	26/27	19.0	1.3	9/37	14/7	54/502	42/143	7/14	17/101
2009	34	12/15	32/34	18.7	4.4	7/144	16/9	78/682	67/158	11/19	20/135
2008	45	10/13	42/42	17.4	8.1	10/59	15/8	97/853	78/174	17/29	24/155
2007	42	4/12	36/40	19.2	10.4	6/178	24/9	95/854	64/152	8/22	24/178
2006	40	11/15	32/37	20.8	6.4	16/225	14/6	75/762	71/159	12/20	19/153
2005	27	10/19	21/24	17.0	8.9	16/143	24/10	72/623	87/201	10/21	33/227
2004	44	5/9	34/38	22.2	21.3	15/224	20/13	94/717	52/128	6/11	21/128
2003	36	15/19	32/34	20.5	7.5	14/185	20/10	81/719	50/145	8/16	21/161
2002	50	7/9	45/48	18.6	10.1	13/163	29/16	94/836	54/154	9/22	46/299
2001	68	6/7	56/64	22.7	9.0	14/129	30/17	112/942	80/163	7/16	39/286
2000	85	10/13	80/83	17.7	14.3	20/225	27/15	109/978	73/141	8/10	43/298
1999	56	3/5	44/54	18.4	5.1	10/89	24/14	111/975	72/168	11/21	53/378
1998	56	3/6	49/54	18.7	14.7	17/218	28/15	137/1217	52/160	10/18	45/306
1997	51	10/18	34/44	21.0	6.9	17/284	28/14	127/1022	80/213	9/18	50/386
1996	50	9/18	34/42	20.2	9.8	10/128	31/15	120/928	81/190	10/24	44/288
1995	45	7/14	35/40	22.3	5.1	14/107	25/14	80/678	57/144	9/18	23/173
1994	40	2/13	30/40	17.2	9.7	11/100	27/12	93/853	47/141	12/28	20/131
1993	62	10/14	50/62	18.2	5.5	13/126	14/7	83/718	76/162	15/19	29/194
1992	54	6/12	48/54	18.5	14.4	10/116	18/9	84/747	50/128	7/10	39/241
1991	30	8/15	22/30	17.9	12.7	13/95	21/13	73/599	56/157	7/20	36/258
1990	30	9/18	25/31	18.3	4.4	13/42	21/8	81/673			29/145
1989	39	10/16	36/40	20.3	2.9	15/285	21/6	88/722			
1988	39	10/18		17.6	5.2	16/201	22/12	65/625	58/163		
1987	31	8/17	28/30	16.2	7.5	11/59	33/15	75/628			51/-
1986	48	13/16	32/39	19.4	6.3	17/171	14/9	93/824			40/-
1985	49	16/21	38/41	19.1	6.7	13/95	30/13	100/871	76/151		
1984	38	9/18	30/33	20.6	8.5	15/168	22/10	90/798	61/161		
1983	50	12/22	42/50	18.4	6.2	24/321	29/12	96/812	74/189		68/-
1982	55	9/14	42/48	17.5	4.9	26/365	35/16	113/1072	61/184		
1981	20	7/11	12/15	17.6	4.8	8/115	18/5	64/678	46/150		
1980	33	12/17	23/26	20.2	2.8	6/45	26/12	80/952			
1979	30	4/10	19/34	18.6	6.4	16/229	28/14	87/914			
1978	42	7/12	29/42	22.1	5.3	16/304	34/17	78/813			
1977	46	5/12	36/46	21.1	3.9	28/378	28/20	96/1038			
1976	26	17/22	22/26	20.5	6.3	15/175	33/21	79/837			
1975	31	10/20	27/31	16.6	7.9	24/237	31/13	60/681			
1974	37	12/16	31/37	22.3	15.6	16/56	32/15	69/689			
1973	28	7/15	25/28	20.6	6.0	8/48	26/14	79/700			
1972	37	8/13	31/34	17.1	3.9	11/261	13/6	73/790			
1971	41	7/7	35/39	17.4	7.7	10/176	22/13	80/696			
1970	29	2/6	24/29	17.1	7.7	22/247	23/12	69/643			
1969	25	6/14	20/25	15.6	6.4	20/193	33/20	70/756			
1968	20	5/12	18/19	17.5	7.1	24/251	45/22	86/760			
1967	21	6/15	13/21	18.7	8.5	21/200	35/19	46/323			
1966	28	2/2	16/20	20.2	12.4	18/194	30/20	47/379			
1965	23		15/15	18.6	9.4	6/10	24/11	47/423			
1964	16		9/9	16.3	8.0	9/76	24/18	57/508			
1963	19	1/1	14/14	18.1	8.1	12/158	14/10	34/287			
1962						7/40		54/502			
1961						10/65	28/15	50/483			
1960							23/-				

# INDIVIDUAL RECORDS

## SCORING

### POINTS

Game:	Matt Brown at Cal Poly, 2000 .....	30
	G.P. Muhammad at Clarion, 1997 (ot)	
Game (Regulation):	Matt Brown at Cal Poly, 2000 .....	30
Season:	Preston Jackson, 1993 .....	148
Season (RS):	Matt Brown, 2000 .....	114
Career:	Eddie Loretto, 1985-88 .....	273
Career (RS):	Eddie Loretto, 1985-88 .....	266

### TOUCHDOWNS

Game:	Matt Brown, at Cal Poly, 2000 .....	5
	G.P. Muhammad at Clarion, 1997 (ot) .....	5
Game (Regulation):	Matt Brown at Cal Poly, 2000 .....	5
Season:	Preston Jackson, 1993 .....	24
Season (RS):	Matt Brown, 2000 .....	19
Career:	Matt Brown, 2000 .....	40
	Preston Jackson, 1991-93 .....	40
Career (RS):	Matt Brown, 2000 .....	35

### POINTS AFTER TOUCHDOWN

Game:	Eric Friend, vs. Mesa State, 2000 .....	8
	Eric Friend, at Cal Poly, 2000	
	Eddie Loretto vs. S.F. State, 1985	
Season:	Eric Friend, 2000 .....	77
Season (RS):	Eric Friend, 2000 .....	57
Career:	Eric Friend, 2000 .....	171
Career (RS):	Eric Friend, 2000 .....	143

### PAT KICKS ATTEMPTED

Game:	Dusty Apocotos, at Western Oregon, 2002 .....	9
	Eric Friend, vs. Mesa State, 2000	
	Eric Friend, at Cal Poly, 2000	
	Eddie Loretto vs. S.F. State, 1985	
Season:	Eric Friend, 2000 .....	79
Season (RS):	Eric Friend, 2000 .....	58
Career:	Eric Friend, 1997-2000 .....	189
Career (RS):	Eric Friend, 1997-2000 .....	159

### PAT KICK PERCENTAGE

Season (Min. 25 attempts):	Rafael Fernandez, 1989 (35/35) .....	1.000
	Eddie Loretto, 1988 (34/34)	
<b>Career (Min. 50 attempts):</b>	<b>BRADY STUART, 2012-15 (121/125) .....</b>	<b>.968</b>

### FIELD GOALS

Game:	BRADY STUART, NORTH DAKOTA, 11/16/13 .....	4
	Emmanuel Benjamin vs. Southern Utah, 2005	
	Ray Hill vs. Saint Mary's, 1997	
	Eddie Loretto vs. Cal St. Northridge, 1986	
	Rod Holmquist vs. Humboldt State, 1980	
	Rolf Benirschke vs. Chico State, 1976	
Season:	BRADY STUART, 2013 .....	17
Season (RS):	BRADY STUART, 2013 .....	17
<b>Career:</b>	<b>BRADY STUART, 2012-15 .....</b>	<b>51</b>
<b>Career (RS):</b>	<b>BRADY STUART, 2012-15 .....</b>	<b>51</b>

## SCORING, cont.

### FIELD GOALS ATTEMPTED

Game:	not available	
Season:	BRADY STUART, 2013 .....	25
Season (RS):	BRADY STUART, 2013 .....	25
<b>Career:</b>	<b>BRADY STUART, 2012-15 .....</b>	<b>74</b>
<b>Career (RS):</b>	<b>BRADY STUART, 2012-15 .....</b>	<b>74</b>

### MOST POINTS KICKING

Game:	not available	
Season:	Eric Friend, 2000 .....	107
Season (RS):	Eddie Loretto, 1985 .....	85
<b>Career:</b>	<b>BRADY STUART, 2012-15 .....</b>	<b>274</b>
<b>Career (RS):</b>	<b>BRADY STUART, 2012-15 .....</b>	<b>274</b>

## RUSHING

### NET YARDS GAINED

Game:	Mike Ichiyama, vs. Chico State, 1994 (42 att) .....	309
Season:	Preston Jackson, 1993 .....	1,826
Season (RS):	Preston Jackson, 1993 .....	1,552
Career:	G.P. Muhammad, 1995-98 .....	3,589
Career (RS):	G.P. Muhammad, 1995-98 .....	3,148

### MOST 100-YARD GAMES

Consec.:	Preston Jackson, 1992-93 .....	12
Season:	Preston Jackson, 1992 .....	10
Career:	Preston Jackson, 1991-93 .....	21

### ATTEMPTS

Game:	Mike Ichiyama, vs. Chico State, 1994 .....	42
Season:	Preston Jackson, 1993 .....	296
Season (RS):	Gabe Manzanares, 2013 .....	259
Career:	G.P. Muhammad, 1995-98 .....	685
Career (RS):	Ron Austin, 1977-80 .....	623

### YARDS PER CARRY

Game (Min. 10 atts):	.....	not available
Season (Min. 100 attempts):	Preston Jackson, 1992 .....	6.3
Career (Min. 200 attempts):	Preston Jackson, 1991-93 .....	6.2

### TOUCHDOWNS

Game:	Matt Brown, at Cal Poly, 2000 .....	5
	G.P. Muhammad, vs. Clarion, 1997 (ot)	
Game (Regulation):	Matt Brown, at Cal Poly, 2000 .....	5
Season:	Preston Jackson, 1993 .....	24
Season (RS):	Matt Brown, 2000 .....	18
	Preston Jackson, 1993	
Career:	Preston Jackson, 1993 .....	40
Career (RS):	Matt Brown, 2000 .....	34
	Preston Jackson, 1991-93	

### YARDS GAINED BY QUARTERBACK

Game:	Jim Wilson, vs. So. Oregon, 1953 (9 att) .....	126
Season:	Khari Jones, 1993 .....	541
Career:	Khari Jones, 1991-93 .....	883

**2015 Marks in Bold**  
CURRENT AGGIES IN ALL CAPS



# INDIVIDUAL RECORDS

## PASSING

### YARDS GAINED

Game:	Kevin Daft, vs. Southern Utah, 1998.....	495
Season:	J.T. O'Sullivan, 2001.....	3,826
Season (RS):	Greg Denham, 2008.....	3,478
Career:	J.T. O'Sullivan, 1998-2001.....	10,745
Career (RS):	Jon Grant, 2003-06.....	8,220

### MOST 300-YARD GAMES

Consec:	Greg Denham, 2008.....	5
Season:	J.T. O'Sullivan, 2000.....	7
Career:	J.T. O'Sullivan, 1998-2001.....	17

### ATTEMPTS

Game:	Kevin Daft, vs. New Haven, 1997.....	#64
Season:	Kevin Daft 1997.....	486
Season (RS):	Greg Denham, 2008.....	451
Career:	Randy Wright, 2010-13.....	1,289
Career (RS):	Randy Wright, 2010-13.....	1,289

### COMPLETIONS

Game:	Kevin Daft, vs. New Haven, 1997.....	#43
Season:	Greg Denham, 2008.....	296
Season (RS):	Greg Denham, 2008.....	296
Career:	Randy Wright, 2010-13.....	755
Career (RS):	Randy Wright, 2010-13.....	755

# - set NCAA Division II Playoff Record

### TOUCHDOWN PASSES

Game:	J.T. O'Sullivan, vs. Mesa St., 2000.....	6
Season:	J.T. O'Sullivan, 2000.....	38
Season (RS):	Kevin Daft, 1998.....	28
Career:	J.T. O'Sullivan, 1998-2001.....	96
Career (RS):	J.T. O'Sullivan, 1998-2001.....	72

### COMPLETION PERCENTAGE

Season (Min. 100 attempts):	Chris Petersen, 1986 (250/354).....	70.6
Career:	Chris Petersen, 1985-86 (386/554).....	69.7

## RECEIVING

### RECEPTIONS

Game:	Chris Carter, vs. Montana, 2009.....	18
Season:	Tony Kays, 2005.....	93
Season (RS):	Tony Kays, 2005.....	93
Career:	Chris Carter, 2006-09.....	213
Career (RS):	Chris Carter, 2006-09.....	213

### YARDS GAINED

Game:	Michael Oliva, vs. Tex.-Kingsville, 2001.....	233
Season:	Michael Oliva, 2001.....	1,365
Season (RS):	Tony Kays, 2005.....	1,213
Career:	Michael Oliva, 1999-2002.....	3,379
Career (RS):	Charley Enos, 1998-2001.....	2,777

**2015 Marks in Bold**

CURRENT AGGIES IN ALL CAPS

## RECEIVING, cont.

### MOST 100-YARD GAMES

Consecutive:	Sean Creadick, 2010.....	4
	Tony Kays, 2005.....	
	Michael Oliva, 2001.....	
Season:	Charley Enos, 2000.....	8
Career:	Charley Enos, 1998-2001.....	14

### TOUCHDOWNS

Game:	John Shoemaker, vs. Western Washington, 1999.....	4
Season:	Michael Oliva, 2001.....	13
	John Shoemaker, 1999.....	13
	John Shoemaker, 1998.....	13
Season (RS):	John Shoemaker, 1998.....	12
Career:	John Shoemaker, 1996-99.....	33
Career (RS):	John Shoemaker, 1996-99.....	29

### YARDS PER CATCH

Season (Min. 15 receptions):	Onome Ojo, 2000.....	26.2
Career (Min. 50 receptions):	Onome Ojo, 1998-2000.....	24.1

## TOTAL OFFENSE

### YARDS GAINED

Game:	Kevin Daft, vs. New Haven, 1997 (482 passing, 23 rushing).....	#505
Season:	J.T. O'Sullivan, 2001.....	4,197
Season (RS):	Greg Denham, 2008.....	3,314
Career:	J.T. O'Sullivan, 1998-2001.....	11,544
Career (RS):	J.T. O'Sullivan, 1998-2001.....	8,748

### TOTAL PLAYS

Game:	Kevin Daft, vs. New Haven, 1997.....	#69
Season:	Kevin Daft, 1997.....	566
Season (RS):	not available.....	
Career:	Randy Wright, 2010-13.....	1,504
Career (RS):	Randy Wright, 2010-13.....	1,504

## PUNTING

### AVERAGE (Min. 2.5 punts per game):

Season:	Colton Schmidt, 2012 (56 att.).....	44.48
Season (RS):	Colton Schmidt, 2012 (56 att.).....	44.48
Career:	Colton Schmidt, 2009-12 (235 att.).....	41.12
Career (RS):	Colton Schmidt, 2009-12 (235 att.).....	41.12

### PUNTS

Game:	Bill Ingram, vs. Chico State, 1969.....	12
	Bill Ingram, vs. Santa Clara, 1968.....	
Season:	Greg Alley, 1997.....	81
Season (RS):	Bill Ingram, 1968.....	76
Career:	Greg Alley, 1997-2000.....	250
Career (RS):	Greg Alley, 1997-2000.....	211

### LONGEST PUNT

Colton Schmidt, at North Dakota, 11/6/10.....	78
---	----

(RS) - Regular-season games only

# - NCAA Division II Playoff Record

# INDIVIDUAL RECORDS

## PUNT RETURNS

### YARDS GAINED

Game:	Tip Willis, vs. Humboldt State (4 att.)	105
Season:	Armin Anderson, 1984	536
Season (RS):	Armin Anderson, 1984	516
Career:	Armin Anderson, 1983-85	1,173

### MOST RETURNS

Game:	not available	
Season:	Armin Anderson, 1984	65
Season (RS):	Armin Anderson, 1984	61
Career:	Armin Anderson, 1983-85	165

### TOUCHDOWNS

Game:	11 tied (last by Jesse Oliva vs. Sacramento State, 9/25/04)	1
Season:	Jesse Oliva, 2004	2
Career:	not available	

### HIGHEST AVERAGE

Season (Min. 1.2 attempts per game):	Jesse Oliva, 2004 (19 attempts)	22.0
Career (Min. 25 attempts):	Jesse Oliva, 2001-04 (28 attempts)	15.8

## KICKOFF RETURNS

### YARDS GAINED

Game:	Jason Holleman vs. Cal State Northridge, 10/13/01	180
Season:	Artemus Jones, 1997	1,086
Season (RS):	Artemus Jones, 1997	769
Career:	Artemus Jones, 1996-99	2,999

### MOST RETURNS

Game:	not available	
Season:	Artemus Jones, 1997	45
Season (RS):	Artemus Jones, 1997	34
Career:	Artemus Jones, 1996-99	134

### TOUCHDOWNS

Game:	Jason Holleman vs. Cal State Northridge, 10/13/01	2
Season:	Jason Holleman, 2001	2
Career:	Jason Holleman, 1999-2001	2

### HIGHEST AVERAGE

Season (Min. 1.2 attempts per game):	Alex Hines, 2012 (16/431)	26.9
Season (RS) (Min. 1.2 attempts per game):	Alex Hines, 2012 (16/431)	26.9

### Career (Min. 25 attempts):

<b>SHAMAWN WRIGHT, 2012-15 (37/907)</b>	<b>24.5</b>
---	-------------

## ALL-PURPOSE

### YARDS GAINED

Game:	Mike Ichiyama, vs. Chico State, 1994 (42-309 rushing, 2-37 receiving)	346
Season:	G.P. Muhammad, 1997	1,885
	Preston Jackson, 1993	
Career:	G.P. Muhammad, 1995-98	4,629
Career (RS):	G.P. Muhammad, 1995-98	3,980

## INTERCEPTIONS

### PASSES INTERCEPTED

Game:	Elmer Olson, vs. Occidental, 1958	4
Season:	Adam Williams, 1973	8
Season (RS):	Adam Williams, 1973	8
Career:	Adam Williams, 1972-75	15
Career (RS):	Adam Williams, 1972-75	15

### RETURN YARDS

Game:	not available	
Season:	Bo Eason, 1982	143
Career:	Bo Eason, 1979, '81-83	238

### TOUCHDOWNS

Game:	not available	
Season:	Jeff Allen, 1979	3
Career:	Bo Eason, 1979, '81-83	3
	Jeff Allen, 1976-79	

## QUARTERBACK SACKS

### QUARTERBACK SACKS

Game:	not available	
Season:	Glenn Fricker, 1983	18
Career:	Glenn Fricker, 1980-83	45

## TACKLES (Unofficial until 2000)

### TOTAL TACKLES

Game:	Jason Hairston, vs. Southern Utah, 1993	22
Season:	Kris Spraker, 2000	143
Career:	Kris Spraker, 1997-2000	290

(RS) - Regular-season games only  
CURRENT AGGIES IN CAPS  
**2015 Marks in Bold**



Jason Holleman, shown here as a defensive back, became the fifth player in D-II history to score two kickoff return touchdowns in a single game, when he posted back-to-back 90-yard scampers in a 37-31 win over Cal State Northridge.



# TEAM RECORDS

## SCORING

### POINTS

Game:	vs. S.F. State, 1985 (SFSU 12)	65
Season:	2000	622
Season (RS):	2000	464

### POINTS ALLOWED

Game:	vs. Sac City College, 1928 (UCD 12)	65
Season:	2014	416
Season (RS):	2014	416

### TOUCHDOWNS

Game:	at Western Oregon, 2002	9
	vs. Mesa State, 2000	
	at Cal Poly, 2000	
	vs. San Francisco State, 1985	
Season:	2000	85

### FIELD GOALS

Game:	vs. NORTH DAKOTA, 2013	4
	vs. SOUTHERN UTAH, 2005	
	vs. Saint Mary's, 1997	
	vs. Cal State Northridge, 1986	
	vs. Humboldt State, 1980	
	vs. Chico State, 1976	
Season:	1976 (22 att.)	17

### SCORING AVERAGE, OFFENSE

Season:	2000 (622 pts, 13 games)	47.8
---------	--------------------------	------

### SCORING AVERAGE, DEFENSE (Since 1946)

Season:	1983 (94 pts, 12 games)	7.8
---------	-------------------------	-----

## RUSHING

### YARDS GAINED

Game:	vs. Southern Oregon, 1952	396
Season:	1993	2,877
Season (RS):	1993	2,455

### ATTEMPTS

Game:	vs. Cal State Hayward, 1964	78
Season:	2002	519
Season (RS):	1970 & 1956	454

### YARDS PER GAME

Season:	1993 (2,877 yds, 12 games)	239.8
Season (RS):	1993	245.5

### AVERAGE PER PLAY

Season:	1993	5.81
Season (RS):	1993	5.93

### TOUCHDOWNS

Season:	2000	35
Season (RS):	1992	29

## PASSING

### YARDS GAINED

Game:	vs. Southern Utah, 1998	495
Season:	2000	4,346
Season (RS):	2008	3,708

### ATTEMPTS

Game:	at New Haven, 1997	64
Season:	1997	558
Season (RS):	2008	492

### COMPLETIONS

Game:	at New Haven, 1997	43
Season:	2008	321
	1997	321
Season (RS):	2008	321

### TOUCHDOWN PASSES

Game:	vs. Mesa State, 2000	6
Season:	2000	45
Season (RS):	2008	28
	2000	28

### YARDS PER GAME

Season:	2000	334.3
Season (RS):	2000	323.3

### HIGHEST COMPLETION PERCENTAGE

Season:	1986	70.7
Season (RS):	1986	70.3

### INTERCEPTIONS

Season:	1967	29
Season (RS):	1967	29

## TOTAL OFFENSE

### YARDS GAINED

Game:	vs. Mesa State (261 pass, 436 passing)	697
Season:	2000 (2396 rush, 4346 pass)	6,742

### YARDS PER GAME

Game:	2000 (6,742 yds, 13 games)	518.6
-------	----------------------------	-------

## FIRST DOWNS

### TOTAL

Game:	at Idaho State, 10/13/12	35
Season:	1993	321

## PUNTING

### PUNTS

Game:	vs. Chico State, 1969	12
	vs. Santa Clara, 1968	
Season:	1997	81

### GROSS AVERAGE

Season:	2012 (56 att.)	44.5
---------	----------------	------

## PENALTIES

### YARDS

Game:	vs. Cal Poly Pomona, 1977	206
Season:	1998	1,217

### NUMBER

Game:	at New Haven, 1999	21
Season:	1998	137

## FUMBLES

### FUMBLES LOST

Game:	vs. UC Santa Barbara, 1949	9
Season:	1968	45

## INTERCEPTIONS

### PASSES INTERCEPTED (Defense)

Game:	vs. Santa Clara, 1977	7
Season:	1973	29

## MISCELLANEOUS

Consecutive Victories	
	1981 (last 5) & 1982 (first 12) ..... 17
Consecutive Unbeaten Games	
	1981 (last 5) & 1982 (first 12) ..... 17
Consecutive Losses	
	1959 (last 7) & 1960 (first 6) ..... 13
Consecutive Winless Games	
	Twice, 1959-60 & 1933-35 ..... 16
Consecutive Ties	
	1941 ..... 3
Consecutive Winning Seasons	
	1970-2006 ..... 37
Consecutive Conference Championships	
	1971-90 ..... 20
Consecutive Conference Victories, Home	
	1971-93, 2004 ..... 58

(RS) - Regular-season games only  
 CURRENT AGGIES IN CAPS  
**2015 Marks in Bold**

# SINGLE-GAME PERFORMANCES

## 100-YARD RUSHERS

Yds	Player	Year	Opponent	Att
309	Mike Ichiyama	1994	Chico State	42
305	Mike Ichiyama	1994	at San Francisco State	32
243	Preston Jackson	1993	at Sacramento State	27
238	Jermaine Rucker	1996	Saint Mary's	31
237	Matt Massari	2002	Abilene Christian (Texas)	16
230	Gabe Manzanares	2014	Cal Poly	37
223	Preston Jackson	1992	Chico State	33
221	Matt Massari	2002	at Cal Poly	34
213	Preston Jackson	1993	at Chico State	21
210	G. P. Muhammad	1995	Humboldt State	29
208	Gabe Manzanares	2013	IDAHO STATE	34
208	Phil Wintz	1952	at Southern Oregon	—
203	G. P. Muhammad	1997	at Clarion	30
203	Shola Adeyemo	1990	Chico State	22
196	Shola Adeyemo	1988	Sonoma State	16
189	Joe Trombetta	2008	Western Washington	19
189	Jermaine Rucker	1995	at Sacramento State	30
188	Matt Brown	2000	Saint Mary's	24
187	Preston Jackson	1993	San Francisco State	27
185	Jim Allen	1972	at Sacramento State	24
184	Preston Jackson	1993	Cal State Northridge	37
182	G. P. Muhammad	1998	at South Dakota State	24
180	Matt Massari	2002	Saint Mary's	27
179	Gabe Manzanares	2013	at Montana State	27
178	O.J. Swanigan	2002	at Western Washington	31
177	Jermaine Rucker	1996	Southern Utah	34
175	Gabe Manzanares	2013	at Southern Utah	33
172	Preston Jackson	1993	Fort Hays State	29
171	Trae Milton	1999	at New Haven	33
171	G. P. Muhammad	1998	at Cal Poly	27
170	Colton Silveria	2011	Sacramento State	22
170	Matt Brown	2000	at Western Oregon	17
168	Lou Hausmann	1953	Cal Ramblers	11
168	Preston Jackson	1992	Sonoma State	23
168	Preston Jackson	1992	at Humboldt State	16
167	Marcus Nolan	2006	SAN DIEGO	28
165	Ron Austin	1979	San Francisco State	34
163	Antar Mahasin	2003	at Sacramento State	34
161	Gabe Manzanares	2014	Sacramento State	23
161	Jermaine Rucker	1996	Western New Mexico	25
160	Ira Porchia	1997	Western Washington	26
160	Ron Hanna	1950	at Whittier	18
158	G. P. Muhammad	1997	South Dakota State	27
157	G. P. Muhammad	1996	Chico State	32
156	Joe Trombetta	2008	Portland State	21
156	Shola Adeyemo	1990	at San Francisco State	20
154	Darryl Goss	1981	Sacramento State	30
153	Sean Holleman	2001	Tarleton State	27
153	Preston Jackson	1993	Cal State Hayward	16
150	G. P. Muhammad	1997	at Sacramento State	34
150	Preston Jackson	1993	Cal Poly	24
147	Bud Journey	1969	Cal Poly Pomona	17
146	Elihu Vann	2002	Humboldt State	24
145	Sean Holleman	2001	Western Washington	22
145	G. P. Muhammad	1997	at Angelo State	22
145	Ron Austin	1980	Cal State Northridge	22
143	Gabe Manzanares	2014	Montana State	19
143	Jim Tomasin	1988	at Santa Clara	15
143	Ron Austin	1980	at Chico State	19
143	Ron Austin	1980	Humboldt State	26
142	G. P. Muhammad	1997	Central Washington	20
142	Ron Austin	1979	at Cal State Hayward	26
141	Gabe Manzanares	2013	Cal Poly	29
140	Ron Austin	1979	Nevada	21
139	Glenn DuFour	1964	at Chico State	21
139	Ron Austin	1979	at Santa Clara	24
139	Jermaine Rucker	1995	Cal Poly	32
138	Matt Brown	1999	at Central Oklahoma	25
138	G. P. Muhammad	1998	Central Washington	12
138	Matt Brown	1998	Western Oregon	11
137	Mark Ford	1985	at Sacramento State	18
136	O.J. Swanigan	2003	at North Dakota State	22
136	Ron Austin	1980	Cal Poly	25
135	Antar Mahasin	2003	at Saint Mary's	22
135	Rusty Stivers	1994	at Humboldt State	20
135	Preston Jackson	1992	at Santa Clara	21
134	Marcus Nolan	2006	Southern Utah	29
134	G. P. Muhammad	1998	New Haven	27
134	Jermaine Rucker	1996	at Carson-Newman	36
134	Jermaine Rucker	1995	at Southern Utah	28
133	Matt Massari	2002	Sacramento State	25
133	Matt Brown	1999	Central Washington	32
133	Ron Austin	1980	Cal Poly Pomona	30
132	Gabe Manzanares	2013	NORTH DAKOTA	27
132	Elihu Vann	2002	at Western Washington	22
132	Rusty Stivers	1994	Sonoma State	19
131	Joe Genasci	1989	Humboldt State	18
129	G. P. Muhammad	1996	Sacramento State	20
129	Shawn Rogers	1982	at Cal State Hayward	15
128	Preston Jackson	1993	Humboldt State	23
127	G. P. Muhammad	1998	at Grand Valley State	15
126	Jim Wilson	1953	Southern Oregon	9
126	Shawn Rogers	1983	San Francisco State	20
126	Preston Jackson	1992	at Cal State Hayward	23
124	Preston Jackson	1993	at Saint Mary's	25
123	G. P. Muhammad	1998	at Western Washington	26
123	Hal Leigh	1952	Cal Ramblers	—
123	Tom Slater	1974	at San Francisco State	25
123	Jerold Ligons	1984	Sonoma State	16
122	JERMALE JEFFERSON	2014	Fort Lewis	5
122	Gabe Manzanares	2013	at Sacramento State	27
122	Rick Hamilton	1973	Nevada	15
122	Shola Adeyemo	1988	at Cal State Hayward	17
122	Preston Jackson	1992	Saint Mary's	17
121	Ken Kuyendall	1949	at Humboldt State	11
121	Ron Austin	1978	Cal State Hayward	22
120	Colton Silveria	2012	at Idaho State	22
120	Boyd Bentley	1965	at Cal State Hayward	26
119	Brandon Tucker	2008	at Southern Utah	13
119	Matt Massari	2001	at Sacramento State	19
118	Brandon Tucker	2008	at Northeastern	24
118	G. P. Muhammad	1997	at Texas A&M-Kingsville	27
118	Shola Adeyemo	1990	at Cal State Hayward	16



# SINGLE-GAME PERFORMANCES

## 100-YARD RUSHERS, cont.

Yds	Player	Year	Opponent	Att
<b>117</b>	<b>MANUSAMOA LUUGA</b>	<b>2015</b>	<b>at Sacramento State</b>	<b>24</b>
117	Jermaine Rucker	1995	Cal State Northridge	14
116	Trae Milton	2001	at Humboldt State	17
116	Nick Aliotti	1975	at Pacific	17
116	Darryl Goss	1981	San Francisco State	34
116	Shawn Rogers	1983	Cal State Hayward	17
115	Bud Journey	1969	at UC Riverside	15
114	Joe Trombetta	2008	Sacramento State	19
114	Demario Warren	2005	at South Dakota State	21
114	Nelson Doris	2004	at Portland State	18
114	Sam Paneno	1999	Western Oregon	26
114	Randy Scagliotti	1967	Sacramento State	22
113	Joe Trombetta	2008	Northern Colorado	27
113	Kelsey Gallagher	2000	at Western Washington	22
113	Preston Jackson	1993	at Sonoma State	31
113	Preston Jackson	1992	Sacramento State	20
112	Matt Massari	2002	at Central Washington	25
112	Trae Milton	1999	at Southern Utah	26
112	Shawn Rogers	1982	Sacramento State	16
112	Preston Jackson	1992	Cal Poly	22
111	Matt Massari	2002	Humboldt State	13
111	Jerold Ligons	1986	Chico State	17
111	G.P. Muhammad	1998	Sacramento State	18
111	Rusty Stivers	1994	Sacramento State	22
111	Shola Adeyemo	1987	at Sacramento State	22
110	Gabe Manzanares	2014	at Montana	19
110	Matt Brown	2000	Southern Utah	26
109	Matt Brown	2000	Sacramento State	31
109	Jim Allen	1972	Santa Clara	25
109	Tom Slater	1974	at Sacramento State	20
109	Darryl Goss	1981	at Cal State Hayward	22
109	Jerold Ligons	1984	at Cal State Northridge	13
109	Jim Tomasin	1989	at Chico State	23
108	Rusty Stivers	1994	Southern Utah	15
107	Sam Paneno	1998	Western Oregon	15
107	Bud Journey	1969	at Humboldt State	15
106	Ron Austin	1980	Santa Clara	22
106	Jerold Ligons	1986	Sonoma State	20
105	Gabe Manzanares	2013	at Northern Colorado	21
105	Marquis Nicolis	2012	at Idaho State	18
105	Trae Milton	2001	Western Oregon	17
105	Trae Milton	2001	at Saint Mary's	19
105	G.P. Muhammad	1998	Texas A&M-Kingsville	22
105	Jermaine Rucker	1996	Central Oklahoma	29
105	Bill Kramer	1965	at Humboldt State	26
105	Joe Mangiaracina	1970	Univ. of San Francisco	22
104	Joshua Reese	2010	at San Diego	13
104	Joe Trombetta	2008	Northeastern	22
104	Sean Holleman	2001	Central Washington	11
104	Jermaine Rucker	1996	at Tex. A&M-Kingsville	28
103	Corbin Cutshaw	2008	Iona	12
103	Harold Leigh	1952	Humboldt State	15
103	Fred Wheeler	1977	San Francisco State	17
103	Shola Adeyemo	1990	Saint Mary's	4
102	Sean Holleman	2001	at Texas A&M-Kingsville	24
102	Preston Jackson	1993	Texas A&M-Kingsville	23

102	Khari Jones	1993	at Sonoma State	11
101	Joshua Reese	2009	at Southern Utah	14
101	Joe Trombetta	2008	San Diego	13
101	Marcus Nolan	2006	Sacramento State	24
101	Matt Brown	2000	at Cal Poly	27
101	Jim Reynolds	1952	at Chico State	—
101	Tom Slater	1974	Cal State Hayward	12
101	Shawn Rogers	1983	at Sacramento State	15
101	Preston Jackson	1992	at San Francisco State	25
101	Preston Jackson	1992	at Portland State	18
100	Nelson Doris	2005	at Eastern Washington	19
100	Lonnie Cagle	1955	at San Francisco State	13
100	George Mock	1971	at Univ. of San Francisco	20
100	Ron Austin	1979	at Cal Poly Pomona	21
100	Don Barber	1980	Santa Clara	9
100	Ron Austin	1980	Cal State Hayward	22
100	G.P. Muhammad	1995	Western State	13

## CURRENT AGGIES IN CAPS

### 2015 Marks in Bold

## DOUBLE 100-YARD RUSHING GAMES

### Aggies at Idaho State, 10/13/12

Colton Silveria.....	22/120
Marquis Nicolis .....	18/105

### Aggies at Western Washington, 11/16/02

O.J. Swanigan .....	31/178
Elihu Vann .....	22/132

### Aggies vs. Humboldt State, 10/19/02

Elihu Vann .....	24/146
Matt Massari .....	13/111

### Aggies vs. Western Oregon, 11/7/98

Matt Brown .....	11/138
Sam Paneno .....	15/107

### Aggies at Sonoma State, 10/16/93

Preston Jackson .....	31/113
Khari Jones .....	11/102

### Aggies vs. San Francisco State, 1983

Shawn Rogers.....	20/126
Darryl Goss.....	34/116

### Aggies vs. Santa Clara, 1980

Ron Austin.....	22/106
Don Barber.....	9/100

# SINGLE-GAME PERFORMANCES

## 300-YARD PASSERS

Yds	Player	Year	Opponent	Att-Cmp-Int	TD
495	Kevin Daft	1998	Southern Utah	39-23-2	3
482	Kevin Daft	1997	at New Haven	64-43-3	3
439	J.T. O'Sullivan	2000	Southern Utah	35-23-1	5
434	Greg Denham	2008	at San Diego	41-26-1	2
419	Jim Speck	1973	Boise State	42-22-4	3
415	J.T. O'Sullivan	2000	at Cal Poly	39-28-0	2
413	Ken O'Brien	1982	Cal State Northridge	44-30-1	2
413	Kevin Daft	1997	at Texas A&M-Kingsville	44-30-3	5
409	Matt Engle	2007	San Diego	40-26-2	3
403	Kevin Daft	1998	at Western Washington	43-27-0	4
402	Jeff Bridewell	1990	at Santa Clara	40-29-0	2
399	Bob Biggs	1972	at San Francisco State	38-23-2	3
398	Mike Quinn	1991	at Chico State	60-32-4	2
393	Jon Grant	2004	at Cal Poly	40-21-1	2
393	J.T. O'Sullivan	2001	at Texas A&M-Kingsville	35-18-0	4
388	Tim Plough	2007	at Eastern Washington	58-38-2	2
388	Bob Biggs	1972	Massachusetts	60-27-4	1
388	Mark Grieb	1996	Chico State	45-27-0	1
382	Kevin Daft	1997	at Southern Utah	45-18-1	4
382	J.T. O'Sullivan	2000	Chadron State	32-20-1	4
381	Ryan Flanigan	2002	at Texas A&M-Kingsville	45-25-1	2
380	Greg Denham	2009	at South Dakota	41-27-1	2
<b>379</b>	<b>Ben Scott</b>	<b>2015</b>	<b>Montana State</b>	<b>37-20-0</b>	<b>4</b>
379	Kevin Daft	1997	at Sacramento State	41-26-0	4
378	Mark Grieb	1996	Sacramento State	39-23-3	1
376	J.T. O'Sullivan	2000	at Western Washington	30-19-2	4
373	Jon Grant	2005	at Stephen F. Austin	49-26-3	0
372	Chris Petersen	1986	Chico State	37-29-0	4
372	J.T. O'Sullivan	2001	Western Oregon	42-30-0	4
366	Kevin Daft	1998	Saint Mary's	52-30-0	2
365	Khari Jones	1993	Cal Poly	43-22-1	4
365	J.T. O'Sullivan	2001	at New Mexico Highlands	39-26-2	3
364	J.T. O'Sullivan	2000	Mesa State	24-21-0	6
362	Greg Denham	2009	Montana	67-43-2	1
361	Greg Denham	2008	Portland State	41-26-2	1
360	J.T. O'Sullivan	2000	at Western Oregon	22-15-1	3
359	Ryan Flanigan	2003	Central Washington	27-24-0	3
357	Chris Petersen	1986	at Pacific	40-30-1	4
355	Scott Barry	1984	at North Dakota State	46-29-4	2
353	Mike Moroski	1977	Lehigh	46-21-5	4
351	J.T. O'Sullivan	1999	Cal Poly	34-25-1	2
347	Ken O'Brien	1982	Chico State	31-18-0	3
346	Bob Biggs	1972	Humboldt State	36-24-1	3
345	Khari Jones	1992	at San Francisco State	19-13-0	4
344	Mike Moroski	1978	Eastern Illinois	49-24-3	1
344	Ken O'Brien	1980	Cal Poly Pomona	27-15-0	3
342	Jon Grant	2006	San Diego	39-25-0	3
340	Chris Petersen	1986	South Dakota	42-31-1	1
337	Mike Moroski	1978	at Pacific	39-27-1	4
335	Jeff Bridewell	1989	at Sonoma State	27-23-0	3
335	J.T. O'Sullivan	2001	Central Washington	28-19-2	3
334	Dennis Bunting	1966	Humboldt State	23-17-1	4
333	J.T. O'Sullivan	1999	at Sacramento State	35-23-1	1
332	Greg Denham	2008	at Cal Poly	42-22-2	4
332	J.T. O'Sullivan	2001	Western Washington	29-18-0	2
329	Bob Biggs	1972	Santa Clara	51-25-3	2

Yds	Player	Year	Opponent	Att-Cmp-Int	TD
328	Chris Petersen	1986	at Humboldt State	31-27-0	3
328	Khari Jones	1993	at Sonoma State	36-16-1	3
328	Mark Grieb	1996	at Carson-Newman	34-25-2	3
327	J.T. O'Sullivan	2001	at North Dakota	45-26-2	0
326	Greg Denham	2008	IONA	30-20-1	5
325	Jon Barragan	2003	Western Washington	28-19-2	3
324	Jon Grant	2006	at Montana State	38-23-0	5
321	Jon Grant	2005	at Sacramento State	38-21-0	3
321	J.T. O'Sullivan	1999	Western Oregon	42-25-2	2
320	Randy Wright	2011	UTSA	30-18-0	3
320	Greg Denham	2008	North Dakota	41-31-1	2
313	Tim Plough	2007	Northeastern	39-31-1	2
<b>312</b>	<b>C.J. SPENCER</b>	<b>2015</b>	<b>CAL POLY</b>	<b>37-25-0</b>	<b>2</b>
<b>311</b>	<b>C.J. SPENCER</b>	<b>2015</b>	<b>at Sacramento State</b>	<b>35-23-0</b>	<b>3</b>
311	Jon Grant	2004	at Weber State	21-12-2	3
311	Mark Grieb	1996	at Cal State Northridge	39-22-1	2
310	Randy Wright	2013	at Northern Colorado	37-27-0	4
310	Kevin Daft	1998	New Haven	53-26-1	1
310	J.T. O'Sullivan	1999	Central Oklahoma	24-16-1	3
309	Randy Wright	2012	at Idaho State	30-20-1	3
309	J.T. O'Sullivan	2000	at West Chester	22-14-0	3
308	Ken O'Brien	1982	Northern Michigan	20-14-1	3
308	Chris Petersen	1986	at Cal State Northridge	39-27-0	2
307	Greg Denham	2009	at Sacramento State	38-29-0	2
307	Greg Denham	2008	Sacramento State	48-27-2	1
307	Jon Grant	2005	Cal Poly	44-21-1	1
307	Khari Jones	1993	Cal State Northridge	39-21-0	3
305	Jeff Bridewell	1989	Santa Clara	39-29-2	3
305	Kevin Daft	1997	Cal Poly	55-28-2	2
304	Khari Jones	1993	at Chico State	31-20-2	2
304	Kevin Daft	1997	at Angelo State	31-18-0	4
302	Randy Wright	2010	Cal Poly	40-23-0	2
302	Matt Engle	2007	at Sacramento State	31-20-0	2
302	Ken O'Brien	1982	Sacramento State	28-20-0	3
301	Ben Scott	2015	Northern Colorado	38-25-1	2
301	Jon Grant	2005	South Dakota State	44-26-3	1
300	Kevin Daft	1998	at Central Washington	30-20-0	3

### CURRENT AGGIES IN CAPS 2015 Marks in Bold



*Kevin Daft compiled an NCAA D-II playoff record of 482 passing yards at New Haven in 1997, breaking Jim Speck's previous mark of 419, set at Boise State in 1973. Daft broke his own record the following season, posting 495 against Southern Utah.*



# SINGLE-GAME PERFORMANCES

## 150-YARD RECEIVERS

Yds.	Player	Year	Opponent	Rec.
233	Michael Oliva	2001	at Texas A&M-Kingsville	8
229	Calvin Ellison	1978	at Puget Sound	6
212	Tony Kays	2005	CAL POLY	13
204	Mike Bellotti	1972	Humboldt State	11
196	Michael Oliva	2001	Western Oregon	11
194	Charley Enos	2001	at New Mexico Highlands	9
190	Chris Carter	2009	MONTANA	18
189	Chris Carter	2008	at Central Arkansas	13
183	Tay Thompson	1972	at San Francisco State	9
182	Tony Kays	2005	at Sacramento State	10
180	Bakari Grant	2007	SAN DIEGO	9
180	Howard Gravelle	1969	at UC Riverside	6
179	John Shoemaker	1999	at Sacramento State	8
176	Allen Fleming	1982	Chico State	5
174	Dick South	1966	Humboldt State	9
173	Bart Greene	1990	Saint Mary's	6
170	Jon Delfatti	1980	at Cal St. Northridge	5
167	Michael Oliva	2002	at Texas A&M-Kingsville	11
165	Tony Kays	2005	PORTLAND STATE	15
166	Calvin Ellison	1978	Eastern Illinois	9
163	Michael Oliva	2001	Central Washington	10
163	Howard Gravelle	1969	at Cal St. Hayward	10

Yds.	Player	Year	Opponent	Rec.
162	Chris Mandeville	1986	South Dakota	11
161	Josh Weinstock	1991	at Chico State	12
158	Charley Enos	2000	Eastern Oregon	6
158	Charley Enos	2000	at Western Washington	8
158	John Shoemaker	1999	Humboldt State	3
158	Jon Delfatti	1979	at Humboldt State	7
157	John Shoemaker	1998	Southern Utah	5
156	Allen Fleming	1983	Cal Lutheran	10
155	Onome Ojo	2000	at Western Washington	4
155	Aaron Bennetts	1994	Sonoma State	6
154	Francis Montes	1997	at New Haven	10
153	John Shoemaker	1999	Humboldt State	4
152	Kevin Freeman	2003	Northern Colorado	7
152	Francis Montes	1997	at Southern Utah	5
151	Tony Kays	2006	SAN DIEGO	10
151	John Shoemaker	1998	at Grand Valley State	10
151	Calvin Ellison	1977	Bethune-Cookman	6

### CURRENT AGGIES IN CAPS

#### 2015 Marks in Bold

## DOUBLE 100-YARD RECEIVING GAMES

### Aggies vs. Cal Poly, 10/13/07

Brandon Rice .....	5/140
<b>BAKARI GRANT</b> .....	7/118

### Aggies at Cal Poly, 10/30/04

Jesse Oliva .....	4/129
Tony Kays .....	6/116

### Aggies at Weber State, 9/18/04

O.J. Swanigan .....	4/115
Kevin Freeman .....	2/106

### Aggies at Texas A&M-Kingsville, 11/17/02

Michael Oliva .....	11/167
Joe Bandel .....	5/107

### Aggies at Texas A&M-Kingsville, 11/17/01

Michael Oliva .....	8/233
Charley Enos .....	4/116

### Aggies at Western Washington, 11/11/00

Charley Enos .....	8/158
Onome Ojo .....	4/155

### Aggies vs. Chadron State, 11/18/00

Michael Oliva .....	4/121
Onome Ojo .....	4/118

### Aggies vs. Mesa State, 11/25/00

Charley Enos .....	8/158
Onome Ojo .....	4/155

### Aggies vs. Southern Utah, 10/14/00

Michael Oliva .....	7/108
Onome Ojo .....	3/103

### Aggies vs. Western Washington, 11/13/99

John Shoemaker .....	7/117
Charley Enos .....	4/153

### Aggies vs. Southern Utah, 11/14/98

John Shoemaker .....	5/157
Dave Hartvickson .....	6/108
Wes Terrell .....	4/102

### Aggies vs. Grand Valley State, 11/8/97

John Shoemaker .....	5/117
Lucas Bader .....	4/100

### Aggies vs. Northern Michigan, 1982

Allen Fleming .....	127 yds
---------------------	---------

Rick Woehler .....	104 yds
--------------------	---------

### Aggies vs. Cal Poly Pomona, 1980

Don Barber .....	126 yds
Jeff Zimmerman .....	125 yds

### Aggies vs. Boise State, 1973

Brad Pederson .....	113 yds
Anthony Terry .....	102 yds

# INDIVIDUAL SEASON TOP 10 LISTS

## SCORING

OVERALL	Year	Points
1. Preston Jackson	1993	148
2. Matt Brown	2000	138
3. Jermaine Rucker	1995	108
4. Eric Friend	2000	107
5. Preston Jackson	1992	92
6. G.P. Muhammad	1998	90
7. Eddie Loretto	1985	85
T8. Sean Holleman	2001	84
T8. Shawn Rogers	1983	84
10. Ron Austin	1980	80

## RUSHING YARDS

OVERALL	Year	Yards
1. Preston Jackson	1993	1,826
2. Preston Jackson	1992	1,435
3. G.P. Muhammad	1997	1,307
4. G.P. Muhammad	1998	1,287
5. Gabe Manzanares	2013	1,285
6. Matt Massari	2002	1,274
7. Jermaine Rucker	1996	1,128
8. Matt Brown	2000	1,183
9. Ron Austin	1980	1,100
10. Ron Austin	1979	1,028

## RUSHING ATTEMPTS

OVERALL	Year	Att
1. Preston Jackson	1993	296
2. G.P. Muhammad	1997	282
3. Gabe Manzanares	2013	259
4. Jermaine Rucker	1996	247
5. Preston Jackson	1992	227
6. Ron Austin	1980	224
7. Matt Brown	2000	223
8. G.P. Muhammad	1998	217
9. Matt Massari	2002	210
10. Ron Austin	1979	206

## RUSHING TDs

OVERALL	Year	TD
1. Preston Jackson	1993	24
2. Matt Brown	2000	22
3. Jermaine Rucker	1995	17
4. Preston Jackson	1992	15
5. Sean Holleman	2001	14
6. Fred Wheeler	1978	13
T7. G.P. Muhammad	1998	12
T7. Ron Austin	1980	12
T7. George Mock	1971	12
T10. Matt Massari	2002	11
T10. Jermaine Rucker	1996	11
T10. Shawn Rogers	1982	11

## PASSING ATTEMPTS

OVERALL	Year	Att
1. Kevin Daft	1997	486
2. Greg Denham	2008	451
3. Jon Grant	2005	450
4. Greg Denham	2009	440
5. Kevin Daft	1998	417
6. Khari Jones	1993	412
7. J.T. O'Sullivan	2001	406
8. Mark Grieb	1996	400
9. Jon Grant	2006	396
10. Bob Biggs	1972	387

## PASSING RATING

OVERALL	Year	Att	Cpl	Int	Pct	Yds	TD	Ratg
1. J.T. O'Sullivan	2000	318	204	11	64.2	3679	38	193.85
2. Ryan Flanigan	2002	252	166	10	65.9	2397	20	164.03
3. Chris Petersen	1985	279	191	8	68.5	2590	19	163.18
4. J.T. O'Sullivan	2001	406	255	16	62.8	3862	32	160.09
5. Chris Petersen	1986	354	250	8	70.6	2965	23	157.90
6. J.T. O'Sullivan	1999	341	208	13	61.0	3217	26	157.78
7. BEN SCOTT	2014	218	140	7	64.2	1739	19	153.57
8. Matt Engle	2007	224	139	4	62.1	1889	14	149.94
9. Scott Barry	1984	339	218	10	64.3	2721	19	144.33
10. Dan Carmazzi	1974	149	86	6	57.7	1081	15	143.83

The NCAA passing efficiency statistic is based on a player's completion percentage, interception percentage, yards per attempt and touchdown percentage. Until 1970, collegiate quarterbacks were ranked based on total completions. From 1970 through 1978, they were ranked according to completions per game. Beginning in 1979, passers were ranked by their efficiency rating.

Note: In 1978, Mike Moroski's regular-season passing rating was a Division II-leading 145.84. However, his overall rating (i.e. including postseason) was 137.27. Chris Petersen (1985, 1986) and J.T. O'Sullivan (2000) also led all NCAA D-II passers during those respective regular seasons.

## PASSING COMPLETIONS

OVERALL	Year	Comp
1. Greg Denham	2008	296
2. Kevin Daft	1997	281
3. Greg Denham	2009	272
4. Jon Grant	2005	259
5. J.T. O'Sullivan	2001	255
6. Chris Petersen	1986	250
7. Jon Grant	2006	243
8. Kevin Daft	1998	238
9. Mark Grieb	1996	229
10. Jeff Bridewell	1989	226

## PASSING YARDS

OVERALL	Year	Yards
1. J.T. O'Sullivan	2001	3,826
2. Kevin Daft	1997	3,696
3. J.T. O'Sullivan	2000	3,679
4. Greg Denham	2008	3,478
5. Kevin Daft	1998	3,317
6. Mark Grieb	1996	3,230
7. J.T. O'Sullivan	1999	3,217
8. Khari Jones	1993	3,174
9. Ken O'Brien	1982	2,976
10. Chris Petersen	1986	2,965

## PASSING TDs

OVERALL	Year	TD
1. J.T. O'Sullivan	2000	38
2. Kevin Daft	1997	33
3. J.T. O'Sullivan	2001	32
4. Kevin Daft	1998	30
5. Khari Jones	1993	29
6. Greg Denham	2008	27
7. J.T. O'Sullivan	1999	26
8. Mark Grieb	1996	25
T9. Chris Petersen	1986	23
T9. Ken O'Brien	1982	23

## TOTAL OFFENSE

OVERALL	Year	Yards
1. J.T. O'Sullivan	2001	4,197
2. J.T. O'Sullivan	2000	4,152
3. Khari Jones	1993	3,715
4. Kevin Daft	1997	3,702
5. Kevin Daft	1998	3,332
6. Greg Denham	2008	3,314
7. Chris Petersen	1986	3,175
8. J.T. O'Sullivan	1999	3,172
9. Mark Grieb	1996	3,159
10. Ken O'Brien	1982	3,140

## RECEPTIONS

OVERALL	Year	Rec
1. Tony Kays	2005	93
2. Chris Carter	2009	85
3. Michael Oliva	2001	75
4. Charley Enos	2000	73
5. Chris Carter	2008	69
6. John Shoemaker	1997	67
T7. Sean Creadick	2010	66
T7. Tony Kays	2006	66
T7. Michael Oliva	2002	66
T10. John Shoemaker	1999	62
T10. Allen Fleming	1982	62

## RECEIVING YARDS

OVERALL	Year	Yards
1. Michael Oliva	2001	1,365
2. Charley Enos	2000	1,360
3. Tony Kays	2005	1,213
4. John Shoemaker	1999	1,172
5. Michael Oliva	2002	1,091
6. Charley Enos	2001	1,074
7. Francis Montes	1997	1,013
8. Allen Fleming	1982	994
9. Sean Creadick	2010	928
10. John Shoemaker	1998	924

CURRENT AGGIES IN CAPS  
2015 Marks in Bold



# INDIVIDUAL SEASON TOP 10 LISTS

## YARDS PER CATCH

OVERALL (Min. 15 recs)	Year	Avg
1. Onome Ojo	2000	26.2
2. Jon Deflatti	1979	23.9
3. Jon Deflatti	1980	23.2
4. Arnold Hardy	1993	23.0
5. Aaron Bugarske	1996	21.7
6. Anthony Terry	1975	21.6
7. Lucas Bader	1996	21.4
8. Randy Williams	1984	20.4
9. Onome Ojo	1999	20.3
10. Mike Bellotti	1971	20.2

## RECEIVING TDs

OVERALL	Year	TD
T1. Michael Oliva	2001	13
T1. John Shoemaker	1999	13
T1. John Shoemaker	1998	13
4. Charley Enos	2000	12
T5. Michael Oliva	2002	11
T5. Onome Ojo	2000	11
T5. Michael Oliva	2000	11
T5. Allen Fleming	1983	11
T5. Tay Thompson	1971	11
T10. Brandon Rice	2007	10
T10. Charley Enos	2001	10

## PUNT RETURN YARDS

OVERALL	Year	Att/Yds
1. Armin Anderson	1984	65/536
2. Jesse Oliva	2004	19/418
3. Armin Anderson	1983	62/398
4. Artemus Jones	1998	26/381
5. Joe Genasci	1991	25/330
6. Mike Ichiyama	1994	30/252
7. Mike Ichiyama	1992	17/245
8. Curtis Steen	1997	35/243
9. Armin Anderson	1985	38/242
10. Glenn Adriatico	2000	17/234

## KICKOFF RETURN YARDS

OVERALL	Year	Att/Yds
1. Artemus Jones	1997	45/1,086
T2. Artemus Jones	1998	40/829
T2. Jermaine Rucker	1995	29/744
4. Artemus Jones	1999	30/597
<b>5. JOSHUA KELLEY</b>	<b>2015</b>	<b>22/574</b>
6. Calvin Ellison	1977	21/553
7. Jonathan Perkins	2011	23/537
8. Channing Ragsdale	1994	29/530
9. Arnold Hardy	1993	26/519
10. Nevan Bergan	2006	22/505

## PUNTING

OVERALL (Min. 35 atts)	Year	Avg
1. Colton Schmidt	2012	44.48
2. Colton Schmidt	2011	42.33
3. Bill Ingram	1969	42.28
4. COLBY WADMAN	2014	42.26
5. Chris Shibel	2002	41.29
6. Chip Dull	1979	41.02
7. Chris Shibel	2004	41.00
8. Emmanuel Benjamin	2007	40.86
9. Chris Humes	1992	40.64
<b>10. COLBY WADMAN</b>	<b>2015</b>	<b>40.58</b>

## INTERCEPTIONS

OVERALL	Year	Int/Yds
1. Adam Williams	1973	8/ 48
T2. Nevan Bergan	2005	7/ 50
T2. Gavin Carr	1982	7/ 33
T4. Jonathan Barsi	2006	6/102
T4. Joe Caviglia	1998	6/ 26
T4. Bo Eason	1983	6/ 95
T4. Jeff Allen	1977	6/ 83
T4. John Silverfoote	1975	6/ 53
T4. Adam Williams	1975	6/ 94
T4. Anthony Terry	1974	6/ 39
T4. John Silverfoote	1973	6/ 73
T4. John Miller	1970	6/140

## PAT MADE

OVERALL	Year	XP
1. Eric Friend	2000	77
2. Cortney Williams	2001	55
3. Eric Friend	1998	47
4. Dusty Apocotos	2002	45
T5. Rafael Fernandez	1993	44
T5. Rafael Fernandez	1992	44
7. Sean Kelley	2008	42
8. Ray Sullivan	1982	41
9. Ray Sullivan	1983	39
T10. BRADY STUART	2014	37
10. Eddie Loretto	1985	37

## PAT ATTEMPTS

OVERALL	Year	XPA
1. Eric Friend	2000	79
2. Cortney Williams	2001	63
T3. Eric Friend	1998	52
T3. Rafael Fernandez	1993	52
5. Dusty Apocotos	2002	48
6. Ray Sullivan	1982	47
7. Rafael Fernandez	1992	46
8. Ray Sullivan	1983	44
9. Sean Kelley	2008	42
10. Ryan Christie	1996	41

## FIELD GOALS MADE

OVERALL	Year	FG
1. BRADY STUART	2013	17
2. Eddie Loretto	1985	16
T3. BRADY STUART	2012	15
T3. Dusty Apocotos	2003	15
<b>T5. BRADY STUART</b>	<b>2015</b>	<b>14</b>
T5. Rolf Benirschke	1976	14
T7. Sean Kelley	2010	13
T7. Eddie Loretto	1986	13
T9. Sean Kelley	2009	12
T9. Rod Holmquist	1980	12

CURRENT AGGIES IN CAPS  
2015 Marks in Bold

## FIELD GOAL ATTEMPTS

OVERALL	Year	FGA
1. BRADY STUART	2013	25
T2. BRADY STUART	2012	21
T2. Eddie Loretto	1985	21
T4. Dusty Apocotos	2003	19
T4. Rolf Benirschke	1976	19
T6. Emmanuel Benjamin	2005	18
T6. Ray Sullivan	1984	18
<b>T5. BRADY STUART</b>	<b>2015</b>	<b>17</b>
T8. Sean Kelley	2010	17
T8. Marc Rovetti	1990	17
T8. Eddie Loretto	1988	17
T8. Eddie Loretto	1987	17
T8. Ray Sullivan	1984	17
T8. Rod Holmquist	1980	17

## DEFENSIVE RECORDS

Note: UC Davis has kept complete records for tackles (solo and assists) and tackles-for-loss since the 1987 season. However, defensive stats did not become officially recognized by the NCAA until 2000.

## TOTAL TACKLES

OVERALL	Year	Tot
1. Kris Spraker	2000	143
2. Jason Hairston	1993	113
3. Steve Thompson	1989	98
T4. Dozie Amajoyi	2010	93
T4. Kelly Valaau	2003	93
T4. Chad Sindel	1999	93
T4. Jason Geldermann	1997	93
T4. Ted Corcoran	1996	93
T9. Michael Hanley	1989	89
T9. Ed McNicoll	1988	89

## SOLO TACKLES

OVERALL	Year	Tot
1. Jason Hairston	1993	63
2. Kris Spraker	2000	60
3. Charles Boyett	2013	51
4. Joe Caviglia	1999	50
5. Bryon Gruendl	2012	49
<b>T6. DARRYL GRAHAM</b>	<b>2015</b>	<b>48</b>
T6. Mike Morales	2008	48
T8. KELEEN CULBERSON	2014	47
T8. Mike Morales	2010	47
10. Jason Hairston	1992	45
T10. Carnell Green	2000	44

## ASSISTED TACKLES

OVERALL	Year	Tot
1. Kris Spraker	2000	83
2. Chad Sindel	1999	73
3. Chad Sindel	1997	58
T4. Dan Elbanna	2004	55
T4. Steve Thompson	1989	55
T6. Jason Geldermann	1997	52
T6. Mark Johnson	1989	52
T8. Ted Corcoran	1996	51
T8. Ed McNicoll	1988	51
T10. Kelly Valaau	2003	50
T10. Jason Hairston	1993	50

# TEAM SEASON TOP 10 LISTS

## SCORING OFF. (HIGH)

Year	G-Pts	Avg.
1. 2000	13-662	47.8
2. 2001	13-490	37.7
3. 1993	12-460	38.3
4. 1982	13-405	31.2
5. 1998	12-398	33.2
6. 1992	11-395	35.9
7. 1999	12-393	32.8
8. 1985	11-388	35.3
9. 1983	12-380	31.7
10. 2008	12-342	28.5

## SCORING OFF. (LOW)

Year	G-Pts	Avg.
1. 1934	8-16	2.0
2. 1930	8-17	2.1
3. 1917	3-7	2.3
4. 1932	9-42	4.7
5. 1923	9-43	4.8
6. 1935	9-47	5.2
7. 1933	7-40	5.7
8. 1954	8-47	5.9
9. 1960	9-54	6.0
10. 1938	9-58	6.4

## SCORING DEF. (HIGH)

Year	G-Pts	Avg.
1. 2014	11-416	37.8
<b>2. 2015</b>	<b>11-376</b>	<b>34.2</b>
3. 2007	11-349	31.7
4. 2012	11-322	29.3
5. 1952	9-263	29.2
6. 1992	11-320	29.1
7. 1936	7-199	28.4
8. 1954	8-226	28.3
9. 2009	11-300	27.3
10. 2008	12-326	27.2

## SCORING DEF. (LOW)

Year	G-Pts	Avg.
1. 1929	8-25	3.1
2. 1928	9-41	4.6
3. 1940	9-41	4.6
4. 1941	8-47	5.88
5. 1922	9-53	5.89
6. 1983	12-94	7.8
7. 1916	8-63	7.9
T8. 1962	9-74	8.2
T8. 1963	9-74	8.2
10. 1956	9-78	8.7

## TOUCHDOWNS

Year	W-L	TDs
1. 2000	12-1	85
2. 2001	10-3	68
3. 1993	10-2	62
4. 1999	10-2	56
5. 1998	10-2	56
6. 1982	12-1	55
7. 1992	8-2-1	54
8. 1997	9-5	51
T9. 2002	9-3	50
T9. 1996	8-5	50
T9. 1983	11-1	50

## FIELD GOALS

Year	Att	Made
1. 2013	25	17
2. 1976	22	17
3. 1985	21	16
T4. 2012	21	15
T4. 2003	19	15
<b>6. 2015</b>	<b>17</b>	<b>14</b>
T7. 2010	17	13
T7. 1986	16	13
T9. 1983	22	12
T9. 1980	17	12
T9. 1974	16	12

## FIRST DOWNS

Year	Rush-Pass-Pen	Total
1. 1993	164-148-9	321
2. 2000	125-165-24	314
3. 1997	107-183-22	312
4. 2001	120-174-12	306
5. 1996	109-150-24	283
6. 2008	82-182-16	280
7. 1982	95-143-18	256
8. 1998	86-151-17	254
9. 2002	104-129-14	247
10. 1999	83-139-21	243

## RUSHING ATTEMPTS

Year	Yds	Att
1. 2002	2,143	520
2. 1982	1,816	500
3. 1977	1,381	500
4. 1996	1,770	497
5. 1997	1,758	496
6. 1993	2,877	495
7. 2000	2,396	485
8. 1983	1,756	477
9. 2001	2,350	476
10. 1999	1,544	464

## RUSHING YARDS

Year	Att	Yds
1. 1993	495	2,877
2. 2000	485	2,396
3. 2001	476	2,350
4. 1992	424	2,286
5. 2002	520	2,143
6. 1961	458	1,891
7. 1994	421	1,874
8. 2013	441	1,828
9. 1982	500	1,816
10. 1998	399	1,788

## RUSHING OFFENSE

Year	Yds	Att
1. 1993	2,877	239.8
2. 1961	1,891	210.1
3. 1992	2,286	207.8
4. 1994	1,874	187.4
5. 2000	2,396	184.3
6. 2001	2,350	180.8
7. 2002	2,143	178.6
8. 1979	1,782	178.2
9. 1995	1,772	177.2
10. 1963	1,364	170.5

## RUSHING TDs

Year	Yds	TDs
1. 2000	2,396	35
2. 1992	2,286	33
3. 1993	2,877	32
4. 2001	2,350	30
5. 1983	1,756	28
6. 1982	1,816	27
7. 1999	1,554	26
8. 1995	1,772	24
9. 1985	1,699	24
10. 1994	1,874	23

## RUSHING DEFENSE

Year	G-Yds	Avg.
1. 1983	12-818	68.2
2. 2005	11-962	87.5
3. 1994	10-892	89.2
4. 2002	12-1104	92.0
5. 1961	9-841	93.4
6. 1964	9-865	96.1
7. 1958	9-868	96.4
8. 1982	13-1265	97.3
9. 1978	11-1135	103.2
10. 1981	10-1049	104.9

## PASS ATTEMPTS

Year	Yds	Att
1. 1997	4,210	558
2. 2008	3,708	492
3. 2005	2,965	474
T4. 2009	3,020	450
T4. 1998	3,524	450
6. 1996	3,697	449
7. 2001	4,149	437
8. 1993	3,243	432
9. 2007	3,269	431
10. 1982	3,405	425

## PASS COMPLETIONS

Year	Yds	Cmp
T1. 2008	3,708	321
T1. 1997	4,210	321
3. 2009	3,020	280
4. 2001	4,149	276
5. 2007	3,269	269
6. 2005	2,965	267
7. 1996	3,697	258
8. 1982	3,405	258
9. 1986	3,060	258
10. 1998	3,524	254

## PASSING YARDS

Year	Att-Cmp-Int	Yds
1. 2000	380-240-13	4,346
2. 1997	558-321-22	4,210
3. 2001	437-276-17	4,149
4. 2008	492-321-18	3,708
5. 1996	449-258-14	3,697
6. 1998	450-254-10	3,524
7. 1982	425-258-11	3,405
8. 1999	364-221-13	3,336
9. 2007	431-269-11	3,269
10. 1993	432-223-13	3,243

## PASSING OFFENSE

Year	Yds	Att
1. 2000	4,346	334.3
2. 2001	4,149	319.2
3. 2008	3,708	309.0
4. 1997	4,210	300.7
5. 2007	3,269	297.2
6. 1998	3,524	293.7
7. 2004	2,883	288.3
8. 1996	3,697	284.4
9. 1986	3,060	278.2
10. 1999	3,336	278.0

2015 Marks in Bold



# TEAM SEASON TOP 10 LISTS

## PASSING TDs

Year	Yds	TD
1. 2000	4,346	45
2. 1997	4,210	37
3. 2001	4,149	34
4. 1998	3,524	31
5. 1996	3,697	29
6. 1993	3,243	29
7. 2008	3,708	28
8. 1999	3,336	27
9. 2014	2,561	26
10. 2007	3,269	25

## PASSES INTERCEPTED

Year	Yds	Att
1. 1967	306-126	29
2. 1960	227-98	24
3. 1997	558-321	22
4. 1973	317-147	22
5. 1969	326-137	22
6. 1966	268-144	22
7. 1970	282-148	21
8. 1972	387-213	20
9. 1977	360-194	19
10. 1975	296-148	19

## INTERCEPTION YDS

Year	INT	Yds
1. 1977	28	378
2. 1982	26	365
3. 1983	24	321
4. 1978	16	304
5. 1989	15	285
6. 1997	17	284
7. 1972	11	261
8. 1968	24	251
9. 1970	22	247
10. 1975	24	237

## 3RD-DOWN CONV.

Year	Conv/Att	Pct.
1. 2000	73/141	51.8
2. 1985	76/151	50.3
3. 2001	80/163	49.1
4. 1993	76/162	46.9
5. 2008	78/174	44.8
6. 2006	71/159	44.7
7. 2005	87/201	43.3
8. 1999	72/168	42.9
9. 1996	81/190	42.6
10. 2009	67/158	42.4

## COMPLETION PCT.

Year	Att-Cmp	Pct
1. 1986	528-365	70.68
2. 1985	296-202	68.24
<b>3. 2015</b>	<b>245-380</b>	<b>64.47</b>
4. 2014	220-342	64.33
5. 2008	492-312	65.24
6. 2002	319-204	63.95
7. 1984	359-229	63.79
8. 2000	380-240	63.16
9. 2001	437-276	63.16
10. 1983	381-238	62.47

## TOTAL OFFENSE

Year	Plays	Yds
1. 2000	865	6,742
2. 2001	913	6,499
3. 1993	927	6,120
4. 1997	1054	5,968
5. 1996	946	5,449
6. 1998	899	5,312
7. 1982	925	5,221
8. 2008	884	5,117
9. 2002	839	5,107
10. 1999	828	4,890

## PENALTY YARDS

Year	Yds	Avg.
1. 1998	137	1,217
2. 1982	113	1,072
3. 1977	96	1,038
4. 1997	127	1,022
5. 2000	109	978
6. 1999	111	975
7. 1980	80	952
8. 2001	112	942
9. 1996	120	928
10. 1979	87	914

## 4TH-DOWN CONV.

Year	Conv/Att	Pct.
1. 2000	8/10	80.0
2. 1993	15/19	78.9
3. 2011	10/14	71.4
4. 1992	7/10	70.0
5. 2006	12/20	60.0
6. 2008	17/29	58.6
7. 2009	11/19	57.9
8. 1998	10/18	55.6
<b>9. 2015</b>	<b>11/20</b>	<b>55.0</b>
10. 2004	6/11	54.5

## QB RATING

Year	Att-Cmp	Yds	RaT
1. 2000	380-240	4,346	191.46
2. 1985	296-202	2,767	163.42
3. 2001	437-276	4,149	160.80
4. 2002	319-204	2,964	158.68
5. 1986	365-258	3,060	157.87
6. 1999	364-221	3,336	155.03
7. 2014	218-140	1,739	153.57
8. 2004	348-213	2,883	144.39
9. 1984	359-229	2,880	143.99
10. 1996	449-258	3,697	141.70

## TOTAL OFFENSE (AVG.)

Year	Yds	Avg.
1. 2000	6,742	518.6
2. 1993	6,120	510.0
3. 2001	6,499	499.9
4. 1992	4,890	444.5
5. 1998	5,312	442.7
6. 1995	4,362	436.2
7. 1986	4,694	426.7
8. 2008	5,117	426.4
9. 1997	5,968	426.3
10. 2002	5,107	425.6

## TOTAL PENALTIES

Year	Yds	Avg.
1. 1998	1217	137
2. 1997	1022	127
3. 1960	n/a	127
4. 1996	928	120
5. 1982	1072	113
6. 2001	942	112
7. 1999	975	111
8. 2000	978	109
9. 1985	871	100
T10. 1983	812	96
T10. 1977	1038	96

## TOTAL FUMBLES

Year	Lost	Total
1. 1968	22	45
T2. 1982	16	35
T2. 1967	19	35
4. 1978	17	34
T5. 1987	15	33
T5. 1976	21	33
T5. 1969	20	33
8. 1974	15	32
T9. 1996	15	31
T9. 1975	13	31

## PASSING DEFENSE

Year	G-Yds	Avg.
1. 1956	9-743	82.6
T2. 1951	9-837	93.0
T2. 1950	8-744	93.0
T4. 1964	9-858	95.3
T4. 1949	9-858	95.3
6. 1955	9-887	98.6
7. 1959	9-893	99.2
T8. 1962	9-904	100.4
9. 1963*	8-872	109.0
10. 1954	8-879	109.9

\* incomplete stats (8 games)

## INTERCEPTIONS BY

Year	Yds	INT
1. 1973	227	29
2. 1977	378	28
3. 1982	365	26
4. 1983	321	24
5. 1975	237	24
6. 1968	251	24
7. 1970	247	22
8. 1967	200	21
9. 2000	225	20
10. 1969	193	20

## QB SACKS BY

Year	Yds	Sacks
1. 1983	n/a	68
2. 1999	378	53
3. 1987	n/a	51
4. 1997	386	50
5. 2002	299	46
6. 1998	306	45
7. 1996	288	44
8. 2000	298	43
9. 1986	n/a	40
T10. 2001	286	39
T10. 1992	241	39

## FUMBLES LOST

Year	Total	Lost
1. 1968	45	22
2. 1976	33	21
T3. 1969	33	20
T3. 1966	30	20
T3. 1977	28	20
6. 1967	35	19
7. 1964	24	18
T8. 1978	34	17
T8. 2001	30	17
T10. 1982	35	16
T10. 2002	29	16

2015 Marks in Bold

# CAREER TOP 10 LISTS

## SCORING

OVERALL	Years	TD	FG	XP	Pts
<b>1. BRADY STUART</b>	<b>2012-15</b>	<b>0</b>	<b>51/74</b>	<b>121/125</b>	<b>274</b>
2. Eddie Loretto	1985-88	0	47/72	132/142	273
3. Sean Kelley	2008-11	0	44/60	124/127	256
4. Preston Jackson	1991-93	40	0	3	246
5. Matt Brown	1998-2000	40	0	0	240
T6. G.P. Muhammad	1995-98	38	0	4	236
T6. Rafael Fernandez	1989-93	0	32/52	140/153	236
8. Michael Oliva	1999-2002	37	0	0	222
9. Eric Friend	1997-2000	0	14/22	171	213
10. Emmanuel Benjamin	2004-07	0	30/54	122/136	212

## RUSHING YARDS

OVERALL	Years	Att	Yards	Avg	TD
1. G.P. Muhammad	1995-98	685	3,589	5.2	28
2. Preston Jackson	1991-93	539	3,325	6.2	40
3. Ron Austin	1977-80	646	2,968	4.6	23
4. Shola Adeyemo	1987-90	456	2,269	5.0	20
5. Matt Brown	1998-2000	436	2,234	5.1	38
6. Gabe Manzanares	2013-14	408	2,116	5.2	15
7. Jermaine Rucker	1995-96	425	2,044	4.8	28
8. Matt Massari	2001-02	298	1,814	6.1	15
9. Shawn Rogers	1981-83	404	1,812	4.5	23
10. Joe Trombetta	2007-10	387	1,622	4.2	15

## PASSING YARDS

OVERALL	Years	Att	Cpl	Int	Pct	Yds	TD	Retg
1. J.T. O'Sullivan	1998-2001	1070	669	41	62.5	10,745	96	168.8
2. Randy Wright	2010-13	1289	755	32	58.4	8,799	11	125.0
3. Jon Grant	2003-06	1154	690	33	59.8	8,220	50	128.2
4. Kevin Daft	1995-98	982	566	30	57.6	7,601	68	139.4
5. Ken O'Brien	1980-82	820	470	25	57.3	6,637	44	136.9
6. Greg Denham	2007-09	898	572	24	63.7	6,435	46	135.5
7. Mark Grieb	1994-96	777	441	25	56.8	6,051	43	134.0
8. Jeff Bridewell	1987-90	819	487	23	59.5	5,773	34	126.8
9. Khari Jones	1991-93	729	386	24	52.9	5,681	50	134.5
10. Chris Petersen	1985-86	633	441	16	69.7	5,555	42	160.2

## PUNTING

Player	Years	No	Yds	Avg	LG
1. Colton Schmidt	2009-12	235	9,664	41.12	78
2. Chris Shibel	2001-04	198	8,062	40.72	63
3. Chris Humes	1989-92	152	5,981	39.35	76
4. Scott Lindquist	1985-87	110	4,316	39.24	67
5. Bill Ingram	1968-69	150	5,875	39.17	71
6. Greg Alley	1997-2000	244	9,531	39.061	70
7. Pat Inglesby	1982-83	125	4,882	39.056	73
8. Jim Tregea	1973-74	121	4,713	38.95	62
9. Ryan Christie	1995-96	95	3,668	38.61	70
10. Brett Dickinson	2007-08	34	1,310	38.53	61

[COLBY WADMAN 2013-Present 182 7,318 40.21 65]

## RECEPTIONS

OVERALL	Years	Rec	Yards	Avg	TD
1. Chris Carter	2006-09	213	2,434	11.4	15
2. Tony Kays	2003-06	207	2,752	13.3	17
3. Charley Enos	1998-2001	194	3,258	16.8	25
T4. Michael Oliva	1999-2002	192	3,379	17.6	37
T4. John Shoemaker	1996-99	192	2,969	15.5	33
6. Randy Williams	1982-85	169	2,921	17.3	22
7. Tay Thompson	1970-72	153	2,147	14.0	20
8. Josh Weinstock	1989-92	137	1,891	13.8	20
9. Brandon Rice	2005-08	136	1,952	14.4	20
10. Sean Creadick	2007-10	133	1,809	13.6	13

## TOTAL OFFENSE

OVERALL	Years	Plays	Rush	Pass	Total
1. J.T. O'Sullivan	1998-2001	1,300	799	10,745	11,544
2. Randy Wright	2010-13	1,504	-252	8,799	8,547
3. Jon Grant	2003-06	1,415	288	8,220	8,508
4. Kevin Daft	1995-98	1,144	95	7,601	7,696
5. Khari Jones	1991-93	927	883	5,681	6,564
6. Ken O'Brien	1980-82	1,097	-74	6,637	6,563
7. Greg Denham	2007-09	944	-170	6,435	6,265
7. Chris Petersen	1985-86	831	540	5,555	6,095
9. Mark Grieb	1994-96	902	-121	6,051	5,930
10. Scott Barry	1982-84	924	209	5,387	5,596

## ALL-PURPOSE YARDS

OVERALL	Years	Rush	Rec	PRet	KRet	Total
1. G.P. Muhammad	1995-98	3,589	1,040	0	0	4,629
2. Mike Ichiyama	1992-94	1,213	1,592	641	602	4,048
3. Preston Jackson	1991-93	3,325	151	0	106	3,582
4. Artemus Jones	1996-99	11	45	507	2,999	3,562
5. Ron Austin	1977-80	2,968	304	0	254	3,526
6. Shola Adeyemo	1987-90	2,269	1,082	0	90	3,441
7. Michael Oliva	1999-2002	14	3,379	0	0	3,393
8. Jermaine Rucker	1995-96	2,044	356	0	852	3,252
9. John Shoemaker	1996-99	0	2,969	0	46	3,015
10. Tony Kays	2003-06	15	2,752	165	0	2,932

## INTERCEPTIONS

OVERALL	Years	Int	Yards	TD
1. Adam Williams	1972-73, '75	15	142	1
2. John Silverfoote	1973-75	13	126	0
3. Joe Caviglia	1997-99	12	56	0
T4. Jonathan Barsi	2003-06	11	154	1
T4. Bo Eason	1982-83	11	238	3
T6. Nevan Bergan	2003-06	10	79	0
T6. Jeff Allen	1977-79	10	194	3
T8. Nate Nelson	1998-2001	9	33	0
T8. Jeremy Veasey	1995-97	9	70	0
T8. John Miller	1970-71	9	199	0

CURRENT AGGIES IN CAPS

**2015 Marks in bold**



# CAREER TOP 10 LISTS

## RUSHING ATTEMPTS

OVERALL	Years	Att
1. G.P. Muhammad	1995-97	685
2. Ron Austin	1977-80	646
3. Preston Jackson	1991-93	539
4. Matt Brown	1998-2000	436
5. Shola Adeyemo	1987-90	434
6. Jermaine Rucker	1995-96	425
7. Gabe Manzanares	2013-14	408
8. Shawn Rogers	1981-83	404
9. Joe Trombetta	2007-10	387
10. Lonnie Cagle	1955-59	325

## RUSHING TDs

OVERALL	Years	TD
1. Preston Jackson	1991-93	40
2. Matt Brown	1998-2000	38
T3. G.P. Muhammad	1995-98	28
T3. Jermaine Rucker	1995-96	28
5. Fred Wheeler	1976-78	24
T6. Shawn Rogers	1981-83	23
T6. Ron Austin	1977-80	23
8. George Mock	1970-71	22
9. Shola Adeyemo	1987-90	20
10. O.J. Swanigan	2002-04	17

## PASSING ATTEMPTS

OVERALL	Years	Att
1. Randy Wright	2010-13	1,289
2. Jon Grant	2003-06	1,154
3. J.T. O'Sullivan	1998-2001	1,070
4. Kevin Daft	1995-98	982
5. Greg Denham	2007-09	898
6. Ken O'Brien	1980-82	830
7. Jeff Bridewell	1987-90	806
8. Mark Grieb	1994-96	777
9. Scott Barry	1982-84	735
10. Khari Jones	1991-93	729

## PASSING COMPLETIONS

OVERALL	Years	Comp
1. Randy Wright	2010-13	755
2. Jon Grant	2003-06	690
3. J.T. O'Sullivan	1998-2001	669
4. Greg Denham	2007-09	572
5. Kevin Daft	1995-98	566
6. Jeff Bridewell	1987-90	480
7. Ken O'Brien	1980-82	470
8. Scott Barry	1982-84	465
T9. Mark Grieb	1994-96	441
T9. Chris Petersen	1985-86	441

## COMPLETION PERCENTAGE

OVERALL (Min. 100 comp)	Years	Pct.
1. Chris Petersen	1985-86	69.7
2. Greg Denham	2007-09	63.7
3. Scott Barry	1982-84	63.3
4. J.T. O'Sullivan	1998-2001	62.5
5. Ryan Flanigan	2000-03	62.3
6. Todd Sloat	1985-87	61.4
7. Matt Engle	2004-07	61.3
8. Jon Grant	2003-06	59.8
9. Jeff Bridewell	1987-90	59.6
10. Randy Wright	2010-13	58.2

[BEN SCOTT 2014-present 63.9]

## PASSING TDs

OVERALL	Years	TD
1. J.T. O'Sullivan	1998-2001	96
2. Kevin Daft	1995-98	68
T3. Jon Grant	2003-06	50
T3. Khari Jones	1991-93	50
5. Greg Denham	2007-09	46
T6. Randy Wright	2010-Present	44
T6. Ken O'Brien	1980-82	44
8. Mark Grieb	1994-96	43
9. Chris Petersen	1985-86	42
T10. Ryan Flanigan	2000-03	37
T10. Scott Barry	1982-84	37
T10. Mike Moroski	1975-78	37

## INTERCEPTION PERCENTAGE

OVERALL (Min. 100 att)	Years	Pct.
1. Greg Denham	2007-09	1.82
2. Matt Engle	2004-07	2.17
3. Randy Wright	2010-13	2.48
4. Chris Petersen	1985-86	2.53
5. Jeff Bridewell	1987-90	2.73
6. Jon Grant	2003-06	2.86
7. Ken O'Brien	1980-82	3.01
8. Kevin Daft	1995-98	3.05
9. John Lucido	1978-80	3.28
10. Khari Jones	1991-93	3.29

[BEN SCOTT 2014-current 3.00]

## RECEIVING YARDS

OVERALL	Years	Yards
1. Michael Oliva	1999-2002	3,379
2. Charley Enos	1998-2001	3,258
3. John Shoemaker	1996-99	2,969
4. Randy Williams	1982-85	2,921
5. Tony Kays	2003-06	2,752
6. Chris Carter	2006-09	2,434
7. Tay Thompson	1970-72	2,147
8. Allen Fleming	1981-83	1,941
9. Bakari Grant	2006-09	1,937
10. Brandon Rice	2005-08	1,932

## YARDS PER CATCH

OVERALL (Min. 50 rec)	Years	Avg
1. Onome Ojo	1998-2000	24.1
2. Jon Delfatti	1979-80	23.6
3. Francis Montes	1996-98	19.8
4. Anthony Terry	1973-75	19.2
5. Calvin Ellison	1976-78	18.0
6. Michael Oliva	1999-2002	17.6
7. Randy Williams	1982-85	17.2
8. Charley Enos	1998-2001	16.2
9. Mike Sellar	1987-88	16.8
10. Jeff Zimmerman	1978-80	16.2

## RECEIVING TDs

OVERALL	Years	TD
1. Michael Oliva	1999-2001	37
2. John Shoemaker	1996-99	33
3. Charley Enos	1998-2001	25
4. Randy Williams	1982-85	22
T5. Brandon Rice	2005-08	20
T5. Francis Montes	1995-98	20
T5. Josh Weinstock	1989-92	20
T5. Tay Thompson	1970-72	20
T9. Bakari Grant	2006-09	18
T9. Anthony Terry	1973-75	18
T9. Howard Gravelle	1967-69	18

## PUNT RETURN YARDS

OVERALL	Years	Yards
1. Armin Anderson	1983-85	1,176
2. Glenn Adriatico	1999-2002	656
3. Mike Ichiyama	1992-94	641
4. Artemus Jones	1996-99	507
5. Jesse Oliva	2001-04	441
6. Joe Genasci	1988-91	330
7. Randy Faccinto	1967-69	303
8. Bill Woehler	1978-82	244
9. Curtis Steen	1997	243
10. Brian Favors	1995-96	233

## PUNT RETURN AVERAGE

OVERALL (Min. 25 att)	Years	Avg
1. Jesse Oliva	2001-04	15.8
2. Joe Genasci	1988-91	13.2
3. Glenn Adriatico	1999-2002	11.3
4. Artemus Jones	1996-99	9.8
5. Mike Ichiyama	1992-94	9.3
6. Eric Johnson	1975-76	8.4
7. Randy Faccinto	1967-69	7.6
8. Ernest Perkins	1995-96	7.5
9. Armin Anderson	1983-85	7.1
10. Curtis Steen	1997	6.9

## KICKOFF RETURN YARDS

OVERALL	Years	Yards
1. Artemus Jones	1996-99	2,999
2. Jonathan Perkins	2010-13	1,439
2. Josh Reese	2008-11	1,114
3. Calvin Ellison	1976-78	1,000
5. Kevin Freeman	2001-04	931
<b>6. SHAMAWN WRIGHT</b>	<b>2012-15</b>	<b>907</b>
7. Tom Watts	1999-2001	873
8. Jermaine Rucker	1995-96	852
9. Jerold Ligons	1983-86	851
10. Alex Hines	2011-12	849

## KICKOFF RETURN AVERAGE

OVERALL (Min. 25 att)	Years	Yards
<b>1. SHAMAWN WRIGHT</b>	<b>2012-15</b>	<b>24.5</b>
2. Jermaine Rucker	1995-96	23.7
3. Jonathan Perkins	2010-13	23.59
4. Alex Hines	2011-12	23.58
5. Calvin Ellison	1976-78	23.3
6. Artemus Jones	1996-99	22.4
7. Kevin Freeman	2001-04	22.2
8. Terry Hall	1987-88	21.3
9. Arnold Hardy	1992-93	21.1
10. Wayne Adkins	1985-86	21.0

CURRENT AGGIES IN CAPS  
2015 Marks in Bold

# CAREER TOP 10 LISTS

## FIELD GOALS MADE

	Years	FG	FGA	Pct	LG
<b>1. BRADY STUART</b>	<b>2012-15</b>	<b>51</b>	<b>74</b>	<b>68.9</b>	<b>52</b>
2. Eddie Loretto	1985-88	47	72	65.3	50
3. Sean Kelley	2008-11	44	60	73.3	54
4. Rafael Fernandez	1989-93	32	52	61.5	45
5. Ray Sullivan	1981-84	31	51	60.8	49
6. Emmanuel Benjamin	2004-07	30	54	55.6	44
7. Rolf Benirschke	1974-76	29	43	67.4	52
8. Dusty Apocotos	2002-03	22	28	78.6	49
9. Rod Holmquist	1978-81	21	37	56.8	50
10. Bernie Furlan	1967-69	17	41	42.5	44

## FIELD GOAL ATTEMPTS

	Years	FGA
<b>1. BRADY STUART</b>	<b>2012-15</b>	<b>74</b>
2. Eddie Loretto	1985-88	72
3. Sean Kelley	2008-11	60
4. Emmanuel Benjamin	2004-07	54
5. Rafael Fernandez	1989-93	52
6. Ray Sullivan	1981-84	51
7. Rolf Benirschke	1974-76	43
8. Bernie Furlan	1967-69	41
9. Rod Holmquist	1978-81	37
10. Dusty Apocotos	2002-03	28

## PAT MADE

	Years	XP
1. Eric Friend	1997-2000	171
2. Rafael Fernandez	1989-93	140
3. Eddie Loretto	1985-88	130
4. Sean Kelley	2008-11	124
5. Emmanuel Benjamin	2004-07	122
<b>6. BRADY STUART</b>	<b>2012-15</b>	<b>121</b>
7. Ray Sullivan	1981-84	115
8. Dusty Apocotos	2002-03	77
9. Rolf Benirschke	1974-76	58
10. Cortney Williams	2001	55

## PAT ATTEMPTS

	Years	XPA
1. Eric Friend	1997-2000	189
2. Rafael Fernandez	1989-93	153
3. Eddie Loretto	1985-88	142
4. Emmanuel Benjamin	2004-07	136
5. Ray Sullivan	1981-84	129
6. Sean Kelley	2008-11	127
<b>7. BRADY STUART</b>	<b>2012-15</b>	<b>125</b>
8. Dusty Apocotos	2002-03	82
9. Rod Holmquist	1978-81	65
10. Cortney Williams	2001	63

# CAREER DEFENSIVE RECORDS

Note: UC Davis had kept complete records for tackles (solo and assists) and tackles-for-loss since the 1987 season. However, defensive stats did not become officially recognized by the NCAA until 2000.

## TOTAL TACKLES

	Years	Tackles
1. Kris Spraker	1997-2000	290
2. Jason Hairston	1992-94	271
3. Mike Morales	2006-2009	261
4. Chad Sindel	1996-99	252
5. Kelly Valaau	2000-03	247
6. Byron Gruendl	2009-12	225
7. Ejiro Evero	1999-2000, '02-03	219
8. Dozie Amajoyi	2007-10	218
9. Jordan Glass	2010-12	217
10. Nate Nelson	1998-2001	213

## SOLO TACKLES

	Years	UT
1. Jason Hairston	1992-94	136
2. Mike Morales	2006-2009	135
3. Byron Gruendl	2009-12	134
4. Kris Spraker	1997-2000	131
5. Joe Caviglia	1996-99	126
6. Ejiro Evero	1999-2000, '02-03	122
7. Jordan Glass	2010-12	118
8. Dozie Amajoyi	2007-10	110
9. Steven Pitts	2011-14	109
10. Kelly Valaau	2000-03	107

CURRENT AGGIES IN CAPS  
2015 Marks in Bold

## ASSISTED TACKLES

	Years	AT
1. Chad Sindel	1996-99	179
2. Kris Spraker	1998-2000	159
3. Kelly Valaau	2000-03	140
T4. Robby Flannery	1997-99	135
T4. Jason Hairston	1992-94	135
6. Mike Morales	2006-2009	126
7. Nate Nelson	1998-2001	120
8. Dan Elbanna	2002-05	116
9. Robert Kincade	1988-91	110
10. Dozie Amajoyi	2007-10	108

## TACKLES FOR LOSSES<sup>+</sup>

1989-2000 <sup>+</sup>	Years	TFL	2001-Present	Years	TFL
1. Josh Anstey	1995-98	51	1. John Faletoesse	2005-2008	36.5
2. Aaron Volkoff	1997-99	45	2. James Amos	2004-07	32.5
3. Robby Flannery	1997-2000	44	3. Pila Fatukala	2001, '03-05	24.0
4. Kris Spraker	1997-2000	43	4. Nick King	2010-13	23.0
5. Jason Geldermann	1996-98	42	5. Andrew Benjamin	2009-12	22.0
6. Greg Gatto	1995-98	41	T6. Steven Pitts	2011-14	21.5
7. Mike Shepard	1989-91	33	T6. Byron Gruendl	2009-12	21.5
8. Chad Sindel	1996-99	30	T6. Mike Morales	2006-09	21.5
T9. Jeff Brunswig	1994-95	28	T6. B.J. Brust	1999-02	21.5
T9. Brian Anderson	1990-92	28			

<sup>+</sup> Prior to 2001, TFLs were recorded without designation between solos and assists. Since 2001, the statistic was recorded such that solo TFLs were worth 1.0 while assisted TFLs were considered 0.5. In the latter list, players whose careers crossed this boundary had their pre-2001 numbers converted to comply with the current rules.



# LONGEST PLAY

## RUSHING

Player	Yds	Opponent	Year
Jim Wilson	94t	Southern Oregon	1953
Joe Trombetta	90t	WESTERN WASHINGTON	2007
Shola Adeyemo	90t	Saint Mary's	1990
Matt Massari	89t	Abilene Christian	2002
Kale Turner	88t	at Eastern Washington	2007
Lou Hausmann	87	Cal Ramblers	1953
Ken Kuykendall	86	Humboldt State	1949
Shola Adeyemo	85	Chico State	1990
Preston Jackson	84	Humboldt State	1992
Lonnie Cagle	83	Cal Ramblers	1956
Charles Richards	79	UC Santa Barbara	1940
Preston Jackson	77t	Chico State	1993
Rick Hamilton	77	Nevada	1973
John Nedderman	75	San Francisco State	1947
Jerold Ligons	75	Cal State Northridge	1984
Eldred Lane	74	Saint Mary's	1926
Colton Silveria	72t	Fort Lewis	2014
Rick Hamilton	70	Portland State	1974
Ron Austin	70	Santa Clara	1977
Mark Ford	70	Sonoma State	1985

## PASSING

Players	Yds	Opponent	Year
Mike Moroski to Calvin Ellison	99t	Puget Sound	1978
Chris Petersen to Frank Bispo	92t	Humboldt State	1985
Ken O'Brien to Allen Fleming	91t	Northern Michigan	1982
Todd Sloat to Mike Sellar	88	Santa Clara	1987
J.T. O'Sullivan to Onome Ojo	86t	Northeastern State	1999
Mark Grieb to Brian Favors	86t	Cal State Northridge	1996
Jon Grant to O.J. Swanigan	84t	Weber State	2004
Scott Barry to Randy Williams	84	Sacramento State	1984
J.T. O'Sullivan to Onome Ojo	80t	Sacramento State	2000
Khari Jones to Arnold Hardy	80	Cal Poly	1993
Mike Quinn to Mike Sellar	80	Sonoma State	1988
Khari Jones to Andrew Murden	80	San Francisco State	1992
Jon Grant to Marcus Nolan	79	at South Dakota State	2006
Ryan Flanigan to Charley Enos	79t	New Mexico Highlands	2000
J.T. O'Sullivan to Onome Ojo	78t	Texas A&M-Commerce	1999
Kevin Daft to Francis Montes	78t	Southern Utah	1997
Mark Grieb to Francis Montes	78t	Chico State	1996
Jim Wilcox to Phil Stewart	78	Chico State	1965
Dennis Bunting to Phil Stewart	78	Chico State	1966
J.T. O'Sullivan to Onome Ojo	77t	Western Washington	2000

## FIELD GOALS

Player	Yds	Opponent	Year
Sean Kelley	54	at Southern Utah	2011
<b>BRADY STUART</b>	<b>52</b>	<b>at Weber State</b>	<b>2015</b>
Sean Kelley	52	NORTH DAKOTA	2009
Terry Rutledge	52	Cal State Hayward	1975
Rolf Benirschke	52	Cal State Hayward	1976
Eddie Loretto	52	Chico State	1988
Rod Holmquist	50	Cal State Northridge	1980
Rod Holmquist	50	Cal Poly	1980
Eddie Loretto	50	Chico State	1988
Dusty Apocotos	49	Texas State	2003
Dusty Apocotos	49	Grand Valley State	2003
Ryan Christie	49	Portland State	1996
Ray Sullivan	49	Cal Poly	1984
Eddie Loretto	49	South Dakota	1986

## INTERCEPTION RETURNS

Player	Yds	Opponent	Year
Elijah Hall	97t	Chico State	1989
Ben Waller	90	Chico State	1951
Adam Cook	87t	Sacramento State	2007
Adam Williams	84	Cal State Northridge	1975
DeSha Runnels	83t	Tex.A&M-Commerce	1998
Orin Allen	79	San Francisco State	1958
Jim Noonan	79	Sacramento State	1983
Jim Gardiner	78	Chico State	1937
Andy San Juan	75	Chico State	1978
Don Johnston	72	Chico State	1977
Bo Eason	71	Cal St. Hayward	1982

## KICKOFF RETURNS

Player	Yds	Opponent	Year
John Nedderman	100t	Fairfield Army/Air Base	1948
Ryan Ramey	98	Sacramento State	2004
Kevin Freeman	96t	Western Oregon	2002
Carl Frazer	95	Fresno State	1934
Jason Holleman	90t	Cal State Northridge	2001
Jason Holleman	90t	Cal State Northridge	2001
SHAMAWN WRIGHT	89t	Fort Lewis	2014
Calvin Ellison	89	Humboldt State	1977
Jonathan Perkins	81t	SACRAMENTO STATE	2012
Joseph Gray	81	WINSTON-SALEM STATE	2009
Jonathan Barsi	72	Sacramento State	2006

## PUNT RETURNS

Player	Yds.	Opponent	Year
Joe Genasci	94t	Saint Mary's	1991
Jesse Oliva	85t	Weber State	2004
Bob Haase	81	Chico State	1955
Tip Willis	74	Humboldt State	1987
Bob Haase	70	Sacramento State	1956
Jesse Oliva	68t	Sacramento State	2004
Glenn Adriatico	63t	Saint Mary's	2000
Artemus Jones	63t	Western Oregon	1998
Jesse Oliva	60	Northern Colorado	2004
Brian Favors	60	Central Oklahoma	1996
Dave Webb	57	UC Riverside	1966
Bud Wolfe	56	Pacific	1933
Bill Weir	55	Chico State	1928



Ryan Ramey's 98-yard kickoff return against Sacramento State in 2004 was the second-longest in school history, behind only John Nedderman's 100-yarder in 1948.

CURRENT AGGIES IN CAPS  
2015 Marks in Bold

# LAST TIME IT HAPPENED

## INDIVIDUAL RUSHING

30 Rushing Attempts	37 by Gabe Manzares at Cal Poly, 11/15/14
300 Rushing Yards	305 by Mike Ichiyama at S.F. State, 1994
200 Rushing Yards	230 by Gabe Manzares at Cal Poly, 11/15/14
100 Rushing Yards	230 by Gabe Manzares at Cal Poly, 11/15/14
75-Yard Run (no TD)	84 by Preston Jackson vs. Humboldt, 10/24/92
75-Yard TD Run	88 by Kale Turner at Eastern Washington, 9/15/07
50-Yard Run (no TD)	53 by Gabe Manzares at Cal Poly, 11/15/14
50-Yard TD Run	53 by Gabe Manzares vs. Montana State, 10/11/14
3 Rushing Touchdowns	3 by Gabe Manzares at Cal Poly, 11/15/14
4 Rushing Touchdowns	5 by Matt Brown at Cal Poly, 10/21/00
2 Players Rush for 100 Yards	120 by Colton Silveria & 105 by Marquis Nicolis at Idaho State, 10/13/12

## INDIVIDUAL PASSING

<b>20 Pass Completions</b>	<b>23 by C.J. Spencer at Sacramento State, 11/21/15</b>
30 Pass Completions	43 by Greg Denham vs. Montana, 9/12/09
40 Pass Attempts	46 by Ben Scott vs. Montana State, 10/11/14
50 Pass Attempts	50 by Randy Wright vs. Humboldt State, 10/8/11
<b>3 Touchdown Passes</b>	<b>3 by C.J. Spencer at Sacramento State, 11/21/15</b>
4 Touchdown Passes	4 by Ben Scott vs. Sac State, 11/22/14
5 Touchdown Passes	5 by Greg Denham vs. Iona, 10/18/08
TD Pass By Non-QB	29 yards by Gabe Manzares to Mark Martindale at Northern Arizona, 11/8/14
100 Yards Rushing & Passing	Khari Jones (102 & 328) at Sonoma State, 10/16/93
<b>300 Yards Passing</b>	<b>312 by C.J. Spencer at Sacramento State, 11/21/15</b>
400 Yards Passing	434 by Greg Denham at San Diego, 11/22/08

## INDIVIDUAL TOTAL OFFENSE

<b>300 Yards Total Offense</b>	<b>335 by C.J. Spencer at Sacramento State, 11/21/15</b>
--------------------------------	--

## INDIVIDUAL RECEIVING

10 Receptions	10 by Tom Hemmingsen at Montana State, 10/26/13
Two Players w/ 10 rec.	Chris Carter (18) & Sean Creadick (10) vs. Montana, 9/12/09
<b>2 Touchdown Receptions</b>	<b>2 by Chris Martin at North Dakota, 9/26/15</b>
3 Touchdown Receptions	3 by Corey Galindo vs. Fort Lewis, 9/6/14
<b>100 Yards Receiving</b>	<b>115 by Chris Martin at Sacramento State, 11/21/15</b>
Two Players With 100 Yards Receiving	Brandon Rice (140 and Bakari Grant (118) vs. Cal Poly, 10/13/07
<b>75-Yard Touchdown Reception</b>	<b>75 yds by Chris Martin (from Ben Scott) vs. South Dakota, 9/12/15</b>
75-Yard Non-Scoring Reception	79 yds by Marcus Nolan (from Jon Grant) at South Dakota State, 10/28/06
<b>50-Yard Touchdown Reception</b>	<b>51 yds by Alex Cannon vs. Cal Poly, 11/14/15</b>
50-Yard Non-Scoring Reception	50 yards by Ramon Vargas at Cal Poly, 11/15/14

## SPECIAL TEAMS/DEFENSE

Kickoff Return for Touchdown	89 yards by Shamawn Wright vs. Fort Lewis, 9/6/14
Punt Returned for Touchdown	68 yds by Jesse Oliva vs. Sac State, 9/25/04
<b>Interception Return for Touchdown</b>	<b>9 yds by Delvin Alexander at Northern Colorado, 10/17/14</b>
Fumble Return for Touchdown	0 yards by Chris Martin vs. Montana State, 10/11/14
2 Interceptions Returned for Touchdown	Carnell Green (46) & Justin Patterson (66) at W. Oregon, 9/28/02
<b>50-Yard Field Goal</b>	<b>52 by Brady Stuart at Weber State, 11/7/15</b>
4 Field Goals	Brady Stuart (18, 29, 35, 32) vs. North Dakota, 11/16/13
3 Field Goals	Brady Stuart (18, 29, 35, 32) vs. North Dakota, 11/16/13
Blocked Punt	Ryan Dimino vs. Weber State, 9/29/12
Blocked Punt for Touchdown	Blocked by Brock Butler, returned by Danny Hart vs. Southern Utah, 10/11/08
<b>Field Goal Blocked</b>	<b>Kyle DeVaughn vs. Southern Utah, 10/24/15</b>

Blocked FG for Touchdown	54 yds ret by Joshua Edwards (blocked by John Faletose) vs. Southern Utah, 10/15/05
Two-Point Conversion by Rush	Colton Silveria vs. Sacramento State, 11/17/12
Two-Point Conversion by Pass	Randy Wright to Byron Gruendl vs. Sacramento State, 11/17/12
Defensive Extra Point	Jordan Glass vs. Sacramento State, 11/17/12
<b>Extra Point Blocked</b>	<b>Travon Brooks at Hawai'i, 9/19/15</b>
Punt Blocked for Safety	Jeff Allen vs. Cal State Hayward, 10/16/77
Scored a safety	Returner tackled in end zone on kickoff vs. North Dakota, 11/16/13

## TEAM TOTALS

<b>Team Gained 200 Yards Rushing</b>	<b>211 at Sacramento State, 11/21/15</b>
Team Gained 300 Yards Rushing	331 at Idaho State, 10/13/12
<b>Team Failed to Gain 100 Yards Rushing</b>	<b>28 at Weber State, 11/7/15</b>
<b>Team Gained 300 Yards Passing</b>	<b>312 at Sacramento State, 11/21/15</b>
Team Failed to Gain 100 Yards Passing	54, at Stanford, 8/30/14
<b>Team Gained 500 Yards Total Offense</b>	<b>523 at Sacramento State, 11/21/15</b>
Team Gained 600 Yards Total Offense	610 vs. Montana State, 10/11/14
Team Failed to Gain 200 Yards Total Offense	115, at Stanford, 8/30/14
Held Team Under 100 Yards In Total Offense	97 (7 rush, 90 pass) vs. W. Oregon, 10/11/03
Held Team Under 200 Yards in Total Offense	191 (66 rush, 125 pass) vs. No. Arizona, 9/14/13
Held Team Under 100 Yards Rushing	<b>64 at Sacramento State, 11/21/15</b>
Fake Punt	by Coby Wadman vs. North Dakota, 11/16/13
Fake Field Goal	15-yard gain by Nolan de Graaff at Sac State, 10/4/03
<b>Scored At Least 30 Points</b>	<b>35 at Sacramento State, 11/21/15</b>
Scored At Least 40 Points	48 vs. Montana State, 10/11/14
Scored At Least 50 Points	52 vs. Fort Lewis, 9/6/14
Won By Shutout	45-0 at Montana State, 9/16/06
Scored A Safety	James Amos/Adam Cook tackle in end zone at Sac State, 11/3/07
Won on Last-Minute Field Goal	32 yds by Mark Rovetti with 0:08 left vs. S.F. State, 10/27/90
Won on Last-Minute Touchdown	5-yd pass from Randy Wright to Sean Creadick with 0:35 left at Cal Poly, 11/13/10
Played an Overtime Game	Won at South Dakota, 24-23, 10/10/09
Played a Double-OT Game	Aggies won at Sac State, 36-28 (3ot), 9/20/97
Played a Triple-OT Game	Aggies won at Sac State, 36-28, 9/20/97
Played a Tie Game	Aggies tied Humboldt State at home, 31-31, 9/16/95

## BY OPPONENTS

<b>Team Gained 500 Yards Total Offense</b>	<b>669 yds by Cal Poly, 11/14/15</b>
Kickoff Returned for Touchdown	98 yds by Jamal Miles at Arizona State, 9/1/11
Punt Returned for Touchdown	60 yds by Ty Montgomery at Stanford 8/30/14
Interception Returned for Touchdown	38 yds by Deonte Flowers vs. Montana State, 10/11/14
2 Interceptions Returned for Touchdowns	Lucky Dozier (78) and Marcus Alford (47), No. Arizona, 9/14/13
Fumble Returned for Touchdown	0 yards by Ben Cowger, at Sacramento State, 11/19/11
<b>Blocked Punt Returned for Touchdown</b>	<b>by Tyler Meteer (43), at Sac State, 11/21/15</b>
<b>Punt Blocked</b>	<b>by Tyler Meteer, at Sac State, 11/21/15</b>
Field Goal Blocked	by Dyllon Knox, So. Dakota, 8/31/13
Scored a Safety	Corbin Cutshaw tackled in endzone at Fresno State, 9/5/09
Shutout Recorded	45-0, at Stanford, 8/30/14

2015 Events in Bold




# FIRST-TEAM ALL-AMERICANS


- 2010 **Dean Rogers, TE**  
AFCA
- 2009 **Mike Morales, LB**  
Associated Press
- 2008 **John Faletuose, DT**  
AP, TSN, Walter Camp
- 2006 **Jonathan Barsi, FS**  
Associated Press
- 2002 **Forest Vance, OT**  
D2Football.com
- 2000 **J.T. O'Sullivan, QB**  
D2Football.com
- 2000 **Eric Friend, K**  
AFCA
- 1999 **Troy Larkin, OT**  
AP, AFCA, Football Gazette
- 1999 **Joe Caviglia, CB**  
Football Gazette
- 1998 **Wes Terrell, TE**  
AFCA

- 1997 **Kevin Daft, QB**  
Football Gazette
- 1997 **Wes Terrell, TE**  
AFCA
- 1996 **Josh Anstey, DE**  
Football Gazette,  
AP, CoSIDA
- 1995 **Aaron Bennetts, TE**  
AFCA
- 1995 **Mike Ichiyama, All-Purpose**  
Football Gazette
- 1992 **Preston Jackson, RB**  
Football Gazette
- 1989 **Steve Thompson, LB**  
Associated Press
- 1987 **Tim Lajcik, DT**  
Football News
- 1985 **Mike Wise, DE**  
AP, Football News,  
Kodak/AFCA


- 1984 **Scott Barry, QB**  
Associated Press
- 1983 **Bo Eason, FS**  
Associated Press
- 1982 **Ken O'Brien, QB**  
Kodak/AFCA
- 1979 **Jeff Allen, DB**  
Associated Press
- 1978 **Casey Merrill, DE**  
Kodak/AFCA
- 1977 **Chuck Fomasi, DT**  
Associated Press
- 1976 **Andy Gagnon, OG**  
Kodak/AFCA
- 1972 **Bob Biggs, QB**  
Associated Press
- 1972 **Dave Roberts, OT**  
Kodak/AFCA




**Dave Roberts**  
Kodak/AFCA - 1972




**Casey Merrill**  
Kodak/AFCA - 1978




**Jeff Allen**  
Associated Press - 1979




**Ken O'Brien**  
Kodak/AFCA - 1982




**Bo Eason**  
Associated Press - 1983




**Scott Barry**  
Associated Press - 1984




**Mike Wise**  
Associated Press - 1985  
Football News - 1985  
Kodak/AFCA - 1985



**Tim Lajcik**  
Football News - 1987




**Steve Thompson**  
Associated Press - 1989




**Mike Ichiyama**  
Football Gazette - 1995



**Aaron Bennetts**  
AFCA - 1995




**Josh Anstey**  
Associated Press - 1996  
Football Gazette - 1995  
CoSIDA - 1996




**Wes Terrell**  
AFCA - 1998




**Troy Larkin**  
Associated Press - 1999  
Football Gazette - 1999  
AFCA - 1999




**J.T. O'Sullivan**  
D2Football.com - 2001



**Forest Vance**  
D2Football.com - 2002



**Jonathan Barsi**  
Associated Press - 2006



**John Faletuose**  
Associated Press - 2008  
The Sports Network - 2008

# FIRST-TEAM ALL-CONFERENCE

## 2015

None

## 2014

Ian Joseph, OT

## 2013

None

## 2012

Sean Davies, OG  
Colton Schmidt, P

## 2011

Sean Davies, OL  
Bobby Erskine, DL  
Tommy Grillo, DL  
Tom Hemmingsen, WR  
Kevyn Lewis, DB  
Ray Wilburn, C

## 2010

Dozie Amajoyi, LB  
Sean Creadick, WR  
Sean Kelley, K  
Dean Rogers, TE  
Eric Sobotka, DE  
Mark Tos, OL  
Ray Wilburn, OL

## 2009

Chris Carter\*, WR  
Bakari Grant, WR  
Mike Healey, LB  
Tommy Hernandez, OL  
Sean Kelley, K  
Patrick Michelier, DE  
Mike Morales\*, LB  
Dean Rogers, TE  
Jeremy Scott, CB  
Mark Tos, OL

## 2008

Chris Carter, WR  
Jonathan Compas, OL  
John Faletese\*, DT  
Tommy Hernandez, OL  
Tyler Pringle, LB  
Dean Rogers, TE

## 2007

James Amos, DL  
Jonathan Compas, OL  
Adam Cook, CB  
Bakari Grant, WR  
Brandon Rice, WR

## 2006

James Amos, DL  
Jonathan Barsi, FS

Chris Buck, LB  
Jonathan Compas, OL  
John Faletese, DL  
Tony Kays, WR  
Elliot Vallejo, OL

## 2005

Jon Grant\*, QB  
Tony Kays, WR  
James Amos, DL  
John Faletese, DL  
Mike Ng, DL  
Ben Reece, OLB  
Dan Elbanna, ILB  
Jonathan Barsi, DB

## 2004

Dan Fells, TE  
Jon Grant, QB  
Cory Lekkerkerker, OT  
Marc Manfredda, C  
Jesse Oliva, WR\*  
Dan Reece, DB

## 2003

Dusty Apocotos, K  
Ejiro Evero, S  
Brad Lekkerkerker, OT  
Forest Vance, OG

## 2002

B.J. Brust, DE  
Mike Gross, OT  
Matt Massari, RB  
Michael Oliva, WR  
Chris Shibel, P  
Forest Vance, OT  
Josh Vavao, DT

## 1993

Khari Jones\*, QB  
Mike Ichiyama, WR  
Bob Shults, OL  
Aaron Bennetts, TE  
Preston Jackson, RB  
Scott Fuller, DL  
Jason Hairston, LB

## 1992

Preston Jackson\*, RB  
Josh Weinstock, WR  
Adam Loew, TE  
Brian Andersen, DE  
Morice Mabry, FS  
Mike Ichiyama, Spec.

## 1991

Tyler Moore, G  
Bob Fenton, T  
Shawn Moss, TE  
Josh Weinstock, WR

Brian Andersen, DL  
Bob Kincade, LB  
Mike McDonald, DB  
Morice Mabry, DB  
Joe Genasci, RS

## 1990

Bill Mills, G  
Shola Adeyemo, TB  
Mike Shepard, DT  
Alex Gash, T  
Bob Kincade, LB  
Tyler Moore, OG  
Bob Fenton, T  
Shawn Moss, TE  
Josh Weinstock, WR  
Joe Genasci, Spec.  
Brian Andersen, DE  
Mike McDonald, CB  
Morice Mabry, SS

## 1989

Steve Thompson\*, LB  
Cameron Boyer, DE  
Jeff Hover, G  
Ron Polk, DB  
Tom Price, T  
Charlie Smith, C  
Jim Tomasin, FB  
Josh Weinstock, WR

## 1988

Tom Price, T  
Mike Sellar\*, WR  
Eddie Loretto, K  
Ed McColl, LB  
Joe Lacono, G  
Shola Adeyemo, RB  
Kevin Blanchard, DL  
Mark Krieger, DB

## 1987

Jim Doughty, LB  
Brian Jones, C  
Steve Jones, G  
Tim Lajcik\*, DL  
Scott Lindquist, P  
Todd Sloat, QB  
Jack Wildermuth, WR

## 1986

Chris Petersen\*, QB  
Jerald Ligans, RB  
Wayne Adkins, WR  
Brian Jones, C  
Steve Jones, G  
John Manion, DE  
Adam Henderson, LB  
Keith Lewis, CB

## 1985

Randy Williams, WR  
Ron Costa, T  
Doug Wagner, G  
Chris Mandeville, TE  
Mike Wise\*, DE  
Larry Wear, FS  
Adam Henderson, LB

## 1984

Scott Barry\*, QB  
Dan Gazzaniga, T  
Chris Crespi, DT  
Jay Lawson, CB  
Daryl Hill, CB  
Matt Hesselgren, LB  
Randy Williams, WR

## 1983

Bo Eason\*, FS  
Allen Fleming, WR  
Shawn Rogers, RB  
Glenn Fricker, DE  
Loyal Miner, LB  
John Johnson, G  
Scott Barry, QB  
Keith Bachman, OT  
Matt Hesselgren, LB  
Jay Lawson, CB  
Jim Noonan, SS

## 1982

Ken O'Brien\*, QB  
Keith Bachman, T  
John Johnson, G  
Bob Slater, DT  
Paul Emery, LB  
Bo Eason, FS

## 1981

Ken O'Brien\*, QB  
Frank Scalerio, C  
Glenn Fricker, DE  
Darryl Goss, RB  
Tony Grimes, DB

## 1980

Ron Austin\*, RB  
Ken O'Brien, QB  
Mike Kane, WR  
Bill Beckman, T  
Mike Irwin, T  
Frank Scalerio, C  
Mel Byrd, DB  
Neal Fromson, LB  
Rick Mohr, DE

## 1979

Norm Yost, T  
Ron Smith, G  
Ron Austin\*, RB  
Jon Delfatti, WR

Pat Fry, DT  
Brian Buckley, LB  
Jeff Allen, DB

## 1978

Randy Wilson, TE  
Ernie Bompreszi, T  
Norm Yost, G  
James Johnson, C  
Mike Moroski\*, QB  
Fred Wheeler, FB  
Calvin Ellison, WR  
Casey Merrill\*, DE  
Brian Buckley, LB  
Steve Clerici, LB  
Mike Johnson, DB  
Jeff Allen, DB

## 1977

Phil Barry, G  
John McKee, T  
Calvin Ellison, WR  
Mike Moroski\*, QB  
Chuck Fomasi\*, DT  
Jim Reifert, LB  
Ray Martinez, LB  
Jeff Allen, DB  
Mike Johnson

## 1976

Steve Griffin, WR  
Bob Watters, T  
Andy Gagnon, G  
Jim Speck\*, QB  
Bill Fass, TE  
Ron Wade, DE  
Dave Bon, LB  
George Harper, DB  
Rolf Benirschke, K

## 1975

John Bigwood, T  
Bill Jenkins, G  
Anthony Terry, WR  
Charlie Merrill, DT  
Rick Svoboda, LB  
John Silverfoote, DB  
Adam Williams, DB

## 1974

Rick Fortner, TE  
Steve Lard, G  
Joe Lukawski, C  
Anthony Terry, WR  
Tom Slater, RB  
Phil Wells\*, DE  
Steve Bronzan, LB  
John Silverfoote, DB

## 1973

Rick Fortner, TE  
Ron Sockolov, T



# FIRST-TEAM ALL-CONFERENCE

Anthony Terry, WR  
Rick Hamilton, RB  
Ric Rimmer, DE  
Lincoln Ellis, LB  
Adam Williams, DB

## 1972

Bob Biggs\*, QB  
Jim Allen, FB  
Tay Thompson, WR  
Bruce Groefsema, DB  
Nick Lowe, DT  
Dave Roberts, T  
Steve Algeo, LB

## 1971

George Mock, FB  
Dave Clerici, DE  
Jim Fiack, LB  
Mike Bowles, DB  
Dave Roberts, T

## 1969

Tom Williams\*, DT  
Jerry DeLoach, DE

## 1968

Jerry DeLoach, DE  
John Barkley, LB  
Howard Gravelle, TE

## 1967

George Ziser, MG  
Dave Webb, DB  
Doug Frederick, T  
Tony Christo, FB

## 1966

Dick South, FL

## 1965

Dick South, HB  
Jack DeWit, T  
Tom Russell, DT  
Paul Fiack, LB

## 1964

Jon Cooper, C  
Ray DiGuilio, DT

## 1963

Dick Carriere, QB  
Dale Weishahn, T  
Linn Wiley, SE  
Bill Reiche, DB

## 1962

Dick Carriere, QB  
Dale Weishahn, OT

## 1961

Carl Ehret, T  
Roger Swearingen, C  
Bob Foster, HB  
Jim Haynie, DE  
Dick Williams, DT

## 1959

Wes Fry, C

## 1958

Alvin Christensen, T  
Mel Voos, HB

## 1956

Myrel Moore, E  
John Kidd, G  
Lonnie Cagel, HB

## 1955

Jim Waller, E  
Marv Mays, T  
John Kidd, G

## 1954

Mike Hall, G

## 1953

Bob Chilcott, T

## 1952

Phil Wintz, FB  
George West, DT  
Don Niboli, MG/G  
Leo Lynch, E

## 1951

Ben Waller, HB/DB  
Rich Donnell, HB  
Charles Hall, DE  
Ed Murphy, DE  
Ed Smith, LB  
Don Lehman, T  
Ernie Wetmore, E  
George Bonacich, QB

## 1950

Don Lehman, OG  
Ron Hanna, HB

## 1949

Don Cox, E  
Bill Diaz, QB  
Archie Dessert, C

## 1948

Evert Schlinger, E  
Bob Hunt, T  
John Nedderman, HB

## 1942

Lyle Meyer, FB  
Lee DeWitt, G

## 1941

Mitsuo Nitta, E  
Lee DeWitt, G  
Charles Richards, HB  
Lyle Meyer, FB

## 1940

Mitsuo Nitta, E

## 1939

Mitsuo Nitta, E

## 1938

Misuo Nitta, E  
Al Serpa, FB

## 1937

Paul Little, G  
Al Serpa, FB

## 1936

Dave Peterson, G

## 1935

Mike Chrisman, G  
Chris Graves, QB

## 1934

Carl Frazer, E  
H.S. Martinson, G

## 1933

(No Selections Made)

## 1932

Joe Fiack, T  
Carl Frazer, E  
Russ Sweet, HB

## 1931

Earl Clark, E  
Joe Fiack, T  
Russ Sweet, HB

## 1930

Pete Borges, T  
Gil Gillespie, G  
Dwight Waters, C

## 1929

Kermit Schmidt, E  
Ben Robinson, T  
Charles Leathers, G  
Ed Stever, C  
Gil Gillespie, G

Pete Borges, T  
Joe Martin, HB  
Tony Souza, FB

## 1928

Ben Robinson, T  
Frank Brett, QB

## 1927

Kermit Schmidt, E  
Frank Brett, QB

## 1926

Waldo Weeth, T  
Ben Taut, FB

## 1925

Waldo Weeth, T

\* - Conference Player of the Year

## AFFILIATIONS

### Big Sky Conference

2004-2011

### Great West Football Conference

2004-2011

### Div. I-AA Independents

2003

### D-II Independent Football Alliance

2002

### no affiliation

1994-2001

### American West Conference

1993

### Northern California Athletic Conference

1982-92

### Far Western Conference

1925-1981

# ADDITIONAL AWARD WINNERS

## NCAA POSTGRADUATE SCHOLARSHIP AWARD WINNERS

The NCAA Postgraduate Scholarship Award is a \$5,000 award given to student-athletes who excel both on the field and in the classroom. The NCAA began the program in 1964. To qualify, student-athletes must maintain a 3.00 grade-point average during their collegiate careers and perform with distinction in varsity athletics.

In 1999-2000, three Aggie student-athletes earned scholarship awards. Since the inception of the award, UC Davis ranks among the top 20 institutions – regardless of division – in the number of its student-athletes given this prestigious award.

### UC DAVIS FOOTBALL WINNERS

1998-99	Wes Terrell
1996-97	Mark Grieb
1996-97	Brian Favors*
1992-93	Brian Andersen
1991-92	Mike Shepard
1991-92	Bob Kincade
1989-90	Jim Tomasin
1985-86	Bob Hagenau
1978-79	Mark Markel
1976-77	Rolf Benirschke
1975-76	Dave Gellerman
1975-76	Dan Carmazzi

\* - Minority Enhancement Postgraduate Award

## UC DAVIS INSTITUTIONAL AWARDS: FOOTBALL WINNERS

### COLBY E. SLATER AWARD

(Male Athlete of the Year)

2009	Chris Carter
2005	Tony Kays
2001	J.T. O'Sullivan
1999	Kevin Daft
1997	Mark Grieb
1995	Mike Ichiyama
1994	Preston Jackson (tied)
1988	Tim Lajcik
1987	Chris Petersen
1985	Scott Barry
1984	Bo Eason
1983	Ken O'Brien
1981	Ron Austin
1980	Jeff Allen
1979	Mike Moroski
1978	Mike Moroski
1977	Anthony Terry
1975	Phil Wells
1974	Lincoln Ellis
1973	Bob Biggs
1972	Jim Fiack
1967	Doug Hastings

### LINDLEY AWARD (Cont.)

1990	Mike Shepard
1985	Bob Hagenau
1977	Rolf Benirschke
1974	Ron Sockolov
1971	Rudy Kadlub
1968	George Ziser
1967	Grover Ford
1963	Carl Ehret
1962	Dick James
1961	Charles Francis
1958	Tom Parker
1956	Robert Maulhart
1954	Hal Leigh
1953	Charles Adamson
1952	Don Niboli
1949	Don Brown
1942	Chester Locke
1935	Maitland Wolfe
1930	Paul Goodwin
1929	Ben Robinson
1928	George Gamer
1927	Leonard Krehbiel
1926	Robert Osborne
1925	Howard Lutz
1924	Herb Spilman
1923	George Bogart

### W. P. LINDLEY AWARD

(Scholastics, Athletics & Leadership)

2005	Chris Jones
1998	Wes Terrell
1994	Khari Jones
1991	Bob Kincade

## CoSIDA ACADEMIC ALL-AMERICANS

The College Sports Information Directors of America (CoSIDA) annually select an Academic All-America Team. To be eligible, a player must be a regular performer and carry at least a 3.20 cumulative GPA.

2004	Chris Jones, DT
1999	R.J. Starr, OL
1998	Wes Terrell, TE
1992	Mike Shepard, DL
1992	Bob Kincade, LB
1990	Jim Tomasin
1978	Mike Moroski, QB
1975	Dave Gellerman, LB
1972	Steve Algeo, LB
1971	Tay Thompson, WR
1971	Mike Hennig, DL

*Note: Rolf Benirschke was inducted to the CoSIDA Academic All-America Hall of Fame in 2003.*

## VELOYCE GLENN WINSLOW AWARD

Three Aggie football players have earned the V. Glenn Winslow Award, bestowed annually upon the university's outstanding graduating male senior.

1986	Bob Hagenau
2004	Chris Jones
2008	Matt Engle



Chris Jones



Matt Engle

## OTHER NATIONAL AWARDS

### HARLON HILL TROPHY FINALISTS

2002	Michael Oliva, WR (7th)
2001	J.T. O'Sullivan, QB (4th)
2000	J.T. O'Sullivan, QB (3rd)
1998	Kevin Daft, QB
1996	Mark Grieb, QB

*Note: J.T. O'Sullivan also received one third-place vote for the Heisman Trophy in 2000, finishing T30th overall.*

### AFC A GOOD WORKS TEAM

1998	Wesley Terrell, TE
------	--------------------

### COLLEGE FOOTBALL CHRONICLE UNSUNG HERO

1997	Joseph Castagnola, LB
------	-----------------------

### BURGER KING SCHOLAR-ATHLETE OF THE WEEK

1997	Joseph Castagnola (Sept. 13)
1996	Ryan Christie (Oct. 5)
1995	Derek Vandersloot (Oct. 14)



# AGGIE TEAM CAPTAINS

2014 (game-by-game selections)  
 2014 Charles Boyett  
 Dalton Turay  
 2013 Nick King  
 Jimmy Kunkel  
 2012 Bobby Erskine  
 Kevyn Lewis  
 Sean Davies  
 Ray Wilburn  
 2011 Bobby Erskine  
 Jordan Glass  
 Josh Reese  
 Ray Wilburn  
 2010 Dozie Amajoyi  
 Sean Creadick  
 Danny Hart  
 Dean Rogers  
 2009 Tommy Hernandez  
 Mike Morales  
 2008 Jonathan Compas  
 John Faletose  
 Mario Gonzalez  
 Tyler Pringle  
 2007 Chris Buck  
 Mario Gonzalez  
 2006 James Amos  
 Nevan Bergan  
 Jon Grant  
 Tony Kays  
 2005 Dan Elbanna  
 Daniel Fells  
 Tony Kays  
 Ryan Sharp  
 2004 Marc Manfreda  
 Jake Mossawir  
 Jesse Oliva  
 Tom Parisi  
 2003 Ejiro Evero  
 Ryan Flanigan  
 Kelly Valaau  
 Forest Vance  
 2002 B.J. Brust  
 Ejiro Evero  
 Chris Maben  
 Michael Oliva  
 2001 Charley Enos  
 Nate Nelson  
 J.T. O'Sullivan  
 Viliami Tuivai  
 2000 Matt Brown  
 Robby Flannery  
 J.T. O'Sullivan  
 Kris Spraker  
 1999 Joe Caviglia  
 John Shoemaker  
 Chad Sindel  
 Jay Suesens  
 1998 Kevin Daft  
 Greg Gatto  
 G.P. Muhammad  
 Chad Sindel  
 1997 Joseph Castagnola  
 Kevin Daft  
 Erik Lawrence  
 Jeremy Veasey  
 1996 Jeff Brunswig  
 Ted Corcoran  
 Jermaine Rucker  
 1995 Jeff Brunswig  
 Chris Chambers  
 Ted Corcoran

1994 Chris Wilson  
 Jason Hairston  
 Aaron Bennetts  
 Mike Ichiyama  
 Dyrell Foster  
 1993 Keith Dunn  
 Bob Shults  
 Jason Hairston  
 Khari Jones  
 Preston Jackson  
 1992 Josh Weinstock  
 Paul Hasson  
 Mike McDonald  
 Morice Mabry  
 1991 Mike Shepard  
 Bob Kincade  
 Mike Quinn  
 Cullen Wilkerson  
 1990 Jeff Bridewell  
 Alex Gash  
 Mike Difiori  
 1989 Steve Thompson  
 Tom Price  
 Cameron Boyer  
 Jim Tomasin  
 1988 Jack Wildermuth  
 Cameron Boyer  
 1987 Brian Jones  
 Rob Rathbun  
 1986 Chris Petersen  
 Adam Henderson  
 Larry Wear  
 1985 Randy Williams  
 Tim Saunders  
 1984 Scott Barry  
 Jay Lawson  
 Chris Crespi  
 1983 Bo Eason  
 Shawn Rogers  
 1982 Ken O'Brien  
 Bob Slater  
 Bo Eason  
 1981 Ken O'Brien  
 Don Barker  
 1980 John Lucido  
 Ron Austin  
 Rick Mohr  
 1979 John Lucido  
 Brian Buckley  
 1978 Mike Moroski  
 Mike Johnson  
 1977 Mike Moroski  
 Jim Reifert  
 1976 Jim Speck  
 Dave Bon  
 1975 Bill Jenkins  
 John Silverfoote  
 1974 Rick Fortner  
 Steve Lard  
 Phil Wells  
 1973 Lincoln Ellis  
 Ron Sockolov  
 1972 Dave Roberts  
 Bruce Groefsema  
 Mike Tenerowitz  
 1971 Jim Fiack  
 Dave Clerici  
 George Mock  
 1970 Rudy Kadlub  
 Tom Odell  
 1969 Jerry DeLoach

1968 John Kohmoos  
 Richard Tortosa  
 George Bauslaugh  
 1967 Mike Way  
 George Ziser  
 1966 Dick South  
 Paul Fiack  
 1965 Jack DeWit  
 Karl Frank  
 1964 Mike Doyle  
 Ray DiGuilio  
 1963 Dick Carriere  
 1962 Dale Weishahn  
 1961 Carl Ehret  
 1960 Carl Ehret  
 1959 Mack Smith  
 1958 Mel Voos  
 1957 Myrel Moore  
 1956 Tom Parker  
 1955 Duane Damron  
 1954 Duane Damron  
 1953 Don Donsing  
 1952 Don Niboli  
 Phil Wintz  
 1951 Don Lehman  
 1950 Don Lehman  
 1949 Jim Anderson  
 1948 Evert Schlinger  
 1947 Lee Bloxham  
 1946 Boyd Bettencourt  
 1945 (no team)  
 1944 (no team)  
 1943 (no team)  
 1942 Lee DeWitt  
 1941 Mitsuo Nitta  
 1940 Bob Fryer  
 1939 Dave Peterson  
 1938 Howard McSweeney  
 1937 Dave Peterson  
 1936 Chris Graves  
 1935 Chris Graves  
 1934 Bud Wolfe  
 1933 Bob Frazer  
 1932 Russ Sweet  
 1931 Dudley Stephens (injured)  
 Joe Fiack  
 1930 Pete Borges  
 1929 Kermit Schmidt  
 1928 Kermit Schmidt  
 1927 Ben Robinson  
 1926 Waldo Weeth  
 1925 Abe Lutz  
 1924 Herb Spilman  
 1923 Fred Klingaman  
 1922 George Bogart  
 1921 Alan Carter  
 1920 W.J. Fox  
 1919 Tom Cuffe  
 1918 (no team)  
 1917 George Marshall  
 1916 Ed Jones  
 1915 Hira Hall

## AGGIES IN POSTSEASON ALL-STAR GAMES\*

*\*Year listed is the player's senior season, not necessarily the calendar year in which the game was played. Only players who accepted invitations are listed.*

### East-West Shrine Game

2004 Marc Manfreda  
 2003 Brad Lekkerkerker  
 2001 J.T. O'Sullivan  
 1989 Steve Thompson  
 1985 Jim Sochor (coach)  
 Mike Wise  
 1983 Jim Sochor (coach)  
 Bo Eason  
 1979 Mike Moroski

### Hula Bowl All-Star Classic

1998 Kevin Daft

### Blue-Gray All-Star Classic

1998 Kevin Daft

### Japan Bowl

1982 Ken O'Brien

### Martin Luther King All-America Classic

1989 Steve Thompson

### Cactus Bowl (formerly Snow Bowl)

2003 Dusty Apocotos  
 Ejiro Evero  
 Forest Vance  
 2002 Carnell Green  
 Mike Gross  
 Michael Oliva  
 2001 Charley Enos (DNP)  
 2000 Onome Ojo

### Snow Bowl

1999 Troy Larkin  
 1998 Wes Terrell  
 1997 Kent Miller  
 1996 T.J. Brown  
 Jeff Brunswig  
 Jermaine Rucker  
 1993 Preston Jackson  
 Bob Shults

### Paradise Bowl

2003 Ryan Flanigan  
 2002 Michael Oliva  
 2001 Nate Nelson  
 Chris Smith

### All-Star Gridiron Classic

2001 J.T. O'Sullivan

# AGGIE TEAM AWARDS

## JERRY NORRIS AWARD

### Most Valuable & Inspirational

#### 2015 Kyle DeVaughn Brady Stuart

2014 Gabe Manzanares  
2013 Gabe Manzanares  
2012 Jordan Glass  
2011 Bobby Erskine  
2010 Dozie Amajoyi  
2009 Chris Carter  
2008 John Faletose  
2007 Matt Engle  
2006 Tony Kays  
2005 Tony Kays  
2004 Jesse Oliva  
2003 Ejiro Evero  
2002 Michael Oliva  
2001 J.T. O'Sullivan  
2000 J.T. O'Sullivan  
1999 Kris Spraker  
John Shoemaker  
Chad Sindel  
1998 Kevin Daft  
1997 Joseph Castagnola  
1996 Jeff Brunswig  
Mark Grieb  
1995 Bryce Elliott  
1994 Mike Ichiyama  
1993 Khari Jones  
1992 Preston Jackson  
Josh Weinstock  
1991 Bob Kincade  
Joe Genasci  
1990 Shola Adeyemo  
Jeff Bridewell  
1989 Steve Thompson  
1988 Ed McNicoll  
Mike Sellar  
1987 Tim Lajcik  
1986 Chris Petersen  
1985 Mike Wise  
Randy Williams  
1984 Scott Barry  
1983 Bo Eason  
1982 Ken O'Brien  
1981 Don Barker  
Frank Scalerio  
1980 Ron Austin  
1979 Brian Buckley  
1978 Mike Moroski  
1977 Jim Reifert  
1976 Jim Speck  
1975 Bill Jenkins  
Anthony Terry  
1974 Rick Fortner  
Phil Wells  
1973 Rick Fortner  
1972 Bob Biggs  
1971 George Mock  
1970 George Mock  
1969 Bud Journey  
1968 George Bauslaugh  
1967 George Ziser  
1966 Paul Fiack  
1965 Jack DeWit  
1964 Ray DiGiulio  
1963 Dick Carriere  
1962 Dale Weishahn  
1961 Carl Egret  
1960 Roger Swearingen  
1959 Mack Smith  
1958 Mel Voos  
1957 Myrel Moore  
1956 Tommy Adamson  
1955 Duane Damron  
1954 James Reynolds

1953 Bob Chilcott  
1952 Don Niboli  
1951 Don Lehman  
1950 Ron Hanna  
1949 Archie Dessert  
1948 Evert Schlinger  
1947 John Nedderman  
1946 Jack Coppes  
'43-45 (no teams)  
1942 Lee Dewitt  
1941 Mitsuo Nitta  
1940 Robert Fryer  
1939 Hal Campbell  
Mitsuo Nitta  
1938 Howard McSweeney

## OUTSTANDING OFFENSIVE PLAYER

#### 2015 Alex Cannon

2014 RAMON VARGAS  
2013 Gabe Manzanares  
2012 Taylor Sloat  
Anthony Soto  
Tom Hemmingsen

## OUTSTANDING BACK/RECEIVER

2010 Sean Creadick  
2009 Bakari Grant  
2008 Brandon Rice  
2007 Brandon Rice  
2006 Jonathan Barsi  
2005 Nevan Bergan  
2004 Kevin Freeman  
2003 Antar Mahasin  
2002 Matt Massari  
Carnell Green  
2001 Michael Oliva  
Charley Enos  
2000 Charley Enos  
1999 Joe Caviglia  
1998 G.P. Muhammad  
Chad Sindel  
1997 Desi Barbour  
Jason Geldermann  
G.P. Muhammad  
1996 Jermaine Rucker  
Ernest Perkins  
Jeff Brunswig  
1995 Jermaine Rucker  
1994 Aaron Bennetts  
Jason Hairston  
1993 Preston Jackson  
Dyrell Foster  
1992 Preston Jackson  
1991 Joe Genasci  
1990 Shola Adeyemo  
1989 Jim Tomasin  
1988 Mark Krieger  
Jim Tomasin  
1987 Todd Sloat  
Jason Weatherby  
1986 Roger Wilkinson  
1985 Randy Williams  
1984 Randy Williams  
1983 Shawn Rogers  
1982 Shawn Rogers  
1981 Darryl Gross  
1980 Ron Austin  
1979 Ron Austin  
Jeff Allen  
1978 Fred Wheeler  
Mike Johnson  
1977 Fred Wheeler  
1976 Jim Speck  
Dave Bon  
1975 Tom Slater  
John Silverfoote

1974 Tom Slater  
1973 Rick Hamilton  
Adam Williams  
1972 Jim Allen  
1971 George Mock  
1970 George Mock  
1969 Bud Journey  
1968 John Barkley  
1967 Tony Christo  
1966 Dick South  
1965 Dick South  
1964 Glenn DuFour  
1963 Dick Carriere  
1962 Dick Carriere  
1961 Bob Foster  
1960 Bob Foster  
1959 Lonnie Cagle  
1958 Mel Voos  
1957 Walt Titcomb

## OUTSTANDING DEFENSIVE PLAYER

#### 2014 Charles Boyett

2013 Nick King  
2012 Byron Gruendl  
2011 Byron Gruendl  
Jordan Glass

## OUTSTANDING LINEMAN/ LINEBACKER

2012 Ray Wilburn  
2011 Sean Davies  
2010 Ray Wilburn  
2009 Mike Morales  
Tommy Hernandez  
2008 Mike Morales  
2007 James Amos  
Jonathan Compas  
2006 Michael Ng  
Elliott Vallejo  
2005 Dan Elbanna  
Ben Reece  
2004 Marc Manfreda  
2003 Brad Lekkerkerker  
Kelly Valaau  
2002 B.J. Brust  
Dominic Ghio  
2001 B.J. Brust  
Chris Maben  
2000 Lucien Cazenave  
1999 Robby Flannery  
Troy Larkin  
1998 Greg Gatto  
Troy Larkin  
1997 Erik Lawrence  
Kent Miller  
1996 T.J. Brown  
1995 Bryce Elliott  
Mike Legrand  
1994 Matt Eckman  
Mike Johnson  
1993 Bob Shults  
Scott Fuller  
1992 Bob Fenton  
Brian Andersen  
1991 Shawn Moss  
John Garofalo  
1990 Alex Gash  
1989 Tom Price  
1988 Joe Iacono  
1987 Brian Jones  
1986 John Manion  
Chris Mandeville  
1985 Mike Wise  
1984 Dan Gazzaniga  
Chris Crespi  
1983 Glenn Fricker

1982 Bob Slater  
1981 Frank Scalerio  
1980 Rick Mohr  
1979 Norm Yost  
Pat Fry  
1978 Casey Merrill  
1977 Chuck Fomasi  
1976 Bill Fass  
Ron Wade  
1975 Bill Jenkins  
Charlie Merrill  
1974 Phil Wells  
1973 Ric Rimmer  
1972 Tom Macy  
1971 Dave Clerici  
1970 Dave Clerici  
1969 Tom Williams  
1968 Jerry DeLoach  
1967 George Ziser  
1966 Tom Russell  
1965 Jack DeWit  
1964 Jon Cooper  
1963 Dale Weishahn  
1962 Dale Weishahn  
1961 Carl Ehret  
1960 Carl Ehret  
1959 Wes Fry  
1958 Alvin Christensen  
1957 Tom Parker

## JIM FERRIER AWARD Outstanding Transfer

2012 Colin Kelly  
2011 Reece Ludwig  
2010 Jordan Glass  
2009 Danny Hart  
2008 Steven Wulff  
2007 no award  
2006 Marcus Nolan  
2005 Alex Garfio  
2004 Ryan Sharp  
2003 Cory Lekkerkerker  
2002 Billy Zeier  
2001 Steve Soares  
2000 Carnell Green  
1999 Jay-Jay Janabajal  
1998 Matt Brown  
Dan Carrington  
1997 Aaron Volkoff  
1996 Desi Barbour  
Kent Miller  
1995 Jermaine Rucker  
1994 Chris Chambers  
1993 Mike Johnson  
1992 Arnold Hardy  
Jeff Krieger  
1991 Tim Ancira  
1990 Mike Eskridge  
1989 Elijah Hall  
1988 Joe Genasci  
1988 Mike Hanley  
1987 Mike Sellar  
1986 Steve Jones  
1985 Chris Petersen  
1984 Ton Costa  
1983 Frank Bispo  
1982 Loyal Miner  
1981 Dave Snow  
Paul Emery  
1980 Frank Scalerio  
1979 Jon Delfatti  
1978 Bret Del Bondio  
1977 J.T. Cotton  
1976 Chuck Fomasi  
1975 Bill Fass  
1974 Tom Slater  
1973 Doug Allen  
1972 George Kiss  
1971 Nick Lowe

## BOB OLIVER AWARD Unsung Hero

#### 2015 MANUSAMOA LUUGA

2014 Mark Martindale  
2013 Jonathan Perkins  
2012 Chad Davis  
Andrew Benjamin  
2011 Victor Lee  
2010 Danny Hart  
2009 Conor Kirkpatrick  
Luke McDonough  
2008 Mario Gonzalez  
2007 Kale Turner  
2006 Timothy Keane  
2005 Timothy Keane  
Ryan Payne  
2004 Jeff Anderson  
Angelo Caffese  
2003 Jon Barragan  
Justin Patterson  
2002 Glenn Adriatico  
Kwamin Taylor  
2001 Justin Locke  
Chris Smith  
2000 Lee Caton  
1999 Jessi Johnson  
Chris Williams  
1998 Tim Bellig  
Josh Farrow  
1997 Lucas Bader  
Stephen Heringer  
1996 Ted Corcoran  
1995 Greg Campbell  
Derek Vandersloot  
1994 Dyrell Foster  
Tim Allen  
1993 Bret Kwarta  
Jeff Brooks  
1992 Paul Hasson  
1991 Eric Smith  
Jim Dansby  
1990 All seniors  
1989 Mike Connors  
1988 Rich Collins  
1987 Doug Gomez  
Tim Prukop  
1986 Wayne Rush  
Nick Stoll  
1985 Dan Hubert  
Dave Tischer  
1984 Dewayne Townnes  
Bill Thomas  
1983 Loyal Miner  
Allen Fleming  
1982 Paul Emery  
1981 Bill Woehler  
1980 John Lucido  
1979 Bill Blakemore  
1978 Paul Belluomini  
1977 Tib Belza  
1976 Mike Davis  
1975 Dan Butler  
1974 Skip Mezger



# AGGIE TEAM AWARDS

## MOST IMPROVED

2015	<b>KEVIN GAVIGAN</b> Ryan Lefotu
2014	<b>Marques Barron</b> Andrew Hunter
2013	Anthony Kaspar
	Jay Luchette
2012	Aarynn Jones
	Nick King
2011	Patrick Shelton
2010	Stephen Dunstan
2009	Greg Denham
	Kevyn Lewis
2008	Dean Rogers
	Sean Creadick
2007	Brandon Tucker
2006	Mike Morales
	Kale Turner
2005	Mike Ng
	Blaise Smith
2004	Jon Grant
	Ben Reece
2003	Angelo Caffese
	Nolan De Graaff
2002	Ryan Flanigan
	Jake Mossawir
2001	Joe Bandel
	Jason Holleman
	Tom Watts
2000	Tony McCall
	Onome Ojo
1999	J.T. O'Sullivan
1998	David Hartvickson
	Jessi Johnson
1997	Joe Caviglia
	R.J. Starr
1996	Aaron Bugarske
	Jeremy Veasey
1995	Alonzo Grant
	Mark Grieb
1994	Rusty Stivers
	Erik Lekas
1993	Arnold Hardy
	Erik Lekas
1992	Jeff Brooks
	Matt Mason
1991	John Kavanaugh
	Jeff Brooks
1990	Robert Della-Santina
	Robert Walker
1989	Greg Williams
1988	Alex Gash
	Kevin Blanchard
1987	Kose Godinet
	Jim Hankin
1986	Lunny Lundstrum
1985	Chris Mandeville
1984	Rob Cuenin
1983	Jim Noonan
	Scott Barry
1982	Maurice Geddis
1981	Jim Travnick
1980	Bill Beckman
1979	Neal Fromson
	Tony Franks
1978	Pat Fry
	Kirk Hamilton
1977	Calvin Ellison
1976	Jim Reifert
	Brant Bordsen
1975	Bill Bruce
1974	Ron Terra
1973	Steve Bronzan
1972	Skip Mezger
1971	Mike Hennig
1970	Mike Bowles
1969	Jimi McLemore
1968	Len Casanega
1967	Mike Haselswerdt

1966	Doug Hastings
1965	Jack Edwards
1964	Terry Minor
1963	Fred Corson
1962	Dennis McMahan
1961	Tom Giacomini
1960	Arleigh Williams
1959	Charles Francis
1958	Ben Oller
1957	Art Traugh

## T. PALMER MOODY AWARD

### Outstanding Sophomore

2012	DALTON TURAY
2011	Jonathan Perkins
2010	Byron Gruendl
2009	Jacob Maxson
2008	Greg Denham
2007	Bakari Grant
2006	John Faletese
2005	James Amos
2004	Tony Kays
2003	Daniel Fells
2002	Marc Manfredda
2001	Kelly Valaau
	Forest Vance
2000	Michael Oliva
1999	Charley Enos
1998	Kris Spraker
1997	John Shoemaker
1996	Greg Gatto
1995	Joseph Castagnola
1994	T.J. Brown
	Jeff Brunswig
1993	Gregg Ames
1992	Jason Hairston
	Mike Ichiyama
1991	Tyler Moore
1990	Morice Mabry
	Brian Andersen
	Mike McDonald
1989	Mike Shepard
	Josh Weinstock
1988	Shola Adeyemo
1987	Steve Thompson
1986	Mark Krieger
1985	Larry Wear
1984	Jerold Ligons
	Tim Lajcik
1983	Mike Wise
1982	Randy Williams
1981	Glenn Fricker
1980	Ken O'Brien
1979	Ron Smith
1978	Jeff Zimmerman
1977	Jeff Allen
1976	Casey Merrill
1975	Wally Loving
1974	Jim Speck
1973	John Silverfoote
1972	Rick Fortner
1971	Tay Thompson
1970	Mike Tenerowicz
1969	Walt Wild
1968	Paul Fellers
1967	John Kohlmoos
1966	Dave Webb
1965	Gary Hack
1964	Dick South
1963	Karl Frank
1962	Ray DiGuilio
1961	Dick Carriere
1960	Dick Williams
1959	Frank Johnson
1958	Tom Watson

## MIKE WISE AWARD

### Outstanding Freshman

2015	<b>VINCENT WHITE</b>
2014	KEELAN DOSS JULIAN BERTERO
2013	COLBY WADMAN
2012	Tim Benton
	Walter Earnest
2011	Colton Silveria
2010	Jonathan Perkins
2009	Colton Schmit
2008	Ish Anderson
2007	Joe Trombetta
2006	Chris Carter
2005	John Faletese
2004	James Amos
2003	Tony Kays
2002	Dan Elbanna
	O.J. Swanigan
2001	Pila Fatukala
2000	Justin Patterson
	Forest Vance
1999	Ejoro Evero
1998	Nate Nelson
1997	Jordan Bugarske
	Lee Caton
	Robby Flannery
1996	Troy Larkin

## GEORGE BELENIS AWARD

### Outstanding Redshirt

2015	<b>FORREST FERGUSON</b> DANIEL PLUM
2014	RAMSEY HUFFORD ANTHONY BAUMGART
2013	JULIAN BERTERO DARRYL GRAHAM
2012	Titus Garrett
	RUSSELL REEDER
2011	Justin Nunes
	Walter Earnest
2010	Jake Waas
2009	Tom Hemmingsen
2008	Bobby Erskine
2007	Victor Lee
	Robert Ayotte
2006	Greg Denham
	Dozie Amajoyi
2005	Chris Carter
	Patrick Michellier
2004	Tom Blake
	Marcellous Grigsby
2003	James Amos
	Tim Plough
2002	Tony Kays
	Clayton O'Kane
2001	Billy Zeier
2000	Brett Lobel
	Marc Manfredda
	Tom Parisi
1999	Carnell Green
1998	Nathaniel Hackett
	Trae Milton
1997	Matt Brown
	Erik Taylor
1996	Jordan Bugarske
	Robby Flannery
	Kris Spraker
1995	Chad Sindel
	Jay Suesens
1994	Josh Anstey
	Erik Lawrence
1993	Tom Reuss
	Andy Walczak
1992	Derek Duncan

1991	Bryce Elliott
	Ché Brooks
	Byron Smith
1990	Scott Renz
	Doug Van Lare
1989	David Antongiovanni
	Greg Mosbacher
1988	Doug Van Lare
1987	Jeff Hoover
	Bob Kincade
1986	Jim Tomasin

## OUTSTANDING SPECIAL TEAMS AWARD

2015	<b>COLBY WADMAN</b>
2014	Artice Nelson
2013	Ryan O'Holleran
2012	Colton Schmidt
2011	Neil Pierce
2010	Colton Schmidt
2009	Sean Kelley
2008	Sean Kelley
2007	Mike Healey
2006	Gabe Ellis
2005	Ryan Ramey
2004	Chris Shibel
2003	Dusty Apocotos
2002	Dusty Apocotos
	Dan Reece
2001	Jason Holleman
2000	Eric Friend
1999	Jason Holleman
1998	Artemus Jones
1997	Artemus Jones
1996	Ryan Christie
1995	Ryan Christie
1994	Tim Meyer
1993	Lenny Tran
1992	Rafael Fernandez
1991	Chris Humes
1990	Chris Baumann
	Kevin Kelly
1989	Jeff Trimmer
1988	Scott Lindquist
1987	Eddie Loretto
1986	Tim Harrington
1985	Armin Anderson
	Tim Harrington
	Eddie Loretto
1984	Armin Anderson
1983	Pat Inglesby
1982	Tate Edwards

## AGGIE PRIDE AWARD

2015	<b>Travon Brooks</b>
2014	Dalton Turay
	Steven Pitts
2013	Earnest Sayles III
	Taylor Sloat
2012	Bobby Erskine
2011	Sean Maraz
2010	Reggie Mason
2009	Mike Healey
2008	Tyler Pringle
2007	Tyler Pringle
2006	Naveen Daftari
	Kyle Skierski
2005	Ryan Sharp
	Kyle Tarp
2004	Lewis Burkhardt
	Tom Parisi
2003	Mo Mortazavi
2002	Nathaniel Hackett
	Aaron Struck
2001	Nate Nelson
2000	Paul Cater

	Robby Flannery
1999	Sam Paneno


## COACHES AWARD

2015	<b>Atlas Smith</b> Artice Nelson
2014	Ryan Dimino
	Corey Galindo
2013	Randy Wright

## AGGIES IN THE PROS




Drafted in 1983, the "Year of the Quarterback," Ken O'Brien led the AFC in passing in 1985. He passed for 25,094 yards during his career, placing him just ahead of Bob Griese on the all-time NFL career list.



Rolf Benirschke set San Diego Charger records for career field goals (146) and scoring (766) and is a member of that team's Hall of Fame. He is also the author of *Alive And Kicking*, which chronicles his heroic battle with ulcerative colitis.



Kevin Daft continued the tradition of great Aggie quarterbacks moving up to the pro ranks in 1999. The following summer, Daft led NFL Europe in passing as a member of the Scottish Claymores.



Nine years after his outstanding career at UC Davis, Winnipeg Blue Bombers quarterback Khari Jones was named Most Valuable Player of the Canadian Football League.



In 2004 and 2007, J.T. O'Sullivan led the Frankfurt Galaxy to NFL Europe's World Bowl. He was chosen as co-Offensive MVP in the league's final year, posting a 104.8 passer's rating in 2007.

## AGGIES IN THE PROS

### Player

J.T. O'Sullivan

Onome Ojo, WR  
Kevin Daft, QB  
Jeff Bridewell, QB  
Mike Wise, DL  
Scott Barry, QB  
Bo Eason, DB  
Ken O'Brien, QB  
Jeff Allen, DB  
Mike Moroski, QB  
Casey Merrill, DE  
Rich Martini, WR  
Rolf Benirschke, K  
Anthony Terry, WR  
Tom Williams, DE  
Howard Gravelle, TE  
Jerry DeLoach, DE

### Drafted

Saints #6 - 2002

Saints #5 - 2001  
Titans #5 - 1999  
Cardinals #12 - 1991  
Raiders #2 - 1986  
49ers #6 - 1985  
Oilers #2 - 1984  
Jets #1 - 1983  
Dolphins #12 - 1980  
Falcons #6 - 1979  
Bengals #5 - 1979  
Raiders #7 - 1977  
Raiders #16 - 1977  
Eagles #17 - 1976  
Chargers #2 - 1970  
Chargers #12 - 1970  
Raiders #12 - 1970

### NFL Active Service

New Orleans (2002-03), Green Bay (2004), Minnesota (2005), Carolina (2006), Detroit (2007), San Francisco (2008), Cincinnati (2009), Oakland (2010)  
New Orleans (2001)  
Tennessee (1999)  
—  
Los Angeles Raiders (1986-90), Cleveland (1991)  
—  
Houston (1984-87)  
New York Jets (1983-92), Philadelphia (1993)  
Miami (1980), San Diego (1982)  
Atlanta (1979-84), Houston (1985), San Francisco (1986)  
Green Bay (1979-83), N.Y. Giants (1984-85), New Orleans (1986)  
Oakland (1979-80), New Orleans (1981)  
San Diego (1977-86)  
—  
San Diego (1970-71)  
—  
—

## OTHER AGGIES IN THE PROS

### Player

Aaron Bennetts  
Bob Biggs  
Melvin Byrd  
Jonathan Compas  
Matt Devine  
Charley Enos

### Daniel Fells

Bob Fenton  
**Bakari Grant**  
Mark Grieb

Khari Jones

Tony Kays  
Brad Lekkerkerker

### Team and/or League

Scotland, NFL Europe  
Winnipeg, CFL; Portland, World Football League  
British Columbia, CFL  
Oakland Raiders, Tampa Bay, NFL  
World League of American Football  
Winnipeg, CFL  
**Atlanta, St. Louis, Denver, New England, New York Giants, NFL**  
Arena Football League  
**San Francisco, NFL; Hamilton, CFL**  
Anaheim & San Jose, Arena League  
Scotland, NFL Europe; Las Vegas, XFL  
British Columbia, Winnipeg, CFL;  
Albany, Arena League; Scotland, NFL Europe  
Cincinnati, NFL  
Houston, Oakland, NFL

Cory Lekkerkerker  
Chris Mandeville  
Rick Mohr  
Michael Oliva  
**Colton Schmidt**  
Kermit Schmidt  
John Shoemaker  
Chris Smith  
Steve Thompson  
Elliot Vallejo  
Forest Vance

San Diego, Dallas, Tennessee, NFL  
Green Bay & Washington, NFL  
Toronto & Saskatchewan, CFL; Oakland, USFL  
New York Jets, NFL  
**San Francisco (preseason), NFL**  
Boston Braves, Cincinnati Reds, NFL  
Arizona, NFL  
New York Jets, NFL  
Sacramento, World League of American Football  
Arizona, NFL  
Green Bay, NFL

**Boldface players** were active and on rosters as of August 2014

*Mark Grieb is believed to be the first-ever Aggie to be depicted in a "bobblehead" doll. The 2002 Arena Football League MVP holds several league records and was selected as the Arena Bowl XXI Most Valuable Player.*






# CAL AGGIE ATHLETICS HALL OF FAME

The Cal Aggie Athletic Hall of Fame was established in 1980 to provide special recognition for outstanding accomplishment in intercollegiate athletics. To be considered for the CAAHOF, a participant must have competed with unusual distinction in an intercollegiate sport for at least two seasons, achieved recognition at the conference, regional or preferably national levels, and achieved this accomplishment in a manner that exemplifies the UC Davis concept of a student-athlete.


Player	Years Participated	Inducted
Bob Biggs	1969-72	1980
Ray E. Crawford, Jr.	1959-62	1980
James G. Fiack	1968-72	1980
Fred Frick	1937-38	1980
Don Lehman	1949-51	1980
Everett Ben Robinson	1926-29	1980
Colby E. "Babe" Slater	1914-17	1980
Herb Spilman	1921-24	1980
John Nedderman	1946-50	1981
Mitsuo Nitta	1938-41	1981
Kermit Schmidt	1926-29	1981
Rolf V. Benirschke	1973-77	1982
Waldo W. Weeth	1924-30	1982
G. R. "Pete" Borges	1926-30	1983
Donald L. Brown	1947-49	1983
Dick Carriere	1960-64	1983
Donald B. Niboli	1949-52	1983
Roy D. Soekland	1937-40	1983
Joe Fiack	1930-32	1984
Charles R. Hoffman	1930-32	1984
Clarence Lapp	1932-35	1984
James R. Speck	1973-76	1984
Tay Thompson	1970-72	1984
John E. Kidd	1954-58	1985
Casey Merrill	1975-79	1985
Michael Moroski	1975-79	1985
Ronald Austin, Jr.	1977-81	1986
Chuck Fomasi	1976-77	1986
Brian J. Buckley	1976-80	1987
Rich Martini	1973-77	1987
Dale B. Weishahn	1962-64	1987
Grover H. Ford	1963-67	1990
Kenneth O'Brien	1980-83	1990
Randy Williams	1982-85	1991
Scott Barry	1981-84	1993
Chris Peterson	1985-86	1992
James "Bo" Eason	1979-83	1994
Tim Lajcik	1983-88	1994
Shawn Andre Rogers	1981-83	1995
James W. Anderson	1946-69	1996
Glenn D. Fricker	1980-83	1996
Steven W. Thompson	1986-89	1996
Donald Zeman	1987-89	1996
Preston Jackson	1991-93	2000
Khari Jones	1991-93	2000
Mike Ichiyama	1992-94	2002
Tom Williams, Ph.D.	1967-69	2004
Kevin Daft	1995-98	2005
Wes Terrell	1995-98	2006
J.T. O'Sullivan	1998-01	2008
Troy Larkin	1996-99	2009
Michael Oliva	1999-02	2010
Fred Arp	1967-07	2010
Tony Kays	2003-06	2012
Dave Roberts	1970-72	2013
John Faletoese	2004-08	2014
Jason Hairston	1992-94	2016




**Pete Borges**




**Clarence Lapp**




**John Nedderman**




**Jim Anderson**




**Dick Carriere**




**Dale Weishahn**




**Tom Williams**




**Bob Biggs**




**Rolf Benirschke**




**Mike Moroski**




**Ron Austin**




**Glenn Fricker**



**Randy Williams**



**Preston Jackson**



**Kevin Daft**

# ALL-TIME LETTERWINNERS

Abdallah, Peter	1967	Ankele, Chad	1969	Barth, Al	1961	Black, Everett	1936
Achee, Randy	1972-73	Ankeny, Jim	1947	Bartholomew, Wayne	1959	Blackstock, James	1941
Ackerman, Lawrence	1920-21-22	Annand, Sam	1931	Bartlett, Dave	1992-93	Blaine, Gordon	1952-53
Acuff, Doug	1981	Annear, Tom	1952	Bartlett, Mike	1963-64-65	Blair, Vince	1981
Adamson, Charles "Bud"	1949-50-51-52	Anstey, Josh	1995-96-97-98	Bartok, Steve	1954	Blake, Tom	2005
Adamson, Joe	1998	Antongiovanni, Dave	1990-91-92	Barton, Brad	1984-85-86	Blakemore, Bill	1978-79
Adamson, Tom	1955-56	Aparicio, Joe	1950, '52	Bartsch, Will	1991	Blanchard, David	1988-89-90
Adcock, Jeff	1981-82	Apocotos, Dusty	2001-02-03	Bassford, George "Pete"	1923	Blanchard, Kevin	1987-88-89
Adeyemo, Shola	1987-88-89-90	Aprile, Nick	2009-10-11	Bath, Don	1951	Bland, Ed	1951
Adkins, Wayne	1985-86	Archer, Tom	1968	Baumann, Chris	1987-88-89-90	Bleecker, Harold	1917,'19
Adriatico, Glen	1999-00-01-02	Archinski, Bill	1968			Blevins, Leonard	1981-82
Agni, Steve	1973-74-75	Armstrong, Marty	1971-72-73	Baljeu, Derek	2015	Bloom, John	1942
Ahern, Kevin	1986	Arnett, Floyd	1930-31	Baumgart, Anthony	2014-15	Bloxham, Jim	1937
Ahlem, William	1927-28	Arp, Fred	1965	Baumgartner, John	1923	Bloxham, Lee	1946-47
Aiken, Edward	1917	Arthur, Chris	1999,2001	Bauslaugh, George	1966-67-68	Blurford, Bobby	1990-91, '93-94
Aiona, Pono	1982, '84	Arthur, Dale	1973-74	Bayles, Bob	1932	Boeger, Mike	1960
Airola, Bill	1941-42	Arthur, Noel	1931	Beagle, Jon	1972	Bogart, George	1920-21-22
Alberg, Tony	1977, '79-80	Ashby, Bill	1966-67-68	Bear, Bill	1952-53-54	Bogart, John	1962
Alderson, James	1920	Ashby, Dick	1965-66	Beasley, Tim	1989	Bogle, Warren	1938
Aldine, Charles	1948-49-50	Asmus, Rudolph	1920	Beatty, Dennis	1968	Bolles, Grove	1979-80
Aldine, Don	1948-49-50-51	Assefa, Tsegab	1997-98-99-00	Beck, Inman	1921	Bolton, Rusty	1973
Aldrich, Dan	1963-64	Atchley, Everett	1938	Beck, Tom	1983-84-85	Boman, Zach	2014-15
Aldrich, Marvin	1950	Attaway, Jerry	1967	Becker, Harvey	1939-40	Bomprezzi, Ernie	1977-78-79
Alexander, Art	1968, '70	Aukes, David	1981	Beckman, Bill	1979-80	Bon, Dave	1973-74-75-76
Alexander, Delvin	2014-15	Austin, Ronnie	1977-78-79-80	Beckman, Willard	1928	Bonacich, George	1948, '50-51-52
Alexander, Frank	1920-21	Averett, Frank	1978-79-80-81	Bectell, Bill	1934	Bonaldo, Derek	1990-91-92
Alexander, Leo	1931-32	Avery, Saxton	1921	Bee, Mark	1974	Bonaldo, Dino	1991-92
Alfaro, Daniel	2006-07-08	Avila, A.J.	2000-01-02-03	Beechinor, Leonard	1936-37-38-39	Bonetto, Justin	2006
Algeo, Steve	1941-42	Avis, Bob	1940	Beeman, John	1949	Bonito, Frank	1926, '30
Aliotti, Nick	1973-74-75	Ayala, Jesse	2014	Belenis, George	1946	Bonnheim, Walter	1916
Allen, Dre	2010-11-12-13	Ayers, Jess	1956	Belenis, Jim	1980	Bonsall, Larry	1979
Allen, Doug	1973	Ayers, Shawn	1990-91-92	Bell, Ernie	1980-81-82	Boone, Brian	1981
Allen, George	1926	Ayerza, John	1956-57-58	Bellasis, Greg	2005-06-07	Boone, Irwin "Ike"	1927-28-29
Allen, Jay	1966	Ayotte, Robert	2008-09-10-11	Bellig, Tim	1997-98	Borba, Gil	1931-32, '35
Allen, Jeff	1976-77-78-79	Ayvazyan, Grant	2006-07	Bellotti, J.P.	2005	Borchert, Albert	1929
Allen, Jim	1971-72			Bellotti, Mike	1969-70-71-72	Borders, Jeff	1986
Allen, John	1987-88-89	Bach, Andrew	1993	Belloumini, Paul	1976-77-78	Bordson, Brant	1974-75-76
Allen, Ken	1970	Bachman, Keith	1982-83	Belza, Tom "Tib"	1976-77	Borges, Gerald "Pete"	1926, '28-29-30
Allen, Orin	1957-58	Bader, Lucas	1994-95-96-97	Bender, Terry	2011	Bossert, Steve	1981
Allen, Tim	1992-93-94	Badger, Lance	1985-86	Benham, Laurence	1916	Bowen, Fred	1985-86-87-88
Alley, Greg	1997-98-99-00	Bailey, Roy	1936	Benirschke, Rolf	1974-75-76	Bowles, Mike	1968-69-70
Allison, Sam	1916	Baines, Richard	1923	Benjamin, Andrew	2009-10-11-12	Bowman, Dan	1973-74, '76
Allred, Jim	1966	Baird, Callan	1999-00	Benjamin, Emmanuel	2004-05-06-07	Bowman, Matt	1973
Almeter, Kevin	1981-82	Baker, Brooks	2009-10-11-12	Benner, Dave	1985, '87	Boyd, Derwin	1978-79
Altan, Marlon	1997	Baker, Ed	1936-37	Bennett, Bill	1956	Boyer, Cameron	1986-87-88-89
Altick, Brad	1998-99	Baker, Henry "Fenny"	1952	Bennetts, Aaron	1992-93-94	Boyer, Ricky	1976-77
Altick, Frank	1972-73-74	Balding, Walt	1967-68-69	Benson, Buster	1974-75	Boyett, Charles	2011-12-13-14
Amajoyi, Dozie	2007-08-09-10	Baldo, Ed	1946	Benson, Phil	1977	Boyle, Mike	1990
Amaral, Luis	2003-04-05-06	Baljeu, Derek	2014	Bentley, Boyd	1965-66	Bozarth, Wayne	1941
Ambrose, George	1915	Ball, Wilbur	1936	Benton, Tim	2012-13-14	Bozner, Clint	2014
Ames, Gregg	1993-94	Ballard, Matt	1994-95-96	Bergan, Nevan	2004-05-06	Bracy, Merle	1982
Amos, James	2004-05-06-07	Bandel, Joe	1999-00-01-02	Bergstrom, Eric	1998-99-00-01	Bradley, Derrick	1985
Anagnos, Leo	1949-50-51-52	Banks, Troy	1985	Bergstrom, Mark	1971-72	Bradley, Larry	1979-80-81
Anberg, Carl	1982, '84-85-86	Banta, Dan	1952	Berryman, Philip	1926-27	Bradley, Sam	1979
Ancich, Visko	1993	Baranek, Paul	1932-33-34	Bertero, Julian	2014-15	Brady, James	1931-32
Ancira, Tim	1991-92	Barber, Don	1976-77, '79-80	Bertoli, Adolph	1957	Brause, Harry	1929
Andersen, Brian	1989-90-91-92	Barber, John	1979	Best, Matt	1996-97-98	Brazil, Don	1955
Anderson, Armin	1983-84-85	Barber, Mike	1982	Bettencourt, Boyd	1940-41-42, '46	Break, Dick	1940-41-42
Anderson, Arnold	1949	Barbour, Desi	1996-97	Bettencourt, Brent	2010	Breall, Max	1989
Anderson, Bob	1939-40-41	Barboza, Rick	1975-76	Bettencourt, George	1924	Bream, Bruce	1935
Anderson, Charles	1960	Barden, Bert	1969	Bias, Jonathan	2012-13-14-15	Brett, Frank	1926-27-28
Anderson, Clark	1973-74-75	Barker, Don	1979-80-81	Bickle, Harold	1981	Brewer, Jerry	1989
Anderson, Don	1942, '49	Barker, Herb	1924-25	Biddick, Russell	1940	Brian, Alpheus "Al"	1923-24-25-26
Anderson, Gregg	1976	Barker, Jim	1940	Bielar, Chuck	1923-24-25-26	Bricker, Gene	1946
Anderson, Ish	2008-09-10	Barkley, John	1967-68	Bielar, Elster "El"	1923-24-25-26	Bridewell, Jeff	1987-88-89-90
Anderson, Jeff	2001-02-03-04	Barletta, Greg	1970-71	Biggs, Bob	1969-70-71-72	Bridge, Steve	1974, '76
Anderson, Jim	1946-47-48-49	Barlow, Dick	1921	Bigwood, John	1973-74-75	Briggs, David	1958
Anderson, John	1980	Barovetto, John	1956-57-58-59	Bilbo, Bill	1951	Britschgi, Francis "Moose"	1929-30, '32
Anderson, Linn	1961-62-63	Barragan, Jon	2000-01-02-03	Birkley, Tyler	1925	Brittain, Jim	1966
Anderson, Neil	1936-37	Barrass, Glen	1920	Birkley, Tyler	2003-04-05	Brock, Tom	1942
Anderson, Stan	1939-40	Barrett, Jim	1968	Bischel, Dave	1969-70-71	Brodrick, Ryan	1972
Andre, Scott	1985	Barron, Marques	2011-12-13-14	Bishop, Verlin	1928-29	Bronzan, Steve "Lou"	1971-72-73-74
Andrews, Henry	1970	Barry, Phil	1976-77	Bispo, Brad	2006-07-08-09	Brookins, Kenny	2012-13
Angelman, Jack	1935	Barry, Scott	1982-83-84	Bispo, Frank	1983-84-85	Brooks, Ché	1992-93-94
Angius, Mike	1974-75	Barsi, Jonathan	2003-04-05-06	Bizzini, Ernest	1952-53	Brooks, Jeff	1990-91-92-93



# ALL-TIME LETTERWINNERS

Brooks, Mike	1977-78-79	Campbell, Austin	1946	Cia, Matt	1991-92	Crawford, Grover	1920
Brooks, Phil	1939	Campbell, Bert	1932, '35	Clark, Curtis "Whitey"	1924	Crawford, Ray	1959
Brooks, Travon	2014-15	Campbell, Bryce	2001-02	Clark, Earl	1930-31	Creadick, Sean	2007-08-09-10
Brower, James	1916	Campbell, Bryce	1923-24	Clark, Fred	1942	Crebbin, Alfred	1923-24
Brown, Alfred	1919	Campbell, Greg	1993-94-95	Clark, Mike G.	1987-88	Creer, Bob	1958
Brown, Arthur "Bud"	1922	Campbell, Hal	1938-39-40	Clark, Mike R.	1968-69	Crenshaw, Bob	1925
Brown, Bob L.	1963-64	Campbell, Hal	1938-39-40	Clary, Paul	1953-54	Crespi, Chris	1982-83-84
Brown, Bob P.	1959-60	Campbell, Jim	1970-71	Clay, Jim	1959-60-61	Crispin, Francis	1924
Brown, Brandon	2006	Campbell, Pat	1995	Clemente, John	1936-37	Crononwett, Mark	1959
Brown, Daryl	1978-79-80	Campbell, Scott	1989	Clerici, Dave	1968, '70-71	Crooks, Keith	1977
Brown, Don J.	1974-75-76	Campos, George	1949	Clerici, Steve	1976-77-78, '80	Crosby, Mike	1976
Brown, Don L.	1946, '48	Cannon, Alex	2011-12-13-14-15	Close, Dave	1996	Crossetti, Frank	1932
Brown, E.J.	2005-06-07-08	Cannon, Don	1949	Clugson, Chris "C.J."	1994	Cross, Tom	1991
Brown, Graham	1992-93	Cannon, Jerron	2001	Cobb, James	1998-99	Crudo, John	1985
Brown, Herb	1977	Cantor, David	1988	Coblentz, Sam	1956-57-58-59	Cuenin, Rob	1981-82-83-84
Brown, Jordan	2009	Carasali, Natale	1957	Cochran, Bill	1971-72	Cuffe, Marshall	1948
Brown, Ken	1988	Carleton, Jerry	1942	Cochrane, James	1921-22	Cuffe, Tommy	1919
Brown, Kenneth	2006-07-08-09	Carlson, Gary	1960-61-62-63	Cody, Mike	2010-11	Culberson, Kelelen	2014-15
Brown, Louis	1920	Carmazzi, Dan	1971, '73-74-75	Coe, Guy	1978	Cunningham, Carlston	1927
Brown, Lytell	1925	Carpy, Charles	1953	Coe, James	1930	Cunningham, Howard	1922-23
Brown, Matt	1998-99-00	Carr, Gavin	1981-82	Cohen, Doug	1915-16-17	Cunningham, Tom	1981-82
Brown, Norman "Sailor"	1917	Carriere, Dick	1960-61-62-63	Cohen, Marty	1969-70-71-72	Curt, Shawn	1990
Brown, Rich	1986	Carriere, Herb	1955-56-57-58	Cohn, Chris	1989	Curtis, Marvin	1917
Brown, Steuart	1946-47	Carriger, Andrew	2014	Cohn, David	1919	Cutshaw, Corbin	2008-09
Brown, Travis "T.J."	1993-94-95-96	Carrington, Dan	1998-99	Coker, Howard	1954	D'Ovidio, Gianni	2008
Browne, Roland	1938-39	Carter, Allen	1919-20-21	Colbert, Ralph	1991-92-93	Daft, Kevin	1995-96-97-98
Bruce, Bill	1974-75	Carter, Bryant	1985-86	Collins, Bill	1949	Daftari, Naveen	2003-04-05-06
Brumbaugh, Les	1932-33-34	Carter, Chris L.	2004-05-06-07	Collins, Charlie	1970-71	Dal Porto, Norman	1936
Brumm, Bruce	1979	Carter, Chris J.	2006-07-08-09	Collins, Corey	2014-15	Damir, Jim	1973
Brunswick, Jeff	1994-95-96	Carter, Ken	1957	Collins, Doug	1985	Damron, Duane	1952-53-54-55
Brust, B.J.	1999-00-01-02	Carter, Leslie	1919	Collins, Gerry	1980-81	Daniels, Audrey	1973
Bryant, Bill	1967-68	Carter, Sean	1996-97-98	Collins, Mike	1983	Daniels, Derick	2003-04
Bryant, Jim	1973	Carvalho, Adrian	1992, '94-95	Collins, Rich	1986-87-88	Dansby, Jim	1989-90-91
Bua, Ryan	2014-15	Casanega, Len	1968	Combs, Art	1979	Darling, Henry	1926
Buchanan, Matt	1993	Casas, Mitch	2014-15	Combs, Rickey	1982-83	Darr, Mike	1973-74-75
Buck, Chris	2004-05-06-07	Casazza, Lance	1991-92-93-94	Compas, Jonathan	2005-06-07-08	Daubenberger, Cecil	1941
Buckley, Brian	1977-78-79	Case, Jack	1932	Comstock, Mike	1968-69-70	Daum, Rick	1984-85-86
Buckley, George	1938	Casey, Warren	1915	Conant, Raymond	1922	Davenport, Dwight	1958
Buckley, Keith	1994	Cass, Quincy	1947-48	Conard, Boyd	1958	Davidson, Rob	1983-84-85
Buich, Nicholas	2004	Cassella, Geno	1995	Conard, Marshall	2007-08-09-10	Confetti, Kevin	1988
Buffalow, Bill	1963-64	Cassidy, Harold	1920	Connelly, Kevin	1988	Connors, Mike	1985, '87-88-89
Bugarske, Aaron	1994-95-96	Castagnola, Joseph	1995-96-97	Contreras, Ruedy	1974-75-76	Conway, Richard	1941
Bugarske, Jordan	1997-98-99-00	Castaneda, Rich	1979	Cook, Adam	2004-05-06-07	Cook, Alex	2006
Bugbee, John	1949	Cater, Paul	1996-97-98 '00	Cook, Devon	2002-03-04	Cook, Leonard	1933-34, '36
Buich, Nicholas	2003	Catlin, Pete	1950-51	Coombs, George	1947-48	Cooper, George	1963-64
Bumgardner, Rush	1927	Caton, Damien	1996-97-98-99	Cooper, Jon	1963-64	Cope, Hansel "Butch"	1960-61
Bunting, Dennis	1965-66-67	Caton, Lee	1997-98-99-00	Coppes, Jack	1941-42, '46-47	Corcoran, Ted	1994-95-96
Burch, Arthur	1934	Catron, Wayne	1974	Corlett, Tom	1974	Corlett, Tom	1974
Burgelin, Charles	1941	Caulfield, Rick	1967	Cornwell, Fred	1924	Cornwell, Fred	1924
Burkhart, Lewis	2001-02-03-04	Caviglia, Joe	1996-97-98-99	Cornwell, James	1935	Cornwell, James	1935
Burnett, Howard	1923-24, '26	Cazenave, Lucien	1997-98-99-00	Corso, Nick	1979-80-81	Corwin, Frank	1962-63
Burnham, Clark	1921	Celentano, Paul	1976	Cost, Andy	1991-92-93	Cost, Andy	1991-92-93
Burrell, Clyde	1917, '19	Cello, Kris	1967	Cost, John	1932-33	Costa, Ron	1984-85
Burroughs, Don	1930	Cercos, Ted	1977	Costanza, Corey	1990-91	Costello, John	1983-84-85-86
Burson, Leslie	1922	Chambers, Chris	1994-95	Cotter, Hansel "Butch"	1960-61	Cotton, J.T.	1977-78
Burton, Paul	1964-65-66	Chambers, Lee	1956-57	Coppes, Jack	1941-42, '46-47	Courtwright, Jim	1988
Bush, Ronald "Mitch"	1959-60	Chambers, Morgan	1951	Corcoran, Ted	1994-95-96	Cox, Don	1949
Buster, John	1948	Chandon, Howard	1949	Corlett, Tom	1974	Cox, Larry	1948
Bua, Ryan	2013	Chao, David	1993	Cornwell, Fred	1924	Craig, Andy	1981
Butler, Brock	2008-09	Chapla, Greg	1987-88	Cornwell, James	1935	Craig, Dennis	1960
Butterworth, David	2002-03	Charlesworth, Bill	1947	Corso, Nick	1979-80-81	Crandall, Alford	1915
Byrd, Mel	1978-79-80	Charvoz, Alan	1923-24	Corwin, Frank	1962-63	Crandall, Ken	1953-54
		Chase, John	1962	Cost, Andy	1991-92-93	Crane, Ellis	1919
		Chase, Pete	1964-65	Cost, John	1932-33	Craven, Isaac	1920
		Cheatham, Sterling	1915	Costa, Ron	1984-85		
Cacanando, Ryan	1999-00-01-02	Cherry, Gene	1956	Costanza, Corey	1990-91		
Caffese, Angelo	2001-02-03-04	Chesmore, Max	2005	Costello, John	1983-84-85-86		
Cagle, Lonnie	1955-56, '58-59	Chi, Albert	1999	Cotton, J.T.	1977-78		
Caid, Jesse	1997	Chilcott, Bob	1952-53	Courtwright, Jim	1988		
Caldwell, Everett	1936	Chrisman, Mike	1933-34-35	Cox, Don	1949		
Calhoun, Chester	1921	Christensen, Alvin "Skip"	1956-57-58	Cox, Larry	1948		
Calhoun, Jonathan	2008-09-10-11	Christensen, Bernard	1927	Craig, Andy	1981		
Calhoun, Mike	2004-05-06	Christian, Fred	1923	Craig, Dennis	1960		
Callan, Brett	1995	Christiansen, Jim	1946-47	Crandall, Alford	1915		
Camboia, David	1989	Christie, Ryan	1995-96	Crandall, Ken	1953-54		
Camp, Kim	1934-35	Christo, Tony	1966-67-68	Crane, Ellis	1919		
Campbell, Aaron	2004-05			Craven, Isaac	1920		

# ALL-TIME LETTERWINNERS

Dessert, Mark	1972	Earnest, Walter	2012-13-14-15	Fibich, Justin	2007-08-09	Furlan, Bernie	1967-68-69
Detlefsen, Chet "Red"	1923-24	Eason, James "Bo"	1979, '81-82-83	Field, Ron	1966-67	Furman, Duane	1952
Dettling, Bobby	1987-88-89-90	Eckman, Matt	1991-92-93-94	Fields, Greg	1988-89-90	Gaffney, Sean	1992-93-94
Deutsch, Allan	1951-52-53, '56	Eddy, Mark	1991-92-93	Filley, Dwight	1950	Gagnon, Andy	1973-74-75-76
DeVaughn, Kyle	2012-13-14-15	Edmonson, Austin	2011	Fineman, Martin	1952-53	Galan, Ray	1994
Devine, John	1985-87	Edwards, Bill	1946	Finn, Ted	1928-29	Galindo, Corey	2011-12-13-14
Devine, Matt	1985-87	Edwards, Bruce	1958-59-60	Fiorini, Forrest	1923	Gallios, Matt	1981-82-83
DeWar, Herb	1920	Edwards, Glenn	1948	Fiorini, Larry	1929-30	Gallagher, Frank	1934-35-36
Dewing, Henry	1947	Edwards, Jack	1965	Fischer, Tom	1964-65	Gallagher, Kelsey	1997-98-99-00
DeWit, Jack	1964-65	Edwards, Josh	2005	Fisher, Charlie	1963-64	Galleano, Roger	1984-85
DeWitt, Clarence	1929	Edwards, Tate	1980-81-82	Fisher, Wes	1947	Galvin, Brock	2008-09-10-11
DeWitt, Lee	1940-41-42	Ehlers, Josh	1999	Flanigan, Ryan	2000-01-02-03	Gandera, Theo	1939
Dias, Ernest	1935	Ehret, Carl	1960-61	Flannery, Robby	1997-98-99-00	Gantenbein, Tad	1957-58-59
Diaz, Bill	1948-49	Ehrke, Jahm	1996-97	Fleming, Allen	1981-82-83	Garafalo, John	1989-90-91
Diaz, Dave	1962-63	Elbanna, Dan	2002-03-04-05	Fletcher, Desmond	1921-22	Garcia Jr., Edwin	1996-97-98, '00
Dibble, John	1942, '46	Elliott, Bryce	1993-94-95	Fletcher, Ed	1919-20	Garcia, John	1969
Dickenson, John	1952-53	Elliott, Dave	1950	Fletcher, Rob	1993	Gardiner, Jim B.	1942
Dickey, Jeff	1973-74	Elliott, Tom	1958-59	Fletcher, Tom	1984, '86	Gardiner, Jim W. "Stubby"	1936-37-38
Dickson, David	1954	Ellis, Gabe	2005-06	Flores, Miguel	2009	Gardner, Jimmy	1916
Dickinson, Brett	2007-08	Ellis, Lincoln	1971-72-73	Flores, Tony	1977-78-79	Gardner, Ken	1960, '62-63
Diebold, Joe	1998	Ellis, Mike	1994-95-96	Folendorf, Clifford	1926	Garfio, Alex	2005-06
Diefenderfer, Mike	1981	Ellis, Rich	1973	Fomasi, Chuck	1976-77	Garner, George	1927
Difiori, Mike	1988-89-90	Ellison, Calvin	1976-77-78	Forbes, Scott	1980-81	Garner, James	1923
DiGuilio, Ray	1961-62-63-64	Ellithorpe, Phil	1931-32	Ford, Al	1982-83	Garney, Fred	1941
Dileo, Frank	1984	Emde, George "Pud"	1926	Ford, Grover	1964, '66	Garrett, Larry	1962-63
Dillard, Jason	1993, '95-96	Emerick, Ed	1977	Ford, Mark	1981, '83-84-85	Garrett, Titus	2013
Dimino, Ryan	2011-12-13-14	Emerson, Bob	1937-38	Forester, David	1999	Garrison, Dan	1934
Dimmler, Chuck	1960, '63	Emerson, Dave	1985	Fortner, Rick	1971-72-73-74	Garry, Brian	1982
Dinsdale, Edward	1935	Emery, Paul	1981-82	Foskett, Bob	1938-39	Gartenberg, Art	1942
Doherty, Kevin	1996	Emigh, Edgar	1933	Foster, Bob	1959-60-61-62	Gary, Jim	1958
Doherty, Mike	1947-48	Emparan, Bob	1942	Foster, Dyrell	1990, '92-93-94	Garza, Justin	2015
Doherty, Pat	1980-81-82	Engebretson, Ralph	1920	Fowler, Robbie	1972-73	Gash, Alex	1988-89-90
Doiron, Al	2010-11-12	Engle, Matt	2004-05, 2007	Fowler, Stan	1961-62	Gatewood, Mike	1994
Dokos, Louie	1976-77	Engler, Joe	1986-87-88	Fox, Phil	1961-62	Gatena, Steve	2006-07
Dolan, Mike	1938	Enos, Charley	1998-99-00-01	Fox, William	1920	Gatto, Greg	1995-96-97-98
Donnell, Richard	1951	Enos, Steve	1979-80-81	Francis, Charles	1957-58-59-60	Gauer, Gerry	1988-89
Donner, Chet	1935-36	Erickson, Dave	1964-65	Francis, Richard "Rip"	1938-39	Gavigan, Kevin	2013, '15
Donsing, Don	1952-53-54-55	Erickson, Jim	1970	Francis, Steve	1983, '85	Gay, Charles	1916
Dorian, Jim	1947	Erskine, Bobby	2009-10-11-12	Francis, Steve L.	1982	Gazzaniga, Dan	1981-82-83-84
Doris, Madison	2005-06	Eskridge, Mike	1990-91	Frank, Bill	1966	Geiddis, Maurice	1981-82
Doris, Nelson	2003-04-05	Espinosa, Luis	1994-95	Frank, Karl	1963-64-65	Geivet, Ryan	1995-96
Doss, Keelan	2014	Ethridge, Dan	1978-79	Frank, Tom	1941	Geldermann, Jason	1996-97-98
Dossa, Norm	1952	Ettl, Mike	1955	Franks, John	1927	Gellerman, Dave	1973-74-75
Dostal, Vince	1995-96	Evans, Eddie	1959	Franks, Tony	1977-78-79	Gelonek, Tim	1981
Doty, Tom	1942	Eveleth, Don	1926-27-28	Frazer, Bob	1931-32-33-34	Genasci, Joe	1989-90-91
Doughty, Jim	1985-86-87	Everly, Mike	1970-71-72-73	Frazer, Carl	1932-33-34	Gentle, Bill	1959
Douglas, Clifton	1980	Evero, Ejiro	1999-00, 2002-03	Frederick, Doug	1965-66-67	George, Barry	1974
Downey, Dave	1968	Evero, Nero	2005-06-07-08	Fredericks, Bill	1956	Gersper, Matt	1980-81-82
Downie, Dick	1950, '57	Faccinto, Randy	1967-68-69	Fredericks, Bill H.	1933-34	Gersper, Mike	1986
Downs, John	2002-03	Fairchild, Bailey	1926-27-28	Freeman, Jeff	2007-08-09-10	Gesler, Dave	1990-91-92
Doyle, Mike	1961-62-63-64	Falconer, Don	1947	Freeman, Kevin	2001-02-03-04	Ghio, Dominic	1999-00-01-02
Draper, Barton	1916	Faletoese, John	2005-06-07-08	Freeman, Sherman	1917	Giacomini, Tom	1959-60-61
Dressler, Milt	1931-32	Faria, Jim	1950	Freeman, Steve	2005-06	Gianotti, Tony	1972
Drew, Paul	1956-57-58	Farr, Edward	1946, '48	Freese, Erik	1992	Gibbel, Robert	1952
Droz, Reed	1933	Farr, Edward	1946, '48	Freitas, Lloyd	1952	Gibson, Rod	1959
Dubs, Bill	1939-40	Farrell, Bryan	2001	Frescura, Bob	1960	Gifford, John	1924
Dudley, Edgar	1920	Farrell, Robert	1935	Frey, Gary	1952	Gillespie, Adelbert "Gil"	1929-30
Dufau, Pierre	1947	Farrell, Tom	1947	Frey, Jack	1935	Gilmore, Brandon	2003
DuFour, Glenn "Duffy"	1963-64-65-66	Farris, Mike	1991	Frick, Fred	1936-37-38	Gilmore, Marcus	1923-24
Dugan, John	1915	Farrow, Josh	1996-97-98	Fricke, Glenn	1980-81-82-83	Giovannoni, Kirt	1976
Dull, Charles "Chip"	1978-79	Fass, Bill	1973, '75-76	Friedemann, Bill	1935-36	Glass, Jordan	2010-11-12
Dulli, Travis	2006-07	Fatukala, Pila	2001, '03-04-05	Friederich, Pete	1983	Glines, Flint	1987
Duncan, Derek	1993-94-95	Favors, Brian	1995-96	Friend, Eric	1997-98-99-00	Godinet, Kosé	1986-87
Dunlap, Vince	1962	Feder, Brendan	1981-82	Frimmersdorf, Jeff	1987-88, '90	Goins, Mario	1991
Dunn, Keith	1990-91-92-93	Fellers, Paul	1968-69	Fringer, Troy	1980-81	Goldhamer, Dave	1969
Dunson-Strane, Tai	1995-96-97-98	Fells, Daniel	2003-04-05	Fromson, Neal	1978-79-80	Goldhammer, Ed	1987
Dunstan, Stephen	2009-10-11	Feltham, Eddie	1920-21	Fry, Pat	1977-78-79	Gomez, Doug	1986-87
Durst, Bob	1934	Femling, Lee	1955	Fry, Wes	1957-58-59	Gomez, Juan	1959
Dwelle, Ken	1938	Fenton, Bob	1990-91-92	Fryer, Bob	1939-40	Gonzalez, John	1992
Dwelle, Mark	1973-74-75	Fernandez, Rafael	1989-90-91-92-93	Fucci, Jeff	2006-07	Gonzalez, Mario	2005-06-07-08
Dworak, John	1966	Ferrari, Jared	2001-02	Fuchslin, Steve	1974	Goode, Tom	1973
		Ferrier, Jim	1961	Fugazi, Louis	1955	Gooding, Jack	1915
Eaglin, Michael	2000-01-02	Fiack, Jim	1968, '70-71	Fugelsang, Nels	1931-32	Goodwin, Ben	1933-34-35
Eales, Luther	1935-36-37	Fiack, Joe	1930-31-32	Fuller, Scott	1989-90-91-92-93	Goodwin, Paul	1927-28-29
Eames, Edmund	1923	Fiack, Paul	1964-65-66				



# ALL-TIME LETTERWINNERS

Gordon, Evan	1992-93	Haley, Allen	1978-79	Heitman, Edmund	1929-30-31	Hoyt, Elden	1930
Gorman, Carlton	1985	Hall, Charles	1950-51	Helm, Jack	1924-25	Hoyt, Jordan	2014-15
Gosling, George	1948	Hall, Elijah	1989-90	Hemmingsen, Tom	2010-11-13	Hubbel, Steve	1991-92-93
Goss, Darryl	1978-79, '81	Hall, Francis "Hira"	1915-16	Hendershott, Dick	1951	Huber, Otto	1919
Goss, James	1935	Hall, Linton	1987-88-89	Henderson, Adam	1984-85-86	Hubert, Dan	1985-86
Gotelli, Rinaldo	1941	Hall, Richard	1919	Henle, Albert "Bud"	1946-47	Huberty, Jim	1933-34
Gotzmer, Asher	2011-12-13-14	Hall, Terry	1987-88	Henning, Mike	1970-71-72	Hufford, Ramsey	2015
Govea, Phil	1986	Halliday, Dave	1978-79-80	Henry, Mike	1979-80	Huggins, Clayton	1982
Gower, Calvin	1958-59	Hamamoto, Chester	1955	Heringer, Dick	1951, '53-54	Hulbert, Tom	1931
Gracia, Ricardo	1994, '96	Hamilton, Burrows	1948	Heringer, Les "Dutch"	1939-40	Hultman, Jeff	1957
Graff, Robert	1930	Hamilton, Kirk	1977-78	Heringer, Stephen	1995-96-97	Humes, Chris	1989-90-91-92
Graham, Darryl	2014-15	Hamilton, Rick	1973-74-75	Herlihy, John	1996	Hunt, Bob	1947-48-49
Graham, Phil	1983-84	Hamilton, Wilbert	1931	Herman, Jack	1928	Hunter, Andrew	2011-12-13-14-15
Grant, Alonzo	1993-94-95	Hamo, Mark	1987-88-89	Herman, Lyle	1947	Hunter, William	1921-22-23
Grant, Bakari	2006-07-08-09	Hampel, Ed "Butch"	1915	Herman, Wally	1949	Huntley, Gordon	1961-62
Grant, John	1964-65-66	Hanes, Alex	2014-15	Hernandez, Tommy	2006-07-08-09	Hunyada, Tim "T.J."	1989-90
Grant, Jon	2003-04-05-06	Hankin, Jim	1985-86-87	Herrera, John	1965-66-67	Hussey, Walt	1926-27
Granucci, Salvador	1942, '46	Hanley, Hubert	1948	Hesselgren, Matt	1982-83-84	Huston, Tom	1989
Gravelle, Howard	1967-68-69	Hanley, Matt	1991-92	Heyworth, Austin	2009-10-11	Huth, Stan	1933
Gravette, Matt	2004-05	Hanley, Mike	1988-89	Hickok, Rory	1981	Hutson, Sean	1995
Graves, Chrissie	1934-35-36	Hanna, Ron	1950	Hicks, Don	1966-67-68-69	Huyck, Bill	1948-49-50
Graves, Manny	1929	Hansel, Scott	1986	Hicks, Ethan	2015	laconis, Matt	2007
Gray, Doug	1982-83	Hansen, Albert	1947	Hightower, Jim	1968-69-70	laconis, Joe	1986-87-88
Gray, Glen	1979	Hardesty, Colin	1994-95-96	Hill, Daryl	1983-84	Ibrahim, Mohamed	1983
Gray, Joseph	2009	Hardie, Ian	1923	Hill, Jay	1958	Ibrahim, Sherief	1989
Green, Carnell	2000-01-02	Hardie, Keith	1921-22	Hill, Mike	1952, '54	Ichiyama, Mike	1991-92-93-94
Green, Gene "Red"	1916	Hardy, Arnold	1992-93	Hill, Ray	1997-98	Ikuta, Dennis	1968-69-70
Green, Joe	1937-38	Hargis, Kevin	1993	Hill, Tom	1964	Ingelsby, Pat	1982-83
Green, Steve	1974-75-76-77	Hargrave, Steve	1977	Hill, William	1927	Ingoglia, Dan	1982-83
Greene, Bart	1987-88-89-90	Harmon, Charles	1916	Hilleary, Tim	1973-74	Ingram, Bill	1968-69
Greene, Chris	1992	Harold, Keith	1948	Hillestad, Scott	1982-83-84	Ingram, Rex	1925
Greene, Matt	1997	Harper, George	1975-76	Hilton, Grant	2014-15	Inman, Bill	1992
Greenley, Tom	1966-67	Harper, Jim	1946	Hines, Aaron	2003-04-05	Inselman, Brian	1992
Gregory, Mike	1989-90-91	Harradine, Glen	1957	Hines, Alex	2011-12	Irwin, Mike	1977-78-79-80
Grieb, Mark	1994-95-96	Harrington, Tim	1985-86-87	Hines, Tyrone	1995-96	Isley, Ernie	1987-88
Griffin, Kenny	2005-06-07	Harris, Eddie A.	1989, '92	Hinke, Josh	1996-97	Isley, Terry	1980-81
Griffin, Steve	1975-76-77	Harris, Eddie M.	1982-83-84	Hinsdale, Jerry	1956-57-58	Itaehau, Amonai	2014
Griffith, Gabe	1997-98	Harris, Lloyd	1954	Hirschler, Greg	1991-92	Ithurn, John	1990-91
Griffith, Harold	1953	Harris, Quinn	2013-14	Hixson, Rob	1975-76-77-78	Iversen, Scott	1973-74-75-76
Griggs, Xavier	2014-15	Harris, Ralph	1920	Hoblit, Dave	1970-71	Jackson, Preston	1991-92-93
Grillo, Tommy	2008-09-10-11	Harrison, Bryan	2003-04-05-06	Hodel, Bob	1958-59	Jacobsen, Crawford	1941
Grimditch, Glen	1971-72	Harrison, Ryan	1992-93	Hodel, Ted	1940	Jacobsen, Newton	1940-41-42
Grimditch, Scott	1974-75-76	Hart, Bill	1935, '37	Hodgson, Brian	1985	Jacobsen, Jon	1991
Grimes, Tony	1980-81	Hart, Danny	2008-09-10	Hoekstra, Jim	1965	Jacoby, Clarence	1917
Grimsley, Bert	1937	Hart, Daniel	1997-98-99-00	Hoffman, Carroll	1933	Jacoby, Marshall	1960
Groefsema, Bruce	1970-71-72	Hartshorn, Larry	1967-68	Hoffman, Chuck "Biff"	1929-30-31	James, Craig	1954-55-56
Grosnick, Al	1972	Hartvickson, David	1997-98	Hogan, Kevin	1988-89-90	James, Dick	1959-60-61
Gross, Daryl	1980	Harvey, Otis	1941	Hogan, Maurice	1931	James, Frank	1928-29
Gross, Duane	1978-79	Harville, Joe	1915	Holden, Ted	1931	James, Leander	1946
Gross, Mike	1999-00-01-02	Haselswerdt, Mike	1967, '69	Holleman, Jason	1999-00-01	James, William	1926-27
Groth, Dustin	1938	Haskell, Bailey	1930-31	Holleman, Sean	2000-01	James, Bob	1958-59-60-61
Grubbs, Arnold	1924-25-26	Hasson, Paul	1990-91-92	Hollingsworth, Meredith	1931-32	Janabajal, Jay-Jay	1999
Gruendl, Byron	2009-10-11-12	Hastie, Jim	1991	Holloway, Joshua	2004-05	Jansen, Mike	1971-72-73-74
Grunwald, King	1978-79	Hastings, Doug	1965-66	Holmberg, Dave	1937	Jansse, Bernard "Babe"	1931
Grylls, Humphrey	1949	Hausmann, Louis	1952-53	Holmer, Erik	2014-15	Javier, Giovanni	2010
Guay, Chris	1990-91	Hausssler, Dana	1916	Holmes, Bob	1942	Jefferson, Jermale	2014
Gudis, Larry	1970-71	Hawes, Daryl	1960	Holmes, Matt	1999-00	Jenkins, Bill	1974-75
Guidera, Frank	1947-48	Hawk, Stan	1946-47	Holmquist, Rod	1979-80-81	Jenkins, Chad	1997-98-99-00
Guidice, Paul	1940	Hawkins, Dan	1981-82	Holms, Matt	1999-00	Jensen, Dave	1984-85
Gunn, Kevin	1971-72	Hawkins, Howard	1932	Holve, Jim	1956	Jensen, Norm	1946
Guthrie, Bob	1979	Hay, Paul	1996	Homer, Frank	1916	Jensen, Tom	1964-65
		Hayashi, Wesley	1996	Honegger, Brian	1995	Jereb, Tom	1969-70-71-72
		Hayashida, Rich	1981	Honeyfield, James	1999-00	Jewell, Jimmy	1993
Haagenson, Brett	1993-94	Haydon, Bob	1961, '65	Hood, Russell	1967	Jimenez, Jose	1986-87
Haase, Bobby	1955-56	Hayes, Danny	1983, '85	Hooper, Tim	1976	Jimenez, Walter	2001
Habe, Bill	1984-85	Haynes, Floyd	1915	Hoover, Jeff	1988-89-90	Johansen, Bob	1962
Haberstumpf, Mike	1998-99, '01	Haynie, Jim	1958-59-60-61	Hopkins, Frank	1915-16	Johnson, Allan	1947
Hack, Billy	1990-91-92	Haynie, Terry	1960-61-62-63	Horel, Bob	1967	Johnson, Bud	1999
Hack, Gary	1965, '67	Hays, Randy	1977-78	Horn, Jeremy	1999	Johnson, Eric	1975-76
Hackett, Mike	1986	Hazlett, Nathaniel	1921	Hosmer, Gordon	1963-64	Johnson, Frank C.	1952
Hackett, Nathaniel	1999-00-01-02	Healey, Michael	2006-07-08-09	Houchin, Wally	1950-51	Johnson, Frank L.	1958-59
Hackett, Paul	1966-67-68	Heaney, Dennis	1981	Houston, Otto	1917	Johnson, George	1935
Hagan, Larry	1964-65	Heckman, Dave	2005-06-07	Howard, Jabari	2011-12-13	Johnson, Greg	1966
Hagenau, Bob	1983-84-85	Heilbron, Art	1924	Howard, Jim	1989-90-91		
Hahn, Norm	1950	Heinrich, John-Peter	1991	Howie, Bob	1933		
Hairston, Jason	1992-93-94						

# ALL-TIME LETTERWINNERS

Johnson, Harold "Swede"	1916	Kennedy, Stan	1946	Lapp, Clarence	1932-33-34-35	Little, Paul	1936-37, '39
Johnson, James	1976-77-78	Kennedy, Tom	1975	Lard, Steve	1971-72-73-74	Littlefield, Lewis	1925-26
Johnson, Jessi	1996-97-98-99	Kennifer, Rick	1973-74-75	Larkin, Troy	1996-97-98-99	Llewellyn, Bill	1954
Johnson, John D.	1992-93	Ketaily, Tim	2009-10-11-12	Larson, Richard	1926	Loane, Doug	1939
Johnson, John O.	1981-82-83	Ketterlin, Art	1930-31-32	LaSalvia, Steve	1967-68-69	Lobel, Brett	2001-02
Johnson, Lloyd "Sil"	1922-23	Khatami, Hoss	1996, '98-99-00	Lasarzig, Bill	1935	Locke, Chet	1940-41
Johnson, Lorin	1955	Kidd, John	1954-55-56-57	Lastufka, Francis	1954	Locke, Justin	1999-00-01
Johnson, Mark	1985, '87-88-89	Kilday, Tom	1939-40	Latzke, Aaron	2000,2002-03	Lockett, Cassius	1991
Johnson, Max	1938	Kilkenny, Blayne	1998-99	Lauchland, Ron	1926-27	Locklin, Matt	2005
Johnson, Mike D.	1993-94	Kim, Daniel	2002-03	Laughrea, Jimmy	2013	Loew, Adam	1992
Johnson, Mike L.	1976-77-78	Kim, Gary	1962-63	Lavelle, Anthony	2002	Lofrano, Dustin	1993
Johnson, Roy	1946, '48	Kincade, Bob	1988-89-90-91	Lavezzoli, Mark	1985	Loftus, Ed	1950
Johnson, Ryan	2008-09	King, Clarence	1931-32	Lawrence, Erik	1995-96-97	Loflund, Raymond	1953-54
Johnson, Sanford	1949	King, Matt	1988	Lawrence, William	1920	Long, Mike	1980-81, '83
Johnson, Sean	2014	King, Nick	2010-11-12-13	Lawson, Jay	1982-83-84	Longero, Doug	1994-95
Johnson, Steve	1962-63-64	King, T.J.	2011-12-13-14	Lawson, Ron	1976	Loretelli, Matt	1999
Johnson, Ted	1952-53-54-55	Kircher, Kyle	1987-88-89	Lawson, Walter	1919	Loretto, Eddie	1985-86-87-88
Johnson, Thaddeus	2007	Kirchner, George	1920-21-22	Layton, Mitchell	2015	Lott, Terry	1982
Johnson, Truman	1951	Kirk, Bill	1948	Leach, Justin	1997	Lourentzos, Peter	1928
Johnson, Walter	1942	Kirk, Bryant	1916	Leathers, Charlie	1928-29	Love, Steve	1988
Johnson, Warren	1931	Kirkpatrick, Conor	2006-07-08-09	Leavitt, Robert	1946-47-48-49	Lovell, Mark	1994
Johnston, Don	1977	Kiss, George	1972-73	Lederer, Ernie	1926	Loving, Wally	1975-76-77
Johnston, Nick	2004-05	Klein, Steve	1980	Ledger, John	1991	Lowe, Nick	1971-72
Johnston, Kevin	1971	Klingaman, Fred	1922-23	Lee, Brandyn	2015	Lowry, Doug	1995-96-97
Johnston, William	1916	Knight, Hugh	1956-57	Lee, Greg	1965	Lualemana, Arona	1988-89
Jondle, Jake	2006-07-08-09	Knoff, Ken	1923	Lee, Matt	1992-93-94	Lualemana, David	1988, '91
Jones, Aarynn	2010-11-12-13	Knott, Jim	1941	Lee, Mike	1972	Lucas, Dan	1969
Jones, Artemus	1996-97-98-99	Knowlton, Kevin	1983-84	Lee, Peter	1987	Luchetti, Jay	2012-13-14
Jones, Bill E.	1925-26-27	Kohlmoos, John	1967-68-69	Lee, Victor	2008-09-10-11	Lucido, John	1978-79-80
Jones, Bill H.	1930-31-32	Kohn, Bill	1970	Lee-Lauduski, Bryan	2004	Lucksinger, Ray	1915
Jones, Bill S.	1954	Koldinger, Kurt	1987-88-89	Leeds, Trevor	1997-98-99	Ludwig, Reece	2011-12
Jones, Bob	1971	Kovell, Rob	1986	Leff, Alan	1980	Luft, John	1968-69
Jones, Brian	1984-85-86-87	Kramer, Bill	1965	Lefotu, Ryan	2013-14-15	Lukawski, Joe	1971-72-73-74
Jones, Charles "Bert"	1927-28, '31	Kramer, Cliff	1939-40-41	Legrand, Mike	1993-94-95	Lundin, Alman	1919-20
Jones, Chris	2001-02-03-04	Krausse, Rudolph	1915	Lehman, Don	1949-50-51	Lundstrum, Lunny	1984-85-86
Jones, Clarence	1939	Krehbiel, Leonard "Benny"	1925-26	Lehmer, Paul	1916	Lundy, Dick	1935
Jones, Craig	1987-88-89-90	Kreitz, Eric	2015	Leigh, Harold	1951-52-53, '55	Lutz, Howard "Abe"	1923-24-25
Jones, Dixon	1962-63-64	Kremer, Carlos	1986	Leiser, Scott	2000	Luuga, Manusamoa	2013-14-15
Jones, Edwin	1915-16	Krieger, Bob	1989-90-91	Lekas, Erik	1992-93-94	Luxemberg, Don	1957
Jones, George	1977	Krieger, Greg	1986-87-88	Lekkerkerker, Brad	2002-03	Lyall, Ralph	1916
Jones, Harold	1916-17	Krieger, Jeff	1992-93	Lekkerkerker, Cory	2003-04	Lynch, Leo	1951-52
Jones, Khalid	2010-11-12-13	Krieger, Mark	1986-87-88	Lekos, Dino	1955-56	Lyons, Carl	1936
Jones, Khari	1991-92-93	Krikava, Brennan	2014	Lemaich, Sam	1968	Lyons, Clark	1964
Jones, Lester	1921	Krolikowski, Chuck	1989-90-91	Lemestre, Dave	1986	Lyons, Sam	1942
Jones, Ray	1976-77-78	Krueger, Jud	1972-73	Leograndis, Steve	1975-76-77	Lytle, Ken	1956
Jones, Richard	1987, '90-91	Kruse, Edgar	1932-33	Leonard, Leland	1926-27		
Jones, Steve	1986-87	Kubota, Tsugio	1941	Leonard, Todd	1981	Maben, Chris	1999-00-01-02
Jones, Zach	2013-14-15	Kuchulis, Charles	2002	Leonard, Tom	1959-60	Mabry, Morice	1990-91-92
Joseph, Ian	2011-12-13-14	Kuenzler, John	1942	Leptien, Randy	1968-69	Maccari, Chris	1985
Journey, Bud	1968-69	Kugler, Rich	1969	Lesenger, David	1934	MacDonald, Craig	1982-83
Judd, Gary	1960-61	Kunkel, Jimmy	2010-11-12-13	Lewis, Desmond	2014-15	MacFarland, William	1915
		Kuster, Robert	1931	Lewis, Dick	1942, '47	MacKenzie, Bob	1973
Kadlub, Rudy	1968-69-70	Kuykendall, Ken	1949	Lewis, Edmund	1917	MacKenzie, Gordon	1934
Kahl, Steve	1971	Kwarta, Bret	1991-92-93	Lewis, John	1954-55	Mackintosh, Sean	1987
Kailahi, Jesse	2005	Kyle, Mike	1964-65	Lewis, Keith	1984-85-86	Macy, Tom	1969-70-71-72
Kaiser, Dave	1974-75			Lewis, Kevyn	2009-10-11-12	Madden, Knut	1979-80
Kalbfus, Bryan	1996-97	Lackner, Marc	1972	Lewis, Lonnie	1993	Madrigal, John	1994-95
Kalbfus, Charles	1995	Laclerque, Ray	1968-69	Lewis, Mark L.	1972-73	Maginnis, Dan	1984-85
Kanagaki, Larry	1968-69	Lacy, London	2011-12-13-14	Lewis, Mark M.	1985-86	Mahasin, Antar	2003
Kane, Mike	1978-79-80	Lagarbo, Joey	2014	Lewis, Paul	1920	Maher, Mike	1973-74-75
Kanst, Lyman	1919	LaGatta, Vince	1994-95-96	Lewis, Walt	1937	Mahler, Ed	1936-37
Kanzler, Kurt	1988	Lagorio, Tony	1976-77	Lewis, Wilson	1947-48-49	Mahlum, Kurt	1964-65
Karson, Jim	1954	Laguens, Dick	1970-71	Ley, Greg	1980-81	Major, Ken	1982-83
Kaspar, Anthony	2010-11-12-13	Laine, Carey	1970-71	Light, Doug	1969	Mallery, Scott	2003
Kassiss, Mike	1988-89-90-91	Lajcik, Tim	1984-85-86-87	Lightfoot, Tim	1987	Mandella, Dominic	1960
Kavanaugh, John	1990-91-92	Lamb, Mike	1976-77-78	Ligons, Jerold	1983-84, '86	Mandeville, Chris	1984-85-86
Kawoaka, George	1932	Lambert, Gerald	1952	Lillard, Every	1936	Manfreda, Marc	2001-02-03-04
Kays, Tony	2003-04-05-06	Lampkin, Mike	1975-76	Lilley, Jerry	1963-64	Mangiaracina, Joe	1970-71-72
Keane, Timothy	2003-04-05-06	Landsberg, John	1927	Lillington, Pete	1980	Manion, John	1985-86
Kearns, Ken	1998-99,2001-02	Lane, Arthur	1915	Lincoln, Lynner	1979-80	Manley, Bruce	1937
Keffer, Garth	2011	Lane, Eldred	1926	Lindquist, Scott	1985-86-87	Manley, Elmo	1939
Kelley, Joshua	2015	Lane, Herbie	1986	Lines, Ivan	1961	Manosar, Greg	1972
Kelley, Sean	2008-09-10-11	Langi, Louie	1996	Linzey-Henderson, Kevin	1994-95-96	Manzanares, Gabe	2013-14
Kelly, Colin	2012-13	Lanzavecchia, Kurt	1985-86	Lipkin, Mike	1975	Marall, Fred	1938-39-40
Kelly, Kevin	1989-90	Lapkass, Paul	1984	Lippincott, Larry	1954	Maraz, Sean	2008-09-10-11



# ALL-TIME LETTERWINNERS

Marchetti, Marc	1988-89	McDonough, Luke	2006-07, '09	Miner, Loyal	1982-83	Nathan, Steve	1971-72
Marenco, Dennie	1993	McDougall, Don	1941	Miner, Marc	1991-92-93	Navarro, Jose	1952
Maricic, Jonathan	2011	McDougall, Eric	1983-84	Minor, Paul	1937-38	Naviaux, Jim	1953
Marioni, Dario	1939-40	McDougall, Mark	1968-69	Minor, Terry	1963-64	Nedderman, John	1946-47-48
Markel, Ben	1997-98	McDowell, Jim	1941	Mitchell, Harry	1942	Neighbors, Trevor	1991
Markel, Mark	1976-77-78	McFarlane, Craig	1977	Mitchell, Mike	1980-81	Neilson, Ben	1957
Marquis, Jerry	1956	McGee, Scott	2000, '02	Mobley, Del	1956	Nelson, Artice	2012-13-14-15
Marsden, Steve	1942	McGeehon, Bill	1940-41	Mock, George	1970-71	Nelson, Nate	1998-99-00-01
Marsh, William	1920-21	McGowan, Wilfred "Bud"	1939-40	Moe, Dave	1982-83-84	Nelson, Tim	2003
Marshall, George "Porge"	1916-17	McGrath, Bill	1935	Mohr, Rick	1977-78-79-80	Neptune, Rich	1987-88
Marshall, Kenny	1996-97-98	McGraw, Harold	1921	Moio, Gino	1996	Nessler, Harry	1951
Martin, Colby	1966	McGregor, Bob	1958	Moio, Luigi	1995	Neufeld, Herman	1916
Martin, Chris	2013-14-15	McKay, Duncan	1969	Moisan, Charles	1924-25	Newton, Mark	1990
Martin, Edwin	1948-49	McKee, John	1974-75-76-77	Molinaro, Tony	1974	Ng, Mike	2005-06
Martin, Joe	1929	McKelvey, Hamilton	1950-51	Moll, Norman	1953	Nguyen, Thanh	1992
Martin, Larry	1964	McKnight, Scott	1980	Molloy, Terry	1981	Ngwun, Matthew	2003
Martin, Richard	1951	McKusick, Bob	1963-64	Mondino, Bert	1956	Niboli, Don	1949-50-51-52
Martindale, Mark	2011-12-13-14	McLean, Winsor	1916-17	Monroe, Forrest	1926-27	Nicholas, Bob	1960-61-62-63
Martinez, Gabe	2015	McLeland, Alex	2011	Monroe, Grant	1915	Nicolis, Marquis	2009-10-11-12
Martinez, Rey	1976-77	McLemore, Jimi	1969-70	Montes, Francis	1995-96-97-98	Nieman, Robert	1936
Martini, Rich	1974-75-76	McMahan, Dennis	1961-62-63-64	Montgomery, Winfield	1928, '30	Nil, Steven	1981
Martinson, Halbert	1934	McManus, Jon	1987-88-89-90	Montin, John	1960	Nilson, Irving	1940-41
Marvin, Irving	1915	McNicol, Ed	1987-88	Moody, T. Palmer	1957-58	Nishkian, Charles	1926
Mascaro, Ralph	1947	McNulty, Mike	1982-83	Mooney, Trenton	1995-96-97	Nitta, Mitsuo	1938-39-40-41
Mason, Chris	1979, '81-82	McPartland, Mike	1935	Moore, Bill	1959-60-61	Nixon, Chris	1986-87-88
Mason, Doug	1985-86	McSweeney, Howard	1936-37-38, '40	Moore, Chuck	1990-91-92	Noell, Brad	2006
Mason, Matt	1990-91-92	McTaggart, A.J.	2006-07-08	Moore, David	1995-96	Nolan, Marcus	2005-06
Mason, Reggie	2007-08-09-10	Meagher, Seamus	1985-86-87-88	Moore, John	1974	Noonan, Jim	1982-83-84
Massari, Matt	2001-02	Meek, John	1959	Moore, Luther	1946	Noonan, Todd	1981
Massey, Arthur	1916-17	Mendelow, Rob	1985-86	Moore, Myrel	1955-56-57	Nordhausen, Christian	2001-02
Masterson, Ed	1946	Mendes, Gerry	1976, '78	Moore, Travares	2000-01	Norris, Edgar "Bruno"	1924-25-26
Mattart, Elmer	1935	Mendonca, John	1932	Moore, Tyler	1991-92-93	North, Irwin	1921
Matthews, Carlton	1980	Mercer, Jon	1985-86	Moorehead, Albert	1919	North, Marcus	2007-08, '10
Matzen, George "Jiggs"	1926-27-28	Merlin, Sean	1985-86-87	Morales, Mike	2006-07-08-09	North, Orlyn	1951-52
Maulhardt, Bob	1952-53-54-55	Merrill, Casey	1975-76-77-78	Moran, Dick	1962	Nova, Lou	1932
Maxson, Jacob	2009-10-11	Merrill, Charlie	1973-74-75	Moran, Mark	1997-98-99	Nute, Frank	1933
Maxson, Robert	2008	Merrill, Tim	1975	Moran, T.J.	1999		
Maxwell, Monty	1986-87-88	Merrill, Tom	1950	Morgan, Dwayne	1987	O'Brien, Ken	1980-81-82
Mayer, Tom	1959	Merritt, James	1919	Moroski, Mike	1975-76-77-78	O'Brien, Wesley	2011-12-13
Mayfield, Laurence	1946	Messick, Charles	1953-54-55	Morris, Craig	1990-91-92	O'Dowda, James "Lefty"	1924
Mays, Marvin	1955-56	Metzger, Tim	1962	Morris, Greg	1995	O'Hair, Mark	1976
McAdams, Jim	1950	Meyer, Andres	1957	Morris, Mike	1984-85-86	O'Holleran, Ryan	2010-11-12-13
McArthur, Bob	1968	Meyer, Herman	1940-41	Morrison, Roy	1920	O'Kane, Clayton	2003-06
McArthur, Dick	1964	Meyer, Lyle	1941-42	Morse, Marty	1987-88-89-90	O'Keefe, Bill	1955, '57
McAulay, Allan	1963	Meyer, Steve	1963-64-65	Mortazavi, Mohammed	2000-01-02-03	O'Neill, Dan	1932
McBride, Kevin	1977	Meyer, Tim	1993-94	Mosbacher, Greg	1990-91-92	O'Sullivan, J.T.	1998-99-00-01
McCall, Tony	1997-98-99-00	Mezger, Steve "Skip"	1970-71-72, '74	Mosle, Zach	2007	Ochoa, Nick	1992-93-94
McCard, Beverly	1917, '19	Michel, Ralph	1927	Moss, Ralph	1923-24-25-26-27	Oda, Yoshio	1931-32-33
McCarthy, Mario	1993-94	Michelier, Patrick	2006-07-08-09	Moss, Shawn	1988-89-90-91	Odegard, Eric	1980-81
McCarthy, Sean	1994-95-96	Mickle, George	1979	Mossawir, Jake	2001-02-03-04	Odell, Tom	1968-69-70
McClain, Tony	1917	Middleton, Mitch	1981-82-83	Mott, Denson	1953	Oden, Stan	1967-68
McClellan, Don	1959	Mielke, Shane	1993	Mowry, Tavlor	2012-13-14	Ogden, Jerald	1980
McClendon, Brady	2006-07	Mier, Javier	1984	Moyer, Ramsey	2007-08-09	Ohrwel, John	1923
McClintock, Ryan	1994-95-96	Messier, Paul	2000-01	Muhammad, G.P.	1995-96-97-98	Ojala, Clint	1980
McCluish, Larry	1960-61	Migliaccio, Tony	1959	Muhs, Martin	1930	Ojo, Onome	1998-99-00
McClure, Andrew	2000, 2002-03	Mikolajcik, John	1965-66-67	Mullen, Bob	1962	Okamura, Neil	1980
McClure, Clark	1952	Mikolajewski, Matt	1992-93	Muller, Carl	1924	Olave, Isiah	2014-15
McClure, Robert	1948-49	Mikolajewski, Peter "P.J."	1989-90-91	Murden, Andrew	1990-91-92	Oldershaw, Terry	1958-59-60-61
McConnell, Tom	2008-09-10	Milanovich, Ralph	1946-47	Muro, Alfonso	1958	Oldham, Rob	1985-86
McCook, Scott	1996-97-98	Miles, Pierre	1925, '27	Murphy, Ed	1951	Oliva, Jesse	2001-02-03-04
McCormack, Bruce	1940	Miller, Brad	1979-80-81	Murphy, George	1923-24	Oliva, Michael	1999-00-01-02
McCormick, Don	1924	Miller, Chris	1977-78-79-80	Murphy, Howard	1938	Oliveira, Brandon	1996
McCowan, Jashaun	2003-04	Miller, Chris	2004-05-06-07-08	Murphy, Howard R.	1920	Oliver, Mark	1982, '84
McCoy, Robert	1983	Miller, Edward	1921	Murray, David	1954	Oller, Ben	1956-57-58-59
McCracken, Dennis	1952	Miller, James	1926-27	Murray, Ken	1988-89-90-91	Olsen, Andy	1933
McCrea, Bruce	1963-64-65	Miller, John	1970-71	Musladin, Florin	1956	Olson, Elmer	1957-58
McCullough, Mike	1974	Miller, Joseph	2000	Myers, Charlie	1955	Ordway, Suel	1917
McDermott, Bill	1964-65	Miller, Kent	1996-97	Myers, Jerry	1954	Orsini, John	1942
McDivitt, David	1993	Miller, Max	1960-61-62	Myers, Mark	1971	Osborne, Bob	1922-23-24-25
McDonald, Clyde	1964	Miller, Matt	2007	Myers, Mason	1962-63	Osegueda, Steve	1985
McDonald, Dave	1987-88-89-90	Miller, Ryan	1994, '96-97-98	Myers, Ron	1966	Ostman, Morris	1936
McDonald, Mike	1990-91-92	Miller, Walter	1942			Ostman, Rich	1961
McDonald, Norman	1917	Mills, Bill	1988-89-90	Nagle, Bob	1950	Otis, James	1919
McDonald, Richard	1999	Mills, Fred	1930-31-32	Nakashima, Tom	1946	Ottman, Bill	1979-80
		Milton, Trae	1999, '01	Nash, Bryan	1988-89-90	Ottman, Mike	1975, '77

# ALL-TIME LETTERWINNERS

Owen, Gary	1964-65	Phillips, Larry "Merc"	1926-27-28	Reece, Dan	2001-02-03-04	Ruggiero, Frank	1962
Owen, Ricky	2006-07	Philson, Demond	1995	Reed, Earl	1919-20	Ruliffson, Eric	1965-66-67
Owen, Ron	1983-84	Piccini, Joe	1987	Reed, Marc	1990-91	Runnels, DeSha	1996-97-98-99
Owen, Sean	1996	Pier, Allan	1947-48, '50	Reed, Mike	1966	Rush, Fred	1932
		Pierce, Herb	1946	Reeder, Russell	2013-14-15	Rush, Wayne	1984-85-86
Pacioni, Ernest	1980	Pierce, Jennings	1947-48	Reese, Josh	2008-09-10-11	Russell, Bill	1966
Page, Bill	1931-32, '34	Pierce, Neil	2008-09-10-11	Reeves, Charles	1917	Russell, Dan	1967-68
Page, Fred	1937	Piggee, Kevin	1991-92	Reid, Jim	1947	Russell, Steve	1992-93-94
Pahl, Hunter	2009-10-11-12	Pike, Shannon	1983	Reid, Ryan	2007	Russell, Tom	1964-65-66, '68
Pahlund, Bill	1991	Pillsbury, Chris	1988	Reifert, Jim	1974-75-76-77	Rutledge, Terry	1973-74-75
Palleschi, Joe	1987	Pitts, Steven	2011-12-13-14	Reische, Bill	1960-61-62-63	Ryder, Willis	1949
Pane, Julio	1935	Plough, Tim	2004-05-06-07	Reite, Harry	1915		
Paneno, Sam	1998-99	Plunkett, Aaron	2001-02-03	Remington, Todd	1983-84	Sagay, Zachary	2005
Papadopoulos, Mike	1988-89-90	Poehlman, Keith	1951	Renz, Scott	1991-92	Saito, Kenji	2001
Pape, Guy	1933	Pogue, Henry	1920, '22	Reuss, Tom	1994-95	Saladino, Doug	1971-72
Pappa, John	1981-82	Poli, Guido	1932	Reynolds, Jim	1952-53-54	Sale, Dave	1952
Pappas, Chris	1976	Polk, Ike	1920	Rhoades, Dave "Dusty"	1938-39, '42	Salem, George	1979-80-81-82
Parenteau, Ryan	2015	Polk, Ron	1987-88-89	Rhyne, Max	1928-29	Sallaberry, Paul	1976-77
Parisi, Tom	2001-02-03-04	Pomeroy, Irwin	1923	Rice, Andy	2006-07-08	Salwasser, Scott	2000-01
Parker, Fred	1967	Pond, Perry	1924	Rice, Brandon	2005-06-07-08	Sampson, Anthony	2006-07
Parker, Shawn	1990, '92-93-94	Pool, Derek	1986	Rice, Floyd	1920	San Juan, Andy	1977-78-79
Parker, Tom	1954-55-56-57	Pope, Allen	1935-36	Rice, Frederick	2009-10-11-12	Sanborn, Ross	1941-42
Parr, Harvey	1922	Porchia, Ira	1995-96-97	Rice, Jeff	1986-87	Sandoval, Joey	1996
Parrish, Mike	1974	Porter, George	1950-51	Rice, Rick	1973	Sandstrom, Cliff	1937-38
Parshall, Ray "Chi"	1916	Porter, Ryan	1995-96-97-98	Richards, Charlie	1940-41, '46-47	Santander, Chad	1990-91-92
Parson, Jay	1974	Porter, Tom	1923-24	Richardson, Charles	1921	Santucci, Phil	1968-69
Parsons, Jim	1956, '59	Porter, Tyler	2003	Richhart, Ray	1939-40	Saras, Christopher	2003
Patterson, Carl "Bud"	1973-74-75	Post, Sterley	1921	Richmond, Carlos	1923-24	Sartori, Hadyn "Mickey"	1925, '27-28
Patterson, Fred	1977-78	Poteracke, Joshua	2000-01	Riddle, Kevin	1976	Saunders, Tim	1983-84-85
Patterson, Justin	2000-01-02-03	Potter, Truman	1924	Ridgell, Rodney	1980, '82	Savage, Mike	1970-71
Patterson, Omari	1993-93-94	Power, Don	1927	Righetti, Ernest	1920-21-22	Saviez, Frank	1949-50-51
Paul, Bryan	1999	Powers, Joe	1967-68-69	Rimmer, Richard "Ric"	1972-73-74	Sawyer, Wayne	1951, '54-55-56
Pavlovich, Nick	1996-97	Prenovost, Ted	1986, '88-89	Rinehart, Ron	1973-74-75	Sayles, Ernest III	2010-11-12-13
Pawlan, Bob	1974	Prentice, Gary	1975-76-77	Risley, Robert	1930	Sayre, William	1999-00-01
Payne, Ryan	2003-04-05	Prettyman, Max	1937	Ritchey, Jed	1990-91-92	Saysette, Grant	1999-00-01-02
Payseur, Charles	1976	Price, Tom	1986, '88-89	Rivas-Sandoval, César	1996-97-98-99	Sbragia, Ron	1961, '63
Pearce, Jack	1939-40	Priest, Al	1961-62	Roach, Tom	1946-47-48	Scagliotti, Randy	1966-67
Pearson, Bryant	1927, '29-30	Pringle, Tyler	2005-06-07-08	Roberts, Dave	1970-71-72	Scalercio, Frank, Sr.	1980-81
Pedersen, Brad	1972-73-74	Provence, Ross	1957	Roberts, Gordon	1960	Scalercio, Frank, Jr.	2008-09
Pederson, Jason	1994-95	Pruitt, Sherman	1989	Robertson, Stanley	1948-49	Scalione, Ted	1957
Pegnim, Ryan	2000-01-02	Prukop, Tim	1985-86-87	Robinson, Arbary	1963	Scarlett, Lloyd	1937
Penna, Michael	2001-02-03	Publico, Paul	2001	Robinson, Ben	1926-27-28-29	Sceales, Evan	1988
Perelli-Minette, Joe	1924	Purrington, Joe	1917	Robinson, Warren	1967, '69	Schachleiter, Jack	1941
Peretti, Al	1976	Pylman, Gordon	1933	Robison, John	1958	Schaefer, Kurt	1984
Perez, Ivan	2008-09-10-11			Rocha, Manuel	1935	Schaffer, Myron	1946
Perkins, Eric	1997	Quensinberry, Pete	1985	Rockwell, Zach	2005	Schantz, Michael	1995-96-97
Perkins, Ernest	1995-96	Quick, Dave	1994-95	Rockwell, Kurt	1981-82-83	Schattauer, Fred	1936-37-38
Perkins, Hayden	1925-26-27	Quinn, Brandon	2002-03-04-05	Rodgers, Greg	1964-65	Schattauer, George	1941
Perkins, Jonathan	2010-11-12-13	Quinn, DeWayne	1989-90	Rodrigues, David	1996	Schauer, Terry	1960
Perron, Dave	1973-74	Quinn, Mike	1988-89-90-91	Rogers, Dean	2007-08-09-10	Schauten, John	1950
Perron, Zach	2011-12	Quinn, John	2004	Rogers, Mike	1985-86-87	Scheer, Michael	2002
Perry, Albert	1930			Rogers, Shawn	1981-82-83	Schellenberg, Bob	1994
Perry, Dave	1959, '61	Raahauge, Lincoln	1938	Rollins, John	1968, '70	Schenk, Max "Ole"	1982
Perry, Greg	1994	Radcliffe, Frank	1919	Rominger, Don	1947-48	Schill, Arthur	1921
Perry, Mark	1978-79	Radenbaugh, Ryan	2003	Rominger, Jim	1947	Schiller, Elbert	1921
Peters, Blake	1994	Radford, Bob	1947	Roseman, Bill	1957	Schlagel, George	1946
Petersen, Chris	1985-86	Radmacher, Dick	1932-33	Rosen, Frank	1976-77	Schlange, Gunther	1948-49
Petersen, Harry	1928	Ragsdale, Channing	1994	Rosen, Lee	1976-77	Schlange, Wilfred	1947-48
Peterson, Bertil	1938-39	Raikadroka, Inoke	2013-14-15	Rosenbaum, Dan	1983-84	Schleibaum, Henry	1940-41
Peterson, Brad	1989-90	Raines, Dan	1979-90	Roseth, Bob	1961-62	Schlinger, Evert	1946-47-48
Peterson, Dan	1997-98-99	Raines, Harold	1923	Ross, Floyd	1952-53	Schlyer, Kurt	1984
Peterson, Dave	1935-36-37, '39	Ralph, Jon	1976	Rossetto, Bennie	1967	Schmidt, Colton	2009-10-11-12
Peterson, Michael	2001	Ramey, Donn	1968	Roth, Russ	1990-91	Schmidt, Dave	1980-81-82-83
Peterson, Milton	1936, '38	Ramey, Ryan	2002-03-04-05	Rothman, Joe	1995	Schmidt, Kermit "Dutch"	1926-27-28-29
Peterson, Ray	1958	Ramezane, Nate	2004	Rounds, Herb	1939	Schmidt, Paul	1939
Petois, Harold	1938	Ramsey, Jeff	1980-81	Roux, Jim	1977, '80	Schmiedt, Cliff	1933-34
Pettit, Zak	2013-14-15	Raney, Sheldon	1922	Rovetti, Marc	1990-91	Schmitz, Dave	1967
Petty, Ed	1968	Rankin, Bill	1966	Rowe, James	1933	Schneider, Christian	2013-14-15
Pfitzenmaier, Bob	1971	Rathbun, Rob	1985-86-87	Rowland, Herb	1970, '72	Schneider, Karl	1935-36
Phelan, Melvin	1941	Ray, Burt	1946, '48-49	Ruben, George	1959, '62	Schober, Art	1925-26
Phillips, Artis	1969-70	Raycraft, Richard	1952-53	Rucker, Bayard	1926-27	Schouten, John	1950
Phillips, Jack	1921	Raymond, Denny	1985	Rucker, Jermaine	1995-96	Schramm, Don	1949
Phillips, James	1924	Rebholtz, Bob	1958	Rud, Mark	1978	Schrupp, Mark	1975-76
Phillips, Jeff	1993-94	Redden, Ivan "Pink"	1935-36-37	Rudolph, Harvey	1921	Schuh, Kyle	1992
Phillips, John	1920	Reece, Ben	2002-03-04-05	Rufino, Mike	1989	Schulte, Nick	1999-00-01-02



# ALL-TIME LETTERWINNERS

Schultz, Brent	1997	Sisk, Aaron	1993-94	Spinelli, Dave	1982	Tarr, Bill	1984-85
Schultz, Don	1940	Skelly, Steve	1973	Spinelli, Nick	1979-80	Tavernetti, Jim	1923
Schulz, Sheldon	1946	Sketchley, Robert	1941	Spitzer, Danny	1995, '97	Tavernetti, Milton "Snub"	1930-31-32
Schwaab, Bill	1968	Skierski, Kirk	2009-10-11-12	Sprague, Steven	1992-93	Taylor, Barry	1985-86
Schwaiger, Jason	1993	Skierski, Kyle	2003-04-05-06	Spraker, Kris	1997-98-99-00	Taylor, Erik	1998,2000-01
Schwarz, Ryan	2006	Slater, Bob	1980-81-82	Stafford, Mike	1997-98	Taylor, Robert	2014
Schwein, Caslyn	1921	Slater, Colby "Babe"	1915-16, '19	Stanley, Charles	1948-49	Taylor, Kwamin	1999-00-01-02
Sciabica, Paul	1969	Slater, Tom	1974-75	Staratt, Don	1942	Temple, Hamilton	1921-22
Scivally, John	1992-93	Slatter, Harold	1934	Starcher, Barry	1959-60	Tenerowicz, Jim	1970-71-72
Scofield, Jesse	1919	Sloat, Todd	1985-86-87	Starnater, Burnell	1924	Tenerowicz, Mike	1970-71-72
Scoles, Jason	1993, '95	Sloat, Taylor	2010-11-12-13	Starr, R.J.	1996-97-98-99	Tenerowicz, Rob	1982
Scollan, Hugh "Skip"	1977-78	Slone, Chuck	1982	Stassi, John	1962-63	Terra, Ron	1973-74-75-76
Sconberg, Bruce	1957	Smart, Brett	1983-84	Stay, William	1921	Terrell, Sawyer	1941
Scott, Ben	2014-15	Smart, Tom	1958	Stead, Tom	1922	Terrell, Wesley	1995-96-97-98
Scott, Dan	1916-17	Smith, Aaron	1989, '91-92	Stearns, Dick	1951	Terry, Anthony	1973-74-75
Scott, Ewing	1916	Smith, Atlas	2012-13, '15	Steen, Curtis	1997	Terzian, Deron	1931
Scott, Jeremy	2006-07-08-09	Smith, Bert	1923-24	Steffen, Paul	1985-86	Tesoriero, Tony	1968-69
Seiden, Jordan	1994	Smith, Bryon	1992-93	Steffen, Scott	1978	Tetrick, Jim	1934
Sellar, Mike	1987-88	Smith, Charlie	1986-87-88-89	Steger, Alfred	1931	Thackaberry, Jeff	1983
Sentance, Cameron	2010-11-12-13	Smith, Chris	1998-99-00-01	Stelzer, Mike	1968	Thatcher, Currier	1923
Sentous, Frank	1920	Smith, Conly	1928-29	Stephens, Brent	1989-90-91	Thayer, Doug	1961
Sentous, John	1919-20	Smith, Dale	1967-68-69	Stephens, Dudley	1929-30	Thomas, Bill	1982-83-84
Serpa, Al	1936-37-38	Smith, Darron	1976-77	Stephens, Gary	1967-68	Thomas, Cliff	1942
Serrano, Joe	1996	Smith, Dwight	2008-09-10-11	Stephens, Paul	1942	Thomas, Daryl	1978-79-80-81
Sessions, Richard	1947-48	Smith, Edward	1948-49-50-51	Stephenson, Kim	1961	Thomas, Del	1955
Sevison, Larry	1954-55	Smith, Edwin	1934-35	Stephenson, Nick	1988	Thomas, Jesse	1935-36
Sexton, Jim	1993-94	Smith, Eric	1989-90-91	Stetson, Edward	1933	Thomas, Mason	2006-07-08-09
Seyman, Bill	1946-47	Smith, Eric	1989-90-91	Stevenson, Don	1970-71	Thomas, Matt	1987
Shadorf, Bruce	1985-86-87	Smith, Gerald	1946	Stevenson, Eddie	1958	Thomas, Randy	1972-73
Shamus, Matt	2004-05	Smith, Grant	1923	Stevenson, William	1922-23	Thomas, Steve	1972
Shane, Dan	1998	Smith, Jimmie	1956-57	Stever, Edward	1926, '28-29	Thomason, Harl	1916
Shaner, Todd	1980-81	Smith, Joshua	1995	Stewart, Bruce	1969	Thompkins, Rod	1978-79
Sharp, Leroy	1948-49	Smith, Kriss	1977-78	Stewart, Phil	1964-65-66	Thompson, Bob	1932
Sharp, Merrill "Red"	1936-37-38-39	Smith, Louis	1926	Stewart, Rob	1971-72	Thompson, Boyd "Tay"	1970-71-72
Sharp, Ryan	2004-05	Smith, Mack	1957-58-59	Steyskal, Glen	1957	Thompson, Brian	1984
Sharper, John	1977	Smith, Marvin	1983-84	Stibi, Brady	2013-14-15	Thompson, Milton	1933
Shaw, Mike	1979-80-81	Smith, Maynard	1942	Stilson, Lowell	1947	Thompson, Steve	1987-88-89
Shaw, Ralph	1959	Smith, Mike	1976	Stine, Brett	1978-79-80	Thompson, Tim	1973-74
Sheehan, Kelly "K.C."	1981	Smith, O'Hara	1922-23	Stitt, Lloyd "Babe"	1922-23	Thomson, Jack	1942
Sheldon, Nolan	2008	Smith, Parker	2012-13-14-15	Stivers, Rusty	1993-94	Thornburg, John	1939
Shelton, Patrick	2008, '10-11	Smith, Paul	1934	Stoddard, Andy	1991-92-93-94	Thornburg, Vernon	1929
Shepard, Mike	1989-90-91	Smith, Ron	1978-79-80	Stoll, Nick	1984-85-86	Thorne, Scott	1976-77
Shepherd, Gordon	1931	Smith, Ryan Blaise	2003-04-05	Stone, Bob	1959	Thorsen, Carl	1971
Sheppard, Jon	1979	Smith, Sam	1966-67-68	Storie, Ray	1917	Thrappas, Phillip	2011-12
Sheppard, Mitchell	2015	Smith, Sean	1994	Strain, Fred	1948-49	Tierney, Pat	1985
Sheridan, Chris	2003	Smith, Warren	1985-86	Streutker, Don	1955	Timas, Jaimes	1999
Sheridan, Kent	2001-02-03-04	Smith, Wesley	1929-30	Strobridge, Edward	1916	Timko, Larry	1954
Sherman, Ian	1987-88	Smoyer, Kenneth	1925-26	Struck, Aaron	1999-00-01-02	Tingley, Richard	1948
Shibel, Chris	2001-02-03-04	Smyth, Cameron	1991-92-93	Struckman, Arnold	1933	Tingus, Jim	1954
Shigaki, Harry	1940	Snow, David	1981	Stuart, Brady	2012-13-14-15	Tipton, Clyde	1938-39
Shoemaker, John	1996-97-98-99	Snowden, Kymm	2007-08	Stubington, John	1926	Tischer, Dave	1984-85
Shoemaker, Paul	1987-88	Soares, Steve	2001	Suesens, Jay	1996-97-98-99	Titcomb, Walt	1954-55-56-57
Shorey, John	1985-86-87	Sobotka, Eric	2007-08-09-10	Sulka, Kyle	2014-15	Titus, Mike	1973
Shreve, Bob	1924-25	Sockolov, Al	1974	Sullivan, Andy	2002, '04-05	Tobias, Bob	1983-84-85
Shults, Bob	1992-93	Sockolov, Ron	1970-71-72-73	Sullivan, Bill	1975	Toft, James	1989
Shutt, Derek	2009-10	Soekland, Roy	1938	Sullivan, John	1977	Tolley, Herb	1939-40
Siemens, John	1953, '56	Sofley, Brandon	2009	Sullivan, Ray	1981-82-83-84	Tolliver, Donnell	2014-15
Siemering, Bill	1927-28	Somers, Jack	1916	Svennungen, Brad	1985	Tomasin, Jim	1985, '87-88-89
Sill, Jack	1934	Soriano, Bernard	1982-83-84	Sveslosky, Nick	1997	Tonda, Scott	1986-87-88
Silliman, Floyd	1926	Sorrell, Jeff	1980-81	Svoboda, Rick	1973-74-75	Tooley, Nolan	2014-15
Silva, Joe	1949	Soso, Milan	1947-48-49-50	Swain, Bill	1968	Torigian, Dennis	1962-63
Silva, John	1936-37-38	Soto, Anthony	2009-10-11-12	Swain, Don	1953	Tortosa, Rich	1966-67-68
Silva, Milt	1946	Sottosanti, Kris	1989	Swanigan, O.J.	2002-03-04	Tos, Mark	2007-08-09-10
Silverfoote, John	1973-74-75	South, Dick	1964-65-66	Swanson, Darrold	1951-52, '55	Tout, Bennie	1924-25-26
Silveria, Colton	2011-12-13-14	Souza, Tony	1928-29	Swearingen, Roger	1960-61	Tower, Willard	1921
Simonsen, James	1931	Snowden, Kymm	2006	Sweet, Russ	1931-32	Towne, Willis "Bill"	1931-32-33
Simpson, Bill	1967-68	Sparks, John	1933-34-35	Sweet, Zac	1998-99-00	Townes, Dewayne	1983-84
Simpson, Clint	2002	Sparks, Larry	1960	Sykes, George	1933-34	Trainor, Jim	1955-56-57
Simpson, Robert	1960	Speck, Jim	1973-74-75-76	Synold, Charles	1953-54-55	Tran, Lenny	1992-93-94
Sims, Archie	1988	Speck, Paul	1966			Traugh, Art	1957-58
Sims, Jordan	1920	Spencer, C.J.	2015			Travnick, Jim	1980-81
Sims, Kevin	1987	Spencer, John M.	1929-30	Talakai, Mozart	1999	Tragea, Jim	1973-74
Sims, Oliver	1972	Spencer, John P.	1959	Tarke, Jim	1952-53	Trimmer, Jeff	1988-89-90
Sindel, Chad	1996-97-98-99	Spencer, Ray	1916	Tarke, Kermit	1954	Trogia, Eric	2000-01-02-03
Sinnett, Chris	1983-84	Spieller, Lee	1942	Tarp, Kyle	2003-04-05	Trombetta, Joe	2007-08-09-10
		Spilman, Herb	1920-21-22-23-24				

# ALL-TIME LETTERWINNERS

Trotts, Vic	1916	Walker, Robert	1989-90	White, Clay	1981-82	Woodward, John "Hoke"	1920
True, Gordon	1926-27-28	Wall, Mike	1979-80	White, Dave	1982-83-84	Wooldridge, Ward	1930-31
Tucker, Brandon	2007-08, '10	Wall, Robert	1926	White, Doug	1946	Woolley, Bob	1937
Tuerk, Jason	2001-02	Wallace, Craig	1969	White, Henry	1937	Woolsey, John	1942
Tuivai, Wiliami	2000-01	Wallace, Milton	1985-86-87-88	White, Marcus	2013-14	Wosser, Frank	1939
Tullar, Tom	1962-63	Wallace, Shawn	1992	White, Mike	1977-78-79	Wraith, Olm	1919
Turay, Dalton	2012-13-14	Wallahan, Ken	1985	White, Russell	1983	Wrede, Mike	1951
Turbovsky, Larry	1963	Waller, Ben	1950-51-52	White, Vincent	2015	Wrenden, Henry	1932-33
Turko, Jim	1992-93	Waller, Jim	1955-56	Whitman, Dick	1942	Wrenden, Walter	1933
Turner, Dane	2014	Walsh, Craig	1981-82	Whitmore, Kyle	2005	Wride, Emery	1920-21
Turner, Donal	1953	Walt, Pat	1974-75-76	Widener, Norris	1966	Wright, Marty	1979
Turner, Kale	2004-05-06-07	Walter, Don	1919-20	Widmann, Lawrence	1923	Wright, Matthew	1996-97
Turner, Kyle	1994	Walther, Jack	1957	Wieldraayer, Rod	1987	Wright, Rae	1932
Turner, Lonnie	1970-71	Walton, Matt	1987	Wiggins, Keith	1990	Wright, Randy	2010-11-12-13
Turner, Wendell	1923	Waltz, Clarence	1920-21-22	Wilburn, Ray	2009-10-11-12	Wright, Shamawn	2012-13-14-15
Tuttle, Harold	1921, '23	Wambold, Pierpont	1919	Wilcox, Jim	1964-65	Wulff, Steven	2008-09
Tye, Eric	1977-78	Ward, Andy	1980	Wilcox, Ken	1941	Wyatt, Elon	2009-10
		Ward, Robert	1946	Wild, Walt	1969-70-71		
		Ware, Bill	1937-38-39	Wilder, Brent	1994	Xerogeanes, John	1985-86-87
Uhrenholt, Mark	1970-71	Warner, Adrian	1975	Wilder, Brent	1994		
Uliana, Paul	1982-83-84	Warner, Cliff	1975-76	Wildermuth, Jack	1985-86-87-88	Yackzan, Randy	1972
Unger, Joe	1991	Warner, John "Red"	1923-24	Wiley, Linn	1962-63	Yagi, John	1953
Uppendahl, Bret	2000	Warren, Bill	1916	Wilgus, Jeremy	1994-95-96-97	Yäklich, Jason	2002-03-04-05
		Warren, Bob	1954-55-56-57	Wilkerson, Cullen	1988-89, '91	Yang, Nicholas	1999-00-01-02
Vaira, Joe	1950-51	Warren, DeMario	2005-06-07	Wilkinson, Roger	1983-84-85-86	Yanonon, Nick	1970-71-72
Valaau, Kelly	2000-01-02-03	Washington, Oras	1984	Willard, Dave	1968-69	Yarbor, Mel	1981-82
Valentine, John	1983-84	Wasson, Mike	1976, '78	Williams, Adam	1972-73-74-75	Yates, Edmund	1931
Valenzuela, George	1938	Waters, Dwight "Muddy"	1930	Williams, Arleigh	1958, '60	Yorba, Horatio	1932
Vallejo, Elliot	2003-04-05-06	Waters, Joey	2010-11-12-13	Williams, Chris	1996-97-98-99	York, John	1966-67
Van DePol, Ron	1968, '70-71	Watkins, Tom	1938	Williams, Courtney	2001	Yost, Norm	1977-78-79
Van Derwende, Jim	1951	Watson, Bob	1968	Williams, Dick	1959-60-61-62	Youdall, Dees	1937
Van Heusen, Haven	1946-47	Watson, Frank	1917, '19	Williams, Doug	1988-89-90	Young, Bob	1961
Van Konynenburg, Paul	1987-88	Watson, James	1915	Williams, Ed	1920-21	Young, Calvin	1993
Van Rensselaer, Richard	1923	Watson, Tom	1957-58-59	Williams, Greg	1988-89	Young, Dan	1973-74-75
Vance, Forest	2000-01-02-03	Watson, Walter	1938	Williams, Justin	2014-15	Young, Doug	1955
Vanderbundt, Kent	1968-69	Watters, Bob	1973-74-75-76	Williams, Keith	1990-91	Young, Greg	1982-83
Vandersloot, Derek	1994-95	Watts, Tom	1998-99-00-01	Williams, Luke	2012-13-14-15	Young, Jamie	1987-88
Vann, Elihu	2000, '02	Way, Mike	1965-66-67	Williams, Mike	1977-78	Young, John D.	1940-41
Vannucci, Steve	1985-86	Wayahn, Tony	1920	Williams, Randy	1982-83-84-85	Young, John W.	1978-79
Vargas, Ramon	2013-14-15	Wear, Larry	1984-85-86	Williams, Roland "Bob"	1939	Young, Rockie	2001-02
Vasilopoulos, Bill	1987-88-89	Weatherby, Jason	1985, '87	Williams, Scott	2002-03	Young, Bart	1959
Vasily, Johnny	1981	Weaver, Brandon	2014-15	Williams, Tom L.	1933	Yrigoyen, Ignacio "Flash"	1926-27-28
Vavao, Josh	1999-00-01-02	Weaver, Wendell	1933	Williams, Tom W.	1967-68-69	Yudin, Troy	2010
Veasey, Jeremy	1995-96-97	Webb, Dave	1966-67	Williams-Foote, Pierson	1926-27	Zaretsky, Steve	1992
Veit, Tom	1980-81	Webb, Pat	1967-68-69	Williamson, Elton	1941	Zavala, Greg	1970-71
Vejar, Jim	1957-58, '60	Weber, John	1941	Williamson, Fred	1984	Zeier, Billy	2002-03
Venable, Darrel	1977	Webster, Cody	1995	Williges, Bruce	1984-85	Zelinski, Andy	2002-03
Vest, John	1948	Weeth, Waldo "Tarzan"	1925-26	Willis, Ray	1993-94	Zeman, Don	1986
Vierra, Foster	1927-28	Wegner, Ken	1983-84	Willis, Tip	1987	Zeman, Phil	1972
Vierra, Tarn	1986	Wehba, Andrew	2007-08	Willoughby, Bryan	1933	Zentil, Nick	1998
Villavicencio, Walt	1983-84	Weinger, Rob	1971	Wilson, Andy	2000-01	Zimmerman, Jeff	1978-79-80
Viorel, Jack	1987	Weinrich, Matt	1979-80	Wilson, Chris	1993-94-95	Zinn, Richard	1942
Vlach, John	1968	Weinstock, Josh	1989, '91-92	Wilson, Don	1947-48-49-50	Ziser, George	1965-66-67
Volko, Aaron	1998-99	Weir, Wilbur	1928-29-30	Wilson, Francis	1921-22	Zobel, George	1930
Vom Steeg, Alvern "Al"	1956-57-58-59	Weishahn, Dale	1961-62-63	Wilson, Jim	1953	Zouboukos, Neal	1966-67
Voos, Mel	1954-55-56, '58	Weiss, Stephen	1958	Wilson, Randy	1977-78-79	Zuber, Leo	1967-68
		Welch, Joe	1978-79	Wineman, Hank	1931, '33-34	Zuercher, Steve	1979
Waas, Jake	2011-12	Wells, Jim	1972	Winer, David	2005-06	Zyss, Casey	1951-52
Wade, Kevon	1986-87	Wells, Patrick	2013-14-15	Winston, Nehemiah	2014-15		
Wade, Ron	1974-75-76	Wells, Phil	1972-73-74	Winter, Greg	1994-95		
Wadman, Colby	2013-14-15	Wessel, Mike	1985-86-87-88	Winter, Mike	1964-65		
Waggoner, Jon	1983-84	West, George	1951-52	Wintz, Phil	1951-52		
Wagner, Adrian	1970-71	West, John	1949	Wise, Mike	1982-83-84-85		
Wagner, Doug	1983-84-85	Westafer, Mike	1985-86	Wissman, Herman	1922		
Wagoner, Norman	1935	Westfall, Jack	1933, '35-36	Witt, Jerry	1947, '49		
Wahne, Martin	1952	Westfall, Ralph	1936-37-38	Woehler, Bill	1978-79, '81-82		
Wakefield, Harold "Bud"	1930	Westlake, Dave	1984	Wolfe, Maitland "Bud"	1931-32-33-34		
Walcha, Eric	1993-94	Wetmore, Bill	1948, '51	Wolfson, Michael	2003-04		
Walczak, Andrew	1994	Wetmore, Elbert	1923-24	Wood, Bob	1932-33-34, '36		
Walgenbach, Lowell	1955-56	Wetmore, Ernie	1951	Wood, Carlton	1925		
Walgenbach, Wayne	1969	Wetzel, John	1939-40	Wood, Luke	2013-14-15		
Walker, Dennis	1985	Wheale, Ernest	1930	Wood, Roland	1933		
Walker, Fred	1937	Wheatley, Ron	1967-68	Woodrell, Gary	1969-70-71		
Walker, Jason	1989	Wheeler, Fred	1976-77-78	Woods, Allen	1917		
Walker, Keith	1989-90	Whitaker, Elijah	1928-29	Woods, Gary	1983, '85-86		
Walker, Nate	2013-14-15						