

Ucla

WOMEN'S BASKETBALL

INFORMATION GUIDE



HOLLYWOOD



2022-23

CHAMPIONS
MADE HERE
CHAMPIONS
CHAMPIONS



Ucla × 



TABLE OF CONTENTS



Charisma Osborne



Cori Close



Rebekah Gardner

The 2022-23 Bruins

Table of Contents	1
2022-23 Quick Facts	2-3
2022-23 Schedule.....	4
Alphabetical & Numerical Rosters	5
Izzy Anstey.....	6
Emily Bessoir.....	7
Camryn Brown.....	8
Gina Conti.....	9
Angela Dugalic.....	10
Christeen Iwuala.....	11
Gabriela Jaquez.....	12
Londynn Jones.....	13
Brynn Masikewich.....	14
Dominique Onu.....	15
Charisma Osborne.....	16
Kiki Rice.....	17
Lina Sontag.....	18
Head Coach Cori Close.....	19
Associate Head Coach Shannon Perry-LeBeauf.....	20
Assistant Coach Tasha Brown.....	20
Assistant Coach Tony Newnan.....	21
Director of Operations Pam Walker.....	21

The 2021-22 Season

Final Statistics and Results	22
Pac-12 Standings and Honors	23

The Opponents

UCLA's All-Time Record vs. Opponents.....	24-30
---	-------

The Record Books

UCLA's "30 Point and Up" Club	31
Miscellaneous Single-Game Records.....	32
UCLA's Individual School Records	33
UCLA's Team School Records	34
UCLA's Career Records	35
UCLA's Single-Season Records	36

UCLA's Top Single-Season Team Performances	37
Freshman Single-Season Leaders	38
Single-Season Records by Class.....	39
Yearly Individual Leaders	40-41
By the Numbers	42
UCLA's Home Court Records.....	43
Pauley Pavilion - Home of the Bruins.....	44

The History

All-Time Letterwinner List.....	45
All-Time Numerical Roster.....	46
Starting Lineups, 1974-75 to Present	47-48
UCLA Honor Roll - National Awards	49
UCLA Honor Roll - Conference Awards	50-51
Bruins on National Teams	52
Bruins in the Pros	53-54
1,000-Point Club	55-59
The Bruin Elite	61-63
Retired Numbers.....	64
UCLA Hall of Fame Coach.....	65
Individual Career Statistics, 1975-Present	66-67
Year-by-Year Team Statistics	68-69
All-Time Game-by-Game Results	70-77

The Postseason

NCAA Tournament Box Scores	78-79
The National Championship Season - 1978.....	80
1978 Team Honored on 30th Anniversary.....	81
2015 WNIT Champions	82
1999 Pac-10 Champions, Elite Eight Participants....	83
2018 Elite Eight Participants.....	84
2006 Pac-10 Tournament Champions.....	85

Credits

The 2022-23 UCLA Women's Basketball Information Guide was compiled by Corey Mueller, Assistant Director for Athletic Communications. Primary photography by ASUCLA (Don Liebig), UCLA Athletics (Jesus Ramirez, Eric Hurd, and Suzi Mellano), and UCLA Women's Basketball (Caren Nicdao). Additional photos provided by Scott Chandler, Thomas Campbell, FIBA, USA Basketball, Berliner Studios, Andrew Bernstein, Elsa/Getty Images, Los Angeles Sparks, David Sherman/Minnesota Lynx, Chicago Sky, NBAE, Getty Images, Ruth Chambers, Percy Anderson, WNBA Photos and NBA Photos.

Weekly Availability

Coach Close and select student-athletes are available on a weekly basis at team practices at Pauley Pavilion or the Mo Ostin Basketball Center. Media sessions will also take place over Zoom with advance notice. If you'd like to join our media sessions or be added to our email list, please contact Corey Mueller (cmueller@athletics.ucla.edu).

Credentials

Admission to Pauley Pavilion's press seating and media room is by credential only. All credential requests should be made by emailing the WBB SID, Corey Mueller (cmueller@athletics.ucla.edu) at least two days in advance of the game. Members of the media covering UCLA should request credentials for road games through Mueller via email or phone. Photographers should follow the same instructions as media members.

Postgame Procedures

The Michael Price Family UCLA Women's Head Basketball Coach Cori Close and selected players will be available to the media in Pauley Pavilion's media room following a 10-minute cooling off period after each game. UCLA's locker room is closed to the media, as is all team spaces (weight room, training room, etc.). To access the media room during or after the game if seated in the overflow area, follow the stairwell down to the court and proceed to the northeast corner (elevator access available on the southeast corner of the building). The visiting team's head coach will be available following a 10-minute cooling off period outside the visiting locker room (northwest corner, event level).

2022-23 UCLA WOMEN'S BASKETBALL QUICK FACTS**GENERAL INFORMATION**

Location:	Los Angeles, CA 90095-1639
Founded:	1919
Enrollment:	46,000
Nickname:	Bruins
Colors:	Blue and Gold
Arena (Capacity):	Pauley Pavilion (13,800)
Location (Year Built):	On-Campus (1965-66)
Affiliation:	NCAA Division I
Conference:	Pac-12
Chancellor:	Gene D. Block (Stanford '70) 310-825-2151
Athletic Director:	Martin Jarmond (UNC Wilmington '01) 310-825-8699
Senior Woman Administrator:	Christina Rivera (UC Irvine '96) 310-825-8699
Faculty Athletic Representative:	Dr. Michael Teitell
Athletic Department Phone:	310-825-8699
Ticket Office Phone:	310-UCLA-WIN

HISTORY

First Year of Basketball:	1974-75 (49th season)
Overall All-Time Record:	890-549 (.618)
Years In NCAA Tournament (Last):	17 (2021)
Years In AIAW Tournament (Last):	7 (1981)
Years In WNIT (Last):	2 (2022)
Number of NCAA Titles:	0
Number of AIAW Titles:	1 (1978)
Number of WNIT Titles:	1 (2015)
Number of Conference Titles:	1 (1999)
Number of 20-Win Seasons (Last):	18 (2020)

ATHLETIC COMMUNICATIONS

Women's Basketball SID:	Corey Mueller cmueller@athletics.ucla.edu 310-749-2102 (c) 310-206-3402 (w)
Athletic Comm. Mailing Address:	P.O. Box 24044, Los Angeles, CA 90024-0044
Overnight Address:	J.D. Morgan Center, 325 Westwood Plaza, Los Angeles, CA 90095-1639
SID Office Fax:	310-825-8664
Press Box Phone:	310-206-9562
Athletic Website:	www.uclabruins.com
Athletic Twitter:	www.twitter.com/UCLAathletics
Athletic Instagram:	instagram.com/uclaathletics
Athletic Facebook:	www.facebook.com/uclaathletics
WBB Website:	www.uclawbb.com
WBB Twitter:	www.twitter.com/UCLAWBB
WBB Instagram:	instagram.com/uclawbb
WBB Facebook:	www.facebook.com/ UCLAWomensBasketball

COACHES AND STAFF

Head Coach:	Cori Close (UC Santa Barbara '93)
UCLA Record (Years):	233-123, .654 (11 years)
Overall Record (Years):	233-123, .654 (11 years)
Office Phone:	310-206-6350
Interviews:	Contact SID: Corey Mueller
Associate Head Coach:	Shannon LeBeauf (Iowa '98)
Assistant Coach:	Tasha Brown (St. Ambrose '97)
Assistant Coach:	Tony Newnan (UC Santa Barbara '92)
Dir. of Basketball Operations:	Pam Walker (UCLA '85)
Athletic Performance Coach:	Stuart Hart (St. Leo '98)
Athletic Trainer:	Alexa Blatt (Nova Southeastern '15)
Staff Associate:	Carlie Heuple ('18)
Sports Information Director:	Corey Mueller (Northwestern '18)

RADIO INFORMATION

Radio Station:	AM 1150 (select games)
Radio Stream:	ucla.leanplayer.com
Play-By-Play Announcer:	Dave Marcus davebp@aol.com

TEAM INFORMATION

2021-22 Overall Record:	18-13
Pac-12 Record:	8-8
Home Record:	10-4
Away Record:	6-5
Neutral Record:	2-4
Pac-12 Conference Finish:	7th
Pac-12 Conference Tourney Finish:	Lost to Oregon, 63-60, in second round.
Postseason Appearance:	Advanced to WNIT semifinals before losing 62-59 to South Dakota State.
Final National Ranking:	N/A
Starters Returning/Lost:	1/4
Letterwinners Returning/Lost:	7/7
Returning Redshirts:	5
Incoming Scholarship Freshmen:	5
Four-Year Transfers:	2
Junior College Transfers:	0
Walk-Ons:	0
Roster Breakdown (Fr./So./Jr./Sr./Gr.):	5/4/0/3/1
Incoming Recruiting Class Ranking:	1st - espnW's HoopGurlz

2022-23 UCLA WOMEN'S BASKETBALL QUICK FACTS, CONT.

Starters Returning (1):

Name	POS	HT	YR	PPG	RPG	APG	2021-22 NOTES
Charisma Osborne	G	5-9	Sr.	16.4	5.1	3.9	All-Pac-12 Team, All-Defensive Team Honorable Mention

Starters Lost (4):

Name	POS	HT	YR	PPG	RPG	APG	2021-22 NOTES
Natalie Chou Scholar of the Year Award winner	G	6-1	Gr.	9.5	2.4	2.2	Led the team in steals (49), Arthur Ashe Jr. Women's Basketball
Chantel Horvat	G	6-1	R-Sr.	5.4	4.6	0.9	Played in 29 of UCLA's 31 games
Jaelynn Penn	G	5-10	Gr.	10.5	4.6	1.8	Held highest free throw percentage (.941) on the team
Ilmar'i Thomas	F	5-10	Gr.	15.7	5.9	2.2	Named All-Pac 12, ranked fifth in the conference for scoring

Letterwinners Returning (7):

Name	POS	HT	YR	PPG	RPG	APG	2021-22 NOTES
Izzy Anstey return to the United States (Australian COVID-19 travel restrictions)	F	6-4	R-So.	2.8	4.0	.08	Returned to the Bruins after previously being disallowed to
Emily Bessoir Roll	F	6-4	R-So.				Did not play due to torn ACL, earned Pac-12 Academic Honor
Camryn Brown	G	5-11	Sr.	2.2	2.7	1.1	Missed part of season recovering from torn ACL
Angela Dugalic from preseason injury	F	6-4	R-So.	6.5	4.5	0.7	Played in the final 14 games of the season after recovering
Brynn Masikewich	F	6-3	Sr.	0.0	1.0	0.0	Appeared in two contests for the Bruins
Dominique Onu	G	5-9	R-So.	5.4	3.5	1.3	Saw action in 27 games (7 GS)
Charisma Osborne	G	5-9	Sr.	16.4	5.1	3.9	Second in Pac-12 scoring (16.4 ppg)

Letterwinners Lost (7):

Name	POS	HT	YR	PPG	RPG	APG	2021-22 NOTES
Natalie Chou high 30 games	G	6-1	Gr.	9.5	2.4	2.2	Only one of two Bruins to play in all 31 games, started team-
Chantel Horvat	G	6-1	R-Sr.	5.4	4.6	0.9	Named to Pac-12 Winter Academic Honor Roll
Kiara Jefferson	G	5-9	Sr.				Did not appear for the Bruins during the season
Kayla Owens (32)	G	6-1	R-Sr.	2.4	3.5	0.9	Made 16 starts, ranked third on the team in offensive boards
Jaelynn Penn matchups	G	5-10	Gr.	10.5	4.6	1.8	Played in 24 games (23 GS), scoring double figures in 14
Eliana Sigal	G	5-10	Sr.	0.0	0.0	0.0	Appeared in UCLA's Pac-12 Tournament win over USC
Ilmar'i Thomas	F	5-10	Gr.	15.7	5.9	2.2	Named All-Pac 12, ranked fifth in the conference for scoring

Redshirt Players Returning (2):

Name	POS	HT	YR	PPG	RPG	APG	2021-22 NOTES
Emily Bessoir	F	6-4	R-So.				Sat out 2021-22 season due to injury
Gina Conti	G	5-11	Gr.				Medically redshirted last season

NON-CONFERENCE SCHEDULE

DAY	DATE	OPPONENT	LOCATION	TV	TIME
Mon.	Nov. 7	Cal Poly	Pauley Pavilion	UCLA Livestream	5:30 p.m.
Thurs.	Nov. 10	UC Riverside	Pauley Pavilion	UCLA Livestream	11:30 a.m.
Sun.	Nov. 13	Troy	Pauley Pavilion	Pac-12 Networks	2 p.m.
Sat.	Nov. 19	South Dakota State ¹	Paradise Island, Bahamas	FloHoops	11:30 a.m.
Sun.	Nov. 20	Rutgers/Tennessee ¹	Paradise Island, Bahamas	FloHoops	TBD
Mon.	Nov. 21	TBD ¹	Paradise Island, Bahamas	TBD	TBD
Fri.	Nov. 25	Jackson State	Pauley Pavilion	UCLA Livestream	2 p.m.
Tues.	Nov. 29	South Carolina	Columbia, S.C.	SEC Network	4 p.m.
Sat.	Dec. 3	UC Santa Barbara	Santa Barbara, Calif.	UCLA Livestream	7 p.m.
Sat.	Dec. 10	Cal State Fullerton	Pauley Pavilion	Pac-12 Networks	6 p.m.
Sat.	Dec. 17	CSU Bakersfield	Pauley Pavilion	UCLA Livestream	2 p.m.
Tues.	Dec. 20	Fresno State	Pauley Pavilion	Pac-12 Los Angeles	7 p.m.

PAC-12 CONFERENCE SCHEDULE

DAY	DATE	OPPONENT	LOCATION	TV	TIME
Thurs.	Dec. 15	USC	Los Angeles, Calif.	Pac-12 Los Angeles	7 p.m.
Fri.	Dec. 30	Oregon	Eugene, Ore.	Pac-12 Oregon	6 p.m.
Sun.	Jan. 1	Oregon State	Corvallis, Ore.	Pac-12 Oregon	12 p.m.
Sun.	Jan. 8	USC	Pauley Pavilion	Pac-12 Networks	2 p.m.
Fri.	Jan. 13	Stanford	Pauley Pavilion	Pac-12 Networks	8 p.m.
Sun.	Jan. 15	California	Pauley Pavilion	Pac-12 Los Angeles	12 p.m.
Fri.	Jan. 20	Washington	Seattle, Wash.	Pac-12 Los Angeles	7 p.m.
Sun.	Jan. 22	Washington State	Pullman, Wash.	Pac-12 Los Angeles	12 p.m.
Fri.	Jan. 27	Colorado	Boulder, Colo.	Pac-12 Los Angeles	6 p.m.
Sun.	Jan. 29	Utah	Salt Lake City, Utah	Pac-12 Los Angeles	11 a.m.
Fri.	Feb. 3	Arizona	Pauley Pavilion	Pac-12 Los Angeles	8 p.m.
Sun.	Feb. 5	Arizona State	Pauley Pavilion	Pac-12 Los Angeles	12 p.m.
Fri.	Feb. 10	Oregon State	Pauley Pavilion	Pac-12 Networks	5 p.m.
Sun.	Feb. 12	Oregon	Pauley Pavilion	Pac-12 Los Angeles	12 p.m.
Fri.	Feb. 17	California	Berkeley, Calif.	Pac-12 Bay Area	6 p.m.
Mon.	Feb. 20	Stanford	Stanford, Calif.	ESPN2	6 p.m.
Thurs.	Feb. 23	Washington State	Pauley Pavilion	Pac-12 Los Angeles	6 p.m.
Sat.	Feb. 25	Washington	Pauley Pavilion	Pac-12 Los Angeles	12 p.m.

POSTSEASON SCHEDULE

DAY	DATE	EVENT	SITE	TV	TIME
Wed. - Sun.	March 1-5	Pac-12 Tournament ²	Las Vegas, Nev.	Pac-12 Networks	TBD
Wed. - Thurs.	March 15-16	NCAA First Four	TBD		TBD
Fri. - Sat.	March 17-18	NCAA First Round	TBD		TBD
Sun. - Mon.	March 19-20	NCAA Second Round	TBD		TBD
Fri. - Sat.	March 24-25	NCAA Sweet 16	Greenville, S.C. OR Seattle, Wash.		TBD
Sun. - Mon.	March 26-27	NCAA Elite 8	Greenville, S.C. OR Seattle, Wash.		TBD
Fri.	March 31	NCAA Final 4	Dallas, Texas		TBD
Sun.	April 2	National Championship	Dallas, Texas		TBD

Game times are Pacific unless otherwise noted.

1. Battle 4 Atlantis -- Paradise Island, Bahamas (Imperial Arena)
2. Pac-12 Tournament -- Las Vegas, Nev. (Michelob ULTRA Arena)

2022-23 UCLA WOMEN'S BASKETBALL ROSTERS

NUMERICAL ROSTER

No.	Name	Pos.	Ht.	Yr.	Hometown (High School/Previous School)
1	Kiki Rice	G	5-11	Fr.	Bethesda, Md. (Sidwell Friends School)
2	Dominique Onu	G	5-9	R-Fr.	Jacksonville, Fla. (Blair Academy -- NJ)
3	Londynn Jones	G	5-4	Fr.	Riverside, Calif. (Centennial)
5	Brynn Masikewich	F	6-3	Jr.	Calgary, Alberta (Lincoln Prep)
10	Gina Conti	G	5-10	Gr.	Grove City, Ohio (Grove City/Wake Forest)
11	Emily Bessoir	F	6-4	R-Fr.	Munich, Germany (Wilhelm-Hausenstein Gymnasium)
20	Charisma Osborne	G	5-9	Jr.	Moreno Valley, Calif. (Windward School)
21	Lina Sontag	F	6-3	Fr.	Kleinmachnow, Germany (Schadow Gymnasium)
22	Christeen Iwuala	F	6-2	Fr.	San Antonio, Texas (Ronald Reagan)
23	Gabriela Jaquez	F	5-11	Fr.	Camarillo, Calif. (Camarillo)
32	Angela Dugalic	F	6-4	So.	Des Plaines, Ill. (Maine West/Oregon)
35	Camryn Brown	G	5-11	Jr.	Lewisville, Texas (Prestonwood Christian Academy)
43	Izzy Anstey	F	6-4	So.	Melbourne, Victoria, Australia (Caulfield Grammar School)

ALPHABETICAL ROSTER

No.	Name	Pos.	Ht.	Yr.	Hometown (High School/Previous School)
43	Izzy Anstey	F	6-4	So.	Melbourne, Victoria, Australia (Caulfield Grammar School)
11	Emily Bessoir	F	6-4	R-Fr.	Munich, Germany (Wilhelm-Hausenstein Gymnasium)
35	Camryn Brown	G	5-11	Jr.	Lewisville, Texas (Prestonwood Christian Academy)
10	Gina Conti	G	5-10	Gr.	Grove City, Ohio (Grove City/Wake Forest)
32	Angela Dugalic	F	6-4	So.	Des Plaines, Ill. (Maine West/Oregon)
22	Christeen Iwuala	F	6-2	Fr.	San Antonio, Texas (Ronald Reagan)
23	Gabriela Jaquez	F	5-11	Fr.	Camarillo, Calif. (Camarillo)
3	Londynn Jones	G	5-4	Fr.	Riverside, Calif. (Centennial)
5	Brynn Masikewich	F	6-3	Jr.	Calgary, Alberta (Lincoln Prep)
2	Dominique Onu	G	5-9	R-Fr.	Jacksonville, Fla. (Blair Academy -- NJ)
20	Charisma Osborne	G	5-9	Jr.	Moreno Valley, Calif. (Windward School)
1	Kiki Rice	G	5-11	Fr.	Bethesda, Md. (Sidwell Friends School)
21	Lina Sontag	F	6-3	Fr.	Kleinmachnow, Germany (Schadow Gymnasium)

COACHING STAFF

Cori Close	Head Coach, 12th season	UC Santa Barbara '93
Shannon Perry-LeBeauf	Associate Head Coach, 12th season	Iowa '98
Tasha Brown	Assistant Coach, 5th season	St. Ambrose '97
Tony Newnan	Assistant Coach, 12th season	UC Santa Barbara '92

SUPPORT STAFF


Pam Walker	Director of Operations	UCLA '85
Stuart Hart	Athletic Performance Coach	St. Leo University '98
Alexa Blatt	Athletic Trainer	Nova Southeastern '15
Carlie Heuple	Staff Associate	UCLA '18
Corey Mueller	Sports Information Director	Northwestern '18

PRONUNCIATION GUIDE

Izzy Anstey (an-STAY)
Emily Bessoir (BESS-wahr)
Gina Conti (CON-tee)
Angela Dugalic (DOO-guh-lich)
Christeen Iwuala (eye-WALL-uh)
Gabriela Jaquez (HAWK-ez)
Brynn Masikewich (BRIN MASK-uh-which)
Dominique Onu (oh-NEW)
Lina Sontag (SON-taak)

UCLA WBB ON SOCIAL MEDIA

Twitter: @uclawbb
Instagram: @uclawbb
Facebook: www.facebook.com/UCLAWomensBasketball



43 **IZZY ANSTEY**

6-4 / Redshirt Sophomore
Forward
Melbourne, Victoria, Australia
Caulfield Grammar School

2021-22

Played in 27 of 31 games and made three starts ... Averaged 2.8 points and 4.0 rebounds per game ... Led the team with 20 blocked shots ... Scored a career-best eight points at Oregon State on Jan. 30 ... Grabbed a career-high 13 rebounds, including four on the offensive glass, in her second career start at Colorado on Jan. 9 ... Grabbed six boards, scored five points and had two blocked shots against Utah on Feb. 20 ... Led the Bruins with nine rebounds in the win at USC on Jan. 23, adding a then-season-high six points ... Pulled down nine rebounds and added a season-high four assists against CSUN on Nov. 18 ... Earned her first-career postseason start in the Bruins' win over UC Irvine in the first round of the WNIT on Mar. 18. **HONORS:** Earned honorable mention Pac-12 All-Freshman honors.

2020-21

Was not able to join the team in 2020-21 due to COVID-19 travel restrictions.



HIGH SCHOOL/CLUB

Attended Caulfield Grammar School ... Played on the Australia World Cup Team with the U-17, U-18, and U-19 squads ... Averaged 9.7 points, 8.1 rebounds, and 1.7 assists in her most recent World Cup appearance.

PERSONAL

Parents are Linley Frame and Chris Anstey ... Linley was an elite swimmer and represented Australia at the 1992 Olympics in Barcelona ... Chris enjoyed a 14-year career in professional basketball, including stints with the Dallas Mavericks (1997-99) and Chicago Bulls (1999-2000) ... Has two younger brothers, Ethan and Hunter ... Loves all types of art and enjoys spending time with her friends and people she loves ... Lists playing the U-19 World Cup Grand Final against the United States as her greatest athletic thrill.


WHY UCLA

"The Overall package is offered at UCLA. You get the best of the best on the court, in the classroom, and in every other aspect that will grow you as a person over your college career."



ANSTEY, Izzy

		Field Goals		3-Point		F-Throws		Rebounds				Scoring								
SEASON	TEAM	GP-GS	MIN/AVG	FG-FGA	FG%	3FG-3FGA	3FG%	FT-FTA	FT%	OFF	DEF	TOT	AVG	PF-FO	A	TO	BLK	STL	PTS	AVG
2021-22	UCLA	27-3	400/14.8	33-95	.347	1-1	1.000	9-21	.429	28	80	108	4.0	66-3	21	36	20	14	76	2.8
TOTAL		27-3	400/14.8	33-95	.347	1-1	1.000	9-21	.429	28	80	108	4.0	66-3	21	36	20	14	76	2.8



11 EMILY
BESSOIR

6-4 / Redshirt Sophomore
Forward
Munich, Germany
Wilhelm-Hausenstein Gymnasium

2021-22

Missed the 2021-22 season due to a torn ACL.

2020-21

Played in 22 of the Bruins' 23 games this season, making two starts in her freshman campaign ... Averaged 7.5 points per game and notched seven 10+ point performances on the year ... Also grabbed 5.2 rebounds per contest ... Scored seven points against Cal State Fullerton in her UCLA debut (Nov. 27) ... Put up 15 points and six rebounds in the team's win over UCSB on Dec. 9 ... Also snagged a career-high four steals against the Gauchos ... Tied a career-high with 15 points against Stanford (Dec. 21) ... Recorded 11 points and a career-high nine rebounds in the Bruins' victory over then-No. 5 Stanford (Jan. 22) ... Scored in each of UCLA's five postseason games, including an 11-point performance against Texas in the NCAA Tournament Second Round (Mar. 24) ... **HONORS:** Pac-12 All-Freshman designation.

HIGH SCHOOL/CLUB

Played for Wilhelm-Haustenstein-Gymnasium since 2013 ... Also on club team TS Jahn Muenchen ... Averaged 18 points, 12 rebounds, two assists, two steals, and two blocks per contest during the 2019-20 club season ... German U-18 national champion in 2018 and two-time final four MVP (2017, 2018) ... Named the MVP of her U-18 club season (2017) ... Two-time first-team all-league selection (2018, 2019) ... Played at the 2019 World Championships as a member of the U-19 German team ... Helped the U-18 German squad win the European Championships in 2018 ... Has been a member of the German National Team since 2016 ... Three-time invitee to Basketball Without Borders.

PERSONAL

Goes by "Em" or "Emmy" ... Born to parents William and Gisela ... Has one brother, Billy ... Admires WNBA superstar Elena Delle Donne ... Thinks winning the European Championship with the German National Team was her greatest athletic thrill ... Enjoys arts & crafts, tennis, being active outside, meeting friends, reading, and traveling ... Can speak four different languages ... Can do a full split ... Her grandfather won two national championships as a men's basketball coach at Division III University of Scranton ... Her father, William, was a three-time All-America at Scranton and played professionally in Europe.

WHY UCLA

Decided to attend UCLA because, "I felt I had the best opportunities to develop on and off the court. The coaching staff is unique in their mindset and approach towards growing as an athlete and a woman."



BESSOIR, Emily

		Field Goals		3-Point		F-Throws		Rebounds				Scoring								
SEASON	TEAM	GP-GS	MIN/AVG	FG-FGA	FG%	3FG-3FGA	3FG%	FT-FTA	FT%	OFF	DEF	TOT	AVG	PF-FO	A	TO	BLK	STL	PTS	AVG
2020-21	UCLA	22-2	454/20.6	61-150	.407	20-68	.294	22-45	.489	44	71	115	5.2	55-1	22	27	16	22	164	7.5
TOTAL		22-2	454/20.6	61-150	.407	20-68	.294	22-45	.489	44	71	115	5.2	55-1	22	27	16	22	164	7.5



35 CAMRYN
BROWN

5-11 / Senior
Guard
Lewisville, Texas
Prestonwood Christian Academy

2021-22

Made her season debut on Jan. 30 after recovering from a torn ACL in 2021 and played in each of the last 17 games of the season ... Averaged 2.2 points and 2.6 rebounds per game ... Starter in six games, including the first three rounds of the WNIT ... Grabbed a season-high eight rebounds and scored four points in the WNIT first round win over UC Irvine on Mar. 18 ... Recorded a season-high five rebounds and had three points, a block and a steal at Arizona State on Feb. 26 ... Made her first start of the season and just her second career start against California on Feb. 6, totaling six points and three rebounds in 16 minutes of play ... Scored six points in 14 minutes against Stanford on Feb. 3. **HONORS:** Pac-12 Academic Honor Roll.

2020-21

Played in 12 games as a true sophomore ... Was limited due to injuries ... Averaged 2.0 points and 3.9 rebounds ... Scored six points and grabbed seven rebounds in UCLA's season-opening win over Cal State Fullerton (Nov. 27) ... Scored two points and grabbed six rebounds in victories over USC (Dec. 13) and Cal (Dec. 19) ... Secured five rebounds in the team's convincing victory over Oregon on Feb. 19.



2019-20

Played in 24 games as a true freshman, notching one start ... Averaged 8.3 minutes a game and shot 59.3 percent (16-27 FG) from the floor (Made her UCLA debut and scored her first collegiate points against Northern Colorado (Nov. 22) ... Recorded a career-high eight rebounds, including a pair of offensive boards, in the team's win at CSUN (Dec. 7) ... Made her first-career start on the road at Washington (Feb. 23) ... Scored a career-high eight points and added three boards in the victory over Colorado (Feb. 28).

HIGH SCHOOL/CLUB

Played basketball and competed in track & field at Prestonwood Christian Academy (Lewisville, Texas) ... Part of UCLA's top-10 recruiting class that was ranked third by BlueStar Report and ninth according to both espnW's HoopGurlz rankings and Prospects Nation ... Recognized as a four-star recruit by Prospects Nation and the 22nd-best shooting guard in the 2019 class ... First-Team All-State selection as a sophomore after averaging 13.1 points and 3.5 assists in the regular season to help Prestonwood Christian reach the state semifinals ... Two-time (2015-16, 2016-17) TAPPS Defensive Player of the Year ... Also named to the TAPPS All-State Tournament Team both of those seasons ... TAPPS All-District and All-State in 2017 ... Brown also competed on the track & field team, winning the 4x100m relay at the state meet in 2016 and taking second in both the 400m (56.38) and 200m (25.36) ... Played club for Cy Fair EYBL.

PERSONAL

Born in Dallas, Texas, to Brette Sellers and Lance Brown ... Has an older brother, Evan, and two sisters, Eden and Kori ... Describes her greatest athletic achievements to date as playing in Nike Nationals with Cy Fair EYBL and reaching the state championship two years in a row ... Admires Kobe Bryant, Allyson Felix and Candace Parker ... Favorite hobbies include cooking, traveling, movies and music ... Describes herself as a "huge movie geek" with love for all movies, from sci-fi to romantic comedies ... Chose UCLA for the family aspect, saying "everyone, from the coaches, to the girls, and the staff, I met made me feel like I was already part of the family" ... Economics major ... Aspires to be an entrepreneur.



BROWN, Camryn

				Field Goals		3-Point		F-Throws		Rebounds				Scoring						
SEASON	TEAM	GP-GS	MIN/AVG	FG-FGA	FG%	3FG-3FGA	3FG%	FT-FTA	FT%	OFF	DEF	TOT	AVG	PF-FO	A	TO	BLK	STL	PTS	AVG
2019-20	UCLA	24-1	200/8.3	16-27	.593	0-0	.000	2-7	.286	16	22	38	1.6	32-0	10	10	4	8	34	1.4
2020-21	UCLA	12-0	219/18.3	10-28	.357	0-2	.000	4-9	.444	26	21	47	3.9	26-1	7	6	2	12	24	2.0
2021-22	UCLA	17-6	285/16.8	17-39	.436	0-0	.000	3-5	.600	20	25	45	2.6	36-0	18	9	8	9	37	2.2
TOTAL		53-7	704/13.3	43-94	.457	0-2	.000	9-21	.429	62	68	130	2.5	94-1	35	25	14	29	95	1.8



10 GINA CONTI

5-10 / Graduate Student
Guard
Grove City, Ohio
Grove City HS / Wake Forest

2021-22
Missed entire season due to injury.

Career at Wake Forest (2017-21)

2020-21
Started in all 24 contests as a senior ... Was named to the All-ACC Second Team ... Achieved a double-double with 13 points and 12 assists versus North Carolina in the ACC Tournament ... Led the team in scoring in the opener versus Arkansas with 23 points ... Had 16 points and a team-high three assists in a 57-54 win over North Carolina ... Put up a career-best 29 points and eight made three-pointers at Notre Dame ... Was named ACC player of the week on January 18th after averaging 23.5 points on 60% shooting from the field and 62.5% from three point range against Virginia Tech and Notre Dame ... Had a team-high 13 points and two assists versus No. 1 Louisville ... Recorded 14 combined assists in two straight games against Florida State and Clemson, dishing out a season best nine dimes against the Tigers ... Led the team in points and assists versus Syracuse with 25 and six, on 8-of-12 shooting from the field ... Helped Wake to a senior night victory against Pittsburgh with 18 points and eight rebounds ... Stuffed the stat sheet on the road against Miami with 11 points, seven assists, and eight rebounds.

2019-20
Started all 32 games, averaging 10.0 points and 33.2 minutes per game...Notched a career-best 148 total assists as a junior, tying for fourth in single-season Wake history... Totaled five or more assists in 17 games and at least one steal in 22 games...Recorded two or more steals in 13 games...Led the team in assists per game (4.6 ast/g) and steals per game (1.3 stl/g)...Netted a career-high 25 points on 7-of-12 shooting at St. John's (NY) (11/22) while also going a career-best 10-of-10 from the free throw line... Tallied a season-high nine assists in a victory over Clemson (1/9) while having just one turnover... Knocked down a career-high four three pointers en route to 21 points in a win over Georgia Tech (1/5)... Hit a trio of three pointers en route to 21 points in a victory over Virginia (1/16)... Drilled the game-winning jumper with :02 left at Duke (1/2), leading to a 60-58 victory. It was the Demon Deacons first win in Cameron Indoor since Jan. 25, 1993... Knocked down a game-tying three pointer against North Carolina (2/23) with :03 left in the game. Wake went on to win in overtime... Went perfect from the field against East Carolina (11/30), going 6-for-6 from the field, 3-for-3 from three-point range and 4-for-4 from the free throw line.

2018-19
Started all 30 games, averaging 9.1 points and a team high 36.3 minutes per game... Led the team in steals (44) and assists (147)... Set a career-high with six steals vs. Miami (1/6)... Finished the season with a career-high 20 points, along with four assists, two steals and two rebounds vs. Pitt (2/28)... Had 12 double-digit scoring games... Finished fourth in the ACC with 4.9 steals per game... Top 15 in the ACC in assist to turnover ratio... Led the ACC in minutes played, averaging 36.3 per game... Season-best 20 points vs. Pittsburgh (2/28).

2017-18
Played in all 30 games, including 11 starts ... Averaged 3.2 points per game in 18.6 minutes per game ... Tallied season-best 19 points in 21 minutes off the bench at Richmond (Nov. 15) ... Hit career-high three three-pointers against the Spiders ... Made first career

start against Minnesota (Nov. 25), scoring six points ... Dished out season-high 10 assists against Virginia Tech (Feb. 15), which marked the first 10-assist game for a Wake Forest player since Asia Williams in 2013.

HIGH SCHOOL

A four-year member of the basketball team at Grove City High School, was named Ohio Capital Conference Player of the Year last year as a junior while being named First Team All-OCC, First Team All-District, Second Team All-State and First Team All-Metro by the Columbus Dispatch .. Also as a junior led the team in assists, steals and rebounds to go with a team-high 17.3 points per game ... As a sophomore, was named First Team All-OCC and Honorable Mention All-District while being ranked the No. 1 player in the state of Ohio by Ohio Girls Basketball Report ... Was also the team's top scorer with 12.3 points per game and top rebounder with 9 boards per contest and earned the team's Best Offensive Player award ... In her first season as a freshman, was named a Special Mention All-OCC while earning Honorable Mention All-District while leading the team in rebounds, assists and steals ... Checks in as the No. 83 player in the nation, according to Blue Star Basketball ... Ranked No. 97 nationally as a four-star recruit by Prospect Nation and the No. 22 guard in the country.


PERSONAL

Full name is Gina Marie Conti ... Born on July 17, 1999 ... Daughter of Linda and Tony Conti ... Has two older sisters, Ellen and Anna ... Also ran track for two years and played volleyball for four years in high school, earning multiple All-Conference honors as a volleyball player ... Played AAU basketball for the Capital City Comets and won seven tournament, including the 2015 Ohio AAU State Championship ... Serves as class Vice President all four years of high school while also being a member of Student Council and FCA ... Was a four-year recipient of the Success Through Academic Recognition (STAR) award ... Father, Tony, played football at Ball State from 1979-83 ... Sister, Ellen, played volleyball at Tennessee Tech from 2011-14 ... Sister, Anna, played volleyball at Kutztown from 2013-16 ... Uncle, Charles Mulfinger, played baseball at Stetson from 1976-80.



CONTI, Gina

SEASON	TEAM	GP-GS	MIN/AVG	Field Goals		3-Point		F-Throws		Rebounds				Scoring							
				FG-FGA	FG%	3FG-3FGA	3FG%	FT-FTA	FT%	OFF	DEF	TOT	AVG	PF-FO	A	TO	BLK	STL	PTS	AVG	
2017-18	WF	31-11	577/18.6	41-132	.311	8-34	.235	10-22	.455	7	48	55	1.8	43-1	84	56	7	16	100	3.2	
2018-19	WF	30-30	1087/36.2	98-296	.331	23-88	.261	53-82	.646	8	73	81	2.7	59-0	147	113	3	44	272	9.1	
2019-20	WF	32-31	1062/33.2	109-306	.356	31-90	.344	70-97	.722	16	71	87	2.7	75-2	148	104	5	42	319	10.0	
2020-21	WF	25-25	882/35.3	111-274	.405	35-99	.354	89-106	.840	15	80	95	3.8	46-0	115	71	8	44	346	13.8	
TOTAL FOR UCLA		0-0	0/0.0	0-0	.000	0-0	.000	0-0	.000	0	0	0	0.0	0-0	0	0	0	0	0	0	0.0
TOTAL		118-97	3608/30.6	359-1008	.356	97-311	.312	222-307	.723	46	272	318	2.7	223-3	494	344	23	146	1037	8.8	



32 ANGELA DUGALIC

6-4 / Redshirt Sophomore
Forward
Des Plaines, Ill.
Maine West HS / Oregon

2022-23

Will miss the entire season due to a torn ACL.

2021-22

Made her season debut on Feb. 11 at Washington State after recovering from a preseason injury ... Played in the last 14 games of the season averaging 6.5 points per game ... Put up a season high of five field goals and was perfect from the three-point line against USC (Mar. 02) ... Claimed another season high at home against USC with 12 rebounds, eight defensive and four offensive ... Went 3-3 in free throws in the home matchup against Utah (Feb. 20) ... Shot for a season high 0.667 in the first round of the WNIT against UC Irvine (Mar. 18) ... Played a season high of 27 minutes against Oregon State in the WNIT matchup (Mar. 27) ... Improved her rebounds per game from 4.0 to 4.5 from the 2020-21 season to the 2021-22 season.

Career at Oregon (2020-21)

2020-21

Appeared in all 24 games for the Ducks as a true freshman, making one start ... Averaged 3.4 points and 4.0 rebounds per game while shooting 42.4 percent (36-of-85) from the floor ... Two double-figure scoring performances and 10 games with five or more rebounds, including a trio of nine-rebound showings ... Four points in collegiate debut vs. Seattle U on Nov. 28 ... Nearly had the first double-double of her career with nine points and nine rebounds on Dec. 6 vs. Utah ... Grabbed nine rebounds vs. USC on Jan. 1 ... Once again came just one rebound shy of a double-double on Jan. 3 vs. No. 11 UCLA, going 6-of-10 from the floor for a season-high 13 points while pulling down nine boards ... Impressed in first career start on Jan. 24 vs. Washington, scoring 12 points on 5-of-7 shooting while grabbing eight rebounds (four offensive) ... Played 11 minutes in the Pac-12 Tournament quarterfinals vs. Oregon State (March 4) before seeing limited action in Oregon's three NCAA Tournament games.

High School

One of five five-star freshmen to join the Ducks ahead of the 2020-21 season, giving Oregon the nation's undisputed top-ranked recruiting class ... The nation's No. 22 ranked recruit in the class of 2020 according to the final espnW top-100 rankings, and a consensus top-50 recruit by Blue Star, Prospect Nation and ASGR ... A McDonald's all-American and Jordan Brand Classic selection as a senior, as well as the 2020 Illinois Gatorade State player of the year and 2020 Illinois Miss Basketball ... Led Maine West High School to a 30-4 record and the Super-Sectional round of the Class 4A state tournament, averaging a double-double with 20.6 points and 10.3 rebounds per game to go along with 2.7 assists, 2.7 steals and 1.7 blocks per game ... A first-team Illinois all-state selection in 2019 after leading Maine West to an undefeated 35-0 record and the 2019 Illinois 4-A State Championship ... Averaged 13.2 points, 8.7 rebounds, 2.3 assists and 2.7 steals as a junior ... Maintained a solid 3.4 GPA in the classroom while

excelling on the basketball court.

Personal

An aspiring artist, she created and designed T-shirts and artwork for Maine West athletic teams ... Also volunteered locally with the Feed My Starving Children and Operation Christmas Child foundations.



DUGALIĆ, Angela

SEASON	TEAM	GP-GS	MIN/AVG	Field Goals		3-Point		F-Throws		Rebounds				Scoring						
				FG-FGA	FG%	3FG-3FGA	3FG%	FT-FTA	FT%	OFF	DEF	TOT	AVG	PF-FO	A	TO	BLK	STL	PTS	AVG
2020-21	Oregon	24-1	295/12.3	36-85	.424	5-21	.238	5-6	.833	22	75	97	4.0	20-0	17	20	7	7	82	3.4
2021-22	UCLA	14-0	239/17.0	39-84	.464	4-12	.333	9-21	.429	19	44	63	4.5	38-3	10	25	8	13	91	6.5
TOTAL FOR UCLA		14-0	239/17.0	39-84	.464	4-12	.333	9-21	.429	19	44	63	4.5	38-3	10	25	8	13	91	6.5
TOTAL		38-1	534/14.0	75-169	.444	9-33	.273	14-27	.519	41	119	160	4.2	58-3	27	45	15	20	173	4.6



22 CHRISTEEN
IWUALA

6-2 / Freshman
Forward
San Antonio, Texas
Ronald Reagan HS

HIGH SCHOOL

Graduated from Midway High School in 2022 after attending Ronald Reagan High School from 2018-2021... Four-year letter earner in basketball, also competed on the track & field team from 2018-2021... Ranked 49th in ESPNW's HoopGuriz recruiting rankings, part of UCLA's top-ranked recruiting class... Earned Texas Girl's Coaches Association All-State honors in 2020... Played club ball with SA Finest... Won the Adidas Nationals Championships with her club team, putting up 18 points, seven rebounds and two steals for an MVP performance in the final game.

PERSONAL

Born in Amarillo, Texas, to Jude and Rebeccah Iwuala... Has an older brother, Manny, and an older sister, Olivia, and one younger brother, Gabriel... Some of her favorite hobbies include cooking and watching anime... Describes winning the Adidas Nationals as her greatest athletic thrill to date, saying "it was awesome winning with my entire club team right there with me" ... Lists her parents as the people she admires most... Chose UCLA because she "wanted to be part of building a legacy that hasn't been done before" ... Undeclared major.





23 GABRIELA
JAQUEZ

5-11 / Freshman
Forward
Camarillo, Calif.
Camarillo HS

HIGH SCHOOL

Played high school ball for Adolfo Camarillo... Averaged 24.2 ppg, 13.2 rpg, 3.5 steals and 2.1 assists over her career... Put up an impressive 34.2 points per game, 15.7 rebounds, 4.7 steals and 2.6 assists during her senior year... Named the Ventura County Sports Hall of Fame female athlete of the year for the 2021-22 school year... Earned All-CIF Division 1 honors her senior year... Named MVP of the 2021-22 Coastal Canyon League and First Team All-Coastal Canyon League... Named to the 2022 McDonald's All-American Girls' Team... Shared co-MVP honors of the McDonald's All-American game with teammate Kiki Rice... Played in the 2022 Jordan Brand Classic with Rice and Londynn Jones... Ranked the 19th-best player in espnW's HoopGurlz rankings, earning five stars in the class of 2022... Part of UCLA's No. 1-ranked recruiting class... Played club for Troop West and Cal Stars... Won the Nike Girls EYBL National Championship in 2021 with Cal Stars... Named MVP of EYBL Nike Nationals after averaging 21.3 ppg, 9.9 rpg and 1 spg in a 6-0 run in the championship tournament.

PERSONAL

Born in Irvine, Calif., to Angela and Jaime Jaquez... Both parents played basketball at Concordia University... Older brother, Jaime, plays basketball for UCLA... Has a younger brother, Marcos... Chose to become a Bruin because "I wanted to attend UCLA since I was a kid. I really wanted to go to a school where I could get the best education. I knew I wanted to be close to home so that my family could come watch my games too"... Lists Kobe Bryant as a famous athlete she most admires... Describes her greatest

athletic achievement as playing in the Nike Nationals championship game, saying, "it was so fun when our team rushed the court and cheered when we won"... Wants to play in the WNBA after her college career is complete... Always has to take a nap before games... Off the court, she enjoys heading to the beach and hanging out with her friends... Undeclared major.





3 LONDYNN JONES

6-1 / Freshman
Guard
Riverside, Calif.
Centennial

HIGH SCHOOL

Graduated from Centennial High School... Earned four varsity letters... Scored 2,713 points in her high school career... Won the 2019 Wooden Award Girls' High School Player of the Year for CIFSS Division III after leading Santiago to a state title... Named the team MVP all four years... Received 2022 WBCA High School Coaches' All-America honorable mention... Placed second overall in the He Gets Us 3-Point Championship at the American Family Insurance 2022 High School Slam Dunk & 3-Point Championships... Ranked the 22nd-best player in her class by espnW's HoopGuriz rankings, part of UCLA's No. 1-ranked recruiting class... Played in the 2022 Jordan Brand Classic with Bruin teammates Gabriela Jaquez and Kiki Rice... Played club ball for Cal Sparks... Led the Sparks Gold U17 team in scoring and three-point shooting percentage all four years on the team...

USA BASKETBALL

Member of the 2022 USA Basketball Women's U18 National Team... Averaged 7.2 points, 2.8 rebounds, 2 steals and a team-high 3.8 assists in 26.5 minutes per game... Helped Team USA go 6-0 at the 2022 FIBA Americas Championship, putting up 15 points, five rebounds and five steals in the finals to secure her second gold medal... Part of the 2019 U16 USA Basketball Women's National Team... Averaged 11.5 points and 3.2 rebounds en route to a 6-0 record and a gold medal.

PERSONAL

Born in Loma Linda, Calif., daughter of Tony and Alesia Jones... Has two older sisters, Paris and Dalis, who both played Division I college basketball... Lists Kyrie Irving, Isaiah Thomas, Kobe Bryant and Allen Iverson as the professional athletes she most

looks up to... Describes her greatest athletic achievement to date as winning two gold medals with Team USA... Chose UCLA because it "has always been my dream school. The amazing coaching staff and my strong relationship with Cori Close played a major role in my commitment to this program" ... Favorite hobbies include spending time with family, going to the beach, and watching movies ... Can apply eyelashes at a professional level... After graduation, she wants to play professional basketball and own a business... Business major.





5 **BRYNN MASIKEWICH**

6-3 / Senior
Forward
Calgary, Alberta, Canada
Lincoln Prep

2021-22

After battling injury, made her return to the court against Arizona (Jan. 26) ... Saw time in the regular season match up at Oregon State (Jan. 30) before being sidelined the rest of the season due on ongoing injury.

2020-21

Did not play in 2020-21 season due to injury.

2019-20

Played in seven games in her true freshman season with the Bruins ... Made her UCLA debut on the road against Indiana (Dec. 12) ... Scored her first collegiate points with a basket against USC (Dec. 29) ... Grabbed two rebounds in back-to-back games (Jan. 10 at Utah, Jan. 17 at USC) ... Notched a career-high four points at Arizona, hitting four free throws (Jan. 31).

HIGH SCHOOL/CLUB

Listed as a four-star recruit from Lincoln Prep (Alberta, Canada) ... Part of UCLA's top-10 recruiting class that was ranked third by BlueStar Report and ninth according to both espnW's HoopGurlz rankings and Prospects Nation ... Listed as the 13th-best forward according to espnW's HoopGurlz rankings ... During her junior season, averaged 19.9 points, 12.6 rebounds, 2.4 assists, 1.8 steals and 1.1 blocks per game en route to leading her team to the Ontario Scholastic Basketball Association (OSBA) championship ... Tallied averages of 14.3 points, 9.3 boards, 2.3 assists and 1.7 steals as a senior ... Two-time OSBA First Team All-Star (2018, 2019) ... Two-time participant in the BioSteel All-Canadian game (2018, 2019), an annual all-star game featuring some of the best high school basketball players in Canada ... Garnered BioSteel All-Canadian MVP honors as a senior.

CANADIAN NATIONAL TEAM

Most recently competed for the Junior Canada National U19 World Cup Team at the FIBA U19 Women's Basketball World Cup in Thailand ... Helped Canada finish sixth overall, as she averaged 7.1 points and 6.3 boards, shooting 47.5 percent from the field and 42.9 percent from 3-point range ... Also competed for the Cadette Canadian National Team in 2017 and Cadette Canadian National World Cup Team in 2018.

PERSONAL

Born in Calgary in Alberta, Canada, to Shantal and Brian Masikewich ... Has one sister named Summer ... Describes her greatest athletic achievements to date as being named the 2019 BioSteel All-Canadian MVP and representing the Canadian National Team for three years ... Favorite hobbies include artwork, going on adventures, hanging out with friends and going camping with her family ... Lists Breanna Stewart as a famous athlete she admires ... Once had two pieces of artwork selected to represent Calgary for the school district ... Chose UCLA because it "felt like home," stating "from the moment I stepped on campus, I knew I wanted to be a Bruin. As a person who tends to weigh all the pros and cons of every decision, this was the first time I didn't need a list"



MASIKEWICH, Brynn

		Field Goals		3-Point		F-Throws		Rebounds				Scoring								
SEASON	TEAM	GP-GS	MIN/AVG	FG-FGA	FG%	3FG-3FGA	3FG%	FT-FTA	FT%	OFF	DEF	TOT	AVG	PF	FO A	TO	BLK	STL	PTS	AVG
2019-20	UCLA	7-0	23/3.3	1-5	.200	0-3	.000	4-6	.667	2	4	6	0.9	2-0	0	0	0	0	6	0.9
2021-22	UCLA	2-0	8/4.1	0-5	.000	0-3	.000	0-0	.000	1	1	2	1.0	2-0	0	0	0	1	0	0.0
TOTAL		9-0	32/3.5	1-10	.100	0-6	.000	4-6	.667	3	5	8	0.9	4-0	0	0	0	1	6	0.7



2 DOMINIQUE
ONU

5-9 / Redshirt Sophomore
Guard
Jacksonville, Fla.
Blair Academy (NJ)

2021-22

Saw action in 27 games making seven starts ... Shot for .413 from the field averaging 5.4 points per games ... Put up a season high of 16 points at Oregon (Feb. 16) ... Claimed 10 rebounds, nine points, five assists, and was a part of the starting lineup against Arizona (Jan. 26) ... Had a pair of steals in three games and totaled 19 steals over the course of the season.

2020-21

Appeared in 16 games this past season after enrolling early ... Played her true freshman season at UCLA in what should have been her senior year of high school ... Made her UCLA debut in the team's road victory against Oregon, logging seven minutes and converting her first collegiate basket (Jan. 3) ... Scored eight points and grabbed a pair of rebounds against Utah the following week (Jan. 10) ... Put up eight points on 4-for-7 shooting in UCLA's road victory over Washington on Feb. 7 ... Scored a career-high nine points in the Bruins' blowout victory over USC (Feb. 26) ... Converted a transition layup to give Charisma Osborne her 10th assist and a triple-double for the game ... Played 19 minutes in the Bruins' NCAA Tournament First Round win over Wyoming (Mar. 22).

HIGH SCHOOL

Ranked 26th on ESPN's 2021 HoopGurlz Recruiting Rankings ... Becomes the third top-30 recruit to sign with UCLA over the last three years ... Played at Blair Academy (NJ) ... Helped lead the Buccaneers to an NJISAA State title in 2020 ... As a junior, put up 15.8 points per game in Blair's 26-5 campaign ... Notched double-digit scoring performances in 26 games, including a season-high 30 points in the team's win over Lincoln Prep (Canada) on Dec. 21.



ONU, Dominique

SEASON	TEAM	GP-GS	MIN/AVG	Field Goals		3-Point		F-Throws		Rebounds				Scoring						
				FG-FGA	FG%	3FG-3FGA	3FG%	FT-FTA	FT%	OFF	DEF	TOT	AVG	PF-FO	A	TO	BLK	STL	PTS	AVG
2020-21	UCLA	16-0	157/9.8	13-30	.433	2-8	.250	8-17	.471	8	14	22	1.4	17-0	4	10	0	6	36	2.3
2021-22	UCLA	27-7	532/19.7	52-126	.413	16-41	.390	26-41	.634	23	71	94	3.5	62-4	35	49	4	19	146	5.4
TOTAL		43-7	689/16.0	65-156	.417	18-49	.367	34-58	.586	31	85	116	2.7	79-4	39	59	4	25	182	4.2



20 CHARISMA OSBORNE

5-9 / Senior
Guard
Moreno Valley, Calif.
Windward School

2021-22

Started in all 28 games she played in 2021-22 ... Led the team and ranked third in the Pac-12 in points per game (16.4) ... Scored in double figures in 25 games and posted nine 20-point games ... Scored a season-high 31 points in the WNIT match-up at Oregon State (Mar. 27) ... Was second on the team in points (459) and in free throw percentage (.875) ... Made a high of 12 free throws (.857) at Oregon State in the postseason (Mar. 27) ... Was perfect from the free throw line in 12 games ... Shot for .833 from the three point line at Washington (Feb. 13) ... Led the team in three point field goals made per game averaging 2.1 ... Had three games with 10 or more total rebound and secured the most defensive rebounds on the team with 113 ... Facilitated a team high of 108 assists ... Pac-12 Statistical Ranks: Third in scoring (16.4) and in free throw percentage (.875) ... Fourth in assist (108) ... Fourth in points scored (459) ... Is among five Pac-12 athletes to have made seven three point field goals in a single game (Dec. 11)

2020-21

Started each of the Bruins' 23 games this season ... Scored in double figures in 20 games this season and notched eight games with at least 20 points ... Averaged career-highs in points per game (17.0) and assists per game (3.8) as a true sophomore this past season ... Scored at least 20 points in seven-straight games from Jan. 3 – Feb. 7, the first Bruin to accomplish the feat since Michelle Greco across the 2000-01 and 2001-02 seasons ... Opened her season with a 31-point outing against Cal State Fullerton, going 9-for-16 from the floor and 9-for-9 from the free throw line (Nov. 27) ... Played 43 minutes against Washington State on Jan. 17, recording 28 points and five rebounds in the Bruins' victory ... Recorded her first-career triple-double with 18 points, 12 assists, and 10 rebounds against USC on Feb. 28 ... It was the ninth triple-double in UCLA history ... The 12 assists were a career-high tally ... Went 6-for-10 from the field for Put up 15 points and 10 assists in UCLA's victory over Wyoming in the NCAA Tournament First Round (Mar. 22) ... Scored 19 points and added five rebounds and five assists in the Bruins NCAA Second Round matchup against Texas (Mar. 24) ... Pac-12 Statistical Ranks: 2nd – Free Throw Percentage (.868) ... 4th – Points Per Game (17.0) ... 5th – Free Throws Made (79) ... 6th – Total Points (390) ... UCLA Statistical Ranks: All-Time Career Ranks: 9th – Three-Pointers Made (112) ... Honors: All-Pac-12 ... Pac-12 All-Defensive Team ... Ann Meyers Drysdale Award Top 10 Finalist ... Naismith Trophy Midseason Team honoree.

2019-20

Started 29 of the Bruins' 31 games in her freshman season ... Third on the team with 12.2 points and second on the team with 5.8 rebounds per game ... Recorded 18 double-digit scoring performances, including four games with at least 20 points on the year ... Led the Bruins with 59 made three-pointers, the most by a freshman in UCLA single-season history ... Scored 17 points in her UCLA debut against Weber State, hitting three three-pointers and going a perfect 6-for-6 from the free throw line ... Picked up her first-career double-double with 12 points and 10 boards against USC (Dec. 29), the first of six-straight games in double figures ... Tallied 20 points on the road against the Trojans, hitting a then-career-high eight field goals and adding six rebounds (Jan. 17) ... Grabbed a career-high 12 rebounds and added four assists in UCLA's victory over Washington (Jan. 24) ... Played 39 minutes and put up 22 points in UCLA's win over

Oregon State, the first of three-straight 20+ point performances (Feb. 17) ... Scored a career-high 32 points and added 11 rebounds in the team's win over Washington State (Jan. 26), as she became just the sixth Bruin with a 30-10 game since 1999 ... PAC-12 STATISTICAL RANKS: 4th – Offensive Rebounds (89) ... T-8th – 3PT Field Goals Made (59) ... UCLA STATISTICAL RANKS: All-Time Single-Season Ranks: 7th – 3PT Field Goals Made (59) ... Freshman Single-Season Ranks: 1st – 3PT Field Goals (59) ... 9th – Points (378) ... HONORS: Named to Pac-12 All-Freshman team.

HIGH SCHOOL/CLUB

Named the LA Times' Player of the Year for the third year in a row after leading Windward High School (Los Angeles) to its second consecutive Southern Section Open Division girls' championship ... Part of UCLA's top-10 recruiting class that was ranked third by BlueStar Report and ninth according to both espnW's HoopGurlz rankings and Prospects Nation ... A five-star recruit, Osborne was rated as the 10th-best player in the nation, as well as the third-best point guard, according to Prospects Nation ... Rated the 22nd-best player in the country by espnW's HoopGurlz rankings ... Collected four varsity letters ... Named a McDonald's All-American her senior season and started for the West, tallying seven points and three rebounds in 19 minutes ... Presented with the John R. Wooden High School Player of the Year Award for the CIF Southern Section Open Division ... During her senior season, led the Wildcats to a 26-6 overall record, making them the fifth-ranked team in the state of California and No. 10 in the national rankings ... Averaged 21 points, 7.3 rebounds, 5.1 assists and 3.2 steals ... Three-time All-CIF Southern Section (2017, 2018, 2019) ... As a junior in 2017-18, she led her team to a 27-3 overall record and the CIF State Open Division and Southern Region championships, averaging 18.0 points, 7.0 rebounds, 5.3 assists and 3.5 steals ... Named Ms. Basketball in the state of California as a junior ... Started all 34 games as a sophomore and led Windward to a 30-4 campaign and the CIF Division I state title with averages of 19.0 points, 6.0 rebounds, 3.4 assists and 2.3 steals ... USA Today All-California first team (2018, 2019) ... WBCA High School All-America honorable mention (2019) ... MaxPreps High School All-America first team (2018) and honorable mention (2019) ... Two time California Interscholastic Federation Southern Section (CIF-SS) Open Division Player of the Year (2018, 2019) ... Four-year honor roll student ... Played club ball for West Coast Premier ... USA Basketball: Member of the 2018 USA U17 World Cup Team that captured gold with a perfect 7-0 record in Minsk, Belarus ... Averaged 4.0 points and 3.7 rebounds ... Aided USA Basketball to a three-game sweep of Canada, China and Latvia in a pre-U17 World Cup exhibition tournament in Leipaja, Latvia ... 2019 USA U19 World Cup Team trials participant ... One of 37 finalists for the 2017 USA U16 National Team.

PERSONAL

Born in Fontana, Calif., to Chaka Ferrell and Derek Osborne ... Has one older sister, Chadijha ... Lists Kobe Bryant as an athlete she admires ... Describes her greatest athletic achievement to date as competing in the McDonald's All-American game ... Said it "was such a privilege and a phenomenal opportunity to be able to compete and play with the best girls in the country in my class. It was so fun to be around everyone and celebrate all of our hard work and dedication over the years. It was definitely a once in a life time experience that I won't ever forget" ... Favorite hobbies include going to the movies, going to dinner with friends and family, eating ice cream and going on random adventures ... Can juggle ... Chose UCLA because "it provides both a world-class education and competitive athletic atmosphere with incredible tradition. I immediately felt at home when I was around the team and the coaching staff. The coaching staff not only pushes you to become the best on the court, but off the court as well. They truly care about you as an individual and not just a basketball player. I knew it was a place where I can grow and constantly be supported not only as a player, but as a woman" ... Political Science major.

OSBORNE, Charisma

SEASON	TEAM	GP-GS	MIN/AVG	Field Goals		3-Point		F-Throws		Rebounds				Scoring						
				FG-FGA	FG%	3FG-3FGA	3FG%	FT-FTA	FT%	OFF	DEF	TOT	AVG	PF-FO	A	TO	BLK	STL	PTS	AVG
2019-20	UCLA	31-29	910/29.4	129-338	.382	59-177	.333	61-77	.792	89	91	180	5.8	61-0	44	38	10	46	378	12.2
2020-21	UCLA	23-23	794/34.5	129-357	.361	53-156	.340	79-91	.868	41	93	134	5.8	58-1	87	45	10	38	390	17.0
2021-22	UCLA	28-28	993/35.5	144-398	.362	59-178	.331	112-128	.875	31	113	144	5.1	49-0	108	68	6	43	459	16.4
TOTAL		82-80	2698/32.9	402-1093	.368	171-511	.335	252-296	.851	161	297	458	5.6	168-1	239	151	26	127	1227	15.0



1 KIKI RICE

5-11 / Freshman
Guard
Bethesda, Md.
Sidwell Friends

HIGH SCHOOL

Attended Sidwell Friends where she earned eight varsity letters, four each for basketball and soccer... Named the Gatorade Female Athlete of the Year and the Gatorade National Girls Basketball Player of the Year in 2021-22... Named the All-Metro Player of the Year for basketball in 2021-22... Led Sidwell Friends, ESPN's No. 1-ranked high school basketball team, to an undefeated season her senior year, capturing her second basketball state championship... Averaged 15.8 points, 7 rebounds, 5.1 assists and 2.7 steals her senior year... Was a McDonald's All-American in 2021-22 and started for the East... Shared co-MVP in the McDonald's All-American game with UCLA teammate Gabriela Jaquez... Named the 2022 Naismith High School Player of the Year... Named the 2021-22 MaxPreps National Female High School Athlete of the Year... Ranked No. 2 overall by espnW HoopGurlz (No. 1 among point guards)... Named the Gatorade District of Columbia Player of the Year in basketball in 2019-20... Also named the 2018-19 and 2021-22 Gatorade District of Columbia Girls Soccer Player of the Year... Led the Quakers to two state titles in soccer, scoring 15 goals in her senior year... Played club ball for Fairfax Stars AAU...

USA BASKETBALL

Three-time gold medalist (2019, 2021 and 2022)... Led the 2022 USA Basketball Women's U18 National Team to a perfect 6-0 record alongside UCLA teammate Londynn Jones... Named tournament MVP and earned All-Star Five recognition after averaging 14.3 points on 49% shooting, adding 4 rebounds and 4 assists to her totals... Poured in 18 points to help lift USA Basketball over Canada in the 2022 gold medal game... Played for the 2021 USA Basketball 3x3 U18 World Cup Team in Debrecen, Hungary and brought home the gold... Represented Team USA at the FIBA U16 Women's Americas Championship in 2019... Averaged 7.2 ppg, 4.7 rpg and 3.7 apg to help the team to a 6-0 record and secure her first gold medal in Puerto Aysen, Chile.

PERSONAL

Born in San Francisco, Calif., to Andrea and John Rice... Both parents were collegiate athletes at Yale, John played basketball and Andrea played tennis... Full name is Kira Rice but goes by "Kiki"... Grew up in Washington, D.C. with her older brother, Mateo... Admires Damian Lillard, Serena Williams and LeBron James... Chris Williams, her uncle, attended UCLA... Her cousin is former NBA all-star shooting guard Allan Houston... Describes her greatest athletic achievement to date as playing games on ESPN during her senior season... After her playing days are over, she wants to become an NBA general manager... Found her new home at UCLA "because of the opportunity at the school. Along with the great coaches, players, academics and location, I also saw UCLA as the place where I want to help bring a first National Championship"... Favorite hobbies include cooking, hanging out with friends, watching Marvel movies, going to the beach and shopping... Is scuba certified... Undeclared major.





21 LINA
SONTAG

6-3 / Freshman
Forward
Kleinmachnow, Germany
Schadow Gymnasium

HIGH SCHOOL/CLUB

Attended Schadow-Gymnasium Berlin for high school... Played for Tus Lichterfelde and Eisvögel USC Freiburg... Won three youth team German championships with Tus Lichterfelde... Named MVP for the WNBL for the 2019-2020 season... With Eisvögel USC Freiburg, she was part of the 2021-22 DBBL championship squad... Voted league Rookie of the Year after putting up 7.9 points per game shooting 36.9% from beyond the arc, adding 4.3 rebounds and 1.5 blocks per contest... Ranked No. 4 in the Premier Basketball Worldwide Hoops International rankings to round out UCLA's top-rated recruiting class...

GERMAN NATIONAL TEAM

Played for Germany in the 2022 FIBA U20 Women's European Championship... Averaged 11.6 points, 6 rebounds, 3.2 steals and 1.4 blocks in five contests... Made the German Senior National Team for the 2021 FIBA Women's EuroBasket Qualifiers... Represented the German Youth National Team at the FIBA U16 Women's European Championship in 2018 and 2019.

PERSONAL

Daughter of Bernd and Sabine Sontag ... Born in Berlin, Germany... Has an older sister, Frederike (Freddy) and an older brother, Jonah... Describes her biggest athletic thrill as the first time she played in the European Championship against Lithuania... "It was an extremely close game and there were a lot of fans supporting Lithuania. I was struggling with back pain in the moment, but I played through it. We were down with two minutes left, but we gave it everything we got and ended up winning by five. I'll always remember this game, because we worked together and gave it our all, which paid off in the end" ... Says Dirk Nowitzki is the famous athlete she most admires... Enjoys finding good food with friends... Landed in Westwood because "UCLA made me feel most at home. I get along great with the coaches and I know that they care a lot about my development as a player, but also as a person. The program is great academically and basketball-wise, and it has many off-court activities like giving back to the community that I find admirable" ... She also boasts a creative side and likes to make necklaces, bracelets and earrings... Confident in her knowledge of flags, claiming she could ace a multiple-choice quiz on the flags of different countries... After graduation, she wants to play professional basketball and become a doctor... Undeclared major.





CORI CLOSE

The Michael Price Family UCLA Women's Head Basketball Coach
12th Season

Cori Close was named The Michael Price Family UCLA Women's Head Basketball Coach on April 21, 2011, and is currently 233-123 (.654) overall. The 2022-23 campaign will mark Close's 12th season at the helm of the Bruins.

Close led the Bruins through an unpredictable 2020-21 season, a campaign that required Close to navigate COVID-19 protocols and a limited roster. The Bruins posted a 17-6 overall record, picking up wins against five ranked opponents. The Bruins were ranked inside the top 11 of the AP Poll throughout the season and notched the No. 5 spot in November, the highest ranking for the program since 2017. Close guided the Bruins to the Pac-12 Tournament championship game and an eventual three-seed in the NCAA Tournament. It was the sixth NCAA Tournament appearance under Close's tenure.

Close earned her 200th-career win in the Bruins' victory at Arizona State on Dec. 6, 2020. She joined Billie Moore (296-181) and Kathy Olivier (232-208) as the only coaches in program history to eclipse the 200-win milestone. Close boasts the highest winning percentage (.662) of the three (Moore -- .621, Olivier -- .527). Michaela Onyenwere earned AP Third-Team All-American honors for the second-straight year and was selected by the New York Liberty with the sixth pick in the 2021 WNBA Draft. Onyenwere became the sixth Bruin under Close's tenure to be drafted into the WNBA, and the fifth in the last four years. Onyenwere and Charisma Osborne each picked up All-Pac-12 accolades while Emily Bessoir was tabbed to the Pac-12 All-Freshman team. Natalie Chou earned All-Pac-12 Honorable Mention recognition after averaging a career-high 9.9 points per game.

2019-20 was a historic year for Close and the Bruins. UCLA won its first 13 games of the campaign, setting a new program record for the most consecutive wins to start a season. The Bruins' win over then-No. 6 Stanford marked Close's 100th-career Pac-12 victory. A win over the Trojans in the Pac-12 Tournament quarterfinals won the Bruins the season series over their crosstown rival. UCLA would, ultimately, finish the year 26-5 and was set to host the first two rounds of the NCAA Tournament. The national postseason schedule, however, was canceled due to COVID-19.

The 2018-19 season saw UCLA win 13 of its last 17 games and finish fourth in a highly competitive Pac-12 Conference, and Close was ultimately named the Media Pac-12 Coach of the Year. The Bruins collected nine road wins, the most since 2012-13 when the team had 13. UCLA also had seven top-25 wins, including a pair of top-10 wins over then-ranked No. 2 Oregon and No. 9 Maryland. In UCLA's historic win over the Ducks on Feb. 22, the Bruins overcame a 22-point deficit and secured their biggest win since knocking off No. 2 Stanford in 2008. The loss for Oregon marked its only setback in Eugene that season.

UCLA, which ranked second in the NCAA in offensive rebounds per game (17.3) in 2018-19, ultimately finished 22-13 on the year, reaching the semifinals of the Pac-12 Tournament and collecting NCAA Tournament wins over Tennessee and Maryland, before falling to perennial power UCONN by a final score of 69-61. It was the fourth-straight Sweet 16 appearance for UCLA, making the Bruins one of just eight NCAA Division I programs to do so. In the final ESPN/USA Today rankings, UCLA rose 10 spots to No. 14, the highest leap by any program in the polls. Close produced her fourth WNBA draft pick as a head coach, as Kennedy Burke was picked in the second round by the Dallas Wings as the 22nd overall pick.

Close guided the Bruins to a 27-8 overall record in 2017-18, including a tie for third place in the Pac-12 with a 14-4 mark. She was named the 2018 United States Marine Corps/WBCA NCAA Division I Region 5 Coach of the Year for the second time in her career. The Bruins reached the Sweet 16 for a record extending third consecutive year and ended the season with an Elite 8 appearance for the first time since 1999, falling to No. 1 Mississippi State on March 25, 2018. She also produced her second and third draft picks as a head coach as Jordin Canada was taken as the fifth overall pick in the first round by the Seattle Storm and Monique Billings was the 15th overall pick (third pick in the second round) by the Atlanta Dream.

In 2016-17, Close led the Bruins to a 25-9 overall record, including a fourth-place finish in the Pac-12 with a 13-5 record (the No. 1 conference in the country in RPI for the second straight season). She posted her 100th-career victory in a 95-47 win over Southern on Nov. 18, 2016. She also guided the Bruins to their first back-to-back Sweet 16 appearances in program history.

In 2015-16, Close led the Bruins to a 26-9 overall record and a third-place finish in the Pac-12 with a 14-4 record and guided the Bruins to the Sweet 16 for the first time since 1999. Close was named the 2016 United States Marine Corps/WBCA NCAA Division I Region 5 Co-Coach of the Year (with Arizona State's Charli Turner Thorne). She also produced her first draft pick as a head coach, as Nirra Fields was selected as the 32nd overall pick (eighth pick in the third round) by the Phoenix Mercury.

On April 4, 2015, Close led the Bruins to their first WNIT Championship in school history in UCLA's first-ever appearance in the postseason tournament with a 62-60 win over West Virginia in Charleston, W.Va..

COACH CLOSE CAREER HIGHLIGHTS

- Led UCLA to five-straight NCAA Tournaments.
- One of three coaches in program history to achieve the 200-win milestone
- Coached in 21 NCAA Tournaments
- Advanced to at least the 2nd round in her last 16 NCAA Tournaments
- Teams have advanced to seven Sweet 16's and two Elite 8's
- Teams have won or shared a total of 11 conference titles
- Helped Florida State win a school record 29 games in 2010
- Helped coach 16 players drafted by WNBA teams
- Won UCLA's first-ever postseason WNIT Championship in 2015

CLOSE HEAD COACH RECORD YEAR-BY-YEAR

Year	Record	School	Conf.	Finish	Conf. Tourney	NCAA (NIT)
2021-22	18-13	UCLA	8-8	7th	Second Rd.	(Semifinals)
2020-21	17-6	UCLA	12-4	3rd	Runner-up	Second Round
2019-20	26-5	UCLA	14-4	2nd	Semifinals	Canceled --
2018-19	22-13	UCLA	12-6	4th	Semifinals	Sweet 16
2017-18	27-8	UCLA	14-4	T-3rd	Semifinals	Elite 8
2016-17	25-9	UCLA	13-5	4th	Semifinals	Sweet 16
2015-16	26-9	UCLA	14-4	T-3rd	Runner-up	Sweet 16
2014-15	19-18	UCLA	8-10	6th	Second Rd.	(Champions)
2013-14	13-18	UCLA	7-11	8th	First Rd.	---
2012-13	26-8	UCLA	14-4	3rd	Runner-up	Second Round
2011-12	14-16	UCLA	9-9	T-5th	First Rd.	---
Totals	233-123, .654		124-69, .642			

RECORD VS. ALL FOES AT UCLA

School	Record	School	Record	School	Record	School	Record
Kentucky	0-1	Saint John's	3-0	Washington	12-6		
American	1-0	Kent State	0-1	Saint Joseph's	1-1	Washington State	14-4
Air Force	1-0	Long Beach State	1-0	Saint Mary's	2-0	Weber State	1-0
Arizona	16-5	LSU	0-1	Samford	1-0	West Virginia	1-1
Arizona State	15-3	Louisiana Tech	1-0	San Diego	1-0	Wyoming	2-0
Auburn	0-1	Loyola Marymount	3-1	San Diego State	3-0	Yale	1-0
Baylor	1-2	Maryland	1-0	San José State	2-0	Totals	233-123
Boise State	1-0	McNeese State	1-0	Seton Hall	2-0		
California	12-9	Miami	0-1	South Carolina	0-2		
Cal Poly	3-0	Michigan	3-0	South Dakota State	0-2		
Cal State Bakersfield	1-0	Minnesota	1-0	South Florida	0-1		
Cincinnati	1-0	Mississippi State	0-1	Southern	1-0		
Colgate	1-0	Nebraska	0-2	Stetson	1-0		
Colorado	12-5	North Carolina	0-3	Stanford	4-15		
Connecticut	0-5	North Carolina A&T	1-0	Temple	0-1		
Creighton	2-0	North Carolina State	0-1	Tennessee	1-1		
CSU Bakersfield	2-0	Northern Colorado	2-0	Tennessee Tech	1-0		
CSUN	2-1	Notre Dame	0-4	Texas	2-3		
Fordham	1-0	Oklahoma	2-1	Texas A&M	1-0		
Fresno State	1-0	Oklahoma State	1-1	Toledo	1-0		
Georgia	2-0	Oregon	7-13	UCF	1-0		
Grand Canyon	1-0	Oregon State	8-12	UC Irvine	2-0		
Hawaii	2-0	Pacific	2-0	UC Riverside	3-0		
Illinois-Chicago	1-0	Pepperdine	3-0	UC Santa Barbara	3-0		
Indiana	1-1	Presbyterian College	1-0	USC	17-7		
Iowa	1-0	Princeton	1-0	USF	1-0		
James Madison	1-2	Rice	1-0	Utah	17-1		
Kansas State	1-0	Sacramento State	2-0	Virginia	2-0		

RECORD AS ASSISTANT OR ASSOCIATE HEAD COACH

Year	Record	School	Conf.	Finish	NCAA
2010-11	24-8	Florida State	11-3	3rd	2nd Rd.
2009-10	29-6	Florida State	12-2	T-1st	Elite 8
2008-09	26-8	Florida State	12-2	T-1st	2nd Rd.
2007-08	19-14	Florida State	7-7	5th	2nd Rd.
2006-07	24-10	Florida State	10-4	4th	Sweet 16
2005-06	20-10	Florida State	10-4	4th	2nd Rd.
2004-05	24-8	Florida State	9-5	4th	2nd Rd.
2003-04	27-7	UCSB	17-1	1st	Sweet 16
2002-03	27-5	UCSB	15-1	1st	2nd Rd.
2001-02	26-6	UCSB	16-0	1st	2nd Rd.
2000-01	22-9	UCSB	12-2	1st	1st Rd.
1999-00	30-4	UCSB	15-0	1st	1st Rd.
1998-99	26-4	UCSB	15-0	1st	1st Rd.
1997-98	27-6	UCSB	14-1	1st	2nd Rd.
1996-97	24-6	UCSB	14-1	1st	1st Rd.
1995-96	24-7	UCSB	14-2	1st	---
1994-95	10-17	UCLA	5-13	T-8th	---
1993-94	15-12	UCLA	10-8	5th	---
Totals	424-147 (.743)		218-56 (.796)		

PLAYERS COACHED BY CLOSE IN WNBA DRAFT

Year	Name	Rd	Pick	Team
2021	Michaela Onyenwere	1st	6	New York Liberty
2020	Japreece Dean	3rd	30	Chicago Sky
2019	Kennedy Burke	2nd	22	Dallas Wings
2018	Jordin Canada	1st	5	Seattle Storm
	Monique Billings	2nd	15	Atlanta Dream
2016	Nirra Fields	3rd	32	Phoenix Mercury
2010	Jacinta Monroe	1st	6	Washington Mystics
2009	Britany Miller	2nd	18	Detroit Shock
	Tanae Davis-Cain	3rd	37	Detroit Shock
	Mara Freshour	3rd	38	Seattle Storm
2005	Kristen Mann	1st	11	Minnesota Lynx
	Roneeka Hodges	2nd	15	Houston Comets
2004	Lindsay Taylor	2nd	26	Houston Comets
2002	Kayte Christensen	3rd	40	Phoenix Mercury
2001	Erin Buescher	2nd	23	Minnesota Lynx
2000	Stacy Clinesmith	2nd	30	Sacramento Monarchs



SHANNON
LeBEAUF

Associate Head Coach
12th Season

Shannon LeBeauf, who was promoted to associate coach prior to the 2019-20 campaign, joined the UCLA women's basketball coaching staff in May of 2011 and enters her 12th season with the program. She also serves as the program's recruiting coordinator.

In 11 seasons with the team, she has helped guide the Bruins to 233 wins and six NCAA Tournament appearances, including an Elite 8 berth in 2018. Most recently, Perry-LeBeauf helped guide the Bruins to the Pac-12 Tournament championship game and an appearance in the NCAA Tournament Second Round in 2021.

LeBeauf helped bring in UCLA's first-ever No. 1-ranked recruiting class in 2014-15. The class included Reece' Caldwell, Jordyn Canada, Monique Billings, Lajahna Drummer and Kelli Hayes. In 2021-22, the Bruins' recruiting class of Kiki Rice, Gabriela Jaquez, Londynn Jones, Christeen Iwuala and Lina Sontag ranks first nationally.

While at Duke, LeBeauf helped bring in the No. 2 recruiting class in the nation in 2005, which included National High School Player of the Year Abby Waner. She also helped recruit the No. 3 recruiting class in the nation in 2007 with WBCA All-Americans Jasmine Thomas, Krystal Thomas and Karima Christmas, as well as the No. 5 class in 2008. Her duties on the Duke coaching staff included recruiting, practice instruction, scouting and coaching guards. LeBeauf coached five All-Americans at Duke, including future WNBA players Waner, Lindsey Harding, Alison Bales, Monique Currie, and Chante Black. She coached in the NCAA Tournament all five years at Duke, with the Blue Devils advancing to the championship game in 2006. Duke captured Atlantic Coast Conference regular season championships in 2005 and 2007.

While at USC, Perry-LeBeauf's responsibilities were national recruiting, practice instruction and academic liaison. She helped USC sign a top-10 recruiting class in 2004. At Iowa, she was involved with daily practice instruction, coaching the post players, scouting, recruiting and monitoring academic progress of student-athletes.

LeBeauf graduated in 1998 from the University of Iowa with a Bachelor of Arts in journalism and communication studies, where she graduated with honors. She was a four-year letterwinner at Iowa from 1995-98 and was regarded as the team's leading defensive player throughout that time. She led the Hawkeyes to the 1997 Big Ten Tournament title, as well as regular season titles in 1996 and 1998. Her teams advanced to the NCAA Tournament her final three seasons and made a trip to the Sweet 16 in 1996. Additionally, she was a three-time All-Big Ten Academic selection and received the 1998 Robin Roberts/WBCA Sports Communication Scholarship award and the 1998 NCAA Women's Enhancement Post-Graduate Scholarship award.



TASHA
BROWN

Assistant Coach
Fifth Season

Tasha Brown is in her fifth season in 2021-22 as an assistant coach for the UCLA women's basketball team. Brown's presence on the staff has helped the Bruins compile 83 wins over the last four seasons, including a pair of NCAA Tournament appearances.

Brown spent the 2017-18 season as an assistant coach at Rice University after spending the previous five seasons in the same capacity at the University of Cincinnati.

With more than two decades of coaching experience, Brown has made nine postseason appearances and helped develop 16 all-conference award winners and 12 professional players. Prior to Cincinnati, Brown spent four seasons as the head coach at Western Michigan University, where she produced an All-Mid-American Conference selection and a MAC All-Academic honoree each year.

"Tasha is an elite coach," said Close. "She is a superb teacher who knows how to genuinely invest in our players as people and is an excellent recruiter. She will help us in our continual quest to be an uncommon transformational staff."

Brown also served as an assistant coach at Wisconsin (2005-08), where she helped develop perimeter players and assisted with recruiting. During the 2006-07 season, Brown and the Badgers set a program record with 23 wins and Wisconsin made its first postseason appearance since 2002.

Prior to her appointment at Wisconsin, Brown was an assistant coach at UC-Santa Barbara (who advanced to the Sweet 16) from 2001-05, where she served as the recruiting coordinator, defensive coach, and helped coordinate the offense in her final campaign. She also was the team's community outreach coordinator and was in charge of guard development.

Brown also had coaching stints at Bradley University, the University of Dayton and she began her coaching career at St. Ambrose in 1997.

A native of Rock Island, Ill., Brown is a graduate of St. Ambrose (1997) in Davenport, Iowa, with a degree in mathematics. She played four years of collegiate basketball, the first two of which were spent at Illinois Central College. After graduating from ICC, Brown attended Southwest Missouri State before transferring to St. Ambrose. In her lone season with the Queen Bees, the team went 27-7 and advanced to the NAIA National Tournament.

Brown is married to Darryl Brown, who in June of 2019 was hired as an assistant coach for the CSU-Northridge women's basketball team.





**TONY
NEWMAN**

Assistant Coach
12th Season

Tony Newnan joined the UCLA women's basketball staff in May of 2011 and enters his 12th season as assistant coach at UCLA in 2021-22. He also serves as the program's international recruiting coordinator.

Newnan and Associate Head Coach Shannon Perry-LeBeauf have served on Head Coach Cori Close's staff for the duration of her tenure. Newnan's 11 seasons on the staff have seen the Bruins compile an impressive 233 wins. Newnan has also helped guide the squad to six NCAA Tournament appearances, including the team's most recent appearance in 2021. The team advanced to the Sweet 16 in four-straight seasons from 2016-19 and secured an Elite 8 berth in 2018.

The architect behind UCLA's renovated offensive scheme, Newnan helped the Bruins produce the No. 2 scoring offense in the Pac-12 in 2020-21, as the team averaged 71.4 points per game and established a +13.1 scoring margin. Michaela Onyenwere (19.1 ppg) and Charisma Osborne (17.0 ppg) each averaged career-highs in scoring and earned All-Pac-12 accolades. Natalie Chou put up a career-high 9.9 points per game and secured All-Pac-12 Honorable Mention acclaim.

Newnan's international recruiting expertise was pivotal in the development of the 2020 freshman class, as UCLA brought in Izzy Anstey from Australia and Emily Bessoir from Germany.

Newnan helped bring in UCLA's first-ever No. 1-ranked recruiting class in 2014-15. The class included Reece' Caldwell, Jordin Canada, Monique Billings, Lajahna Drummer and Kelli Hayes. In 2015-16, the Bruins' recruiting class of Ashley Hearn and Kennedy Burke ranked ninth nationally.

From 2000-01, Newnan worked as an assistant women's basketball coach at Oregon State University. The Beavers entered post-season play (National Women's Invitation Tournament) for the first time in six seasons during that year and were led by the play of guard Felicia Ragland who was named the Pac-10 Conference Player of the Year in 2001. Ragland, who went on to be selected by the Seattle Storm in the 2002 WNBA draft, also earned District VIII Kodak All-America honors in both 2001 and 2002.



**PAM
WALKER**

Director of Operations
34th Season

Pam Walker, a UCLA graduate, is in her 34th season as a member of the Bruin women's basketball staff. This is her 13th season working as the Director of Basketball Operations. Prior to her current stint, she spent the previous 21 seasons at UCLA serving as an assistant coach.

Walker is responsible for scheduling, equipment, team travel, facilities, community service projects, monitoring of the players' academic progress, assisting with budgeting, camps and on-campus recruiting. She also oversees the managers and video intern and liaisons with marketing, development and sports information.

During the 2018-19 season, UCLA women's basketball celebrated Walker in a surprise ceremony during the Bruins' Dec. 28 game vs. Cal Poly. Multiple alumni made the trip to Westwood to join the celebration of Walker's 30th season with the program.

During her coaching tenure at UCLA, the Bruins competed in the NCAA Tournament seven times, including an Elite Eight appearance in 1999. UCLA also won a Pac-10 regular season title in 1999 and a Pac-10 Tournament title in 2006. Walker coached two Pac-10 Players of the Year, four Pac-10 Freshmen of the Year and seven All-Americans.

Walker joined the Bruin staff prior to the 1989-90 season after four years as head girls' basketball coach at Hart High School (1986-89) in Newhall, Calif. In her final season at Hart, she guided the school to the quarterfinals of the state championship tournament, the CIF 5-A Southern Section championship and the Foothill League title. She was also named CIF Coach of the Year that season. Several of her high school standouts continued their playing careers at the college level.

Prior to coaching at Hart, Walker served as head girls' basketball coach at St. Bernard's High School in Playa del Rey, Calif. (1984-85), and at Van Nuys High School (1982), where she directed the Wolves into the Los Angeles City championship game.

Walker, who graduated from UCLA in 1985 with a Bachelor of Arts in political science, international relations, earned her master's degree in education at UCLA in 1990. She has been married since 2004 to Larry Muir, who teaches history and is the head football coach at Valencia High School. Muir was a member of the UCLA football team from 1989-90. The couple lives in Valencia with their beagle, Dee.



2021-22 FINAL STATISTICS AND RESULTS

OVERALL STATS (18-13)		MINUTES			TOTAL		3-POINTERS		FREE THROWS		REBOUNDS				SCORING							
#	PLAYER	GP-GS	TOT	AVG	FG-FGA	PCT	3FG-FGA	PCT	FT-FTA	PCT	OFF	DEF	TOT	AVG	PF	DQ	A	TO	BLK	STL	PTS	AVG
20	OSBORNE, Charisma	28-28	993:16	35.5	144-398	.362	59-178	.331	112-128	.875	31	113	144	5.1	49	0	108	68	6	43	459	16.4
24	THOMAS, Ilmar'i	31-28	1038:09	33.5	203-373	.544	26-64	.406	54-70	.771	86	97	183	5.9	68	2	68	41	19	19	486	15.7
31	PENN, Jaelynn	24-23	740:51	30.9	97-269	.361	27-104	.260	32-34	.941	28	83	111	4.6	44	0	44	54	3	17	253	10.5
23	CHOU, Natalie	31-30	984:55	31.8	95-265	.358	47-129	.364	56-71	.789	11	63	74	2.4	47	0	67	31	18	49	293	9.5
32	DUGALIC, Angela	14-0	238:41	17.0	39-84	.464	4-12	.333	9-21	.429	19	44	63	4.5	38	3	10	25	8	13	91	6.5
2	ONU, Dominique	27-7	531:48	19.7	52-126	.413	16-41	.390	26-41	.634	23	71	94	3.5	62	4	35	49	4	19	146	5.4
0	HORVAT, Chantel	29-14	571:46	19.7	53-139	.381	4-31	.129	46-57	.807	55	77	132	4.6	54	2	25	31	9	16	156	5.4
43	ANSTEY, Izzy	27-3	399:56	14.8	33-95	.347	1-1	1.000	9-21	.429	28	80	108	4.0	66	3	21	36	20	14	76	2.8
1	OWENS, Kayla	28-16	481:29	17.2	27-96	.281	1-3	.333	12-20	.600	32	67	99	3.5	59	2	25	36	10	15	67	2.4
35	BROWN, Camryn	17-6	285:19	16.8	17-39	.436	0-0	.000	3-5	.600	20	25	45	2.6	36	0	18	9	8	9	37	2.2
5	MASIKIEWICH, Brynn	2-0	08:11	4.1	0-5	.000	0-3	.000	0-0	.000	1	1	2	1.0	2	0	0	0	0	1	0	0.0
51	SIGAL, Eliana	1-0	00:39	0.7	0-0	.000	0-0	.000	0-0	.000	0	0	0	0.0	0	0	0	0	0	0	0	0.0
Team											41	53	94							20		
UCLA.....		31	6275		760-1889	.402	185-566	.327	359-468	.767	375	774	1149	37.1	525	16	421	400	105	215	2064	66.6
Opponents.....		31	6275		661-1697	.390	200-551	.363	383-538	.712	303	767	1070	34.5	504	8	378	469	72	197	1905	61.5

PAC-12 STATS (8-8)		MINUTES			TOTAL		3-POINTERS		FREE THROWS		REBOUNDS				SCORING							
#	PLAYER	GP-GS	TOT	AVG	FG-FGA	PCT	3FG-FGA	PCT	FT-FTA	PCT	OFF	DEF	TOT	AVG	PF	DQ	A	TO	BLK	STL	PTS	AVG
20	OSBORNE, Charisma	13-13	457:47	35.2	64-162	.395	27-77	.351	51-58	.879	14	39	53	4.1	22	0	49	30	2	22	206	15.8
24	THOMAS, Ilmar'i	15-14	525:47	35.1	87-167	.521	15-30	.500	30-37	.811	41	54	95	6.3	34	0	41	25	11	7	219	14.6
23	CHOU, Natalie	15-14	489:54	32.7	43-133	.323	23-66	.348	31-42	.738	8	29	37	2.5	27	0	38	17	5	22	140	9.3
31	PENN, Jaelynn	8-7	230:59	28.9	27-81	.333	6-29	.207	11-13	.846	9	24	33	4.1	12	0	11	22	0	2	71	8.9
0	HORVAT, Chantel	15-9	325:15	21.7	34-85	.400	3-21	.143	24-29	.828	31	47	78	5.2	27	1	14	18	6	8	95	6.3
2	ONU, Dominique	13-6	304:59	23.5	26-75	.347	10-28	.357	9-13	.692	12	41	53	4.1	30	2	26	28	1	8	71	5.5
32	DUGALIC, Angela	6-0	94:52	15.8	13-30	.433	0-3	.000	4-8	.500	5	17	22	3.7	13	0	1	12	2	4	30	5.0
43	ANSTEY, Izzy	11-1	187:58	17.1	18-51	.353	1-1	1.000	3-8	.375	16	40	56	5.1	31	2	6	15	14	4	40	3.6
35	BROWN, Camryn	9-3	126:32	14.1	12-24	.500	0-0	.000	3-5	.600	8	15	23	2.6	19	0	10	7	2	3	27	3.0
1	OWENS, Kayla	15-8	247:47	16.5	17-63	.270	0-2	.000	7-10	.700	14	34	48	3.2	27	1	8	21	6	9	41	2.7
5	MASIKIEWICH, Brynn	2-0	08:11	4.1	0-5	.000	0-3	.000	0-0	.000	1	1	2	1.0	2	0	0	0	0	1	0	0.0
Team											24	26	50							11		
Total.....		15	3000		341-876	.389	85-260	.327	173-223	.776	183	367	550	36.7	244	6	204	206	49	90	940	62.7
Opponents.....		15	3000		317-828	.383	103-283	.364	184-244	.754	154	357	511	34.1	250	3	191	215	41	103	921	61.4

2021-22 GAME-BY-GAME LEADERS

DATE	OPPONENT	SCORE	OVERALL	PAC-12	POINTS	REBOUNDS	ASSISTS
Nov.10	Pepperdine	W, 78-69	1-0		24 - Osborne	7 - Thomas	4 - Osborne
Nov. 18	CSUN	W, 73-46	2-0		21 - Thomas	9 - Anstey	7 - Penn
Nov. 21	Virginia	W, 69-57	3-0		20 - Chou	6 - Owens	7 - Penn
Nov. 26	Kent State	L, 69-75	3-1		21 - Osborne	8 - Penn	3 - Osborne, Thomas
Nov. 27	South Dakota State	L, 66-76	3-2		18 - Thomas	7 - Thomas, Onu	2 - Osborne, Horvat
Nov. 28	St. John's	W, 73-65	4-2		19 - Thomas, Osborne	11 - Osborne	6 - Osborne
Dec. 5	San Jose State	W, 112-33	5-2		32 - Thomas	9 - Thomas, Owens	11 - Chou
Dec. 11	Connecticut	L, 61-71	5-3		26 - Osborne	8 - Anstey	3 - Penn
Dec. 16	Texas Southern	Canceled					
Dec. 19	Ohio State	Canceled					
Dec. 31	Arizona State*	Postponed					
Jan. 7	Utah*	Postponed					
Jan. 9	Colorado*	L, 63-71	5-4	0-1	15 - Chou	13 - Anstey	5 - Chou
Jan. 14	Washington*	W, 63-48	6-4	1-1	25 - Thomas	8 - Penn	6 - Onu
Jan. 16	Washington State*	W, 71-58	7-4	2-1	25 - Osborne	10 - Owens	4 - Osborne
Jan. 20	USC*	W, 66-43	8-4	3-1	20 - Thomas	7 - Thomas	7 - Osborne
Jan. 23	USC*	W, 68-58	9-4	4-1	27 - Osborne	9 - Anstey	7 - Thomas
Jan. 26	Arizona*	L, 63-74	9-5	4-2	14 - Thomas	10 - Onu	5 - Onu
Jan. 28	Oregon*	L, Forfeit					
Jan. 30	Oregon State*	L, 58-72	9-6	4-3	13 - Onu, Chou	7 - Onu	4 - Thomas
Feb. 3	Stanford*	L, 48-76	9-7	4-4	12 - Osborne	8 - Owens	6 - Thomas
Feb. 6	California*	W, 59-54	10-7	5-4	16 - Thomas	12 - Thomas	4 - Osborne
Feb. 11	Washington State*	L, 65-66	10-8	5-5	23 - Osborne	6 - Thomas	3 - Brown, Chou
Feb. 13	Washington*	W, 69-61	11-8	6-5	22 - Osborne	9 - Horvat	5 - Osborne
Feb. 16	Oregon*	L, 53-67	11-9	6-6	16 - Osborne, Onu	9 - Thomas	3 - Horvat
Feb. 18	Colorado*	L, 54-67	11-10	6-7	17 - Thomas	8 - Thomas	6 - Osborne
Feb. 20	Utah*	L, 70-75	11-11	6-8	20 - Thomas	9 - Thomas	3 - Chou
Feb. 24	Arizona*	W, 64-46	12-11	7-8	18 - Osborne	11 - Thomas	4 - Chou
Feb. 26	Arizona State*	W, 59-52	13-11	8-8	17 - Osborne	10 - Horvat	4 - Osborne, Thomas
Mar. 2	USC ¹	W, 73-60	14-11		18 - Thomas	12 - Dugalic	3 - Osborne
Mar. 3	Oregon ¹	L, 60-63	14-12		18 - Penn, Thomas	7 - Osborne	8 - Osborne
Mar. 18	UC Irvine ²	W, 61-48	15-12		19 - Chou	12 - Thomas	4 - Osborne
Mar. 20	Air Force ²	W, 61-45	16-12		17 - Thomas	7 - Dugalic, Horvat	4 - Chou
Mar. 24	Wyoming ²	W, 82-81, 3OT	17-12		20 - Osborne	10 - Thomas	5 - Osborne
Mar. 27	Oregon State ²	W, 74-66	18-12		31 - Osborne	10 - Osborne	4 - Osborne
Mar. 31	South Dakota State ²	L, 59-62	18-13		24 - Thomas	6 - Horvat	8 - Osborne

* - Pac-12 Conference Games;

1 - Pac-12 Tournament Games;

2 - WNIT Games

PAC-12 STANDINGS AND HONORS

2021-22 PAC-12 CONFERENCE WOMEN'S BASKETBALL STANDINGS

TEAM	CONFERENCE			OVERALL				
	RECORD	PCT	GP	RECORD	PCT	GP	LAST 10	STRK
STANFORD^	16-0	1.000	16	32-4	.889	36	9-1	L1
WASHINGTON STATE	11-6	.647	17	19-11	.633	30	5-5	L2
ARIZONA	10-6	.625	16	21-8	.724	29	5-5	L1
OREGON	10-6	.625	16	20-12	.625	32	5-5	L2
COLORADO	9-7	.563	16	22-9	.710	31	7-3	L2
UTAH	8-7	.533	15	21-12	.636	33	6-4	L1
UCLA	8-8	.500	15	18-13	.581	31	7-3	L1
OREGON STATE	6-9	.400	17	17-14	.548	31	5-5	L1
ARIZONA STATE	4-8	.333	12	12-14	.462	26	3-7	L6
USC	5-12	.294	17	12-16	.429	28	3-7	L2
WASHINGTON	2-12	.143	14	7-16	.304	23	2-8	L2
CALIFORNIA	1-10	.091	11	11-13	.458	24	2-8	L5

^Pac-12 regular season and tournament champion

2022 PAC-12 WOMEN'S BASKETBALL TOURNAMENT (MICHELOB ULTRA ARENA - LAS VEGAS)

WEDNESDAY, MARCH 2	SCORE	NOTABLES
#5 Colorado def. #12 Washington	64-52	COLO: Hollingshed - 15 points, 12 rebounds / UW: Mulkey - 11 points, four blocks
#8 Oregon State def. #9 Arizona State	59-54	OSU: von Oelhoffen - 13 points, six assists / ASU: Hanson - 18 points, 9 rebounds
#7 UCLA def. #10 USC	73-60	UCLA: Dugalic - 13 points, 12 rebounds / USC: Marshall - 17 points, 10 rebounds
#6 Utah def. #11 California	66-60	Utah: Kneepkens - 20 points (9-13 FG), one block, one steal / Cal: Curry - 16 points, seven rebounds
THURSDAY, MARCH 3	SCORE	NOTABLES
#5 Colorado def. #4 Arizona	45-43	COLO: Hollingshed - 12 points, 9 rebounds / ARIZ: Ware - 15 points, eight rebounds
#1 Stanford def. #8 Oregon State	57-44	STAN: Jones - 20 points, 14 rebounds / OSU: Mack - 13 points, three blocks
#2 Oregon def. #7 UCLA	63-60	ORE: Sabally - 15 points, 15 rebounds / UCLA: Penn - 18 points (4-7 3PT)
#6 Utah def. #3 Washington State	10-59	Utah: Johnson - 19 points (7-11 FG, 3-4 FT) in 22 min. / WSU: Murekatete - 18 points, a pair of blocks
FRIDAY, MARCH 4	SCORE	NOTABLES
#1 Stanford def. #5 Colorado	71-45	STAN: Brink - 14 points, nine rebounds / COLO: Sherrod - 10 points (8-10 FT)
#6 Utah def. #2 Oregon	80-73	Utah: Kneepkens - 24 points (9-10 FT), seven boards / ORE: Sabally - Double-double (12 points, 12 rebounds)
SUNDAY, MARCH 6	SCORE	NOTABLES
#1 Stanford def. #6 Utah	73-48	STAN: Jones - 19 points, six rebounds / Utah: Rees - 8 points, 10 rebounds

ALL-TOURNAMENT TEAM

Haley Jones (Most Outstanding Player), Stanford; Cameron Brink, Stanford; Anna Wilson, Stanford; Nyara Sabally, Oregon; Jenna Johnson, Utah; Gianna Kneepkens, Utah

PAC-12 WOMEN'S BASKETBALL PLAYERS OF THE WEEK

DATE	PLAYER	FRESHMAN
Nov. 15	Cate Reese, ARIZ	Jayda Curry, CAL
Nov. 22	Nyara Sabally, ORE	Jayda Curry, CAL
Nov. 29	Cameron Brink, STAN	Jayda Curry, CAL
Dec. 6	Natalie Chou, UCLA	Gianna Kneepkens, UTAH
Dec. 13	Charlisse Leger-Walker, WSU	Jenna Johnson, UTAH
Dec. 20	Haley Jones, STAN	Jayda Curry, CAL
Dec. 27	Evelien Lutje Schipholt, CAL	Gianna Kneepkens, UTAH
Jan. 3	Haley Jones, STAN	Kiki Iriafen, STAN
Jan. 10	Jaylyn Sherrod, COLO	Rayah Marshall, USC
Jan. 17	Cameron Brink, STAN	Jenna Johnson, UTAH
Jan. 24	Charisma Osborne, UCLA	Gianna Kneepkens, UTAH
Jan. 31	Cameron Brink, STAN	Gianna Kneepkens, UTAH
Feb. 7	Cameron Brink, STAN	Jayda Curry, CAL
Feb. 14	Jordyn Jenkins, USC	Gianna Kneepkens, UTAH
Feb. 21	Johanna Teder, WSU	Rayah Marshall, USC
Feb. 28	Charisma Osborne, UCLA	Jenna Johnson, UTAH

UCLA'S PAC-12 STATISTICAL CATEGORY LEADERS

1987-88 Rebounding (43.5)	2003-04 Steals (12.3)	3-Point FG PCT Defense (.259);
1989-90 Steals (10.7)	2004-05 Steals (11.9)	Offensive Rebounds (15.9)
1991-92 Rebounding (46.2)	2005-06 Steals (10.4)	Turnover Margin (+5.4);
1995-96 Steals (11.8)	2007-08 Steals (10.2); Reb. Off. (42.2);	Assist/Turnover Ratio (1.28)
1997-98 Steals (11.8)	Off. Reb. (14.3)	2017-18 Offensive Rebounds (16.3)
1998-99 Scoring (85.2); FG % (.476);	2008-09 Steals (10.7); Off. Reb. (17.1)	Offensive Rebound Pct. (.407)
Steals (12.8);	2009-10 Steals (10.6)	2018-19 Free Throw Attempts (669)
Scoring Margin (+12.3);	2010-11 Scoring Defense (55.3);	Free Throws Made (492)
Reb. Margin (+5.0)	Rebounding Defense (30.7);	Offensive Rebounds (17.3)
1999-00 Steals (11.1);	Steals (12.7);	FG Attempts (68.2)
Rebounding (41.7)	Turnover Margin (+4.8);	Offensive Rebounds (16.7)
2000-01 Steals (11.2)	Offensive Rebound Pct. (.422)	FT Made (14.0)
2002-03 Steals (13.2)	Assists (16.4); Steals (9.9)	Offensive Rebounds (15.3)
	2012-13 Assists (16.4); Steals (9.9)	Turnovers - fewest (11.9)
	2015-16 Scoring Offense (73.8);	

2021-22 ALL-PAC-12 CONFERENCE HONORS

PLAYER OF THE YEAR

Haley Jones, Stanford

DEFENSIVE PLAYER OF THE YEAR

Cameron Brink, Stanford

FRESHMAN OF THE YEAR

Gianna Kneepkens, Utah

SIXTH PLAYER OF THE YEAR

Quay Miller, Colorado

CO-MOST IMPROVED PLAYERS OF THE YEAR

Jordyn Jenkins, USC; Bella Murekatete, Washington State

JOHN R. WOODEN COACH OF THE YEAR

Tara VanDerveer, Stanford

ALL-PAC-12 TEAM

Cameron Brink, STAN; Mya Hollingshed, COLO; Lexie Hull, STAN; Jordyn Jenkins, USC; Haley Jones, STAN; Gianna Kneepkens, UTAH; Charlisse Leger-Walker, WSU; Jade Loville, ASU; **Charisma Osborne, UCLA**; Te-Hina Paopao, ORE; Cate Reese, ARIZ; Endyia Rogers, ORE; Nyara Sabally, ORE; **Ilmar' Thomas, UCLA**; Tala von Oelhoffen, OSU

ALL-PAC-12 HONORABLE MENTION

Jayda Curry, CAL; Krystal Leger-Walker, WSU; Kennedy McQueen, UTAH; Quay Miller, COLO; Nancy Mulkey, WASH; Jordan Sanders, USC; Sam Thomas, ARIZ; Haley Van Dyke, WASH.

ALL-FRESHMAN TEAM

Jayda Curry, California; Jenna Johnson, Utah; Gianna Kneepkens, Utah; Rayah Marshall, USC; Kindyl Wetta, Colorado

ALL-FRESHMAN TEAM HONORABLE MENTION

Izzy Anstey, UCLA, Kiki Iriafen, Stanford; Greta Kampschroeder, Oregon State

ALL-DEFENSIVE TEAM

Cameron Brink, Stanford; Lexie Hull, Stanford; Sam Thomas, Arizona; Kindyl Wetta, Colorado; Anna Wilson, Stanford

ALL-DEFENSIVE TEAM HONORABLE MENTION

Taya Corosdale, OSU; Mael Gilles, ASU; Krystal Leger-Walker, WSU; Rayah Marshall, USC; Leilani McIntosh, CAL; Nancy Mulkey, WASH; **Charisma Osborne, UCLA**; Helena Pueyo, ARIZ; Jordan Sanders, USC; Maddie Scherr, ORE; Haley Van Dyke, WASH.

WINTER ACADEMIC HONOR ROLL

ARIZONA: Madison Conner, Cate Reese, Sam Thomas, Lauren Ware
 ARIZONA STATE: Maggie Besselink, Gabriela Bosquez, Sydney Erikstrup, Imogen Greenslade, Taya Hanson, Katelyn Levings, Jaddan Simmons
 CALIFORNIA: Cailyn Crocker, Dalayn Daniels, Alma Elnitz, Sela Heide, Evelien Lutje Schipholt, Leilani McIntosh, Ornela Muca, Fatou Samb
 COLORADO: Kylee Blacksten, Frida Formann, Aubrey Knight, Jaylyn Sherrod
 OREGON: Nyara Sabally
 OREGON STATE: Kennedy Brown, Ellie Mack, Jelena Mitrovic, Jovana Subasic, Tala von Oelhoffen
 STANFORD: Jenna Brown, Agnes Emma-Nnopu, Lacie Hull, Lexie Hull, Alyssa Jerome, Hannah Jump, Ashten Precthel, Jana Van Gytenbeek, Anna Wilson
UCLA: Emily Bessoir, Camryn Brown, Natalie Chou, Gina Conti, Chantel Horvat, Eliana Sigal
 USC: Alyson Miura, India Otto, Jordan Sanders
 UTAH: Dru Gylten, Brynna Maxwell, Kennedy McQueen, Isabel Palmer, Kelsey Rees
 WASHINGTON: Nia Lowery, Sydney (Missy) Peterson, Darcy Rees, Alexis Whitfield
 WASHINGTON STATE: Ekin Celikdemir, Jessica Clarke, Michaela Jones, Charlisse Leger-Walker, Krystal Leger-Walker, Shir Levy, Ula Motuga, Emma Nankervis, Grace Sarver, Johanna Teder

UCLA'S PAC-12 STATISTICAL LEADERS:

Nicole Anderson - steals 1993 (3.7)
Monique Billings - double-doubles 2018 (1.7); 10-rebound games 2018 (18); rebounding 2018 (9.5); offensive rebounds 2018 (3.7)
Nikki Blue - assists 2006 (5.9)
Jordin Canada - assists 2017 (7.12); steals 2017 (2.5); assist/turnover ratio 2017 (2.66); steals 2018 (3.3)
Japreece Dean - free throw % (92.2)
Michelle Greco - scoring 2001(19.9); free throw % 2001(.865); scoring 2003(18.9); steals 2003(2.8)
Kisa Hughes - field goal % 1996 (.577)
Thea Lemberger - minutes played 2014 (37.72 mpg)
Maylana Martin - field goal % 1997 (.559); scoring 1999 (18.2); rebounding 2000 (8.7)
Rehema Stephens - scoring 1990 (20.1) and 1991 (25.3)
Sandra VanEmbricqs - rebounding 1990 (9.6)
Ilmar' Thomas - offensive rebounding 2022 (2.8)
Markel Walker - rebounding 2012 (11.0); assists 2013 (5.7)
Natalie Williams - scoring 1993 (21.2) and 1994 (23.4); rebounding 1992 (13.8), 1993 (13.5) and 1994 (13.1)
Lisa Willis - steals 2004 (3.3); 2005 (3.6) and 2006 (3.6)

ALL-TIME RECORD VS. OPPONENTS

SCHOOL	HOME	AWAY	NEUTRAL	TOTAL	SCHOOL	HOME	AWAY	NEUTRAL	TOTAL
Air Force	1-0	0-0	0-0	1-0	Nevada Las Vegas	3-0	2-0	2-0	7-0
Alabama	0-0	0-1	0-0	0-1	New Mexico	0-0	0-2	0-0	0-2
Alabama-Birmingham	1-0	0-0	0-0	1-0	New Orleans	0-1	1-0	1-0	2-1
American	1-0	0-0	0-0	1-0	North Carolina	2-1	0-4	2-1	4-6
Arizona	31-9	29-14	3-1	63-24	North Carolina A&T	0-0	1-0	0-0	1-0
Arizona State	31-10	26-16	4-2	61-28	North Carolina Greensboro	0-0	0-0	1-0	1-0
Arkansas	0-0	0-1	0-0	0-1	North Carolina State	0-1	0-2	1-3	1-6
Auburn	0-1	0-0	0-1	0-2	Northern Arizona	2-0	0-0	1-0	3-0
Baylor	3-2	0-5	0-0	3-7	Northern Colorado	2-0	0-0	0-0	2-0
Belmont	0-0	0-0	0-0	1-0	Northwestern	1-0	0-1	0-0	1-1
Boise State	1-1	0-1	0-0	1-2	Northwestern State	0-0	0-0	1-0	1-0
Bowling Green	0-0	0-0	1-0	1-0	Notre Dame	5-3	3-4	1-1	9-8
Brigham Young	4-2	2-2	2-0	8-4	Ohio State	3-1	0-4	0-0	3-5
California	29-8	20-15	8-0	57-23	Oklahoma	2-1	1-1	0-1	3-3
Cal Poly Pomona	5-0	3-2	1-0	9-2	Oklahoma State	2-0	0-1	0-0	2-1
Cal Poly (SLO)	6-0	3-0	0-0	9-0	Old Dominion	2-3	1-4	1-1	4-8
CSU Bakersfield	3-0	0-0	0-0	3-0	Oral Roberts	1-0	0-0	0-0	1-0
Cal State Fullerton	14-3	11-6	0-0	26-10	Oregon	22-13	14-21	1-3	37-37
Cal State Northridge	5-1	6-0	0-0	11-1	Oregon State	28-8	17-18	4-3	49-29
Central Florida	0-0	0-0	1-0	1-0	Pacific	5-0	0-0	0-0	5-0
Charlotte	0-1	1-0	1-0	2-1	Penn State	1-1	1-0	0-0	2-1
Cincinnati	1-0	0-1	0-0	1-1	Pepperdine	10-1	6-2	1-0	17-3
Clemson	1-0	1-0	0-1	2-1	Presbyterian College	1-0	0-0	0-0	1-0
Colgate	0-0	0-0	1-0	1-0	Princeton	2-0	0-0	0-0	2-0
Colorado	7-3	7-3	0-1	14-7	Purdue	1-0	0-1	0-1	1-2
Colorado State	0-0	0-0	1-0	1-0	Rice	2-0	1-0	0-0	3-0
Connecticut	0-2	0-1	0-4	0-7	Rutgers	2-0	0-3	1-0	3-3
Creighton	1-0	0-0	1-0	2-0	Sacramento State	2-0	1-0	2-0	5-0
Delaware State	0-0	0-0	1-0	1-0	St. John's	1-0	1-0	1-0	3-0
Delta State	2-0	1-1	1-0	3-2	St. Joseph's	1-0	0-1	0-0	1-1
DePaul	1-0	1-0	0-0	2-0	St. Mary's	5-0	1-2	1-0	7-2
Duke	0-1	1-0	0-1	1-2	Samford	0-0	0-0	1-0	1-0
East Carolina	0-0	0-0	1-0	1-0	San Diego	5-1	4-2	0-0	9-3
Eastern Illinois	1-0	0-0	0-0	1-0	San Diego State	12-2	12-4	1-0	25-6
Eastern Washington	1-0	0-0	0-0	1-0	San Francisco	2-0	1-1	1-1	4-2
Fordham	0-0	1-0	0-0	1-0	San Francisco State	0-0	1-0	0-0	1-0
Fresno State	6-0	4-0	0-0	10-0	San José State	4-0	3-0	0-0	7-0
Gardner-Webb	0-0	0-0	1-0	1-0	Santa Clara	2-0	0-1	1-0	3-1
George Washington	0-1	0-1	0-1	0-3	Seattle Pacific	0-0	1-0	0-0	1-0
Georgia	1-2	1-1	2-0	4-3	Seton Hall	2-0	1-1	0-0	3-1
Georgia Tech	0-0	0-0	1-0	1-0	South Carolina	0-1	1-1	0-0	1-2
Gonzaga	0-0	0-1	0-1	0-2	South Dakota State	0-0	0-1	0-1	0-2
Grand Canyon	0-0	0-0	1-0	1-0	Southern	1-0	0-0	1-0	2-0
Hawaii	6-0	1-1	1-0	8-1	Southern Illinois	0-0	1-0	0-0	1-0
Hawaii Pacific	0-0	1-0	0-0	1-0	Southern Utah State	1-0	0-0	0-0	1-0
Idaho State	0-0	0-0	0-1	0-1	South Florida	1-0	0-0	0-1	1-1
Illinois	1-1	0-2	0-0	1-3	Stanford	13-25	11-29	3-11	27-65
Illinois-Chicago	0-0	1-0	0-0	1-0	Stetson	0-0	0-0	1-0	1-0
Illinois State	0-1	0-0	0-1	0-2	Stephen F. Austin	1-0	0-1	1-1	2-2
Indiana	0-1	1-0	1-0	2-1	Temple	1-0	0-1	0-0	1-1
Indiana State	0-0	0-0	1-0	1-0	Tennessee	0-9	1-8	1-1	2-18
Iowa	0-0	0-1	1-0	1-1	Tennessee Tech	1-0	0-0	0-0	1-0
James Madison	1-1	0-2	0-1	1-4	Texas	2-2	3-2	2-3	7-7
Kansas	1-0	1-1	0-1	2-2	Texas A&M	2-0	0-0	1-1	3-1
Kansas State	2-0	1-0	1-0	4-0	TCU	0-0	1-0	0-1	1-1
Kentucky	2-0	0-1	2-1	4-2	Texas Tech	0-3	0-2	0-1	0-6
Kent State	0-0	0-0	0-1	0-1	Toledo	0-0	0-0	1-0	1-0
Liberty	0-0	0-0	1-0	1-0	UC Davis	1-0	0-0	0-0	1-0
Long Beach State	7-8	6-8	3-2	16-18	UC Irvine	6-0	4-0	0-0	10-0
LSU	2-1	0-3	0-0	2-4	UC Riverside	4-0	3-0	0-0	7-0
Louisiana Tech	0-4	0-5	1-2	1-11	UC San Diego	0-0	1-0	0-0	1-0
Loyola Marymount	6-0	4-1	0-0	10-1	UC Santa Barbara	8-1	5-1	2-0	15-2
Maryland	2-2	1-2	0-1	3-5	USC	26-21	20-27	4-2	50-50
McNeese State	1-0	0-0	0-0	1-0	Utah	10-2	7-2	2-0	19-4
Memphis	1-0	0-0	0-0	1-0	Utah State	1-0	0-0	0-0	1-0
Mercer College	0-0	0-0	1-0	1-0	Vanderbilt	0-0	0-0	0-2	0-2
Miami	0-0	0-0	0-1	0-1	Virginia	1-2	1-0	0-0	2-2
Michigan	1-0	2-0	1-0	4-0	Washington	23-11	13-21	2-1	37-33
Michigan State	0-1	0-1	1-0	1-2	Washington State	34-0	24-10	1-0	59-10
Minnesota	0-0	1-1	1-0	2-1	Wayland Baptist	0-0	0-0	1-3	1-3
Mississippi State	0-0	0-0	0-1	0-1	Weber State	1-0	0-0	0-0	1-0
Missouri	0-1	0-1	0-0	0-2	Western Kentucky	1-0	0-1	1-0	2-1
Missouri State	0-0	0-0	0-1	0-1	West Texas A&M	0-0	0-0	1-0	1-0
Monmouth College	0-0	1-0	0-0	1-0	West Virginia	2-0	1-0	0-1	3-1
Montana	0-0	0-0	1-0	1-0	Wisconsin-Green Bay	1-0	0-0	0-0	1-0
Montana State	1-0	0-0	0-0	1-0	Wyoming	0-0	1-0	1-0	2-0
Montclair State	1-0	0-0	0-0	1-0	Yale	1-0	0-0	0-0	1-0
Nebraska	2-1	1-1	1-1	4-3					
Nevada	1-0	0-0	0-0	1-0					
TOTALS	454-171	292-272	98-66	820-501					

ALL-TIME RECORD VS. OPPONENTS

AIR FORCE

All-Time	UCLA 1-0		
Streak	UCLA +1		
At UCLA	UCLA 1-0		
03/20/22	H	W	61-45

ALABAMA

All-Time	Alabama 1-0		
Streak	Alabama +1		
At Alabama	Alabama 1-0		
NCAA Tournament	Alabama 1-0		
3/15/98	A	L	74-75

AMERICAN

All-Time	UCLA 1-0		
Streak	UCLA +1		
At UCLA	UCLA 1-0		
NCAA Tournament	UCLA 1-0		
3/17/18	H	W	71-60

ARIZONA

All-Time	UCLA 63-24		
Streak	UCLA +1		
At UCLA	UCLA 31-9		
At UCLA (Pauley)	UCLA 26-9		
At UCLA (Wooden)	UCLA 5-0		
At Arizona	UCLA 29-14		
Neutral	UCLA 3-1		
Pac-10/12 Games	UCLA 46-21		
Pac-10/12 Tournament	UCLA 3-1		
2-24-22	A	W	64-46
1/26/22	H	L	63-74
3/5/21	N	W	58-49
12/4/20	H	L	65-68
1/31/20	A	L	66-92
1/5/20	H	W	70-58
1/27/19	A	W	98-93 (3ot)
2/9/18	H	W	69-46
2/24/17	A	W	79-56
1/29/17	H	W	69-49
3/4/16	N	W	72-51
2/26/16	H	W	80-53
2/7/16	A	W	73-39
3/5/15	N	W	80-62
2/22/15	H	W	75-41
1/10/14	A	W	67-61
3/3/13	A	W	68-57
1/25/13	H	W	73-57
3/7/12	N	L	57-61
2/25/12	H*	W	72-58
1/5/12	A	L	66-74
2/24/11	A	W	74-70
1/29/11	H	W	70-60
3/6/10	H	W	70-61
1/1/10	A	W	67-58
2/12/09	H	W	58-39
1/17/09	A	W	48-38
3/1/08	H	W	80-70
12/30/07	A	W	68-59
2/15/07	H	L	63-66
1/20/07	A	W	76-73
2/4/06	A	W	90-64
1/6/06	H	W	84-77
2/10/05	A	L	73-76
1/16/05	H	L	73-84
2/12/04	H	W	87-68
1/17/04	A	L	54-70
2/14/03	H	W	48-47
1/18/03	A	L	61-80
2/14/02	A	L	62-77
1/19/02	H	L	60-71
2/15/01	A	L	79-89
1/20/01	H	W	59-56 (ot)
2/19/00	H	W	80-66
1/20/00	A	W	79-68
3/6/99	H	W	85-77
1/2/99	A	W	84-77
3/7/98	A	L	73-84
1/2/98	H	L	71-82
2/14/97	H	L	78-90
1/18/97	A	L	45-69
2/15/96	A	L	66-95
1/20/96	H	W	89-85 (ot)

2/16/95	A	L	61-63
1/21/95	H	L	61-64
2/18/94	H*	W	85-69
1/22/94	A	L	78-83
3/11/93	H	L	83-91
1/9/93	A	W	91-77
3/6/92	H	W	83-67
2/8/92	A	W	97-63
2/7/91	A	W	112-98
1/13/91	H*	W	115-102
2/9/90	H	W	73-69
1/13/90	A	W	82-70
2/19/89	A	W	75-64
1/21/89	H*	W	93-69
2/20/88	A	W	81-63
1/22/88	H*	W	87-62
2/12/87	H	W	65-59
1/10/87	A	W	66-65
2/13/86	A	L	58-76
1/18/86	H	L	65-70
2/21/85	H	W	79-48
1/26/85	A	W	82-68
2/24/84	H	W	82-76
1/14/84	A	W	81-60
2/12/83	H	W	79-55
1/14/83	A	W	66-65
2/12/82	A	W	85-68
1/16/82	H	W	78-68
2/13/81	H	W	89-80
1/17/81	A	W	90-53
2/16/80	A	W	100-78
1/18/80	H	W	122-43
2/16/79	A	W	98-46
1/8/77	A	W	98-56

* - Played at the John Wooden Center

ARIZONA STATE

All-Time	UCLA 61-28		
Streak	UCLA +12		
At UCLA	UCLA 31-10		
At UCLA (Pauley)	UCLA 24-9		
At UCLA (Wooden)	UCLA 7-1		
At Arizona State	UCLA 26-16		
Neutral	UCLA 4-2		
Pac-10/12 Games	UCLA 43-22		
Pac-10/12 Tournament	UCLA 4-2		
2/26/22	a	w	59-52
1/29/21	H	W	60-57
12/6/20	A	W	63-59
2/2/20	A	W	70-61
1/3/20	H	W	68-66
3/8/19	N	W	73-69
2/25/19	A	W	61-59
2/11/18	H	W	71-63
3/3/17	N	W	77-68
2/26/17	A	W	55-52
1/27/17	H	W	69-60
2/28/16	H	W	74-61
2/5/16	A	L	61-65
2/20/15	H	L	56-68
1/12/14	A	L	57-59
3/1/13	A	W	58-50
1/27/13	H	W	54-50
2/23/12	H*	W	53-38
1/7/12	A	W	64-48
2/26/11	A	W	61-45
1/27/11	H	W	70-60
3/4/10	H	W	63-59
1/3/10	A	W	74-56
2/14/09	H	L	66-69
1/15/09	A	L	44-68
2/28/08	H	L	67-73
12/28/07	A	L	59-62
3/3/07	N	L	64-74
2/18/07	H	L	69-80
1/18/07	A	L	52-92
3/5/06	N	W	60-59
2/2/06	A	L	70-87
1/8/06	H	W	77-69
3/5/05	N	L	71-73
2/12/05	A	L	59-80
1/14/05	H	L	42-44
3/6/04	N	W	70-50

2/14/04	H	W	73-64
1/15/04	A	L	58-73
2/16/03	H	W	71-62
1/16/03	A	W	60-58
2/16/02	A	L	42-64
1/17/02	H	L	57-70
2/17/01	A	L	60-78
1/18/01	H	L	68-78
2/17/00	H	W	56-47
1/22/00	A	W	76-55
3/4/99	H	W	64-61
1/5/99	A	W	98-85
3/5/98	A	W	80-62
1/4/98	H	W	95-73
2/16/97	H	W	91-61
1/10/97	A	L	65-66
2/17/96	A	L	70-71
1/18/96	H	W	84-74
2/18/95	A	W	68-63
1/19/95	H	W	85-64
2/20/94	H*	W	93-81
1/20/94	A	W	84-59
3/13/93	H	W	72-71
1/7/93	A	W	81-63
3/8/92	H*	L	91-99
2/6/92	A	W	88-72
2/9/91	A	L	65-70
1/1/91	H*	W	81-68
2/11/90	H*	W	90-75
1/11/90	A	W	77-67
2/18/89	A	L	73-86
1/20/89	H*	W	85-81
2/19/88	A	W	83-62
1/23/88	H*	W	71-64
2/14/87	H*	W	88-77
1/8/87	A	W	85-78
2/15/86	A	W	76-68
1/17/86	H	L	62-78
2/23/85	H	W	77-70
1/15/85	A	W	97-61
2/25/84	H	W	81-64
1/13/84	A	L	78-79
2/11/83	H	L	61-73
1/15/83	A	W	66-42
2/13/82	A	L	62-74
1/15/82	H	W	79-70
2/14/81	H	W	76-68
1/16/81	A	W	84-55
2/14/80	A	W	86-72
1/19/80	H	W	93-66
1/7/77	A	W	85-47
12/17/77	H	W	106-69

* - Played at the John Wooden Center

ARKANSAS

All-Time	Arkansas 1-0		
Streak	Arkansas +1		
At Arkansas	Arkansas 1-0		
NCAA Tournament	Arkansas 1-0		
3/14/90	A	L	80-90 (ot)

AUBURN

All-Time	Auburn 2-0		
Streak	Auburn +2		
At UCLA	Auburn 1-0		
Neutral	Auburn 1-0		
12/21/13	N	L	60-66
12/15/87	H*	L	52-76

* - Played at the John Wooden Center

BAYLOR

All-Time	Baylor 7-3		
Streak	UCLA +1		
At UCLA	UCLA 3-2		
At Baylor	Baylor 5-0		
11/18/17	H	W	82-68
11/14/16	A	L	70-84
11/17/12	A	L	50-83
12/17/06	H	L	70-83
11/18/05	A	L	85-93
12/19/02	H	L	77-89

12/16/01	A	L	59-92
12/7/96	H	W	58-55
12/18/95	A	L	68-74
12/4/76	H	W	83-79

BELMONT

All-Time	UCLA 1-0		
Streak	UCLA +1		
Neutral	UCLA 1-0		
3/19/76	N	W	80-71

BOISE STATE

All-Time	Boise St. 2-1		
Streak	UCLA +1		
At UCLA	Tied 1-1		
At Boise State	Boise St. 1-0		
NCAA Tournament	UCLA 1-0		
3/18/17	H	W	83-56
12/3/94	A	L	45-61
12/19/93	H	L	64-66

BOWLING GREEN

All-Time	UCLA 1-0		
Streak	UCLA +1		
Neutral	UCLA 1-0		
NCAA Tournament	UCLA 1-0		
3/19/06	N	W	74-61

BYU

All-Time	UCLA 8-4		
Streak	BYU +2		
At UCLA	UCLA 4-2		
At BYU	Tied 2-2		
Neutral	UCLA 2-0		
12/15/07	A	L	58-68
11/22/05	H	L	67-71
11/27/01	H	W	73-62
11/25/00	A	L	53-68
12/17/87	A	W	77-69
2/19/86	H	L	68-81
11/24/82	A	W	96-86
11/27/81	H	W	83-73
12/26/79	H	W	92-80
12/2/78	N	W	87-79
3/17/78	N	W	102-57
12/22/77	H	W	116-62

CALIFORNIA

All-Time	UCLA 57-23		
Streak	UCLA +8		
At UCLA	UCLA 29-8		
At UCLA (Pauley)	UCLA 24-8		
At UCLA (Wooden)	UCLA 5-0		
At California	UCLA 20-15		
Neutral	UCLA 8-0		
Pac-10/12 Games	UCLA 45-22		
Pac-10/12 Tournament	UCLA 6-0		
2/6/22	H	W	59-54
12/19/20	H	W	71-37
2/9/20	A	W	74-70 (ot)
2/17/19	H	W	80-74
1/4/19	A	W	84-79 (ot)
3/2/18	N	W	77-74
1/19/18	H	W	60-52
12/31/17	A	W	82-46
2/3/17	A	L	77-80
3/5/16	N	W	73-67 (ot)
1/22/16	H	W	75-56
12/21/15	A	L	104-108 (2ot)
2/12/15	A	L	64-70
1/25/15	H	L	57-72
2/21/14	H	L	72-77
1/26/14	A	L	53-69
3/9/13	N	W	70-58
2/15/13	H	L	51-79
1/20/13	A	L	65-70
2/9/12	A	L	58-67
12/29/11	H*	W	60-55
3/11/11	N	W	63-50
2/18/11	H	W	63-48
1/22/11	A	W	65-56
2/6/10	A	W	44-32

1/8/10	H	W	57-46
3/1/09	H	W	71-56
1/29/09	A	L	48-64
1/31/08	A	L	53-67
1/6/08	H	L	70-73 (ot)
2/24/07	A	L	69-88
12/20/06	H	W	77-68 (ot)
3/4/06	N	W	80-63
1/29/06	H	W	90-87 (ot)
12/30/05	A	L	58-65
2/18/05	H	W	73-61
1/22/05	A	W	85-70

ALL-TIME RECORD VS. OPPONENTS

CAL STATE FULLERTON

All-Time	UCLA 26-10
Streak	UCLA +6
At UCLA	UCLA 14-3
At Cal State Fullerton	UCLA 11-6
Neutral	Tied 1-1
11/27/20	H W 98-49
11/16/08	H W 78-62
11/30/06	A W 84-74
12/17/99	A W 108-75
12/5/98	H* W 94-64
12/2/92	H W 99-66
11/28/90	A L 63-78
12/8/89	H* W 84-75
12/10/88	A L 51-68
12/5/86	H* W 79-55
3/1/86	A W 62-57
11/30/85	N W 67-52
2/16/85	A W 78-69
1/16/85	H L 55-65
2/10/84	A W 63-56
3/7/84	H L 59-66
2/18/83	A W 80-70
1/22/83	H W 82-62
2/26/82	H W 73-61
1/26/82	A W 88-66
2/20/81	A L 86-88
1/20/81	H W 99-75
2/12/80	H W 94-58
1/25/80	A W 89-64
2/15/79	A W 72-69
1/23/79	H W 100-87
2/16/78	A W 100-73
1/25/78	H W 101-55
3/12/77	A L 87-91
2/17/77	H W 74-48
1/28/77	A L 61-68
3/4/76	A L 69-74
12/20/75	H W 73-68
3/1/75	N L 62-63
2/20/75	A W 51-43
2/5/75	H L 55-60

* - Played at the John Wooden Center

CAL STATE NORTHRIDGE

All-Time	UCLA 11-1
Streak	UCLA +2
At UCLA	UCLA 5-1
At Cal State Northridge	UCLA 6-0
11/18/21	H W 73-46
12/7/19	A W 58-44
12/20/12	H L 72-77
11/30/08	H W 96-53
11/14/07	A W 81-69
12/17/03	A W 74-66
12/21/02	H W 88-49
12/29/91	H W 107-47
3/1/76	A W 98-55
1/24/76	A W 81-56
2/12/75	H W 87-32
2/3/75	A W 77-27

CENTRAL FLORIDA

All-Time	UCLA 1-0
Streak	UCLA +1
Neutral	UCLA 1-0
12/19/94	N W 61-56

CHARLOTTE

All-Time	UCLA 2-1
Streak	UCLA +1
At UCLA	Charlotte 1-0
At Charlotte	UCLA 1-0
Neutral	UCLA 1-0
11/26/05	N W 87-71
1/1/95	H L 50-60
12/30/93	A W 72-57

CINCINNATI

All-Time	Tied 1-1
----------	----------

Streak	UCLA +1
At UCLA	UCLA 1-0
At Cincinnati	Cincinnati 1-0
12/2/14	H W 66-58
11/26/88	A L 57-59

CLEMSON

All-Time	UCLA 2-1
Streak	UCLA +2
At UCLA	UCLA 1-0
At Clemson	UCLA 1-0
Neutral	Clemson 1-0
12/3/05	A W 76-63
11/24/04	H W 83-52
12/21/94	N L 62-79

COLGATE

All-Time	UCLA 1-0
Streak	UCLA +1
Neutral	UCLA 1-0
11/26/11	N W 68-48

COLORADO

All-Time	UCLA 14-6
Streak	Colorado +2
At UCLA	UCLA 7-2
At Colorado	UCLA 7-4
Neutral	Colorado 1-0
Pac-12 Games	UCLA 10-4
Pac-12 Tournament	Colorado 1-0
2/18/22	H L 54-67
1/9/22	A L 63-71
2/28/20	H W 62-52
1/12/20	A W 65-62
3/3/19	H W 84-50
2/8/19	A W 64-60
2/22/18	H W 73-67
1/14/18	A W 93-55
1/11/17	H W 87-74
1/29/16	A W 82-64
2/6/15	H W 72-65
1/11/15	A W 90-84
3/6/14	N L 65-76
2/28/14	A L 42-62
1/5/14	H L 59-61
2/1/13	H W 62-46
1/29/12	A W 62-54 (ot)
12/8/01	H L 48-79
12/2/00	A L 63-88
12/22/84	A W 77-70
12/22/83	H W 91-66

COLORADO STATE

All-Time	UCLA 1-0
Streak	UCLA +1
Neutral	UCLA 1-0
NCAA Tournament	UCLA 1-0
3/20/99	N W 77-68

CONNECTICUT

All-Time	UConn 7-0
Streak	UConn +7
At UCLA	UConn 2-0
At Connecticut	UConn 1-0
Neutral	UConn 4-0
NCAA Tournament	UConn 2-0

12/11/21	N L 61-71
3/29/19	N L 61-69
11/21/17	H L 60-48
3/25/17	N L 71-86
12/21/14	N L 50-86
12/23/99	A L 64-106
11/17/98	H L 102-113

CREIGHTON

All-Time	UCLA 2-0
Streak	UCLA +2
At UCLA	UCLA 1-0
Neutral	UCLA 1-0
3/19/18	H W 86-64
11/25/17	N W 72-63

DELAWARE STATE

All-Time	UCLA 1-0
Streak	UCLA +1
Neutral	UCLA 1-0
12/8/06	N W 64-54

DEPAUL

All-Time	UCLA 2-0
Streak	UCLA +2
At UCLA	UCLA 1-0
At DePaul	UCLA 1-0
12/2/83	A W 86-62
12/18/82	H W 74-48

DUKE

All-Time	Duke 2-1
Streak	Duke +2
At UCLA	Duke 1-0
At Duke	UCLA 1-0
Neutral	Duke 1-0
11/10/00	N L 52-80
12/28/98	H L 80-85
12/20/97	A W 93-83

EAST CAROLINA

All-Time	UCLA 1-0
Streak	UCLA +1
Neutral	UCLA 1-0
12/20/10	N W 81-67

EASTERN ILLINOIS

All-Time	UCLA 1-0
Streak	UCLA +1
At UCLA	UCLA 1-0
11/24/89	H W 73-70

EASTERN WASHINGTON

All-Time	UCLA 1-0
Streak	UCLA +1
At UCLA	UCLA 1-0
12/13/80	H W 93-69

FORDHAM

All-Time	UCLA 1-0
Streak	UCLA +1
At Fordham	UCLA 1-0
12/20/17	A W 67-30

FRESNO STATE

All-Time	UCLA 10-0
Streak	UCLA +10
At UCLA	UCLA 6-0
At Fresno State	UCLA 4-0
12/7/18	H W 80-69
12/11/04	A W 92-76
12/21/03	H W 69-56
12/14/98	A W 74-71
12/2/95	H W 75-70
12/16/83	H W 79-63
1/14/76	H W 89-44
2/13/76	A W 96-47
2/7/75	A W 89-51
1/25/75	H W 82-44

GARDNER-WEBB

All-Time	UCLA 1-0
Streak	UCLA +1
Neutral	UCLA 1-0
11/21/04	N W 89-48

GEORGE WASHINGTON

All-Time	GW 3-0
Streak	GW +3
At UCLA	GW 1-0
At GW	GW 1-0
Neutral	GW 1-0
NCAA Tournament	GW 1-0
3/17/00	N L 72-79
11/28/97	H L 73-78
12/19/96	A L 53-76

GEORGIA

All-Time	UCLA 4-3
----------	----------

Streak	UCLA +3
At UCLA	Georgia 2-1
At Georgia	Tied 1-1
Neutral	UCLA 2-0
NCAA Tournament	Georgia 1-0
12/19/20	A W 59-50
11/14/18	H W 80-69
11/25/05	N W 84-64
12/6/02	A L 83-91
12/30/00	H L 55-89
3/21/85	H L 42-78
11/27/82	N W 75-57

GEORGIA TECH

All-Time	UCLA 1-0
Streak	UCLA +1
Neutral	UCLA 1-0
12/19/94	N W 81-69

GONZAGA

All-Time	Gonzaga 2-0
Streak	Gonzaga +2
At Gonzaga	Gonzaga 1-0
Neutral	Gonzaga 1-0
NCAA Tournament	Gonzaga 1-0
3/21/11	A L 75-89
11/24/06	N L 57-62

GRAND CANYON

All-Time	UCLA 1-0
Streak	UCLA +1
Neutral	UCLA 1-0
11/30/13	N W 62-60

GREEN BAY

All-Time	UCLA 1-0
Streak	UCLA +1
At UCLA	UCLA 1-0
NCAA Tournament	UCLA 1-0
3/13/99	H W 76-69

HAWAII

All-Time	UCLA 8-1
Streak	UCLA +4
At UCLA	UCLA 6-0
At Hawaii	Tied 1-1
Neutral	UCLA 1-0
NCAA Tournament	UCLA 1-0
12/4/16	H W 72-49
3/19/16	H W 66-50
12/19/10	N W 72-44
11/19/09	H W 98-52
11/23/02	A L 66-70
11/26/84	H W 70-48
11/24/83	A W 78-67
1/8/83	H W 82-57
1/13/81	H W 106-44

IDAHO STATE

All-Time	Idaho St. 1-0
Streak	Idaho St. +1
Neutral	Idaho St. 1-0
12/1/07	N L 64-76

ILLINOIS

All-Time	Illinois 3-1
Streak	Illinois +1
At UCLA	Tied 1-1
At Illinois	Illinois 2-0
12/19/04	A L 63-78
11/30/03	H W 68-56
12/20/87	A L 61-79
12/28/85	H L 63-64

ILLINOIS-CHICAGO

All-Time	UCLA 1-0
Streak	UCLA +1
At UIC	UCLA 1-0
12/19/18	A W 78-47

ILLINOIS STATE

All-Time	Illinois St. 2-0
Streak	Illinois St. +2

At UCLA	Illinois St. 1-0
Neutral	Illinois St. 1-0
11/14/09	N L 55-61
1/4/82	H L 62-65

INDIANA

All-Time	UCLA 2-1
Streak	UCLA +1
At UCLA	Indiana 1-0
At Indiana	UCLA 1-0
Neutral	UCLA 1-0
12/22/19	A W 68-58
12/2/18	H L 65-67
3/13/75	N W 74-61

INDIANA STATE

All-Time	UCLA 1-0
Streak	UCLA +1
Neutral	UCLA 1-0
3/17/77	N W 102-73

IOWA

All-Time	Tied 1-1
Streak	UCLA +1
At Iowa	Iowa 1-0
Neutral	UCLA 1-0
11/24/16	N W 78-65
11/24/90	A L 52-81

JAMES MADISON

All-Time	JMU 4-1
Streak	UCLA +1
At UCLA	Tied 1-1
At JMU	JMU 2-0
Neutral	JMU 1-0
11/20/15	H W 90-61
11/14/14	A L 87-91 (ot)
11/29/13	N L 67-77
12/16/91	A L 72-78
12/30/90	H L 69-75

KANSAS

All-Time	Tied 2-2
Streak	Kansas +1
At UCLA	UCLA 1-0
At Kansas	Tied 1-1
Neutral	Kansas 1-0
12/3/09	A L 49-54
12/21/08	H W 67-64
11/25/90	N L 63-76
3/21/81	A W 73-71

KANSAS STATE

All-Time	UCLA 4-0
Streak	UCLA +4
At UCLA	UCLA 2-0
At Kansas State	UCLA 1-0
Neutral	UCLA 1-0
11/24/17	N W 64-55
12/19/80	H W 83-70
2/2/79	A W 64-60
1/23/78	H W 123-62

KENT STATE

All-Time	Kent St. 1-0
Streak	Kent St. +1
Neutral	Kent St. 1-0
11/26/21	N L 69-75

KENTUCKY

All-Time	UCLA 4-2
Streak	Kentucky +1
At UCLA	UCLA 2-0
At Kentucky	Kentucky 1-0
Neutral	UCLA 2-1
NCAA Tournament	UCLA 1-0
11/23/18	N L 74-75 (ot)
3/15/99	H W 87-63
11/29/98	N W 64-54
12/28/94	H W 74-65
12/21/81	A L 72-83
1/6/78	N W 97-72

ALL-TIME RECORD VS. OPPONENTS

LIBERTY

All-Time	UCLA 1-0
Streak	UCLA +1
At UCLA	UCLA 1-0
Neutral	UCLA 1-0
11/16/01	N W 62-55

LONG BEACH STATE

All-Time	LBSU 18-16
Streak	UCLA +4
At UCLA	LBSU 8-7
At LBSU	LBSU 8-6
Neutral	UCLA 3-2
11/14/19	H W 86-51
2/5/02	A W 77-73
12/10/00	H W 86-60
12/6/95	H W 89-65
12/3/87	A L 57-103
12/15/86	H L 65-110
2/7/86	H L 69-85
1/21/86	A L 56-79
2/13/85	H L 70-96
1/22/85	A L 65-118
3/1/84	A L 61-64
1/25/84	H L 82-93
2/2/83	H L 60-82
1/20/83	A L 63-81
2/24/82	A L 61-63
1/28/82	H L 73-74
2/18/81	H L 65-85
1/22/81	A W 85-76
3/7/80	N L 88-89
2/20/80	A L 91-94
1/23/80	H L 79-82
3/10/79	N W 96-80
2/7/79	A W 76-74
1/19/79	H W 84-77
3/10/78	N W 79-78
2/8/78	H W 94-65
1/18/78	A W 107-94
3/11/77	N W 91-77
2/9/77	A W 86-73
1/22/77	H W 93-59
3/12/76	N L 77-78
2/18/76	A W 67-62
1/21/76	H W 75-62
1/22/75	A L 45-50

LSU

All-Time	LSU 4-2
Streak	LSU +3
At UCLA	UCLA 2-1
At LSU	LSU 3-0
12/13/11	A L 41-58
12/28/10	H L 53-55
1/6/84	A L 87-101
1/12/82	H W 81-63
1/5/80	A L 72-73
1/16/79	H W 95-85

LOUISIANA TECH

All-Time	La. Tech 11-1
Streak	UCLA +1
At UCLA	La. Tech 4-0
At La. Tech	La. Tech 5-0
Neutral	La. Tech 2-1
NCAA Tournament	La. Tech 1-0
11/27/15	N W 68-57
12/5/99	N L 64-82
3/22/99	N L 62-88
1/4/86	A L 59-73
1/29/85	H L 50-76
1/4/84	A L 58-94
1/26/83	H L 59-84
2/20/82	A L 63-103
3/24/81	A L 54-87
1/29/81	H L 61-99
1/4/80	A L 77-93
1/12/79	H L 81-85

LOYOLA MARYMOUNT

All-Time	UCLA 10-1
Streak	UCLA +1
At UCLA	UCLA 6-0
At Loyola Marymount	UCLA 4-1
11/9/19	H W 74-52
11/6/18	A L 63-69
12/2/12	H W 86-66
12/4/11	A W 84-48
12/3/10	A W 67-43
12/28/09	H W 73-52
12/5/96	A W 60-39
1/2/93	H W 81-47
12/2/88	A W 61-46
1/20/87	H W 72-45
2/3/84	H W 106-59

MARYLAND

All-Time	Maryland 5-3
Streak	UCLA +1
At UCLA	Tied 2-2
At Maryland	Maryland 2-0
Neutral	Tied 1-1
3/25/19	A W 85-80
11/23/08	A L 65-88
11/25/07	H L 75-79
12/30/95	H W 82-70
12/29/81	H L 74-81
12/30/78	N L 56-71
3/25/78	H W 90-74
1/4/78	A L 88-92

MEMPHIS

All-Time	UCLA 1-0
Streak	UCLA +1
At UCLA	UCLA 1-0
1/9/81	H W 82-71

MERCER

All-Time	UCLA 1-0
Streak	UCLA +1
Neutral	UCLA 1-0
3/14/75	N W 62-50

MIAMI

All-Time	Miami 1-0
Streak	Miami +1
Neutral	Miami 1-0
12/18/14	N L 67-74

MICHIGAN

All-Time	UCLA 4-0
Streak	UCLA +4
at UCLA	UCLA 1-0
at Michigan	UCLA 2-0
Neutral	UCLA 1-0
WNIT	UCLA 1-0
NCAA Tournament	UCLA 1-0
12/11/16	H W 84-64
12/13/15	A W 86-77
4/1/15	A W 69-65
3/13/98	N W 65-58

MICHIGAN STATE

All-Time	MSU 2-1
Streak	MSU +2
At UCLA	MSU 1-0
At Michigan State	MSU 1-0
Neutral	UCLA 1-0
12/19/03	H L 43-47
11/17/01	A L 63-67
12/29/92	N W 82-57

MINNESOTA

All-Time	UCLA 2-1
Streak	UCLA +1
At Minnesota	Tied 1-1
Neutral	UCLA 1-0
NCAA Tournament	Minnesota 1-0
12/20/13	A W 58-55
3/21/04	A L 81-92
12/19/79	N W 78-63

MISSISSIPPI STATE

All-Time	MSU 1-0
Streak	MSU +1
Neutral	MSU 1-0
NCAA Tournament	MSU 1-0
3/25/18	N L 73-89

MISSOURI

All-Time	Missouri 2-0
Streak	Missouri +2
At UCLA	Missouri 1-0
At Missouri	Missouri 1-0
1/5/83	H L 61-62
12/17/81	A L 57-59

MISSOURI STATE

All-Time	MSU 1-0
Streak	MSU +1
Neutral	MSU 1-0
NCAA Tournament	MSU 1-0
3/26/92	N L 57-83

MONMOUTH

All-Time	UCLA 1-0
Streak	UCLA +1
At Monmouth	UCLA 1-0
12/22/87	A W 81-62

MONTANA

All-Time	UCLA 1-0
Streak	UCLA +1
Neutral	UCLA 1-0
NCAA Tournament	UCLA 1-0
3/19/11	N W 55-47

MONTANA STATE

All-Time	UCLA 1-0
Streak	UCLA +1
At UCLA	UCLA 1-0
12/5/10	H W 54-44

NEBRASKA

All-Time	UCLA 4-3
Streak	Nebraska +3
At UCLA	UCLA 2-1
At Nebraska	Tied 1-1
Neutral	Tied 1-1
NCAA Tournament/Nebraska 1-0	
11/28/14	H L 66-71
11/8/13	A L 49-77
3/23/10	N L 70-83
11/27/98	N W 85-67
1/10/84	H W 84-54
2/3/79	A W 72-63
1/11/77	H W 68-53

NEVADA

All-Time	UCLA 1-0
Streak	UCLA +1
At UCLA	UCLA 1-0
12/7/08	H W 62-47

NEW MEXICO

All-Time	UNM 2-0
Streak	UNM +2
At New Mexico	UNM 2-0
12/9/06	A L 63-72
11/11/00	A L 54-75

NEW ORLEANS

All-Time	UCLA 2-1
Streak	UCLA +2
At UCLA	UNO 1-0
At New Orleans	UCLA 1-0
Neutral	UCLA 1-0
12/29/96	N W 90-59
1/2/86	A W 79-59
12/7/84	H L 73-75

NORTH CAROLINA

All-Time	UNC 6-4
Streak	UNC +3
At UCLA	UCLA 2-1
At North Carolina	UNC 4-0

Neutral	UCLA 2-1
11/22/18	N L 49-83
11/16/14	A L 68-84
11/17/13	H L 68-78
11/20/99	N W 69-65
11/28/98	N W 86-68
12/18/97	A L 78-82 (ot)
12/18/88	A L 71-95
12/31/87	H* W 82-71
12/18/86	A L 51-82
12/30/85	H W 82-71 (ot)
* - Played at the John Wooden Center	

NORTH CAROLINA A&T

All-Time	UCLA 1-0
Streak	UCLA +1
At NC A&T	UCLA 1-0
12/20/16	A W 83-42

UNC GREENSBORO

All-Time	UCLA 1-0
Streak	UCLA +1
Neutral	UCLA 1-0
12/20/94	N W 72-70

NORTH CAROLINA STATE

All-Time	NC State 6-2
Streak	NC State +1
At UCLA	NC State 1-0
At NC State	NC State 2-0
Neutral	NC State 3-2
NCAA Tournament	UCLA 1-0
12/1/13	N L 49-67
3/21/10	N W 74-54
11/25/94	H L 55-58
12/28/93	N L 88-90
11/25/88	N L 60-67
12/2/84	N W 74-68
1/2/79	A L 69-90
1/7/78	A L 81-91

NORTHERN ARIZONA

All-Time	UCLA 3-0
Streak	UCLA +3
At UCLA	UCLA 2-0
Neutral	UCLA 1-0
12/3/88	H* W 80-46
11/28/87	N W 77-37
1/11/86	H W 68-54
* - Played at the John Wooden Center	

NORTHERN COLORADO

All-Time	UCLA 2-0
Streak	UCLA +2
At UCLA	UCLA 2-0
WNIT	UCLA 1-0
11/22/19	H W 92-58
3/26/15	H W 74-60

NORTHWESTERN

All-Time	Tied 1-1
Streak	NW +1
At UCLA	UCLA 1-0
At Northwestern	NW 1-0
12/19/85	A L 59-81
12/19/84	H W 96-74

NORTHWESTERN STATE

All-Time	UCLA 1-0
Streak	UCLA +1
Neutral	UCLA 1-0
11/30/02	N W 82-74

NOTRE DAME

All-Time	UCLA 9-8
Streak	ND +4
At UCLA	UCLA 5-3
At Notre Dame	ND 4-3
Neutral	Tied 1-1
NCAA Tournament	UCLA 1-0
11/28/15	N L 84-92 (ot)
12/28/14	H L 67-82
12/7/13	A L 48-90
11/23/12	H L 64-76

11/18/10	A W 86-83 (2ot)
11/14/98	A L 82-99
11/30/97	H L 91-93 (2ot)
3/18/92	H W 93-72
11/30/90	H W 89-75
12/22/89	A L 60-61
1/5/87	H W 67-65 (ot)
12/21/85	A W 73-67
12/30/84	H W 78-51
12/3/83	A L 61-70
1/30/83	H W 84-53
11/26/82	N W 82-54
12/5/81	A W 50-45

OHIO STATE

All-Time	Ohio State 5-3
Streak	Ohio State +1
At UCLA	UCLA 3-1
At Ohio State	Ohio State 4-0
12/21/04	A L 60-83
12/30/03	H W 71-56
11/24/01	H W 64-60
12/21/00	A L 57-79
12/22/92	A L 80-91
12/18/91	H W 72-58
12/20/89	A L 57-66
12/30/88	H L 46-63

OKLAHOMA

All-Time	Tied 3-3
Streak	UCLA +1
At UCLA	UCLA 2-1
At Oklahoma	Tied 1-1
Neutral	Oklahoma 1-0
NCAA Tournament	Oklahoma 1-0
11/24/13	H W 82-76
3/25/13	N L 72-85
11/14/12	A W 86-80
11/21/06	H L 68-77
12/5/05	A L 78-83
1/8/82	H W 82-63

OKLAHOMA STATE

All-Time	UCLA 2-1
Streak	UCLA +1
At UCLA	UCLA 2-0
At Oklahoma State	OSU 1-0
12/16/18	H W 71-59
12/8/17	A L 72-87
1/8/85	H W 76-57

OLD DOMINION

All-Time	ODU 8-4
Streak	ODU +1
At UCLA	ODU 3-2
At Old Dominion	ODU 4-1
Neutral	Tied 1-1
12/18/00	A L 62-86
12/29/99	H W 82-76
12/19/90	A W 80-66
12/30/89	H L 64-68
1/4/85	A L 58-74
1/17/84	H W 76-74
1/7/82	H L 60-85
1/6/81	A L 74-91
1/11/80	H L 45-73
3/22/79	N L 82-87
1/3/79	A L 60-90
3/18/77	N W 66-59

ORAL ROBERTS

All-Time	UCLA 1-0
Streak	UCLA +1
At UCLA	UCLA 1-0
12/17/78	H W 85-64

OREGON

All-Time	UCLA 39-37
Streak	Oregon +3
At UCLA	UCLA 23-13
At UCLA (Pauley)	UCLA 21-11
At UCLA (Wooden)	Tied 2-2
At Oregon	Oregon 21-15

ALL-TIME RECORD VS. OPPONENTS

Neutral	Oregon 2-1
Pac-10/12 Games	UCLA 37-33
Pac-10/12 Tournament	Oregon 3-1
3/3/22	N L 60-63
2/16/22	A L 53-67
1/28/22	A L Forfeit
2/19/21	H W 83-56
1/3/21	A W 73-71
2/14/20	H L 66-80
3/9/19	N L 83-88 (ot)
2/22/19	A W 74-69
1/13/19	H L 52-72
3/3/18	N L 62-65
2/19/18	A L 94-101 (ot)
1/7/18	H L 61-70
2/10/17	A L 75-84
1/15/17	H W 79-63
2/19/16	A W 77-72
1/2/16	H W 80-69
1/31/15	A L 65-67
1/5/15	H L 46-62
2/17/14	A W 103-83
1/17/14	H W 88-83
1/4/13	A W 89-80
1/21/12	H* L 62-83
2/10/11	A W 75-48
1/15/11	H W 87-57
2/27/10	A W 91-75
1/28/10	H W 104-80
3/5/09	A W 70-69
1/4/09	H L 56-73
2/23/08	A L 55-66
1/24/08	H W 63-59
2/1/07	A L 60-76
1/7/07	H W 77-70
2/25/06	A W 66-65
12/20/05	H W 82-63
1/27/05	A L 71-78
1/4/05	H W 70-54
1/29/04	H L 55-61
1/4/04	A W 63-57
3/8/03	N W 71-58
3/1/03	H W 56-54
12/27/02	A W 93-68
1/26/02	A L 54-76
12/20/01	H L 67-76
2/23/01	H W 70-68
1/27/01	A L 43-54
2/24/00	A L 72-89
1/29/00	H L 58-67
2/4/99	A L 79-106
1/10/99	H W 76-72
2/6/98	H W 82-54
1/10/98	A W 80-75
3/1/97	A L 61-64
1/31/97	H L 64-76
3/2/96	H W 83-64
2/1/96	A L 48-75
3/11/95	A L 65-83
1/5/95	H L 59-84
3/12/94	H L 68-76
1/6/94	A L 77-82
2/13/93	A L 78-89
1/13/93	H W 79-75
3/14/92	A W 83-76
1/10/92	H* W 91-72
2/22/91	A W 82-74
1/27/91	H* W 93-67
2/23/90	H W 79-65
1/27/90	A L 66-80
3/3/89	H* L 60-76
2/4/89	A L 65-75
2/5/88	A W 74-65
1/8/88	H W 77-70
2/21/87	A L 55-77
1/15/87	H W 75-71
12/23/82	A L 59-74
1/30/82	H W 90-74
12/6/80	H W 92-88
* - Played at the John Wooden Center	

OREGON STATE

All-Time	UCLA 49-30
Streak	UCLA +1
At UCLA	UCLA 28-9
At UCLA (Pauley)	UCLA 22-9
At UCLA (Wooden)	UCLA 5-0
At Oregon State	OSU 18-17
Neutral	UCLA 4-3
Pac-10/12 Games	UCLA 42-26
Pac-10/12 Tournament	Tied 2-2
3/27/22	A W 74-66
1/30/22	A L 58-72
2/21/21	H L 64-71
2/17/20	H W 83-74 (ot)
2/24/19	A L 72-75
1/11/19	H L 73-83
2/16/18	A L 64-67 (ot)
1/5/18	H W 84-49
3/4/17	N L 53-63
2/12/17	A L 61-68
1/13/17	H W 66-56
3/6/16	N L 57-69
2/21/16	A L 54-64
1/4/16	H W 71-51
2/2/15	A L 64-82
1/3/15	H L 47-65
2/14/14	A L 54-70
1/20/14	H W 66-63
1/6/13	A W 68-64
1/19/12	H* W 69-60
2/12/11	A W 58-48
1/13/11	H W 58-46
3/12/10	N W 60-44
2/25/10	A W 74-53
1/30/10	H W 70-44
3/13/09	N W 62-56
3/7/09	A L 58-61
1/2/09	H W 60-53
2/21/08	A W 55-52
1/26/08	H W 74-70
2/3/07	A W 75-65
1/5/07	H L 52-56
2/23/06	A W 72-59
12/22/05	H W 79-64
1/29/05	A W 74-54
1/2/05	H W 73-45
1/31/04	H W 91-58
1/2/04	A L 68-82
2/27/03	H W 82-71
12/29/02	A W 58-54
1/24/02	A L 36-77
12/22/01	H L 65-79
2/25/01	H L 57-65
1/25/01	A L 58-71
2/26/00	A L 52-72
1/27/00	H W 83-60
2/6/99	A W 90-68
1/8/99	H W 105-50
2/6/98	H W 81-70
1/8/98	A W 76-70
2/27/97	A W 79-68
2/2/97	H W 77-54
2/29/96	H W 68-56
2/3/96	A L 70-82
3/9/95	A L 75-95
1/7/95	H W 84-73
3/10/94	H L 62-83
1/8/94	A W 76-61
2/11/93	A L 68-71
1/16/93	H L 67-71
3/12/92	A W 71-70
1/12/92	H* W 89-71
2/24/91	A L 83-89
1/25/91	H* W 66-55
2/25/90	H* W 74-55
1/25/90	A W 82-60
3/4/89	H* W 77-61
2/3/89	A L 58-81
2/6/88	A W 77-60
1/7/88	H W 66-51
2/20/87	A W 65-53
1/17/87	H L 69-74

12/30/83	H W 67-49
3/19/83	N L 62-75
12/22/82	A L 71-81
3/18/81	H W 72-65
12/18/79	N W 77-76
3/16/79	N W 105-70
12/11/76	H W 125-35
* - Played at the John Wooden Center	

PACIFIC

All-Time	UCLA 5-0
Streak	UCLA +5
At UCLA	UCLA 5-0
12/15/19	H W 68-57
11/11/16	H W 82-55
1/21/84	H W 91-71
12/3/82	H W 89-62
12/8/79	H W 102-41

PENN STATE

All-Time	UCLA 2-1
Streak	Penn State +1
At UCLA	Tied 1-1
Neutral	UCLA 1-0
2/6/83	H L 70-79
12/22/80	H W 85-74
12/29/78	N W 85-81

PEPPERDINE

All-Time	UCLA 17-3
Streak	UCLA +4
At UCLA	UCLA 10-1
At Pepperdine	UCLA 6-2
Neutral	UCLA 1-0
11/10/21	H W 78-69
11/11/13	H W 82-78
12/28/12	A W 77-46
11/18/08	H W 66-55
11/28/07	A L 79-91
12/8/05	H W 95-56
12/2/04	A W 74-61
12/14/02	A L 67-88
12/28/00	H L 56-78
12/11/99	A W 86-67
12/30/98	H W 85-51
12/30/92	N W 100-52
11/22/91	A W 80-67
12/3/90	H W 95-79
1/2/90	A W 76-63
12/6/88	H W 76-68
1/12/88	H W 77-54
12/2/86	A W 71-57
11/24/84	H W 74-49
11/28/81	H W 93-76

PRESBYTERIAN COLLEGE

All-Time	UCLA 1-0
Streak	UCLA +1
At UCLA	UCLA 1-0
11/12/17	H W 76-40

PRINCETON

All-Time	UCLA 2-0
Streak	UCLA +2
At UCLA	UCLA 2-0
11/25/12	H W 65-52
11/25/09	H W 69-59

PURDUE

All-Time	Purdue 2-1
Streak	Purdue +1
At UCLA	UCLA 1-0
At Purdue	Purdue 1-0
Neutral	Purdue 1-0
NCAA Tournament	Purdue 1-0
3/21/06	A L 54-61
12/5/04	H W 70-64
12/13/03	N L 57-58

RICE

All-Time	UCLA 3-0
Streak	UCLA +3
At UCLA	UCLA 2-0
At Rice	UCLA 1-0

11/11/18	H W 59-50
12/17/08	A W 82-64
11/18/07	H W 79-71

RUTGERS

All-Time	Tied 3-3
Streak	Rutgers +1
At UCLA	UCLA 2-0
At Rutgers	Rutgers 3-0
Neutral	UCLA 1-0
12/21/99	A L 46-72
12/27/97	H W 96-93 (ot)
1/3/94	H W 88-78 (ot)
12/20/92	A L 56-71
12/3/81	A L 69-91
1/2/78	N W 104-77

SACRAMENTO STATE

All-Time	UCLA 5-0
Streak	UCLA +5
At UCLA	UCLA 2-0
At Sacramento State	UCLA 1-0
Neutral	UCLA 2-0
12/18/15	A W 109-76
12/12/14	H W 92-83
11/25/06	N W 87-64
11/24/02	N W 106-43
12/13/75	H W 77-37

SAINT JOHN'S

All-Time	UCLA 3-0
Streak	UCLA +3
At UCLA	UCLA 1-0
At St. John's	UCLA 1-0
Neutral	UCLA 1-0
11/28/21	N W 73-65
11/13/15	H W 73-58
12/16/12	A W 53-52 (ot)

SAINT JOSEPH'S

All-Time	Tied 1-1
Streak	UCLA +1
At UCLA	UCLA 1-0
At Saint Joseph's	St. Joseph's 1-0
Neutral	UCLA 1-0
12/31/12	H W 73-65
12/22/11	A L 60-64

SAINT MARY'S

All-Time	UCLA 7-2
Streak	UCLA +4
At UCLA	UCLA 5-0
At Saint Mary's	St. Mary's 2-1
Neutral	UCLA 1-0
WNIT	UCLA 1-0
3/29/15	H W 82-66
12/15/12	N W 76-62
12/12/10	A W 75-59
12/21/09	H W 83-58
12/6/03	A L 52-53
12/3/02	H W 72-60
11/21/97	A L 63-83
12/16/96	H W 76-67
12/7/90	H W 90-82

SAMFORD

All-Time	UCLA 1-0
Streak	UCLA +1
Neutral	UCLA 1-0
12/19/14	N W 71-52

SAN DIEGO

All-Time	UCLA 9-3
Streak	UCLA +2
At UCLA	UCLA 5-1
At San Diego	UCLA 4-2
WNIT	UCLA 1-0
3/22/15	A W 63-58
12/14/08	H W 95-58
12/8/07	A L 57-63
12/5/01	A L 51-79
11/28/00	H L 67-86
12/5/97	H W 87-69
11/23/96	A W 73-61

11/24/95	H W 87-69
12/8/94	A W 83-73
12/1/93	H W 82-62
1/5/91	A W 78-70
12/13/86	H* W 65-42
* - Played at the John Wooden Center	

SAN DIEGO STATE

All-Time	UCLA 25-6
Streak	UCLA +6
At UCLA	UCLA 12-2
At San Diego State	UCLA 12-4
Neutral	UCLA 1-0
12/15/13	A W 56-55
11/10/12	H W 66-52
11/30/11	H* W 78-71
11/12/10	A W 55-48
12/9/99	H W 82-61
12/11/98	A W 104-56
12/6/92	H* L 52-77
1/3/92	A W 82-59
12/29/86	H* W 81-56
1/28/86	A L 77-96
2/27/85	H W 86-64
1/19/85	A L 68-77
2/15/84	H L 68-71
1/28/84	A L 68-82
2/23/83	H W 100-58
1/29/83	A W 72-56
3/3/82	H W 76-51
2/2/82	A W 70-64
3/14/81	N W 61-54
3/6/81	H W 82-61
2/3/81	A L 56-64
2/7/80	H W 95-63
1/8/80	A W 73-60
2/23/79	A W 84-51
1/25/79	H W 90-30
2/22/78	H W 104-44
1/28/78	A W 96-49
2/25/77	A W 98-45
1/25/77	H W 93-42
2/4/76	A W 91-39
1/15/75	A W 84-36
* - Played at the John Wooden Center	

SAN FRANCISCO

All-Time	UCLA 4-2
Streak	San Francisco +1
At UCLA	UCLA 2-0
At San Francisco	Tied 1-1
Neutral	Tied 1-1
12/10/93	A L 68-71
12/8/84	H W 81-58
3/12/81	N W 92-68
12/20/80	H W 90-65
3/8/80	N L 60-74
12/1/78	A W 73-58

SAN JOSÉ STATE

All-Time	UCLA 7-0
Streak	UCLA +7
At UCLA	UCLA 4-0
At San José State	UCLA 3-0
Neutral	Tied 1-1
12/5/21	H W 112-33
11/10/17	H W 129-69
11/22/80	A W 78-63
3/6/80	A W 81-66
12/9/78	H W 71-65
12/8/77	H W 85-70
1/14/77	A W 80-42

SANTA CLARA

All-Time	UCLA 3-1
Streak	UCLA +1
At UCLA	UCLA 2-0
At Santa Clara	SC 1-0
Neutral	UCLA 1-0
11/15/09	N W 77-51
12/12/93	A L 72-78
1/4/93	H W 63-54
12/1/91	H W 91-78

ALL-TIME RECORD VS. OPPONENTS

SETON HALL

All-Time	UCLA 3-1
Streak	UCLA +3
At UCLA	UCLA 2-0
At Seton Hall	Tied 1-1
11/18/18	H W 78-62
12/17/17	A W 77-68
12/28/97	H W 88-58
12/21/96	A L 53-69

SOUTH CAROLINA

All-Time	SC 2-1
Streak	SC +2
At UCLA	SC 1-0
At South Carolina	Tied 1-1
12/18/16	A L 57-66
11/22/15	H L 65-68
1/5/81	A W 81-86*

SOUTH DAKOTA STATE

All-Time	SDSU 2-0
Streak	SDSU +2
At SDSU	SDSU 1-0
Neutral	SDSU 2-0
11/27/21	N L 66-76
3/31/22	A L 59-62

SOUTHERN

All-Time	UCLA 2-0
Streak	UCLA +2
At UCLA	UCLA 1-0
Neutral	UCLA 1-0
11/18/16	H W 95-47
12/2/07	N W 79-52

SOUTHERN ILLINOIS

All-Time	UCLA 1-0
Streak	UCLA +1
At Southern Illinois	UCLA 1-0
12/19/81	A W 85-44

SOUTHERN UTAH

All-Time	UCLA 1-0
Streak	UCLA +1
At UCLA	UCLA 1-0
1/10/89	H W 79-51

SOUTH FLORIDA

All-Time	Tied 1-1
Streak	USF +1
At UCLA	UCLA 1-0
Neutral	USF 1-0
NCAA Tournament	UCLA 1-0
11/24/18	N L 56-60
3/21/16	H W 72-67

STANFORD

All-Time	Stanford 66-27
Streak	Stanford +2
At UCLA	Stanford 26-13
At UCLA (Pauley)	Stanford 24-12
At UCLA (Wooden)	Stanford 2-1
At Stanford	Stanford 29-11
Neutral	Stanford 11-3
Pac-10/12 Games	Stanford 55-13
Pac-10/12 Tournament	Stanford 11-1
2/3/22	H L 48-76
3/7/21	N L 55-75
1/22/21	N W 70-66
12/21/20	H L 49-61
3/7/20	N L 51-67
2/7/20	A W 79-69
1/6/19	A L 80-86
2/15/19	H L 51-65
1/21/18	H W 64-53
12/28/17	A L 65-76
2/6/17	A W 85-76
1/24/16	H W 56-36
3/6/15	N L 62-67
2/15/15	A L 50-68

1/23/15	H L 70-79
2/23/14	H L 56-65
1/24/14	A L 55-72
3/10/13	N L 49-51
2/17/13	H L 57-68
1/18/13	A L 49-75
2/12/12	A L 59-82
12/31/11	H* L 50-77
3/12/11	N L 55-64
2/20/11	H L 53-67
1/20/11	A L 38-64
3/14/10	N L 46-70
2/4/10	A L 53-74
1/10/10	H L 61-65
3/14/09	N L 47-73
2/27/09	H L 58-69
2/1/09	A L 51-68
3/9/08	N L 45-78
2/2/08	A L 62-75
1/4/08	H W 69-56
2/22/07	A L 54-65
12/22/06	H L 59-68
3/6/06	N W 85-76 (ot)
1/27/06	H W 90-80
1/1/06	A L 68-91
2/20/05	H L 68-81
1/20/05	A L 75-100
3/7/04	N L 66-70
2/21/04	A L 54-63
1/23/04	H L 71-78 (ot)
3/9/03	N L 64-69
2/22/03	A L 61-79
1/24/03	H L 78-80
3/2/02	N L 61-96
2/24/02	H L 80-98
12/28/01	A L 50-81
3/3/01	A L 69-83
2/2/01	H L 52-60
3/3/00	H W 64-61
2/3/00	A L 68-83
2/12/99	H L 84-87
1/16/99	A W 80-72
2/13/98	A L 80-105
1/18/98	H L 70-75
2/18/97	A L 68-98
1/10/97	H L 62-74
2/11/96	H L 59-61
1/11/96	A L 77-81
2/25/95	H L 49-84
1/26/95	A L 49-88
2/26/94	A L 82-94
1/28/94	H W 80-73
2/18/93	H L 54-71
1/21/93	A L 70-79
2/14/92	H L 69-92
1/18/92	A L 92-95
2/17/91	H L 77-91
1/17/91	A L 74-91
2/17/90	A L 65-91
1/18/90	H L 80-98
3/10/89	A L 66-104
1/7/89	H* L 71-73
3/12/88	A W 75-74
3/4/88	H W 74-64
2/7/87	H* W 64-49
1/2/87	A L 60-62
2/22/86	H W 65-43
1/24/86	A W 65-62
3/2/85	A W 75-61
2/1/85	H W 72-58
2/17/84	H W 68-48
1/20/84	A W 83-51
3/5/83	H W 92-69
12/30/82	A W 70-68
11/24/80	A W 78-67
12/15/79	H W 88-63
3/8/79	N W 85-68
3/9/78	A W 80-54
2/11/78	A W 99-69

* - Played at the John Wooden Center

STEPHEN F. AUSTIN

All-Time	Tied 2-2
Streak	SFA +2
At UCLA	UCLA 1-0
At SFA	SFA 1-0
Neutral	Tied 1-1
11/27/87	N L 61-71
3/3/79	A L 64-99
3/18/78	N W 86-60
2/18/78	H W 85-74

STETSON

All-Time	UCLA 1-0
Streak	UCLA +1
Neutral	UCLA 1-0
NCAA Tournament	UCLA 1-0
3/23/13	N W 66-49

TEMPLE

All-Time	Tied 1-1
Streak	Temple +1
At UCLA	UCLA 1-0
At Temple	Temple 1-0
12/20/11	A L 53-59
11/28/10	H W 71-61

TENNESSEE

All-Time	Tennessee 18-2
Streak	UCLA +1
At UCLA	Tennessee 9-0
At Tennessee	Tennessee 8-1
Neutral	Tied 1-1
3/23/19	N W 89-77
12/17/11	H* L 64-85
11/28/09	A L 47-61
12/19/07	H L 70-82
11/16/06	A L 60-83
11/28/99	H L 77-88
12/21/98	A L 77-100
12/16/90	A L 86-113
12/17/89	H L 55-77
12/20/88	A L 50-82
12/13/87	H L 63-89
12/20/86	A L 58-81
12/15/85	H L 64-68
1/6/85	A L 57-72
12/10/83	H L 70-73
12/13/81	H L 66-71
1/3/81	A W 65-62
12/13/79	H L 77-80
3/24/79	N L 86-104
1/5/79	A L 74-88

TEXAS

All-Time	Tied 7-7
Streak	Texas +1
At UCLA	Tied 2-2
At Texas	UCLA 3-2
Neutral	Texas 2-3
NCAA Tournament	Tied 2-2
3/24/21	N L 62-71
3/23/18	N W 84-75
3/26/16	N L 64-72
11/23/14	H L 65-75
12/8/12	N W 62-42
11/28/04	H W 63-60
11/25/03	A L 58-89
11/23/99	H W 84-77 (ot)
12/19/98	A W 81-74
3/22/92	A W 82-81
12/30/80	A W 78-65
12/27/79	H L 69-74
12/20/79	N L 51-74
3/2/79	A L 78-96

TEXAS A&M

All-Time	UCLA 3-1
Streak	UCLA +2
At UCLA	UCLA 2-0
Neutral	Tied 1-1

NCAA Tournament	UCLA 1-0
3/20/17	H W 75-43
12/1/89	N W 65-54
11/29/85	N L 63-79
12/4/80	H W 97-64

TCU

All-Time	Tied 1-1
Streak	TCU +1
Neutral	Tied 1-1
11/19/04	N L 60-65
12/14/91	N W 64-58

TEXAS TECH

All-Time	Texas Tech 6-0
Streak	Texas Tech +6
At UCLA	Texas Tech 3-0
At Texas Tech	Texas Tech 2-0
Neutral	Texas Tech 1-0
12/18/09	H L 58-59
12/29/08	A L 62-72
11/26/06	N L 60-75
11/29/96	H L 80-95
12/20/95	A L 62-84
12/4/85	H L 54-58

TOLEDO

All-Time	UCLA 1-0
Streak	UCLA +1
Neutral	UCLA 1-0
11/25/16	N W 75-73

UAB

All-Time	UCLA 1-0
Streak	UCLA +1
At UCLA	UCLA 1-0
2/4/83	H W 74-68

UC DAVIS

All-Time	UCLA 1-0
Streak	UCLA +1
At UCLA	UCLA 1-0
11/21/10	H W 65-49

UC IRVINE

All-Time	UCLA 10-0
Streak	UCLA +10
At UCLA	UCLA 6-0
At UC Irvine	UCLA 4-0
3/18/22	h w 61-48
12/16/15	H W 83-48
12/4/06	A W 66-62
11/30/05	H W 92-54
12/9/95	A W 73-59
11/28/94	H W 86-74
12/29/87	A W 84-54
11/30/86	H* W 68-58
11/18/80	H W 96-30
1/9/75	A W 106-13

* - Played at the John Wooden Center

UC RIVERSIDE

All-Time	UCLA 7-0
Streak	UCLA +7
At UCLA	UCLA 4-0
At UC Riverside	UCLA 3-0
11/28/17	H W 68-48
12/28/15	A W 70-56
12/10/14	H W 57-43
12/21/07	H W 71-60
11/18/06	A W 70-60
1/29/75	H W 78-22
1/13/75	A W 92-15

UC SANTA BARBARA

All-Time	UCLA 15-2
Streak	UCLA +6
At UCLA	UCLA 8-1
At UC Santa Barbara	UCLA 5-1
Neutral	UCLA 2-0
12/9/20	H W 102-45
12/3/17	H W 74-44

12/14/16	A W 71-52
11/14/10	H W 66-52
12/15/09	A W 61-49
11/12/06	H W 87-62
12/17/05	A L 81-90 (ot)
11/27/93	H W 71-54
12/7/91	H L 70-78
1/11/86	H W 58-38
12/7/85	A W 78-51
12/15/84	H W 94-31
3/10/77	N W 86-33
2/28/76	H W 101-41
1/31/76	A W 90-71
2/27/75	N W 67-54
1/11/74	A W 76-42

UNLV

All-Time	UCLA 7-0
Streak	UCLA +7
At UCLA	UCLA 3-0
At UNLV	UCLA 2-0
Neutral	UCLA 2-0
11/23/03	H W 61-51
12/1/02	A W 72-64
1/22/82	H W 84-60
3/11/78	N W 100-88
3/13/76	N W 97-77
1/17/76	H W 84-80
2/16/75	A W 99-33

USC

All-Time	USC 50-50
Streak	UCLA +6
At UCLA	UCLA 26-21
At USC	USC 29-18
Neutral	UCLA 4-2
Pac-10/12 Games	USC 39-31
Pac-10/12 Tournament	UCLA 4-0
3/2/22	N W 73-60
1/23/22	A W 68-58
1/20/22	H W 66-43
2/26/21	H W 93-51
12/13/20	A W 73-52
3/6/20	N W 73-66
1/17/20	A L 68-70 (OT)
12/29/19	H W 83-59
1/20/19	H L 67-72
12/30/18	A W 72-65
2/5/18	A W 84-70
2/2/18	H W 59-46
1/22/17	H W 71-67
1/18/17	A W 74-59
1/10/16	A L 68-71
12/30/15	H W 78-73
1/18/15	H W 71-60
12/30/14	A W 59-52
2/8/14	A L 54-68
12/30/13	H L 54-56
2/24/13	H W 63-58
2/19/13	A W 68-54
2/19/12	A L 54-66
1/14/12	H* L 43-47
2/6/11	A W 74-67
1/8/11	H W 61-42
3/13/10	A W 59-53
2/13/10	H W 74-56
1/17/10	A L 63-70
2/8/09	A L 76-87
1/11/09	H W 87-75
3/8/08	N W 73-52
2/17/08	H L 36-49
1/19/08	A L 56-64
2/10/07	A L 55-62
1/13/07	H L 72-75
2/18/06	H L 73-77
1/21/06	A L 70-73
2/26/05	A L 77-80
12/28/04	H W 62-61
2/29/04	H W 68-64
12/28/03	A L 51-64

ALL-TIME RECORD VS. OPPONENTS

2/8/03	A	L	68-72
1/12/03	H	W	72-64
2/9/02	A	L	58-71
1/13/02	H	L	57-67
2/10/01	A	L	56-61
1/14/01	H	W	65-53
2/12/00	A	L	69-73
1/16/00	H	W	82-62
2/20/99	A	W	82-64
1/23/99	H	W	94-53
2/21/98	H	W	87-73
1/23/98	A	W	68-64
2/22/97	A	L	74-87
1/24/97	H	L	56-60
2/24/96	H	W	80-64
1/27/96	A	L	77-96
3/3/95	A	L	65-70
2/4/95	H	L	55-56
3/5/94	H	L	66-83
2/4/94	A	L	70-85
2/26/93	A	L	57-66
1/29/93	H	L	60-73
2/22/92	H	L	71-73
1/24/92	A	L	60-62
3/8/91	A	W	83-79
1/5/91	H	L	69-73
3/9/90	H	W	76-72
1/6/90	A	W	83-68
2/10/89	H	L	75-90
1/12/89	A	W	76-62
2/11/88	A	L	63-86
1/15/88	H	L	56-67
2/25/87	A	L	75-81
1/23/87	H	L	72-76
3/6/86	H	L	57-89
2/1/86	A	L	67-89
3/7/85	A	W	57-56
2/6/85	H	W	77-73
3/3/84	N	L	63-85
2/8/84	H	L	60-78
3/9/83	H	L	62-82
2/16/83	A	L	75-83
3/6/82	A	L	83-92
2/4/82	H	L	94-97
3/13/81	N	L	85-102
2/25/81	H	W	87-83
2/6/81	A	W	81-79
2/27/80	H	L	81-99
2/2/80	A	W	71-67
3/9/79	N	W	97-81
2/27/79	H	W	99-80
2/10/79	A	L	68-78
3/3/78	A	W	78-50
2/1/78	H	W	88-63
3/5/77	A	W	94-49
2/4/77	H	W	103-73
3/6/76	A	W	96-59
2/11/76	H	W	90-48

UTAH

All-Time	UCLA 18-4
Streak	Utah +1
At UCLA	UCLA 8-2
At Utah	UCLA 8-2
Neutral	UCLA 2-0
Pac-10/12 Games	UCLA 15-1
Pac-10/12 Tournament	UCLA 1-0
2/20/22	H L 70-75
2/12/21	A W 69-58
3/1/20	H W 77-54
1/10/20	A W 84-54
3/1/19	H W 76-60
2/10/19	H W 100-90
2/24/18	H W 78-71 (ot)
1/12/18	A W 81-74
12/30/16	H W 67-56
1/31/16	A W 69-63
2/8/15	H W 58-45
1/9/15	A W 49-46

3/2/14	A	W	62-52
1/3/14	H	W	55-38
3/8/13	N	W	54-43
2/3/13	H	W	70-42
1/26/12	A	W	65-60
11/21/09	N	W	69-33
12/1/01	A	L	42-89
11/17/00	H	L	42-65
12/28/90	H	W	89-83
12/2/89	A	L	43-65

UTAH STATE

All-Time	UCLA 1-0
Streak	UCLA +1
At UCLA	UCLA 1-0
12/20/77	H W 125-62

VANDERBILT

All-Time	Vanderbilt 2-0
Streak	Vanderbilt +2
Neutral	Vanderbilt 2-0
11/26/95	N L 64-70
12/1/84	N L 62-66

VIRGINIA

All-Time	Tied 2-2
Streak	UCLA +2
At UCLA	Virginia 2-1
At Virginia	UCLA 1-0
11/21/21	H W 69-57
12/1/19	A W 73-62
12/29/95	H L 55-77
12/28/91	H L 55-77

WASHINGTON

All-Time	UCLA 37-33
Streak	UCLA +4
At UCLA	UCLA 23-11
At UCLA (Pauley)	UCLA 21-7
At UCLA (Wooden)	UW 3-1
At Washington	UW 21-14
Neutral	UW 1-1
Pac-10/12 Games	UCLA 36-32
2/13/22	A W 69-61
1/14/22	H W 63-48
3/4/21	N W 58-46
2/7/21	A W 84-50
2/23/20	A L 68-74
1/24/20	H W 85-80 (ot)
2/1/19	H W 76-60
1/25/18	A W 86-69
2/17/17	H W 90-79
1/8/17	A L 70-82
2/14/16	H W 63-59
1/5/16	A L 56-64
2/28/15	A L 61-74
1/31/14	H L 58-70
2/8/13	A W 65-61
1/13/13	H W 85-68
3/3/12	A L 59-67
2/2/12	H* W 79-73 (ot)
3/3/11	H W 60-42
12/31/10	A W 60-48
2/18/10	H W 73-55
1/23/10	A W 69-65
2/20/09	A L 49-59
1/24/09	H W 74-66
2/10/08	H W 75-68
1/10/08	A W 59-57
1/26/07	H W 73-67
12/31/06	A L 67-72
2/11/06	H W 83-75
1/12/06	A L 75-96
2/3/05	H W 86-81
1/9/05	A W 74-63
2/5/04	A W 64-59
1/11/04	H W 65-60
2/1/03	A L 77-111
1/3/03	H W 72-46
2/3/02	H L 48-68
1/4/02	A L 53-86
3/10/01	H W 81-56

1/4/01	A	L	54-73
3/11/00	A	W	85-66
1/7/00	H	W	90-54
2/27/99	A	L	85-96
1/28/99	H	W	90-53
3/1/98	H	W	96-72
1/29/98	A	W	80-59
3/6/97	H	L	75-76
1/4/97	A	L	75-98
3/7/96	A	L	48-70
1/7/96	H	L	66-78
2/10/95	H* L	54-57 (ot)	
1/14/95	A	L	68-81
2/10/94	A	W	65-62
1/15/94	H	L	81-86
3/6/93	A	L	72-80
2/5/93	H	W	68-59
2/29/92	A	W	65-62
1/31/92	H	W	91-60
3/3/91	H* L	54-64	
2/1/91	A	L	71-75
3/3/90	A	L	68-83
2/1/90	H	L	63-76
2/24/89	H	L	62-64
1/27/89	A	L	68-79
2/26/88	H* L	70-84	
1/30/88	A	L	76-82
3/7/87	H	L	69-82
1/29/87	A	L	64-77
11/22/85	N	L	50-68
3/15/85	A	W	78-62

* - Played at the John Wooden Center

WASHINGTON STATE

All-Time	UCLA 59-10
Streak	WSU +1
At UCLA	UCLA 34-0
At UCLA (Pauley)	UCLA 30-0
At UCLA (Wooden)	UCLA 4-0
At Washington State	UCLA 24-10
Neutral	UCLA 1-0
Pac-10/12 Games	UCLA 58-10
Pac-10/12 Tournament	UCLA 1-0
2/11/22	A L 65-66
1/16/22	H W 71-58
2/5/21	A L 63-67
1/17/21	H W 68-66
2/21/20	A W 70-62
1/26/20	H W 66-50
2/1/19	H W 83-56
1/28/18	A W 79-71
2/19/17	H W 67-48
1/6/17	A L 73-82
2/12/16	H W 73-61
1/17/16	A W 75-73
2/26/15	A W 74-69
2/2/14	H W 79-72
2/10/13	A W 80-65
1/11/13	H W 78-52
3/1/12	A L 65-76
2/4/12	H* W 73-52
3/5/11	H W 66-48
1/2/11	A W 80-55
2/20/10	H W 93-58
1/21/10	A W 59-56
2/20/09	A W 65-50
1/22/09	H W 83-48
2/8/08	H W 68-56
1/12/08	A W 76-56
3/2/07	N W 72-58
1/28/07	H W 73-70
12/29/06	A W 74-71
2/9/06	H W 77-50
1/14/06	A W 73-63
2/6/05	H W 68-63
1/7/05	A W 89-69
2/7/04	A W 78-57
1/9/04	H W 78-58
1/30/03	A W 86-70
1/5/03	H W 93-51
2/1/02	H W 79-55
1/6/02	A W 76-64
3/8/01	H W 93-61

* - Played at the John Wooden Center

1/6/01	A	L	52-74
3/9/00	A	W	96-86
1/9/00	H	W	87-60
2/25/99	A	W	104-70
1/30/99	H	W	100-70
2/27/98	H	W	80-74
1/31/98	A	W	76-70
3/6/97	H	W	85-63
1/2/97	A	W	77-73
3/9/96	A	L	81-88 (ot)
1/6/96	H	W	85-75
2/12/95	H* W	71-57	
1/12/95	A	L	80-85
2/12/94	A	W	81-74
1/13/94	H	W	108-76
3/4/93	A	W	77-74
2/7/93	H	W	82-75
2/27/92	A	W	76-68
2/2/92	H	W	80-75
3/1/91	H	W	78-70
2/3/91	A	L	77-78
3/1/90	A	L	72-84
2/3/90	H	W	84-74
2/23/89	H	W	91-72
1/29/89	A	W	82-69
2/27/88	H* W	74-60	
1/28/88	A	L	52-53
3/5/87	H* W	81-56	
1/31/87	A	W	67-62

* - Played at the John Wooden Center

WEBER STATE

All-Time	UCLA 1-0
Streak	UCLA +1
At UCLA	UCLA 1-0
11/5/19	H W 85-45

WEST VIRGINIA

All-Time	UCLA 3-1
Streak	UCLA +1
At UCLA	UCLA 2-0
At West Virginia	UCLA 1-0
Neutral	WVU 1-0
WNIT	UCLA 1-0
4/4/15	A L 62-60
11/25/11	N L 54-63
11/22/98	H W 91-76
11/26/89	H W 68-57

WESTERN KENTUCKY

All-Time	UCLA 2-1
Streak	UCLA +2
At UCLA	UCLA 1-0
At WKU	WKU 1-0
Neutral	UCLA 1-0
12/28/96	N W 73-61
12/4/93	H W 83-71
12/18/92	A L 55-73

WYOMING

All-Time	UCLA 2-0
Streak	UCLA +2
At UCLA	UCLA 0-0
At Wyoming	UCLA 1-0
Neutral	UCLA 1-0
3/24/22	A W 82-81, 30T
3/22/21	N W 69-48

YALE

All-Time	UCLA 1-0
Streak	UCLA +1
At UCLA	UCLA 1-0
11/26/20	H W 100-65

VS. LOWER DIVISION TEAMS

Cal Poly Pomona	UCLA 9-2
Delta State	UCLA 3-2
Hawaii Pacific	UCLA 1-0
Montclair State	UCLA 1-0
San Francisco State	UCLA 1-0
Seattle Pacific	UCLA 1-0
UC San Diego	UCLA 1-0
Wayland Baptist	Wayland 3-1
West Texas A&M	UCLA 1-0

UCLA'S 30-POINT AND UP CLUB

PTS.	NAME, POSITION	OPPONENT
47	Denise Curry, F	vs. Oregon State, 12/15/79
43	Natalie Williams, F	at California, 2/24/94
42	Dora Dome, F	vs. California, 2/5/87
40	Denise Curry, F	vs. Cal State Fullerton, 1/20/81; at Cal Poly Pomona, 2/9/80
39	Maylana Martin, F	at Oregon, 2/24/00
39	Ann Meyers, F	at Long Beach State, 1/18/78
39	Rehema Stephens, G	at Stanford, 1/18/92; vs. James Madison, 12/30/90
38	Maylana Martin, F	at USC, 2/20/99
38	Denise Curry, F	vs. Tennessee, 3/25/79; vs. Stanford, 12/15/79; vs. LSU, 1/16/79
37	Rehema Stephens, G	at Tennessee, 12/16/90
36	Nirra Fields, G	vs. Cal Poly, 12/28/13
36	Nikki Blue, G	vs. Arizona State, 3/5/05
36	Denise Curry, F	vs. BYU, 12/26/79
36	Rehema Stephens, G	vs. Utah, 12/28/90
36	Michelle Greco, G	at Michigan State, 11/17/01
35	Nikki Blue, G	at Washington, 2/1/03
35	Denise Curry, F	at USC, 2/6/81; vs. Memphis, 1/9/81; vs. California, 11/21/80; vs. Cal Poly Pomona, 3/1/80; vs. USC, 3/9/79; vs. USC, 2/27/79
35	Dora Dome, G	at Arizona State, 1/8/87; vs. Tennessee, 12/13/87
35	Natalie Williams, F	vs. Rutgers, 1/3/94
34	Atonye Nyingifa, F	at Oregon, 2/17/14; vs. Oregon, 1/17/14
34	Denise Curry, F	vs. San Francisco, 3/12/81; at LSU, 1/5/80
34	Michelle Greco, G	vs. Long Beach State, 12/10/00
34	Rehema Stephens, G	vs. Stanford, 2/17/91; vs. Oregon, 1/27/91; at California, 1/19/91; vs. Saint Mary's, 12/7/90; vs. Pepperdine, 12/3/90
33	Michaela Onyenwere, F	at Oregon, 1/3/21
33	Nikki Blue, G	at Minnesota, 3/21/04
33	Denise Curry, F	at Arizona, 2/16/80; vs. San Diego State, 2/7/80
33	Nickey Hilbert, G	vs. Arizona State, 1/18/96; vs. USC, 2/24/96
33	Maylana Martin, F	vs. Washington, 3/6/97
33	Rehema Stephens, G	vs. Washington State, 2/2/92; vs. Arizona State, 2/11/90; vs. Notre Dame, 11/30/90
32	Ilmar'I Thomas, F	vs. San Jose State, 12/5/21
32	Charisma Osborne	at Washington State, 2/21/20
32	Nikki Blue, G	at Arizona State, 2/12/05
32	Denise Curry, F	at CS Fullerton, 1/25/80; at CP Pomona, 3/13/79
32	Maylana Martin, F	vs. San Diego, 12/5/97; vs. Texas Tech, 11/29/96
32	Kristee Porter, F	vs. Washington State, 3/8/01
32	Necie Thompson, C	at Cal State Fullerton, 1/26/82
32	Sandra VanEmbricqs, C	vs. Washington, 2/24/89
32	Natalie Williams, F	vs. Arizona State, 2/20/94
31	Charisma Osborne, G	at Oregon State, 3/27/22; vs. Cal State Fullerton, 11/27/20
31	Natalie Chou, G	vs. San Jose State, 12/5/21
31	Michaela Onyenwere, F	vs. Washington, 1/24/20
31	Nirra Fields, G	vs. Oregon, 1/2/16
31	Jordin Canada, G	at West Virginia, 4/4/15
31	Jasmine Dixon, F	at Oregon, 2/27/10
31	Lisa Willis, G	vs. Oregon State, 2/14/06; at California, 2/19/04
31	Noelle Quinn, G	vs. Arizona, 2/12/04
31	Michelle Greco, G	at Pepperdine, 12/14/02
31	Denise Curry, F	vs. Oregon State, 3/18/81; vs. Long Beach State, 2/18/81; vs. Arizona, 2/13/81; vs. Delta St., 1/31/81; vs. Long Beach State, 3/7/80; vs. Delta St., 2/1/80; vs. Wayland Baptist, 3/17/79; vs. Pacific, 12/8/79
31	Char Jones, F	at BYU, 11/24/82
31	Natalie Williams, F/C	vs. Washington State, 2/2/92
31	Rehema Stephens, G	vs. Cal State Fullerton, 12/8/89
30	Michaela Onyenwere, F	vs. Stanford, 3/7/21; vs. USC, 2/26/21 vs. Maryland, 3/25/19
30	Monique Billings, F	vs. Oregon, 1/15/17
30	Jordin Canada, G	at UC Santa Barbara, 12/14/16
30	Nirra Fields, G	vs. California, 2/21/14
30	Atonye Nyingifa, F	vs. Washington State, 2/2/14

30	Noelle Quinn, G	at Arizona State, 2/2/06
30	Nikki Blue, G	vs. Oregon, 3/8/03; at Arizona State, 1/16/03
30	Kisa Hughes, C	vs. UC Irvine, 11/28/94
30	Ann Meyers, F	vs. Cal Poly Pomona, 2/14/78
30	Dora Dome, F	vs. Washington, 2/26/88
30	Melanie Pearson, G	vs. Notre Dame, 11/30/97
30	Denise Curry, F	at Long Beach State, 1/22/81; at Long Beach State, 2/20/80; vs. Texas, 12/27/79; at CS Fullerton, 2/16/78; vs. Utah State, 12/20/77
30	Maylana Martin, F	vs. North Carolina, 11/28/98; at Arizona State, 1/16/97; vs. California, 1/12/97
30	Anne Dean, G	at New Orleans, 1/2/86
30	Susie Swenson, G	at Kentucky, 12/21/81
30	Marja VanHelvoort, F	vs. Arizona, 2/24/84
30	Natalie Williams, C	vs. Washington State, 1/13/94; at Ohio St., 12/22/92

MISCELLANEOUS SINGLE-GAME RECORDS

SINGLE GAME REBOUNDING LEADERS

25 — Monique Billings vs. Washington State, 2/19/17
25 — Natalie Williams vs. Arizona State, 2/20/94
25 — Denise Curry at Long Beach State, 3/10/78
23 — Natalie Williams at USC, 2/4/94
22 — Monique Billings at South Carolina, 12/18/16
22 — Janae Hubbard vs. Arizona, 3/6/99
22 — Natalie Williams at Oregon, 3/14/92
22 — Denise Curry vs. San Jose State, 12/9/78
21 — Natalie Williams vs. Oregon, 1/13/93
21 — Natalie Williams vs. Michigan State, 12/29/92
20 — Jasmine Dixon at Oregon, 2/27/10
20 — Kisa Hughes at Boise State, 12/3/94
20 — Natalie Williams vs. Oregon State, 1/16/93
20 — Ann Meyers vs. Stephen F. Austin, 3/18/78

SINGLE GAME STEAL LEADERS

13 — Sandra VanEmbricqs vs. Arizona, 2/12/87
12 — Ann Meyers at San Diego State, 2/25/77
11 — Jordin Canada vs. San José State, 11/10/17
10 — Nicole Anderson vs. Washington, 2/5/93
10 — Ann Meyers vs. Stephen F. Austin, 3/18/78
9 — Lisa Willis vs. Oregon State, 12/22/05
9 — Dietra Hanible vs. USC, 2/27/80
9 — Jeanne Beauprey vs. Oregon State, 12/18/79
9 — Ann Meyers vs. USC, 2/11/76
8 — 22 times, last by Nirra Fields vs. Auburn, 12/21/13

SINGLE GAME ASSIST LEADERS

16 — Jordin Canada vs. Boise State, 3/18/17
16 — Erica Gomez at Arizona State, 1/5/99
15 — Erica Gomez vs. Long Beach State, 12/6/95
15 — Ann Meyers at Fresno State, 2/13/76
15 — Kristi Moore at Washington State, 1/31/87
14 — Jordin Canada vs. Utah, 2/24/18
14 — Jordin Canada vs. Michigan, 12/11/16
14 — Nikki Blue at California, 1/22/05
13 — Jordin Canada at #8 Oregon, 2/19/18
13 — Jordin Canada vs. #3 Baylor, 11/18/17
13 — Jordin Canada vs. Oregon, 1/15/17
13 — Detra Lockhart vs. Washington, 1/15/94
13 — Mary Hegarty vs. UAB, 2/4/83
12 — Charisma Osborne vs. USC, 2/28/21
12 — Japreece Dean vs. Oregon State, 2/17/20
12 — Jordin Canada vs. Southern, 11/18/16
12 — Erica Gomez vs. California, 2/14/98
12 — Angel Hardy at Arizona State, 1/15/85
12 — Kristi Moore vs. California, 11/29/87
12 — Ann Meyers vs. Cal Poly, 2/8/75
12 — Mary Hegarty vs. Memphis, 1/9/81
12 — Mary Hegarty vs. Delta State, 1/31/81

SINGLE GAME BLOCK LEADERS

7 — Corrine Costa at USC, 2/8/14
7 — Corrine Costa vs. Auburn, 12/21/13
7 — Corrine Costa vs. Washington, 2/2/12
7 — Corrine Costa vs. California, 12/29/11
6 — Monique Billings at Seton Hall, 12/17/17
6 — Monique Billings at Utah, 1/31/16
6 — Corrine Costa at West Virginia, 4/4/15
6 — Natalie Williams vs. Arizona, 3/6/92
5 — Monique Billings vs. San José State, 11/10/17
5 — Monique Billings vs. Arizona State, 1/27/17
5 — Monique Billings vs. Pacific, 11/11/16
5 — Monique Billings vs. Hawai'i, 3/19/16
5 — Corrine Costa at Michigan, 4/1/15
5 — Monique Billings vs. Oregon, 1/5/15
5 — Kristee Porter at Old Dominion, 12/18/00
5 — Malika Leatham vs. Long Beach State, 12/10/00
5 — Lynn Kamrath vs. Virginia, 12/28/91
5 — Sandra VanEmbricqs at California, 2/15/90
5 — Althea Ford at California, 3/11/88
5 — Sandra VanEmbricqs at Washington State, 1/28/88

5 — Annette Keur vs. Pacific, 1/21/84

5 — Ann Meyers vs. Long Beach State, 2/8/78

5 — Cyd Crampton vs. USC, 3/5/77

MULTI-YEAR 100-ASSIST SEASON LEADERS

Jordin Canada - (4) 2015-148, 2016-193, 2017-242, 2018-248
Nikki Blue - (4) 2006-189, 2005-162, 2004-148, 2003-103
Erica Gomez - (4) 2000-124, 1999-224, 1998-170, 1996-176
Ann Meyers - (4) 1978-182, 1977-109, 1976-128, 1975-125
Doreena Campbell - (3) 2010-105, 2009-112, 2008-101
Dianne Frierson - (3) 1980-126, 1979-113, 1978-132
Japreece Dean - (2) 2019-171, 2020-159

BRUIN 30-POINT/20-REBOUND GAMES

Natalie Williams - 32 points, 25 rebounds vs. Arizona State, 2/20/94
Jasmine Dixon - 31 points, 20 rebounds at Oregon, 2/27/10

INDIVIDUAL SCHOOL RECORDS

POINTS

Game	47, Denise Curry (12/18/79 vs. Oregon State)
Season	930, Denise Curry (1980-81, 36 games)
Career	3,198, Denise Curry (1978-81, 130 games)

SCORING AVERAGE

Season	28.5, Denise Curry (1979-80, 30 games, 855 points)
Career	24.6, Denise Curry (1978-81, 130 games, 3,198 points)

MOST DOUBLE-DIGIT SCORING GAMES

Season	36, Denise Curry, 1980-81, 36 games
Career	130, Denise Curry, 1977-81, 130 games

MOST DOUBLE-DOUBLES (POINTS/REBOUNDS)

Season	20, Natalie Williams, 1992-93 and 1993-94
	20, Denise Curry, 1979-80
Career	68, Natalie Williams, 1990-94

MOST CONSECUTIVE DOUBLE-DOUBLES

Season	10, Natalie Williams, 1992-93
Career	17, Natalie Williams, over two seasons, 1993 & 94

MOST 30-POINT-PLUS SCORING GAMES

Season	12, Denise Curry, 1979-80
Career	31, Denise Curry, 1977-81
In a Row	4, Rehema Stephens, 1990-91

MOST 20-POINT-PLUS SCORING GAMES

Season	29, Denise Curry, 1980-81
Career	94, Denise Curry, 1977-81
In a Row	11, Denise Curry, 1980-81

FIELD GOALS MADE

Game	19, Denise Curry (12/18/79 vs. Oregon State)
	19, Natalie Williams (2/24/94 vs. California)
Season	390, Denise Curry (1980-81, 36 games)
Career	1,386 by Denise Curry (1978-81, 130 games)

FIELD GOALS ATTEMPTED

Game	32, Nikki Blue (2/1/03 at Washington)
	Rehema Stephens (12/28/91 vs. Virginia)
Season	647, Denise Curry (1980-81, 30 games)
Career	2,283 by Denise Curry (1978-81, 130 games)

FIELD GOAL PERCENTAGE

Game	.917, Maylana Martin (11/29/95 vs. Texas Tech, 11-12)
Game (15+ Fgm)	.889, Denise Curry (1/16/79 vs. LSU, 16-18)
Season	.621, Denise Curry (1977-78, 30 games, 280-451)
Career	.607, Denise Curry (1978-81, 130 games, 1,386-2,283)

THREE-POINT FIELD GOALS MADE

Game	8, Michelle Greco (11/17/01 at Michigan State)
Season	77, Kari Korver (2016-17, 34 games)
Career	256, Kari Korver (2012-13, 2015-17, 140 games); Lisa Willis (2003-06, 119 games)

THREE-POINT FIELD GOALS ATTEMPTED

Game	16, Charisma Osborne (12/11/21 vs. Connecticut)
Season	221, Kari Korver (2016-17, 34 games)
Career	710, Lisa Willis (2003-06, 119 games)

FREE THROWS MADE

Game	15, Maylana Martin (3/15/99 vs. Kentucky, 15-15)
Season	154, Monique Billings (2016-17, 34 games, 154-242)
	Maylana Martin (1998-99, 31 games, 154-216)
Career	550, Maylana Martin (1997-00, 116 games, 550-797)

FREE THROWS ATTEMPTED

Game	20, Necie Thompson (2/18/83 vs. CS Fullerton, 11-20)
Season	242, Monique Billings (2016-17, 34 games, 154-242)
Career	797, Maylana Martin (1999-00, 116 games, 550-797)

FREE THROW PERCENTAGE

Game (min. 11 att.)	1.000, Maylana Martin (3/15/99 v. Kentucky, 15-15)
	Japreece Dean (3/1/20 vs. Utah, 12-12)
	Japreece Dean (12/7/18 vs. Fresno State, 12-12)
	Jordin Canada (2/3/17 at California, 12-12)
	Thea Lemberger (11/11/13 at Pepperdine, 12-12)
	Noelle Quinn (2/27/04 v. Arizona State, 12-12)
	Michelle Greco (1/12/03 v. USC, 12-12)
	Lajahna Drummer (11/14/14 at James Madison, 11-11)
	Denise Curry (2/18/81 v. Long Beach State, 11-11)
Season	.922, Japreece Dean (2018-19, 35 games, 107-116)
Career (min. 200 att.)	.868, Japreece Dean (2017-20, 90 games, 224-258)

CONSECUTIVE FREE THROWS MADE

Career	40, Japreece Dean (2018-19; began 11/24/18 vs. USF; ended 2/8/19 vs. Colorado)
--------	--

REBOUNDS

Game	25, Monique Billings (2/19/17 vs. Washington State); Denise Curry (3/10/78 vs. Long Beach State); Natalie Williams (2/20/94 vs. Arizona State)
Season	360, Denise Curry (1980-81, 36 games)
Career	1,310 by Denise Curry (1978-81, 130 games)

REBOUND AVERAGE

Season	13.8, Natalie Williams (1991-92, 23g, 318 rbs.)
Career	12.8, Natalie Williams (1991-94, 89g, 1137 rbs.)

ASSISTS

Game	16, Jordin Canada (3/18/17 vs. Boise State); Erica Gomez (1/5/99 at Arizona State)
Season	248, Jordin Canada (2017-18, 35 games)
Career	697, Erica Gomez (1996-98-00, 113 games)

ASSIST AVERAGE

Season	7.12, Jordin Canada (2016-17, 34 games)
Career	6.2, Erica Gomez (1996, 98-00, 113 games)

TURNOVERS

Game	13, Mary Hegarty (2/6/81 vs. USC)
------	-----------------------------------

BLOCKED SHOTS

Game	7, Corrine Costa (4x, 2/8/14 at USC; 12/21/13 v. Auburn; 2/2/12 v. Washington; 12/29/11 vs. Cal)
Season	66, Monique Billings (2016-17, 34 games)
Career	228, Monique Billings (2014-18, 141 games)

STEALS

Game	13, Sandra VanEmbricqs (2/12/87 vs. Arizona)
Season	125, Ann Meyers (1977-78, 29 games)
Career	403, Ann Meyers (1975-78, 97 games)

MOST TIMES FOULED OUT

Season	9, Dora Dome, 1986-87
Career	26, Dora Dome, 1984-88

GAMES PLAYED

Season	37, Kari Korver, Monique Billings, Lajahna Drummer (2014-15)
Career	141, Monique Billings (2014-18)

OPPONENT INDIVIDUAL SINGLE-GAME BESTS

Points	49, Tina Thompson, USC (1/27/96)
FG Made	19, Tina Gunn, BYU (12/26/79); LaTaunya Pollard, Long Beach St. 1/20/83); Penny Toler, Long Beach St. (12/3/87)
FG % (min. 10 made)	.875 (14-16), Carol Menken, Ore. St. (12/18/82)
FT Made (min. 15 made)	15, Courtney Vandersloot, Gonzaga (3/21/11); Pam Kelly, La. Tech (2/20/82)
FT % (min. 13 made)	1.000, (13-13) Tina Thompson, USC (1/27/96)
Rebounds	25, Jillian Alleyne, Oregon (1/31/15)
Assists	17, Courtney Vandersloot, Gonzaga (3/21/11)
Steals	11, Lisa Cline, Ohio State (12/30/88)
Blocked Shots	9, Tresa Spaulding, BYU (2/19/86)

TEAM SCHOOL RECORDS

GAMES WON

Season	29, 1980-81 (29-7)
Pac-12	16, 2010-11 (16-2)

WIN STREAK

Season(s)	28, 1977-79 (2 seasons)
	21, 1977-78 (1 season)
Conference	17, 1976-79 (3 seasons)
Pauley Pavilion	36, 1974-79 (5 seasons)
Conference, Home Court	20, 2015-18 (4 seasons)
Before first loss	16, 2019-20

WINNING PERCENTAGE

Season	.900, 1977-78 (27-3)
--------	----------------------

MOST POINTS SCORED, GAME

UCLA	129 (vs. San José State, 11/10/17)
Both Teams	217 (vs. Arizona, 115-102, 1/13/91)
Opponent	118 (by Long Beach State, 1/22/85)

MOST POINTS SCORED, HALF

UCLA	72 (vs. Arizona, 1/18/80, 2nd half)
Opponent	66 (by Long Beach State, 1/22/85, 1st half)

MOST POINTS SCORED, QUARTER

UCLA	40 (at Utah, 2/10/19, 4th quarter)
Opponent	31 (by Oregon, 2/19/18, 1st quarter)
	31 (by Washington State, 1/6/17, 4th quarter)

MOST POINTS SCORED, SEASON

UCLA	2,943 (1980-81, 36 games)
Opponent	2,550 (1980-81, 36 games)

FEWEST POINTS SCORED, GAME

UCLA	36 (vs. USC, 2/17/08, 36-49; at Oregon State, 1/24/02, 77-36)
Opponent	13 (by UC Irvine, 1/9/75, 106-13)
Both Teams	76 (at Cal, 2/6/10, 44-32)
First Half	10 (at Oregon State, 1/24/02, 33-10)
Opponent First Half	4 (by UC Irvine, 1/9/75, 63-4)

FEWEST POINTS SCORED, SEASON

UCLA	1,712 (2001-02, 29 games)
Opponent	980 (1974-75, 24 games)

VICTORY MARGIN

Game	97 (vs. UC San Diego, 1/11/75, 117-20)
Season Avg.	37.5 (1974-75, 24 games)
By Opponent	53 (by Long Beach State, 1/22/85, 118-65)

FIELD GOALS MADE

Game	58 (vs. Oregon State, 12/11/76; Kansas State, 1/20/78)
Season	1,214 (1980-81, 36 games)
By Opponent	50 (by Long Beach State, 1/22/85)

FIELD GOALS ATTEMPTED

Game	117 (vs. UC San Diego, 1/11/75)
Season	2,356 (1980-81, 36 games)
By Opponent	93 (by S.F. Austin, 3/18/78)
	93 (by Penn St., 12/29/78)

FIELD GOAL PERCENTAGE

Game	.695 (41-59 at Washington State, 2/25/99)
Season	.515 (1980-81, 36 games, 1214-2356)
By Opponent	.655 (by Long Beach State, 1/22/85)

THREE-POINT FIELD GOALS MADE

Game	16 (vs. USC; 2/26/21)
Season	216 (2016-17, 34 games)
By Opponent (game)	16 (by Stanford, 2/24/02)

THREE-POINT FIELD GOALS ATTEMPTED

Game	34 (vs. Cal Poly, 11/20/16)
Season	708 (2016-17, 34 games)
By Opponent (game)	46 (by Sacramento State, 12/12/14)

FREE THROWS MADE

Game	36 (vs. Arizona 1/13/91)
Season	642 (1998-99, 34 games, 642-905)
By Opponent (game)	34 (by Georgia, 12/6/02)

FREE THROWS ATTEMPTED

Game	46 (vs. Texas, 11/23/99)
Season	905 (1998-99, 34 games)
By Opponent (game)	52 (by California, 3/11/89)

FREE THROW PERCENTAGE

Game	1.000 (17-17, vs. Oregon State, 2/21/21)
	(10-10, vs. Virginia, 11/21/21)
	(10-10, vs. Presbyterian College, 11/12/17);
	(10-10, vs. Michigan, 12/11/16);
	(10-10, vs. San Diego St., 3/6/81);
	(10-10, vs. Texas, 12/20/79)
Season	.767 (2021-22, 31 games, 359-468)
By Opponent (game)	1.000, (20-20, by San Diego St., 2/2/82)

REBOUNDS

Game	75 (3/10/78 vs. Long Beach State at Stanford)
Season	1,502 (2014-15, 37 games)
Average	50.9 (1976-77, 23 games, 1170)
By Opponent (game)	64 (by Louisiana Tech, 1/4/84)
	64 (by Cal Poly Pomona, 2/13/79)

ASSISTS

Game	38 (1/20/78 vs. Kansas State)
Season	722 (1980-81, 36 games)
Average	21.5 (1976-77, 23 games, 495)
By Opponent	34 (by Long Beach State, 1/22/85)
	34 (by Old Dominion, 1/6/81)

TURNOVERS

Game	38, three times (last at Arizona State, 1/16/97)
Season	812 (1981-82, 36 games)
Average	25.1 (1996-97, 27 games)
By Opponent	48, two times (last by UCSB, 3/10/77)

BLOCKED SHOTS

Game	15 (at Utah, 1/31/16)
Season	182 (2014-15, 37 games)
Average	4.9 (2014-15, 37 games)
By Opponent	12 (at Stanford, 2/2/08; by Long Beach State, 2/13/85; at St. John's, 12/16/12)

STEALS

Game	25 (vs. Washington State, 1/5/03)
Season	436 (1980-81, 36 games)
Average	13.2 (2002-03, 29 games)
By Opponent	25 (by Vanderbilt, 11/26/95)

HIGHEST ATTENDANCE

Home Game —
Regular Season: 9,530 (1/23/99 vs. USC, Pauley Pavilion)
Post-Season: 9,351 (3/25/78 vs. Maryland, Pauley Pavilion)
Avg. Attendance: 3,713 (13 games - 48,267 fans) in 1999-2000
Away Game —
Reg. Season: 19,722 (12/21/99 vs. Tennessee, Thompson-Boling Arena)
Reg. Season Pac-12: 9,749 at USC (2/10/07 vs. USC, Galen Center)
Post-Season: 12,357 (3/21/04 vs. Minnesota, Williams Arena)

UCLA CAREER RECORDS

POINTS

1) Denise Curry (1978-81)	3,198
2) Jordin Canada (2014-18)	2,153
3) Maylana Martin (1997-00)	2,101
4) Michaela Onyenwere (2017-21)	1,888
5) Rehema Stephens (1990-92)	1,887
6) Nirra Fields (2012-16)	1,867
7) Noelle Quinn (2004-07)	1,829
8) Natalie Williams (1991-94)	1,813
9) Nikki Blue (2003-06)	1,797
10) Monique Billings (2014-18)	1,761
11) Anita Ortega (1976-79)	1,751
12) Michelle Greco (1999-03)	1,707
13) Ann Meyers (1975-78)	1,685
14) Lisa Willis (2003-06)	1,677
15) Dora Dome (1985-88)	1,589
16) Atonye Nyingifa (2008-09, '10-14)	1,570
17) Lindsey Pluimer (2005-08)	1,556
18) Necie Thompson (1981-83)	1,536
19) Kennedy Burke (2015-19)	1,513
20) Anne Dean (1983-86)	1,364

REBOUNDS

1) Denise Curry (1978-81)	1,310
2) Monique Billings (2014-18)	1,159
3) Natalie Williams (1991-94)	1,137
4) Necie Thompson (1981-83)	940
5) Maylana Martin (1997-00)	935
6) Markel Walker (2010-13)	925
7) Atonye Nyingifa (2008-09, '10-14)	920
8) Michaela Onyenwere (2017-21)	885
9) Lajahna Drummer (2014-19)	873
10) Ann Meyers (1975-78)	819

FIELD GOALS MADE

1) Denise Curry (1978-81)	1,386
2) Maylana Martin (1997-00)	775
3) Jordin Canada (2014-18)	768
4) Rehema Stephens (1990-92)	747
5) Natalie Williams (1991-94)	745
6) Michaela Onyenwere (2017-21)	736
7) Nirra Fields (2012-16)	714
8) Noelle Quinn (2004-07)	713
9) Anita Ortega (1976-79)	705
10) Ann Meyers (1975-78)	693

FIELD GOAL ATTEMPTS

1) Denise Curry (1978-81)	2,283
2) Jordin Canada (2014-18)	1,850
3) Nirra Fields (2012-16)	1,816
4) Rehema Stephens (1990-92)	1,807
5) Noelle Quinn (2004-07)	1,649
6) Michaela Onyenwere (2017-21)	1,604
7) Anita Ortega (1976-79)	1,536
8) Nikki Blue (2003-06)	1,522
9) Dora Dome (1985-88)	1,495
10) Michelle Greco (1999-03)	1,487

FIELD GOAL PERCENTAGE (MIN. 4 M/G; 400 ATT.)

1) Denise Curry (1978-81)	.607
2) Kisa Hughes (1994-96)	.564
3) Necie Thompson (1981-83)	.549
4) Maylana Martin (1997-00)	.545

5) Annette Keur (1984-85)	.540
6) Natalie Williams (1991-94)	.528
7) Jasmine Dixon (2009-11, '12-13)	.517
8) Char Jones (1982-84)	.508
9) Ann Meyers (1975-78)	.500
10) Janae Hubbard (1997-99)	.499

FREE THROWS MADE

1) Maylana Martin (1997-00)	550
2) Jordin Canada (2014-18)	518
3) Nikki Blue (2003-06)	455
4) Monique Billings (2014-18)	435
5) Denise Curry (1978-81)	426
6) Atonye Nyingifa (2008-09, '10-14)	365
7) Necie Thompson (1981-83)	360
8) Michaela Onyenwere (2017-21)	354
9) Anita Ortega (1976-79)	341
10) Michelle Greco (1999-03)	336

FREE THROW ATTEMPTS

1) Maylana Martin (1997-00)	797
2) Monique Billings (2014-18)	677
3) Jordin Canada (2014-18)	652
4) Necie Thompson (1981-83)	641
5) Nikki Blue (2003-06)	637
6) Atonye Nyingifa (2008-09, '10-14)	536
7) Anita Ortega (1976-79)	532
8) Denise Curry (1978-81)	521
9) Natalie Williams (1991-94)	511
10) Markel Walker (2009-13)	484

FREE THROW % (MIN. ONE FT MADE/GAME)

1) Japreece Dean (2017-2020)	.894
2) Charisma Osborne	.851
3) Denise Curry (1978-81)	.818
4) Kari Korver (2012-13, 14-17)	.816
Rachelle Roulier (1988-91)	.816
6) Michelle Greco (1999-03)	.814
7) Michaela Onyenwere (2017-21)	.810
8) Doreena Campbell (2008-11)	.808
Lindsey Pluimer (2005-08)	.808
10) Jordin Canada (2014-18)	.794

ASSISTS

1) Jordin Canada (2014-18)	831
2) Erica Gomez (1996, 1998-00)	697
3) Nikki Blue (2003-06)	602
4) Ann Meyers (1975-78)	544
5) Mary Hegarty (1981-84)	528
6) Nicole Anderson (1990-93)	470
7) Markel Walker (2009-13)	467
8) Dianne Frierson (1977-80)	454
9) Noelle Quinn (2004-07)	450
10) Doreena Campbell (2008-11)	415

BLOCKED SHOTS

1) Monique Billings (2014-18)	228
2) Corinne Costa (2010-15)	179
3) Kennedy Burke (2015-19)	123
4) Ann Meyers (1975-78)	101
Necie Thompson (1981-84)	101
6) Natalie Williams (1991-94)	97
7) Maylana Martin (1997-00)	96

8) Sandra VanEmbricqs (1987-90)	95
9) Lindsey Pluimer (2005-08)	93
10) Lynn Kamrath (1989-92)	83

STEALS

1) Ann Meyers (1975-78)	403
2) Lisa Willis (2003-06)	372
3) Jordin Canada (2014-18)	347
4) Nikki Blue (2003-06)	325
5) Michelle Greco (1999-03)	288
6) Nicole Anderson (1990-93)	274
7) Nirra Fields (2012-16)	264
8) Markel Walker (2009-13)	262
9) Sandra VanEmbricqs (1987-90)	258
10) Tawana Grimes (1995-98)	256

20-POINT SCORING GAMES

1) Denise Curry (1977-81)	94
2) Rehema Stephens (1989-92)	50
3) Natalie Williams (1990-94)	49
4) Maylana Martin (1997-00)	46
5) Jordin Canada (2014-18)	42
6) Michaela Onyenwere (2017-21)	39
7) Noelle Quinn (2004-07)	38
8) Nirra Fields (2012-16)	36
Ann Meyers (1974-78)	36
10) Michelle Greco (1999-03)	35

THREE-POINT SHOT ATTEMPTS

1) Lisa Willis (2003-06)	710
2) Kari Korver (2012-13, 14-17)	695
3) Charisma Osborne	511
4) Nirra Fields (2012-16)	453
5) Japreece Dean (2017-20)	414
6) Thea Lemberger (2010-14)	388
7) DeDe Mosman (1989-92)	361
8) Michelle Greco (1999-03)	325
9) Nikki Blue (2003-06)	321
10) Natalie Chou (2019-22)	319

THREE-POINT SHOTS MADE

1) Kari Korver (2012-13, 14-17)	256
Lisa Willis (2003-06)	256
3) Charisma Osborne	171
4) Nirra Fields (2012-16)	138
5) DeDe Mosman (1989-92)	136
6) Japreece Dean (2017-20)	134
7) Thea Lemberger (2010-14)	117
8) Melanie Pearson (1997-99)	115
9) Nikki Blue (2003-06)	114
10) Natalie Chou (2019-22)	112

THREE-PT. FIELD GOAL % (MIN. 100 ATT.)

1) Melanie Pearson (1997-99; 115-287)	.401
2) Shaina Zaidi (2004-07; 45-114)	.395
3) Erica Tukiainen (2007-10; 103-265)	.389
4) DeDe Mosman (1989-92; 136-361)	.377
5) Kari Korver (2012-13, 14-17; 256-695)	.368
6) Lisa Willis (2003-06; 256-710)	.361
7) Doreena Campbell (2008-11; 85-236)	.360
8) Nicole Kaczmariski (2000; 36-101)	.356
9) Nikki Blue (2003-06; 114-321)	.355
10) Lindsey Pluimer (2005-08; 84-238)	.353

UCLA SINGLE-SEASON RECORDS

POINTS

1) Denise Curry (36g, 1980-81)	930
2) Denise Curry (30g, 1979-80)	855
3) Denise Curry (34g, 1978-79)	803
4) Rehema Stephens (28g, 1990-91)	709
5) Michaela Onyenwere (35g, 2018-19)	642
6) Denise Curry (30g, 1977-78)	610
7) Jordin Canada (34g, 2016-17)	606
8) Jordin Canada (35g, 2017-18)	596
9) Rehema Stephens (30g, 1991-92)	595
10) Dora Dome (30g, 1987-88)	592
11) Rehema Stephens (29g, 1989-90)	583
12) Noelle Quinn (32g, 2005-06)	580
13) Lisa Willis (32g, 2005-06)	570
14) Monique Billings (34g, 2016-17)	568
15) Michaela Onyenwere (31g, 2019-20)	567
16) Maylana Martin (31g, 1998-99)	565
Atonye Nyingifa (31g, 2013-14)	565
18) Natalie Williams (24g, 1993-94)	561
19) Necie Thompson (28g, 1981-82)	558
20) Jordin Canada (34g, 2015-16)	549
Noelle Quinn (32g, 2006-07)	549
Michelle Greco (29g, 2002-03)	549

REBOUNDS

1) Denise Curry (36g, 1980-81)	360
2) Monique Billings (34g, 2016-17)	357
3) Denise Curry (34g, 1978-79)	340
4) Denise Curry (30g, 1979-80)	337
5) Monique Billings (35g, 2017-18)	333
6) Necie Thompson (29g, 1982-83)	328
7) Natalie Williams (23g, 1991-92)	318
8) Necie Thompson (36g, 1980-81)	314
Natalie Williams (24g, 1993-94)	314
10) Natalie Williams (23g, 1992-93)	310
11) Michaela Onyenwere (35g, 2018-19)	298
Necie Thompson (28g, 1981-82)	298
13) Lajahna Drummer (34g, 2018-19)	293
14) Maylana Martin (31g, 1998-99)	292
15) Monique Billings (35g, 2015-16)	285
16) Kisa Hughes (27g, 1994-95)	280
17) Ann Meyers (29g, 1977-78)	278
Sandra VanEmbricqs (29g, 1989-90)	278

FIELD GOALS MADE

1) Denise Curry (36g, 1980-81)	390
2) Denise Curry (30g, 1979-80)	361
3) Denise Curry (34g, 1978-79)	355
4) Denise Curry (30g, 1977-78)	280
5) Rehema Stephens (28g, 1989-90)	273
6) Michaela Onyenwere (35g, 2018-19)	254
7) Dora Dome (30g, 1987-88)	252
8) Natalie Williams (24g, 1993-94)	243
9) Rehema Stephens (29g, 1989-90)	238
10) Rehema Stephens (30g, 1991-92)	236
11) Noelle Quinn (32g, 2005-06)	228

FIELD GOAL ATTEMPTS

1) Denise Curry (36g, 1980-81)	647
2) Rehema Stephens (28g, 1990-92)	617
3) Denise Curry (30g, 1979-80)	599
4) Rehema Stephens (29g, 1989-90)	596
5) Rehema Stephens (30g, 1991-92)	594
6) Denise Curry (34g, 1978-79)	586
7) Michelle Greco (27g, 2000-01)	554

8) Nirra Fields (36g, 2014-15)	547
9) Michaela Onyenwere (35g, 2018-19)	536
10) Dora Dome (30g, 1987-88)	512
11) Noelle Quinn (32g, 2006-07)	507

FIELD GOAL PERCENTAGE

1) Denise Curry (30g, 1977-78)	.621
2) Denise Curry (34g, 1978-79)	.606
3) Denise Curry (36g, 1980-81)	.603
4) Denise Curry (30g, 1979-80)	.603
5) Kisa Hughes (27g, 1995-96)	.577
6) Natalie Williams (24g, 1993-94)	.570
7) Kisa Hughes (27g, 1994-95)	.567
8) Necie Thompson (28g, 1981-82)	.564
9) Marja VanHelvoort (29g, 1983-84)	.562
10) Natalie Williams (23g, 1991-92)	.560

FREE THROWS MADE

1) Monique Billings (34g, 2016-17)	154
Maylana Martin (31g, 1998-99)	154
3) Atonye Nyingifa (28g, 2013-14)	152
4) Denise Curry (36g, 1980-81)	150
5) Maylana Martin (27g, 1996-97)	142
6) Monique Billings (35g, 2017-18)	141
Jordin Canada (34g, 2016-17)	141
8) Nikki Blue (27g, 2004-05)	136
9) Maylana Martin (29g, 1997-98)	134
10) Jordin Canada (34g, 2015-16)	133
Denise Curry (30g, 1979-80)	133

FREE THROW ATTEMPTS

1) Monique Billings (34g, 2016-17)	234
2) Atonye Nyingifa (28g, 2013-14)	233
3) Necie Thompson (36g, 1980-81)	218
4) Necie Thompson (28g, 1981-82)	217
5) Maylana Martin (31g, 1998-99)	216
6) Necie Thompson (29g, 1982-83)	206
7) Maylana Martin (29g, 1999-00)	205
8) Monique Billings (35g, 2017-18)	197
9) Denise Curry (30g, 1980-81)	192
10) Maylana Martin (27g, 1996-97)	190

FREE THROW % (MIN. ONE FT MADE/GAME)

1) Japreece Dean ('18-19, 107-116)	.922
2) Anne Dean ('84-85, 68-74)	.919
3) Denise Curry ('79-80, 133-149)	.893
4) Jaime Brown ('87-88, 41-46)	.891
5) Doreena Campbell ('09-10, 76-86)	.884
6) Charisma Osborne ('21-22, 112-128)	.875
7) Charisma Osborne ('20-21, 79-91)	.868
8) Michelle Greco ('00-01, 77-89)	.865
9) Michelle Greco ('99-00, 38-44)	.864
10) Mary Hegarty ('81-82, 36-42)	.857

ASSISTS

1) Jordin Canada (35g, 2017-18)	248
2) Jordin Canada (34g, 2016-17)	242
3) Mary Hegarty (36g, 1980-81)	240
4) Erica Gomez (34g, 1998-99)	227
5) Jordin Canada (34g, 2015-16)	193
6) Nikki Blue (32g, 2005-06)	189
7) Markel Walker (31g, 2012-13)	187
8) Noelle Quinn (32g, 2006-07)	184

9) Ann Meyers (29g, 1977-78)	182
10) Angel Hardy (30g, 1984-85)	181

BLOCKED SHOTS

1) Monique Billings (34g, 2016-17)	66
2) Corinne Costa (34g, 2014-15)	61
3) Monique Billings (35g, 2017-18)	56
Monique Billings (35g, 2015-16)	56
5) Necie Thompson (36g, 1980-81)	53
6) Corinne Costa (21g, 2013-14)	52
7) Monique Billings (37g, 2014-15)	50
Corinne Costa (29g, 2011-12)	50
9) Kristee Porter (22g, 2000-01)	39
10) Maylana Martin (29g, 1999-00)	38

STEALS

1) Ann Meyers (29g, 1977-78)	125
2) Ann Meyers (23g, 1974-75)	119
3) Lisa Willis (32g, 2005-06)	115
4) Jordin Canada (35g, 2017-18)	114
5) Lisa Willis (28g, 2004-05)	102
6) Lisa Willis (30g, 2003-04)	100
Nicole Anderson (27g, 1992-93)	100
8) Detra Lockhart (27g, 1993-94)	97
9) Nikki Blue (27g, 2004-05)	91
Mary Hegarty (36g, 1980-81)	91

THREE-POINT SHOT ATTEMPTS

1) Kari Korver (34g, 2016-17)	221
2) Lisa Willis (28g, 2004-05)	194
3) Lisa Willis (32g, 2005-06)	193
4) Lisa Willis (30g, 2003-04)	189
5) Kari Korver (35g, 2015-16)	185
6) Kari Korver (37g, 2014-15)	179
7) Charisma Osborne (28g, 2021-22)	178
8) Charisma Osborne (31g, 2019-20)	177
9) Nicole Kornet (33g, 2016-17)	173
10) Michelle Greco (27g, 2000-01)	171

THREE-POINT SHOTS MADE

1) Kari Korver (34g, 2016-17)	77
2) Kari Korver (37g, 2014-15)	74
3) Lisa Willis (32g, 2005-06)	70
Lisa Willis (28g, 2004-05)	70
Lisa Willis (30g, 2003-04)	70
6) Kari Korver (35g, 2015-16)	67
7) Charisma Osborne (31g, 2019-20)	59
8) Japreece Dean (35g, 2018-19)	57
9) Charisma Osborne (23g, 2020-21)	53
10) Jordin Canada (35g, 2017-18)	51

THREE-PT. FIELD GOAL % (MIN. 50 ATT.)

1) Kellie Bennett ('94-95, 24-51)	.471
2) Melanie Pearson ('97-98, 49-109)	.450
3) Doreena Campbell ('07-08, 23-53)	.434
4) Erica Tukiaainen ('09-10, 49-114)	.430
5) Melanie Pearson ('96-97, 26-62)	.419
6) Nikki Blue ('05-06, 38-91)	.418
7) Kari Korver ('14-15, 73-176)	.413
8) Doreena Campbell ('09-10, 26-64)	.406
9) Shaina Zaidi ('06-07, 38-94)	.404
DeDe Mosman ('89-90, 36-89)	.404

TOP SINGLE-SEASON TEAM PERFORMANCES

WINS

1) 1980-81	29
2) 2010-11	28
3) 2017-18	27
1977-78	27
5) 2019-20	26
2015-16	26
2012-13	26
1998-99	26
8) 2016-17	25
2009-10	25
10) 1978-79	24

WINNING PERCENTAGE

1) 1977-78	.900 (27-3)
2) 1976-77	.870 (20-3)
3) 2010-11	.848 (28-5)
4) 2019-20	.838 (26-5)
4) 1975-76	.826 (19-4)
5) 1974-75	.818 (18-4)
6) 1980-81	.806 (29-7)
7) 2017-18	.771 (27-8)
8) 2012-13	.765 (26-8)
9) 2015-16	.743 (26-9)
10) 2020-21	.739 (17-6)

CONFERENCE WINS

1) 2010-11	16
2) 2009-10	15
1998-99	15
4) 2019-20	14
2017-18	14
2015-16	14
2012-13	14
1997-98	14
8) 2016-17	13
9) 2020-21	12
2018-19	12
2005-06	12
2002-03	12
1999-00	12
1991-92	12
1989-90	12
1987-88	12
1975-76	12

CONFERENCE WINNING PERCENTAGE

1) 1977-78	1.000 (8-0)
2) 1975-76	.923 (12-1)
3) 1974-75	.900 (9-1)
4) 2010-11	.889 (16-2)
5) 1976-77	.875 (7-1)
1978-79	.875 (7-1)
7) 2009-10	.833 (15-3)
1998-99	.833 (15-3)
9) 2019-20	.778 (14-4)
2017-18	.778 (14-4)
2015-16	.778 (14-4)
2012-13	.778 (14-4)
1997-98	.778 (14-4)

POINTS SCORED

1) 1980-81	2,943
2) 1998-99	2,896
3) 1977-78	2,885
4) 1978-79	2,807
5) 2017-18	2,641
6) 2015-16	2,583
7) 2018-19	2,581
8) 2016-17	2,520
9) 1979-80	2,477
10) 2005-06	2,475
11) 1991-92	2,472

SCORING AVERAGE PER GAME

1) 1977-78	96.2
2) 1976-77	87.7
3) 1998-99	85.2
4) 1979-80	82.6
1978-79	82.6
6) 1975-76	82.5
7) 1980-81	81.8
8) 1990-91	80.5
9) 1997-98	79.9
10) 1991-92	79.7

FIELD GOALS MADE

1) 1977-78	1,216
2) 1980-81	1,214
3) 1978-79	1,194
4) 1998-99	1,081

5) 1979-80	1,036
6) 2017-18	992
7) 2015-16	963
8) 1991-92	962
9) 2018-19	957
10) 2005-06	943
11) 1983-84	916

FIELD GOALS ATTEMPTED

1) 1978-79	2,455
2) 1977-78	2,404
3) 1980-81	2,356
4) 2015-16	2,342
5) 2017-18	2,313
6) 2018-19	2,312
7) 1998-99	2,272
8) 2014-15	2,268
9) 2016-17	2,220
10) 2019-20	2,115

FIELD GOAL PERCENTAGE

1) 1980-81	.515
2) 1977-78	.506
3) 1983-84	.491
4) 1978-79	.486
5) 1979-80	.481
6) 1998-99	.476
7) 1997-98	.475
8) 1981-82	.463
9) 1976-77	.457
10) 2005-06	.455

FREE THROWS MADE

1) 1998-99	642
2) 1980-81	515
3) 2015-16	508
4) 2018-19	492
1997-98	492
6) 1991-92	490
7) 2016-17	474
2014-15	474
9) 1990-91	457
10) 1999-00	453
1977-78	453

FREE THROW ATTEMPTS

1) 1998-99	905
2) 1980-81	810
3) 1997-98	737
4) 2015-16	732
5) 1991-92	730
6) 2014-15	720
7) 2018-19	670
8) 2016-17	666
9) 2013-14	636
10) 2012-13	632

FREE THROW PERCENTAGE

1) 2021-22	.767
2) 2018-19	.734
2019-20	.734
3) 2020-21	.731
4) 2004-05	.717
5) 2002-03	.716
6) 2017-18	.715
7) 1978-79	.713
8) 2016-17	.712
9) 1998-99	.709
1979-80	.709
10) 2003-04	.707

THREE-POINT FG MADE

1) 2016-17	216
2) 2017-18	212
3) 2021-22	185
4) 2019-20	184
5) 2018-19	175
6) 2005-06	161
7) 2014-15	160
8) 2020-21	153
9) 2003-04	150
10) 2015-16	149

THREE-POINT FG ATTEMPTED

1) 2016-17	708
2) 2019-20	649
3) 2017-18	622
4) 2018-19	571
5) 2021-22	566
6) 2014-15	479
7) 2002-03	468
8) 2015-16	456

9) 2020-21	452
10) 2003-04	449

THREE-POINT FG PERCENTAGE

1) 1990-91	.391
2) 2005-06	.366
3) 2006-07	.359
4) 1993-94	.357
5) 1997-98	.354
6) 1992-93	.352
7) 2009-10	.344
8) 2004-05	.340
9) 2017-18	.339
10) 2020-21	.338

REBOUNDS

1) 2015-16	1,506
2) 2014-15	1,502
3) 1980-81	1,499
4) 1998-99	1,473
5) 1977-78	1,471
6) 2012-13	1,460
7) 2018-19	1,456
8) 2017-18	1,450
9) 1991-92	1,432
10) 1978-79	1,424

ASSISTS

1) 1980-81	722
2) 1978-79	636
3) 1977-78	621
4) 1979-80	589
5) 2017-18	572
6) 1998-99	565
7) 2012-13	556
8) 2005-06	555
9) 1981-82	518
10) 2016-17	516

BLOCKED SHOTS

1) 2014-15	182
2) 2016-17	170
3) 2015-16	166
4) 2018-19	146
5) 2017-18	144
6) 2013-14	117
7) 1980-81	108
8) 2009-10	107
9) 2012-13	103
2011-12	103
11) 2007-08	102

STEALS

1) 1974-75	628
2) 1976-77	522
3) 1975-76	464
4) 1998-99	435
1980-81	435
6) 2010-11	420
7) 1977-78	408
8) 2002-03	383
9) 2003-04	369
10) 2009-10	362

LOW OPPONENT SCORING AVG.

1) 2010-11	55.3
2) 2009-10	57.5
3) 2020-21	58.3
4) 1976-77	59.7
5) 1975-76	60.0
6) 2021-22	61.5
7) 2008-09	61.6
8) 2019-20	61.9
9) 2011-12	62.8
10) 2017-18	63.5

LOW OPPONENT FG PERCENTAGE

1) 1976-77	.355
2) 2012-13	.365
3) 2015-16	.369
4) 2009-10	.371
5) 1975-76	.372
6) 2007-08	.382
7) 2014-15	.384
8) 2010-11	.385
9) 2016-17	.389
10) 2021-22	.390

FRESHMAN SINGLE-SEASON RECORDS

POINTS

1) Denise Curry (30g, 1977-78)	610
2) Necie Thompson (36g, 1980-81)	514
3) Maylana Martin (27g, 1996-97)	484
4) Nikki Blue (29g, 2002-03)	481
5) Annette Keur (29g, 1983-84)	453

SCORING AVERAGE

1) Denise Curry (30g, 1977-78)	20.3
2) Ann Meyers (23g, 1974-75)	18.3
3) Maylana Martin (27g, 1996-97)	17.9
4) Nikki Blue (29g, 2002-03)	16.6
5) Noelle Quinn (27g, 2003-04)	15.9
6) Annette Keur (29g, 1983-84)	15.6
7) Necie Thompson (36g, 1980-81)	14.3
Anita Ortega (23g, 1975-76)	14.3
9) Natalie Williams (19g, 1990-91)	14.2
10) Molly Tideback (27g, 1988-89)	12.8

REBOUNDS

1) Necie Thompson (36g, 1980-81)	314
2) Denise Curry (30g, 1977-78)	273
3) Markel Walker (34g, 2009-10)	255
4) Char Jones (30g, 1981-82)	234
5) Annette Keur (29g, 1983-84)	220

REBOUND AVERAGE

1) Natalie Williams (19g, 1990-91)	10.3
2) Denise Curry (30g, 1977-78)	9.1
3) Necie Thompson (36g, 1980-81)	8.7
4) Ann Meyers (29g, 1982-83)	8.3
5) Char Jones (30g, 1981-82)	7.8
6) Noelle Quinn (27g, 2003-04)	7.7
7) Annette Keur (29g, 1983-84)	7.6
8) Markel Walker (34g, 2009-10)	7.5
9) Jeanne Beauprey (23g, 1979-80)	7.4
10) Maylana Martin (27g, 1996-97)	6.5

FIELD GOALS MADE

1) Denise Curry (30g, 1977-78)	280
2) Necie Thompson (36g, 1980-81)	203
3) Annette Keur (29g, 1983-84)	201
4) Ann Meyers (23g, 1974-75)	183
5) Nikki Blue (29g, 2002-03)	181



Kennedy Burke

FIELD GOAL ATTEMPTS

1) Denise Curry (30g, 1977-78)	451
2) Nikki Blue (29g, 2002-03)	447
3) Noelle Quinn (27g, 2003-04)	395
4) Jordin Canada (34g, 2014-15)	375
5) Annette Keur (29g, 1983-84)	363

FIELD GOAL PERCENTAGE (MIN. OF 50 MADE)

1) Denise Curry (1977-78, 280-451)	.621
2) Necie Thompson (1980-81, 203-360)	.564
3) Maylana Martin (1996-97, 171-306)	.559
4) Annette Keur (1983-84, 201-363)	.554
5) Shari Biggs (1983-84, 70-132)	.530

FREE THROWS MADE

1) Maylana Martin (27g, 1996-97)	142
2) Jordin Canada (34g, 2014-15)	117
3) Necie Thompson (36g, 1980-81)	108
4) Nikki Blue (29g, 2002-03)	95
5) Molly Tideback (27g, 1988-89)	84

FREE THROW ATTEMPTS

1) Necie Thompson (36g, 1980-81)	218
2) Maylana Martin (27g, 1996-97)	190
3) Jordin Canada (34g, 2014-15)	151
4) Nikki Blue (29g, 2002-03)	135
5) Erica Gomez (27g, 1995-96)	123

FREE THROW PERCENTAGE (MIN. 30 MADE)

1) Nicole Kaczmarek (1999-00, 58-69)	.841
Rachelle Roulier (1987-88, 58-69)	.841
3) Michaela Onyenwere (2017-18, 37-45)	.822
4) Dianne Frierson (1976-77, 39-49)	.796
5) Charisma Osborne (2019-20, 61-77)	.792

ASSISTS

1) Mary Hegarty (36g, 1980-81)	240
2) Erica Gomez (27g, 1995-96)	176
3) Jordin Canada (34g, 2014-15)	148
4) Ann Meyers (23g, 1974-75)	125
5) Michelle McCoy (28g, 1982-83)	104

BLOCKED SHOTS

1) Necie Thompson (36g, 1980-81)	53
2) Monique Billings (37g, 2014-15)	50
3) Annette Keur (29g, 1983-84)	33
4) Kennedy Burke (35g, 2015-16)	25
Ann Meyers (23g, 1974-75)	25

STEALS

1) Ann Meyers (23g, 1974-75)	119
2) Mary Hegarty (36g, 1980-81)	91
3) Nikki Blue (29g, 2002-03)	78
4) Dietra Hanible (30g, 1979-80)	74
5) Michelle Greco (34g, 1998-99)	73

THREE-POINT SHOT ATTEMPTS

1) Charisma Osborne (31g, 2019-20)	177
2) Michelle Palmisano (27g, 1992-93)	146
3) Lisa Willis (29g, 2002-03)	134
4) Kari Korver (34g, 2012-13)	110
5) Erica Gomez (27g, 1995-96)	104

THREE-POINT SHOTS MADE

1) Charisma Osborne (31g, 2019-20)	59
2) Michelle Palmisano (27g, 1992-93)	48
3) Lisa Willis (29g, 2002-03)	46

4) Kari Korver (34g, 2012-13)	38
5) Nicole Kaczmarek (29g, 1999-00)	36

THREE-PT. FIELD GOAL % (MIN. 12 MADE)

1) Allison Arredondo (1992-93, 12-23)	.522
2) Doreena Campbell (2007-08, 23-53)	.434
3) Melanie Pearson (1996-97, 26-62)	.419
4) Nicole Kaczmarek (1999-00, 36-101)	.356
5) Whitney Jones (2000-01, 21-59)	.355

GAMES PLAYED

1) Monique Billings (2014-15)	37
Lajahna Drummer (2014-15)	37
3) Kelli Hayes (2014-15)	36
Mary Hegarty (1980-81)	36
Necie Thompson (1980-81)	36
Deborah Thurston (1980-81)	36

SINGLE-GAME POINTS SCORED

1) Nikki Blue (2/1/03 at Washington)	35
2) Maylana Martin (3/6/97 v. Washington)	33
3) Charisma Osborne (2/21/20 at Washington State)	32
Maylana Martin (11/29/96 v. Texas Tech)	32
4) Jordin Canada (4/4/15 at West Virginia)	31
Noelle Quinn (2/12/04 v. Arizona)	31
6) Nikki Blue (1/16/03 at Arizona State)	30
Nikki Blue (3/8/03 v. Oregon, at San Jose)	30
Maylana Martin (1/16/97 at Arizona State)	30
Maylana Martin (1/12/97 v. California)	30
Denise Curry (2/16/78 at CS Fullerton)	30
Denise Curry (12/20/77 v. Utah State)	30



Denise Curry

SINGLE-SEASON RECORDS BY CLASS

FRESHMAN

POINTS

1) Denise Curry (30g, 1977-78)	610
2) Necie Thompson (36g, 1980-81)	514
3) Maylana Martin (27g, 1996-97)	484
4) Nikki Blue (29g, 2002-03)	481
5) Annette Keur (29g, 1983-84)	453
6) Noelle Quinn (27g, 2003-04)	430
7) Ann Meyers (23g, 1974-75)	422
8) Jordin Canada (34g, 2014-15)	402
9) Charisma Osborne (31g, 2019-20)	378
10) Markel Walker (34g, 2009-10)	366

REBOUNDS

1) Necie Thompson (36g, 1980-81)	314
2) Denise Curry (30g, 1977-78)	273
3) Markel Walker (34g, 2009-10)	255
4) Char Jones (30g, 1981-82)	234
5) Annette Keur (29g, 1983-84)	220
6) Jeanne Beauprey (29g, 1979-80)	215
7) Noelle Quinn (27g, 2003-04)	207
8) Natalie Williams (19g, 1990-91)	195
9) Ann Meyers (23g, 1974-75)	191
10) Charisma Osborne (31g, 2019-20)	180
Lindsey Pluimer (28g, 2004-05)	180

ASSISTS

1) Mary Hegarty (36g, 1980-81)	240
2) Erica Gomez (27g, 1995-96)	176
3) Jordin Canada (34g, 2014-15)	148
4) Ann Meyers (23g, 1974-75)	125
5) Michelle McCoy (28g, 1982-83)	104
6) Lindsey Corsaro (35g, 2018-19)	103
Nikki Blue (29g, 2002-03)	103
8) Doreena Campbell (30g, 2007-08)	101
9) Dietra Hanible (30g, 1979-80)	97
10) Michelle Greco (34g, 1998-99)	94

BLOCKED SHOTS

1) Necie Thompson (36g, 1980-81)	53
2) Monique Billings (37g, 2014-15)	50
3) Annette Keur (29g, 1983-84)	33
4) Kennedy Burke (35g, 2015-16)	25
Ann Meyers (23g, 1974-75)	25
6) Molly Tideback (27g, 1988-89)	24
7) Cyd Crampton (23g, 1976-77)	21
8) Carly Funicello (27g, 1996-97)	20
9) Regina Rogers (31g, 2007-08)	19
Sandra VanEmbricqs (16g, 1986-87)	19
Char Jones (30g, 1981-82)	19

STEALS

1) Ann Meyers (23g, 1974-75)	119
2) Mary Hegarty (36g, 1980-81)	91
3) Nikki Blue (29g, 2002-03)	78
4) Dietra Hanible (30g, 1979-80)	74
5) Michelle Greco (34g, 1998-99)	73
6) Jordin Canada (34g, 2014-15)	69
7) Markel Walker (g, 2009-10)	68
Erica Gomez (27g, 1995-96)	68
9) Maylana Martin (27g, 1996-97)	64
10) Necie Thompson (36g, 1980-81)	62
Nancy Jackson (24g, 1974-75)	62

SOPHOMORE

POINTS

1) Denise Curry (34g, 1978-79)	803
2) Michaela Onyenwere (35g, 2018-19)	642
3) Rehema Stephens (29g, 1989-90)	583
4) Necie Thompson (28g, 1981-82)	558
5) Jordin Canada (34g, 2015-16)	549
6) Nirra Fields (31g, 2013-14)	546
Maylana Martin (29g, 1997-98)	546
8) Natalie Williams (23g, 1991-92)	495
9) LaCresha Flannigan (34g, 1998-99)	478
10) Nikki Blue (30g, 2003-04)	457

REBOUNDS

1) Denise Curry (34g, 1978-79)	340
2) Natalie Williams (23g, 1991-92)	318
3) Michaela Onyenwere (35g, 2018-19)	298
Necie Thompson (28g, 1981-82)	298
5) Monique Billings (35g, 2015-16)	285
6) Char Jones (29g, 1982-83)	228
7) Annette Keur (29g, 1984-85)	220
8) Sandra VanEmbricqs (30g, 1987-88)	218
9) Jasmine Dixon (27g, 2009-10)	216
Maylana Martin (29g, 1997-98)	216

ASSISTS

1) Jordin Canada (34g, 2015-16)	193
2) Erica Gomez (29g, 1997-98)	170
3) Nikki Blue (30g, 2003-04)	148
4) Mary Hegarty (30g, 1981-82)	133
5) Dianne Frierson (30g, 1977-78)	132
6) Natalie Nakase (29g, 2000-01)	129
7) Ann Meyers (23g, 1975-76)	128
8) Doreena Campbell (30g, 2008-09)	112
9) Markel Walker (33g, 2010-11)	105
10) Tawana Grimes (27g, 1995-96)	99
Debbie Willie (34g, 1978-79)	99

BLOCKED SHOTS

1) Monique Billings (35g, 2015-16)	56
2) Corinne Costa (29g, 2011-12)	50
3) Kristee Porter (22g, 2000-01)	39
4) Kennedy Burke (34g, 2016-17)	37
5) Michaela Onyenwere (35g, 2018-19)	33
6) Ashley Hearn (27g, 2016-17)	29
Natalie Williams (23g, 1991-92)	29
Sandra VanEmbricqs (30g, 1987-88)	29
9) Rebekah Gardner (34g, 2009-10)	25
Denise Curry (34g, 1978-79)	25

STEALS

1) Lisa Willis (30g, 2003-04)	100
2) Nikki Blue (30g, 2003-04)	89
3) Ann Meyers (23g, 1975-76)	82
4) Karen Nash (24g, 1974-75)	80
5) Jordin Canada (34g, 2015-16)	79
6) Tawana Grimes (27g, 1995-96)	77
7) Venita Griffey (15g, 1974-75)	71
8) Erica Gomez (29g, 1997-98)	68
9) Nirra Fields (31g, 2013-14)	67
Tierra Henderson (32g, 2006-07)	67

JUNIOR

POINTS

1) Denise Curry (30g, 1979-80)	855
2) Rehema Stephens (28g, 1990-91)	709
3) Jordin Canada (34g, 2016-17)	606
4) Noelle Quinn (32g, 2005-06)	580
5) Monique Billings (34g, 2016-17)	568
6) Michaela Onyenwere (31g, 2019-20)	567
7) Maylana Martin (31g, 1998-99)	565
8) Nirra Fields (36g, 2014-15)	541
9) Michelle Greco (27g, 2000-01)	537
10) Anita Ortega (29g, 1977-78)	535

REBOUNDS

1) Monique Billings (34g, 2016-17)	357
2) Denise Curry (30g, 1979-80)	337
3) Necie Thompson (29g, 1982-83)	328
4) Natalie Williams (23g, 1992-93)	310
5) Maylana Martin (31g, 1998-99)	292
6) Kisa Hughes (27g, 1994-95)	280
7) Janae Hubbard (34g, 1998-99)	268
8) Noelle Quinn (32g, 2005-06)	263
9) Michaela Onyenwere (31g, 2019-20)	256
10) Markel Walker (23g, 2011-12)	252

ASSISTS

1) Jordin Canada (34g, 2016-17)	242
2) Erica Gomez (34g, 1998-99)	227
3) Japreece Dean (35g, 2018-19)	171
4) Nikki Blue (27g, 2004-05)	162
5) Natalie Nakase (29g, 2001-02)	148
6) Nicole Anderson (30g, 1991-92)	140
7) Teiko Nishi (30g, 1987-88)	128
8) Kristi Moore (28g, 1985-86)	124
9) Noelle Quinn (32g, 2005-06)	123
10) Tawana Grimes (27g, 1996-97)	122

BLOCKED SHOTS

1) Monique Billings (34g, 2016-17)	66
2) Corinne Costa (21g, 2013-14)	52
3) Natalie Williams (23g, 1992-93)	33
Annette Keur (29g, 1983-84)	33
5) Kennedy Burke (35g, 2017-18)	30
6) Ann Meyers (22g, 1976-77)	29
7) Lindsey Pluimer (32g, 2006-07)	27
Necie Thompson (29g, 1982-83)	27
9) Lynn Kamrath (28g, 1990-91)	26
10) Noelle Quinn (32g, 2005-06)	25

STEALS

1) Lisa Willis (28g, 2004-05)	102
2) Nikki Blue (27g, 2004-05)	91
3) Jordin Canada (34g, 2016-17)	85
4) Nirra Fields (36g, 2014-15)	81
5) Nicole Anderson (30g, 1991-92)	78
Sandra VanEmbricqs (28g, 1988-89)	78
7) Ann Meyers (22g, 1976-77)	77
8) Jasmine Dixon (31g, 2010-11)	74
Maylana Martin (31g, 1998-99)	74
10) Aisha Veasley (27g, 1996-97)	73

SENIOR

POINTS

1) Denise Curry (36g, 1980-81)	930
2) Jordin Canada (35g, 2017-18)	596
3) Rehema Stephens (30g, 1991-92)	595
4) Dora Dome (30g, 1987-88)	592
5) Lisa Willis (32g, 2005-06)	570
6) Atonye Nyingifa (31g, 2013-14)	565
7) Natalie Williams (24g, 1993-94)	561
8) Noelle Quinn (32g, 2006-07)	549
Michelle Greco (29g, 2002-03)	549
10) Anita Ortega (34g, 1978-79)	548

REBOUNDS

1) Denise Curry (36g, 1980-81)	360
2) Monique Billings (35g, 2017-18)	333
3) Natalie Williams (24g, 1993-94)	314
4) Lajahna Drummer (34g, 2018-19)	293
5) Sandra VanEmbricqs (29g, 1989-90)	278
Ann Meyers (29g, 1977-78)	278
7) Atonye Nyingifa (31g, 2013-14)	266
8) Jackie Joyner (29g, 1984-85)	264
9) Alyssia Brewer (33g, 2012-13)	255
10) Maylana Martin (29g, 1999-00)	252

ASSISTS

1) Jordin Canada (35g, 2017-18)	248
2) Nikki Blue (32g, 2005-06)	189
3) Markel Walker (33g, 2012-13)	187
4) Noelle Quinn (32g, 2006-07)	184
5) Ann Meyers (29g, 1977-78)	182
6) Angel Hardy (30g, 1984-85)	181
7) Japreece Dean (31g, 2019-20)	159
8) Nicole Anderson (27g, 1992-93)	136
9) Detra Lockhart (27g, 1993-94)	135
10) Denise Curry (36g, 1980-81)	133

BLOCKED SHOTS

1) Corinne Costa (35g, 2014-14)	61
2) Monique Billings (35g, 2017-18)	56
3) Maylana Martin (29g, 1999-00)	38
4) Lindsey Pluimer (31g, 2007-08)	33
Lynn Kamrath (29g, 1991-92)	33
6) Ann Meyers (29g, 1977-78)	32
7) Kennedy Burke (34g, 2018-19)	31
8) Sandra VanEmbricqs (29g, 1989-90)	29
9) Lajahna Drummer (34g, 2018-19)	28
10) Anita Ortega (34g, 1978-79)	26

STEALS

1) Ann Meyers (29g, 1977-78)	125
2) Lisa Willis (32g, 2005-06)	115
3) Jordin Canada (35g, 2017-18)	114
4) Nicole Anderson (27g, 1992-93)	100
5) Detra Lockhart (27g, 1993-94)	97
6) Sandra VanEmbricqs (29g, 1989-90)	89
7) Anita Ortega (34g, 1978-79)	84
8) Markel Walker (33g, 2012-13)	83
9) Michelle Greco (29g, 2002-03)	81
10) Susie Swenson (30g, 1981-82)	77

YEARLY INDIVIDUAL LEADERS

SCORING AVERAGE

2021-22 — Charisma Osborne	16.4 (459)
2020-21 — Michaela Onyenwere	19.1 (439)
2019-20 — Michaela Onyenwere	18.9 (567)
2018-19 — Michaela Onyenwere	18.9 (642)
2017-18 — Jordin Canada	17.0 (596)
2016-17 — Jordin Canada	17.8 (606)
2015-16 — Jordin Canada	16.1 (549)
2014-15 — Nirra Fields	15.0 (541)
2013-14 — Atonye Nyingifa	18.2 (565)
2012-13 — Atonye Nyingifa	11.6 (394)
2011-12 — Rebekah Gardner	15.9 (477)
2010-11 — Darxia Morris	12.2 (404)
2009-10 — Jasmine Dixon	15.3 (413)
2008-09 — Doreena Campbell	12.9 (387)
2007-08 — Lindsey Pluimer	14.1 (438)
2006-07 — Noelle Quinn	17.1 (549)
2005-06 — Noelle Quinn	18.1 (580)
2004-05 — Nikki Blue	17.0 (458)
2003-04 — Noelle Quinn	15.9 (430)
2002-03 — Michelle Greco	18.9 (549)
2001-02 — Whitney Jones	9.5 (228)
2000-01 — Michelle Greco	19.9 (537)
1999-00 — Maylana Martin	17.4 (506)
1998-99 — Maylana Martin	18.2 (565)
1997-98 — Maylana Martin	18.8 (546)
1996-97 — Maylana Martin	17.9 (484)
1995-96 — Nickey Hilbert	16.9 (439)
1994-95 — Kisa Hughes	16.4 (444)
1993-94 — Natalie Williams	23.4 (561)
1992-93 — Natalie Williams	21.2 (488)
1991-92 — Natalie Williams	21.5 (495)
1990-91 — Rehema Stephens	25.3 (709)
1989-90 — Rehema Stephens	20.1 (583)
1988-89 — Sandra VanEmbricqs	13.5 (378)
1987-88 — Dora Dome	19.7 (592)
1986-87 — Dora Dome	16.7 (468)
1985-86 — Anne Dean	14.3 (401)
1984-85 — Anne Dean	14.3 (428)
1983-84 — Annette Keur	15.6 (453)
1982-83 — Necie Thompson	16.0 (464)
1981-82 — Necie Thompson	20.0 (558)
1980-81 — Denise Curry	25.8 (930)
1979-80 — Denise Curry	28.5 (855)
1978-79 — Denise Curry	23.6 (803)
1977-78 — Denise Curry	20.3 (610)
1976-77 — Ann Meyers	18.3 (402)
1975-76 — Karen Nash	15.3 (351)
1974-75 — Ann Meyers	18.3 (422)

FIELD GOAL PERCENTAGE (2 FG/G MIN.)

2021-22 — Ilmar'I Thomas	54.4%
2020-21 — Lauryn Miller	46.3%
2019-20 — Michaela Onyenwere	46.6%
2018-19 — Kennedy Burke	48.8%
2017-18 — Monique Billings	47.2%
2016-17 — Monique Billings	47.2%
2015-16 — Monique Billings	49.2%
2014-15 — Monique Billings	46.8%
2013-14 — Atonye Nyingifa	42.1%
2012-13 — Corinne Costa	55.6%
2011-12 — Corinne Costa	45.3%
2010-11 — Jasmine Dixon	52.9%
2009-10 — Jasmine Dixon	55.0%
2008-09 — Moniquee Alexander	56.1%
2007-08 — Regina Rogers	43.1%
2006-07 — Chinyere Ibekwe	50.3%
2005-06 — Chinyere Ibekwe	51.6%
2004-05 — Amanda Livingston	46.1%
2003-04 — Amanda Livingston	44.1%
2002-03 — Michelle Greco	45.9%
2001-02 — Shalada Allen	41.4%
2000-01 — Kristee Porter	41.4%
1999-00 — Maylana Martin	54.7%
1998-99 — Maylana Martin	54.1%
1997-98 — Janae Hubbard	53.9%
1996-97 — Maylana Martin	55.9%
1995-96 — Kisa Hughes	57.7%
1994-95 — Kisa Hughes	56.7%

1993-94 — Natalie Williams	57.0%
1992-93 — Amy Jalewalia	50.8%
1991-92 — Natalie Williams	56.0%
1990-91 — Natalie Williams	50.0%
1989-90 — Sandra VanEmbricqs	51.5%
1988-89 — Molly Tideback	50.6%
1987-88 — Dora Dome	49.2%
1986-87 — Sandra VanEmbricqs	46.9%
1985-86 — Anne Dean	48.1%
1984-85 — Annette Keur	52.4%
1983-84 — Marja VanHelvoort	56.2%
1982-83 — Char Jones	51.7%
1981-82 — Necie Thompson	56.4%
1980-81 — Denise Curry	60.3%
1979-80 — Denise Curry	60.3%
1978-79 — Denise Curry	60.6%
1977-78 — Denise Curry	62.1%
1976-77 — Tam Breckenridge	51.3%
1975-76 — Judy LeWinter	54.3%
1974-75 — Ann Meyers	52.8%

REBOUNDING AVERAGE

2021-22 — Ilmar'I Thomas	5.9 (183)
2020-21 — Michaela Onyenwere	7.2 (166)
2019-20 — Michaela Onyenwere	8.5 (256)
2018-19 — Lajahna Drummer	8.6 (293)
2017-18 — Monique Billings	9.5 (333)
2016-17 — Monique Billings	10.5 (357)
2015-16 — Monique Billings	8.1 (285)
2014-15 — Nirra Fields	5.4 (195)
2013-14 — Atonye Nyingifa	8.6 (266)
2012-13 — Alyssia Brewer	7.7 (255)
2011-12 — Markel Walker	11.0 (252)
2010-11 — Jasmine Dixon	7.3 (227)
2009-10 — Jasmine Dixon	8.0 (216)
2008-09 — Chinyere Ibekwe	6.2 (186)
2007-08 — Lindsey Pluimer	6.5 (200)
2006-07 — Chinyere Ibekwe	6.6 (212)
2005-06 — Noelle Quinn	8.2 (263)
2004-05 — Lisa Willis	6.9 (192)
2003-04 — Noelle Quinn	7.7 (207)
2002-03 — Nikki Blue	5.5 (160)
2001-02 — Malika Leatham	5.9 (172)
2000-01 — Kristee Porter	8.1 (178)
1999-00 — Maylana Martin	8.7 (252)
1998-99 — Maylana Martin	9.4 (292)
1997-98 — Maylana Martin	7.4 (216)
1996-97 — Maylana Martin	6.5 (175)
1995-96 — Kisa Hughes	8.0 (216)
1994-95 — Kisa Hughes	10.4 (280)
1993-94 — Natalie Williams	13.1 (314)
1992-93 — Natalie Williams	13.5 (310)
1991-92 — Natalie Williams	13.8 (318)
1990-91 — Natalie Williams	10.3 (195)
1989-90 — Sandra VanEmbricqs	9.6 (278)
1988-89 — Sandra VanEmbricqs	7.8 (219)
1987-88 — Dora Dome	8.1 (242)
1986-87 — Sheri Bouldin	6.4 (178)
1985-86 — Sue Mead	7.6 (212)
1984-85 — Jackie Joyner	9.1 (264)
1983-84 — Annette Keur	7.6 (220)
1982-83 — Necie Thompson	11.3 (328)
1981-82 — Necie Thompson	10.6 (298)
1980-81 — Denise Curry	10.0 (360)
1979-80 — Denise Curry	11.2 (337)
1978-79 — Denise Curry	10.0 (340)
1977-78 — Ann Meyers	9.6 (278)
1976-77 — Ann Meyers	7.3 (161)
1975-76 — Ann Meyers	8.2 (189)
1974-75 — Ann Meyers	8.3 (191)

FREE THROW PERCENTAGE (ONE FT MADE/G MIN.)

2021-22 — Jaelynn Penn	94.1%
2020-21 — Charisma Osborne	86.8%
2019-20 — Japreece Dean	84.1%
2018-19 — Japreece Dean	92.2%
2017-18 — Michaela Onyenwere	82.2%
2016-17 — Nicole Kornet	83.6%

2015-16 — Kari Korver	80.6%
2014-15 — Kari Korver	82.5%
2013-14 — Thea Lemberger	77.7%
2012-13 — Thea Lemberger	75.4%
2011-12 — Rebekah Gardner	73.5%
2010-11 — Doreena Campbell	76.5%
2009-10 — Doreena Campbell	88.4%
2008-09 — Doreena Campbell	79.8%
2007-08 — Lindsey Pluimer	83.5%
2006-07 — Amanda Livingston	81.9%
2005-06 — Lindsey Pluimer	79.5%
2004-05 — Lisa Willis	80.2%
2003-04 — Nikki Blue	72.5%
2002-03 — Natalie Nakase	82.1%
2001-02 — Natalie Nakase	78.3%
2000-01 — Michelle Greco	86.5%
1999-00 — Michelle Greco	86.4%
1998-99 — Erica Gomez	76.3%
1997-98 — Maylana Martin	72.0%
1996-97 — Takiyah Jackson	75.8%
1995-96 — Nickey Hilbert	71.8%
1994-95 — Nickey Hilbert	66.7%
1993-94 — Detra Lockhart	66.7%
1992-93 — Nicole Anderson	78.8%
1991-92 — Rehema Stephens	82.0%
1990-91 — Nicole Anderson	75.9%
1989-90 — Rehema Stephens	70.1%
1988-89 — Rachelle Roulier	78.0%
1987-88 — Jaime Brown	89.1%
1986-87 — Kristi Moore	76.2%
1985-86 — Shari Biggs	85.2%
1984-85 — Anne Dean	91.9%
1983-84 — Mary Hegarty	76.7%
1982-83 — Mary Hegarty	81.8%
1981-82 — Mary Hegarty	85.7%
1980-81 — Denise Curry	78.1%
1979-80 — Denise Curry	89.3%
1978-79 — Dianne Frierson	81.6%
1977-78 — Ann Meyers	80.0%
1976-77 — Ann Meyers	82.8%
1975-76 — Judy LeWinter	76.7%
1974-75 — Ann Meyers	76.7%

ASSISTS

2021-22 — Charisma Osborne	108
2020-21 — Charisma Osborne	87
2019-20 — Japreece Dean	159
2018-19 — Japreece Dean	171
2017-18 — Jordin Canada	248
2016-17 — Jordin Canada	242
2015-16 — Jordin Canada	193
2014-15 — Jordin Canada	148
2013-14 — Thea Lemberger	115
2012-13 — Markel Walker	187
2011-12 — Markel Walker	104
2010-11 — Markel Walker	105
2009-10 — Darxia Morris	106
2008-09 — Doreena Campbell	112
2007-08 — Doreena Campbell	101
2006-07 — Noelle Quinn	184
2005-06 — Nikki Blue	189
2004-05 — Nikki Blue	162
2003-04 — Nikki Blue	148
2002-03 — Nikki Blue	103
2001-02 — Natalie Nakase	148
2000-01 — Natalie Nakase	129
1999-00 — Erica Gomez	124
1998-99 — Erica Gomez	227
1997-98 — Erica Gomez	170
1996-97 — Tawana Grimes	122
1995-96 — Erica Gomez	176
1994-95 — Ricarda Kuypers	89
1993-94 — Detra Lockhart	135
1992-93 — Nicole Anderson	136
1991-92 — Nicole Anderson	140
1990-91 — Nicole Anderson	98
1989-90 — Nicole Anderson	96
1988-89 — Michelle Miles	87
1987-88 — Teiko Nishi	128

YEARLY INDIVIDUAL LEADERS

1986-87 — Kristi Moore	124
1985-86 — Kristi Moore	124
1984-85 — Angel Hardy	181
1983-84 — Anne Dean	96
1982-83 — Michelle McCoy	104
1981-82 — Mary Hegarty	133
1980-81 — Mary Hegarty	240
1979-80 — Dianne Frierson	126
1978-79 — Anita Ortega	130
1977-78 — Ann Meyers	182
1976-77 — Ann Meyers	109
1975-76 — Ann Meyers	128
1974-75 — Ann Meyers	125

STEALS

2021-22 — Natalie Chou	49
2020-21 — Natalie Chou, Charisma Osborne	38
2019-20 — Natalie Chou	47
2018-19 — Kennedy Burke	69
2017-18 — Jordin Canada	114
2016-17 — Jordin Canada	85
2015-16 — Jordin Canada	79
2014-15 — Nirra Fields	81
2013-14 — Atonye Nyingifa	70
2012-13 — Markel Walker	83
2011-12 — Rebekah Gardner	61
2010-11 — Jasmine Dixon	74
2009-10 — Markel Walker	68
2008-09 — Doreena Campbell	41
2007-08 — Tierra Henderson	62
2006-07 — Tierra Henderson	67
2005-06 — Lisa Willis	115
2004-05 — Lisa Willis	102
2003-04 — Lisa Willis	100
2002-03 — Michelle Greco	81
2001-02 — Natalie Nakase	50
2000-01 — Natalie Nakase	64
1999-00 — Michelle Greco	58
1998-99 — Maylana Martin	74
1997-98 — Erica Gomez	68
1996-97 — Aisha Veasley	73
1995-96 — Tawana Grimes	77
1994-95 — Tawana Grimes	53
1993-94 — Detra Lockhart	97
1992-93 — Nicole Anderson	100
1991-92 — Nicole Anderson	78
1990-91 — Nicole Anderson	57
1989-90 — Sandra VanEmbricqs	89
1988-89 — Sandra VanEmbricqs	78
1987-88 — Sandra VanEmbricqs	62
1986-87 — Dora Dome	47
1985-86 — Sue Mead	40
1984-85 — Angel Hardy	68
1983-84 — Angel Hardy	45
1982-83 — Necie Thompson	56
1981-82 — Susie Swenson	77
1980-81 — Mary Hegarty	91
1979-80 — Dietra Hanible	74
1978-79 — Anita Ortega	84
1977-78 — Ann Meyers	125
1976-77 — Ann Meyers	77
1975-76 — Ann Meyers	82
1974-75 — Ann Meyers	119

BLOCKED SHOTS

2021-22 — Izzy Anstey	20
2020-21 — Emily Bessoir	16
2019-20 — Michaela Onyenwere	22
2018-19 — Michaela Onyenwere	33
2017-18 — Monique Billings	56
2016-17 — Monique Billings	66
2015-16 — Monique Billings	56
2014-15 — Corinne Costa	61
2013-14 — Corinne Costa	52
2012-13 — Alyssia Brewer	25
2011-12 — Corinne Costa	50
2010-11 — Jasmine Dixon	18

2009-10 — Rebekah Gardner	25
2008-09 — Chinyere Ibekwe	21
2007-08 — Lindsey Pluimer	33
2006-07 — Lindsey Pluimer	27
2005-06 — Noelle Quinn	25
2004-05 — Amanda Livingston	20
2003-04 — Lisa Willis	11
2002-03 — Jamila Veasley	20
2001-02 — Malika Leatham	17
2000-01 — Kristee Porter	39
1999-00 — Maylana Martin	38
1998-99 — Maylana Martin	23
1997-98 — Maylana Martin	23
1996-97 — Carly Funicello	20
1995-96 — Kisa Hughes	13
1994-95 — Kisa Hughes	14
1993-94 — Natalie Williams	23
1992-93 — Natalie Williams	33
1991-92 — Lynn Kamrath	33
1990-91 — Lynn Kamrath	26
1989-90 — Sandra VanEmbricqs	29
1988-89 — Molly Tideback	22
1987-88 — Sandra VanEmbricqs	29
1986-87 — Sandra VanEmbricqs	19
Susan Mead	19
1985-86 — Susan Mead	19
1984-85 — Annette Keur	23
1983-84 — Annette Keur	33
1982-83 — Necie Thompson	27
1981-82 — Necie Thompson	21
1980-81 — Necie Thompson	53
1979-80 — Denise Curry	12
Melanie Horn	12
1978-79 — Anita Ortega	26
1977-78 — Ann Meyers	32
1976-77 — Ann Meyers	29
1975-76 — Ann Meyers	16
1974-75 — Ann Meyers	25

THREE-POINT FIELD GOAL PERCENTAGE

2021-22 — Ilmar'i Thomas	40.6%
2020-21 — Natalie Chou	38.6%
2019-20 — Charisma Osborne	33.3%
2018-19 — Japreece Dean	35.2%
2017-18 — Jordin Canada	38.6%
2016-17 — Jordin Canada	35.4%
2015-16 — Kari Korver	36.2%
2014-15 — Kari Korver	41.3%
2013-14 — Thea Lemberger	31.6%
2012-13 — Kari Korver	34.5%
2011-12 — Thea Lemberger	29.6%
2010-11 — Rebekah Gardner	35.4%
2009-10 — Erica Tukiainen	43.0%
2008-09 — Doreena Campbell	40.0%
2007-08 — Doreena Campbell	43.4%
2006-07 — Shaina Zaidi	40.4%
2005-06 — Nikki Blue	41.8%
2004-05 — Lisa Willis	36.1%
2003-04 — Gennifer Arranaga	39.6%
2002-03 — Natalie Nakase	39.0%
2001-02 — Natalie Nakase	33.9%
2000-01 — Whitney Jones	35.5%
1999-00 — Erica Gomez	35.7%
1998-99 — Melanie Pearson	34.5%
1997-98 — Melanie Pearson	45.0%
1996-97 — Melanie Pearson	41.9%
1995-96 — Nickey Hilbert	30.2%
1994-95 — Kellie Bennett	47.1%
1993-94 — Ricarda Kuypers	40.0%
1992-93 — Michelle Palmisano	32.9%
1991-92 — DeDe Mosman	37.8%
1990-91 — DeDe Mosman	39.3%
1989-90 — DeDe Mosman	40.4%
1988-89 — DeDe Mosman	30.4%



Jordin Canada



Natalie Nakase

BY THE NUMBERS

SEASON OPENERS

YEAR	RESULT	W/L	REC.	H/A	DATE
2021-22	UCLA 78, Pepperdine 69	W	25-19	H	11/10/21
2020-21	UCLA 98, Cal State Fullerton 49	W	24-19	H	11/27/20
2019-20	UCLA 85, Weber State 45	W	23-19	H	11/05/19
2018-19	Loyola Marymount 69, UCLA 63	L	22-19	A	11/06/18
2017-18	UCLA 129, San José State 69	W	22-18	H	11/10/17
2016-17	UCLA 82, Pacific 55	W	21-18	H	11/11/16
2015-16	UCLA 73, St. John's 58	W	20-18	H	11/13/15
2014-15	James Madison 91, UCLA 87 (ot)	L	19-18	A	11/14/14
2013-14	Nebraska 77, UCLA 49	L	13-18	A	11/08/13
2012-13	UCLA 66, San Diego State 52	W	26-8	H	11/10/12
2011-12	UCLA 67, McNeese State 59	W	26-12	H	11/11/11
2010-11	UCLA 55, San Diego St. 48	W	25-12	A	11/12/10
2009-10	Illinois State 61, UCLA 55	L	24-12	N ^B	11/14/09
2008-09	UCLA 78, Cal State Fullerton 62	W	24-11	H	11/16/08
2007-08	UCLA 81, Cal State Northridge 69	W	23-11	A	11/14/07
2006-07	UCLA 87, UC Santa Barbara 62	W	22-11	H	11/12/06
2005-06	Baylor 93, UCLA 85	L	21-11	A	11/18/05
2004-05	TCU 65, UCLA 60	L	21-10	N ⁷	11/19/04
2003-04	UCLA 61, UNLV 51	W	21-9	H	11/23/03
2002-03	Hawaii 70, UCLA 66	L	20-9	A	11/23/02
2001-02	UCLA 62, Liberty 55	W	20-8	N ⁶	11/16/01
2000-01	Duke 80, UCLA 52	L	19-8	N ⁵	11/10/00
1999-00	UCLA 69, North Carolina 65	W	19-7	N ⁴	11/20/99
1998-99	Notre Dame 99, UCLA 82	L	18-7	A	11/14/98
1997-98	St. Mary's 83, UCLA 63	L	18-6	A	11/21/97
1996-97	UCLA 73, San Diego 61	W	18-5	A	11/23/96
1995-96	UCLA 87, San Diego 69	W	17-5	H	11/24/95
1994-95	N.C. State 58, UCLA 55	L	16-5	H	11/25/94
1993-94	UCLA 71, UCSB 54	W	16-4	H	11/27/93
1992-93	UCLA 99, CS Fullerton 66	W	15-4	H	12/02/92
1991-92	UCLA 80, Pepperdine 69	W	14-4	A	11/22/91
1990-91	Iowa 81, UCLA 52	L	13-4	A	11/24/90
1989-90	UCLA 73, Eastern Illinois 70	W	13-3	H	11/24/89
1988-89	N.C. State 67, UCLA 60	L	12-3	N ¹	11/25/88
1987-88	S.F. Austin 71, UCLA 61	L	12-2	N ²	11/27/87
1986-87	UCLA 68, UC Irvine 58	W	12-1	N	11/30/86
1985-86	Washington 68, UCLA 50	L	11-1	N ³	11/22/85
1984-85	UCLA 74, Pepperdine 49	W	11-0	H	11/24/84
1983-84	UCLA 78, Hawaii 67	W	10-0	A	11/24/83
1982-83	UCLA 96, BYU 86	W	9-0	A	11/24/82
1981-82	UCLA 83, BYU 73	W	8-0	H	11/27/81
1980-81	UCLA 96, UC Irvine 30	W	7-0	H	11/18/80
1979-80	UCLA 102, Pacific 41	W	6-0	H	12/08/79
1978-79	UCLA 73, San Francisco 58	W	5-0	H	12/01/78
1977-78	UCLA 85, San Jose State 70	W	4-0	H	12/08/77
1976-77	UCLA 83, Baylor 79	W	3-0	H	12/04/76
1975-76	UCLA 77, Sacramento State 37	W	2-0	H	12/13/75
1974-75	UCLA 106, UC Irvine 13	W	1-0	A	01/09/74

Note: 1 = at Cincinnati, OH; 2 = at Honolulu, HI; 3 = at Seattle Pacific; 4 = at Lubbock, TX; 5 = at Albuquerque, NM; 6 = East Lansing, MI; 7 = Miami, FL; 8 = Iowa City, IA

OVERTIME GAMES

Record in Overtime: 22-16; Triple Overtime: 2-0; Double Overtime: 1-2; Home Overtime: 13-5; Away Overtime: 6-8; Neutral Overtime: 3-3 *NCAA Tournament game

DATE	RESULT	W/L
03/24/22	UCLA 82, Wyoming 81 at Laramie, Wyo.	W
01/17/21	No. 8 UCLA 68, No. 25 Washington State 66	W
02/17/20	No. 8 UCLA 83, No. 15 Oregon State 74	W
02/09/20	No. 10 UCLA 74, California 70	W
01/24/20	No. 10 UCLA 85, Washington 80	W
03/09/19	No. 20 UCLA 83, No. 6 Oregon 88 at Las Vegas, Nev.	L
01/04/19	No. 18/19 California 79, UCLA 84 at Berkeley, Calif.	W
11/23/18	Kentucky 75, UCLA 74 in St. Thomas, U.S. Virgin Islands	L
2/24/18	UCLA 78, Utah 71 in Pauley Pavilion	W
2/19/18	No. 8 Oregon 101, UCLA 94 at Eugene, Ore.	L
2/16/18	No. 15 Oregon State 67, UCLA 64 at Corvallis, Ore.	L
03/05/16	UCLA 73, California 67 at Seattle, Wash.	W
12/21/15	California 108, UCLA 104 2ot at Berkeley, Calif.	L
11/28/15	Notre Dame 92, UCLA 84 at Freeport, Bahamas	L
11/14/14	James Madison 91, UCLA 87 at Harrisonburg, Va.	L
12/16/12	UCLA 53, St. John's 52 at Jamaica, N.Y.	W
02/02/12	UCLA 79, Washington 73 in Wooden Center	W
01/29/12	UCLA 62, Colorado 54 at Boulder, Colo.	W
11/18/10	UCLA 86, Notre Dame 83 2ot at South Bend, Ind.	W
01/06/08	California 73, UCLA 70 in Pauley Pavilion	L
12/20/06	UCLA 77, California 68 in Pauley Pavilion	W
03/06/06	UCLA 85, Stanford 76 at San Jose, Calif.	W
01/29/06	UCLA 90, California 87 in Pauley Pavilion	W
12/17/05	UCSB 90, UCLA 81 at Santa Barbara, Calif.	L
01/23/04	Stanford 78, UCLA 71 in Pauley Pavilion	L
01/20/01	UCLA 59, Arizona 56 in Pauley Pavilion	W
11/23/99	UCLA 84, Texas 77 in Pauley Pavilion	W
12/27/97	UCLA 96, Rutgers 93 in Pauley Pavilion	W
12/18/97	North Carolina 82, UCLA 78 at Chapel Hill, N.C.	L
11/30/97	Notre Dame 93, UCLA 91 2ot in Pauley Pavilion	L
03/09/96	Washington State 88, UCLA 81 at Pullman, Wash.	L
01/20/96	UCLA 89, Arizona 85 in Pauley Pavilion	W
02/10/95	Washington 57, UCLA 54 in Wooden Center	L
01/03/94	UCLA 88, Rutgers 78 in Pauley Pavilion	W
03/14/90	Arkansas 90, UCLA 80 at Fayetteville, Ark.*	L
01/05/87	UCLA 67, Notre Dame 65 in Pauley Pavilion	W
12/30/85	UCLA 82, North Carolina 71 in Pauley Pavilion	W

12/07/84 New Orleans 75, UCLA 73 in Pauley Pavilion
03/10/78 UCLA 79, Long Beach State 78 at Stanford, Calif. L
W

20-POINT, 20-REBOUND GAMES BY THE BRUINS

Natalie Williams	32 pts., 25 reb. vs. Arizona State 2/20/94
Jasmine Dixon	31 pts., 20 reb. at Oregon, 2/27/10
Natalie Williams	28 pts., 23 reb. at USC 2/4/94
Natalie Williams	29 pts., 22 reb. vs. Oregon 3/14/92
Denise Curry	28 pts., 22 reb. vs. San Jose St. 12/9/78
Natalie Williams	27 pts., 21 reb. vs. Oregon 1/13/93
Natalie Williams	23 pts., 21 reb. vs. Michigan St. 12/29/92

BRUIN QUADRUPLE-DOUBLES

Ann Meyers 20 points, 14 rebounds, 10 assists, 10 steals vs. Stephen F. Austin, 2/18/78

BRUIN TRIPLE-DOUBLES

Charisma Osborne 18 points, 10 rebounds, 12 assists vs. USC, Feb. 26, 2021

Japreece Dean	20 points, 11 rebounds, 10 assists vs. Yale, 11/26/19
Jordin Canada	26 points, 11 steals, 10 assists vs. San José State, 11/10/17
Jordin Canada	11 points, 10 rebounds, 12 assists vs. Southern, 11/18/16
Markel Walker	14 points, 15 rebounds, 10 assists vs. Washington State, 2/4/12
Noelle Quinn	21 points, 10 rebounds, 10 assists at Cal, 2/19/04
Erica Gomez	18 points, 11 rebounds, 10 assists vs. USC, 2/24/96
Ann Meyers	20 points, 14 rebounds, 10 assists, 10 steals vs. Stephen F. Austin, 2/18/78
Ann Meyers	14 points, 10 rebounds, 12 steals vs. San Diego State, 2/25/77

LARGEST WINNING MARGIN BY THE BRUINS

MARGIN	OPPONENT	SCORE	DATE
+97	at UC San Diego	117-20	1/11/75
+93	at UC Irvine	106-13	1/9/75
+90	Oregon State	125-35	12/11/76
+79	Arizona	122-43	1/18/80
+79	San Jose State	112-33	12/5/21
+77	at UC Riverside	92-15	1/13/75
+69	at San Francisco State	109-40	2/10/78
+66	UC Irvine	96-30	11/18/80
+66	at UNLV	99-33	2/16/75

LARGEST WINNING MARGIN BY OPPONENTS

MARGIN	OPPONENT (RANK)	SCORE	DATE
-53	Long Beach State (3)	65-118	1/22/85
-47	at Utah	42-89	12/1/01
-46	at Long Beach State (4)	57-103	12/3/87
-45	Long Beach State (7)	65-110	12/15/86
-42	at Connecticut (1)	64-106	12/23/99

TOP 10 INDIVIDUAL BIG GAMES VS. THE BRUINS

NAME, SCHOOL, DATE	PTS.	FG-FGA	FT-FTA	REB.
Tina Thompson, USC, 1/27/96	49	16-22	13-13	15
Tina Gunn, BYU, 12/26/79*	45	19-33	14-15	16
LaTaunya Pollard, Long Beach St., 1/20/83	45	19-29	7-11	8
Giuliana Mendiola, Washington, 2/1/03	43	15-20	7-8	12
Pam Kelly, Louisiana Tech, 2/20/82	41	13-20	15-22	11
Penny Toler, Long Beach St., 12/3/87	41	19-29	3-4	7 ast.
Carol Blazejowski, Montclair St., 3/23/78*	40	18-33	4-4	7
Svetlana Abrosimova, UConn, 11/17/98*	39	14-17	7-15	10
Kelsey Plum, Washington, 2/17/17*	39	11-21	14-15	4
Kelsey Plum, Washington, 1/8/17	39	13-26	8-8	4

* indicates Bruin home game

BRUIN NATIONAL RANKINGS IN FINAL AP POLLS

YEAR	RANKING	2006	21	YEAR	RANKING	2006	18
2020	10	1999	15	2020	9	1999	7
2019	20	1998	25	2019	14	1998	20
2018	9	1985	18	2018	7	1992	18
2017	15	1981	7	2017	13	1985	15
2016	10	1979	6	2016	12		
2013	11	1978	5	2013	12		
2011	8	1977	13	2011	13		
2010	22			2010	23		

(Highest regular season ranking: No. 3 in AP; Dec. 12, 1978-Dec. 26, 1978)

THE LAST TIME...

A Bruin Team Defeats a Ranked Opponent

No. 9 UCLA vs. No. 11 Arizona (58-49) (3/5/21)

A Bruin Team Scored 100 Points

112 at home vs. San Jose St. (112-33, 12/5/21)

A Bruin Scored 40 or More Points

Natalie Williams, 43 vs. California, 2/24/94

A Bruin Scored 30 or More Points

Charisma Osborne, 31 at Oregon State (3/27/22)

A Bruin Grabbed 20 or More Rebounds

Monique Billings, 25 vs. Washington State, 2/19/17

A Bruin Grabbed 15 or More Rebounds

Michaela Onyenwere, 16 at Arizona (12/4/20)

An Opponent Scored 100 Points

101, by No. 8 Oregon (94-101 in OT), 2/19/18

An Opponent Scored 40 or More Points

43 by Giuliana Mendiola, Washington, 2/1/03

An Opponent Scored 30 or More Points

30 by Ruthy Hebard, No. 3 Oregon (60-86), 2/14/20

An Opponent Grabbed 20 or More Boards

21 by Teaira McCowan, No. 4 Mississippi State, 3/25/18

PAULEY PAVILION RECORDS

INDIVIDUAL

Most Points, Game	45, Tina Gunn (BYU) vs. UCLA, 12/26/79
Most Points, By UCLA Player:	42, Dora Dome vs. California, 2/5/87
Most Points, Half	29, Denise Curry (UCLA) vs. Stanford, 12/15/79
Most Rebounds, By Opponent	23, Janell Williams (Rutgers) vs. UCLA, 1/3/94
Most Rebounds, Game	25, Monique Billings vs. Washington State, 2/19/17
Most Assists, Game	18, Annie Troyan (Penn State) vs. UC Irvine, 2/4/83
Most Assists, By UCLA	16, Jordin Canada vs. Boise State, 3/18/17
Most Assists, By Opponent	15, Pam Roberts (Arizona) vs. UCLA, 2/13/81

TEAM

Most Points, Game	129 vs. San José State, 11/10/17 (129-69)
Most Points, Half	72 vs. Arizona, 1/18/80 (72-24)
Most Points by Opponent	113, UConn vs. UCLA 11/17/98 (102-113)
Most Points By Opponent, Half	60 (1st half), UConn vs. UCLA, 11/17/98 (54-60)
	57 (2nd half) Long Beach State vs. UCLA, 12/15/86 (33-57)
Fewest Points, Game	36 vs. USC 2/17/08 (36-49)
Fewest Points, Half	12 vs. USC, 2/17/08
Fewest Points By Opponent	22, UC Riverside vs. UCLA, 1/29/75
Fewest Points By Opponent, Half	8, UC Riverside vs. UCLA, 1/29/75
Most Points (2 Teams), Game	215, UCLA vs. UConn, 11/17/98 (102-113)
Most Points (2 Teams), Half	114, UCLA vs. UConn, 11/17/98 (54-60)

WOODEN CENTER RECORDS

INDIVIDUAL

Most Points, Game	34, Rehema Stephens (UCLA) vs. Oregon, 1/27/91
Most Points, By Opponent	34, Genia Miller (CS Fullerton) vs. UCLA, 12/8/89
Most Rebounds, Game	25, Natalie Williams (UCLA) vs. Arizona State, 2/20/94
Most Rebounds, By Opponent	18, Genia Miller (CS Fullerton) vs. UCLA, 12/8/89
Most Assists, Game	10, Markel Walker (UCLA) vs. Washington State, 2/4/12; Erica Gomez (UCLA) vs. Cal 2/9/96
Most Assists, By Opponent	10, Mae Ola Bolton (Auburn) vs. UCLA, 12/15/87

Team


Most Points, Game	115 vs. Arizona, 1/13/91 (115-102)
Most Points, Half	62 vs. Arizona, 1/13/91 (62-45)
Most Points By Opponent	102 by Arizona, 1/13/91 (115-102)
Most Points By Opponent, Half	53 by Washington, 2/26/88 (53-34)
Most Points (2 teams), Game	217, UCLA 115, Arizona 102 (1/13/91)
Fewest Points By Opponent	42 by San Diego, 12/13/86 (65-42)
Fewest Points By Opponent, Half	20 by San Diego, 12/13/86 (38-20)
	20 by Washington, 2/10/95 (20-20)



TOP BRUIN HOME GAME CROWDS

CROWD	DATE	SITE AND OPPONENT
9,530	1/23/99	Pauley Pavilion vs. USC
9,351	3/25/78	Pauley Pavilion vs. Maryland*
9,263	11/21/17	Pauley Pavilion vs. UConn
9,160	11/11/16	Pauley Pavilion vs. Pacific
8,327	2/24/13	Pauley Pavilion vs. USC
8,094	2/29/04	Pauley Pavilion vs. USC
8,036	01/13/19	Pauley Pavilion vs. Oregon
8,013	2/17/08	Pauley Pavilion vs. USC
8,006	2/13/10	Pauley Pavilion vs. USC
7,822	3/23/78	Pauley Pavilion vs. Montclair State*
7,787	1/16/00	Pauley Pavilion vs. USC
7,273	11/23/99	Pauley Pavilion vs. Texas
7,258	2/21/98	Pauley Pavilion vs. USC
7,190	1/7/18	Pauley Pavilion vs. Oregon
7,134	1/13/07	Pauley Pavilion vs. USC
7,074	2/23/14	Pauley Pavilion vs. Stanford
7,036	3/10/01	Pauley Pavilion vs. Washington
6,972	2/28/16	Pauley Pavilion vs. Arizona State
6,725	2/20/11	Pauley Pavilion vs. Stanford
6,675	1/8/11	Pauley Pavilion vs. USC
6,674	11/13/15	Pauley Pavilion vs. St. John's
6,632	3/5/00	Pauley Pavilion vs. California
6,172	1/13/03	Pauley Pavilion vs. USC
6,103	1/25/15	Pauley Pavilion vs. California
6,103	1/20/19	Pauley Pavilion vs. USC
6,072	3/3/00	Pauley Pavilion vs. Stanford

*Notes: * indicates AIAW tournament game; NCAA tournament games not involving UCLA have drawn 6,172 on 3/30/84; 5,365 on 4/1/84.*



Rehema Stephens



Dora Dome



Mayla Martin



PAULEY PAVILION

Home to Bruin athletic teams since 1965, Pauley Pavilion presented by Wescom is regarded as one of the finest all-around collegiate facilities in the nation and has been the site of numerous illustrious events, from NCAA Championships, Olympic gymnastics, presidential debates, and award shows.

Pauley Pavilion was introduced to the University at the June 1965 Commencement exercises, at which time it was dedicated and named for Regent Edwin W. Pauley, the principal donor to the building fund. Total cost of the Pavilion was provided as follows: \$2,000,000 by the State, \$1,000,000 by the student body and in excess of \$2,000,000 by the alumni with \$1,000,000 of the alumni contribution donated on a matching basis by Regent Pauley.

The 126-by-226-foot floor of the Pavilion accommodates three complete basketball courts. The Pavilion has a basketball capacity of 13,800. The single-game attendance record of 13,478 was set on Feb. 12, 1997 when the Bruin men hosted Duke (women's record of 9,530 set on Jan. 23, 1999 vs. USC).

In October of 1990, a highly-efficient lighting system was installed that doubled the lighting capacity in the Pavilion, and in October of 1999, a new video scoreboard was installed in the multi-purpose facility. On Dec. 20, 2003, the floor in Pauley Pavilion was dedicated "Nell and John Wooden Court", and players from virtually all of his teams joined Coach Wooden to celebrate the occasion.

Some of the top names in the history of college basketball - players such as Ann Meyers, Denise Curry, Natalie Williams, Lew Alcindor (Kareem Abdul-Jabbar), Bill Walton, Ed O'Bannon, Candace Parker, Marques Johnson, Reggie Miller, Baron Davis, Earl Watson, Kevin Love, Russell Westbrook, Jason Kapono, Michael Jordan and Pete Maravich and coaches such as John Wooden, Dean Smith and Pat Summitt - have appeared in Pauley. The arena, along with the newly-renovated gym in the Student Activities Center, are the homes of the best "pick up" games in Los Angeles, featuring NBA stars. In addition, the 1984 Olympic gymnastics competition and a historic table tennis match between the United States and China have been held in the Pauley. Entertainers such as Bob Dylan, Bob Hope, Henry Mancini, Frank Sinatra, Luciano Pavarotti, Eric Clapton, Justin Timberlake, Jay-Z, Nirvana, Pearl Jam, The Who, Guns N' Roses and the Grateful Dead have also graced the Pavilion.

The Pavilion has been the site of two Women's Basketball Final Fours (1978 AIAW and 1984 NCAA Championships), four NCAA first and second women's basketball NCAA Tournament rounds (2014, 2016, 2017 and 2018), three NCAA first and second round men's basketball playoffs (1979, 1981 and 1988), five NCAA men's basketball West Regionals (1966-69-73-76-84), two NCAA women's basketball West Regionals (1985, 1995), 13 NCAA men's volleyball championships (1970-71-75-77-79-84-85-87-89-93-96-00-05-18), three NCAA women's volleyball championships (1981, 1984, 1991), two NCAA men's gymnastics championships (1984, 1987), and three NCAA women's gymnastics championships (1984, 1998, 2004). The Pavilion is also used for intramural sports and Fine Arts events throughout the school year. In September of 2009, Pauley Pavilion played host to a WNBA playoff game between the Los Angeles Sparks and Phoenix Mercury.

Other major events held in Pauley Pavilion were a 1988 Presidential Debate between George Bush and Michael Dukakis, the 1992 MTV Video Music Awards, VH1 Rock Honors, several Nickelodeon's Kids' Choice Awards, the 1991 U.S. Olympic Festival basketball and gymnastics competitions and UCLA's 75th anniversary convocation in 1994, during which President Bill Clinton was the keynote speaker.

Pauley Pavilion was closed for the 2011-12 season as it underwent a multi-million dollar renovation with a target completion date of Fall 2012. Women's basketball, along with men's and women's volleyball and gymnastics, played in the John Wooden Center while Pauley Pavilion was closed. It is located at 301 Westwood Plaza, Los Angeles, CA 90095, phone number 310-825-4546.

RECORD VS. OPPONENTS IN PAULEY

OPPONENT	W-L	OPPONENT	W-L
Air Force	1-0	Northern Colorado	2-0
Alabama-Birmingham	1-0	Northwestern	1-0
American	1-0	Notre Dame	5-3
Arizona	26-9	Ohio State	3-1
Arizona State	24-9	Oklahoma	2-1
Baylor	3-2	Oklahoma State	2-0
Boise State	1-1	Old Dominion	2-3
BYU	4-2	Oral Roberts	1-0
California	24-8	Oregon	21-12
Cal Poly Pomona	5-0	Oregon State	23-9
Cal Poly	6-0	Pacific	5-0
CSU Bakersfield	3-0	Penn State	1-1
Cal State Fullerton	11-3	Pepperdine	10-1
Cal State Northridge	5-1	Presbyterian College	1-0
Charlotte	0-1	Princeton	2-0
Cincinnati	1-0	Purdue	1-0
Clemson	1-0	Rice	2-0
Colorado	7-3	Rutgers	2-0
Connecticut	0-2	Sacramento State	2-0
Creighton	1-0	St. John's	1-0
Delta State	2-0	St. Joseph's	1-0
DePaul	1-0	St. Mary's	5-0
Duke	0-1	San Diego	4-1
Eastern Illinois	1-0	San Diego State	10-1
Eastern Washington	1-0	San Francisco	2-0
Fresno State	6-0	San José State	4-0
George Washington	0-1	Santa Clara	2-0
Georgia	1-2	Seton Hall	2-0
Hawai'i	6-0	South Carolina	0-1
Illinois	1-1	South Florida	1-0
Illinois State	0-1	Southern	1-0
Indiana	0-1	Southern Utah State	1-0
James Madison	1-1	Stanford	12-24
Kansas	1-0	Stephen F. Austin	1-0
Kansas State	2-0	Temple	1-0
Kentucky	2-0	Tennessee	0-8
Long Beach State	7-8	Texas	2-2
Louisiana State	2-1	Texas A&M	2-0
Louisiana Tech	0-4	Texas Tech	0-3
Loyola Marymount	6-0	UC Davis	1-0
Maryland	2-2	UC Irvine	5-0
Memphis	1-0	UC Riverside	4-0
Michigan	1-0	UC Santa Barbara	8-1
Michigan State	0-1	USC	26-20
Missouri	0-1	Utah	9-2
Montana State	1-0	Utah State	1-0
Montclair State	1-0	Virginia	1-2
Nebraska	2-1	Washington	21-8
Nevada	1-0	Washington State	30-0
Nevada Las Vegas	3-0	Weber State	1-0
New Orleans	0-1	Western Kentucky	1-0
North Carolina	1-1	West Virginia	2-0
North Carolina State	0-1	Wisconsin-Green Bay	1-0
Northern Arizona	1-0	Yale	1-0

YEAR-BY-YEAR HOME COURT RECORD

(OVERALL: 474-185, .719)

PAULEY PAVILION

YEAR	W	L	PCT.	YEAR	W	L	PCT.
2021-22	10	4	.714	1988-89	3	3	.500
2020-21	8	2	.800	1987-88	4	3	.571
2019-20	14	1	.933	1986-87	7	4	.636
2018-19	12	6	.667	1985-86	4	8	.333
2017-18	15	2	.882	1984-85	12	5	.706
2016-17	16	0	1.000	1983-84	11	5	.685
2015-16	15	1	.938	1982-83	9	6	.600
2014-15	10	8	.556	1981-82	11	6	.647
2013-14	7	6	.538	1980-81	16	2	.889
2012-13	11	4	.733	1979-80	9	5	.643
2010-11	12	2	.857	1978-79	10	1	.909
2009-10	12	2	.857	1977-78	13	0	1.000
2008-09	13	3	.813	1976-77	8	0	1.000
2007-08	9	5	.643	1975-76	9	0	1.000
2006-07	5	7	.417	1974-75	4	1	.800
2005-06	10	2	.833				
2004-05	9	3	.750				
2003-04	11	3	.786				
2002-03	9	3	.750				
2001-02	4	8	.333				
2000-01	6	8	.429				
1999-00	10	3	.769				
1998-99	13	3	.813				
1997-98	10	4	.714				
1996-97	5	6	.455				
1995-96	10	3	.769				
1994-95	5	6	.455				
1993-94	7	4	.636				
1992-93	7	4	.636				
1991-92	8	4	.667				
1990-91	6	3	.667				
1989-90	8	4	.667				

JOHN WOODEN CENTER

YEAR	W	L	PCT.
2011-12	9	4	.692
1996-97	1	0	1.000
1995-96	1	0	1.000
1994-95	1	1	.500
1993-94	2	1	.667
1992-93	1	1	.500
1991-92	2	1	.667
1990-91	4	1	.800
1989-90	2	0	1.000
1988-89	5	2	.714
1987-88	4	2	.667
1986-87	5	0	1.000
TOTALS	37	13	.740

ALL-TIME LETTERWINNERS



A
 Moniquee Alexander — 2007-08-09-10
 Lori Allen — 1975-76-77
 Shalada Allen — 2001-02
 Stephanie Allen — 1992
 Tonya Alston — 1983
 Nicole Anderson — 1990-91-92-93
Izzy Anstey — 2022
 Gennifer Arranaga — 2001-02-03-04
 Lisa Arreola — 1979
 Allison Arredondo — 1993-94-95-96

B
 Chrissy Baird — 2015-16-18-19
 Dawn Baker — 1991
 Alma Batchie — 1986-87-88
 Jeanne Beauprey — 1980-81
 Sarah Belavic — 1999
Emily Bessoir — 2021
 Kellie Bennett — 1995
 Shari Biggs — 1984-85-86-87
 Monique Billings — 2015-16-17-18
 Deanna Blackwood — 1977
 Nikki Blue — 2003-04-05-06
 Sheri Bouldin — 1987-88-89-90
 Jalina Bradley — 2000-01-02-03
 Tam Breckenridge — 1977-78
 Alyssia Brewer — 2012-13
Camryn Brown — 2020-21-22
 Candice Brown — 2008-09
 Jaime Brown — 1985-86-87-88
 Kennedy Burke — 2016-17-18-19
 Mari Burningham — 1996

C
 Reece' Caldwell — 2015
 Doreena Campbell — 2008-09-10-11
 Jordyn Canada — 2015-16-17-18
 Dana Childs — 1986-87-88-89
 Natalie Chou — 2020-21-22
 Jane Cohen — 1975
 Laura Collins — 1991-93-94-95
 Terry Condon — 1975
 Merja Connolly — 1982
 Denise Corlett — 1977-78-79-80
 Lindsey Corsaro — 2018-19-20
 Corinne Costa — 2011-12-13-14-15
 Cyd Crampton — 1977-79
 Denise Curry — 1978-79-80-81

D
 Anne Dean — 1983-84-85-86
 Japreece Dean — 2018-19-20
 Jasmine Dixon — 2010-11-13
 Dora Dome — 1985-86-87-88
 Lajahna Drummer — 2015-16-18-19
Angela Dugalic — 2022

E
 Nina Earl — 2008-09-10-11
 Pat Erickson — 1976
 Kendeé Eulert — 1981-82


F
 Moriah Faulk — 2012
 Nirra Fields — 2013-14-15-16
 Cathy Fitzgerald — 1975
 LaCresha Flannigan — 1998-99-00
 Althea Ford — 1986-87-88-89
 Teik Francis — 1986-87
 Tia Francis — 1984-85
 Tessa Franken — 1986
 Dianne Frierson — 1977-78-79-80
 Carly Funicello — 1997-98-99-00

G
 Rebekah Gardner — 2009-10-11-12
 Rhema Gardner — 2011-12-14
 Melissa Gische — 1992
 Erica Gomez — 1996, 98-99-00
 Michelle Greco — 1999-00-01-03
 Venita Griffey — 1975
 Tawana Grimes — 1995-96-97-98
 Bev Groot — 1977

H
 Dietra Hanible — 1980-81-82
 Angel Hardy — 1982-83-84-85
 Shaley Harris — 2018
 Kelli Hayes — 2015-16-17-18
 Ashley Hearn — 2016-17
 Mary Hegarty — 1981-82-83-84
 Tierra Henderson — 2006-07-08-09
 Paulina Hersler — 2015-16-17
 Nickey Hilbert — 1994-95-96
 Lauren Holiday — 2013-14
 Jean Holm — 1980
 Janet Hopkins — 1978-79-80-81
 Melanie Horn — 1979-80-81-82
 Chantel Horvat — 2018-19-20-21-22
 Carla Houser — 1997-98
 Janae Hubbard — 1997-98-99-00
 Kisa Hughes — 1994-95-96

I
 Chinyere Ibekwe — 2006-07-08-09

J
 Nancy Jackson — 1975-76
 Takiyah Jackson — 1997-98-00
 Amy Jalewalia — 1991-92-93-94
 Vera James — 1980-82
 Natalie Jarrett — 2000-01-02-03
 Kiara Jefferson — 2019-20



Krystle Johnson — 2002-03
 Char Jones — 1982-83-84
 Whitney Jones — 2001-02-03-04
 Jackie Joyner — 1981-82-83-85

K
 Nicole Kaczmarek — 2000
 Lynn Kamrath — 1989-90-91-92
 Annette Keur — 1984-85
 Kari Korver — 2013-15-16-17
 Nicole Kornet — 2017
 Zrinka Kristich — 1993-94-95-96
 Ricarda Kuypers — 1994-95-96

L
 Malika Leatham — 2001-02
 Thea Lemberger — 2011-12-13-14
 Judy LeWinter — 1975-76
 Consuelo Lezcano — 2004-05-06-07
 Eugenie Lewis — 1989
 Amanda Livingston — 2004-05-06-07
 Detra Lockhart — 1991-92-93-94
 Luiana Livulo — 2014-15

M
 Mary Madigan — 1984
 Maylana Martin — 1997-98-99-00
Brynn Masikewich — 2020-22
 Melissa Maurin — 2001-02-03
 Michelle McCoy — 1983-84
 Dorice McFadden — 1983
 Susan Mead — 1985-86-87
 Ann Meyers — 1975-76-77-78
 Michelle Miles — 1988-89-90
 Lauryn Miller — 2017-18-19-20
 Myra Miyasato — 1975
 Beth Moore — 1976-77-78-79
 Kristi Moore — 1986-87
 Darxia Morris — 2008-09-10-11
 DeDe Mosman — 1989-90-91-92

N
 Natalie Nakase — 2000-01-02-03
 Karen Nash — 1975-76-77
 Heidi Nestor — 1976-77-78
 Teiko Nishi — 1985-86-87-88
 Atonye Nyingifa — 2009, 2011-12-13-14
 Christina Nzekwe — 2008-09-10-11

O
 Jamie Onenig — 1995-96-97-98
 Alexis Olivier — 2007-08
Dominique Onu — 2021-22
 Michaela Onyenwere — 2017-18-19-20

Ortal Oren — 2003-04-05-06
 Anita Ortega — 1976-77-78-79
Charisma Osborne — 2020-21-22
 Kayla Owens — 2018-19-20-22

P
 Michelle Palmisano — 1993
 Melanie Pearson — 1997-98-99
 Lauren Pedersen — 2005-06
 Jaelynn Penn — 2022
 Marie Philman — 1997-98-99-00
 Sissy Pickett — 2002-03-04-05
 Julia Pitts — 2003-04-06-07
 Lindsey Pluimer — 2005-06-07-08
 Kristee Porter — 1999-01-02
 Madeline (Brooks) Poteet — 2012-13-14-15

Q
 Noelle Quinn — 2004-05-06-07

R
 Ayesha Rembert — 1999
 Dot Richardson — 1984
 Lynn Richardson — 1987
 Brittany Ringel — 2002, 04-05-06
 Stacy Robertson — 2001-02
 Regina Rogers — 2008
 Ally Rosenblum — 2017-18-20
 Rachelle Roulrier — 1988-89-90-91

S
 Jackie Shepard — 2010-11
 Eliana Sigal — 2019-20-21-22
 Amy Jo Silva — 1992-93
 Erin Simms — 1985
 Ahlana Smith — 2018
 Rehema Stephens — 1990-91-92
 Kacy Swain — 2012-13-15-16
 Susie Swenson — 1980-81-82

T
 Allison Taka — 2007-08-09-10
 Marcy Tarabochia — 1992
 Emma Tautolo — 2003-04-05-06
 Ilmar'I Thomas — 2022
 Necie Thompson — 1981-82-83
 Deborah Thurston — 1981-82-83-84
 Molly Tideback — 1989-90
 Laura Tomich — 1996-97
 Leslie Trapnell — 1975-76
 Erica Tukiainen — 2007-08-09-10

V
 Herma VandeLagemaat — 1985
 Sandra VanEmbricqs — 1987-88-89-90
 Marja VanHelvoort — 1984
 Gene VanOostveen — 1991-92-93
 Aisha Veasley — 1995-96-97-98
 Jamila Veasley — 2001-02-03-04

W
 Markel Walker — 2010-11-12-13
 Dominique Williams — 2014-15-17
 Jerica Williams — 2007
 Mariah Williams — 2010-11-12-13
 Natalie Williams — 1991-92-93-94
 Debbie Willie — 1978-79-80-81
 Lisa Willis — 2003-04-05-06
 Brianna Winn — 2002
 Michele Wootton — 1987-88-89-90
 Jane Wortman — 1975
 Charlene Wright — 1975-76
 Lynn Wright — 1977

Y
 Nicole Young — 1990-91-93-94
 Elaine Youngs — 1989-90

Z
 Shaina Zaidi — 2004-05-06-07

ALL-TIME NUMERICAL ROSTER

00

Chantel Horvat (2018, 19, 20, 21, 22)
Nicole Kornet (2017)
Moriah Faulk (2012)
Ortal Oren (2003, 04, 05, 06)

1

Kiki Rice (2023)

Kayla Owens (2018, 19, 20, 22)
Thea Lemberger (2012, 13, 14)
Nina Earl (2008, 09, 10, 11)
Natalie Nakase (2000, 01, 02, 03)

2

Dominique Onu (2021, 22, 23)

Ahlana Smith (2019)
Kari Korver (2013, 15, 16, 17)
Jackie Shepard (2010, 11)
Tierra Henderson (2006, 07, 08, 09)
Brianna Winn (2002)

3

Londynn Jones (2023)

Kiara Jefferson (2018, 19, 20)
Jordin Canada (2015, 16, 17, 18)
Madeline Brooks (2012)
Darxia Morris (2008, 09, 10, 11)
Shaina Zaidi (2004, 05, 06, 07)
Ayesha Rembert (2000)
Michelle Palmisano (1993)

4

Lindsey Corsaro (2019, 2020)
Ashley Hearn (2016, 17)
Lauren Holiday (2013, 14)
Christina Nzekwe (2008, 09, 10, 11)
Kristee Porter (2001)
Sarah Belavic (1999)

5

Brynn Masikewich (2020, 22, 23)

Lindsey Corsaro (2017, 18)
Recee Caldwell (2015)
Mariah Williams (2010, 11, 12)
Alexis Olivier (2007, 08)
Stephanetta Bingley (2005)
Melissa Maurin (2001, 02, 03)
Marie Philman (1997, 98, 99, 00)
Ricarda Kuypers (1994, 95, 96)

10

Gina Conti (2023)

Ally Rosenblum (2017, 18, 19, 20)
Kacy Swain (2012, 13, 15, 16)
Allison Taka (2007, 08, 09, 10)
Whitney Jones (2001, 02, 03, 04)
Erica Gomez (1996, 98, 99, 00)
Chrystal Pakootas (1995)
Dana Childs (1986, 87, 88, 89)
Angel Hardy (1982, 83, 84)
Debbie Willie (1978, 79, 80, 81)

11

Emily Bessoir (2021, 23)

Lajahna Drummer (2015, 16, 18, 19)
Atonye Nyingifa (2009, 11, 12, 13, 14)
Julia Pitts (2003, 04, 06, 07)
Brittany Ringel (2002)
Melanie Pearson (1997, 98, 99)
Marcy Tarabochia (1991, 92)
Michelle Miles (1988, 89, 90)
Tessa Franken (1986)
Herma Vandelagemaat (1985)
Michelle McCoy (1983, 84)
Jeanne Beauprey (1980, 81, 82)
Anita Ortega (1977, 78, 79)
Venita Griffey (1976)

12*

Denise Curry (1978, 79, 80, 81)

13

Luiana Livulo (2014, 15)
Thea Lemberger (2011)
Erica (Latimer) Tukiainen (2007, 08, 09, 10)
Gennifer Arranaga (2001, 02, 03, 04)
Maylana Martin (1997, 98, 99, 2000)
Rachelle Roulrier (1988, 89, 90, 91)
Shari Biggs (1984, 85, 86, 87)
Denise Corlett (1978, 79, 80)
Beth Moore (1977)
Charlene Wright (1976)

14

Dominique Willaims (2014)
Mariah Williams (2013)
Lindsey Pluimer (2005, 06, 07, 08)
Natalie Jarrett (2000, 01, 02, 03)
Kristee Porter (1999)
Lynn Richardson (1986, 1987)
Erin Simms (1985)
Mary Hegarty (1981, 82, 83)
Nedra Jerry (1977)

15*

Ann Meyers (1976, 77, 78)

20

Charisma Osborne (2020, 21, 22, 23)

Dominique Williams (2015, 17)
Rhema Gardner (2011, 12, 14)
Lauren Pedersen (2005, 06)
Michelle Greco (1999, 00, 01, 03)
Rehema Stephens (1990, 91, 92)
Jaime Brown (1985, 86, 87, 88)
Janet Hopkins (1978, 79, 80, 81)

21

Lina Sontag (2023)

Michaela Onyenwere (2017, 18, 19, 20)
Nirra Fields (2013, 14, 15, 16)
Doreena Campbell (2008, 09, 10, 11)
Brittany Ringel (2004, 05, 06)
Jalina Bradley (2000, 01, 02, 03)
Jamie Oenning (1995, 96, 97, 98)
Detra Lockhart (1991, 92, 93, 94)
Ashley Stevens (1988)
Sue Mead (1985, 86, 87)
Dorice McFadden (1983)
Dietra Hanible (1980, 82)
Beth Moore (1978, 79)
Cindy Harrie (1977)

22

Christeen Iwuala (2023)

Kennedy Burke (2016, 17, 18, 19)
Madeline (Brooks) Poteet (2013, 14, 15)
Consuelo Lezcano (2004, 05, 06, 07)
Amy Jo Silva (1992, 93)
Teiko Nishi (1985, 86, 87, 88)
Dot Richardson (1984)
Vera James (1979, 80, 82)
Judy LeWinter (1976)

23

Gabriela Jaquez (2023)

Natalie Chou (2020, 21, 22)
Kelli Hayes (2015, 16, 17, 18)
Markel Walker (2010, 11, 12, 13)
Chinyere Ibekwe (2006, 07, 08, 09)
Nicole Kaczmarek (2000)
Ayesha Rembert (1999)
Nickey Hilbert (1994, 95, 96)
Nicole Anderson (1990, 91, 92, 93)
Eugenie Lewis (1989)
Jackie Joyner (1981, 82, 83, 85)
Beth Moore (1976)

24

Ilmar'i Thomas (2022)
Japreece Dean (2018, 19, 20)
Paulina Hersler (2015, 16, 17)

Candice Brown (2008, 09)
Mari Burningham (1996)
Natalie Williams (1991, 92, 93, 94)
Michele Wootton (1987, 88, 89, 90)
Marja VanHelvoort (1984)
Susie Swenson (1980, 81, 82)
Heidi Nestor (1976, 77, 78)

25

Shayley Harris (2019)
Monique Billings (2015, 16, 17, 18)
Amy Jalewalia (1991, 92, 93, 94)
Alma Batchie (1986, 87, 88)
Necie Thompson (1981, 82, 83)
Deana Blackwood (1977)
Patricia Erickson (1976)

30

Tawana Grimes (1995, 96, 97, 98)
DeDe Mosman (1989, 90, 91, 92)
Karen Crozier (1988)
Kristi Moore (1986, 87)
Merja Connolly (1982)
Jean Holm (1980)
Lisa Arreola (1979)
Tam Breckenridge (1977)

31

Moniquee Alexander (2008, 09, 10)
Amanda Livingston (2004, 05, 06, 07)
Carla Houser (1997, 98)
Zrinka Kristich (1993, 1994, 1995)
Dianne Frierson (1977, 78, 79, 80)

32

Angela Dugalic (2022)

Chrissy Baird (2015, 16, 18, 19)
Alyssia Brewer (2013)
Jerica Williams (2007)
Nikki Blue (2003, 04, 05, 06)
Malika Leatham (2001, 02)
Takiyah Jackson (1996, 97, 98, 00)
Nickey Hilbert (1993)
Lynn Kamrath (1989, 90, 91, 92)
Alice Enriquez (1988)
Mary Madigan (1982)
Melanie Horn (1979, 80, 81, 82)
Bev Groot (1977)

33

Lauryn Miller (2017, 18, 19, 20)
Jasmine Dixon (2010, 11, 13)
Shalada Allen (2001, 02)
Laura Tomich (1996, 1997)
Dawn Baker (1991)
Sandra VanEmbricqs (1987, 88, 89, 90)
Annette Keur (1984, 85)
Cheryl Kelsey (1981)
Maria Sandoval (1980)
Tam Breckenridge (1978, 79)
Lynn Wright (1977)

34

Corinne Costa (2011, 12, 13, 14, 15)
Regina Rogers (2008)
Moniquee Alexander (2007)
Janae Hubbard (1997, 98, 99, 00)
Laura Collins (1991, 93, 94)
Denise Corlett (1977)

35

Camryn Brown (2020, 21, 22, 23)

Rebekah Gardner (2009, 10, 11, 12)
Jamila Veasley (2001, 02, 03, 04)
Aisha Veasley (1995, 96, 97, 98)
Stacy Mayeda (1988)
Teik Francis (1986, 87)

40

Lisa Willis (2003, 04, 05, 06)

Kendee Eulert (1981, 82)
Nancy Jackson (1976)

41

Char Jones (1982, 83, 84)

42

Stacy Robertson (2001)
Allison Arredondo (1993, 94, 95, 96)
Althea Ford (1986, 87, 88, 89)
Lori Allen (1976, 77)

43

Izzy Anstey (2022, 23)

Nicole Young (1990, 92, 93, 94)
Anne Dean (1983, 84, 85, 86)

44

Emma Tautolo (2003, 04, 05, 06)
Carly Funicello (1997, 98, 99, 00)
Gene VanOostveen (1991, 92, 93)
Molly Tideback (1989, 90)
Dora Dome (1985, 86, 87, 88)
Cyd Crampton (1977, 79)

45

Noelle Quinn (2004, 05, 06, 07)
LaCresha Flannigan (1998, 99, 00)
Kisa Hughes (1994, 95, 96)
Nicole Young (1991)
Deborah Thurston (1981, 82, 83, 84)

50

Kellie Bennett (1995)
Sheri Bouldin (1987, 88, 89, 90)
Tonya Alston (1983)
Anita Ortega (1976)

51

Eliana Sigal (2019, 20, 21, 22)
Elaine Youngs (1989, 90)

53

Tia Francis (1984, 85)

54

Sissy Pickett (2002, 03, 04, 05)
Karen Nash (1977)

55

Krystle Johnson (2002, 03)
Karen Nash (1976)

**retired numbers*

STARTING LINEUPS, 1974-75 TO PRESENT

2021-22 (18-13, 8-8/7th)

F Ilmar'I Thomas, 5-10, Gr. (15.7, 5.9)
 G Chantel Horvat, 6-2, R-Sr. (5.4, 4.6)
 G Natalie Chou, 6-1, Gr. (9.5, 2.4)
G Charisma Osborne, 5-9, Jr. (16.4, 5.1)
 G Jaelynn Penn, 5-10, Gr. (10.5, 4.6)

2020-21 (17-6, 12-4/3rd)*

F Lauryn Miller, 6-1, Sr. (6.7, 4.6)
 F Michaela Onyenwere, 6-0, Jr. (19.1, 7.2)
 G Natalie Chou, 6-1, Sr. (9.9, 4.3)
G Charisma Osborne, 5-9, So. (17.0, 5.8)
 G Lindsey Corsaro, 6-1, R-Jr. (5.0, 3.2)

2019-20 (26-5, 14-4/2nd)**

F Lauryn Miller, 6-1, Jr. (6.6, 5.7)
 F Michaela Onyenwere, 6-0, Jr. (18.9, 8.5)
 G Lindsey Corsaro, 6-1, R-So. (5.2, 2.3)
G Charisma Osborne, 5-9, Fr. (12.2, 5.8)
 G Japreece Dean, 5-6, Sr. (13.6, 3.7)

2018-19 (22-13, 12-6/4th)*

F Lajahna Drummer, 6-1, R-Sr. (9.0, 8.6)
 F Michaela Onyenwere, 5-11, So. (18.3, 8.5)
 F Kennedy Burke, 6-1, Sr. (15.4, 6.2)
 G Lindsey Corsaro, 6-1, R-Fr. (7.3, 4.4)
 G Japreece Dean, 5-6, Jr. (14.1, 3.3)

2017-18 (27-8, 14-4/T3rd)*

F Monique Billings, 6-4, Sr. (15.3, 9.5)
 F Lajahna Drummer, 6-1, Jr. (6.3, 6.8)
 G Kelli Hayes, 6-0, Sr. (6.2, 2.2)
 G Kennedy Burke, 6-1, Jr. (10.6, 4.3)
 G Jordin Canada, 5-6, Sr. (17.0, 3.7)

2016-17 (25-9, 13-5/4th)*

F Monique Billings, 6-4, Jr. (16.7, 10.5)
 G Kelli Hayes, 6-0, Jr. (5.6, 4.0)
 G Kari Korver, 5-9, Sr. (8.6, 3.0)
 G Kennedy Burke, 6-1, So. (12.2, 4.9)
 G Jordin Canada, 5-6, Jr. (17.8, 5.2)

2015-16 (26-9, 14-4/T3rd)*

F Monique Billings, 6-4, So. (12.7, 8.1)
 F Kacy Swain, 6-3, Sr. (6.6, 6.9)
 G Kari Korver, 5-9, Jr. (7.9, 3.1)
 G Jordin Canada, 5-6, So. (16.1, 3.9)
 G Nirra Fields, 5-9, Sr. (15.3, 5.4)

2014-15 (19-18, 8-10/6th)^

C Corinne Costa, 6-4, Sr. (5.0, 4.7)
 F Kacy Swain, 6-3, Rs-Jr. (4.2, 4.5)
 G Kari Korver, 5-9, Rs-So. (10.1, 3.7)
 G Jordin Canada, 5-6, Fr. (11.8, 3.4)
 G Nirra Fields, 5-9, Jr. (15.0, 5.4)

2013-14 (13-18, 7-1/8th)

C Luiana Livulo, 6-3, Jr. (4.3, 4.8)
 F Atonye Nyingifa, 5-11, Sr. (18.2, 8.6)
 G Dominique Williams, 5-8, Fr. (0.6, 1.8)
 G Thea Lemberger, 5-7, Sr. (15.0, 2.5)
 G Nirra Fields, 5-9, So. (17.6, 6.3)

2012-13 (26-8, 14-4/3rd)*

C Alyssia Brewer, 6-3, Sr. (11.1, 7.7)
 F Atonye Nyingifa, 5-11, Rs-Jr. (11.6, 7.1)
 F Markel Walker, 6-1, Sr. (10.6, 7.2)
 G Thea Lemberger, 5-7, Jr. (8.6, 2.3)
 G Mariah Williams, 5-4, Sr. (3.8, 1.8)

2011-12 (14-16, 9-9/T5th)

F Markel Walker, 6-1, Jr. (14.9, 11.0)
 F Rhema Gardner, 6-1, So. (3.6, 4.5)
 G Rebekah Gardner, 6-1, Sr. (15.9, 6.4)
 G Thea Lemberger, 5-7, So. (12.0, 2.3)
 G Mariah Williams, 5-4, Jr. (4.6, 2.1)

2010-11 (28-5, 16-2/2nd)*

F Markel Walker, 6-1, So. (8.5, 5.4)
 F Jasmine Dixon, 6-0, Jr. (12.1, 7.3)
 F Atonye Nyingifa, 5-11, So.R (8.8, 5.4)
 G Darxia Morris, 5-8, Sr. (12.2, 3.2)
 G Doreena Campbell, 5-10, Sr. (9.2, 3.2)

2009-10 (25-9, 15-3/2nd)*

F Markel Walker, 6-1, Fr. (10.8, 7.5)
 F Jasmine Dixon, 6-0, So. (15.3, 8.0)
 G Darxia Morris, 5-8, Jr. (8.6, 2.7)
 G Doreena Campbell, 5-10, Jr. (9.8, 3.2)
 G Erica Tukiainen, 6-0, Sr. (7.9, 2.4)

2008-09 (19-12, 9-9/ T4th)

F Christina Nzekwe, 6-4, So. (6.3, 4.8)
 F Atonye Nyingifa, 5-11, Fr. (6.1, 4.9)
 C Chinyere Ibekwe, 6-4, Sr. (4.9, 6.2)
 G Doreena Campbell, 5-10, So. (12.9, 4.0)
 G Erica Tukiainen, 6-0, Jr. (8.3, 3.1)

2007-08 (16-15, 10-8/ T4th)

F Nina Earl, 6-1, Fr. (8.7, 3.4)
 F Lindsey Pluimer, 6-4, Sr. (14.1, 6.5)
 C Moniquee Alexander, 6-6, So. (3.8, 3.1)
 G Doreena Campbell, 5-10, Fr. (8.7, 4.2)
 G Erica Tukiainen, 6-0, So. (4.6, 2.1)

2006-07 (14-18, 7-11/ 7th)

F Amanda Livingston, 6-1, Sr. (7.8, 4.7)
 F Lindsey Pluimer, 6-4, Jr. (15.5, 5.7)
 C Chinyere Ibekwe, 6-4, So. (7.7, 6.6)
 G Tierra Henderson, 5-10, So. (5.1, 3.6)
 G Noelle Quinn, 6-0, Sr. (17.2, 6.6)

2005-06 (21-11, 12-6/ 3rd)*

F Amanda Livingston, 6-1, Jr. (7.9, 4.4)
 F Lindsey Pluimer, 6-4, So. (10.1, 6.4)
 G Nikki Blue, 5-8, Sr. (17.0, 5.0)
 G Lisa Willis, 5-11, Sr. (16.3, 6.9)
 G Noelle Quinn, 6-0, Jr. (16.9, 7.1)

2004-05 (16-12, 10-8/6th)

F Amanda Livingston, 6-1, So. (7.9, 4.4)
 F Lindsey Pluimer, 6-4, Fr. (10.1, 6.4)
 G Nikki Blue, 5-8, Jr. (17.0, 5.0)
 G Lisa Willis, 5-11, Jr. (16.3, 6.9)
 G Noelle Quinn, 6-0, So. (16.9, 7.1)

2003-04 (17-13, 11-7/T3rd)*

F Whitney Jones, 5-10, Sr. (5.8, 4.5)
 F Jamila Veasley, 6-1, Sr. (1.8, 3.1)
 G Nikki Blue, 5-8, So. (15.2, 5.6)
 G Lisa Willis, 5-11, So. (14.3, 5.4)
 G Noelle Quinn, 6-0, Fr. (15.9, 7.7)

2002-03 (18-11, 12-6/4th)

F Whitney Jones, 5-10, Jr. (6.8, 4.4)
 F Jamila Veasley, 6-1, Jr. (3.5, 4.9)
 G Nikki Blue, 5-8, Fr. (16.6, 5.5)
 G Michelle Greco, 5-9, Sr.R (18.9, 4.8)
 G Natalie Nakase, 5-2, Sr.R (4.2, 1.6)

2001-02 (9-20, 4-14/8th)

F Whitney Jones, 5-10, So. (9.5, 5.2)
 F Jamila Veasley, 6-1, So. (1.4, 3.1)
 C Malika Leatham, 6-2, Sr. (6.2, 5.9)
 G Jalina Bradley, 5-7, Jr. (6.3, 3.1)
 G Natalie Nakase, 5-2, Jr.R (7.9, 5.1 a)

2000-01 (6-23, 5-13/10th)

F Whitney Jones, 5-10, Fr. (7.2, 4.9)
 F Kristee Porter, 6-0, So.R (13.0, 8.1)
 C Malika Leatham, 6-2, Jr. (6.5, 5.0)
 G Michelle Greco, 5-9, Jr. (19.9, 3.9)
 G Natalie Nakase, 5-2, So.R (4.4, 4.4a)

1999-2000 (18-11, 12-6/4th)*

F Maylana Martin, 6-3, Sr. (17.4, 8.7)
 F Marie Philman, 6-0, Sr. (7.8, 4.9)
 C Janae Hubbard, 6-4, Sr. (10.6, 7.4)
 G Erica Gomez, 5-9, Sr.R (6.8, 5.4a)
 G Nicole Kaczmarek, 5-11, Fr. (11.7, 3.7)

1998-99 (26-8, 15-3/T1st)*

F Maylana Martin, 6-3, Jr. (18.2, 9.4)
 F Marie Philman, 6-0, Jr. (11.1, 5.0)
 C Janae Hubbard, 6-4, Jr. (12.5, 7.9)
 G Erica Gomez, 5-9, Jr.R (7.1, 6.7a)
 G LaCresha Flannigan, 5-7, So. (14.1, 3.0)

1997-98 (20-9, 14-4/T2nd)*

F Maylana Martin, 6-3, So. (18.8, 7.4)
 F Marie Philman, 6-0, So. (10.1, 3.8)
 C Janae Hubbard, 6-4, So. (11.0, 6.1)
 G Erica Gomez, 5-9, So.R (7.5, 5.9a)
 G Tawana Grimes, 5-9, Sr. (6.8, 3.4)

1996-97 (13-14, 7-11/6th)

F Maylana Martin, 6-3, Fr. (17.9, 6.5)
 F Aisha Veasley, 5-9, Jr. (6.3, 5.4)
 C Carly Funicello, 6-4, Fr. (6.8, 4.0)
 G Tawana Grimes, 5-9, Jr. (8.6, 3.7a)
 G Melanie Pearson, 6-1, Fr. (10.8, 3.1)

1995-96 (13-14, 8-10/T6th)

F Tawana Grimes, 5-9, So. (7.5, 4.1)
 F Zrinka Kristich, 6-5, Sr. (11.1, 6.9)
 C Kisa Hughes, 6-4, Sr.R (13.1, 8.0)
 G Nickey Hilbert, 5-7, Jr.R (16.9, 4.3)
 G Erica Gomez, 5-9, Fr. (11.8, 6.5a)

1994-95 (10-17, 5-13/T8th)

F Kellie Bennett, 6-2, Sr. (9.4, 5.2)
 F Tawana Grimes, 5-9, Fr. (5.6, 4.0)
 C Kisa Hughes, 6-4, Jr.R (16.4, 10.4)
 G Nickey Hilbert, 5-7, So.R (11.8, 4.0)
 G Ricarda Kuypers, 5-8, Jr. (7.6, 3.3a)

1993-94 (15-12, 10-8/5th)

F Nicole Young, 5-11, Sr.R (5.2, 2.8)
 F Natalie Williams, 6-1, Sr.R (23.4, 13.1)
 C Zrinka Kristich, 6-5, So. (5.8, 5.7)
 G Amy Jalewalia, 6-1, Sr. (14.3, 4.3)
 G Detra Lockhart, 5-6, Sr. (11.3, 3.2)

1992-93 (13-14, 8-10/7th)

F Amy Jalewalia, 6-1, Jr. (12.2, 4.6)
 F Natalie Williams, 6-1, Jr.R (21.1, 13.5)
 C Zrinka Kristich, 6-5, Fr. (3.1, 3.9)
 G Michelle Palmisano, 5-9, Fr. (11.6, 3.6)
 G Nicole Anderson, 5-5, Sr. (13.3, 5.0a)

1991-92 (21-10, 12-6/T3rd)*

F Natalie Williams, 6-1, So.R (21.5, 13.8)
 F Rehema Stephens, 5-11, Sr.R (19.8, 7.7)
 C Lynn Kamrath, 6-4, Sr. (7.4, 6.4)
 G DeDe Mosman, 5-8, Sr. (11.4, 4.0)
 G Nicole Anderson, 5-5, Jr. (8.8, 4.7a)

1990-91 (15-13, 10-8/T4th)

F Nicole Young, 5-11, So. (5.9, 4.4)
 F Amy Jalewalia, 6-1, Fr. (7.6, 5.7)
 C Natalie Williams, 6-1, Fr.R (14.2, 10.3)
 G Rehema Stephens, 5-11, Jr.R (25.3, 8.0)
 G Nicole Anderson, 5-5, So. (9.1, 3.5a)

1989-90 (17-12, 12-6/3rd)*

F Sandra VanEmbricqs, 6-3, Sr. (14.1, 9.6)
 F Michele Wootton, 6-0, Sr. (10.5, 5.8)
 C Lynn Kamrath, 6-4, So. (2.6, 2.6)
 G Rehema Stephens, 5-11, So.R (20.1, 6.4)
 G Nicole Anderson, 5-5, Fr. (7.7, 3.7a)

STARTING LINEUPS, 1974-75 TO PRESENT

1988-89 (12-16, 8-10/14th)

F Sandra VanEmbricqs, 6-3, Jr. (13.5, 7.8)
 F Althea Ford, 6-0, Sr. (6.4, 5.3)
 C Molly Tideback, 6-3, Fr. (12.8, 4.5)
 G Rachelle Roulier, 5-10, So. (8.5, 3.1)
 G Michelle Miles, 5-7, Fr.R (4.1, 3.3a)

1987-88 (19-11, 12-6/4th)

F Sandra VanEmbricqs, 6-3, So. (10.0, 7.3)
 F Michele Wootton, 6-0, So. (7.0, 4.4)
 C Sheri Bouldin, 6-3, So. (6.1, 5.6)
 G Dora Dome, 5-10, Sr. (19.7, 8.1)
 G Teiko Nishi, 5-8, Jr.R (2.6, 4.3a)

1986-87 (18-10, 11-7/4th)

F Dora Dome, 5-10, Jr. (16.7, 6.3)
 F Sandra VanEmbricqs, 6-3, Fr. (6.7, 6.0)
 C Sue Mead, 6-5, Jr. (3.5, 5.2)
 G Jaime Brown, 5-9, Jr. (13.3, 4.1)
 G Kristi Moore, 5-6, Sr. (5.9, 4.4a)

1985-86 (12-16, 3-5/4th)

F Shari Biggs, 6-1, Jr. (10.0, 5.0)
 F Dora Dome, 5-10, So. (11.6, 5.6)
 C Sue Mead, 6-5, So. (4.3, 7.6)
 G Anne Dean, 5-10, Sr. (14.3, 3.9)
 G Kristi Moore, 5-6, Jr. (6.1, 4.4a)

1984-85 (20-10, 10-4/2nd)*

F Jackie Joyner, 5-10, Sr.R (12.7, 9.1)
 F Shari Biggs, 6-1, So. (8.1, 5.2)
 C Annette Keur, 6-4, So. (13.5, 7.6)
 G Anne Dean, 5-10, Jr. (14.3, 3.5)
 G Angel Hardy, 5-7, Sr. (6.4, 6.0a)

1983-84 (17-12, 6-8/5th)

F Char Jones, 6-1, Jr.(12.7, 6.9)
 F Marja VanHelvoort, 6-3, Sr. (13.5, 6.7)
 C Annette Keur, 6-4, Fr. (15.6, 7.6)
 G Anne Dean, 5-10, So. (10.9, 3.3a)
 G Angel Hardy, 5-7, Jr. (7.8, 3.6a)

1982-83 (18-11, 9-5/3rd)*

F Char Jones, 6-1, So. (14.2, 7.9)
 F Jackie Joyner, 5-10, Jr. (8.8, 5.6)
 C Necie Thompson, 6-1, Jr. (16.0, 11.3)
 G Angel Hardy, 5-7, So. (7.6, 2.7a)
 G Michelle McCoy, 5-6, Fr. (7.9, 3.7a)

1981-82 (16-14, 7-5/4th)

F Char Jones, 6-1, Fr. (11.1, 7.8)
 F Jackie Joyner, 5-10, So. (8.0, 5.8)
 C Necie Thompson, 6-1, So. (20.0, 10.6)
 G Susie Swenson, 5-9, Sr. (14.3, 4.6)
 G Mary Hegarty, 5-8, So. (5.3, 4.4a)

1980-81 (29-7, 9-3/2nd)†

F Denise Curry, 6-1, Sr. (25.8, 10.0)
 F Jackie Joyner, 5-10, Fr. (9.2, 4.6)
 C Necie Thompson, 6-1, Fr. (14.3, 8.7)
 G Debbie Willie, 5-9, Sr. (6.3, 2.0)
 G Mary Hegarty, 5-8, Fr. (7.3, 6.7a)

1979-80 (18-12, 9-3/2nd)†

F Denise Curry, 6-1, Jr. (28.5, 11.2)
 F Debbie Willie, 5-9, Jr. (13.0, 4.2)
 C Jeanne Beauprey, 6-0, Fr. (8.9, 7.4)
 G Dietra Hanible, 5-5, Fr. (5.5, 1.8)
 G Dianne Frierson, 5-6, Sr. (8.4, 4.2a)

1978-79 (24-10, 7-1/1st)†

F Denise Curry, 6-1, So. (23.6, 10.0)
 F Debbie Willie, 5-9, So. (13.4, 5.6)
 C Denise Corlett, 5-11, Jr. (8.4, 7.4)
 G Anita Ortega, 5-8, Sr. (16.1, 3.8a)
 G Dianne Frierson, 5-6, Jr. (8.4, 3.3a)

1977-78 (27-3, 8-0/1st)†

F Denise Curry, 6-1, Fr. (20.3, 9.1)
 F Anita Ortega, 5-8, Jr. (18.4, 4.4)
 C Heidi Nestor, 6-1, Sr. (10.3, 7.9)
 G Dianne Frierson, 5-6, So. (10.5, 4.4a)
 G Ann Meyers, 5-9, Sr. (18.6, 6.3a)

1976-77 (20-3, 7-1/1st)†

F Anita Ortega, 5-8, So. (14.8, 5.8)
 F Karen Nash, 5-7, Sr. (8.1, 2.0)
 C Heidi Nestor, 6-1, Jr. (5.6, 5.6)
 G Dianne Frierson, 5-6, Fr. (12.2, 2.3)
 G Ann Meyers, 5-9, Jr. (18.3, 7.3)

1975-76 (19-4, 12-1/1st)†

F Anita Ortega, 5-8, Fr. (14.3, 5.6)
 F Karen Nash, 5-7, Jr. (15.3, 5.6)
 C Leslie Trapnell, 5-9, Sr. (8.2, 7.7)
 G Judy LeWinter, 5-6, Sr. (14.0, 3.6)
 G Ann Meyers, 5-9, So. (14.0, 5.6a)

1974-75 (18-4, 9-1/1st)

F Venita Griffey, 5-10, So. (12.2, 8.9)
 F Karen Nash, 5-7, So. (8.6, 4.4)
 C Leslie Trapnell, 5-9, Jr. (8.3, 6.0)
 G Judy LeWinter, 5-6, Jr. (9.5, 3.0)
 G Ann Meyers, 5-9, Fr. (18.3, 5.4a)

*Notes — * indicates NCAA Tournament team; ** 2020 NCAA Tournament was not contested due to the coronavirus pandemic; † indicates AIAW Tournament team; ^ indicates WNIT champions; record includes (overall, conference/ conference finish)*

KODAK1ST-TEAMALL-AMERICANS

1999 — Maylana Martin
 1994 — Natalie Williams
 1981 — Denise Curry
 1980 — Denise Curry
 1979 — Denise Curry
 1978 — Ann Meyers
 1977 — Ann Meyers
 1976 — Ann Meyers
 1975 — Ann Meyers

USBWA ALL-AMERICANS

2021 — Michaela Onyenwere, 3rd Team
 2020 — Michaela Onyenwere, Honorable Mention
 2018 — Jordin Canada, 2nd Team
 1994 — Natalie Williams, 1st Team
 1993 — Natalie Williams, 1st Team

NAISMITH ALL-AMERICANS

1994 — Natalie Williams, 1st Team
 1993 — Natalie Williams, 1st Team

AP ALL-AMERICANS

2021 — Michaela Onyenwere, 3rd Team
 2020 — Michaela Onyenwere, 3rd Team
 2018 — Jordin Canada, 3rd Team
 2017 — Jordin Canada, Honorable Mention
 2016 — Jordin Canada, Honorable Mention
 2013 — Markel Walker, Honorable Mention
 2011 — Jasmine Dixon, Honorable Mention
 2008 — Lindsey Pluimer, Honorable Mention
 2007 — Noelle Quinn, Honorable Mention
 2006 — Nikki Blue, Honorable Mention
 Noelle Quinn, Honorable Mention
 Lisa Willis, Honorable Mention
 2005 — Nikki Blue, Honorable Mention
 2000 — Maylana Martin, Honorable Mention
 1999 — Maylana Martin, 3rd Team
 Erica Gomez, Honorable Mention
 1998 — Maylana Martin, Honorable Mention

KODAK ALL-REGION

2007 — Noelle Quinn, 1st Team
 2006 — Nikki Blue, 1st Team
 Noelle Quinn, 1st Team
 Lisa Willis, 1st Team
 2005 — Nikki Blue, 1st Team
 2003 — Michelle Greco, 1st Team
 2000 — Maylana Martin, 1st Team
 1999 — Maylana Martin, 1st Team
 1998 — Maylana Martin, 1st Team
 1994 — Natalie Williams, 1st Team
 1993 — Natalie Williams, 1st Team
 1988 — Dora Dome, 1st Team

BASKETBALLTIMESALL-AMERICANS

1994 — Natalie Williams, 1st Team
 1993 — Natalie Williams, 1st Team

BASKETBALLAMERICAALL-AMERICANS

1994 — Natalie Williams, 1st Team

FAST BREAK ALL-AMERICANS

1988 — Dora Dome, 2nd Team

FRESHMAN ALL-AMERICA (BKB. TIMES)

1996 — Erica Gomez, 1st Team

YOUNG ALL-AMERICAN (GBALLMAG.COM)

2004 — Noelle Quinn

ACADEMIC ALL-AMERICANS (COSIDA)

1986 — Anne Dean, 2nd Team
 1982 — Mary Hegarty, 4th Team
 1981 — Denise Curry, 1st Team
 1980 — Dianne Frierson, 3rd Team

ACADEMIC ALL-DISTRICT (COSIDA)

2008 — Lindsey Pluimer, 1st Team
 2007 — Lindsey Pluimer, 2nd Team
 Noelle Quinn, 3rd Team
 2006 — Noelle Quinn, 1st Team
 Lindsey Pluimer, 3rd Team
 1986 — Anne Dean, 1st Team
 1982 — Mary Hegarty, 1st Team
 1981 — Denise Curry, 1st Team
 1980 — Dianne Frierson, 1st Team

BRODERICK CUP/AWARD

1978 — Ann Meyers

VICTOR AWARD

1994 — Natalie Williams

NATIONAL COACH OF THE YEAR

1978 — Billie Moore

NAISMITH HALL OF FAME

1999 — Billie Moore
 1997 — Denise Curry
 1993 — Ann Meyers

WOMEN'S BASKETBALL HALL OF FAME

2016 — Natalie Williams
 1999 — Denise Curry
 Ann Meyers
 Billie Moore, coach

FIBA HALL OF FAME

2007 — Ann Meyers

UCLA HALL OF FAME

2018 — Nikki Blue
 2013 — Maylana Martin
 2004 — Natalie Williams
 2002 — Anita Ortega
 2000 — Billie Moore
 1999 — Denise Corlett
 1993 — Denise Curry
 1988 — Ann Meyers

NCAA SILVER ANNIVERSARY AWARD

2002 — Ann Meyers

KODAK SILVER ANNIVERSARY TEAM

Ann Meyers

UCLA'S KODAK ALL-AMERICANS



Ann Meyers



Denise Curry



Natalie Williams



Maylana Martin

PARADE MAGAZINE ALL-AMERICA HS GIRLS BASKETBALL TEAM SELECTIONS

2013-14	Jordin Canada	1988-89	Takiyah Jackson, 4th team
2011-12	Nirra Fields	1987-88	Natalie Williams, 1st team
2008-09	Markel Walker, 1st team		Molly Tideback, 1st team
2007-08	Jasmine Dixon, 1st team		Natalie Williams, 2nd team
	Alyssia Brewer, 2nd team		Lynn Kamrath, 4th team
2003-04	Lindsey Pluimer, 4th team	1986-87	Molly Tideback, 1st team
2002-03	Noelle Quinn, 2nd team		Rehema Stephens, 3rd team
2001-02	Nikki Blue, 1st team		Rachelle Roulier, 4th team
	Noelle Quinn, 3rd team	1984-85	Althea Ford, 3rd team
1998-99	Nicole Kaczmariski, 1st team	1981-82	Michelle McCoy, 2nd team
1997-98	Michelle Greco, 3rd team	1979-80	Necie Thompson, 3rd team
	Nicole Kaczmariski, 3rd team	1977-78	Kendee Eulert, 4th team
1995-96	Maylana Martin, 1st team		Kendee Eulert, 3rd team
1994-95	Takiyah Jackson, 1st team	1976-77	Melanie Horn, 4th team
	Erica Gomez, 4th team		Denise Curry, 1st team
1993-94	Erica Gomez, 3rd team		

ESPN HS CAL-HI SPORTS MS. BASKETBALL STATE PLAYER OF THE YEAR

2014	Jordin Canada	1976	Denise Curry
2012	Nirra Fields	1975	Anita Ortega
2008	Jasmine Dixon	1974	Ann Meyers
1998	Michelle Greco	1973	Ann Meyers
1996	Maylana Martin	1972	Ann Meyers
1977	Denise Curry		

GATORADE FEMALE HIGH SCHOOL ATHLETE OF THE YEAR

2022 Kiki Rice

UCLA HONOR ROLL - CONFERENCE AWARDS

CONFERENCE PLAYER OF THE YEAR

1999 — Maylana Martin
1994 — Natalie Williams
1981 — Denise Curry
1980 — Denise Curry
1979 — Denise Curry

CONFERENCE FRESHMAN OF THE YEAR

2015 — Jordin Canada (Coaches & Media)
2004 — Noelle Quinn
1997 — Maylana Martin
1996 — Erica Gomez
1989 — Molly Tideback

CONFERENCE COACH OF THE YEAR

2019 — Cori Close (Pac-12; voted by Media)
2010 — Nikki Caldwell (Pac-10)
1985 — Billie Moore (WCAA)

PAC-12 DEFENSIVE PLAYER OF THE YEAR

2018 — Jordin Canada (Coaches and Co- by the Media)
2017 — Jordin Canada (Media)

PAC-10 FEMALE ATHLETE OF THE DECADE

1987-96 — Natalie Williams

PAC-12 WBB ALL-CENTURY TEAM (2016)

1990-94 — Natalie Williams
1979-82 — Denise Curry
1974-78 — Ann Meyers

PAC-10/12 SCHOLAR-ATHLETE OF THE YEAR

2007-08 — Lindsey Pluimer

PAC-12 TOM HANSEN CONFERENCE MEDAL

2016-17 — Kari Korver

ALL-CONFERENCE SELECTIONS

2021 — **Charisma Osborne** (Coaches)
Charisma Osborne (Media)
Ilmar'i Thomas (Coaches)
2021 — Michaela Onyenwere (Coaches)
Charisma Osborne (Coaches)
Natalie Chou (Coaches - Hon. Mention)
2020 — Michaela Onyenwere (Coaches)
Japreece Dean (Coaches)
2019 — Michael Onyenwere (Coaches)
Kennedy Burke (Coaches - Hon. Mention)
Michaela Onyenwere (Media)
2018 — Monique Billings (Coaches - 1st Team)
Jordin Canada (Coaches - 1st Team)
Monique Billings (Media - 1st Team)
Jordin Canada (Media - 1st Team)
Kennedy Burke (Coaches - Hon. Mention)
2017 — Monique Billings (Coaches - 1st Team)
Jordin Canada (Coaches - 1st Team)
Kennedy Burke (Coaches - Hon. Mention)
2016 — Nirra Fields (Coaches - 1st Team)
Jordin Canada (Coaches - 1st Team)
Monique Billings (Coaches - Hon. Mention)
Jordin Canada (Media - 1st Team)
Nirra Fields (Media - 1st Team)
2015 — Nirra Fields (Coaches - 1st Team)

Nirra Fields (Media - 1st Team)
2014 — Atonye Nyingifa (Coaches)
Nirra Fields (Coaches)
2013 — Atonye Nyingifa (Coaches)
Markel Walker (Coaches)
Alyssiz Brewer (Coaches)
2012 — Rebekah Gardner (1st Team)
Markel Walker (1st Team)
Thea Lemberger (Hon. Mention)
2011 — Doreena Campbell (1st Team)
Jasmine Dixon (1st Team)
Darxia Morris (1st Team)
2010 — Doreena Campbell (1st Team)
Jasmine Dixon (1st Team)
Markel Walker (Hon. Mention)
2009 — Doreena Campbell (2nd Team)
Erica Tukiainen (Hon. Mention)
2008 — Lindsey Pluimer (1st Team)
Doreena Campbell (Hon. Mention)
2007 — Noelle Quinn (1st Team)
Lindsey Pluimer (Hon. Mention)
2006 — Nikki Blue (1st Team)
Lisa Willis (1st Team)
Noelle Quinn (1st Team)
2005 — Nikki Blue (1st Team)
Lisa Willis (1st Team)
Noelle Quinn (Hon. Mention)
2004 — Nikki Blue (1st Team)
Noelle Quinn (1st Team)
Lisa Willis (Hon. Mention)
2003 — Michelle Greco (1st Team)
Nikki Blue (1st Team)
2002 — Natalie Nakase (Hon. Mention)
2001 — Michelle Greco (1st Team)
2000 — Maylana Martin (1st Team)
Janae Hubbard (Hon. Mention)
Michelle Greco (Hon. Mention)
1999 — Maylana Martin (1st Team)
Erica Gomez (1st Team)
LaCresha Flannigan (1st Team)
Janae Hubbard (Hon. Mention)
1998 — Maylana Martin (1st Team)
Erica Gomez (1st Team)
Tawana Grimes (Hon. Mention)
1997 — Maylana Martin (1st Team)
Tawana Grimes (Hon. Mention)
1996 — Nickey Hilbert (1st Team)
Erica Gomez (Hon. Mention)
1995 — Kisa Hughes (1st Team)
1994 — Natalie Williams (1st Team)
1993 — Natalie Williams (1st Team)
Nicole Anderson (1st Team)
1992 — Natalie Williams (1st Team)
Rehema Stephens (1st Team)
1991 — Rehema Stephens (1st Team)
1990 — Rehema Stephens (1st Team)
Sandra VanEmbricqs (1st Team)
1989 — Sandra VanEmbricqs (1st Team)
1988 — Dora Dome (1st Team)
1987 — Dora Dome (1st Team)
Jaime Brown (Hon. Mention)
1986 — Anne Dean (1st Team)
Jaime Brown (2nd Team)
Shari Biggs (2nd Team)
1985 — Jackie Joyner (1st Team)

Anne Dean (2nd Team)
Annette Keur (2nd Team)
1984 — Annette Keur (2nd Team)
Marja VanHelvoort (2nd Team)
Anne Dean (Hon. Mention)
1983 — Necie Thompson (2nd Team)
Char Jones (Hon. Mention)
1982 — Necie Thompson (1st Team)
Susie Swenson (Hon. Mention)
1981 — Denise Curry (1st Team)
Necie Thompson (2nd Team)
1980 — Denise Curry (1st Team)
Debbie Willie (2nd Team)
1979 — Denise Curry (1st Team)
Anita Ortega (1st Team)
Debbie Willie (2nd Team)
Dianne Frierson (Hon. Mention)
1978 — Ann Meyers (1st Team)
Denise Curry (1st Team)
Anita Ortega (1st Team)
Heidi Nestor (2nd Team)
1977 — Ann Meyers (1st Team)
Anita Ortega (1st Team)

ALL-CONFERENCE FRESHMAN TEAM

2021 — **Emily Bessoir** (Coaches)
2020 — **Charisma Osborne** (Coaches)
2019 — Lindsey Corsaro (Coaches)
Lindsey Corsaro (Media)
2018 — Michaela Onyenwere (Coaches - 1st Team)
2016 — Kennedy Burke (Coaches - 1st Team)
2015 — Jordin Canada (Coaches - 1st Team)
Monique Billings (Coaches - Hon. Mention)
Jordin Canada (Media - 1st Team)
2013 — Nirra Fields (Hon. Mention)
Kari Korver (Hon. Mention)
2010 — Markel Walker (1st Team)
2009 — Atonye Nyingifa (1st Team)
2008 — Doreena Campbell (1st Team)
Nina Earl (Hon. Mention)
Darxia Morris (Hon. Mention)
Regina Rogers (Hon. Mention)
2005 — Lindsey Pluimer (1st Team)
2004 — Noelle Quinn (1st Team)
2003 — Nikki Blue (1st Team)
2000 — Nicole Kaczmariski (1st Team)
1999 — Michelle Greco (1st Team)
1998 — LaCresha Flannigan (Hon. Mention)
1997 — Maylana Martin (1st Team)
Carly Funicello (Hon. Mention)
Janae Hubbard (Hon. Mention)
1996 — Erica Gomez (1st Team)
1995 — Tawana Grimes (1st Team)
1993 — Michelle Palmisano (1st Team)
1991 — Natalie Williams (1st Team)
1990 — Nicole Anderson (1st Team)
1989 — Molly Tideback (1st Team)

ALL-CONFERENCE DEFENSIVE TEAM

2022 — **Izzy Anstey** (Coaches - Hon. Mention)
2021 — **Charisma Osborne** (Coaches)
2020 — **Charisma Osborne** (Coaches - Hon. Mention)
2019 — Kennedy Burke (Coaches)
2018 — Jordin Canada (Coaches - 1st Team)
Monique Billings (Coaches - 1st Team)

UCLA HONOR ROLL - CONFERENCE AWARDS

2017 — Jordin Canada (Media - 1st Team)
 Monique Billings (Media - 1st Team)
 Kennedy Burke (Coaches - Hon. Mention)
 Jordin Canada (Coaches - 1st Team)
 Monique Billings (Coaches - 1st Team)
 Jordin Canada (Media - 1st Team)
 Monique Billings (Media - 1st Team)
 2016 — Jordin Canada (Coaches - 1st Team)
 Nirra Fields (Coaches - Hon. Mention)
 Jordin Canada (Media - 1st Team)
 2014 — Corinne Costa (Hon. Mention)
 2013 — Markel Walker (1st Team)
 2011 — Darxia Morris (Hon. Mention)
 Jasmine Dixon (Hon. Mention)
 2010 — Jasmine Dixon (Hon. Mention)
 Markel Walker (Hon. Mention)
 2008 — Tierra Henderson (1st Team)
 Nina Earl (Hon. Mention)
 Darxia Morris (Hon. Mention)

PAC-10/12 ALL-ACADEMIC

2022 — **Emily Bessoir**
Camryn Brown
 Natalie Chou
Gina Conti
 Chantel Horvat
 Eliana Sigal
 2021 — **Camryn Brown**
 Natalie Chou
 Lindsey Corsaro
 Chantel Horvat
Brynn Masikewich
 Lauryn Miller
Charisma Osborne
 Eliana Sigal
 2020 — Lindsey Corsaro
 Chantel Horvat
 Lauryn Miller
 2019 — Lindsey Corsaro (Hon. Mention)
 Chantel Horvat (Hon. Mention)
 Lauryn Miller (Hon. Mention)
 Michaela Onyenwere (Hon. Mention)
 2018 — Monique Billings (Hon. Mention)
 2017 — Kari Korver (1st Team)
 Monique Billings (Hon. Mention)
 Ashley Hearn (Hon. Mention)
 Paulina Hersler (Hon. Mention)
 Nicole Kornet (Hon. Mention)
 Dominique Williams (Hon. Mention)
 2016 — Kari Korver (2nd Team)
 Monique Billings (Hon. Mention)
 Paulina Hersler (Hon. Mention)
 2015 — Kari Korver (2nd Team)
 2013 — Mariah Williams (1st Team)
 2012 — Rebekah Gardner (Hon. Mention)
 Thea Lemberger (Hon. Mention)
 Mariah Williams (Hon. Mention)
 2011 — Mariah Williams (2nd Team)
 Rebekah Gardner (Hon. Mention)
 Markel Walker (Hon. Mention)
 2010 — Allison Taka (1st Team)
 Erica Tukiainen (2nd Team)
 Rebekah Gardner (Hon. Mention)
 2009 — Allison Taka (1st Team)
 Erica Tukiainen (2nd Team)
 2009 — Allison Taka (1st Team)

2008 — Erica Tukiainen (2nd Team)
 Lindsey Pluimer (1st Team)
 Erica Tukiainen (Hon. Mention)
 2007 — Lindsey Pluimer(1st Team)
 Noelle Quinn (Hon. Mention)
 Shaina Zaidi (Hon. Mention)
 2006 — Lindsey Pluimer (1st Team)
 Lauren Pedersen (Hon. Mention)
 Noelle Quinn (Hon. Mention)
 2005 — Noelle Quinn (Hon. Mention)
 2000 — Maylana Martin (2nd Team)
 1996 — Allison Arredondo (2nd Team)
 Ricarda Kuypers (2nd Team)
 1995 — Ricarda Kuypers (1st Team)
 1989 — Michelle Miles (2nd Team)

PAC-10/12 ALL-TOURNAMENT TEAM

2021 — Michaela Onyenwere
 2020 — Michaela Onyenwere
 2019 — Kennedy Burke
 Japreece Dean
 2018 — Jordin Canada
 Monique Billings
 2017 — Jordin Canada
 2016 — Jordin Canada
 2013 — Alyssia Brewer
 Markel Walker
 2011 — Doreena Campbell
 Darxia Morris
 2010 — Jasmine Dixon
 Markel Walker
 2009 — Atonye Nyingifa
 2007 — Noelle Quinn
 2006 — Lisa Willis (MVP)
 Noelle Quinn
 Nikki Blue
 2005 — Nikki Blue
 2004 — Nikki Blue
 2003 — Nikki Blue

PAC-10/12 PLAYER OF THE WEEK

2021-22 — Natalie Chou (Dec. 5)
Charisma Osborne (Jan. 24)
Charisma Osborne (Feb. 28)
 2020-21 — **Charisma Osborne** (Nov. 30)
 Michaela Onyenwere (Jan. 4)
 Natalie Chou (Jan. 11)
Charisma Osborne (Jan. 25)
Charisma Osborne (Mar. 1)
 2019-20 — Michaela Onyenwere (Feb. 10)
 2017-18 — Jordin Canada (Nov. 20)
 Monique Billings (Jan. 22)
 Jordin Canada (Jan. 29)
 2016-17 — Jordin Canada (Nov. 21)
 Monique Billings (Jan. 2)
 Monique Billings (Feb. 20)
 2015-16 — Jordin Canada (Nov. 23)
 Nirra Fields (Jan. 4)
 2013-14 — Atonye Nyingifa (Nov. 25)
 Nirra Fields (Dec. 30)
 2012-13 — Markel Walker (Nov. 26)
 Alyssia Brewer (Dec. 10);
 Nirra Fields (Dec. 31)
 Atonye Nyingifa (Jan. 14)
 2011-12 — Markel Walker (Feb. 6)

2010-11 — Darxia Morris (Nov. 22)
 Darxia Morris (Feb. 28)
 2009-10 — Jasmine Dixon (Mar. 1)
 Markel Walker (Feb. 1)
 2008-09 — Doreena Campbell (Jan. 12)
 2007-08 — Lindsey Pluimer (Feb. 4)
 2005-06 — Lisa Willis (Feb. 27)
 Noelle Quinn (Feb. 13);
 Noelle Quinn (Jan. 30)
 Noelle Quinn (Dec. 5)
 Lisa Willis (Nov. 28)
 2004-05 — Nikki Blue (Jan. 31)
 Noelle Quinn (Dec. 30)
 Noelle Quinn (Nov. 22)
 Noelle Quinn (Nov. 29)
 2003-04 — Noelle Quinn (Feb. 8)
 Noelle Quinn (Feb. 15)
 2002-03 — Michelle Greco (Jan. 13)
 1999-00 — Maylana Martin (Dec. 13)
 Maylana Martin (Jan. 24)
 Nicole Kaczmarek (Mar. 6)
 1998-99 — Maylana Martin (Nov. 30)
 LaCresha Flannigan (Jan. 11)
 Marie Philman (Feb. 1)
 Maylana Martin (Feb. 22)
 1997-98 — Melanie Pearson (Dec. 22)
 1995-96 — Nickey Hilbert (Jan. 22)
 1993-94 — Amy Jalewalia (Dec. 6)
 Natalie Williams (Jan. 31)
 Natalie Williams (Feb. 7)
 Natalie Williams (Feb. 14)
 1992-93 — Natalie Williams (Jan. 11)
 Natalie Williams (Feb. 22)
 1991-92 — Rehema Stephens (Feb. 3)
 Natalie Williams (Feb. 10)
 Natalie Williams (Mar. 16)
 1990-91 — Rehema Stephens (Dec. 10)
 Natalie Williams (Jan. 28)
 1989-90 — Rehema Stephens (Dec. 11)
 Sandra VanEmbricqs (Feb. 5)
 Sandra VanEmbricqs (Jan. 23)
 1988-89 — Dora Dome (Feb. 9)
 1987-88 — Dora Dome (Feb. 9)
 1986-87 — Dora Dome (Jan. 12)

PAC-10/12 FRESHMAN OF THE WEEK

2019-20 — **Charisma Osborne** (Feb. 24)
 2016-17 — Michaela Onyenwere (Feb. 12)
 Michaela Onyenwere (Jan. 15)
 2014-15 — Jordin Canada (Dec. 29)
 Jordin Canada (Jan. 12)
 Jordin Canada (Jan. 19)
 Jordin Canada (Mar. 2)
 2012-13 — Nirra Fields (Dec. 31)

NOTE --- (UCLA's Conference Affiliations Over the Years: 1977-85: WCAC-Western Collegiate Athletic Conf.; 1986: Pac-West; 1987-2011: Pacific-10; 2012-Pac-12).

U.S. A. OLYMPIC TEAM

- 2000 — Natalie Williams (gold medal)
- 1984 — Denise Curry (gold medal)
- 1980 — Denise Curry (boycott)
- 1976 — Ann Meyers, Coach Billie Moore (silver medal)

INTERNATIONAL OLYMPIC TEAMS

- 2020 — Angela Dugalic
- 2020 — Nirra Fields, Canada
- 2020 — Atonye Nyongifa, Nigeria
- 2016 — Nirra Fields, Canada

U.S.A. WORLD CHAMPIONSHIP TEAM

- 2002 — Natalie Williams (gold medal)
- 1998 — Natalie Williams (gold medal)
- 1983 — Denise Curry (silver medal)
- 1979 — Denise Curry (gold medal)
- Ann Meyers (gold medal)
- 1975 — Ann Meyers

U.S.A. U23 WOMEN'S NATIONAL TEAM

- 2017 — Jordin Canada (won Four Nations Tournament)
- Monique Billings (won Four Nations Tournament)

U.S.A. YOUTH DEVELOPMENT FESTIVAL

- 2007 — Jasmine Dixon (bronze medal)
- 2005 — Moniquee Alexander (bronze medal)
- 2003 — Lindsey Pluimer (bronze medal)
- 2002 — Noelle Quinn

U.S.A. JUNIOR WORLD CHAMPIONSHIP TEAM

- 1997 — Maylana Martin (gold medal)

U.S.A. JR. WORLD CHAMP. QUALIFYING TEAM

- 1996 — Maylana Martin

AUSTRALIA - U19 WORLD CUP (BANGKOK)

- 2019 — **Izzy Antsey** (silver medal)
- Gemma Potter (silver medal)

GERMANY - U19 WORLD CUP (BANGKOK)

- 2019 — **Emily Bessoir**

GERMANY - FIBA WOMEN'S EUROPEAN CHALLENGERS

- 2021 — **Emily Bessoir** (U20)
- Lina Sontag** (U18)

U.S.A. FIBA AMERICAS U18 CHAMPIONSHIP

- 2022 — **Kiki Rice** (gold medal)
- Londynn Jones** (gold medal)
- 2014 — Recee' Caldwell (gold medal)

U.S.A. FIBA 3X3 U18 WORLD CUP

- 2021 — **Kiki Rice** (gold medal)

U.S.A. WOMEN'S U16 NATIONAL TEAM

- 2019 — **Kiki Rice** (gold medal)
- Londynn Jones** (gold medal)

U.S.A. WORLD UNIVERSITY GAMES TEAM

- 2015 — Jordin Canada (gold medal)
- 2005 — Lisa Willis (gold medal)
- 1981 — Denise Curry (silver medal)
- 1977 — Ann Meyers (silver medal)

U.S.A. JONES CUP TEAM

- 1998 — Erica Gomez (gold medal)
- 1996 — Natalie Williams (gold medal)
- 1991 — Rehema Stephens (bronze medal)
- Nicole Anderson (bronze medal)
- 1984 — Denise Curry (gold medal)
- 1979 — Denise Curry (gold medal)
- Ann Meyers (gold medal)

U.S.A. PAN AMERICAN GAMES TEAM

- 2019 — Michaela Onyenwere (silver medal)
- 1983 — Denise Curry (gold medal)
- 1979 — Denise Curry (silver medal)
- Ann Meyers (silver medal)
- 1975 — Ann Meyers (gold medal)

U.S.A. OLYMPIC FESTIVAL TEAMS

- 1991 — Kellie Bennett (bronze medal)
- 1990 — Nicole Young (silver medal)
- 1989 — Molly Tideback
- Rehema Stephens
- 1987 — Rehema Stephens (gold medal)
- Sheri Bouldin (bronze medal)
- 1986 — Dora Dome (bronze medal)
- 1985 — Dora Dome
- Shari Biggs

- 1983 — Shari Biggs (silver medal)
- Michelle McCoy (silver medal)
- Dorice McFadden (silver medal)
- 1982 — Angel Hardy
- Char Jones (silver medal)
- Dorice McFadden (silver medal)
- 1981 — Necie Thompson
- Mary Hegarty
- Michelle McCoy
- 1979 — Kendee Eulert (bronze medal)
- Vera James (bronze medal)
- 1978 — Melanie Horn (bronze medal)
- Kendee Eulert
- Vera James
- Beverly Groot



The Canadian Senior Women's National Team, led by UCLA's Nirra Fields, successfully defended its FIBA Women's AmeriCup title on Aug. 14, 2017. Fields was named MVP of the FIBA Women's AmeriCup after leading Canada in scoring at 14.5 points, 5.3 rebounds, 2.0 assists and 1.3 steals per game in the six contests.



Jordin Canada (left) and Monique Billings



USA U23 Team Trials Court Coach Cori Close

BRUINS IN THE PROS



Noelle Quinn (2007-18)



Nikki Blue (2006-2010)



Lisa Willis (2006-2008)



Natalie Williams (1999-05)



Jordin Canada (2018-present)



Michelle Greco (2004)



Maylana Martin (2000-02)



Rehema Stephens (1998)



Sandra Van Embricq (1998)



Darxia Morris (2014, 2017)




Monique Billings (2018-present)



Jordin Canada (2018-present)



Kennedy Burke (2019-present)



Michaela Onyenwere (2021-present)



Rebekah Gardner (2022-Present)

BRUINS IN THE WNBA

Monique Billings

Atlanta Dream (2018-present)

Nikki Blue

Washington Mystics (2006-09)
New York Liberty (2010)

Kennedy Burke

Indiana Fever (2019-21)
Seattle Storm (2021-present)

Jordin Canada

Seattle Storm (2018-present)

Japreece Dean

Chicago Sky (2020)

Nirra Fields

Phoenix Mercury (2016)

Rebekah Gardner

Chicago Sky (2022-present)

Michelle Greco

Seattle Storm (2004)

Maylana Martin

Charlotte Sting (2002)

Minnesota Lynx (2000-01)

Darxia Morris

Los Angeles Sparks (2014)
Atlanta Dream (2017)

Michaela Onyenwere

New York Liberty (2021-present)

Noelle Quinn

Minnesota Lynx (2007-08)
Los Angeles Sparks (2009-11)
Washington Mystics (2012)
Seattle Storm (2013-14, 16)
Phoenix Mercury (2015-16)
Seattle Storm (2016-18)
Seattle Storm -- Head Coach (2021-present)

Rehema Stephens

Sacramento Monarchs (1998)

Sandra VanEmbricq

Los Angeles Sparks (1998)

Natalie Williams

Indiana Fever (2003-05)
Utah Starzz (1999-2002)

BRUINS IN THE WNBA DRAFT

Michaela Onyenwere

New York Liberty (2021/1st Rd. /6th pick)

Japreece Dean

Chicago Sky (2020/3rd Rd. /30th pick)

Jordin Canada

Seattle Storm (2018/1st Rd. /5th pick)

Monique Billings

Atlanta Dream (2018/2nd Rd. /15th pick)

Kennedy Burke

Dallas Wings (2019/2nd Rd. /22nd pick)

Japreece Dean

Chicago Sky (2020/3rd Rd. /30th pick)

Nirra Fields

Phoenix Mercury (2016/3rd Rd. /32nd pick)

Lindsey Pluimer

Washington Mystics (2008/2nd Rd. /20th pick)

Noelle Quinn

Minnesota Lynx (2007/1st Rd. /4th pick)

Lisa Willis

Los Angeles Sparks (2006/1st Rd. /5th pick)

Nikki Blue

Washington Mystics (2006/2nd Rd. /19th pick)

Nicole Kaczmarek

New York Liberty (2003/3rd Rd. /39th pick)

Maylana Martin

Minnesota Lynx (2000/1st Rd. /10th pick)

Natalie Williams

Utah Starzz (1999/1st Rd. /3rd pick)

Rehema Stephens

Los Angeles Sparks (1998/3rd Rd. /25th pick)

WNBA CHAMPIONS

Jordin Canada

Seattle Storm (2018, 20)

BRUINS IN OTHER PRO LEAGUES

Japreece Dean

Dynamo Novosibirsk, Russia (2020-21)

Monique Billings

Heilongjiang, China (2018-19)
Woori Bank, South Korea (2018-19)

Nikki Blue

Turkey (2007)

Alyssia Brewer

Miskolc, Hungary (2015-16, 2019)

Kennedy Burke

Villeneuve, France (2022-Present)
Spar Girona, Spain (2021-22)
Dinamo Sassari, Italy (2020-21)
Kayseri, Turkey (2019)

Jordin Canada

Wisła Can-Pack Kraków Kraków, Poland (2018-19)

Natalie Chou

Rheinland Lions, Germany (2022-Present)

Corinne Costa

Yalova Vip Gencilik, Turkey (2017-18)
Mersin Kurtulus Spor, Turkey (2016-17)
Saarlouis, Germany (2015-16)

Denise Curry

G.S. Ferrara, Italy (1989-90)
Stade Francais Versailles, France (1985-90)
DJK Agon 08 Dusseldorf, Germany (1982-85)

Nirra Fields

Antalya 07, Turkey (2020-21)
CMB Cargo UNI Gyor, Hungary (2017-18)
Edremit Belediyesi Guespor, Turkey (2016-17)

Rebekah Gardner

Spar Girona, Spain (2021-Present), Supercopa MVP '22
Sfantu Gheorghe, Romania (2020-21)
Istanbul University, Turkey (2017-18)
Tosyalı Toyo Osmaniye, Turkey (2016-17)
Maccabi Ramat Hen, Israel (2014-16)
Elitzur Maclaren Holon, Israel (2013-14)
Hapoel Petah Tikva, Israel (2012-13)

Michelle Greco

Levoni Taranto, Italy (2006)
Acer Priolo, Italy (2005)
Apollon Ptolemaidas, Greece (2004)
Maccabi Raanana, Israel (2003)

Venita Griffey

St. Louis Streak, WBL (1979-80)
Minnesota Fillies, WBL (1979-80)

Paulina Hersler

London Lions, England (2022-Present)

Chantel Horvat

Gorzow Wielkopolski, Poland (2022-Present)

Janae Hubbard

Team Apollon, Greece (2001-2002)

Jackie Joyner-Kersee

Richmond Rage, ABL (1996)

Thea Lemberger

Royal Eagles, Holland (2016-17)
Orduspor, Turkey (2015-16)
Elitzur Maclaren Holon, Israel (2014-15)

Amanda Livingston

BC Pharnaserv Marburg, Germany (2008)

Luiana Livulo

Campus Promete Logrono, Spain (2017-18)
Sport Lisboa Benfica, Portugal (2016-17)
Osnabruck, Germany (2015-16)

Ann Meyers

Houston Angels, WBL (1978) - #1 draft pick
New Jersey Gems, WBL (1979-80) - League MVP

Natalie Nakase

San Jose Spiders, NWBL (2005)
San Diego Siege, NWBL (2006)

Heidi Nestor

Milwaukee Does, WBL (1979-80)
San Francisco Pioneers, WBL (1980-81)
New Orleans Pride, WBL (1980-81)

Atonye Nyingifa

Clarinos San Cristobal, Spain (2021-22)
Estudiantes, Spain (2020-21)
Hapoel Rishon Le-Zion, Israel (2017-18)
Atenienses De Manati, Puerto Rico (2016-17)
Elitzur Maclaren Holon, Israel (2015-17)
Hapoel Petah Tikva, Israel (2014-15)

Michaela Onyenwere

Spar Girona, Spain (2021-22)

Anita Ortega

San Francisco Pioneers, WBL (1979-80, 80-81)
Minnesota Fillies, WBL (1980-81)

Lindsey Pluimer

Sydney Uni Flames, Australia (2008)

Rehema Stephens

Sporting Athens, Greece (1998)
Richmond Rage, ABL (1997)

Ilmar'i Thomas

Torpan Pojat, Finland (2022-Present)

Sandra VanEmbricqs

CJM Bourges Basket, France (1998)
Soubry Kortrijk, Belgium (1996)
BCSS Namur, Belgium (1995)
Texim Tonego, Netherlands (1994)

Markel Walker

Elitzur Ramla, Israel (2017-18)
Elitzur Maclaren Holon, Israel (2016-17)



Atonye Nyingifa, Nigeria Capture Second-Straight FIBA AfroBasket Title

UCLA Bruin Atonye Nyingifa (2008-09, 2010-14) and the Nigeria Women's National Team won their second-consecutive FIBA AfroBasket title in 2019, taking down Senegal 60-55 in front of over 15,000 fans at Dakar Arena. During the five-game championship run, Nyingifa averaged 6.2 points per game, scoring in double figures twice. During the Group Phase, she scored 12 points on 4-for-5 shooting to go along with four rebounds against Tunisia. She gave Nigeria a big lift in the semifinals, scoring 10 points and nailing a trio of 3-pointers to help seal a 79-58 triumph over Mali. In the finals, Nigeria led Senegal at the break, 32-24, before they found themselves tied at 54 apiece. But in the final 2:24, Nigeria scored six of the game's last seven points to seal the 60-55 win.



From left: Ann Meyers, Nirra Fields and Noelle Quinn with the Phoenix Mercury at the start of the 2016 WNBA season.

1,000-POINT CLUB (37 PLAYERS)



Denise Curry — No. 12, Forward, Davis, CA (Davis HS)

Years	Record	G-GS	FG-A	Pct.	3FG-A	Pct.	FT-A	Pct.	REB	Avg.	A	S	BS	PTS	Avg.
1977-78	27-3	30	280-451	.621	---	---	50-65	.769	273	9.1	43	46	15	610	20.3
1978-79	24-10	34	355-586	.606	---	---	93-115	.809	340	10.0	94	54	25	803	23.6
1979-80	18-12	30	361-599	.603	---	---	133-149	.893	337	11.2	83	42	12	855	28.5
1980-81	29-7	36	390-647	.603	---	---	150-192	.781	360	10.0	133	58	22	930	25.8
TOTALS	98-32	130	1386-2283	.607	---	---	426-521	.818	1310	10.1	353	200	74	3198	24.6




Jordyn Canada — No. 3, Guard, Los Angeles, CA (Windward School)

Years	Record	G-GS	FG-A	Pct.	3FG-A	Pct.	FT-A	Pct.	REB	Avg.	A	S	BS	PTS	Avg.
2014-15	19-18	34-30	141-375	.376	3-23	.130	117-151	.775	116	3.4	148	69	3	402	11.8
2015-16	26-9	34-34	200-493	.406	16-61	.262	133-174	.764	134	3.9	193	79	2	549	16.1
2016-17	25-9	34-32	218-502	.434	29-82	.354	141-169	.834	176	5.2	242	85	2	606	17.8
2017-18	27-8	35-35	209-480	.435	51-132	.386	127-158	.804	131	3.7	248	114	1	596	17.0
TOTALS	97-44	137-131	768-1850	.415	99-298	.332	518-652	.794	557	4.1	831	347	8	2153	15.7



Maylana Martin — No. 13, Forward, Perris, CA (Perris HS)

Years	Record	G-GS	FG-A	Pct.	3FG-A	Pct.	FT-A	Pct.	REB	Avg.	A	S	BS	PTS	Avg.
1996-97	13-14	27-27	171-306	.559	0-2	.000	142-190	.747	175	6.5	34	64	12	484	17.9
1997-98	20-9	29-29	206-384	.536	0-1	.000	134-186	.720	216	7.4	31	43	23	546	18.8
1998-99	26-8	31-29	205-379	.541	1-3	.333	154-216	.713	292	9.4	62	74	23	565	18.2
1999-00	18-11	29-29	193-353	.547	0-1	.000	120-205	.585	252	8.7	49	56	38	506	17.4
TOTALS	77-42	116-114	775-1422	.545	1-7	.143	550-797	.690	935	8.1	176	237	96	2101	18.1



Michaela Onyenwere — No. 21, Forward, Aurora, CO (Grandview HS)

Years	Record	G-GS	FG-A	Pct.	3FG-A	Pct.	FT-A	Pct.	REB	Avg.	A	S	BS	PTS	Avg.
2017-18	27-8	35-1	101-214	.472	1-6	.167	37-45	.822	165	4.7	17	38	13	240	6.9
2018-19	22-13	35-35	254-536	.474	20-59	.339	114-137	.832	298	8.5	37	40	33	642	18.3
2019-20	26-5	30-30	221-474	.466	18-70	.257	107-135	.793	256	8.5	44	45	22	567	18.9
2020-21	17-6	23-23	160-380	.421	23-69	.333	96-120	.800	166	7.2	45	26	10	439	19.1
TOTALS	92-32	123-89	736-1604	.459	62-204	.304	354-437	.810	885	7.2	143	149	78	1888	15.3




Rehema Stephens — No. 20, Guard/Forward, Vallejo, CA (Oakland Technical HS)

Years	Record	G-GS	FG-A	Pct.	3FG-A	Pct.	FT-A	Pct.	REB	Avg.	A	S	BS	PTS	Avg.
1989-90	17-12	29-28	238-596	.399	11-55	.200	96-137	.701	187	6.4	42	45	6	583	20.1
1990-91	15-13	28-28	273-617	.442	47-120	.392	116-165	.703	225	8.0	64	56	11	709	25.3
1991-92	21-10	30-28	236-594	.397	9-47	.192	114-139	.820	231	7.7	55	44	18	595	19.8
TOTALS	53-35	87-84	747-1807	.413	67-222	.302	326-441	.739	643	7.4	161	145	35	1887	21.7



Nirra Fields — No. 21, Guard, Montreal, Quebec, Canada (Mater Dei HS/CA)

Years	Record	G-GS	FG-A	Pct.	3FG-A	Pct.	FT-A	Pct.	REB	Avg.	A	S	BS	PTS	Avg.
2012-13	26-8	33-2	104-279	.373	21-58	.362	30-49	.612	116	3.5	34	41	14	259	7.8
2013-14	13-18	31-30	197-506	.389	50-165	.303	102-147	.694	194	6.3	70	67	18	546	17.6
2014-15	19-18	36-33	212-547	.388	37-136	.272	80-128	.625	195	5.4	66	81	12	541	15.0
2015-16	26-9	34-33	201-484	.415	30-91	.330	89-142	.627	182	5.4	64	73	19	521	15.3
TOTALS	84-53	134-98	714-1816	.393	138-450	.307	301-466	.646	687	5.1	234	262	63	1867	13.9



Noelle Quinn — No. 45, Guard, Los Angeles, CA (Bishop Montgomery HS)

Years	Record	G-GS	FG-A	Pct.	3FG-A	Pct.	FT-A	Pct.	REB	Avg.	A	S	BS	PTS	Avg.
2003-04	17-13	27-26	167-395	.423	18-69	.261	78-109	.716	207	7.7	85	60	10	430	15.9
2004-05	16-12	16-16	111-266	.417	6-20	.300	42-56	.750	113	7.1	58	52	8	270	16.9
2005-06	21-11	32-32	228-481	.474	25-67	.373	99-133	.744	263	8.2	123	47	25	580	18.1
2006-07	14-18	32-32	207-507	.408	32-84	.381	103-128	.805	211	6.6	184	37	11	549	17.2
TOTALS	68-54	107-106	713-1649	.432	81-240	.338	322-426	.756	794	7.4	450	196	54	1829	17.1



Natalie Williams — No. 24, Center/Forward, Taylorsville, UT (Taylorsville HS)

Years	Record	G-GS	FG-A	Pct.	3FG-A	Pct.	FT-A	Pct.	REB	Avg.	A	S	BS	PTS	Avg.
1990-91	15-13	19-16	104-208	.500	---	---	61-91	.670	195	10.3	14	31	12	269	14.2
1991-92	21-10	23-23	197-352	.560	---	---	101-160	.631	318	13.8	29	65	29	495	21.5
1992-93	13-14	23-23	201-425	.473	---	---	86-115	.748	310	13.5	27	57	33	488	21.2
1993-94	15-12	24-24	243-426	.570	---	---	75-145	.517	314	13.1	31	73	23	561	23.4
TOTALS	64-49	89-86	745-1411	.528	---	---	323-511	.632	1137	12.8	101	226	97	1813	20.4



Nikki Blue — No. 32, Guard, Bakersfield, CA (West HS)

Years	Record	G-GS	FG-A	Pct.	3FG-A	Pct.	FT-A	Pct.	REB	Avg.	A	S	BS	PTS	Avg.
2002-03	18-11	29-29	181-447	.405	24-86	.279	95-135	.704	160	5.5	103	78	8	481	16.6
2003-04	17-13	30-29	156-394	.396	24-64	.375	121-167	.725	169	5.6	148	89	4	457	15.2
2004-05	16-12	27-27	147-353	.416	28-80	.350	136-189	.720	136	5.0	162	91	6	458	16.9
2005-06	21-11	32-31	130-328	.396	38-91	.418	103-146	.705	151	4.7	189	67	6	401	12.5
TOTALS	72-47	118-116	614-1522	.403	114-321	.355	455-637	.714	616	5.2	602	325	24	1797	15.2

1,000-POINT CLUB



Monique Billings — No. 25, Forward, Corona, CA (Santiago HS)

Years	Record	G-GS	FG-A	Pct.	3FG-A	Pct.	FT-A	Pct.	REB	Avg.	A	S	BS	PTS	Avg.
2014-15	19-18	37-2	81-173	.468	0-0	.000	51-107	.477	184	5.0	12	38	50	213	5.8
2015-16	26-9	35-35	178-362	.492	0-0	.000	89-131	.679	285	8.1	34	56	56	445	12.7
2016-17	25-9	34-34	207-439	.472	0-0	.000	154-242	.636	357	10.5	29	61	66	568	16.7
2017-18	27-8	35-34	197-417	.472	0-4	.000	141-197	.716	333	9.5	42	40	56	535	15.3
TOTALS	97-44	141-105	663-1391	.477	0-4	.000	435-677	.643	1159	8.2	117	195	228	1761	12.5



Anita Ortega — No. 11, Guard, Los Angeles, CA (Los Angeles HS)

Years	Record	G-GS	FG-A	Pct.	3FG-A	Pct.	FT-A	Pct.	REB	Avg.	A	S	BS	PTS	Avg.
1975-76	19-4	23	130-291	.447	---	---	68-110	.618	128	5.6	41	46	6	328	14.3
1976-77	20-3	23	137-302	.454	---	---	66-107	.617	133	5.8	39	46	2	340	14.8
1977-78	27-3	29	224-449	.499	---	---	87-142	.613	129	4.4	107	64	8	535	18.4
1978-79	24-10	34	214-494	.433	---	---	120-173	.694	169	5.0	130	84	26	548	16.1
TOTALS	90-20	109	705-1536	.459	---	---	341-532	.641	559	5.1	317	240	42	1751	16.1



Michelle Greco — No. 20, Guard, LaCrescenta, CA (Crescenta Valley HS)

Years	Record	G-GS	FG-A	Pct.	3FG-A	Pct.	FT-A	Pct.	REB	Avg.	A	S	BS	PTS	Avg.
1998-99	26-8	34-3	97-220	.441	0-1	.000	71-95	.747	117	3.4	94	73	2	265	7.8
1999-00	18-11	26-6	93-195	.477	14-41	.341	38-44	.864	84	3.2	60	58	2	238	9.2
2000-01	6-23	27-27	205-554	.370	50-171	.292	77-89	.865	104	3.9	57	63	1	537	19.9
2001-02	3-2	5-5	37-76	.487	12-23	.522	32-40	.800	25	5.0	13	13	2	118	23.6
2002-03	18-11	29-29	203-442	.459	25-89	.281	118-145	.814	138	4.8	66	81	7	549	18.9
TOTALS	71-55	121-70	635-1487	.427	101-325	.311	336-413	.814	468	3.9	290	288	14	1707	14.1



Ann Meyers — No. 15, Guard/Forward, LaHabra, CA (Sonora HS)

Years	Record	G-GS	FG-A	Pct.	3FG-A	Pct.	FT-A	Pct.	REB	Avg.	A	S	BS	PTS	Avg.
1974-75	18-4	23	183-346	.528	---	---	56-73	.767	191	8.3	125	119	25	422	18.3
1975-76	19-4	23	129-303	.426	---	---	65-89	.730	189	8.2	128	82	16	323	14.0
1976-77	20-3	22	160-317	.505	---	---	82-99	.828	161	7.3	109	77	29	402	18.3
1977-78	27-3	29	221-420	.526	---	---	96-120	.800	278	9.6	182	125	31	538	18.6
TOTALS	84-14	97	693-1386	.500	---	---	299-381	.785	819	8.4	544	403	101	1685	17.4




Lisa Willis — No. 40, Guard, Long Beach, CA (Narbonne HS)

Years	Record	G-GS	FG-A	Pct.	3FG-A	Pct.	FT-A	Pct.	REB	Avg.	A	S	BS	PTS	Avg.
2002-03	18-11	29-0	79-215	.367	46-134	.343	20-27	.741	104	3.6	22	55	7	224	7.7
2003-04	17-13	30-30	157-365	.430	70-189	.370	44-62	.710	162	5.4	64	100	11	428	14.3
2004-05	16-12	28-28	158-392	.403	70-194	.361	69-86	.802	192	6.9	65	102	15	455	16.3
2005-06	21-11	32-32	216-471	.459	70-193	.363	68-90	.756	187	5.8	100	115	24	570	17.8
TOTALS	72-47	119-90	610-1443	.423	256-710	.361	201-265	.758	645	5.4	251	323	57	1677	14.1




Dora Dome — No. 44, Guard/Forward, Los Angeles, CA (Fairfax HS)

Years	Record	G-GS	FG-A	Pct.	3FG-A	Pct.	FT-A	Pct.	REB	Avg.	A	S	BS	PTS	Avg.
1984-85	20-10	29-6	85-232	.366	---	---	35-52	.673	99	3.4	47	26	5	205	7.1
1985-86	12-16	28-16	136-303	.449	---	---	52-94	.553	157	5.6	50	32	4	324	11.6
1986-87	18-10	28-27	196-448	.438	---	---	76-119	.639	176	6.3	66	47	6	468	16.7
1987-88	19-11	30-30	252-512	.492	1-5	.200	87-127	.685	242	8.1	89	54	1	592	19.7
TOTALS	69-47	115-79	669-1495	.447	1-5	.200	250-392	.638	674	5.9	252	159	16	1589	13.8



Atonye Nyingifa — No. 11, Forward, Torrance, CA (Redondo Union HS)

Years	Record	G-GS	FG-A	Pct.	3FG-A	Pct.	FT-A	Pct.	REB	Avg.	A	S	BS	PTS	Avg.
2008-09	19-12	31-16	73-157	.465	1-2	.500	41-61	.672	152	4.9	20	40	11	188	6.1
2010-11	28-5	33-27	114-221	.516	0-1	.000	63-87	.724	179	5.4	38	56	10	291	8.8
2011-12	14-16	9-9	48-105	.457	0-1	.000	36-58	.621	80	8.9	12	18	11	132	14.7
2012-13	26-8	34-29	160-332	.482	1-4	.250	73-97	.753	243	7.1	42	42	12	394	11.6
2013-14	13-18	31-30	206-489	.421	1-9	.111	152-233	.652	266	8.6	65	70	12	565	18.2
TOTALS	100-59	138-111	593-1303	.455	3-17	.176	365-536	.681	920	6.7	177	226	56	1570	11.4



Lindsey Pluimer — No. 14, Forward, San Clemente, CA (San Clemente HS)

Years	Record	G-GS	FG-A	Pct.	3FG-A	Pct.	FT-A	Pct.	REB	Avg.	A	S	BS	PTS	Avg.
2004-05	16-12	28-28	115-267	.458	13-43	.302	41-54	.759	180	6.4	17	27	17	284	10.1
2005-06	21-11	32-32	131-270	.485	7-27	.259	70-88	.795	174	5.4	47	22	16	339	10.6
2006-07	14-18	32-32	186-381	.488	29-77	.377	94-115	.817	183	5.7	58	33	27	495	15.5
2007-08	16-15	31-31	161-385	.418	35-91	.385	81-97	.835	200	6.5	48	25	33	438	14.1
TOTALS	67-56	123-123	593-1303	.455	84-238	.353	286-354	.808	737	6.0	170	107	93	1556	12.7



Necie Thompson — No. 25, Center, Cerritos, CA (Gahr HS)

Years	Record	G-GS	FG-A	Pct.	3FG-A	Pct.	FT-A	Pct.	REB	Avg.	A	S	BS	PTS	Avg.
1980-81	29-7	36	203-360	.564	---	---	108-218	.495	314	8.7	33	62	53	514	14.2
1981-82	16-14	28	215-381	.564	---	---	128-217	.590	298	10.6	44	48	21	558	20.0
1982-83	18-11	29	170-330	.515	---	---	124-206	.602	328	11.3	46	56	27	464	16.0
TOTALS	63-32	93	588-1071	.549	---	---	360-641	.562	940	10.1	123	166	101	1536	16.5

1,000-POINT CLUB




Kennedy Burke — No. 22, Forward, Northridge, CA (Sierra Canyon HS)

Years	Record	G-GS	FG-A	Pct.	3FG-A	Pct.	FT-A	Pct.	REB	Avg.	A	S	BS	PTS	Avg.
2015-16	26-9	35-0	76-186	.409	21-65	.323	30-53	.556	128	3.7	36	44	25	203	5.8
2016-17	25-9	34-29	161-352	.457	32-112	.286	61-92	.663	167	4.9	65	65	37	415	12.2
2017-18	27-8	35-34	142-327	.434	29-98	.296	59-81	.728	152	4.3	78	59	30	372	10.6
2018-19	22-13	34-34	199-408	.488	24-81	.296	101-138	.732	210	6.2	79	69	31	523	15.4
TOTALS	100-39	138-97	578-1273	.454	106-356	.298	251-364	.690	657	4.8	258	237	123	1513	11.0



Anne Dean — No. 43, Guard, Santa Ana, CA (Foothill HS)

Years	Record	G-GS	FG-A	Pct.	3FG-A	Pct.	FT-A	Pct.	REB	Avg.	A	S	BS	PTS	Avg.
1982-83	18-11	29	92-218	.422	---	---	34-44	.773	59	2.0	42	16	2	218	7.5
1983-84	17-12	29-29	131-281	.466	---	---	55-73	.753	116	4.0	96	40	7	317	10.9
1984-85	20-10	30-19	180-364	.495	---	---	68-74	.919	106	3.5	93	44	2	428	14.3
1985-86	12-16	28-26	188-391	.481	---	---	25-40	.625	109	3.9	79	34	0	401	14.3
TOTALS	67-49	116	591-1254	.471	---	---	182-231	.788	390	3.4	310	134	11	1364	11.8




Markel Walker — No. 23, Guard/Forward, Philadelphia, PA (Schenley HS)

Years	Record	G-GS	FG-A	Pct.	3FG-A	Pct.	FT-A	Pct.	REB	Avg.	A	S	BS	PTS	Avg.
2009-10	25-9	34-27	141-294	.480	3-13	.231	81-112	.723	255	7.5	88	68	10	366	10.8
2010-11	28-5	33-21	101-228	.443	4-18	.222	74-115	.643	179	5.4	105	57	11	280	8.5
2011-12	14-16	23-19	124-311	.399	13-38	.342	82-123	.667	252	11.0	87	54	5	343	14.9
2012-13	26-8	33-28	128-332	.386	8-55	.145	86-134	.642	239	7.2	187	83	3	350	10.6
TOTALS	93-38	123-95	494-1165	.424	28-124	.226	323-484	.667	925	7.5	467	262	29	1283	10.9



Doreena Campbell — No. 21, Guard, Arlington, VA (Edison HS)

Years	Record	G-GS	FG-A	Pct.	3FG-A	Pct.	FT-A	Pct.	REB	Avg.	A	S	BS	PTS	Avg.
2007-08	16-15	30-30	101-238	.424	23-53	.434	37-48	.771	127	4.2	101	47	4	262	8.7
2008-09	19-12	30-30	129-323	.399	26-65	.400	103-129	.798	121	4.0	112	41	8	387	12.9
2009-10	25-9	34-34	115-307	.375	26-64	.406	76-86	.884	110	3.2	105	38	6	332	9.8
2010-11	28-5	33-32	115-297	.387	10-54	.185	62-81	.765	107	3.2	97	62	8	302	9.2
TOTALS	88-41	127-126	460-1165	.395	85-236	.360	278-344	.808	465	3.7	415	188	26	1283	10.1



Charisma Osborne — No. 20, Guard, Moreno Valley, CA (Windward School)

Years	Record	G-GS	FG-A	Pct.	3FG-A	Pct.	FT-A	Pct.	REB	Avg.	A	S	BS	PTS	Avg.
2019-20	26-5	31-29	129-338	.382	59-177	.333	61-77	.792	180	5.8	44	46	10	378	12.2
2020-21	17-6	23-23	129-357	.361	53-156	.340	79-91	.868	134	5.8	87	38	10	390	17.0
2021-22	18-13	28-28	144-398	.362	59-178	.331	112-128	.875	144	5.1	108	43	6	459	16.4
TOTALS	61-24	82-80	402-1093	.368	171-511	.335	252-296	.871	458	5.6	239	127	26	1227	15.0



Janae Hubbard — No. 34, Center, Fresno, CA (Fresno HS)

Years	Record	G-GS	FG-A	Pct.	3FG-A	Pct.	FT-A	Pct.	REB	Avg.	A	S	BS	PTS	Avg.
1996-97	13-14	27-1	64-143	.448	0-1	.000	41-69	.594	139	5.1	5	11	7	169	6.3
1997-98	20-9	29-25	131-243	.539	0-2	.000	57-94	.606	177	6.1	12	16	18	319	11.0
1998-99	26-8	34-33	182-354	.514	2-6	.333	60-88	.682	268	7.9	14	38	15	426	12.5
1999-00	18-11	29-29	129-274	.471	0-2	.000	50-79	.633	214	7.4	17	25	18	308	10.6
TOTALS	77-42	119-88	506-1014	.499	2-10	.200	208-330	.630	798	6.7	48	90	58	1222	10.3



Amy Jalewalia — No. 25, Forward/Guard, Fountain Valley, CA (La Quinta HS)

Years	Record	G-GS	FG-A	Pct.	3FG-A	Pct.	FT-A	Pct.	REB	Avg.	A	S	BS	PTS	Avg.
1990-91	15-13	28-27	80-193	.415	0-1	.000	52-77	.675	159	5.7	35	33	5	212	7.6
1991-92	21-10	31-11	115-241	.477	0-2	.000	56-85	.659	138	4.5	34	39	6	286	9.2
1992-93	13-14	26-26	130-256	.508	2-3	.667	54-71	.761	119	4.6	53	35	6	316	12.2
1993-94	15-12	27-27	161-362	.445	3-9	.333	62-106	.585	117	4.3	89	52	9	387	14.3
TOTALS	64-49	112-91	486-1052	.462	5-15	.333	224-339	.661	533	4.8	211	159	26	1201	10.7



Debbie Willie — No. 10, Guard, Santa Barbara, CA (San Marcos HS)

Years	Record	G-GS	FG-A	Pct.	3FG-A	Pct.	FT-A	Pct.	REB	Avg.	A	S	BS	PTS	Avg.
1977-78	27-3	25	57-129	.442	---	---	13-26	.500	68	2.7	19	19	3	127	5.1
1978-79	24-10	34	212-420	.505	---	---	32-52	.615	191	5.6	99	43	4	456	13.4
1979-80	18-12	30	175-375	.467	---	---	39-58	.672	125	4.2	93	59	3	389	13.0
1980-81	29-7	36	107-254	.421	---	---	14-26	.538	71	2.0	103	43	2	228	6.3
TOTALS	98-32	125	551-1178	.468	---	---	98-162	.605	455	3.6	314	164	12	1200	9.6



Sandra VanEmbricqs — No. 33, Forward, Soest, The Netherlands (Alberdingk)

Years	Record	G-GS	FG-A	Pct.	3FG-A	Pct.	FT-A	Pct.	REB	Avg.	A	S	BS	PTS	Avg.
1986-87	18-10	16-14	45-96	.469	---	---	17-46	.370	96	6.0	3	29	19	107	6.7
1987-88	19-11	30-30	120-259	.463	---	---	59-103	.573	218	7.3	38	62	29	299	10.0
1988-89	12-16	28-27	137-302	.454	---	---	104-154	.675	219	7.8	36	78	18	378	13.5
1989-90	17-12	29-28	165-323	.511	---	---	78-139	.561	278	9.6	51	89	29	408	14.1
TOTALS	66-49	103-99	467-980	.476	---	---	258-442	.548	811	7.9	128	258	95	1192	11.6

1,000-POINT CLUB




Jackie Joyner — No. 23, Forward, East St. Louis, IL (Lincoln HS)

Years	Record	G-GS	FG-A	Pct.	3FG-A	Pct.	FT-A	Pct.	REB	Avg.	A	S	BS	PTS	Avg.
1980-81	29-7	34	126-249	.506	---	---	62-98	.633	158	4.6	78	41	1	314	9.2
1981-82	16-14	30	86-226	.381	---	---	67-99	.677	174	5.8	69	39	4	239	8.0
1982-83	18-11	28	101-244	.414	---	---	44-67	.657	156	5.6	51	28	5	246	8.8
1984-85	20-10	29-29	150-323	.464	---	---	68-148	.459	264	9.1	41	60	3	368	12.7
TOTALS	83-42	121	463-1042	.444	---	---	241-412	.585	752	6.2	239	168	13	1167	9.6



Dianne Frierson — No. 31, Guard, Nashville, TN (Hillwood HS)

Years	Record	G-GS	FG-A	Pct.	3FG-A	Pct.	FT-A	Pct.	REB	Avg.	A	S	BS	PTS	Avg.
1976-77	20-3	23	121-256	.473	---	---	39-49	.796	52	2.3	83	42	1	281	12.2
1977-78	27-3	30	140-299	.468	---	---	34-47	.723	58	1.9	132	32	9	314	10.5
1978-79	24-10	34	128-268	.478	---	---	31-38	.816	71	2.1	113	39	3	287	8.4
1979-80	18-12	30	115-267	.431	---	---	22-36	.611	58	1.9	126	45	3	252	8.4
TOTALS	89-28	117	504-1090	.462	---	---	126-170	.741	239	2.0	454	158	16	1134	9.7



Darxia Morris — No. 3, Guard, Pasadena, CA (Muir HS)

Years	Record	G-GS	FG-A	Pct.	3FG-A	Pct.	FT-A	Pct.	REB	Avg.	A	S	BS	PTS	Avg.
2007-08	16-15	28-12	82-205	.400	3-17	.176	42-66	.636	60	2.1	66	46	6	209	7.5
2008-09	19-12	27-11	89-214	.416	5-14	.357	36-50	.720	59	2.2	68	37	4	219	8.1
2009-10	25-9	34-26	120-304	.395	20-61	.328	33-56	.589	93	2.7	106	37	3	293	8.6
2010-11	28-5	33-33	164-360	.456	29-96	.302	47-68	.691	104	3.2	82	61	1	404	12.2
TOTALS	88-41	122-82	455-1083	.420	57-188	.303	158-240	.658	316	2.6	322	181	14	1125	9.2



Kari Korver — No. 2, Guard, Paramount, CA (Valley Christian HS)

Years	Record	G-GS	FG-A	Pct.	3FG-A	Pct.	FT-A	Pct.	REB	Avg.	A	S	BS	PTS	Avg.
2012-13	26-8	34-8	50-141	.355	38-110	.345	23-25	.920	50	1.5	31	21	2	161	4.7
2014-15	19-18	37-36	109-259	.421	74-179	.413	80-97	.825	136	3.7	54	21	4	372	10.1
2015-16	26-9	35-35	79-217	.364	67-185	.362	50-62	.806	108	3.1	65	13	2	275	7.9
2016-17	25-9	34-34	96-265	.362	77-221	.348	24-33	.727	101	3.0	68	43	6	293	8.6
TOTALS	96-44	140-113	334-882	.379	256-695	.368	177-217	.816	395	2.8	218	98	14	1101	7.9




Rebekah Gardner — No. 35, Guard, Upland, CA (Ayala HS)

Years	Record	G-GS	FG-A	Pct.	3FG-A	Pct.	FT-A	Pct.	REB	Avg.	A	S	BS	PTS	Avg.
2008-09	19-12	31-1	44-127	.346	18-52	.346	30-39	.769	55	1.8	10	19	5	136	4.4
2009-10	25-9	34-7	89-215	.414	21-70	.300	35-42	.833	73	2.1	32	47	25	234	6.9
2010-11	28-5	32-11	93-218	.427	23-65	.354	45-60	.750	106	3.3	32	40	10	254	7.9
2011-12	14-16	30-30	182-439	.415	30-114	.263	83-113	.735	191	6.4	63	61	4	477	15.9
TOTALS	86-42	127-49	408-999	.408	92-301	.36	193-254	.760	425	3.3	137	167	44	1101	8.7



Japreece Dean — No. 24, Guard, Austin, TX (Vista Ridge HS)

Years	Record	G-GS	FG-A	Pct.	3FG-A	Pct.	FT-A	Pct.	REB	Avg.	A	S	BS	PTS	Avg.
2017-18	27-8	26-1	72-199	.362	46-131	.351	11-16	.688	50	1.9	60	17	0	201	7.7
2018-19	22-13	35-34	165-459	.359	57-162	.352	107-116	.922	115	3.3	171	30	6	494	14.1
2019-20	26-5	29-29	128-393	.326	31-121	.256	106-126	.841	109	3.7	159	42	0	393	13.6
TOTALS	75-26	90-64	365-1051	.347	134-414	.324	224-258	.868	273	3.0	390	89	6	1088	12.1



Jaime Brown — No. 20, Guard, Carson City, NV (Carson City HS)

Years	Record	G-GS	FG-A	Pct.	3FG-A	Pct.	FT-A	Pct.	REB	Avg.	A	S	BS	PTS	Avg.
1984-85	20-10	25-9	74-171	.433	---	---	23-31	.742	44	1.8	41	21	0	171	6.8
1985-86	12-16	28-11	127-275	.462	---	---	72-92	.783	92	3.3	36	20	2	326	11.6
1986-87	18-10	27-21	146-314	.465	---	---	62-83	.747	112	4.1	31	18	3	354	13.3
1987-88	19-11	30-7	97-233	.416	2-7	.286	41-46	.891	54	1.8	17	21	0	237	7.9
TOTALS	69-47	110-48	444-993	.447	2-7	.286	198-252	.786	302	2.7	125	80	5	1088	9.9



Nicole Anderson — No. 23, Guard, La Jolla, CA (La Jolla HS)


Years	Record	G-GS	FG-A	Pct.	3FG-A	Pct.	FT-A	Pct.	REB	Avg.	A	S	BS	PTS	Avg.
1989-90	17-12	26-26	77-184	.418	1-2	.500	45-70	.643	78	3.0	96	39	1	200	7.7
1990-91	15-13	28-28	98-239	.410	0-1	.000	60-79	.759	92	3.3	98	57	0	256	9.1
1991-92	21-10	30-30	97-225	.431	0-3	.000	69-107	.645	100	3.3	140	78	1	263	8.8
1992-93	13-14	27-27	125-320	.391	1-4	.250	108-137	.788	107	4.0	136	100	4	359	13.3
TOTALS	66-49	111-111	397-968	.410	2-10	.200	282-393	.718	377	3.4	470	274	6	1078	9.7



Jasmine Dixon — No. 33, Forward, Long Beach, CA (Long Beach Poly HS)

Years	Record	G-GS	FG-A	Pct.	3FG-A	Pct.	FT-A	Pct.	REB	Avg.	A	S	BS	PTS	Avg.
2009-10	25-9	27-27	165-300	.550	3-10	.300	80-155	.516	216	8.0	37	60	11	413	15.3
2010-11	28-5	31-28	146-276	.529	0-0	.000	82-148	.554	227	7.3	47	74	18	374	12.1
2012-13	26-8	32-24	103-229	.450	0-0	.000	56-81	.691	178	5.6	39	32	15	262	8.2
TOTALS	79-22	90-79	414-805	.514	3-10	.300	218-384	.568	621	6.9	123	166	44	1049	11.7

1,000-POINT CLUB



Thea Lemberger — No. 1, Guard, Santa Monica, CA (Santa Monica HS)


Years	Record	G-GS	FG-A	Pct.	3FG-A	Pct.	FT-A	Pct.	REB	Avg.	A	S	BS	PTS	Avg.
2010-11	28-5	14-0	2-19	.105	1-10	.100	3-5	.600	3	0.2	9	5	1	8	0.6
2011-12	14-16	30-29	121-325	.372	40-135	.296	77-108	.713	68	2.3	89	41	2	359	12.0
2012-13	26-8	28-24	83-198	.419	27-88	.307	49-65	.754	64	2.3	74	25	2	242	8.6
2013-14	13-18	29-29	136-378	.360	49-155	.316	115-148	.777	72	2.5	115	49	2	436	15.0
TOTALS	81-47	101-82	342-920	.372	117-388	.302	244-326	.748	207	2.0	287	120	7	1045	10.3



Marie Philman — No. 5, Forward, Huntington Beach, CA (Edison HS)

Years	Record	G-GS	FG-A	Pct.	3FG-A	Pct.	FT-A	Pct.	REB	Avg.	A	S	BS	PTS	Avg.
1996-97	13-14	27-0	57-140	.407	0-10	.000	27-43	.628	69	2.6	21	24	2	141	5.2
1997-98	20-9	28-25	110-237	.464	0-12	.000	62-92	.674	106	3.8	53	34	3	282	10.1
1998-99	26-8	34-33	150-310	.484	18-53	.340	59-88	.670	171	5.0	57	60	8	377	11.1
1999-00	18-11	29-28	86-203	.424	12-28	.429	42-59	.712	142	4.9	52	30	2	226	7.8
TOTALS	77-42	118-86	403-890	.453	30-103	.291	190-282	.674	488	4.1	183	148	15	1026	8.7

THE BRUIN ELITE



Ann Meyers

1975-78

Guard

Considered the pioneer of collegiate women's basketball, Ann Meyers was the first female athlete ever to earn a four-year scholarship to UCLA, and she finished her collegiate career as the first four-time All-American in her sport.

In her senior season (1978), she led UCLA to the AIAW national championship, won the Broderick Award as the women's basketball player of the year and went on to win the prestigious Broderick Cup as the Collegiate Female Athlete of the Year in any sport. Also that year, she became the only player in UCLA history to record a quadruple-double, recording 20 points, 14 rebounds, 10 assists and 10 steals in a game against Stephen F. Austin.

For almost two decades, Meyers held the school record for assists in a game (15) and was the school leader in career assists (544) until the marks were broken in 1999. She remains the school leader in steals (403) and blocked shots (101-tied) and is ninth in scoring (1685).

Meyers, who won a silver medal as a member of the 1976 U.S. Olympic team, has been inducted into the Naismith, FIBA and Women's Basketball Halls of Fame. In 1988, her first year of eligibility, she was the first woman inducted into UCLA's Hall of Fame, and two years later, she had her uniform #15 retired.

The widow of the late Major League Baseball Hall of Famer Don Drysdale, she has worked for years as a radio/television broadcaster (called the action at the 2008 Olympic Games). In the summer of 2006, she was named the general manager of the WNBA's Phoenix franchise, which has won the 2007, 2009 and 2014 WNBA Championships.



Anita Ortega

1976-79

Guard

After scoring a game-high 23 points in the 1978 national championship game against Maryland, Anita Ortega forever etched her name in Bruin lore as she led UCLA to the AIAW title.

Ortega, who also led the Bruins to the 1979 Final Four, still ranks seventh in career scoring with 1751 points and is in the Top 20 in rebounding with 559 rebounds. She is also listed amongst the Bruin leaders in all-time scoring average (16.1), field goals made (705), steals (240) and double-digit scoring games (91). Ortega, a four-year starter, was a three-time first-team all-conference performer (1977-79).

Following her career at UCLA, she went on to earn All-Pro honors in the Women's Professional Basketball League. She later served as an assistant coach for the Bruins from 1981-83 and was inducted into the UCLA Athletic Hall of Fame in 2002.

Ortega retired as a captain in the Los Angeles Police Department in June of 2016. She was one of only two female African-Americans who have ever held the rank of captain in the LAPD. She also remains involved in women's basketball as a Division I college basketball official.



Denise Curry

1977-81

Forward

The consistent Denise Curry, a three-time All-American, set a collegiate record by scoring in double figures in all 130 games she played for the Bruins.

The Davis, CA native set 14 school records in her career at Westwood and still ranks No. 1 in career scoring (3,198) and rebounding (1,310) in addition to eight other categories. She played in two Final Fours and helped lead UCLA to the 1978 AIAW National Championship as a freshman. From 1977-81, Curry's teams won 98 games, including a school-record 29 during her senior season.

Curry won a gold medal at the 1984 Olympic Games, four years after being selected to the 1980 U.S. Olympic Team that did not compete due to the U.S. boycott. Curry went on to play professional ball in Europe for several seasons.

In 1990, UCLA retired her uniform number (#12), and she was inducted into the UCLA Hall of Fame in 1994 and into the Naismith Basketball Hall of Fame in 1997.

Curry was an assistant coach with the San Jose franchise of the American Basketball League in 1996-97 and then went on to serve as the head coach at Cal State Fullerton from 1998-2000. She has also worked an assistant coach at Long Beach State, working on the staff of fellow Bruin alum Mary Hegarty.





Rehema Stephens


1989-92 • Guard

Rehema Stephens, a third-team All-American as a senior and a three-time All-Pac-10 selection (1990-92), finished her career ranked second at UCLA in career points (1,887), second in scoring average (21.7) and eighth in career rebounds (643).

She twice led the Pac-10 in scoring (1990 - 20.1 average; 1991 - 25.3 average) and helped the Bruins reach the NCAA Tournament in two (1990 and 1992) of her three seasons. The 1992 squad advanced to the Sweet 16 round of the NCAA Tournament and finished the season ranked 18th in the USA Today poll. Her 34-point effort against Oregon in a 1991 game is the most points ever scored by a Bruin in a game played in the Wooden Center. Stephens' 25.3 points-per-game mark in the 1991 season still ranks as the third-best in UCLA history.

Stephens earned a bronze medal while representing the United States as a member of its 1991 Jones Cup team. In 1987, she took home gold in the USA Olympic Sports Festival.

Stephens was selected by the Richmond franchise in the 1996 American Basketball League draft and went on to play with the Sacramento Monarchs of the WNBA in 1998.



Natalie Williams

1990-94 • Forward

Natalie Williams, a 2004 UCLA Hall of Fame inductee, dominated the backboards like no other player. Her career average of 12.8 rebounds is more than 2.5 rebounds higher than any other Bruin and ranked first in Pac-10 Conference history until 2016 when Oregon's Jillian Alleyne surpassed her mark.

She led the Pac-10 in rebounding three times (the three highest averages in league history at the time) and twice led the Pac-10 in scoring. She held the Pac-10 records for career rebound average and single-game rebounds. At UCLA, she ranks No. 5 in scoring (1,813) and No. 3 in scoring average (20.4).

Williams, a two-time first-team All-American, was selected to the 1994 Kodak All-America team and was named Pac-10 Player of the Year as a senior.

She was also an All-American in volleyball, earning National Player of the Year honors twice. She accumulated a total of 16 Pac-10 Player of the Week honors (eight in each sport), and in February of 1996, she was selected the Pac-10 Female Athlete of the Decade (1987-96).

Professionally, she enjoyed an MVP season in 1997-98 with Portland of the ABL, leading the league in both scoring and rebounding for a second-straight season. In 1999, she ranked first in the WNBA in rebounding and fourth in scoring. In the summer of 2000, she helped the U.S. win the gold medal at the Olympic Games. She retired from professional basketball at the end of the 2005 season.



Maylana Martin

1997-2000 • Forward

Maylana Martin led the Bruins to 77 wins in her career which saw her help take UCLA to its only Pac-10 championship, the Elite Eight of the NCAA tournament in 1999 and a school-best three-straight NCAA tournaments overall.

She became just the third player ever selected first-team All-Pac-10 in all four seasons and was chosen the 1997 Pac-10 Freshman of the Year and the 1999 Pac-10 Player of the Year. Martin earned first-team Kodak All-America honors in 1999 after leading the Bruins to the Pac-10 Championship and to 26 victories.

Martin is one of only two Bruins to have surpassed the 2,000-point barrier, and she still ranks in the school's all-time top-five in 11 categories. She ended her collegiate career ranked eighth on the all-time conference rebound list with 935 boards and sixth on the all-time conference scoring list with 2,101 points.

The No. 10 overall selection in the 2000 WNBA Draft, Martin played two seasons with the Minnesota Lynx and also played with the Charlotte Sting. She was an assistant coach at the University of Portland before returning to UCLA as an assistant in the summer of 2004. As a Bruin coach (2004-08), she helped lead UCLA to its first Pac-10 Tournament title in the 2006 season. After her playing career, she moved into coaching and was an assistant coach at Portland, UCLA and Pepperdine.

Martin now serves as a basketball commentator for Pac-12 Networks.




Michelle Greco

1999-2003 • Guard

Michelle Greco, a finalist for the State Farm Wade Trophy as a senior, helped the Bruins win 71 games in her career and their first Pac-10 Conference title. She also played a large role in UCLA's run to the Elite Eight in 1999 after being thrust into the starting point guard role in the West Regionals as a true freshman. Her play in the regional earned her All-NCAA West Regional honors.

Greco led the Pac-10 in scoring twice during her career (2001-19.9, 2003-18.9) and was selected first-team all-conference in 2001 and 2003. She also led the Pac-10 in free throw percentage in 2001 (.865) and in steals in 2003 (2.8). With 1,707 total points, she finished her career ranked sixth on the school scoring list. In addition, she concluded her career ranked amongst the Top 10 in 10 other statistical categories.

In her rookie season in the WNBA in 2004, she won a WNBA title with the Seattle Storm.





Nikki Blue

2003-06 • Guard

One of the Pac-10's all-time great point guards, Nikki Blue became just the fifth player in conference history to be named to the All-Conference team four straight years.

She finished her career ranked fifth on the all-time UCLA list in scoring (1,797), second in assists (602), third in steals (325), fourth in made three-point shots (114), seventh in three-point shooting percentage (.355) and second in career made free throws (455).

Blue, a two-time honorable mention All-American and four-time Pac-10 All-Tournament selection, produced 89 double-figure scoring games for her career. Her 189 assists were the most ever by a Bruin senior, and she became the first Bruin to lead the Pac-10 in assists. Blue wound up her UCLA career ranked second on the Pac-10 career list for steals, eighth in assists and 18th in scoring. In 2006, she helped to lead the Bruins to their first Pac-10 Conference Tournament title.

She was selected in the second round of the 2006 WNBA draft by the Washington Mystics and now serves as an Assistant Coach for Arizona State.



Lisa Willis


2003-06 • Guard

The best three-point shooter in UCLA history, Lisa Willis finished her career as the school's all-time leader in three-point shots made with 256 and the Pac-10's all-time leader in career steals with 368.

She also left UCLA ranked ninth on the school scoring list (1,677), fifth on the games played list (120), 13th on the rebounding list (625) and eighth on the free throw percentage list (76%). Her total of 87 double-digit scoring games ranked sixth at UCLA.

She finished her career ranked first on the all-time Pac-10 steals list, second on the conference made three-point shot list and 21st in scoring. Willis was the Pac-10 leader in steals in her last three seasons and was the first player in UCLA history to record three-straight seasons with 100 or more steals. Willis was a two-time first-team all-conference selection and was named Most Valuable Player of the 2006 Pac-10 Tournament and an honorable mention All-American in 2006.

Willis was selected with the fifth pick in the first round of the 2006 WNBA draft by the Los Angeles Sparks and also went on to play with the New York Liberty.



Noelle Quinn


2004-07 • Guard

Noelle Quinn achieved something no other Bruin basketball player, male or female, has ever done - total at least 1,700 points, 700 rebounds and 400 assists for a career. She concluded her career just short of becoming only the second player in Pac-10 history to have reached 1,800 points, 800 rebounds and 400 assists.

Quinn finished her career ranked in the school's top 10 in 14 different categories, including points (4th), rebounds (8th) and assists (7th). She earned first-team All-Pac-10 honors as a freshman, junior and senior and earned Pac-10 All-Tournament honors in 2006 and 2007. Quinn was the leading scorer for the Bruins in the championship game at the 2006 Pac-10 Tournament, scoring the game-tying basket with five seconds remaining to force overtime in the eventual Bruin victory over Stanford.

She was honored a Pac-10 record eight times in her career as the conference Player of the Week and was a two-time honorable mention All-American.

Quinn was selected by the Minnesota Lynx with the fourth pick of the first round of the 2007 WNBA draft. She played professionally in the WNBA and overseas from 2007-18 and won a WNBA title with the Seattle Storm in 2018. She then transitioned into coaching and recently helped guide the Storm to the 2020 WNBA title as Associate Head Coach. She was named Head Coach of the Storm during the 2021 season and recently received a multi-year contract extension.



Lindsey Pluimer

2005-08 • Forward

Lindsey Pluimer, a fixture in the Bruin starting lineup from day one, became the first UCLA player in the NCAA era to earn a start in every game of her career, 123 games, third-most in school history.

After those 123 games, she became one of just five Bruin players ever to record career totals of 1,500 points, 700 rebounds and 75 blocks. She completed her career ranked 12th on UCLA's career scoring list with 1,558 points, 10th in rebounds with 737, sixth in blocked shots with 93 and seventh in 3-point field goals made (84).

In her senior season, Pluimer led the team in scoring, rebounding, blocked shots and three-pointers and ranked in the Pac-10's Top 10 in six of 13 individual categories, including sixth in scoring (14.1) and tied for eighth in rebounding (6.5).

A three-time Academic All-District VIII and two-time first-team Pac-10 All-Academic selection, Pluimer was named the 2007-08 Toyo Tires Pac-10 Scholar Athlete of the Year for women's basketball.

She was the second round selection (No. 20 overall) of the Washington Mystics in the 2008 WNBA draft. After her professional basketball career came to a close, she founded "With My Own Two Hands", a non-profit that helps raise funds for water and greenhouses in Kenya.



UCLA Honors 15 Greatest Players and 1978 National Championship Team

UCLA women's basketball's past and present merged February 21, 1998, when UCLA honored its 15 greatest players of all-time at halftime of the UCLA-USC game.

It was an all-around day of celebration for the UCLA program, as the current team defeated USC, 87-73, to complete a season sweep against its cross-town rival in front of what was then a Pauley Pavilion regular season record crowd of 7,258. The 1978 team was also honored on the 20th anniversary of UCLA's first national title in women's basketball.

The list of 15 included two Naismith Basketball Hall of Famers (Denise Curry and Ann Meyers), the Pac-10 Conference Female Athlete of the Decade (Natalie Williams) and a winner of six Olympic medals (Jackie Joyner).

These 15 greatest players were selected by a committee that included current UCLA coaches, former UCLA players and coaches and current and former UCLA administrators. The number 15 was chosen to mirror the amount of scholarships available in the sport of women's basketball.



UCLA's 1978 National Championship Team. Top row, (l-r): Head coach Billie Moore, Heidi Nestor, Denise Corlett, Denise Curry, Tam Breckenridge, Ann Meyers. Bottom row (l-r): Sports Information Director Michael Sondheimer, Beth Moore, Dianne Frierson, Debbie Willie, assistant coach Colleen Matsuhara, Yvette Duran.



UCLA Olympians (l-r) Denise Curry (1980, 1984), coach Billie Moore (1976), Ann Meyers (1976) and Natalie Williams (2000)

UCLA Women's Basketball's 15 Greatest Players (alphabetical order, as selected 2/21/98):

Player	Years
Sheila Adams	(early 1970's)
Nicole Anderson	1990-93
Denise Curry	1978-81
Anne Dean	1983-86
Dora Dome	1985-88
Dianne Frierson	1977-80
Mary Hegarty	1981-84
Jackie Joyner	1981-85
Ann Meyers	1975-78
Karen Nash	1975-77
Anita Ortega	1976-79
Rehema Stephens	1990-92
Necie Thompson	1981-83
Sandra VanEmbricqs	1987-90
Natalie Williams	1991-94



UCLA's 15 Greatest Players. Top row (l-r): Dora Dome, Denise Curry, Necie Thompson, Sheila Adams, Natalie Williams, Ann Meyers, Althea Ford (for Sandra VanEmbricqs). Bottom row (l-r): Mary Hegarty, Anne Dean, Nicole Anderson, Dianne Frierson.



On Feb. 3, 1990, four of the greatest players in UCLA basketball history — Kareem Abdul-Jabbar (Lew Alcindor), Bill Walton, Ann Meyers and Denise Curry — had their uniform numbers retired. This special ceremony was the key moment in 1989-90's "Pauley at 25" celebration and marked the first time that any Bruin basketball numbers had been retired. All four players earned consensus first-team All-America honors three times, the criteria used for deciding which of UCLA's many outstanding players should have their numbers retired. The quartet are also in the National Basketball Hall of Fame, the Naismith Hall of Fame and the UCLA Athletic Hall of Fame.



#12 Denise Curry

The consistent Curry, a three-time All-American, set a collegiate record by scoring in double figures in each of the 130 games in which she played for the Bruins. The Davis, CA native set 14 school records in her career at Westwood and still ranks first in 10 career categories. In 1997, she was inducted into the Naismith Memorial Basketball Hall of Fame in Springfield, MA. Prior to her gold medal-winning performance on the 1984 U.S. Olympic team, she had previously been selected to the 1980 team. Curry played professionally in Europe for several seasons and served as an assistant women's basketball coach at California. She became the head coach at Cal State Fullerton after working as an assistant with the San Jose franchise of the American Basketball League. Curry has also served as an assistant basketball coach at Long Beach State.



#15 Ann Meyers

Meyers, who was inducted into the Naismith Memorial Basketball Hall of Fame in May of 1993, was the first woman to earn a full scholarship at UCLA and went on to become the first four-time women's basketball All-American. In 1978, she was named College Player of the Year and winner of the prestigious Broderick Cup after helping to lead the Bruins to the national championship. Meyers is still the school leader in steals (403) and blocked shots (101-tied) along with being the only player in UCLA history to have posted a quadruple-double with 20 points, 14 rebounds, 10 assists and 10 steals in a game vs. S.F. Austin in 1978. In addition, she earned a silver medal as a member of the 1976 U.S. Olympic Team, which was coached by former UCLA mentor Billie Moore. She has worked extensively as a television commentator for men's and women's college and professional basketball. She is currently the general manager for the WNBA's Phoenix franchise, which captured the 2007, 2009 and 2014 championships.



Billie Moore

Naismith Memorial Basketball Hall of Fame and Women's Basketball Hall of Fame inductee Billie Moore was the first coach to lead two schools to national women's basketball championships - Cal State Fullerton and UCLA.

In 1970, her very first season at Cal State Fullerton, Moore led her team to the AIAW national title, and in her second season at UCLA in 1978, she guided the Bruins to their first and only national championship.

Moore was UCLA head coach for 16 years (1977-93) and compiled a 296-181 (.621) record. Along with the AIAW Championship, she led her team to a fourth-place finish in 1979, and her Bruin teams finished ninth nationally in 1985 and 1992.

At Cal State Fullerton, she recorded a 140-15 record in eight seasons, and her overall coaching record at both schools was 436-196 over 24 years. Her UCLA and Cal State Fullerton teams won 10 conference championships and advanced to the post-season 16 times with a 59-18 record. Moore, who coached fellow Hall of Famers Ann Meyers and Denise Curry, became the eighth coach in women's basketball history to reach the 400-win mark.

Moore coached the first U.S. women's Olympic basketball team to a silver medal at the Olympic Games in Montreal in 1976. She also led the 1973 and 1975 entries to the World University Games and the 1975 U.S. Pan American Games team.

Many of Coach Moore's former players (Ann Meyers, Denise Curry, Anita Ortega and Pat Summitt) have gone on to excel in athletic endeavors including college coaching, professional basketball, radio/television broadcasting and community service. Pat Summitt has been quoted as saying, "Billie Moore has had more influence on my coaching career than anyone. She was my mentor. She's had a huge impact on my coaching style."

Moore is a Westmoreland, Kansas native who received her undergraduate degree from Washburn University in Kansas and earned her Master's degree from Southern Illinois University. In 1999, she received her Honorary Doctorate of Humane Letters from Washburn University.



Hall of Fame coach Billie Moore

INDIVIDUAL CAREER STATISTICS - 1975-PRESENT

Player (10g minimum)	Years	G	FG-A	Pct.	3FG-A	Pct.	FT-A	Pct.	REB	Avg.	A	S	BS	PTS	Avg.
Alexander, Moniquee	2007-10	124	171-357	.479	0-0	.000	97-195	.497	435	3.5	11	35	42	439	3.5
Allen, Lori	1975-77	62	91-238	.382	—	—	61-120	.508	215	3.5	25	78	4	255	4.1
Allen, Shalada	2001-02	54	128-311	.412	0-1	.000	42-75	.560	215	3.9	14	41	14	298	5.5
Alston, Tonya	1983	28	22-58	.379	—	—	18-35	.514	93	3.3	8	9	8	62	2.2
Anderson, Nicole	1990-93	111	397-968	.410	2-10	.200	282-393	.718	377	3.4	470	274	6	1078	9.7
Anstey, Izzy	2021-present	27	33-95	.347	1-1	1.000	9-21	.429	108	4.0	21	14	20	76	2.8
Arranaga, Gennifer	2001-04	113	228-617	.370	35-106	.330	84-116	.724	245	2.2	102	118	4	575	5.1
Arredondo, Allison	1993-96	100	177-456	.388	67-190	.353	39-62	.629	222	2.2	52	32	6	460	4.6
Baird, Chrissy	2014-19	40	8-29	.276	2-5	.400	4-8	.500	22	0.6	1	2	1	22	0.6
Batchie, Alma	1986-88	44	24-54	.444	—	—	8-24	.333	60	1.4	11	11	7	56	1.3
Beauprey, Jeanne	1980-81	60	160-346	.462	—	—	75-119	.630	319	5.3	46	77	13	395	6.6
Bennett, Kellie	1995	27	96-228	.421	24-51	.471	38-58	.655	141	5.2	55	41	3	254	9.4
Bessoir, Emily	2020-present	22	61-150	.407	20-68	.294	22-45	.489	115	5.2	22	22	16	164	7.5
Biggs, Shari	1984-87	108	330-707	.466	—	—	100-125	.800	453	4.2	115	80	5	760	7.0
Billings, Monique	2015-18	141	663-1391	.477	0-4	.000	435-677	.643	1159	8.2	117	195	228	1761	12.5
Blue, Nikki	2003-06	118	614-1522	.403	114-321	.355	455-637	.714	616	5.2	602	325	24	1797	15.2
Bouldin, Sheri	1987-90	96	210-520	.404	—	—	116-198	.586	507	5.3	35	55	32	536	5.6
Bradley, Jalina	2000-03	91	137-452	.303	17-89	.191	80-115	.695	173	1.9	96	73	2	371	4.1
Breckenridge, Tam	1977-78	43	78-168	.464	—	—	63-110	.573	204	4.7	17	44	9	219	5.1
Brewer, Alyssia	2013	33	151-316	.478	0-0	.000	64-101	.634	255	7.7	60	43	25	366	11.1
Brooks (Poteet), Madeline	2012-14	53	27-88	.307	20-66	.303	4-7	.571	50	0.9	30	8	0	78	1.5
Brown, Camryn	2019-present	53	43-94	.457	0-2	.000	9-21	.429	130	2.5	35	29	14	95	1.8
Brown, Candice	2008-09	41	23-64	.359	0-0	.000	18-39	.462	79	1.9	6	17	12	64	1.6
Brown, Jaime	1985-88	110	444-993	.447	2-7	.286	198-252	.786	302	2.7	125	80	5	1088	9.9
Burke, Kennedy	2015-19	138	578-1273	.454	106-356	.298	251-364	.690	657	4.8	258	237	123	1513	11.0
Caldwell, Reece'	2015	17	42-125	.336	21-75	.280	12-16	.750	34	2.0	43	7	2	117	6.9
Campbell, Doreena	2008-11	127	460-1165	.395	85-236	.360	278-344	.808	465	3.7	415	188	26	1283	10.1
Canada, Jordyn	2015-18	137	768-1850	.415	99-298	.332	518-652	.794	557	4.1	831	347	8	2153	15.7
Childs, Dana	1986-89	99	139-300	.463	—	—	110-197	.558	268	2.7	17	31	14	388	3.9
Chou, Natalie	2019-22	64	259-675	.384	112-319	.351	104-137	.759	275	3.3	140	134	39	734	8.8
Cohen, Jane	1975	23	60-154	.390	—	—	15-33	.455	81	3.5	20	33	5	137	6.0
Collins, Laura	1991, 1993-95	75	75-191	.393	0-1	.000	39-79	.494	155	2.1	25	18	7	189	2.5
Connolly, Merja	1982	23	37-79	.468	—	—	9-11	.818	54	2.3	7	9	6	83	3.6
Corlett, Denise	1977-80	109	272-669	.407	—	—	210-282	.745	691	6.3	112	113	10	754	6.9
Corinne Costa	2011-15	117	236-537	.439	0-2	.000	29-50	.580	473	4.0	90	51	179	501	4.3
Corsaro, Lindsey	2016-20	92	174-506	.344	76-240	.317	103-145	.710	296	3.3	240	83	37	527	5.8
Crampton, Cyd	1977, 1979	41	75-179	.419	—	—	31-44	.705	213	5.2	20	26	30	181	4.4
Curry, Denise	1978-81	130	1386-2283	.607	—	—	426-521	.818	1310	10.1	353	200	74	3198	24.6
Dean, Anne	1983-86	116	591-1254	.471	—	—	182-231	.788	390	3.4	310	134	11	1364	11.8
Dean, Japreece	2017-2020	90	365-1051	.347	134-414	.324	224-258	.868	273	3.0	390	89	6	1088	12.1
Dixon, Jasmine	2010-11, 2013	90	414-805	.514	3-10	.300	218-384	.568	621	6.9	123	166	44	1049	11.7
Dome, Dora	1985-88	115	669-1495	.447	—	—	250-392	.638	674	5.9	252	159	16	1589	13.8
Drummer, Lajahna	2014-19	137	339-851	.398	19-56	.339	210-364	.577	873	6.4	77	101	68	907	6.6
Dugalic, Angela	2021-present	14	39-84	.463	4-12	.333	9-21	.429	63	4.5	10	13	8	91	6.5
Earl, Nina	2008-11	124	268-607	.442	7-34	.206	132-229	.576	279	2.3	119	136	17	675	5.4
Eulert, Kendee	1981-82	32	52-122	.426	—	—	18-30	.600	72	2.3	20	19	2	122	3.8
Fields, Nirra	2013-16	134	714-1816	.393	138-450	.307	301-466	.646	687	5.1	234	262	63	1867	13.9
Fitzgerald, Cathy	1975	21	20-59	.339	—	—	25-48	.521	69	3.3	7	25	1	59	2.8
Flannigan, LaCresha	1998-00	90	284-637	.446	22-82	.268	191-306	.624	189	2.1	75	87	6	772	8.7
Ford, Althea	1986-89	112	236-525	.450	—	—	119-202	.589	518	4.6	32	63	26	591	5.3
Francis, Teik	1986-87	26	13-29	.448	—	—	0-4	.000	37	1.4	6	7	9	26	1.0
Francis, Tia	1984-85	45	51-123	.415	—	—	57-101	.564	107	2.4	9	13	4	159	3.5
Franken, Tessa	1986	28	27-73	.370	—	—	10-15	.667	23	0.8	64	12	2	64	2.3
Frieron, Dianne	1977-80	117	504-1090	.462	—	—	126-170	.741	239	2.0	454	158	16	1134	9.7
Funicello, Carly	1997-00	110	207-406	.510	—	—	114-185	.616	397	3.6	61	76	59	528	4.8
Gardner, Rebekah	2009-12	127	408-999	.408	92-301	.306	193-254	.760	425	3.3	137	167	44	1101	8.7
Gardner, Rhema	2011-12, 2014	78	73-205	.356	2-13	.154	30-61	.492	210	2.7	21	38	29	178	2.3
Gomez, Erica	1996, 1998-00	113	295-828	.356	81-281	.288	264-386	.684	333	2.9	697	224	14	935	8.3
Greco, Michelle	1999-03	121	635-1487	.427	101-325	.311	336-413	.814	468	3.9	290	288	14	1707	14.1
Grimes, Tawana	1995-98	110	299-703	.425	29-97	.299	153-225	.680	416	3.8	381	256	16	780	7.1
Hamble, Dietra	1980-82	45	94-230	.409	—	—	29-48	.604	66	1.5	113	92	3	217	4.8
Hardy, Angel	1982-85	111	331-791	.481	—	—	69-112	.616	259	2.3	412	183	12	731	6.6
Harris, Shayley	2018	12	2-6	.333	0-0	—	1-2	.500	11	0.8	0	0	1	5	0.4
Hayes, Kelli	2015-18	140	255-648	.394	65-212	.307	61-86	.709	346	2.5	135	69	29	636	4.5
Hearn, Ashley	2016-17	49	21-50	.420	0-0	.000	3-8	.375	70	1.4	10	14	41	45	0.9
Hegarty, Mary	1981-84	113	215-477	.451	—	—	129-161	.801	137	1.2	528	215	11	559	4.9
Henderson, Tierra	2005-09	115	218-594	.367	26-122	.213	101-190	.532	344	3.0	210	182	5	563	4.9
Hersler, Paulina	2015-17	96	87-252	.345	35-110	.318	31-43	.721	163	1.7	27	26	22	240	2.5
Hilbert, Nickey	1993-96	82	349-894	.390	54-199	.271	145-225	.644	267	3.3	136	134	13	897	10.9
Holiday, Lauren	2013-14	12	15-40	.375	2-4	.500	7-12	.583	46	3.8	15	12	0	39	3.3
Ropkins, Janet	1978-81	87	121-272	.445	—	—	37-52	.712	91	1.0	68	39	3	279	3.2
Horn, Melanie	1979-82	111	115-245	.469	—	—	68-128	.531	304	2.7	44	30	58	297	2.7
Horvat, Chantel	2017-22	114	206-502	.410	36-147	.245	118-162	.728	431	3.8	114	59	29	566	5.0
Houser, Carla	1997-98	44	28-68	.412	—	—	24-38	.632	76	1.7	15	13	7	80	1.8
Hubbard, Janae	1997-00	119	506-1014	.499	2-10	.200	208-330	.630	798	6.7	48	90	58	1222	10.3
Hughes, Kisa	1994-96	81	411-729	.564	0-0	.000	113-270	.419	652	8.0	20	88	40	935	11.5
Ibekwe, Chinyere	2005-09	122	252-536	.470	0-3	.000	126-252	.500	623	5.1	29	87	68	630	5.2
Jackson, Nancy	1975-76	45	95-282	.337	—	—	28-57	.491	81	1.8	96	80	5	235	5.2
Jackson, Takiyah	1997-98,00	79	131-357	.367	19-64	.297	83-113	.735	188	2.4	77	71	15	364	4.6
Jalewalia, Amy	1991-94	112	486-1052	.462	5-15	.333	224-339	.661	533	4.8	211	159	26	1201	10.7
James, Vera	1980, 1982	28	43-98	.439	—	—	17-25	.680	41	1.5	34	7	3	103	3.7
Jarrett, Natalie	2000-03	64	54-158	.342	5-40	.125	25-46	.543	111	1.7	6	25	11	138	2.2
Jefferson, Kiara	2018-22	54	53-164	.323	25-91	.275	12-16	.750	76	1.4	29	20	1	143	2.6
Johnson, Krystle	2002-03	46	27-72	.375	0-0	.000	39-60	.650	62	1.3	8	2	11	93	2.0
Jones, Char	1982-84	76	417-821	.508	—	—									

INDIVIDUAL CAREER STATISTICS - 1975-PRESENT

Player (10g minimum)	Years	G	FG-A	Pct.	3FG-A	Pct.	FT-A	Pct.	REB	Avg.	A	S	BS	PTS	Avg.
Kamrath, Lynn	1989-92	106	175-473	.370	—	—	78-158	.494	434	4.1	86	83	83	428	4.0
Keur, Annette	1984-85	58	362-670	.540	—	—	121-204	.593	440	7.6	37	80	55	845	14.6
Kornet, Nicole	2016-17	34	81-272	.298	48-182	.264	51-61	.836	128	3.8	31	36	7	261	7.7
Korver, Kari	2013, 2015-17	140	334-882	.379	256-695	.368	177-217	.816	395	2.8	218	98	14	1101	7.9
Kristich, Zrinka	1993-96	106	273-560	.488	—	—	122-212	.575	547	5.2	142	105	38	668	6.3
Kuypers, Ricarda	1994-96	77	134-392	.342	56-164	.341	67-107	.626	95	1.2	168	48	3	391	5.1
Leatham, Malika	2001-02	58	121-397	.305	0-1	.000	125-230	.543	318	5.5	28	45	38	367	6.3
Lemberger, Thea	2011-14	101	342-920	.372	117-388	.302	244-326	.748	207	2.0	287	120	7	1045	10.3
LeWinter, Judy	1975-76	46	243-497	.489	—	—	47-67	.701	152	3.3	131	77	8	533	11.6
Lewis, Eugenie	1989	28	52-146	.356	3-12	.250	14-30	.467	106	3.8	50	22	7	121	4.3
Lezcano, Consuelo	2004-07	75	43-105	.410	—	—	39-56	.696	73	1.1	11	15	15	125	1.7
Livingston, Amanda	2004-07	121	318-666	.477	0-1	.000	131-185	.708	414	3.4	109	82	37	784	6.5
Livulo, Luiana	2014-15	66	86-238	.361	0-2	.000	45-79	.570	215	3.3	37	26	32	217	3.3
Lockhart, Detra	1991-94	113	269-737	.365	30-102	.294	214-312	.686	288	2.5	341	210	10	782	6.9
Martin, Maylana	1997-00	116	775-1422	.545	1-7	.143	550-797	.690	935	8.1	176	237	96	2101	18.1
Masikewich, Brynn	2019-present	9	1-10	.100	0-6	.000	4-6	.667	8	.9	0	1	0	6	.7
McCoy, Michelle	1983-84	45	177-424	.417	—	—	55-91	.604	92	2.0	181	91	3	409	9.1
McFadden, Dorice	1983	22	49-119	.412	—	—	6-17	.353	29	1.3	21	17	1	104	4.7
Mead, Susan	1985-87	83	112-274	.409	—	—	51-132	.368	452	5.4	35	73	52	275	3.3
Meyers, Ann	1975-78	97	693-1386	.500	—	—	299-381	.785	819	8.4	544	403	101	1685	17.4
Miles, Michelle	1988-90	38	37-89	.416	—	—	41-66	.621	68	1.8	131	44	2	115	3.0
Miller, Lauryn	2017-21	120	229-525	.436	2-16	.125	82-146	.562	419	3.5	123	93	55	542	4.5
Moore, Beth	1976-79	101	127-311	.406	—	—	82-133	.617	119	1.2	216	107	4	336	3.3
Moore, Kristi	1986-87	56	122-315	.387	—	—	94-120	.783	97	1.7	248	79	1	338	6.0
Morris, Daxia	2008-11	122	455-1083	.420	57-188	.303	158-240	.658	316	2.6	322	181	14	1125	9.2
Mosman, DeDe	1989-92	113	347-885	.392	136-361	.377	90-120	.750	321	2.8	247	96	4	920	8.1
Nakase, Natalie	2000-03	98	157-439	.358	41-122	.336	132-189	.698	198	2.1	358	149	2	487	4.9
Nash, Karen	1975-77	62	281-686	.410	—	—	116-196	.592	264	4.3	82	155	10	680	11.0
Nestor, Heidi	1976-78	73	224-502	.446	—	—	93-142	.655	515	7.1	40	58	14	541	7.4
Nishi, Teiko	1985-88	73	45-112	.402	—	—	31-56	.554	67	0.9	186	122	2	121	1.7
Nyingifa, Atonye	2009, 2011-14	138	601-1304	.461	3-17	.176	365-536	.681	920	6.7	177	226	56	1570	11.4
Nzekwe, Christina	2008-11	127	154-416	.364	12-45	.267	115-190	.605	455	3.6	61	101	44	435	3.4
Oenning, Jamie	1995-98	70	32-94	.340	9-32	.281	26-34	.765	50	0.7	32	23	0	100	1.4
Onu, Dominique	2021-present	27	52-126	.413	16-41	.390	26-41	.634	94	3.5	35	19	4	146	5.4
Onyenwere, Michaela	2017-21	123	736-1604	.459	62-204	.304	354-437	.810	885	7.2	143	149	78	1888	15.3
Oren, Ortal	2003-06	97	119-332	.358	20-77	.260	47-78	.603	142	1.5	83	33	2	305	3.1
Ortega, Anita	1976-79	109	705-1536	.459	—	—	341-532	.641	559	5.1	317	240	42	1751	16.1
Osborne, Charisma	2019-present	82	402-1093	.368	59-178	.335	252-296	.851	458	5.6	239	127	26	1227	15.0
Owens, Jaden	2019-20	28	21-76	.276	10-42	.238	19-28	.679	24	0.9	34	18	1	71	2.5
Owens, Kayla	2017-20, 2022	67	54-168	.321	5-29	.172	25-47	.532	163	2.4	55	34	17	138	2.1
Palmisano, Michelle	1993	27	100-306	.327	48-146	.329	66-92	.717	98	3.6	56	39	0	314	11.6
Pearson, Melanie	1997-99	83	274-647	.423	115-287	.401	115-159	.723	254	3.1	125	87	22	778	9.4
Pedersen, Lauren	2005-06	54	44-130	.338	29-85	.341	18-23	.783	89	1.6	40	37	6	135	2.5
Penn, Jordan	2021-22	24	97-269	.361	27-104	.260	32-34	.941	111	4.6	44	17	3	253	10.5
Philman, Marie	1997-00	118	403-890	.453	30-103	.291	190-282	.674	488	4.1	183	148	15	1026	8.7
Pickett, Sissy	2002-05	54	46-97	.474	—	—	12-18	.667	61	1.1	2	3	6	104	1.9
Pitts, Julia	2003-04, 06-07	57	70-143	.490	—	—	39-77	.506	142	2.5	21	18	15	179	3.1
Pluimer, Lindsey	2005-08	123	593-1303	.455	84-238	.353	286-354	.808	737	6.0	170	107	93	1556	12.7
Porter, Kristee	1999, 01-02	32	136-346	.393	0-1	.000	83-167	.497	223	6.9	14	46	51	363	11.3
Quinn, Noelle	2004-07	107	713-1649	.432	81-240	.338	322-426	.756	794	7.4	450	196	54	1829	17.1
Rembert, Ayesha	1999-00	38	23-59	.389	0-1	.000	20-28	.714	54	1.4	8	12	4	66	1.7
Rogers, Regina	2007-08	31	78-181	.431	0-0	.000	39-69	.565	144	4.6	17	14	19	195	6.3
Rosenblum, Ally	2016-20	24	19-51	.373	1-4	.250	7-14	.500	63	1.9	7	4	6	46	1.4
Roulier, Rachelle	1988-91	89	212-504	.421	18-42	.429	129-158	.816	189	2.1	123	70	7	571	6.4
Silva, Amy Jo	1992-93	42	24-72	.333	—	—	39-66	.591	96	2.3	9	8	4	87	2.1
Smith, Ahlana	2018-19	32	40-111	.360	8-36	.222	8-14	.571	62	1.9	20	19	8	96	3.0
Stephens, Rehema	1990-92	87	747-1807	.413	67-222	.302	326-441	.739	643	7.4	161	145	35	1887	21.7
Swain, Kacy	2012-13, 2015-16	122	188-532	.353	3-8	.375	131-184	.712	503	4.1	42	70	71	510	4.2
Swenson, Susie	1980-82	94	339-758	.447	—	—	164-241	.680	319	3.4	239	189	11	842	9.0
Taka, Allison	2007-10	53	22-78	.282	19-69	.275	21-26	.808	12	0.3	26	18	0	84	1.6
Tautolo, Emma	2003-06	85	67-179	.374	0-1	.000	21-36	.583	93	1.1	19	9	1	155	1.8
Thomas, Ilmarl	2021-22	31	203-373	.544	26-64	.406	54-70	.771	183	5.9	68	19	19	486	15.7
Thompson, Necie	1981-83	93	588-1071	.549	—	—	360-641	.562	940	10.1	123	166	101	1536	16.5
Thurston, Deborah	1981-84	119	177-434	.408	—	—	52-97	.536	286	2.4	80	66	18	406	3.4
Tideback, Molly	1989-90	32	158-318	.497	—	—	90-125	.720	140	4.4	19	33	24	406	12.7
Tomich, Laura	1996-97	30	15-51	.294	6-22	.273	8-12	.667	16	0.5	17	10	0	44	1.5
Trapnell, Leslie	1975-76	46	147-329	.447	—	—	79-137	.577	313	6.8	29	101	13	373	8.1
Tukiainen, Erica	2007-10	128	267-672	.397	103-265	.389	119-168	.708	279	2.2	109	86	24	756	5.9
VandeLagemaat, Herma	1985	24	21-46	.457	—	—	13-24	.542	111	4.6	9	7	12	55	2.3
VanEmbricqs, Sandra	1987-90	103	467-980	.476	—	—	258-442	.548	811	7.9	128	258	95	1192	11.6
VanHelvoort, Marja	1984	29	159-283	.562	—	—	74-115	.643	195	6.7	20	25	17	392	13.5
VanOostveen, Gene	1991-93	60	44-95	.463	—	—	30-50	.600	129	2.2	17	18	7	118	2.0
Veasley, Aisha	1995-98	110	204-472	.432	0-3	.000	127-226	.562	417	3.8	98	186	22	535	4.9
Veasley, Jamila	2001-04	115	103-285	.361	1-3	.333	47-102	.461	408	3.5	62	90	33	254	2.2
Walker, Markel	2010-13	123	494-1165	.424	28-124	.226	323-484	.667	925	7.5	467	262	29	1339	10.9
Williams, Dominique	2014-17	81	11-29	.379	4-18	.222	8-19	.421	97	1.2	65	24	2	34	0.4
Williams, Jerica	2007	29	13-40	.325	6-20	.300	6-7	.857	22	0.8	7	10	0	38	1.3
Williams, Mariah	2010-13	125	151-399	.378	10-39	.256	64-106	.604	161	1.3	236	93	4	376	3.0
Williams, Natalie	1991-94	89	745-1411	.528	—	—	323-511	.632	1137	12.8	101	226	97	1813	20.4
Willie, Debbie	1978-81	125	551-1178	.468	—	—	98-162	.605	455	3.6	314	164	12	1200	9.6
Willis, Lisa	2003-06	119	610-1443	.423	256-710	.361	201-265	.758	645	5.4	251	372	57	1677	14.1
Winn, Brianna	2002	25	37-153	.242	17-88	.193	26-44	.591	30	1.2	15	14	1	117	4.7
Wootton, Michele	1987-90	112	294-702	.419	—	—	249-390	.638	534	4.8	174	126	19	837	7.5
Wortman, Jane	1975	22	23-83	.277	—	—	18-31	.581	27	1.2	27	39	0	60	2.7
Wright, Charlene	1975-76	36	31-101	.307	—	—	14-31	.452</							

YEAR-BY-YEAR TEAM STATISTICS

Year	G	FG-A	Pct.	3FG-A	Pct.	FT-A	Pct.	REB	Avg.	PF/DQ	A	TO	BS	S	PTS	Avg.
2021-22	31	760-1889	.402	185-566	.327	359-468	.767	1149	37.1	525/16	421	400	105	215	2064	66.6
Opponents		661-1697	.390	200-551	.363	383-538	.712	1070	34.5	504/8	378	469	72	197	1905	61.5
2020-21	23	583-1456	.400	153-452	.338	323-442	.397	913	39.7	368/7	332	273	63	213	1642	71.4
Opponents		482-1230	.392	126-418	.301	250-363	.334	768	33.4	389/5	247	397	84	132	1340	58.3
2019-20	31	826-2115	.391	184-649	.284	416-567	.734	1290	41.6	562/9	497	374	98	295	2252	72.6
Opponents		688-1759	.391	171-559	.306	371-530	.700	1186	38.3	571/0	373	568	81	170	1918	61.9
2018-19	35	957-2312	.414	175-571	.306	492-670	.734	1456	41.6	603/8	487	456	146	261	2581	73.7
Opponents		881-2104	.419	214-677	.316	431-604	.714	1249	35.7	604/0	510	533	118	219	2407	68.8
2017-18	35	992-2313	.429	212-626	.339	445-622	.715	1,450	41.4	614/5	572	434	144	335	2,641	75.5
Opponents		792-2007	.395	218-661	.330	421-595	.708	1,229	35.1	550/15	472	567	81	224	2,223	63.5
2016-17	34	915-2220	.412	216-708	.305	474-666	.712	1,363	40.1	597/13	516	402	170	343	2,520	74.1
Opponents		776-1997	.389	207-628	.330	409-598	.684	1,297	38.1	566/13	433	586	89	215	2,168	63.8
2015-16	35	963-2342	.411	149-456	.327	508-732	.694	1,506	43.0	656/15	466	511	166	346	2,583	73.8
Opponents		808-2188	.369	172-664	.259	451-636	.709	1,395	39.9	623/16	438	633	89	234	2,239	64.0
2014-15	37	906-2268	.399	160-479	.334	474-720	.658	1,502	40.6	667/12	451	584	182	319	2,446	66.1
Opponents		855-228	.384	246-765	.322	504-698	.722	1,451	39.2	614/9	509	589	113	256	2,460	66.5
2013-14	31	714-1856	.385	121-397	.305	427-636	.671	1,150	37.1	551/21	402	430	117	248	1,976	63.7
Opponents		766-1851	.414	184-568	.324	409-585	.699	1,279	41.3	580/15	471	506	87	221	2,125	68.5
2012-13	34	879-2084	.422	100-329	.304	436-632	.690	1,460	42.9	593/4	556	609	103	338	2,294	67.5
Opponents		723-1980	.365	163-566	.288	443-649	.683	1,215	35.7	562/9	380	612	109	301	2,052	60.4
2011-12	30	705-1798	.392	107-369	.290	346-513	.674	1,137	37.9	520/14	369	497	103	264	1,863	62.1
Opponents		690-1750	.394	138-486	.284	365-528	.691	1,168	38.9	477/4	392	533	82	221	1,883	62.8
2010-11	33	832-1871	.445	68-251	.271	434-661	.657	1,229	37.2	523/6	484	559	77	420	2,166	65.6
Opponents		629-1633	.385	173-566	.306	395-548	.721	1,014	30.7	543/13	375	717	83	265	1,826	55.3
2009-10	34	879-1999	.440	126-366	.344	421-641	.657	1,332	39.2	657/9	485	601	107	362	2,307	67.9
Opponents		649-1748	.371	169-552	.306	489-685	.714	1,103	32.4	584/	388	689	104	248	1,956	57.5
2008-09	31	762-1850	.412	107-318	.336	434-649	.669	1,269	40.9	607/7	382	620	90	333	2,065	66.6
Opponents		666-1661	.401	146-456	.320	431-597	.722	999	32.2	588/22	380	641	103	255	1,909	61.6
2007-08	31	786-1945	.404	96-301	.319	415-654	.635	1,309	42.4	599/11	401	586	102	317	2,083	67.2
Opponents		716-1876	.382	183-552	.332	441-613	.719	1,236	39.9	565/21	424	614	112	254	2,056	66.3
2006-07	32	808-1887	.428	131-365	.359	422-621	.680	1,282	40.1	612/10	453	628	90	244	2,169	67.8
Opponents		831-1989	.418	167-538	.310	415-555	.748	1,135	35.5	589/19	497	508	80	257	2,244	70.1
2005-06	32	943-2072	.455	161-440	.366	428-636	.673	1,266	39.6	621/16	555	441	94	334	2,475	77.3
Opponents		823-1972	.417	168-530	.317	456-655	.696	1,226	38.3	576/12	478	591	80	254	2,270	70.9
2004-05	28	743-1822	.408	148-435	.340	383-534	.717	1,087	38.8	498/9	404	441	81	333	2,017	72.0
Opponents		667-1666	.400	194-590	.329	376-530	.709	1,140	40.7	477/5	421	591	77	217	1,904	68.0
2003-04	30	754-1855	.406	150-449	.334	354-501	.707	1,115	37.2	513/10	425	497	55	369	2,012	67.1
Opponents		687-1674	.410	184-536	.343	357-520	.687	1,136	37.9	503/8	411	616	66	243	1,915	63.8
2002-03	29	793-1907	.416	147-468	.314	384-536	.716	1,061	36.6	533/10	409	454	59	383	2,117	73.0
Opponents		716-1716	.417	148-478	.310	365-548	.666	1,217	42.0	496/10	408	653	86	193	1,945	67.1
2001-2002	29	623-1825	.341	94-367	.256	372-583	.638	1,146	39.5	574/11	329	563	68	286	1,712	59.0
Opponents		717-1739	.412	190-534	.356	446-641	.696	1,289	44.4	556/11	464	653	129	232	2,070	71.4
2000-2001	29	664-1824	.364	89-334	.266	362-597	.606	1,089	37.6	571/24	297	563	72	324	1,779	61.3
Opponents		740-1685	.439	147-451	.326	448-644	.696	1,280	44.1	580/9	459	653	119	239	2,075	71.6
1999-2000	29	804-1826	.440	97-300	.323	453-689	.657	1,209	41.7	579/9	421	598	82	321	2,158	74.4
Opponents		733-1845	.397	140-492	.285	439-650	.675	1,147	39.6	577/20	428	593	58	268	2,045	70.5
1998-99	34	1081-2272	.476	92-281	.327	642-905	.709	1,473	43.3	690/20	565	692	86	435	2,896	85.2
Opponents		881-2200	.400	158-561	.282	559-826	.677	1,303	38.3	714/22	488	763	91	306	2,479	72.9
1997-98	29	872-1835	.475	81-229	.354	492-737	.668	1,167	40.2	619/10	473	631	86	342	2,317	79.9
Opponents		726-1737	.418	149-476	.313	513-738	.695	1,054	36.3	605/14	385	682	63	307	2,114	72.9
1996-97	27	701-1556	.451	59-177	.333	443-661	.670	1,087	40.3	595/27	353	684	69	339	1,904	70.5
Opponents		637-1531	.416	141-438	.322	465-696	.668	941	34.9	563/17	401	665	68	262	1,880	69.9
1995-96	27	762-1732	.440	88-310	.284	340-575	.591	1,018	37.7	535/14	439	583	48	343	1,952	72.3
Opponents		728-1598	.456	108-342	.316	419-610	.687	1,075	39.8	488/10	447	669	61	293	1,983	73.4
1994-95	27	704-1674	.421	89-289	.308	331-574	.577	1,136	42.1	515/8	395	617	39	266	1,828	67.7
Opponents		747-1758	.425	106-354	.299	340-531	.640	1,113	41.2	538/17	422	566	71	305	1,940	71.9
1993-94	27	839-1889	.444	75-210	.357	360-623	.578	1,189	44.0	491/5	419	609	70	350	2,113	78.3
Opponents		751-1765	.426	97-327	.297	396-560	.707	1,127	41.7	515/12	432	665	56	290	1,995	73.9
1992-93	27	754-1839	.410	70-199	.352	404-575	.703	1,147	42.5	531/19	389	511	62	311	1,982	73.4
Opponents		731-1657	.441	105-288	.365	352-570	.618	1,083	40.1	486/15	415	608	96	255	1,919	71.1
1991-92	31	962-2187	.440	58-191	.304	490-730	.671	1,432	46.2	611/9	470	604	100	350	2,472	79.7
Opponents		865-2094	.413	91-294	.310	423-634	.667	1,304	42.1	631/19	444	685	70	319	2,244	72.4
1990-91	28	853-2014	.424	91-233	.391	457-662	.690	1,315	47.0	607/18	378	606	65	292	2,254	80.5
Opponents		808-1892	.427	85-292	.291	512-739	.693	1,191	42.5	583/22	440	583	83	318	2,213	79.0
1989-90	29	806-1903	.424	58-178	.326	419-679	.617	1,222	42.1	566/17	368	574	74	311	2,089	72.0
Opponents		777-1832	.424	83-241	.344	430-624	.689	1,227	42.3	591/21	424	636	72	248	2,067	71.3

YEAR-BY-YEAR TEAM STATISTICS

Year	G	FG-A	Pct.	3FG-A	Pct.	FT-A	Pct.	REB	Avg.	PF/D	A	TO	BS	S	PTS	Avg.
1988-89	28	740-1758	.421	32-115	.278	449-686	.655	1,209	43.2	616/25	392	653	77	294	1,961	70.0
Opponents		734-1751	.419	54-197	.274	478-700	.683	1,117	39.9	585/23	413	582	49	305	2,000	71.4
1987-88	30	851-1917	.444	3-17	.176	447-658	.679	1,306	43.5	579/15	442	625	63	289	2,152	71.7
Opponents		799-1863	.429	47-166	.283	371-582	.637	1,081	36.0	591/27	456	584	74	273	2,016	67.2
1986-87	28	784-1797	.436			400-645	.620	1,240	44.3	605/22	328	578	73	257	1,968	70.3
Opponents		740-1760	.420			413-624	.662	1,076	38.4	579/28	416	545	75	286	1,893	67.6
1985-86	28	784-1759	.446			288-470	.613	1,106	39.5	565/15	414	558	50	224	1,856	66.3
Opponents		760-1689	.450			398-590	.675	1,049	37.5	520/9	462	529	83	289	1,918	68.5
1984-85	30	904-2002	.452			370-610	.607	1,339	44.6	584/21	502	604	66	336	2,178	72.6
Opponents		815-1827	.446			363-576	.630	1,127	37.6	565/14	492	643	94	313	1,993	66.4
1983-84	29	916-1867	.491			381-596	.639	1,160	40.0	578/16	515	603	90	299	2,213	76.3
Opponents		799-1804	.443			390-615	.634	1,052	36.3	553/18	435	610	84	327	1,988	68.6
1982-83	29	908-2032	.447			344-553	.622	1,261	43.5	560/14	476	564	65	329	2,160	74.5
Opponents		804-1816	.443			353-556	.635	1,121	38.7	522/22	451	715	97	306	1,961	67.6
1981-82	30	906-1956	.463			414-650	.636	1,253	41.8	599/13	518	634	90	345	2,226	74.2
Opponents		820-1848	.444			479-686	.698	1,098	36.6	577/18	469	626	113	314	2,119	70.6
1980-81	36	1214-2356	.515			515-810	.636	1,499	41.6	656/10	722	812	108	435	2,943	81.8
Opponents		1093-2443	.447			373-615	.607	1,320	36.7	708/28	667	775	89	424	2,559	71.1
1979-80	30	1036-2154	.481			405-571	.709	1,325	44.2	585/13	589	633	49	360	2,477	82.6
Opponents		884-1968	.449			417-613	.680	1,122	37.4	564/25	528	640	87	337	2,185	72.8
1978-79	34	1194-2455	.486			419-588	.713	1,424	41.9	651/18	636	703	94	325	2,807	82.6
Opponents		1064-2378	.447			441-656	.672	1,333	39.2	572/15	585	700	92	339	2,569	75.6
1977-78	30	1216-2404	.506			453-674	.672	1,471	49.0	531/15	621	608	76	408	2,885	96.2
Opponents		860-2177	.395			329-497	.662	1,150	38.3	596/21	423	773	82	236	2,049	68.3
1976-77	23	804-1761	.457			408-598	.682	1,170	50.9	495/17	408	473	76	522	2,016	87.7
Opponents		518-1458	.355			338-528	.640	924	40.2	502/28	243	622	63	357	1,374	59.7
1975-76	23	778-1815	.429			342-560	.611	1,117	48.6	453/13	417	515	47	464	1,898	82.5
Opponents		554-1491	.372			272-427	.637	952	41.4	502/22	227	698	50	223	1,380	60.0
1974-75	24	792-1900	.416			284-491	.578	1,093	45.5	498/14	389	531	78	628	1,879	78.3
Opponents		---	---			---	---	---	---	---	---	---	---	---	980	40.8

ALL-TIME GAME-BY-GAME RESULTS

2021-22

Record: 18-13; 8-8 Pac-12, 7th
 Head Coach: Cori Close
 Pre-season AP/USA Today ranking: 20/14

Date	Rank*	Opponent (Rank)	Result
N10	(20/14)	Pepperdine	W, 78-69
N18	(20/14)	CSUN	W, 73-46
N21	(20/14)	Virginia	W, 69-57
N26	(19/15)	Kent State ¹	L, 69-75
N27	(19/15)	South Dakota State ¹	L, 66-76
N28	(19/15)	St. John's ¹	W, 73-65
D5	(RV/24)	San Jose State	W, 112-33
D11	(RV/25)	UConn ² (3/2)	L, 61-71
D16		Texas Southern	Canceled
D19		Ohio State	Canceled
D21		CSU Bakersfield	Canceled
D31		Arizona State	Postponed
J7		@ Utah	Postponed
J9		@ Colorado	L, 63-71
J14		Washington	W, 63-48
J16		Washington State	W, 71-58
J20		USC	W, 66-43
J23		@ USC	W, 68-58
J26		Arizona (8/8)	L, 63-74
J28		@ Oregon	L, Forfeit
J30		@ Oregon State	L, 58-72
F2		Stanford	L, 48-76
F6		California	W, 59-54
F11		@ Washington State	L, 65-66
F13		@ Washington	W, 69-61
F16		@ Oregon	L, 53-67
F18		Colorado	L, 54-67
F20		Utah	L, 70-75
F24		@ Arizona	W, 64-46
F26		@ Arizona State	W, 59-52
M2		USC*	W, 73-60
M3		Oregon*	L, 60-63
M18		UC Irvine**	W, 61-48
M20		Air Force**	W, 61-45
M24		@ Wyoming**	W, 82-81 (30T)
M27		@ Oregon State**	W, 74-66
M31		@ South Dakota State**	L, 59-62

¹ Gulf Coast Showcase in Estero, Fla.
² Never Forget Classic in Newark, N.J.
 *Pac-12 Tournament in Las Vegas
 **WNIT

2020-21

Record: 17-6; 12-4 Pac-12, 3rd
 Head Coach: Cori Close
 Final AP/USA Today ranking: N/A/12th
 Pre-season AP/USA Today ranking: 9th/10th

Date	Rank*	Opponent (Rank)	Result
N25	(9/10)	CAL STATE FULLERTON	W, 98-59
N29	(9/10)	@ Pepperdine	Canceled
D4	(9/no poll)	@ Arizona (7)	L, 65-68
D6	(9/no poll)	@ Arizona State	W, 63-59
D9	(11/11)	UCSB	W, 102-45
D13	(11/11)	@ USC	W, 73-52
D19	(11/11)	CALIFORNIA	W, 71-37
D21	(11/11)	STANFORD (1)	L, 49-61
J1	(11/12)	@ Oregon State	Canceled
J3	(11/12)	@ Oregon (8)	W, 73-71
J8	(9/9)	COLORADO	Canceled
J10	(9/9)	UTAH	W, 92-67
J15	(8/8)	WASHINGTON	Canceled
J17	(8/8)	WASHINGTON STATE (25)	W (OT), 68-66
J22	(6/6)	vs. Stanford (5) (@Santa Cruz)	W, 70-66
J24	(6/6)	@ California	Canceled
J29	(5/5)	ARIZONA STATE	W, 60-57
J31	(5/5)	ARIZONA	Canceled
F5	(5/4)	@ Washington State	L, 63-67
F7	(5/4)	@ Washington	W, 84-50
F12	(8/7)	@ Utah	W, 69-58
F14	(8/7)	@ Colorado	Canceled
F19	(8/9)	OREGON (13)	W, 83-56
F21	(8/9)	OREGON STATE	L, 64-71
F28	(10/10)	USC	W, 93-51
M4	(9/9)	vs. Washington*	W, 58-46
M5	(9/9)	vs. Arizona*	W, 58-49
M7	(9/9)	vs. Stanford*	L, 55-75
M22	(9/9)	vs. Wyoming** (@ Austin)	W, 69-48

M24 (9/9) vs. Texas** (@ San Antonio) L, 62-71

*Pac-12 Tournament in Las Vegas
 **NCAA Tournament

2019-20

Record: 26-5; 14-4 Pac-12, 2nd
 Head Coach: Cori Close
 Final AP/USA Today ranking: 10th/9th
 Pre-season AP/USA Today ranking: 11th/11th

**The 2020 NCAA Tournament was canceled due to the coronavirus pandemic.

Date	Rank*	Opponent (Rank)	Result
N5	(11/11)	WEBER STATE	W, 85-45
N9	(11/--)	LOYOLA MARYMOUNT	W, 74-52
N14	(11/--)	LONG BEACH STATE	W, 86-51
N22	(11/11)	NORTHERN COLORADO	W, 92-58
N26	(11/11)	YALE	W, 100-65
N30	(11/11)	vs. UCF (@ Charlottesville)	W, 61-56
D1	(11/11)	@ Virginia	W, 73-62
D7	(11/11)	@ CSUN	W, 58-44
D15	(10/10)	PACIFIC	W, 68-57
D19	(10/10)	@ Georgia	W, 59-50
D22	(10/10)	@ Indiana (12)	W, 68-58
D29	(10/10)	USC	W, 83-59
J3	(10/10)	ARIZONA STATE	W, 68-66
J5	(10/10)	ARIZONA (18)	W, 70-58
J10	(8/9)	@ Utah	W, 84-54
J12	(8/9)	@ Colorado	W, 65-62
J17	(7/8)	@ USC	L (2OT), 68-20
J24	(10/10)	WASHINGTON	W (OT), 85-80
J26	(10/10)	WASHINGTON STATE	W, 66-50
J31	(8/9)	@ Arizona (16)	L, 66-92
F2	(8/9)	@ Arizona State (19)	W, 70-61
F7	(10/10)	@ Stanford (6)	W, 79-69
F9	(10/10)	@ California	W (OT), 74-70
F14	(7/8)	OREGON (3)	L, 66-80
F17	(8/7)	OREGON STATE (15)	W (OT), 83-74
F21	(8/7)	@ Washington State	W, 70-62
F23	(8/7)	@ Washington	L, 68-74
F28	(9/8)	COLORADO	W, 62-52
M1	(9/8)	UTAH	W, 77-54
M6	(8/7)	vs. USC (@ Las Vegas)	W, 73-66
M7	(8/7)	vs. Stanford (@ Las Vegas) (7)	L, 51-67

2018-19

Record: 22-13; 12-6 Pac-12, 4th
 Head Coach: Cori Close
 Final AP/USA Today ranking: 20th/14th
 Pre-season AP/USA Today ranking: RV/23rd

Date	Rank*	Opponent (Rank)	Result
N6	(RV/23)	@ Loyola Marymount	L 63-69
N11	(-/23)	RICE	W 59-50
N14	(-/23)	GEORGIA (14)	W 80-69
N18	(RV/RV)	SETON HALL	W 78-62
N22	(RV/RV)	North Carolina (@ US Virgin Islands)	L 49-83
N23	(RV/RV)	Kentucky (@ US Virgin Islands)	L 74-75 ot
N24	(RV/RV)	South Florida (@ US Virgin Islands) (17)	L 56-60
D2		INDIANA	L 65-67
D7		FRESNO STATE	W 89-80
D16		OKLAHOMA STATE	W 71-59
D19		@ Illinois-Chicago	W 78-47
D28		CAL POLY	W 81-35
D30		@ USC (RV)	W 72-65
J4		@ California (18)	W 84-79 ot
J6		@ Stanford (6)	L 80-86
J11	(-/RV)	OREGON STATE (10)	L 73-83
J 13	(-/RV)	OREGON (5)	L 52-72
J20		USC	L 67-72
J25		@ Arizona State (16)	W 61-59
J 27		@ Arizona	W 98-93 3ot
F1		WASHINGTON STATE	W 83-56
F3		WASHINGTON	W 76-60
F8		@ Colorado	W 64-60
F10		@ Utah (17)	W 100-90
F15	(RV/RV)	STANFORD (10)	L 51-65
F17	(RV/RV)	CALIFORNIA	W 80-74
F22		@ Oregon (2)	W 74-69
F24		@ Oregon State (12)	L 72-75
M1	(RV/RV)	UTAH	W 76-60
M3	(RV/RV)	COLORADO	W 84-50
M8	(25/RV)	Arizona State (@ Las Vegas) (21)	W 73-69

M9 (25/RV) Oregon (@ Las Vegas) (6) L 83-88 ot

NCAA College Park, MD Region - 1st/2nd Rounds
 M23 (20/RV) Tennessee W 89-77
 M25 (20/RV) Maryland (9) W 85-80
 NCAA Albany, NY Regional - Times Union Center
 M25 (20/RV) UConn (2) L 61-69

2017-18

Record: 27-8; 14-4 Pac-12, T3rd
 Head Coach: Cori Close
 Final AP/USA Today ranking: 9th/7th
 Pre-season AP/USA Today ranking: 8th/7th

Date	Rank*	Opponent (Rank)	Result
N10	(8/7)	SAN JOSÉ STATE	W 129-69
N12	(8/7)	PRESBYTERIAN COLLEGE	W 76-40
N18	(8/7)	BAYLOR (3)	W 82-68
N21	(5/4)	UCONN (1)	L 60-78
N24	(5/4)	Kansas State (@ Las Vegas)	W 64-55
N25	(5/4)	Creighton (@ Las Vegas)	W 72-63
N28	(7/7)	UC RIVERSIDE	W 68-48
D3	(7/7)	UC SANTA BARBARA	W 74-44
D8	(7/7)	@ Oklahoma State	L 72-87
D17	(11/12)	@ Seton Hall	W 77-68
D20	(11/12)	@ Fordham	W 67-30
D29	(11/12)	@ Stanford	L 65-76
D31	(11/12)	@ California (20)	W 82-46
J5	(14/14)	OREGON STATE (17)	W 84-49
J7	(14/14)	OREGON (10)	L 61-70
J12	(14/14)	@ Utah	W 81-74
J14	(14/14)	@ Colorado	W 93-55
J19	(13/13)	CALIFORNIA (21)	W 60-52
J21	(13/13)	STANFORD	W 64-53
J26	(13/12)	@ Washington	W 86-69
J28	(13/12)	@ Washington State	W 79-71
F2	(9/9)	USC	W 59-46
F5	(8/7)	@ USC	W 84-70
F9	(8/7)	ARIZONA	W 69-46
F11	(8/7)	ARIZONA STATE (25)	W 71-63
F16	(7/7)	@ Oregon State (15)	L 64-67 ot
F19	(10/10)	@ Oregon (8)	L 94-101 ot
F22	(10/10)	COLORADO	W 73-67
F24	(10/10)	UTAH	W 78-71 ot
M2	(9/9)	California (@ Seattle, WA)	W 77-74
M3	(9/9)	Oregon (@ Seattle, WA) (6)	L 62-65
NCAA Los Angeles, CA Region - 1st/2nd Rounds			
M17	(9/9)	AMERICAN	W 71-60
M19	(9/9)	CREIGHTON	W 86-64
NCAA Kansas City, MO Regional - Sprint Center			
M23	(9/9)	Texas (8)	W 84-75
M25	(9/9)	Mississippi State (4)	L 73-89

2016-17

Record: 25-9; 13-5 Pac-12, 4th
 Head Coach: Cori Close
 Final AP/USA Today ranking: 15th/13th
 Pre-season AP/USA Today ranking: 9th/9th

Date	Rank*	Opponent (Rank)	Result
N11	(9/9)	PACIFIC	W 82-55
N14	(9/11)	@ Baylor (2)	L 70-84
N18	(9/11)	SOUTHERN UNIVERSITY	W 95-47
N20	(9/11)	CAL POLY	W 80-64
N24	(9/10)	Iowa (@ Cancun, Mexico)	W 78-65
N25	(9/10)	Toledo (@ Cancun, Mexico)	W 75-73
D4	(10/9)	HAWAII	W 72-49
D11	(9/9)	MICHIGAN	W 84-64
D14	(9/9)	@ UC Santa Barbara	W 71-52
D18	(9/9)	@ South Carolina (6)	L 57-66
D20	(10/10)	@ North Carolina A&T	W 83-42
D30	(10/10)	UTAH	W 67-56
J1	(10/10)	COLORADO (20)	W 87-74
J6	(9/7)	@ Washington State	L 73-82
J8	(9/7)	@ Washington	L 70-82
J13	(17/13)	OREGON STATE (10)	W 66-56
J15	(17/13)	OREGON	W 79-63
J18	(13/11)	@ USC	W 74-59
J22	(13/11)	USC	W 71-67
J27	(13/12)	ARIZONA STATE (16)	W 69-60
J29	(13/12)	ARIZONA	W 69-49
F3	(13/12)	@ California	L 77-80
F6	(15/12)	@ Stanford (8)	W 85-76
F10	(15/12)	@ Oregon	L 75-84
F12	(15/12)	@ Oregon State (9)	L 61-68
F17	(18/16)	WASHINGTON (9)	W 90-79
F19	(18/16)	WASHINGTON STATE	W 67-48
F24	(15/15)	@ Arizona	W 79-56

ALL-TIME GAME-BY-GAME RESULTS

F26	(15/15)	@ Arizona State	W 55-52
M3	(15/15)	Arizona State (@ Seattle, WA)	W 77-68
M4	(15/15)	Oregon State (@ Seattle, WA) (6)	L 53-63
NCAA Los Angeles, CA Region - 1st/2nd Rounds			
M18	(15/14)	BOISE STATE	W 83-56
M20	(15/14)	TEXAS A&M	W 75-43
NCAA Bridgeport, CT Regional - Webster Bank Arena			
M25	(15/14)	UConn (1)	L 71-86

2015-16

Record: 26-9; 14-4 Pac-12, T3rd

Head Coach: Cori Close

Final AP/USA Today ranking: 10th/12th

Pre-season AP/USA Today ranking: RV/RV

Date	Rank*	Opponent (Rank)	Result
N13		ST. JOHN'S	W 73-58
N20		JAMES MADISON	W 90-61
N22		SOUTH CAROLINA (2)	L 65-68
N27		Louisiana Tech (@ Bahamas)	W 68-57
N28		Notre Dame (@ Bahamas) (3)	L 84-92 ot
D5	(24/-)	CSU BAKERSFIELD	W 82-68
D13	(20/-)	@ Michigan	W 86-77
D16	(19/-)	UC IRVINE	W 83-48
D18	(19/-)	@ Sacramento State	W 109-76
D21	(19/-)	@ California (21)	L 104-108 2ot
D28	(21/-)	@ UC Riverside	W 70-56
D30	(21/-)	USC	W 78-73
J2	(21/-)	OREGON	W 80-69
J4	(15/21)	OREGON STATE (11)	W 71-51
J10	(15/21)	@ USC	L 68-71
J15	(17/23)	@ Washington	L 56-64
J17	(17/23)	@ Washington State	W 75-73
J22	(20/25)	CALIFORNIA	W 75-56
J24	(20/25)	STANFORD (12)	W 56-36
J29	(15/19)	@ Colorado	W 82-64
J31	(15/19)	@ Utah	W 69-63
F5	(14/16)	@ Arizona State (8)	L 61-65
F7	(14/16)	@ Arizona	W 73-39
F12	(14/16)	WASHINGTON STATE	W 73-61
F14	(14/16)	WASHINGTON	W 63-59
F19	(12/14)	@ Oregon	W 77-72
F21	(12/14)	@ Oregon State (7)	L 54-64
F26	(14/15)	ARIZONA	W 80-53
F28	(14/15)	ARIZONA STATE (9)	W 74-61
M4	(12/14)	Arizona (@ Seattle, WA)	W 72-51
M5	(12/14)	California (@ Seattle, WA)	W 73-67 ot
M6	(12/14)	Oregon State (@ Seattle, WA) (8)	L 57-69
NCAA Los Angeles, CA Region - 1st/2nd Rounds			
M19	(10/12)	HAWAII	W 66-50
M21	(10/12)	SOUTH FLORIDA (21)	W 72-67
NCAA Bridgeport, CT Regional - Webster Bank Arena			
M26	(10/12)	Texas (7)	L 64-72

2014-15

Record: 19-18; 8-10 Pac-12, 6th

Head Coach: Cori Close

Championship Won: Postseason WNIT

Pre-season AP/USA Today ranking: RV/-

Date	Rank*	Opponent (Rank)	Result
N14		@ James Madison	L 87-91 ot
N16		@ North Carolina (13)	L 68-84
N23		TEXAS (10/13)	L 65-75
N28		NEBRASKA (15)	L 66-71
D2		CINCINNATI	W 66-58
D10		UC RIVERSIDE	W 57-43
D12		SACRAMENTO STATE	W 92-83
D18		Miami (@ New Orleans, LA)	L 67-74
D19		Samford (@ New Orleans, LA)	W 71-52
D21		Connecticut (@ Uncasville, CT) (2)	L 50-86
D28		NOTRE DAME (4)	L 67-82
D30		@ USC	W 59-52
J3		OREGON STATE (13)	L 47-65
J5		OREGON	L 46-52
J9		@ Utah	W 49-46
J11		@ Colorado	W 90-84
J18		USC	W 71-60
J23		STANFORD (11/16)	L 70-79
J25		CALIFORNIA	L 57-72
J31		@ Oregon	L 65-67
F2		@ Oregon State (7)	L 64-82
F6		COLORADO	W 72-65
F8		UTAH	W 58-45
F12		@ California	L 64-70
F15		@ Stanford (19)	L 50-68

F20		ARIZONA STATE (12/13)	L 56-68
F22		ARIZONA	W 75-41
F26		@ Washington State	W 74-69
F28		@ Washington	L 61-74
M5		Arizona (@ Seattle, WA)	W 80-62
M6		Stanford (@ Seattle, WA) (19)	L 62-67

Postseason Women's National Invitation Tournament - Champion			
M19		CSU BAKERSFIELD	W 70-54
M22		@ San Diego	W 63-58
M26		NORTHERN COLORADO	W 74-60
M29		SAINT MARY'S	W 82-66
M1		@ Michigan	W 69-65
A4		@ West Virginia	W 62-60

2013-14

Record: 13-18; 7-11 Pac-12, 8th

Head Coach: Cori Close

Pre-season AP/USA Today ranking: RV/25th

Date	Rank*	Opponent (Rank)	Result
N8	(-/25)	@ Nebraska (12)	L 49-77
N11		PEPPERDINE	W 82-78
N17		NORTH CAROLINA (12)	L 68-78
N24		OKLAHOMA (10)	W 82-76
N29		James Madison (@ Naples, FL)	L 67-77
N30		Grand Canyon (@ Naples, FL)	W 49-67
D1		North Carolina State (@ Naples, FL)	L 48-67
D7		@ Notre Dame (4)	L 48-90
D15		@ San Diego State	W 56-55
D20		@ Minnesota	W 58-55
D21		Auburn (@ Minneapolis, MN)	L 60-66
D28		CAL POLY	W 96-89
D30		USC	L 54-56
J3		UTAH	W 55-38
J5		COLORADO (12)	L 59-61
J10		@ Arizona	W 67-61
J12		@ Arizona State (23)	L 57-59
J17		OREGON	W 88-83
J20		OREGON STATE	W 66-63
J24		@ Stanford (4)	L 55-72
J26		@ California (16)	L 53-69
J31		WASHINGTON	L 58-70
F2		WASHINGTON STATE	W 79-72
F8		@ USC	L 54-69
F14		@ Oregon State	L 54-70
F17		@ Oregon	W 103-83
F21		CALIFORNIA (18)	L 72-77
F23		STANFORD (4/5)	L 56-65
F28		@ Colorado	L 42-62
M2		@ Utah	W 62-52
M6		Colorado (@ Seattle, WA)	L 65-76

2012-13

Record: 26-8; 14-4 Pac-12, 3rd

Head Coach: Cori Close

Final AP/USA Today ranking: 11th/15th

Pre-season AP/USA Today ranking: RV/RV

Date	Rank*	Opponent (Rank)	Result
N10		SAN DIEGO STATE	W 66-52
N14		@ Oklahoma (11)	W 86-80
N23	(19/22)	NOTRE DAME (5)	L 64-76
N25	(19/22)	PRINCETON	W 65-52
D2	(19/21)	LOYOLA MARYMOUNT	W 86-66
D8	(17/19)	Texas (@ Houston, TX) (12)	W 62-42
D15	(14/17)	Saint Mary's (@ Jamaica, NY)	W 76-62
D16	(14/17)	@ St. John's	W 53-52 ot
D20	(12/16)	CAL STATE NORTHRIDGE	L 72-77
D28	(17/18)	@ Pepperdine	W 77-46
D31	(16/17)	SAINT JOSEPH'S	W 73-65
J4	(16/17)	@ Oregon	W 89-80
J6	(16/17)	@ Oregon State	W 68-64
J11	(14/15)	WASHINGTON STATE	W 78-52
J13	(14/15)	WASHINGTON	W 85-68
J18	(14/15)	@ Stanford (6)	L 49-75
J20	(14/15)	@ California (7)	L 65-70
J25	(19/20)	ARIZONA	W 73-57
J27	(19/20)	ARIZONA STATE	W 54-50
F1	(18/19)	COLORADO (22)	W 62-46
F3	(18/19)	UTAH	W 70-42
F8	(17/17)	@ Washington	W 65-61
F10	(17/17)	@ Washington State	W 80-65
F15	(15/16)	CALIFORNIA (6)	L 51-79
F17	(15/16)	STANFORD (4)	L 57-68
F19	(17/16)	@ USC	W 68-54
F24	(17/16)	USC	W 63-58

M1	(17/16)	@ Arizona State	W 58-50
M3	(17/16)	@ Arizona	W 68-57
M8	(14/13)	Utah (@ Seattle, WA)	W 54-43
M9	(14/13)	California (@ Seattle, WA) (5)	W 70-58
M10	(14/13)	Stanford (@ Seattle, WA) (4)	L 49-51
NCAA Columbus, OH Region - 1st/2nd Rounds			
M23	(11/12)	Stetson (@ Columbus, OH)	W 66-49
M25	(11/12)	Oklahoma (@ Columbus, OH)	L 72-85

2011-12

Record: 14-16; 9-9 Pac-12, T5th

Head Coach: Cori Close

Pre-season AP/USA Today ranking: 22nd/-

Date	Rank*	Opponent (Rank)	Result
N11	(22/-)	McNEESE STATE (pre-WNIT)	W 67-59
N13	(22/-)	TENNESSEE TECH (pre-WNIT)	W 74-52
N17	(22/-)	@ Baylor (1)	L 50-83
N25	(25/-)	West Virginia (@Northridge, CA)	L 54-63
N26	(25/-)	Colgate (@Northridge, CA)	W 68-48
N30		SAN DIEGO STATE	W 78-71
D4		@ LMU	W 84-43
D13		@ LSU	L 41-58
D17		TENNESSEE (6)	L 64-85
D20		@ Temple	L 53-59
D22		@ St. Joseph's	L 60-64
D29		CALIFORNIA	W 60-55
D31		STANFORD (4)	L 50-77
J5		@ Arizona	L 66-74
J7		@ Arizona State	W 64-48
J14		USC	L 43-47
J19		OREGON STATE	W 69-60
J21		OREGON	L 62-83
J26		at Utah	W 65-60
J29		at Colorado	W 62-54 ot
F2		WASHINGTON	W 79-73 ot
F4		WASHINGTON STATE	W 73-52
F9		@ California	L 58-67
F12		@ Stanford (4)	L 59-82
F19		@ USC	L 54-66
F23		ARIZONA STATE	W 53-38
F25		ARIZONA	W 72-58
M1		@ Washington State	L 65-76
M3		@ Washington	L 59-67
M7		Arizona (@ Galen Center)	L 57-61

2010-11

Record: 28-5; 16-2 Pac-10, 2nd

Head Coach: Nikki Caldwell

Final AP/USA Today ranking: 8th/13th

Pre-season AP/USA Today ranking: 16th/15th

Date	Rank*	Opponent (Rank)	Result
N12	(16/15)	@ San Diego State	W 55-48
N14	(16/15)	UC SANTA BARBARA	W 66-52
N18	(15/15)	@ Notre Dame (12)	W 86-83 2ot
N21	(15/15)	UC DAVIS	W 65-49
N28	(13/13)	TEMPLE	W 71-61
D3	(13/13)	@ LMU	W 67-43
D5	(13/13)	MONTANA STATE	W 54-44
D12	(10/10)	@ St. Mary's	W 75-59
D19	(9/9)	Hawaii (@ Hilo, HI)	W 72-44
D20	(9/9)	East Carolina (@Hilo, HI)	W 81-67
D28	(8/9)	LSU	L 53-55
D31	(8/9)	@ Washington	W 60-48
J2	(8/9)	@ Washington State	W 80-55
J8	(12/11)	USC	W 61-42
J13	(10/9)	OREGON STATE	W 58-46
J15	(10/9)	OREGON	W 87-57
J20	(8/8)	@ Stanford (4)	L 38-64
J22	(8/8)	@ California	W 65-56
J27	(11/10)	ARIZONA STATE	W 70-60
J29	(11/10)	ARIZONA	W 70-60
F6	(10/9)	@ USC	W 74-67
F10	(9/9)	@ Oregon	W 75-48
F12	(9/9)	@ Oregon State	W 58-48
F18	(9/9)	CALIFORNIA	W 63-48
F20	(11/9)	STANFORD (3)	L 53-67
F24	(1/9)	@ Arizona	W 74-70
F26	(9/9)	@ Arizona State	W 61-45
M3	(9/9)	WASHINGTON	W 60-42
M5	(9/9)	WASHINGTON STATE	W 66-48
M11	(7/9)	California (@ Staples Center)	W 63-50
M12	(7/9)	Stanford (2) (@ Staples Center)	L 55-64
NCAA Spokane, WA Region - 1st/2nd Rounds			
M19	(8/9)	Montana (@ Gonzaga)	W 55-47

ALL-TIME GAME-BY-GAME RESULTS

M 21 (8/9) @ Gonzaga (19) L 75-89

2009-10

Record: 25-9; 15-3 Pac-10, 2nd
Head Coach: Nikki Caldwell
Final AP/USA Today ranking: 22nd/23rd

Date	Rank*	Opponent (Rank)	Result
N14		Illinois State (@ Iowa City)	L 55-61
N15		Santa Clara (@ Iowa City)	W 77-51
N19		HAWAII	W 98-52
N21		Utah (@San Diego)	W 69-33
N25		PRINCETON	W 69-59
N28		@ Tennessee (6)	L 47-61
D3		@ Kansas (24)	L 49-54
D15		@ UC Santa Barbara	W 61-49
D18		TEXAS TECH	L 58-59
D21		ST. MARY'S	W 83-58
D28		LMU	W 73-52
J1		@ Arizona	W 67-58
J3		@ Arizona State (19)	W 74-56
J8		CALIFORNIA	W 57-46
J10		STANFORD (2)	L 61-65
J17		@ USC	L 63-70
J21		Washington State	W 59-56
J23		Washington	W 69-65
J28		OREGON	W 104-80
J30		OREGON STATE	W 70-44
F4		@ Stanford (2)	L 53-74
F6		@ California	W 44-32
F13		USC	W 74-56
F18		WASHINGTON	W 73-55
F20		WASHINGTON STATE	W 93-58
F25		@ Oregon State	W 74-53
F27		@ Oregon	W 91-75
M4	(-/25)	ARIZONA STATE	W 63-59
M6	(-/25)	ARIZONA	W 70-61
M12	(23/23)	Oregon State (@ Galen Center)	W 60-44
M13	(23/23)	USC (@ Galen Center)	W
59-53	M14 (23/23)	Stanford (2) (@ Galen Center)	L 46-70

NCAA Kansas City, MO Region - 1st/2nd Rounds

M21	(22/22)	N.C. State (@ Minneapolis, MN)	W 74-54
M 23	(22/22)	Nebraska (4) (@ Minneapolis, MN)	L 70-83

2008-09

Record: 19-12; 9-9 Pac-10, T4th
Head Coach: Nikki Caldwell

Date	Rank*	Opponent (Rank)	Result
N16		CAL ST. FULLERTON	W 78-62
N18		PEPPERDINE	W 66-55
N23		@ Maryland (11)	L 65-88
N26		@ Cal Poly SLO	W 57-48
N30		CAL STATE NORTHRIDGE	W 96-53
D3		CSU BAKERSFIELD	W 104-57
D7		NEVADA	W 62-47
D14		SAN DIEGO	W 95-58
D17		@ Rice	W 82-64
D21		KANSAS	W 67-64
D29		@ Texas Tech	L 62-72
J2		OREGON STATE	W 60-53
J4		OREGON	L 56-73
J11		USC	W 87-75
J15		@ Arizona State	L 44-68
J17		@ Arizona	W 48-38
J22		WASHINGTON STATE	W 83-48
J24		WASHINGTON	W 74-66
J29		@ California (7)	L 48-64
F1		@ Stanford (9)	L 51-68
F8		@ USC	L 76-87
F12		ARIZONA	W 58-39
F14		ARIZONA STATE	L 66-69
F20		@ Washington	L 49-59
F22		@ Washington State	W 65-50
F27		STANFORD (3)	L 58-69
M1		CALIFORNIA (4)	W 71-56
M5		@ Oregon	W 70-69
M7		@ Oregon State	L 58-61
M13		Oregon State (@ Galen Center)	W 62-56
M14		Stanford (2) (@ Galen Center)	L 47-73

2007-08

Record: 16-15; 10-8 Pac-10, T4th
Head Coach: Kathy Olivier

Date	Rank*	Opponent (Rank)	Result
N16		@ CS Northridge	W 81-69
N18		RICE	W 79-71
N20		CAL POLY SLO	W 107-83
N25		MARYLAND (3)	L 75-79
N 28		@ Pepperdine	L 79-91
D1		Idaho State (@Reno)	L 64-79
D2		Southern (@Reno)	W 79-52
D8		@ San Diego	L 57-63
D15		@ BYU	L 58-68
D19		TENNESSEE (1)	L 70-82
D21		UC RIVERSIDE	W 71-60
D28		@ Arizona State (24)	L 59-62
D30		@ Arizona	W 68-59
J4		STANFORD (2)	W 69-56
J6		CALIFORNIA	L 70-73 ot
J10		@ Washington	W 59-57
J12		@ Washington State	W 76-56
J19		@ USC	L 56-64
J24		OREGON	W 63-59
J26		OREGON STATE	W 74-70
J31		@ California (9)	L 53-67
F2		@ Stanford (7)	L 62-75
F8		WASHINGTON STATE	W 68-56
F10		WASHINGTON	W 75-68
F17		USC	L 36-49
F21		@ Oregon State	W 55-52
F23		@ Oregon	L 55-66
F28		ARIZONA STATE	L 67-73
M1		ARIZONA	W 80-70
M8		USC (@ San Jose)	W 73-52
M9		Stanford (6) (@ San Jose)	L 45-78

2006-07

Record: 14-18; 7-11 Pac-10, 7th
Head Coach: Kathy Olivier
Pre-season AP/USA Today ranking: 23rd/23rd

Date	Rank*	Opponent (Rank)	Result
N12	(23/23)	UC SANTA BARBARA	W 87-62
N16	(20/21)	@ Tennessee (4)	L 60-83
N18	(20/21)	@ UC Riverside	W 70-60
N21	(21/19)	OKLAHOMA (3)	L 68-77
N 24	(21/19)	Gonzaga (@ Hawaii)	L 57-62
N 25	(21/19)	Sacramento St. (@ Hawaii)	W 87-64
N 26	(21/19)	Texas Tech (@ Hawaii)	L 60-75
N 30		@ Cal St. Fullerton	W 84-74
D4		@ UC Irvine	W 66-62
D8		Delaware St. (@ New Mexico)	W 64-54
D9		@ New Mexico (23)	L 63-72
D17		BAYLOR (9)	L 70-83
D20		CALIFORNIA (15)	W 77-68 ot
D22		STANFORD (14)	L 59-68
D29		@ Washington State	W 74-71
D31		@ Washington	L 67-72
J5		OREGON STATE	L 52-56
J7		OREGON	W 77-70
J13		USC	L 72-75
J18		@ Arizona State (10)	L 52-92
J20		@ Arizona	W 76-73
J26		WASHINGTON	W 73-67
J28		WASHINGTON ST.	W 73-70
F1		@ Oregon	L 60-76
F3		@ Oregon State	W 75-65
F10		@ USC	L 55-62
F15		ARIZONA	L 63-66
F18		ARIZONA STATE (10)	L 69-80
F22		@ Stanford (8)	L 54-65
F24		@ California	L 69-88
M2		Washington St. (@ San Jose)	W 72-58
M3		Arizona State (10) (@ San Jose)	L 64-74

2005-06

Record: 21-11; 12-6 Pac-10, 3rd
Head Coach: Kathy Olivier
Championship Won: Pac-10 Conf. Tournament
Final AP/USA Today ranking: 21st/18th

Date	Rank*	Opponent (Rank)	Result
N18		@ Baylor (6)	L 85-93
N22		BYU	L 67-71
N25		Georgia (11) (@ Loyola Tny.)	W 84-64
N26		Charlotte (@ Loyola Tny.)	W 87-71
N 30	(23/-)	UC IRVINE	W 92-54

D3	(23/-)	@ Clemson	W 76-63
D5	(22/25)	@ Oklahoma (16)	L 78-83
D8	(22/25)	PEPPERDINE	W 95-56
D17	(24/24)	@ UC Santa Barbara	L 81-90 ot
D20		OREGON	W 82-63
D22		OREGON STATE	W 79-64
D30		@ California	L 58-65
J1		@ Stanford (16)	L 68-91
J6		ARIZONA	W 84-77
J8		ARIZONA STATE (9)	W 77-69
J12		@ Washington (25)	L 75-96
J14		@ Washington State	W 73-63
J21		@ USC	L 70-73
J27		STANFORD (11)	W 90-80
J29		CALIFORNIA	W 90-87 ot
F2		@ Arizona State (18)	L 70-87
F4		@ Arizona	W 90-64
F9		WASHINGTON STATE	W 77-50
F11		WASHINGTON	W 83-75
F18		USC	L 73-77
F23		@ Oregon State	W 72-59
F25		@ Oregon	W 66-65
M4		California (@ San Jose)	W 80-63
M5		Arizona State (11) (@ San Jose)	W 60-59
M6		Stanford (13) (@ San Jose)	W 85-78 ot

NCAA Cleveland, OH Region - 1st/2nd Rounds

M19	(21/23)	Bowling Green (23) (@ Purdue)	W 74-61
M21	(21/23)	@ Purdue (11)	L 54-61

2004-05

Record: 16-12; 10-8 Pac-10, 6th
Head Coach: Kathy Olivier

Date	Rank*	Opponent (Rank)	Result
N19		TCU (@ Miami)	L 65-60
N21		Gardner-Webb (@ Miami)	W 89-48
N24		CLEMSON	W 83-52
N28		TEXAS (4)	W 63-60
D2	(25/-)	@ Pepperdine	W 74-61
D5	(25/-)	PURDUE (14)	W 70-64
D11	(18/20)	@ Fresno State	W 92-76
D19	(16/17)	@ Illinois	L 63-78
D21	(20/23)	@ Ohio State (10)	L 60-83
D28	(23/24)	USC	W 62-61
J2	(23/24)	OREGON ST.	W 73-45
J4	(22/23)	OREGON	W 70-54
J7	(22/23)	@ Washington St.	W 89-69
J9	(22/23)	@ Washington	W 74-63
J14	(19/19)	ARIZONA ST.	L 42-44
J16	(19/19)	ARIZONA	L 73-84
J20	(25/-)	@ Stanford (5)	L 75-100
J22	(25/-)	@ California	W 85-70
J27		@ Oregon	L 71-78
J29		@ Oregon St.	W 74-54
F3		WASHINGTON	W 86-81
F6		WASHINGTON ST.	W 68-63
F10		@ Arizona	L 73-76
F12		@ Arizona St.	L 59-80
F18		CALIFORNIA	W 73-61
F20		STANFORD (4)	L 68-81
F26		@ USC	L 77-80
M5		Arizona St. (@ San Jose)	L 71-73

2003-04

Record: 17-13; 11-7 Pac-10, T-3rd
Head Coach: Kathy Olivier

Date	Rank*	Opponent (Rank)	Result
N23		UNLV	W 61-51
N25		@ Texas (2)	L 58-89
N30		ILLINOIS	W 68-56
D6		@ St. Mary's	L 52-53
D13		Purdue (@ Indianapolis) (8)	L 57-58
D17		@ Cal St. Northridge	W 74-66
D19		MICHIGAN ST. (24)	L 43-47
D21		FRESNO ST.	W 69-56
D28		@ USC	L 51-64
D30		OHIO ST. (18)	W 71-56
J2		@ Oregon St.	L 68-82
J4		@ Oregon	W 63-57
J9		WASHINGTON ST.	W 78-58
J11		WASHINGTON	W 65-60
J15		@ Arizona St.	L 58-73
J17		@ Arizona	L 54-70
J23		STANFORD (ot) (6)	L 71-78
J25		CALIFORNIA	W 67-66

ALL-TIME GAME-BY-GAME RESULTS

J29	OREGON	L 55-61
J31	OREGON ST.	W 91-58
F5	@ Washington	W 64-59
F7	@ Washington St.	W 78-57
F12	ARIZONA (24)	W 87-68
F14	ARIZONA ST.	W 73-64
F19	@ California	W 97-69
F21	@ Stanford (10)	L 54-63
F29	USC	W 68-64
M6	Arizona St. (@ San Jose)	W 70-50
M7	Stanford (12) (@ San Jose)	L 66-70
M21	NCAA Mideast 1st Round - Minneapolis, MN @ Minnesota (24)	L 81-92

2002-03

Record: 18-11; 12-6 Pac-10, 4th
Head Coach: Kathy Olivier

Date	Rank*	Opponent (Rank)	Result
N23		@ Hawaii	L 66-70
N24		Sacramento St. (@ Hawaii)	W 106-43
N30		Northwestern St. (@ UNLV)	W 82-74
D1		@ UNLV	W 72-64
D3		ST. MARY'S	W 72-60
D6		@ Georgia (14)	L 83-91
D14		@ Pepperdine	L 67-88
D19		BAYLOR	L 77-89
D21		CAL ST. NORTHRIDGE	W 89-49
D27		@ Oregon	W 93-68
D29		@ Oregon St.	W 58-54
J3		WASHINGTON	W 72-46
J5		WASHINGTON ST.	W 93-51
J10		USC	W 72-64
J16		@ Arizona St.	W 60-58
J18		@ Arizona (22)	L 61-80
J24		STANFORD (5)	L 78-80
J26		CALIFORNIA	L 61-69
J30		@ Washington St.	W 86-70
F1		@ Washington (25)	L 77-111
F8		@ USC	L 68-72
F14		ARIZONA (24)	W 48-47
F16		ARIZONA ST.	W 71-62
F20		@ California	W 72-54
F22		@ Stanford (9)	L 61-79
F27		OREGON ST.	W 82-71
M1		OREGON	W 56-54
M8		Oregon (@ San Jose)	W 71-58
M9		Stanford (9) (@ San Jose)	L 64-69

2001-02

Record: 9-20; 4-14 Pac-10, 8th
Head Coach: Kathy Olivier

Date	Rank*	Opponent (Rank)	Result
N16		Liberty (@ Michigan St.)	W 62-55
N17		@ Michigan St.	L 63-67
N24		OHIO STATE	W 64-60
N27		BYU	W 73-62
D1		@ Utah	L 42-89
D5		@ San Diego	L 51-79
D8		COLORADO (15)	L 48-79
D16		@ Baylor (9)	L 59-92
D20		OREGON	L 67-76
D22		OREGON ST.	L 65-79
D28		@ Stanford (6)	L 50-81
D30		@ California	W 64-48
J4		@ Washington	L 53-86
J6		@ Washington St.	W 76-64
J13		USC	L 57-67
J17		ARIZONA ST. (23)	L 57-70
J 19		ARIZONA	L 60-71
J24		@ Oregon St.	L 36-77
J26		@ Oregon	L 54-76
F1		WASHINGTON ST.	W 79-55
F3		WASHINGTON	L 48-68
F5		@ Long Beach St.	W 77-73
F9		@ USC	L 58-71
F14		@ Arizona	L 62-77
F16		@ Arizona St.	L 42-64
F22		CALIFORNIA	W 58-48
F24		STANFORD (2)	L 80-98
M1		California (@ Oregon)	W 46-42
M2		Stanford (2) (@ Oregon)	L 61-96

2000-01

Record: 6-23; Pac-10 5-13, 10th

UCLA's Year-By-Year Record

Year	Coach	Record/Pct	H/A Record	Conf. Rec./Finish	Reg. Finish	Nat'l Finish
2021-22	Cori Close	18-13 (.581)	10-4/6-5	8-8/7th	---	---
2020-21	Cori Close	17-6 (.739)	8-2/5-2	12-4/3rd	---	Second Round
2019-20***	Cori Close	26-5 (.839)	14-1/10-3	14-4/2nd	---	N/A
2018-19	Cori Close	22-13 (.629)	11-5/9-3	12-6, 4th	---	Sweet Sixteen
2017-18	Cori Close	27-8 (.771)	15-2/8-4	14-4, T3rd	---	Elite Eight
2016-17	Cori Close	25-9 (.735)	16-0/6-7	13-5, 4th	---	Sweet Sixteen
2015-16	Cori Close	26-9 (.743)	15-1/8-5	14-4, T3rd	---	Sweet Sixteen
2014-15	Cori Close	19-18 (.514)	10-8/7-7	8-10, 6th	---	---
2013-14	Cori Close	13-18 (.419)	7-6/5-8	7-11, 8th	---	---
2012-13	Cori Close	26-8 (.765)	11-4/10-2	14-4, 3rd	---	2nd Rd.
2011-12	Cori Close	14-16 (.467)	9-4/4-10	9-9, T5th	---	---
2010-11	Nikki Caldwell	28-5 (.849)	12-2/12-2	16-2, 2nd	---	2nd Rd.
2009-10	Nikki Caldwell	25-9 (.735)	12-2/8-4	15-3, 2nd	---	2nd Rd.
2008-09	Nikki Caldwell	19-12 (.613)	13-3/5-8	9-9, T-4th	---	---
2007-08	Kathy Olivier	16-15 (.516)	9-5/5-8	10-8, T-4th	---	---
2006-07	Kathy Olivier	14-18 (.438)	5-7/6-8	7-11, 7th	---	---
2005-06	Kathy Olivier	21-11 (.656)	10-2/5-9	12-6, 3rd*	fifth	2nd Rd.
2004-05	Kathy Olivier	16-12 (.571)	9-3/6-7	10-8, 6th	---	---
2003-04	Kathy Olivier	17-13 (.567)	11-3/5-8	11-7, T-3rd	---	1st Rd.
2002-03	Kathy Olivier	18-11 (.621)	9-3/6-7	12-6, 4th	---	---
2001-02	Kathy Olivier	9-20 (.310)	4-8/3-11	4-14, 8th	---	---
2000-01	Kathy Olivier	6-23 (.207)	6-8/0-14	5-13, 10th	---	---
1999-00	Kathy Olivier	18-11 (.621)	10-3/7-6	12-6, 4th	---	1st Rd.
1998-99	Kathy Olivier	26-8 (.765)	13-3/9-4	15-3, T-1st	second	Elite Eight
1997-98	Kathy Olivier	20-9 (.690)	10-4/9-5	14-4, T-2nd	fifth	2nd Rd.
1996-97	Kathy Olivier	13-14 (.482)	6-6/5-8	7-11, 6th	---	---
1995-96	Kathy Olivier	13-14 (.482)	11-3/2-10	8-10, T-6th	---	---
1994-95	Kathy Olivier	10-17 (.370)	6-7/2-9	5-13, T-8th	---	---
1993-94	Kathy Olivier	15-12 (.556)	9-5/6-6	10-8, 5th	---	---
1992-93	Billie Moore	13-14 (.481)	8-5/3-9	8-10, 7th	---	---
1991-92	Billie Moore	21-10 (.677)	10-5/11-4	12-6, T-3rd	third	ninth
1990-91	Billie Moore	15-13 (.536)	10-4/5-8	10-8, T-4th	---	---
1989-90	Billie Moore	17-12 (.586)	10-4/7-8	12-6, 3rd	---	1st Rd.
1988-89	Billie Moore	12-16 (.429)	8-5/4-10	8-10, 4th	---	---
1987-88	Billie Moore	19-11 (.633)	8-5/9-5	12-6, 4th	---	---
1986-87	Billie Moore	18-10 (.643)	12-4/6-6	11-7, 4th	---	---
1985-86	Billie Moore	12-16 (.429)	4-8/7-6	3-5, 4th	---	---
1984-85	Billie Moore	20-10 (.667)	12-5/7-4	10-4, 2nd	third	ninth
1983-84	Billie Moore	17-12 (.586)	11-5/6-7	6-8, 5th	---	---
1982-83	Billie Moore	18-11 (.621)	9-6/7-4	9-5, 3rd	fifth	---
1981-82	Billie Moore	16-14 (.533)	11-6/5-8	7-5, 4th	---	---
1980-81	Billie Moore	29-7 (.806)	16-2/9-5	9-3, 2nd	third	fifth
1979-80	Billie Moore	18-12 (.600)	9-5/7-4	9-3, 2nd	fourth	---
1978-79	Billie Moore	24-10 (.706)	10-1/7-6	7-1, 1st	first	fourth
1977-78	Billie Moore	27-3 (.900)	13-0/8-2	8-0, 1st	first	first
1976-77	Ellen Mosher	20-3 (.870)	8-0/8-2	7-1, 1st	second	second
1975-76	Ellen Mosher	19-4 (.826)	9-0/7-2	12-1, 1st	---	second
1974-75	Kenny Washington	18-4 (.818)	4-1/10-1	9-1, 1st	second	second

* indicates won Conference Tournament Championship

*** The 2020 NCAA Tournament was cancelled due to the coronavirus pandemic.

Records of Bruin Head Coaches

Coach	No. of Seasons	Years	Won	Lost	Pct.
Cori Close	11	2011-Present	233	123	.654
Nikki Caldwell	3	2008-11	72	26	.735
Kathy Olivier	15	1994-08	232	208	.527
Billie Moore	16	1978-93	296	181	.621
Ellen Mosher	2	1976-77	39	7	.848
Kenny Washington	1	1975	18	4	.818

Head Coach: Kathy Olivier

Date	Rank*	Opponent (Rank)	Result
N10		Duke (@ Albuquerque) (5)	L 52-80
N11		@ New Mexico	L 54-75
N17		UTAH	L 42-65
N25		@ BYU	L 53-68
N28		SAN DIEGO	L 67-86
D2		@ Colorado	L 63-88
D10		LONG BEACH ST.	W 86-60
D18		@ Old Dominion	L 62-86
D21		@ Ohio State	L 57-79
D28		PEPPERDINE	L 56-78
D30		GEORGIA (4)	L 55-89
J4		@ Washington	L 54-73
J6		@ Washington St.	L 52-74
J14		USC	W 65-53
J18		ARIZONA ST.	L 68-78
J20		ARIZONA (ot) (19)	W 59-56
J25		@ Oregon St.	L 58-71
J27		@ Oregon (20)	L 43-54
F2		STANFORD	L 52-60
F4		CALIFORNIA	L 57-58
F10		@ USC	L 56-61
F15		@ Arizona	L 79-89
F17		@ Arizona St. (24)	L 60-78

F 23	OREGON	W 70-68
F 25	OREGON ST.	L 57-65
M 1	@ California	L 59-83
M 3	@ Stanford	L 69-83
M 8	WASHINGTON ST.	W 93-61
M10	WASHINGTON (22)	W 81-56

1999-00

Record: 18-11; Pac-10 12-6, 4th
Head Coach: Kathy Olivier
Pre-season AP/USA Today ranking: 5th/4th

Date	Rank*	Opponent (Rank)	Result
N20	(4/4)	No. Carolina (@Lubbock)(8)	W 69-65
N23	(4/4)	TEXAS (ot)	W 84-77
N28	(4/4)	TENNESSEE (5)	L 77-88
D5	(5/5)	La. Tech (@ Orlando) (4)	L 64-82
D9	(8/8)	SAN DIEGO ST.	W 82-61
D11	(8/8)	@ Pepperdine	W 86-67
D17	(6/8)	@ Cal St. Fullerton	W 108-75
D21	(6/9)	@ Rutgers (15)	L 46-72
D23	(6/9)	@ Connecticut (1)	L 64-106
D29	(16/17)	OLD DOMINION (18)	W 82-76
J7	(17/17)	WASHINGTON	W 90-54
J9	(17/17)	WASHINGTON ST.	W 87-60

ALL-TIME GAME-BY-GAME RESULTS

J16	(14/17)	USC	W 82-62
J20	(12/16)	@ Arizona (16)	W 79-68
J22	(12/16)	@ Arizona St.	W 76-55
J27	(10/14)	OREGON ST.	W 83-60
J29	(10/16)	OREGON	L 58-67
F3	(15/14)	@ Stanford	L 68-83
F5	(15/17)	@ California	W 74-67
F12	(20/17)	@ USC	L 69-73
F17	(24/23)	ARIZONA ST.	W 56-47
F19	(24/23)	ARIZONA (15)	W 80-66
F24	(22/22)	@ Oregon	L 72-89
F26	(22/22)	@ Oregon St.	L 52-72
M3		STANFORD (25)	W 64-61
M5		CALIFORNIA	L 53-61
M9		@ Washington St.	W 96-86
M11		@ Washington	W 85-66
NCAA Midwest 1st Round - Notre Dame, IN			
M17		George Washington	L 72-79

1998-99

Record: 26-8; Pac-10 15-3, T-1st
Head Coach: Kathy Olivier
Championship Won: Pac-10

Pre-season AP/USA Today ranking: 6th/6th; Final ranking: 15th/7th

Date	Rank*	Opponent (Rank)	Result
N14	(6/6)	@ Notre Dame (17)	L 82-99
N17	(14/6)	CONNECTICUT (2)	L 102-113
N22	(14/6)	WEST VIRGINIA	W 91-76
N27	(12/11)	Nebraska (@ Hawaii) (24)	W 85-67
N28	(12/11)	No. Carolina (@ Hawaii) (5)	W 86-68
N29	(12/11)	Kentucky (@ Hawaii)	W 64-54
D5	(10/10)	CS FULLERTON	W 94-64
D11	(8/10)	@ San Diego St.	W 104-56
D19	(8/8)	@ Texas	W 81-74
D21	(8/8)	@ Tennessee (2)	L 77-100
D28	(9/11)	DUKE (17)	L 80-85
D30	(9/11)	PEPPERDINE	W 85-51
J2	(9/11)	@ Arizona	W 84-77
J5	(10/11)	@ Arizona St.	W 98-85
J8	(10/11)	OREGON ST.	W 105-50
J10	(10/11)	OREGON	W 76-72
J14	(10/10)	@ California	W 87-62
J16	(10/10)	@ Stanford	W 80-72
J23	(10/10)	USC	W 94-53
J28	(8/9)	WASHINGTON	W 90-53
J30	(8/9)	WASHINGTON ST.	W 100-70
F4	(7/9)	@ Oregon	L 79-106
F6	(7/9)	@ Oregon St.	W 90-68
F12	(12/11)	STANFORD	L 84-87
F14	(12/11)	CALIFORNIA	W 76-61
F20	(13/13)	@ USC	W 82-64
F25	(12/13)	@ Washington St.	W 104-70
F27	(12/13)	@ Washington	L 85-96
M4	(16/15)	ARIZONA ST.	W 64-61
M6	(16/15)	ARIZONA	W 85-77
NCAA West 1st/2nd Round - Pauley Pavilion			
M13	(15/14)	UW-GREEN BAY	W 76-69
M15	(15/14)	KENTUCKY	W 87-63
NCAA West Regional - LA Sports Arena			
M20	(15/14)	Colorado St. (7)	W 77-68
M22	(15/14)	Louisiana Tech (3)	L 62-88

1997-98

Record: 20-9; Pac-10 14-4, T-2nd
Head Coach: Kathy Olivier
Final AP/ USA Today Ranking: 25th/20th

Date	Rank*	Opponent (Rank)	Result
N21		@ St. Mary's	L 63-88
N28		GEORGE WASHINGTON	L 73-78
N30		NOTRE DAME (2 ot)	L 91-93
D5		SAN DIEGO	W 87-69
D14		@ Fresno St.	W 74-71
D18		@ North Carolina (ot) (5)	L 78-82
D20		@ Duke (17)	W 93-83
D27		RUTGERS (ot)	W 96-93
D28		SETON HALL	W 88-58
J2		ARIZONA (10)	L 71-82
J4		ARIZONA ST.	W 95-73
J8		@ Oregon St.	W 76-72
J10		@ Oregon	W 80-75
J16		CALIFORNIA	W 74-53
J18		STANFORD (11)	L 70-75
J23		@ USC	W 68-64
J29		@ Washington (18)	W 80-59

J31		@ Washington St.	W 76-70
F6		OREGON	W 82-54
F8		OREGON ST.	W 81-70
F12		@ Stanford (6)	L 80-105
F14		@ California	W 86-54
F21		USC	W 87-73
F27		WASHINGTON ST.	W 80-74
M1		WASHINGTON (23)	W 96-72
M5	(23/-)	@ Arizona St.	W 80-62
M7	(23/-)	@ Arizona (9)	L 73-84
NCAA Midwest 1st/2nd Round - Tuscaloosa, AL			
M13	(25/-)	Michigan	W 65-58
M15	(25/-)	@ Alabama (11)	L 74-75

1996-97

Record: 13-14; Pac-10 7-11, 6th
Head Coach: Kathy Olivier

Date	Rank*	Opponent (Rank)	Result
N23		@ San Diego	W 73-61
N29		TEXAS TECH (11)	L 80-95
D5		@ Loyola Marymount	W 60-39
D7		BAYLOR	W 58-55
D16		ST. MARY'S	W 76-67
D19		@ George Washington	L 53-76
D21		@ Seton Hall	L 53-69
D28		W. Kentucky (@ USC) (9)	W 73-61
D29		New Orleans (@ USC)	W 90-59
J2		@ Washington St.	W 77-73
J4		@ Washington	L 75-98
J10		STANFORD (3)	L 62-74
J12		CALIFORNIA	W 74-65
J16		@ Arizona St.	L 65-66
J18		@ Arizona	L 45-69
J24		USC	L 56-60
J31		OREGON	L 64-76
F2		OREGON ST.	W 77-54
F6		@ California	W 82-56
F8		@ Stanford (3)	L 68-98
F14		ARIZONA	L 78-90
F16		ARIZONA ST.	W 91-61
F22		@ USC	L 74-87
F27		@ Oregon St.	W 79-68
M1		@ Oregon	L 61-64
M6		WASHINGTON	L 75-76
M8		WASHINGTON ST.	W 85-63

1995-96

Record: 13-14; Pac-10 8-10, T-6th
Head Coach: Kathy Olivier

Date	Rank*	Opponent (Rank)	Result
N24		SAN DIEGO	W 87-69
N26		Vanderbilt (@ Boston) (5)	L 64-70
D2		FRESNO ST.	W 75-70
D6		LONG BEACH ST.	W 89-65
D9		@ UC Irvine	W 73-59
D18		@ Baylor	L 68-74
D20		@ Texas Tech (15)	L 62-84
D29		VIRGINIA (6)	L 55-77
D30		MARYLAND	W 82-70
J5		WASHINGTON ST.	W 85-75
J7		WASHINGTON	L 66-78
J11		@ Stanford (6)	L 77-81
J13		@ California	W 75-64
J18		ARIZONA ST.	W 84-74
J20		ARIZONA (ot)	W 89-85
J27		@ USC	L 77-96
F1		@ Oregon	L 48-75
F3		@ Oregon St. (18)	L 70-82
F9		CALIFORNIA	W 71-66
F11		STANFORD (4)	L 59-61
F15		@ Arizona	L 66-95
F17		@ Arizona St.	L 70-71
F24		USC	W 80-64
F29		OREGON ST. (14)	W 68-56
M2		OREGON	W 83-64
M7		@ Washington	L 48-70
M9		@ Washington St. (ot)	L 81-88

1994-95

Record: 10-17; Pac-10 5-13, T-8th
Head Coach: Kathy Olivier

Date	Rank*	Opponent (Rank)	Result
N25		N.C. STATE	L 55-58
N28		UC IRVINE	W 86-74

D3		@ Boise St.	L 45-61
D8		@ San Diego	W 83-73
D19		Georgia Tech (@Anchorage)	W 81-69
D20		UNC-Greensboro (@ Anchorage)	W 72-70
D21		Clemson (@Anchorage)	L 62-79
D28		KENTUCKY	W 74-65
J1		UNC-CHARLOTTE	L 50-60
J5		OREGON	L 59-84
J7		OREGON ST.	W 84-73
J12		@ Washington St.	L 80-85
J14		@ Washington (15)	L 68-81
J19		ARIZONA ST.	W 85-64
J21		ARIZONA	L 61-64
J26		@ Stanford (4)	L 49-88
J28		@ California	L 84-97
F4		USC (24)	L 55-56
F10		WASHINGTON (ot) (12)	L 54-57
F12		WASHINGTON ST.	W 71-57
F16		@ Arizona	L 61-63
F18		@ Arizona St.	W 68-63
F23		CALIFORNIA	W 87-67
F25		STANFORD (5)	L 49-84
M3		@ USC (24)	L 65-70
M9		@ Oregon St. (24)	L 75-95
M11		@ Oregon	L 65-83

1993-94

Record: 15-12; Pac-10 10-8, 5th
Head Coach: Kathy Olivier

Date	Rank*	Opponent (Rank)	Result
N27		UCSB	W 71-54
D1		SAN DIEGO	W 82-62
D4		WESTERN KENTUCKY (20)	W 83-71
D10	(24/-)	@ San Francisco	L 68-71
D12	(24/-)	@ Santa Clara	L 72-78
D19		BOISE ST.	L 64-66
D28		N.C. State (@ Greensboro)	L 88-90
D30		@ UNC-Charlotte	W 72-57
J3		RUTGERS (ot)	W 88-78
J6		@ Oregon	L 77-82
J8		@ Oregon St.	W 76-61
J13		WASHINGTON ST.	W 108-76
J15		WASHINGTON (16)	L 81-86
J20		@ Arizona St.	W 84-59
J22		@ Arizona	L 78-83
J28		STANFORD (10)	W 80-73
J30		CALIFORNIA	W 79-56
F4		@ USC (8)	L 70-85
F10		@ Washington (15)	W 65-62
F12		@ Washington St.	W 81-74
F18		ARIZONA	W 85-69
F20		ARIZONA ST.	W 93-81
F24		@ California	W 90-85
F26		@ Stanford (11)	L 82-94
M5		USC (9)	L 66-83
M10		OREGON ST.	L 62-83
M12		OREGON	L 68-76

1992-93

Record: 13-14; Pac-10 8-10, 7th
Head Coach: Billie Moore

Date	Rank*	Opponent (Rank)	Result
D2		CS FULLERTON	W 99-66
D6		SAN DIEGO ST.	L 52-77
D18		@ Western Kentucky (7)	L 55-73
D20		@ Rutgers	L 56-71
D22		@ Ohio St. (23)	L 80-91
D29		Michigan St. (@ USC)	W 82-57
D30		Pepperdine (@ USC)	W 100-52
J2		LOYOLA MARYMOUNT	W 81-47
J4		SANTA CLARA	W 63-54
J7		@ Arizona St.	W 81-63
J9		@ Arizona	W 91-77
J13		OREGON	W 79-75
J16		OREGON ST.	L 67-71
J21		@ Stanford (3)	L 70-79
J23		@ California	L 70-78
J29		USC (15)	L 60-73
F5		WASHINGTON	W 68-59
F7		WASHINGTON ST.	W 82-75
F11		@ Oregon St.	L 68-71
F13		@ Oregon	L 78-89
F18		STANFORD (10)	L 54-71
F21		CALIFORNIA (23)	W 85-68

ALL-TIME GAME-BY-GAME RESULTS

F26	@ USC (16)	L 57-66
M4	@ Washington St.	W 77-74
M6	@ Washington	L 72-80
M11	ARIZONA	L 83-91
M13	ARIZONA ST.	W 72-71

1991-92

Record: 21-10; Pac-10 12-6, T-3rd
Head Coach: Billie Moore
Final Ranking: 18th (USA Today)

Date	Rank*	Opponent (Rank)	Result
N22		@ Pepperdine	W 80-67
D1		SANTA CLARA	W 91-78
D7		UCSB	L 70-78
D14		@ Texas Christian	W 64-58
D16		@ James Madison	L 72-78
D18		OHIO ST. (23)	W 72-58
D28		VIRGINIA (1)	L 55-77
D29		CS NORTHRIDGE	W 107-47
J3		@ San Diego St.	W 82-59
J5		@ San Diego	W 78-70
J10		OREGON	W 91-72
J12		OREGON ST.	W 89-71
J16		@ California	L 71-74
J18		@ Stanford (4)	L 92-95
J24		@ USC	L 60-62
J31		WASHINGTON (13)	W 91-60
F2		WASHINGTON ST.	W 80-75
F6		@ Arizona St.	W 88-72
F8		@ Arizona	W 97-63
F14		STANFORD (6)	L 69-92
F16		CALIFORNIA	W 101-87
F22		USC	L 71-73
F27		@ Washington St.	W 76-68
F29		@ Washington (23)	W 65-62
M6		ARIZONA	W 83-67
M8		ARIZONA ST. (25)	L 91-99
M12		@ Oregon St.	W 71-70
M14		@ Oregon	W 83-76
NCAA Midwest Reg. 1st Round - Pauley Pavilion			
M18		NOTRE DAME	W 93-72
NCAA Midwest Reg. 2nd Round - Austin, TX			
M22		@ Texas (19)	W 82-81
NCAA Midwest Reg. Semifinal - Boulder, CO			
M26		SW Missouri St. (10)	L 57-83

1990-91

Record: 15-13; Pac-10 10-8, T-4th
Head Coach: Billie Moore

Date	Rank*	Opponent (Rank)	Result
N24		@ Iowa (11)	L 52-81
N25		Kansas (@ Iowa)	L 63-76
N28		@ CS Fullerton	L 63-78
N30		NOTRE DAME	W 89-75
D3		PEPPERDINE	W 95-79
D7		ST. MARY'S	W 90-82
D16		@ Tennessee	L 86-113
D19		@ Old Dominion	W 80-66
D28		UTAH	W 89-83
D30		JAMES MADISON	L 69-75
J5		USC	L 69-73
J11		ARIZONA ST.	W 81-68
J13		ARIZONA	W 115-102
J17		@ Stanford (9)	L 74-91
J19		@ California	W 102-83
J25		OREGON ST.	W 66-55
J27		OREGON	W 93-67
F1		@ Washington (13)	L 71-75
F3		@ Washington St.	L 77-78
F7		@ Arizona	W 112-98
F9		@ Arizona St.	L 65-70
F15		CALIFORNIA	W 96-78
F17		STANFORD (11)	L 77-91
F22		@ Oregon	W 82-74
F24		@ Oregon St.	L 83-89
M1		WASHINGTON ST.	W 78-70
M3		WASHINGTON (9)	L 54-64
M8		@ USC	W 83-79

1989-90

Record: 17-12; Pac-10 12-6, 3rd
Head Coach: Billie Moore

Date	Rank*	Opponent (Rank)	Result
------	-------	-----------------	--------

N24	EASTERN ILLINOIS	W 73-70
N26	WEST VIRGINIA	W 68-57
D1	Texas A&M (@ Utah)	W 65-54
D2	@ Utah	L 43-65
D8	CS FULLERTON	W 84-75
D17	TENNESSEE (2)	L 55-77
D20	@ Ohio St.	L 57-66
D22	@ Notre Dame	L 60-61
D30	OLD DOMINION (22)	L 64-68
J2	@ Pepperdine	W 76-63
J6	@ USC	W 83-68
J11	@ Arizona St.	W 77-67
J13	@ Arizona	W 82-70
J18	STANFORD (2)	L 80-98
J20	CALIFORNIA	W 70-68
J25	@ Oregon St.	W 82-60
J27	@ Oregon	L 66-80
F1	WASHINGTON (7)	L 63-76
F3	WASHINGTON ST.	W 84-74
F9	ARIZONA	W 73-69
F11	ARIZONA ST.	W 90-75
F15	@ California	W 80-66
F17	@ Stanford (3)	L 65-91
F23	OREGON	W 79-65
F25	OREGON ST.	W 74-55
M1	@ Washington St.	L 72-84
M3	@ Washington (4)	L 68-83
M9	USC	W 76-72
NCAA West Reg. 1st Round - Fayetteville, AR		
M14	@ Arkansas (ot) (22)	L 80-90

1988-89

Record: 12-16; Pac-10 8-10, 4th
Head Coach: Billie Moore

Date	Rank*	Opponent (Rank)	Result
N25		N.C. State (@ Cincinnati) (16)	L 60-67
N26		@ Cincinnati	L 57-59
D2		@ Loyola Marymount	W 61-46
D3		NORTHERN ARIZONA	W 80-46
D6		PEPPERDINE	W 76-68
D10		@ CS Fullerton	L 51-68
D18		@ North Carolina	L 71-95
D20		@ Tennessee (1)	L 50-82
D30		OHIO ST.	L 46-63
J6		CALIFORNIA	W 72-57
J7		STANFORD (8)	L 71-73
J10		SOUTHERN UTAH ST.	W 79-51
J12		@ USC	W 76-62
J20		ARIZONA ST.	W 85-81
J21		ARIZONA	W 93-69
J27		@ Washington St.	W 82-69
J29		@ Washington	L 68-79
F3		@ Oregon St.	L 58-81
F4		@ Oregon	L 65-75
F10		USC	L 75-90
F18		@ Arizona St.	L 73-86
F19		@ Arizona	W 75-64
F23		WASHINGTON ST.	W 91-72
F24		WASHINGTON	L 62-64
M3		OREGON	L 60-76
M4		OREGON ST.	W 77-61
M10		@ Stanford (4)	L 66-104
M11		@ California	L 81-92

1987-88

Record: 19-11; Pac-10 12-6, 4th
Head Coach: Billie Moore

Date	Rank*	Opponent (Rank)	Result
N27		S.F. Austin (@ Hawaii)	L 61-71
N28		No. Arizona (@ Hawaii)	W 77-37
N29		California (@ Hawaii)	W 75-50
D3		@ Long Beach St. (4)	L 57-103
D13		TENNESSEE (1)	L 63-89
D15		AUBURN (2)	L 52-76
D17		@ BYU	W 77-69
D20		@ Illinois (19)	L 61-79
D22		@ Monmouth	W 81-62
D29		@ UC Irvine	W 84-54
D31		NORTH CAROLINA	W 82-71
J7		OREGON ST.	W 66-51
J8		OREGON	W 77-70
J12		PEPPERDINE	W 77-54
J15		USC (18)	L 56-67
J22		ARIZONA	W 87-62

J23	ARIZONA ST.	W 71-64
J28	@ Washington St.	L 52-53
J30	@ Washington (11)	L 76-82
F5	@ Oregon	W 74-65
F6	@ Oregon St.	W 77-60
F11	@ USC (18)	L 63-86
F19	@ Arizona St.	W 83-62
F20	@ Arizona	W 81-63
F26	WASHINGTON (11)	L 70-84
F27	WASHINGTON ST.	W 74-60
M4	STANFORD (8)	W 74-64
M5	CALIFORNIA	L 68-71
M11	@ California	W 81-63
M12	@ Stanford (11)	W 75-74

1986-87

Record: 18-10; Pac-10 11-7, 4th
Head Coach: Billie Moore

Date	Rank*	Opponent (Rank)	Result
N30		UC IRVINE	W 68-58
D2		@ Pepperdine	W 71-57
D5		CS FULLERTON	W 79-55
D13		SAN DIEGO	W 65-42
D15		LONG BEACH ST. (7)	L 65-110
D18		@ North Carolina	L 51-82
D20		@ Tennessee (1)	L 58-81
D29		SAN DIEGO ST.	W 81-56
J2		@ Stanford	L 60-62
J4		@ California	W 77-72
J5		NOTRE DAME (ot)	W 67-65
J8		@ Arizona St.	W 85-78
J10		@ Arizona	W 66-65
J15		OREGON	W 75-71
J17		OREGON ST.	L 69-74
J20		LOYOLA MARYMOUNT	W 72-45
J23		USC (15)	L 72-76
J29		@ Washington	L 64-77
J31		@ Washington St.	W 67-63
F5		CALIFORNIA	W 92-80
F7		STANFORD	W 64-49
F12		ARIZONA	W 65-59
F14		ARIZONA ST.	W 88-77
F20		@ Oregon St.	W 65-53
F21		@ Oregon	L 57-77
F25		@ USC	L 75-81
M5		WASHINGTON ST.	W 81-56
M7		WASHINGTON (19)	L 69-82

1985-86

Record: 12-16; Pac-West 3-5, 4th
Head Coach: Billie Moore

Date	Rank*	Opponent (Rank)	Result
N22		Washington (@ Seattle Pacific)	L 50-68
N23		@ Seattle Pacific	W 92-62
N29		Texas A&M (@ Corvallis)	L 63-79
N30		CS Fullerton (@ Corvallis)	W 67-52
D4		TEXAS TECH	L 54-58
D7		@ UCSB	W 78-51
D15		TENNESSEE (13)	L 64-68
D19		@ Northwestern	L 59-81
D21		@ Notre Dame	W 73-67
D28		ILLINOIS	L 63-64
D30		NO. CAROLINA (ot) (17)	W 82-71
J2		@ New Orleans	W 79-59
J4		@ Louisiana Tech (6)	L 59-73
J10		NORTHERN ARIZONA	W 68-54
J11		UCSB	W 58-38
J17		ARIZONA ST.	L 62-78
J18		ARIZONA	L 65-70
J21		@ Long Beach St. (7)	L 56-79
J24		@ Stanford	W 65-62
J28		@ San Diego St.	L 77-96
F1		@ USC (4)	L 67-89
F7		LONG BEACH ST. (6)	L 69-85
F13		@ Arizona	L 58-76
F15		@ Arizona St.	W 76-68
F19		BYU	L 68-81
F22		STANFORD	W 65-43
M1		@ CS Fullerton	W 62-57
M6		USC (4)	L 57-89

1984-85

Record: 20-10; WCAA 10-4, 2nd

ALL-TIME GAME-BY-GAME RESULTS

Head Coach: Billie Moore
Final AP/USA Today ranking: 18th/15th

Date	Rank*	Opponent (Rank)	Result
N24		PEPPERDINE	W 74-49
N26		HAWAII	W 70-48
D1		Vanderbilt (@ Texas) (16)	L 62-66
D2		N.C. State (@ Texas)	W 74-68
D7		NEW ORLEANS	L 73-75
D8		SAN FRANCISCO	W 81-58
D15		UCSB	W 94-31
D19		NORTHWESTERN	W 96-74
D22		@ Colorado	W 77-70
D30		NOTRE DAME	W 78-51
J4		@ Old Dominion (1)	L 58-74
J6		@ Tennessee	L 57-72
J8		OKLAHOMA ST.	W 76-57
J16		CS FULLERTON	L 55-65
J19		@ San Diego St. (13)	L 68-77
J22		@ Long Beach St. (3)	L 65-118
J25		@ Arizona St.	W 97-61
J26		@ Arizona	W 82-68
J29		LOUISIANA TECH (4)	L 50-76
F1		STANFORD	W 72-58
F6		USC (12)	W 77-73
F13		LONG BEACH ST. (2)	L 70-96
F16		@ CS Fullerton	W 78-69
F21		ARIZONA	W 79-48
F23		ARIZONA ST.	W 77-70
F27		SAN DIEGO ST. (15)	W 86-64
M2		@ Stanford	W 75-61
M7		@ USC (11)	W 57-56
NCAA West Reg. 1st Round - Seattle, WA			
M15	(-/23)	@ Washington (11)	W 78-62
NCAA West Reg. Semifinal - Pauley Pavilion			
M21	(-/15)	GEORGIA (8)	L 42-78

1983-84

Record: 17-12; WCAA 6-8, 5th
Head Coach: Billie Moore

Date	Rank*	Opponent (Rank)	Result
N24		@ Hawaii	W 78-67
N26		@ Hawaii Pacific	W 96-36
D2		@ DePaul	W 86-62
D3		@ Notre Dame	L 61-70
D10		TENNESSEE (7)	L 70-73
D16		FRESNO ST.	W 79-63
D22		COLORADO	W 91-66
D30		OREGON ST.	W 67-49
J4		@ Louisiana Tech (2)	L 58-94
J6		@ LSU (5)	L 87-101
J10		NEBRASKA	W 84-54
J13		@ Arizona St.	L 78-79
J14		@ Arizona	W 81-60
J17		OLD DOMINION (6)	W 76-74
J20		@ Stanford	W 83-51
J21		PACIFIC	W 91-71
J25		LONG BEACH ST. (6)	L 82-93
J28		@ San Diego St.	L 68-82
F3		LOYOLA MARYMOUNT	W 106-59
F4		CALIFORNIA	W 89-73
F8		USC (3)	L 60-78
F10		@ CS Fullerton	W 63-56
F15		SAN DIEGO ST.	L 68-71
F17		STANFORD	W 68-48
F24		ARIZONA	W 82-76
F25		ARIZONA ST.	W 81-64
M1		@ Long Beach St. (6)	L 61-67
M3		@ USC (3)	L 63-85
M7		CS FULLERTON	L 59-66

1982-83

Record: 18-11; WCAA 9-5, 3rd
Head Coach: Billie Moore

Date	Rank*	Opponent (Rank)	Result
N24		@ BYU	W 96-86
N26		Notre Dame (@ Chicago)	W 82-54
N27		Georgia (@ Chicago) (7)	W 75-57
D3	(16)	PACIFIC	W 89-62
D18	(13)	DEPAUL	W 74-48
D22	(13)	@ Oregon St.	L 71-81
D23	(13)	@ Oregon	L 59-74
D28	(17)	@ California	W 94-75
D30	(17)	@ Stanford	W 70-68
J5	(13)	MISSOURI (12)	L 61-62
J8	(13)	HAWAII	W 82-57

J14	(17)	@ Arizona	W 66-65
J15	(17)	@ Arizona St. (9)	W 66-42
J20	(17)	@ Long Beach St. (13)	L 63-81
J22	(17)	CS FULLERTON	L 62-62
J26	(15)	LOUISIANA TECH (1)	L 59-84
J29	(15)	@ San Diego St.	W 72-56
J30	(16)	NOTRE DAME	W 84-53
F2	(16)	LONG BEACH ST. (11)	L 60-82
F4	(16)	ALA.-BIRMINGHAM	W 74-68
F6	(18)	PENN ST. (14)	L 70-79
F11	(18)	ARIZONA ST. (12)	L 61-73
F12	(18)	ARIZONA	W 79-55
F16		@ USC (2)	L 75-83
F18		@ CS Fullerton	W 80-70
F23		SAN DIEGO ST.	W 100-58
M5		STANFORD	W 92-69
M9		USC (2)	L 62-82
NCAA West Reg. 1st Round - Willamette, OR			
M19		Oregon St. (19)	L 62-75

1981-82

Record: 16-14; WCAA 7-5, 4th
Head Coach: Billie Moore
Pre-season AP ranking: 8th

Date	Rank*	Opponent (Rank)	Result
N27	(8)	BYU	W 83-73
N28	(8)	PEPPERDINE	W 93-76
D3	(12)	@ Rutgers (10)	L 69-91
D5	(12)	@ Notre Dame	W 50-45
D13	(17)	TENNESSEE (14)	L 66-71
D17	(17)	@ Missouri	L 57-59
D19	(17)	@ Southern Illinois	W 85-44
D21		@ Kentucky (16)	L 72-83
D29		MARYLAND (14)	L 74-81
J4		ILLINOIS ST.	L 62-65
J7		OLD DOMINION (3)	L 60-85
J8		OKLAHOMA	W 82-63
J12		LSU	W 81-63
J15		ARIZONA ST. (13)	W 79-70
J16		ARIZONA	W 78-68
J22		UNLV	W 84-60
J23		CALIFORNIA	W 68-62
J26		@ CS Fullerton	W 88-66
J28		LONG BEACH ST. (11)	L 73-74
J30		OREGON (9)	W 90-74
F2		@ San Diego St.	W 70-64
F4		USC (2)	L 94-97
F12		@ Arizona	W 85-68
F13		@ Arizona St. (17)	L 62-74
F18		@ Delta St.	L 65-73
F20		@ Louisiana Tech(1)	L 63-103
F24		@ Long Beach St. (6)	L 61-63
F26		CS FULLERTON	W 73-61
M3		SAN DIEGO ST.	W 76-51
M6		@ USC (4)	L 83-92

1980-81

Record: 29-7; WCAA 9-3, 2nd
Head Coach: Billie Moore
Pre-season AP ranking: 16th / Final AP ranking: 7th

Date	Rank*	Opponent (Rank)	Result
N18	(16)	UC IRVINE	W 96-30
N21	(16)	California (@ San Jose)	W 92-77
N22	(16)	@ San Jose St.	W 78-63
N24	(16)	@ Stanford	W 78-67
D4	(12)	TEXAS A&M	W 97-64
D6	(12)	OREGON (11)	W 92-88
D13	(10)	EAST. WASHINGTON	W 93-69
D19	(8)	KANSAS ST. (13)	W 83-70
D20	(8)	SAN FRANCISCO	W 90-65
D22	(8)	PENN STATE (19)	W 85-74
D30	(8)	@ Texas (6)	W 78-65
J3	(8)	@ Tennessee (7)	W 65-62
J5	(5)	@ South Carolina** (10)	(forfeit) 81-86
J6	(5)	@ Old Dominion (2)	L 74-91
J9	(5)	MEMPHIS STATE	W 82-71
J13	(6)	HAWAII	W 106-44
J16	(6)	@ Arizona State	W 84-55
J17	(6)	@ Arizona	W 90-53
J20	(6)	CS FULLERTON	W 99-75
J22	(6)	@ Long Beach St. (4)	W 85-76
J29	(4)	LOUISIANA TECH (1)	L 61-99
J31	(4)	DELTA ST.	W 90-65
F3	(5)	@ San Diego St.	L 56-64

F6	(5)	@ USC (7)	W 81-79
F13	(6)	ARIZONA	W 89-80
F14	(6)	ARIZONA ST.	W 76-68
F18	(5)	LONG BEACH ST. (4)	L 65-85
F20	(5)	@ CS Fullerton	L 86-88
F25	(9)	USC (8)	W 87-83
M6		SAN DIEGO ST.	W 82-61
AIAW West Reg. - Malibu, CA (Pepperdine)			
M12	(7)	San Francisco	W 92-68
M13	(7)	USC (9)	L 85-102
M14	(7)	San Diego St. (3rd Pl.)	W 61-54
AIAW Sectionals			
M18	(10)	OREGON ST. (18)	W 72-65
M21	(10)	@ Kansas (6)	W 73-71
M24	(10)	@ Louisiana Tech (1)	L 54-87
** later forfeited to UCLA			

1979-80

Record: 18-12; WCAA 9-3, 2nd
Head Coach: Billie Moore
Pre-Season AP ranking: 10th

Date	Rank*	Opponent (Rank)	Result
D8	(11)	PACIFIC	W 102-41
D13	(11)	TENNESSEE (3)	L 77-80
D15	(11)	STANFORD	W 88-63
D18	(11)	Oregon St. (@ Portland)	W 77-76
D19	(11)	Minnesota (@ Portland)	W 78-63
D20	(11)	Texas (@ Portland) (5)	L 51-74
D26	(13)	BYU	W 92-80
D27	(13)	TEXAS (4)	L 69-74
J2	(14)	@ Delta St. (16)	W 69-63
J4	(14)	@ Louisiana Tech (1)	L 77-93
J5	(14)	@ LSU	L 72-73
J8	(16)	@ San Diego St.	W 73-60
J11	(16)	OLD DOMINION (3)	L 45-73
J18	(20)	ARIZONA	W 122-43
J19	(20)	ARIZONA ST.	W 93-66
J23	(20)	LONG BEACH ST. (6)	L 79-82
J25	(20)	@ CS Fullerton	W 89-64
F1		DELTA ST.	W 106-87
F2		@ USC	W 71-67
F7		SAN DIEGO ST.	W 95-63
F9		@ Cal Poly Pomona	L 77-81
F12		CS FULLERTON	W 94-58
F14		@ Arizona St.	W 86-72
F16		@ Arizona	W 100-78
F20		@ Long Beach St. (9)	L 91-94
F27		USC	L 81-99
M1		CAL POLY POMONA	W 94-89
AIAW West Reg. - San Jose, CA (SJSU)			
M6		@ San Jose St.	W 81-66
M7		Long Beach St. (9)	L 88-89
M8		San Francisco (3rd Place) (14)	L 60-74

1978-79

Record: 24-10; WCAA 7-1, 1st
Head Coach: Billie Moore
Championships Won: WCAA, Sectional, Reg. 8
Pre-season AP ranking: 3rd / Final AP ranking: 6th

Date	Rank*	Opponent (Rank)	Result
D1	(3)	@ San Francisco	W 73-58
D2	(3)	BYU (@ San Francisco)	W 87-79
D9	(4)	SAN JOSE ST.	W 71-65
D13	(3)	CAL POLY POMONA	W 95-76
D17	(3)	ORAL ROBERTS	W 85-64
D22	(3)	CALIFORNIA	W 100-87
D29	(3)	Penn St. (@ Miami) (11)	W 85-81
D30	(3)	Maryland (@ Miami) (4)	L 56-71
J2	(4)	@ N.C. State(10)	L 69-90
J3	(4)	@ Old Dominion (1)	L 60-90
J5	(4)	@ Tennessee(5)	L 74-88
J12	(10)	LOUISIANA TECH (14)	L 81-85
J16	(17)	LSU (14)	W 95-85
J19	(17)	LONG BEACH ST. (15)	W 84-77
J23	(15)	CS FULLERTON	W 100-87
J25	(15)	SAN DIEGO ST.	W 90-30
F2	(14)	@ Kansas St.	W 64-60
F3	(14)	@ Nebraska	W 72-63
F7	(12)	@ Long Beach St. (14)	W 76-74
F10	(12)	@ USC	L 68-78
F13	(13)	@ Cal Poly Pomona	W 84-77
F15	(13)	@ CS Fullerton	W 72-69
F17	(13)	ARIZONA	W 98-46
F23	(13)	@ San Diego St.	W 84-51

ALL-TIME GAME-BY-GAME RESULTS

F27	(12)	USC	W 99-80
M2	(12)	@ Texas (2)	L 78-96
M3	(12)	@ S.F. Austin (2)	L 64-99
AIAW West Reg. - Santa Barbara, CA			
M8	(14)	Stanford	W 85-68
M9	(14)	USC	W 97-81
M10	(14)	Long Beach St. (16)	W 96-80
AIAW Sectionals - Stanford, CA			
M16	(12)	Oregon St.	W 105-70
M17	(12)	Wayland Baptist (9)	W 92-73
AIAW Final Four - Greensboro, NC			
M22	(6)	Old Dominion (1)	L 82-87
M24	(6)	Tennessee (3rd Place) (3)	L 86-104

1977-78

Record: 27-3; WCAA 8-0, 1st
Head Coach: Billie Moore
Championships Won: AIAW, Reg. 8, WCAA
Pre-season AP ranking: 5th / Final AP ranking: 5th

Date	Rank*	Opponent (Rank)	Result
D8	(7)	SAN JOSE ST.	W 85-70
D17	(8)	ARIZONA ST.	W 106-69
D20	(8)	UTAH ST.	W 125-62
D22	(7)	BYU	W 116-62
J1	(7)	Delta St. (@ New York) (2)	L 78-84
J2	(7)	Rutgers (@ New York) (18)	W 104-77
J4	(7)	@ Maryland (10)	L 88-92
J6	(7)	Kentucky (@ Raleigh)	W 97-72
J7	(7)	@ N.C. STATE (5)	L 81-91
J18	(11)	@ Long Beach St.	W 107-94
J20	(11)	KANSAS ST.	W 123-62
J25	(9)	CS FULLERTON	W 101-55
J28	(9)	@ San Diego St.	W 96-49
F1	(9)	USC	W 88-63
F8	(9)	LONG BEACH ST.	W 94-65
F10	(9)	@ San Francisco St.	W 109-40
F11	(9)	@ Stanford	W 99-69
F14	(9)	CAL POLY POMONA	W 99-72
F16	(9)	@ CS Fullerton	W100-73
F18	(9)	S.F. AUSTIN	W 85-74
F22	(8)	SAN DIEGO ST.	W 104-44
M1	(8)	@ Cal Poly Pomona	W 101-72
M3	(8)	@ USC	W 78-50
AIAW West Reg. - Stanford, CA			
M9	(7)	@ Stanford	W 80-54
M10	(7)	Long Beach St.	W 79-78
M11	(7)	UNLV (17)	W 100-88
AIAW Sectionals- Long Beach, CA			
M17	(5)	BYU	W 102-57
M18	(5)	S. F. Austin (14)	W 86-60
AIAW Final Four - Pauley Pavilion			
M23	(5)	MONTCLAIR ST. (4)	W 85-77
M25	(5)	MARYLAND (6)	W 90-74

1976-77

Record: 20-3; WCAA 7-1, 1st
Head Coach: Ellen Mosher
Championship Won: WCAA
Pre-season AP ranking: 11th / Final AP ranking: 13th

Date	Rank*	Opponent (Rank)	Result
D4	(11)	BAYLOR (13)	W 83-79
D11	(9)	OREGON ST.	W 125-35
D23	(7)	CAL POLY POMONA	W 84-76
J7	(7)	@ Arizona St.	W 85-47
J8	(7)	@ Arizona	W 98-56
J11	(7)	NEBRASKA	W 68-53
J14	(10)	@ San Jose St.	W 80-42
J22	(9)	LONG BEACH ST.	W 93-59
J25	(9)	SAN DIEGO ST.	W 93-42
J28	(8)	@ CS Fullerton (5)	L 61-68
F4	(8)	USC	W 103-73
F9	(8)	@ Long Beach St.	W 86-73
F12	(8)	@ Cal Poly Pomona	W 86-62
F17	(8)	CS FULLERTON (5)	W 74-48
F25	(8)	@ San Diego St.	W 98-45
M1	(8)	@ CS Northridge	W 98-55
M5	(8)	@ USC	W 94-49
AIAW West. Reg. - Fullerton, CA			
M10	(6)	UCSB	W 86-33
M11	(6)	Long Beach St.	W 91-77
M12	(6)	@ CS Fullerton (11)	L 87-91
NWIT Tournament - Amarillo, TX			
M17	(13)	Indiana St.	W 102-73
M18	(13)	Old Dominion (14)	W 66-59

M19	(13)	Wayland Baptist (7)	L 75-79
-----	------	---------------------	---------

1975-76

Record: 19-4; SCWIAAC 12-1, 1st
Head Coach: Ellen Mosher
Championship Won: SCWIAAC

Date	Rank*	Opponent (Rank)	Result
D13		SACRAMENTO ST.	W 77-37
D20		CS FULLERTON	W 73-68
J14		FRESNO ST.	W 89-44
J17		UNLV	W 84-80
J21		LONG BEACH ST.	W 75-62
J24		@ CS Northridge	W 81-56
J30		@ Cal Poly SLO	W 97-35
J31		@ UCSB	W 90-71
F4		@ San Diego St.	W 91-39
F11		USC	W 90-48
F13		@ Fresno St.	W 96-47
F16		@ Cal Poly Pomona	L 56-82
F18		@ Long Beach St.	W 67-62
F27		CAL POLY SLO	W 86-41
F28		UCSB	W 101-41
M2		CAL POLY POMONA	W 73-55
M4		@ CS Fullerton	L 69-74
M6		@ USC	W 96-59
AIAW West Reg. - San Jose, CA			
M12		Long Beach St.	L 77-78
M13		UNLV	W 97-77
NWIT Tournament - Amarillo, TX			
M18		West Texas St.	W 76-63
M19		Belmont	W 80-71
M20		Wayland Baptist	L 77-90

1974-75

Record: 18-4; SCWIAAC 9-1, 1st
Head Coach: Kenny Washington
Championship Won: SCWIAAC

Date	Rank*	Opponent (Rank)	Result
J9		@ UC Irvine	W 106-13
J11		@ UC San Diego	W 117-20
J11		@ UCSB	W 76-42
J13		@ UC Riverside	W 92-15
J15		@ San Diego St.	W 84-36
J22		@ Long Beach St.	L 45-50
J25		FRESNO ST.	W 82-44
J29		UC RIVERSIDE	W 78-22
F3		@ CS Northridge	W 77-27
F5		CS FULLERTON	L 55-60
F7		@ Fresno St.	W 89-51
F8		@ Cal Poly SLO	W 96-43
F12		CS NORTHBRIDGE	W 87-32
F16		@ UNLV	W 99-33
F20		@ CS Fullerton	W 51-43
F22		CAL POLY SLO	W 81-32
SCWIAAC Conf. Tourn. - Riverside, CA			
F27		UCSB	W 67-54
F28		Cal Poly Pomona	W 62-50
M1		CS Fullerton	L 62-63
NWIT Tournament - Amarillo, TX			
M13		Indiana	W 74-61
M14		Mercer	W 62-50
M15		Wayland Baptist	L 41-79

*rankings are by AP/USA Today

NCAA Tournament History

Postseason Tournament Appearances	17 (NCAA) - 7 (AIAW) / 24
Last NCAA Tournament Appearance	2021
All-Time NCAA Tournament Record	21-17 (.553)
National Championships	0 (NCAA) - 1 (1978-AIAW) / 1
NCAA Appearances:	83, 85, 90, 92, 98, 99, 00, 04, 06, 10, 11, 13, 16, 17, 18, 19, 21
Best NCAA Finish:	Elite Eight, 1999 and 2018

2020-21

Mar. 22, 2021: 1st Rd. at Frank Erwin Center in Austin, Texas

No. 3 UCLA 69 — Onyenwere 25, Chou 15, Osborne 15

No. 14 Wyoming 48 — Sanchez-Ramos 15, Bradshaw 13, Weidemann 11
Half — UCLA 40, Wyoming 26. Attn. — N/A

Mar. 24, 2021: 2nd Rd. at Alamodome in San Antonio, Texas

No. 3 UCLA 62 — Onyenwere 21, Osborne 19, Bessoir 11

No. 6 Texas 71 — Taylor 24, Lambert 17, Allen-Taylor 16

2019-20

The 2020 NCAA Tournament was cancelled due to the coronavirus pandemic. The Bruins were projected to host the first two rounds of the tournament.

2018-19

College Park, Md. - Maryland

Mar. 23, 2019: Albany Regional 1st Rd. at XFINITY Center in College Park, Md. - Maryland

No. 6 UCLA 89 — Corsaro 18, Drummer 10, Onyenwere 22, Burke 19, Dean 14, Miller 6

No. 11 Tennessee 77 — Davis 21, Westbrook 6, Collins 14, Jackson 8, C. Green 5, Kushkituah 16, Massengill 3, Green 4
Half — UCLA 44, Tennessee 32. Attn. — 5,072.

Mar. 25, 2019: Albany Regional 2nd Rd. at XFINITY Center in College Park, Md. - Maryland

No. 6 UCLA 85 — Drummer 7, Onyenwere 30, Corsaro 5, Burke 19, Dean 22, Miller 2

No. 3 Maryland 80 — Austin 15, Jones 15, Charles 23, Mikesell 14, Fraser 5, Lewis 8
Half — UCLA 44, Maryland 40. Attn. — 3,941.

Mar. 29, 2019: Albany Regional Sweet Sixteen at Times Union Center in Albany, N.Y.

No. 6 UCLA 61 — Dean 16, Burke 14, Corsaro 11, Onyenwere 8, Drummer 6, Miller 4, Smith 2

No. 2 UConn 69 — Collier 25, Dangerfield 15, Williams 14, Walker 7, Samuelson 6, Nelson-Ododa 2
Half — UCLA 26, UConn 31. Attn. — 8,765

2017-18

Mar. 17, 2018: Los Angeles Regional 1st Rd. at Pauley Pavilion - UCLA

UCLA 71 — Drummer 9, Billings 20, Canada 10, Burke 15, Hayes 5, Horvat 0, Onyenwere 4, Dean 6, Miller 2.

American 60 — Harris 8, Carl 22, Kinneston 2, Liddane 12, Koskimies 13, Lewis 3, Cleveland 0, Marenyi 0.
Half — UCLA 38, American 25. Attn. — 2304.

Mar. 19, 2018: Los Angeles Regional 2nd Rd. at Pauley Pavilion - UCLA

UCLA 86 — Drummer 10, Billings 15, Canada 21, Burke 11, Hayes 4, Horvat 0, Rosenblum 0, Onyenwere 5, Dean 16, Baird 3, Miller 1.

Creighton 64 — Agnew 5, Norby 2, Faber 20, Mellman 6, Lamberty 4, Rembao 0, Elger 13, Kissinger 3, Carda 7, Brown 2, Greene 2.
Half — UCLA 49, Creighton 32. Attn. — 1860.

Mar. 23, 2018: Kansas City Regional Sweet Sixteen at Sprint Center at Kansas City, Mo.

UCLA 84 — Canada 22, Drummer 8, Burke 15, Hayes 2, Billings 17, Horvat 3, Onyenwere 8, Dean 9, Miller 0.

Texas 75 — Higgs 4, McCarty 12, Atkins 20, Holmes 8, White 17, Sutton 10, Hosey 0, Underwood 2, Aborowa 2, Patterson 0.
Half — UCLA 39, Texas 31. Attn. — 4280.

Mar. 25, 2018: Kansas City Regional Elite Eight at Sprint Center at Kansas City, Mo.

UCLA 73 — Canada 23, Drummer 2, Burke 12, Hayes 0, Billings 12, Horvat 0, Onyenwere 8, Dean 16, Miller 0.

Mississippi State 89 — Schaefer 9, William 17, Johnson 12, McCowan 23, Vivians 24, Holmes 2, Tate 0, Scott 0, Danberry 2, Campbell 0, Bibby 0.
Half — UCLA 26, Mississippi State 42. Attn. — 4089.

2016-17

Mar. 18, 2017: Los Angeles Regional 1st Rd. at Pauley Pavilion - UCLA

UCLA 83 — Billings 19, Korver 9, Canada 15, Burke 14, Hayes 8, Kornet 14, Hearn 0, Williams 1, Hersler 3.

Boise State 56 — Harrell 4, Vanderschaaf, 8, Rodriguez 3, Hermida 5, Pahukoa, Brooke 13, Woodvine 4, Shaw 4, Hodgins 0, Lupfer 13, Toth 0, Edringer 0, Pahukoa, Brittney 2, Wheeler 0.

Half — UCLA 44, Boise State 27. Attn. — 2256.

Mar. 20, 2017: Los Angeles Regional 2nd Rd. at Pauley Pavilion - UCLA

UCLA 75 — Billings 12, Korver 21, Canada 12, Burke 9, Hayes 4, Kornet 4, Hearn 4, Williams 0, Hersler 9.

Texas A&M 43 — Cooper 0, Hillsman 10, Howard 2, Knox 10, Williams, D. 10, Jackson 4, Williams, J. 0, Lumpkin 6, Michalke 1, Spencer 0.
Half — UCLA 42, Boise State 21. Attn. — 2077.

Mar. 25, 2017: Bridgeport Regional semifinal at Bridgeport, CT (Webster Bank Arena - University of Connecticut)

UCLA 71 — Canada 20, Billings 17, Korver 15, Burke 5, Hayes 3, Kornet 8, Hersler 3, Williams 0.

UConn 86 — Collier 27, Williams 17, Chong 16, Samuelson 15, Nurse 9, Dangerfield 2.

Half — UCLA 31, Boise State 48. Attn. — 8830.

2015-16

Mar. 19, 2016: Los Angeles Regional 1st Rd. at Pauley Pavilion - UCLA

UCLA 66 — Drummer 9, Billings 8, Korver 2, Canada 10, Fields 16, Hearn 0, Burke 15, Hayes 6, Hersler 0, Baird 0.

Hawai'i 50 — King 8, Adolpho 2, Toeaina 3, Crawford 2, Karaitiana 2, Wimbley 9, Harris 6, Sampton 0, Huff 18, Morris 0.
Half — UCLA 37, Hawai'i 25. Attn. — 2552.

Mar. 21, 2016: Los Angeles Regional 2nd Rd. at Pauley Pavilion - UCLA

UCLA 72 — Korver 12, Canada 19, Drummer 8, Fields 14, Burke 5, Hayes 3, Hersler 0, Billings 11.

South Florida 67 — Williams 29, Pujol 0, Jespersen 0, Cashin 0, Ferreira 0, Flores 0, Stringfield 5, Jenkins 23, Laksa 10, Weber 0.
Half — UCLA 40, South Florida 24. Attn. — 1,656.

Mar. 26, 2016: Bridgeport Regional semifinal at Bridgeport, CT (Webster Bank Arena - University of Connecticut)

UCLA 64 — Drummer 8, Billings 20, Korver 3, Canada 20, Fields 4, Hearn 0, Burke 8, Hayes 1, Hersler 0.

Texas 72 — Boyette 18, Davenport 8, Rodrigo 0, McCarty 15, Atkins 16, Hosey 0, Higgs 6, Taylor 3, Hattis 0, Lang 6.
Half — UCLA 33, Texas 28. Attn. — 8,898.

2012-13

Mar. 23, 2013: Columbus, OH Region, 1st Rd. at Columbus, OH (St. John Arena - Ohio State Univ.)

UCLA 66 — Nyingifa 10, Brewer 9, Dixon 10, Williams 6, Walker 2, Lemberger 2, Korver 8, Swain 6, Fields 13, Brooks 0.

Stetson 49 — Sims 13, Burris 4, Sharp 5, Sanders 9, McGowan 14, Coddington 2, Taylor 0, Dennis 0, Mills 2. Half — UCLA 36, Stetson 20. Attn. — 2,256.

Mar. 25, 2013: Columbus, OH Region, 2nd Rd. at Columbus, OH (St. John Arena - Ohio State Univ.)

UCLA 72 — Nyingifa 18, Brewer 10, Dixon 13, Williams 2, Walker 14, Lemberger 10, Korver 2, Swain 0, Fields 3.

Oklahoma 85 — McFarland 20, Griffin 10, Ellenberg 27, Hook 3, Campbell 19, Kornet 5, Hartman 1. Half — UCLA 36, Oklahoma 42. Attn. — 1,358.

2010-11

Mar. 19, 2010: Spokane, WA Region, 1st Rd. at Spokane, WA

Other Postseason Results

1980-81 AIAW Playoffs

West Regional at Pepperdine

UCLA 92, USF 68

USC 102, UCLA 85

UCLA 61, San Diego St. 54 (3rd place)

Sectional Playoffs

UCLA 72, Oregon St. 65 (Pauley)

UCLA 73, Kansas 71 (at Kansas)

Louisiana Tech 87, UCLA 54 (at Tech)

1979-80 AIAW Playoffs

West Regionals at San Jose State

UCLA 81, San Jose St. 66

Long Beach St. 89, UCLA 88

USF 74, UCLA 60 (3rd place)

1978-79 AIAW Playoffs

West Regional at UCSB

UCLA 85, Stanford 68

UCLA 97, USC 81

UCLA 96, Long Beach St. 80*

Sectionals at Stanford

UCLA 105, Oregon St. 70

UCLA 92, Wayland Baptist 73*

Final Four at Greensboro, NC

Old Dominion 87, UCLA 82 (Semis)

Tennessee 104, UCLA 86 (3rd place)

1977-78 AIAW Playoffs

West Regional at Stanford

UCLA 80, Stanford 54

UCLA 79, Long Beach St. 78, ot

UCLA 100, UNLV 88*

Sectionals at Long Beach

UCLA 102, BYU 57

UCLA 86, Stephen F. Austin 60*

Final Four at UCLA

UCLA 85, Montclair St. 77 (semis)

UCLA 90, Maryland 74*

1976-77 AIAW Playoffs

West Regional at Fullerton

UCLA 86, UCSB 33

UCLA 91, Long Beach St. 77

Cal St. Fullerton 91, UCLA 87*

NWIT at Amarillo, TX

UCLA 102, Indiana St. 73

UCLA 66, Old Dominion 59

Wayland Baptist 79, UCLA 75*

1975-76 AIAW Playoffs

West Regional at San Jose St.

Long Beach St. 78, UCLA 77

UCLA 97, UNLV 77

NWIT at Amarillo, TX

UCLA 76, West Texas St. 63

UCLA 80, Belmont 71

Wayland Baptist 90, UCLA 77*

1974-75 SCWIC Conf. Tourn.

UCLA 67, UCSB 54 at Riverside

UCLA 62, Cal Poly Pomona 50 at Riverside

Cal St. Fullerton 63, UCLA 62* at Riverside

NWIT at Amarillo, TX

UCLA 74, Indiana 61

UCLA 62, Mercer 50

Wayland Baptist 79, UCLA 41*

*indicates championship game

NCAA TOURNAMENT BOX SCORES

(McCarthy Athletic Center - Gonzaga Univ.)

UCLA 55 — Nyingifa 4, Dixon 15, Morris 4, Campbell 11, Wakler 9, Earl 0, Nzekwe 0, Williams 1, Rk. Gardner 11.

Montana 47 — Smith 14, Ena 9, Linford 4, DeBoer 5, Stender 6, Nelson 0, Baker 6, Hurlley 1, Sullivan 2. Half — UCLA 26, Montana 17. Attn. — 5,632.

Mar. 21, 2010: Spokane, WA Region 2nd Rd. game at Spokane, WA (McCarthy Athletic Center - Gonzaga Univ.)

UCLA 75 — Nyingifa 7, Dixon 18, Morris 20, Campbell 6, Walker 8, Earl 2, Nzekwe 0, Williams 0, Costa 0, Rk. Gardner 14.

Gonzaga 89 — Standish 30, Bowen 0, Bekkering 9, Vandersloot 29, K. Redmon 15, J. Redmon 0, Raap 6. Half — UCLA 38, Gonzaga 35. Attn. — 5,804.

2009-10

Mar. 21, 2010: Kansas City, MO Regional, 1st Rd. at Minneapolis, MN (Williams Arena - Minnesota)

UCLA 74 — Walker 8, Dixon 17, Tukiainen 12, Campbell 11, Gardner 13, Earl 0, Morris 4, Nzekwe 2, Williams 0, Alexander 4, Taka 3, Shepard 0.

N.C. State 54 — Holston 9, Ellison 2, White 7, Gartrell 13, Kastanek 21, Strachan 0, Beal 0, Tasler 2, Muciniece 0, Durham 0, Halteman 0, Lliteras 0. Half — UCLA 26, NC State 25. Attn. — 3,327.

Mar. 23, 2010: Kansas City, MO Regional 2nd Rd. game at Minneapolis, MN (Williams Arena - Minnesota)

UCLA 70 — Walker 11, Dixon 13, Morris 15, Campbell 15, Tukiainen 2, Gardner 9, Earl 3, Williams 0, Alexander 0.

Nebraska 83 — Griffin 18, Montgomery 9, Moore 9, Kelley 22, Turner 12, Neals 3, Kuhlman 6, Redmon 4, Freeman 0, Reeves 0, Periago 0. Half — Nebraska 35, UCLA 30. Attn. — 2,396.

2005-06

Mar. 19, 2006: Cleveland, OH Regional, 1st Rd. at West Lafayette, IN (Mackey Arena - Purdue University)

UCLA 74 — Livingston 4, Pluimer 8, Quinn 21, Blue 7, Willis 23, Oren 2, Ibeke 6, Pedersen 3, Henderson 0, Zaidi 0, Lezcano 0.

Bowling Green 61 — Honegger 15, Mann 16, Thorburn 0, Horne 7, Achter 11, McDowell 8, Flynn 2, McCall 0, Goldsberry 0, Lause 2, Taylor 0, McKenzie 0. Half — UCLA 42, Bowling Green 28. Attn. — 4,239.

Mar. 21, 2006: Cleveland, OH Regional 2nd Rd. game at West Lafayette, IN (Mackey Arena - Purdue University)

UCLA 54 — Livingston 0, Quinn 9, Pluimer 6, Blue 18, Willis 15, Ibeke 6, Pitts 0, Oren 0, Henderson 0, Zaidi 0.

Purdue 61 — Traore 11, Lawless 14, Wisdom-Hylton 14, Gearlds 15, Webb 6, Campbell 0, Howell 0, Bogdanova 0, Freeman 0, Duncan 1. Halftime — UCLA 26, Purdue 24. Attn. — 3,766.

2003-04

Mar. 21, 2004: Midwest Regional 1st Rd. at Minneapolis, MN (Williams Arena-University of Minnesota)

UCLA 81 — Jones 3, Veasley 2, Blue 33, Willis 15, Quinn 15, Oren 2, Arranaga 5, Livingston 6.

Minnesota 92 — Bolden 5, Andersson 14, McCarville 19, Schonrock 15, Whalen 31, Roysland 2, Dimitroff 0, Broback 6, Collison 0, Podominick 0. Half — Minn. 38, UCLA 37. Attn. — 12,357.

1999-00

Mar. 17, 2000: Midwest Regional 1st Rd. at Notre Dame, IN (Joyce Center-Notre Dame University)

UCLA 72 — Philman 8, Martin 8, Hubbard 15, Gomez 9, Kaczmarek 13, Flannigan 9, Jackson 0, Greco 6, Funicello 4.

George Washington 79 — Lawrence 10, Jefferson 2, Dubovcova 18, Egleston 5, Aguilar 23, Joens 5, Alexander 13, Baskova 0, Davidson 3, Carlson 0. Half — GW 39, UCLA 26. Attn. — 5,195.

1998-99

Mar. 13, 1999: West Regional 1st Rd. at Los Angeles, CA (Pauley Pavilion-UCLA)

UCLA 76 — Philman 5, Martin 18, Hubbard 12, Gomez 15, Flannigan

16, Pearson 8, Greco 2, Rembert 0, Funicello 0.

UW-Green Bay 69 — Ebel 3, Nordgaard 27, Warden 7, Krueger 5, Knutson 7, Leonard 6, Tilque 12, Schoeneberger 2.

Half — UCLA 42, UWGB 24. Attn. — 2,390.

Mar. 15, 1999: West Regional 2nd Rd. at Los Angeles, CA (Pauley Pavilion-UCLA)

UCLA 87 — Philman 16, Martin 21, Hubbard 13, Gomez 6, Flannigan 6, Pearson 13, Belavic 2, Greco 3, Rembert 0, Funicello 7.

Kentucky 63 — McDole 16, Meadows 15, Owens 5, Wait 2, Jackson 10, Martinez 2, Alexander 3, Keith 0, Vieth 5, Barnes 5, Christman 0, Young 0, Seaton 0. Half — UCLA 34, UK 24. Attn. — 2,604.

Mar. 20, 1999: West Regional semifinal at Los Angeles, CA (Sports Arena-UCLA)

UCLA 77 — Philman 0, Martin 11, Hubbard 21, Flannigan 16, Gomez 0, Pearson 17, Greco 8, Funicello 4.

Colorado State 68 — Cronin 24, Hannen 3, McDill 1, Manning 2, Hammon 21, Gorton 7, Johnson 6, Randles 4. Half — UCLA 26, Colorado State 25. Attn. — 4,583.

Mar. 22, 1999: West Regional final at Los Angeles, CA (Sports Arena-UCLA)

UCLA 62 — Philman 10, Martin 16, Hubbard 10, Flannigan 11, Greco 6, Gomez 6, Pearson 3, Funicello 0.

Louisiana Tech 88 — Maxwell 22, Wilson 23, Massey 12, Stallworth 12, Jackson 9, Walker 2, Sides 2, Lassiter 0, Lennox 6, Lewis 0, Gilmore 0. Half — La. Tech 35, UCLA 32. Attn. — 5,302.

1997-98

Mar. 13, 1998: Midwest Regional 1st Rd. at Tuscaloosa, AL (Coleman Coliseum-University of Alabama)

UCLA 65 — Philman 3, Martin 16, Hubbard 12, Grimes 6, Gomez 4, Pearson 15, Jackson 0, Flannigan 4, Veasley 5, Funicello 0.

Michigan 58 — Murray 13, Thomas 17, Johns 9, Thorius 4, Lemire 5, Franklin 6, Walker 4, Willard 0. Half — UCLA 33, Michigan 23. Attn. — 3,025.

Mar. 15, 1998: Midwest Regional 2nd Rd. game at Tuscaloosa, AL (Coleman Coliseum- University of Alabama)

UCLA 74 — Philman 16, Martin 13, Hubbard 19, Grimes 9, Gomez 8, Pearson 2, Jackson 7, Veasley 0, Funicello 0, Flannigan 0.

Alabama 75 — Caudle 2, Mills 12, Canty 28, Goss 8, Ezell 19, Jones 4, Carruth 0, Duncan 2. Half — UCLA 41, Alabama 28. Attn. — 3,250.

1991-92

Mar. 13, 1992: Midwest Regional 1st Rd. at Los Angeles, CA (Pauley Pavilion - UCLA)

UCLA 93 — Stephens 11, Williams 22, Kamrath 6, Anderson 16, Mosman 9, Tarabochia 0, Lockhart 0, Jalewalia 21, Allen 0, Gische 0, VanOostveen 8.

Notre Dame 72 — Bowen 18, Haysbert 0, Nowlin 14, Leary 0, Orlosky 8, Knapp 0, Smith 2, Washington 7, Marciniak 21, Alexander 2, Rupe 0. Half — UCLA 37, Notre Dame 24. Attn. — 441.

Mar. 22, 1992: Midwest Regional 2nd Rd. at Austin, TX (Erwin Events Center - University of Texas)

UCLA 82 — Stephens 20, Kamrath 5, Williams 24, Anderson 4, Mosman 17, Lockhart 7, Jalewalia 3, VanOostveen 2.

Texas 81 — Meeks 19, Benton 7, C. Henderson 28, Pointer 12, N. Henderson 9, Jones 2, Kennedy 0, Clark 4, Pollard 0. Half — Texas 47, UCLA 42. Attn. — 4,990.

Mar. 26, 1992: Midwest Regional semifinal at Boulder, CO (Coors Events Center - University of Colorado)

UCLA 57 — Stephens 13, Kamrath 3, Williams 17, Anderson 8, Mosman 7, Jalewalia 7, Lockhart 2, VanOostveen 0.

SW Missouri State 83 — Rapier 8, Winkfield 14, Baucom 10, Robbins 13, M. Howard 18, Shira 10, Muller 8, J. Howard 1, Sumrall 1, Ediger 0. Half — SW Miss. St. 37, UCLA 22. Attn. — 2,739.

1989-90

Mar. 14, 1990: West Regional 1st Rd. game at Fayetteville, AR (Barnhill Arena - University of Arkansas)

UCLA 80 — VanEmbricqs 13, Wootton 10, Kamrath 6, Stephens 16, Mosman 13, Roulier 7, Young 2, Bouldin 13.

Arkansas 90 — Nicholas 22, Jackson 13, Savage 21, Willson 6, DeHorney 22, Gore 2, Goshien 2, Moore 2, Crosby 0.

Half — UCLA 37, Ark. 30. Regulation — UCLA 75, Ark. 75. Attn. — 3,257.

1984-85

Mar. 15, 1985: West Regional 1st Rd. at Seattle, WA (Edmundson Pavilion - University of Washington)

UCLA 78 — Joyner 13, Vandelagematt 2, Keur 12, Hardy 16, Dean 18, Biggs 8, Brown 0, Dome 9.

Washington 62 — Oriard 15, Avelino 13, Bishop 6, Rue 4, Hughley 20, Hamilton 0, Tucker 0, Recknor 0, Raschkow 4. Half — UCLA 34, Washington 32. Attn. — 3,832.

Mar. 21, 1985: West Regional semifinal at Los Angeles, CA (Pauley Pavilion - UCLA)

Georgia 78 — McClain 9, O'Connor 8, Harris 17, Edwards 21, Gardner 8, Abrams 4, Waites 7, Inman 2, Acosta 0, Bootz 2.

UCLA 42 — Vandelagematt 2, Joyner 7, Keur 14, Hardy 2, Dean 6, Biggs 4, Brown 2, Mead 0, Nishi 0, Dome 5. Halftime — Georgia 43, UCLA 14. Attn. — 4,624.

1982-83

Mar. 19, 1983: West Regional 1st Rd. at Willamette, OR (Sparks Center - Oregon State)

UCLA 62 — Joyner 6, Dean 2, Thompson 24, McCoy 5, McFadden 0, Hardy 7, Jones 12, Thurston 4, Alston 2.

Oregon State 75 — Martin 23, Coleman 6, Spoelstra 8, Sturzenegger 9, Clark 23, Coleman 6, Lopez 0, Channel 3, Mothershed 3, Novo 0. Half — Oregon State 39, UCLA 26. Attn. — 1,523.



Led by four-time All-American Ann Meyers, Anita Ortega, Denise Curry and first-year head coach Billie Moore, UCLA captured the 1978 AIAW (Association of Intercollegiate Athletics for Women) national basketball championship in Pauley Pavilion. The title drive included Bruin wins in the final 21 games of the season and culminated in the 90-74 championship victory over Maryland before an AIAW record crowd of 9,351. In all, the Final Four weekend drew more than 17,000 fans to Pauley Pavilion and included a national semifinal win over Montclair State by an 85-77 count.

After capturing the WCAA conference championship, the road to the Final Four began with regional wins in Stanford, CA over Stanford (80-54), Long Beach State (79-78) and UNLV (100-88). Sectional wins followed over BYU (102-57) and Stephen F. Austin (86-60). UCLA finished with a 27-3 record, with all three losses coming on the road against top-10 ranked opponents. It averaged 96.2 points per game and outscored its opponents by an average of 28 points per contest.

AIAW Semifinals - Mar. 23, 1978

UCLA dominated the game, taking a 52-38 lead into halftime and never relinquishing it. Three Bruins recorded double-doubles - Denise Curry with 22 points and 14 rebounds, Heidi Nestor with 22/10 and Ann Meyers with 19/14. The Bruins controlled the boards, outrebounding Montclair State 61-29. MSC had 40 points from Carol Blazejowski but only 37 from the rest of the team.

Montclair State 77

Player	FG-A	FT-A	Reb	PF	TP	A	T	B	S	Min
Blazejowski*	18-33	4-4	7	4	40	2	1	0	2	40
Colasurdo*	3-9	2-2	11	4	8	2	2	1	5	40
Szeremeta*	7-19	0-1	4	1	14	2	4	2	2	37
Jeffrey*	3-8	0-0	1	2	6	5	2	0	0	22
C. Meyers*	0-2	0-0	0	0	0	1	0	0	0	8
Schmidt	2-3	0-0	3	0	4	7	4	0	0	35
Henry	2-4	1-2	2	0	5	0	0	0	1	18
Totals	35-78	7-9	29	11	77	19	13	3	10	200

Field Goal %: .449 Free Throw %: .778

UCLA 85

Player	FG-A	FT-A	Reb	PF	TP	A	T	B	S	Min
Curry*	11-14	0-0	14	3	22	1	0	0	1	34
Meyers*	8-15	3-3	14	3	19	8	9	2	6	40
Nestor*	11-17	0-0	10	3	22	0	2	1	0	27
Ortega*	2-15	3-4	7	1	7	3	5	0	0	38
Frierson*	3-11	1-2	0	1	7	6	4	0	1	35
Corlett	3-9	2-4	9	2	8	0	2	0	1	19
Moore	0-1	0-0	3	0	0	1	0	0	0	7
Totals	38-82	9-13	61	13	85	19	22	3	9	200

Field Goal %: .463 Free Throw %: .692
 Halftime-UCLA 52-38. Attn. 7,822.

AIAW Finals - Mar. 25, 1978

UCLA never trailed in the game and led by as many as 19 points, 74-55, before winning its first-ever national title 90-74 in front of an AIAW National Championship record crowd of 9,351. Ann Meyers recorded her second consecutive double-double, tallying 20 points and 10 rebounds, to go along with nine assists and eight steals. Anita Ortega led all scorers with 23 points.

Maryland 74

Player	FG-A	FT-A	Reb	PF	TP	A	T	B	S	Min
Jones*	1-3	3-4	5	4	5	1	2	0	1	27
Briese*	2-6	0-0	3	1	4	1	3	0	0	10
Kirchner*	7-21	1-2	15	4	15	0	5	0	1	38
Bailey*	10-22	0-0	5	4	20	3	4	0	2	32
Heiss*	6-9	0-1	2	4	12	9	5	0	3	36
Schlesinger	0-0	0-0	1	0	0	1	2	0	0	4
Lefeged	0-4	0-0	3	2	0	2	1	0	2	20
Kimrey	0-2	0-0	0	0	0	0	0	0	0	2
Stewart	9-17	0-0	8	3	18	1	2	1	1	31
Totals	35-84	4-7	46	22	74	18	24	1	10	200

Field Goal %: .417 Free Throw %: .571

UCLA 90

Player	FG-A	FT-A	Reb	PF	TP	A	T	B	S	Min
Curry*	9-19	0-0	7	2	18	2	6	2	2	36
Meyers*	9-17	2-2	10	2	20	9	4	0	8	39
Nestor*	5-9	3-3	9	5	13	1	1	0	2	27
Ortega*	8-17	7-8	3	4	23	2	1	1	0	29
Frierson*	3-10	3-3	2	0	9	1	4	0	2	33
Corlett	2-5	2-2	11	1	6	0	4	0	0	24
Moore	0-1	1-2	1	0	1	1	3	0	0	12
Totals	36-78	18-20	45	14	90	16	23	3	14	200

Field Goal %: .462 Free Throw %: .900
 Halftime-UCLA 43-33. Attn. 9,351.

1978 NATIONAL CHAMPIONSHIP TEAM HONORED ON 30TH ANNIVERSARY

Each member of UCLA's 1978 National Championship squad was in attendance on Feb. 17, 2008 in Pauley Pavilion to celebrate the 30th Anniversary of UCLA's first women's basketball title, a 90-74 victory over Maryland.

The players, coaches and staff were honored at halftime of the UCLA-USC game and presented with national championship rings for the first time ever. At the time of their championship, they simply received championship watches.




1978 National Championship Team (l-r): Heidi Nestor, Beth Moore, Tam Breckenridge, Ann Meyers Drysdale, Denise Curry, Assistant Coach Colleen Matsuhara, Head Coach Billie Moore, Denise Corlett, Team Manager Yvette Duran-Hardin, Janet Hopkins, Dianne Frierson, Debbie Willie, Sports Information Director Michael Sondheimer, Associate Athletic Director Dr. Judith Holland, Anita Ortega.



Anita Ortega



Denise Curry



Ann Meyers Drysdale



Billie Moore and Dr. Judith Holland

2015 - WOMEN'S NATIONAL INVITATION TOURNAMENT CHAMPIONS

Freshman point guard Jordin Canada scored a career-high 31 points to lead the UCLA women's basketball team past West Virginia, 62-60, to win the 2015 Women's National Invitation Tournament (WNIT) on April 4, 2015 at the Charleston (W.Va.) Civic Center.

Canada connected on 9 of 19 shots from the field and made 13 of 15 free throws, helping UCLA (19-18) win its sixth consecutive game. She was the Bruins' only player to score in double figures, shattering her previous career high of 19 points, in addition to tallying four steals and two assists. She was named the WNIT MVP.

West Virginia's Avere'e Fields led the Mountaineers with 17 points. WVU also received 14 points from Bria Holmes and 10 points from Linda Stepney.

The Bruins scored the first four points of the game and led 12-9 on a pair of free throws by Kelli Hayes at the 12:32 mark. But West Virginia would go on a 15-6 run to build their largest lead of six points (24-18) with 5:51 left in the first half. Jordin Canada would tie the game on a layup at 26-26 (1:18). Canada would get her third steal of the first half and race down the floor, beating the buzzer to give UCLA a 30-28 lead at the break. Her 14 points in the first half led all scorers.

UCLA took the lead for good with fewer than four minutes to play in the game. West Virginia's Crystal Leary made one of two free throws with 4:31 to play, pushing the Mountaineers ahead, 53-50.

Kari Korver, who finished with five points and six rebounds, nailed a 3-pointer at the 4:19 mark to tie the contest 53-53.

After a missed jump shot by West Virginia, Canada made a layup with 3:45 remaining to put UCLA ahead by a 55-53 margin. An ensuing steal and layup by Kelli Hayes gave UCLA a 57-53 advantage with 3:19 remaining.



UCLA won its first-ever WNIT title with a 62-60 win over West Virginia in Charleston, W. Va., on April 4, 2015.

West Virginia trimmed its deficit to two points (57-55) with less than three minutes to play. UCLA added to its lead with 49 seconds to play, as Monique Billings made one of two free throws, putting the Bruins ahead, 58-55.

A layup by Stepney cut UCLA's lead to 58-57 with 44 seconds to play, before Canada answered with a layup at the 25-second mark. Canada helped UCLA ice the victory with a steal and two ensuing free throws with 19 seconds remaining to put UCLA ahead, 61-57. The Bruins led in the final moments for the 62-60 win.

Prior to Saturday's victory over West Virginia, UCLA had not won a postseason tournament since upsetting Stanford to win the 2006 Pac-10 Tournament. This marked the Bruins' first-ever WNIT Tournament appearance and was the latest UCLA had ever played a basketball game.

Official Basketball Box Score - Game Totals - Final Statistics															
UCLA vs West Virginia															
648W15138 p.m. at Charleston, W.Va. (Charleston Civic Ctr)															
UCLA 62 • 19-18															
#	Player	Total	3-PT	Rebounds	PF	TP	A	TO	Blk	Stl	Min				
FG	FGA	FT	FTA	Off	Def	Total									
34	Coats, Corinn	F 3-4	0-0	0-0	0	4	4	5	6	0	0	6	0	20	
13	Livullo, Luana	C 0-1	0-0	0-0	1	1	2	2	0	0	1	0	1	7	
02	Korver, Kari	G 2-4	1-3	0-0	3	3	6	3	5	1	1	0	0	27	
03	Canada, Jordin	G 9-19	0-0	13-15	2	0	2	0	31	2	3	0	4	36	
21	Fields, Nirra	G 0-9	0-1	2-4	1	2	3	4	2	3	4	0	1	27	
14	Shumway, Lajehine	C 3-8	0-0	2-3	2	6	8	2	8	0	2	0	2	28	
22	Potter, Madeleine	0-1	0-1	0-0	0	0	0	0	0	0	0	0	0	4	
23	Hayes, Kelli	2-6	0-1	2-2	1	0	1	2	6	1	1	0	1	26	
34	Hanley, Paulina	1-1	0-0	0-0	0	1	1	0	2	0	0	0	0	5	
25	Billings, Monique	0-1	0-0	2-4	2	4	6	2	2	1	1	0	2	20	
Team				3		4		7							
Totals		20-52	1-6	21-28	15	25	40	20	62	8	13	6	11	200	
FG % 1st Half:		10-21	32.4%	2nd half:		10-21	47.6%	Game:		20-52	38.5%	Double			
3FG % 1st Half:		0-4	0.0%	2nd half:		1-2	50.0%	Game:		1-6	16.7%	Rebounds		3	
FT % 1st Half:		10-11	90.9%	2nd half:		11-17	64.7%	Game:		21-28	75.0%				
West Virginia 60 • 23-15															
#	Player	Total	3-PT	Rebounds	PF	TP	A	TO	Blk	Stl	Min				
FG	FGA	FT	FTA	Off	Def	Total									
06	Fields, Avere'e	F 6-12	0-0	5-5	1	2	3	3	17	0	3	0	1	40	
20	McDonald, Bre	F 2-10	0-1	2-2	2	1	3	3	6	3	1	0	1	22	
18	Montgomery, Lanay	C 0-1	0-0	0-0	4	2	6	5	0	0	1	0	1	19	
23	Stepney, Linda	G 3-6	2-2	2-2	0	3	2	10	1	1	0	0	2	28	
29	Holmes, Bria	G 3-15	1-7	7-8	2	3	5	4	14	6	3	1	0	30	
11	Muldrow, Teana	1-6	0-3	0-0	0	1	1	0	2	0	0	0	0	11	
21	Moxley, Jessica	2-6	2-3	0-1	0	3	3	2	6	1	4	0	1	18	
32	Leary, Crystal	2-2	0-0	1-2	5	3	8	2	0	0	0	1	23		
Team				2		4		6							
Totals		19-58	5-16	17-20	18	22	38	21	60	11	13	4	7	200	
FG % 1st Half:		9-20	32.3%	2nd half:		10-28	32.2%	Game:		19-58	32.8%	Double			
3FG % 1st Half:		3-9	33.3%	2nd half:		2-7	28.6%	Game:		5-16	31.3%	Rebounds		1	
FT % 1st Half:		7-8	87.5%	2nd half:		10-12	83.3%	Game:		17-20	85.0%				
Officials: Roy Gutierrez, Brian Hall, Kevin Robinson															
Technical fouls: UCLA=None, West Virginia=None															
Attendance: 8628															
Game Start: 3:08 Final Time: 5:13															
Coats (UCLA) fouled out with 4:31 remaining in the second half.															
1. Montgomery (WVU) fouled out with 0:43.4 left in the second half.															
Records by records				W	L	OT	Total								
UCLA	28	32	62	19	17	10	6	13	10	10	10	10	10	10	
West Virginia	28	32	60	19	17	10	6	13	10	10	10	10	10	10	
Last PG - UCLA 2nd-00:25, WVU 2nd-00:12															
Largest lead - UCLA by 6 2nd-00:19, WVU by 6 1st-06:51															
Score tied - 13 times															
Lead changed - 10 times															



Head Coach Cori Close cuts the final piece off of the net after guiding her team to the WNIT Championship.



WNIT MVP Jordin Canada was lifted onto the shoulders of her teammates after scoring a career-high 31 points.

The Bruins captured their first Pac-10 Conference championship in 1999. UCLA posted a 15-3 conference record, the most Pac-10 wins in its history. Its 26-8 overall record included the most wins by a Bruin team since the 1981 squad went 29-7. Coach Kathy Olivier's unit went on to advance further in the NCAA tournament, with a trip to the Elite Eight, than any other Bruin team in history. It marked UCLA's sixth overall tournament appearance and first-ever back-to-back appearances. In addition, the #3 seeding into the tournament was a school-best.

UCLA's run to the Elite Eight began in Pauley Pavilion, as the Bruins hosted Wisconsin-Green Bay for a first-round matchup. Four Bruin players scored in double-figures to lead UCLA to a 76-69 victory, setting up a second-round matchup with Kentucky. Pac-10 Player of the Year and Kodak All-American Maylana Martin led all players with 21 points, 15 coming from the free throw line, and Marie Philman posted a double-double with 16 points and 10 boards in the 87-63 win over the Wildcats.

UCLA continued its playoff run with a West Regional contest against seventh-ranked Colorado State at the Los Angeles Sports Arena. The Bruins' hopes suffered an early setback when point guard Erica Gomez sprained her ankle in the game's first minute, but freshman Michelle Greco stepped in and helped keep the team on course to a 26-25 lead at the half. It was a tight game throughout, and the Bruins led by one point, 67-66, with 2:12 to play when LaCresha Flannigan made five of six free throws down the stretch to put the game away. UCLA advanced to its first-ever Elite Eight with a 77-68 decision and a date with third-ranked Louisiana Tech.

The Bruins played some of their best basketball of the year in jumping out to a 28-18 lead at the 7:23 mark of the first half in the Regional championship battle. However, the Lady Techsters scored the next 11 points in the game and led 35-32 at the break. The Bruins regained the lead at 38-37, but it would be their last of the contest as Tech rolled to a 88-62 win. Martin led four Bruins in double digits with 16 points.

The team set a school and Pac-10 record for steals in a season with 435 and for best field goal percentage in a game with a .695 mark (41-59 fg) at Washington State on February 25. The overall team shooting percentage for the season of .476 (ninth-best in the nation) was the best



Head coach Kathy Olivier celebrates on the bench with players during the Bruins' Sweet 16 win.



Maylana Martin cuts down the nets at Pauley Pavilion after the Bruins clinched their first-ever Pac-10 title in 1999.

by a Bruin team since 1983-84 (.491). Opponents were held to .400 shooting in the 1999 season, which was the lowest mark since the 1978 UCLA team limited opponents to .395. The scoring average of 85.2 points per contest ranked fifth-best in the nation.

The attendance of 9,530 fans which gathered to witness the USC game on January 23 was the largest ever to see a women's game in UCLA's Pauley Pavilion, surpassing the total of 9,351 which were on hand for the 1978 AIAW National Championship game vs. Maryland. The team's final ranking of No. 7 in the USA Today coaches poll marked UCLA's highest finish ever in that poll and the best finish in either poll since a No. 7 ranking in the Associated Press listings in 1981.

Martin, led the conference in scoring with an 18.2 mark and ranked as the second-leading rebounder at 9.4 caroms per contest. Martin, who was a finalist for the Naismith Award presented to the nation's outstanding player, exploded for a career-best 38 points (seventh-highest total in school history) in a win at USC in which she connected on 13-19 shots from the field and 12-14 free throws. The junior also grabbed a career-best matching 18 rebounds in that game.

UCLA's biggest surprise during the season was the play of sophomore guard Flannigan, who earned first-team All-Pac-10 honors as well. She was the second-leading scorer on the team behind Martin with a 14.1 mark and managed to do most of her damage in the conference, where she averaged 17.2 points per game.

The Bruins' third first-team All-Pac-10 selection was Gomez, who broke Ann Meyers' (544) school record for career assists. Gomez set the record at home against Arizona State on March 4 and finished her junior season with 573 assists. She also established a school record for assists in a single-game with 16 in the game at Arizona State on January 5. Her season assist average of 6.67 edged Mary Hegarty's old school record of 6.66 for best single-season mark.

Two other starters averaged in double figures for the Bruins in the championship season. Junior center Janae Hubbard,

an honorable mention All-Pac-10 selection, averaged 12.5 points per game and ranked fourth in the conference in rebounding with a 7.9 mark. During the year, Hubbard pulled down 22 rebounds in a game vs. Arizona on March 6, the fourth-highest single-game total in school history. Earlier in the year, she had scored a career-best 29 points against UConn. Philman scored 11.1 points per game and grabbed five boards. She set or tied her career high in points in four games during the season, including a best of 24 vs. Washington on January 28.



The Bruin bench was a big reason for the success of this team, and three players were the primary contributors. Junior Melanie Pearson appeared in all 34 games and averaged 8.5 points while leading the team with 40 three-point goals. Junior Carly Funicello provided valuable assistance on the inside. She averaged 5.6 points and 4.1 rebounds per game and saw action in 31 contests. Greco was the third key member of the team, providing a lift off the bench. Greco, who was named to the All-Pac-10 freshman team and to the NCAA West Regional All-Tournament team, scored at a 7.8 points per game clip and handed out 94 assists in 34 games.

2018 - ELITE EIGHT

In 2017-18, the Bruins made their first appearance in the Elite Eight since 1999 while reaching the Sweet Sixteen for the third straight season in the process, the first time in UCLA history that a team accomplished that feat. UCLA posted a 14-4 record in the Pac-12, which tied for third in the league, while surpassing the 25-point win plateau for the third consecutive year (27-8).

UCLA's run to the Elite Eight began in Pauley Pavilion, as the Bruins hosted American in a first-round matchup. Senior Monique Billings scored 20 points and had 10 rebounds, Kennedy Burke added 15 points as third-seeded UCLA posted a 71-60 win. Jordin Canada had 10 points and 11 assists for the Bruins. After the Eagles took an early lead to start the game, the Bruins countered with a 22-3 run over the final 4:33 of the opening quarter to build a double-digit advantage and take control. Billings scored 10 points during the UCLA surge as the Bruins opened a 27-12 lead after the first quarter. American cut the lead to 45-41 following Liddane's basket at the 4:33 mark of the third quarter but UCLA rallied and upped its lead to 63-48 on a bucket by Lajahna Drummer with 6:48 to play and cruised to the victory.

UCLA continued its playoff run as Jordin Canada scored 21 points and junior Japreece Dean added 16 points to lead third-seeded UCLA to an 86-64 victory over No. 11 seed Creighton in the second round of the women's NCAA Tournament. Canada, made six of seven shots and dished out eight assists to lead the Bruins. The senior guard was the 2018 Pac 12 Defensive Player of the Year. Billings scored 15 points and Burke added 11 points for UCLA. The Bruins scored on eight of their first nine possessions to jump to an early double-digit lead. Dean's 3-pointer at the 4:12 mark of the opening quarter gave UCLA an 18-7 lead. The Bruins kept the defensive pressure on the Bluejays and led 26-15 after the first quarter. UCLA continued to use its speed and quickness in the second quarter and forced 10 first half turnovers while upping its lead to 49-32 at the break, following a pair of free throws by Billings down the stretch. Billings led the Bruins with 13 points in the first half. Creighton never got closer than 17 points in the second half. The Bruins improved to 15-2 at home on the season.

In the Sweet Sixteen game against Texas, Canada was struggling with her shot, the Longhorns had emerged from the locker room on a run and No. 3 UCLA was suddenly reeling in a game that was shaping up a lot like their Sweet 16 matchup two years ago. This time, Canada and the Bruins rose to the occasion. Canada finished with 22 points, often putting the third-seeded Bruins on her back, and UCLA held on for an 84-75 victory to avenge that frustrating loss to the Longhorns. Billings added 17 points and Burke had 15 for the Bruins, who finally made it to the Elite Eight of the NCAA Tournament after falling a game short the past two seasons. Texas made one last charge when it got back-to-back 3-pointers from Ariel Atkins and Alecia Sutton to close within 76-72 with less than two minutes left. But Burke answered with a layup for UCLA, and Canada's jumper with just under a minute to go helped put the game away. UCLA wound up shooting 56.3 percent from the field in the second half.

Taira McCowan had 23 points and 21 rebounds, Victoria



The UCLA bench erupts at the end of the 2018 NCAA Second Round game after Chrissy Baird drained a three-pointer.

Vivans added 24 points and top-seeded Mississippi State beat relentless UCLA 89-73 in Kansas City's Sprint Center to reach its second straight Final Four. Canada led the third-seeded Bruins (27-8) with 23 points, eight rebounds and five assists. Dean finished with 16 points, and Billings and Burke had 12 apiece, most of it coming when the Bruins were trying to rally from a 50-32 deficit. They closed within 74-68 on Dean's 3-pointer with 2:53 left, but they couldn't get a stop on the defensive end. Instead, they traded basket-for-basket down the stretch, and Mississippi State managed to clinch the win from the foul line in the final minute.

Canada finished as the second-leading scorer in UCLA history with 2,153 career points and is the UCLA and Pac-12 Conference's all-time assists leader (831). This past season, the three-time All-Pac-12 and three-time All-America selection led the team in scoring at 17.0 points per game. She also led the team in assists (7.1 apg) and steals (3.3 spg) while averaging 3.7 rebounds per game.

Billings finished as the ninth-leading scorer in UCLA history with 1,761 career points and is UCLA's all-time blocks leader (228). She is also second on the Bruins' career charts in rebounds (1,159) and first in career games played (141). This past season, the three-time All-Pac-12 honoree was second on the team in scoring (15.3 ppg) and led the team and the Pac-12 in rebounding (9.5 rpg) and in double-doubles (17).



Senior point guard Jordin Canada averaged 19.0 points, 8.0 assists, 5.3 rebound and 4.0 steals per game in the Bruins' Elite Eight run in 2018.

UCLA		Official Basketball Box Score - Game Totals - Final Statistics		Creighton																																																																																																																																																																																																					
BY 2018-19 Pac-12 at Los Angeles, Calif. (Pauley Pavilion)		BY 2018-19 Pac-12 at Los Angeles, Calif. (Pauley Pavilion)		BY 2018-19 Pac-12 at Los Angeles, Calif. (Pauley Pavilion)																																																																																																																																																																																																					
American 64 • 28-7		Total 3-Pt Rebounds		Total 3-Pt Rebounds																																																																																																																																																																																																					
<table border="1"> <tr><th>Player</th><th>PTS</th><th>FG</th><th>3PT</th><th>FT</th><th>REB</th><th>AST</th><th>BLK</th><th>STL</th><th>TO</th><th>PF</th></tr> <tr><td>McKee, Michael</td><td>11</td><td>3-10</td><td>0-0</td><td>0-0</td><td>10</td><td>10</td><td>2</td><td>3</td><td>1</td><td>2</td></tr> <tr><td>Carl, Cassidy</td><td>9</td><td>3-15</td><td>0-0</td><td>0-0</td><td>10</td><td>10</td><td>2</td><td>2</td><td>1</td><td>1</td></tr> <tr><td>Kavanaugh, Emily</td><td>4</td><td>1-10</td><td>0-0</td><td>1-2</td><td>3</td><td>3</td><td>1</td><td>4</td><td>1</td><td>0</td></tr> <tr><td>McKee, Michael</td><td>3</td><td>1-4</td><td>0-0</td><td>1-2</td><td>3</td><td>3</td><td>1</td><td>4</td><td>1</td><td>0</td></tr> <tr><td>Lewis, Kadon</td><td>3</td><td>1-5</td><td>0-1</td><td>0-1</td><td>1</td><td>1</td><td>0</td><td>0</td><td>0</td><td>1</td></tr> <tr><td>Chenoweth, Tarysya</td><td>0</td><td>0-0</td><td>0-0</td><td>0-0</td><td>0</td><td>0</td><td>0</td><td>0</td><td>0</td><td>0</td></tr> <tr><td>McKee, Michael</td><td>0</td><td>0-0</td><td>0-0</td><td>0-0</td><td>0</td><td>0</td><td>0</td><td>0</td><td>0</td><td>0</td></tr> <tr><td>Totals</td><td>24-56</td><td>9-23</td><td>3-8</td><td>12-24</td><td>36</td><td>60</td><td>19</td><td>15</td><td>3</td><td>4</td></tr> </table>		Player	PTS	FG	3PT	FT	REB	AST	BLK	STL	TO	PF	McKee, Michael	11	3-10	0-0	0-0	10	10	2	3	1	2	Carl, Cassidy	9	3-15	0-0	0-0	10	10	2	2	1	1	Kavanaugh, Emily	4	1-10	0-0	1-2	3	3	1	4	1	0	McKee, Michael	3	1-4	0-0	1-2	3	3	1	4	1	0	Lewis, Kadon	3	1-5	0-1	0-1	1	1	0	0	0	1	Chenoweth, Tarysya	0	0-0	0-0	0-0	0	0	0	0	0	0	McKee, Michael	0	0-0	0-0	0-0	0	0	0	0	0	0	Totals	24-56	9-23	3-8	12-24	36	60	19	15	3	4	<table border="1"> <tr><th>Player</th><th>PTS</th><th>FG</th><th>3PT</th><th>FT</th><th>REB</th><th>AST</th><th>BLK</th><th>STL</th><th>TO</th><th>PF</th></tr> <tr><td>McKee, Michael</td><td>14</td><td>4-12</td><td>0-0</td><td>0-0</td><td>10</td><td>10</td><td>2</td><td>3</td><td>1</td><td>2</td></tr> <tr><td>Carl, Cassidy</td><td>9</td><td>3-15</td><td>0-0</td><td>0-0</td><td>10</td><td>10</td><td>2</td><td>2</td><td>1</td><td>1</td></tr> <tr><td>Kavanaugh, Emily</td><td>4</td><td>1-10</td><td>0-0</td><td>1-2</td><td>3</td><td>3</td><td>1</td><td>4</td><td>1</td><td>0</td></tr> <tr><td>McKee, Michael</td><td>3</td><td>1-4</td><td>0-0</td><td>1-2</td><td>3</td><td>3</td><td>1</td><td>4</td><td>1</td><td>0</td></tr> <tr><td>Lewis, Kadon</td><td>3</td><td>1-5</td><td>0-1</td><td>0-1</td><td>1</td><td>1</td><td>0</td><td>0</td><td>0</td><td>1</td></tr> <tr><td>Chenoweth, Tarysya</td><td>0</td><td>0-0</td><td>0-0</td><td>0-0</td><td>0</td><td>0</td><td>0</td><td>0</td><td>0</td><td>0</td></tr> <tr><td>McKee, Michael</td><td>0</td><td>0-0</td><td>0-0</td><td>0-0</td><td>0</td><td>0</td><td>0</td><td>0</td><td>0</td><td>0</td></tr> <tr><td>Totals</td><td>24-56</td><td>9-23</td><td>3-8</td><td>12-24</td><td>36</td><td>60</td><td>19</td><td>15</td><td>3</td><td>4</td></tr> </table>		Player	PTS	FG	3PT	FT	REB	AST	BLK	STL	TO	PF	McKee, Michael	14	4-12	0-0	0-0	10	10	2	3	1	2	Carl, Cassidy	9	3-15	0-0	0-0	10	10	2	2	1	1	Kavanaugh, Emily	4	1-10	0-0	1-2	3	3	1	4	1	0	McKee, Michael	3	1-4	0-0	1-2	3	3	1	4	1	0	Lewis, Kadon	3	1-5	0-1	0-1	1	1	0	0	0	1	Chenoweth, Tarysya	0	0-0	0-0	0-0	0	0	0	0	0	0	McKee, Michael	0	0-0	0-0	0-0	0	0	0	0	0	0	Totals	24-56	9-23	3-8	12-24	36	60	19	15	3	4
Player	PTS	FG	3PT	FT	REB	AST	BLK	STL	TO	PF																																																																																																																																																																																															
McKee, Michael	11	3-10	0-0	0-0	10	10	2	3	1	2																																																																																																																																																																																															
Carl, Cassidy	9	3-15	0-0	0-0	10	10	2	2	1	1																																																																																																																																																																																															
Kavanaugh, Emily	4	1-10	0-0	1-2	3	3	1	4	1	0																																																																																																																																																																																															
McKee, Michael	3	1-4	0-0	1-2	3	3	1	4	1	0																																																																																																																																																																																															
Lewis, Kadon	3	1-5	0-1	0-1	1	1	0	0	0	1																																																																																																																																																																																															
Chenoweth, Tarysya	0	0-0	0-0	0-0	0	0	0	0	0	0																																																																																																																																																																																															
McKee, Michael	0	0-0	0-0	0-0	0	0	0	0	0	0																																																																																																																																																																																															
Totals	24-56	9-23	3-8	12-24	36	60	19	15	3	4																																																																																																																																																																																															
Player	PTS	FG	3PT	FT	REB	AST	BLK	STL	TO	PF																																																																																																																																																																																															
McKee, Michael	14	4-12	0-0	0-0	10	10	2	3	1	2																																																																																																																																																																																															
Carl, Cassidy	9	3-15	0-0	0-0	10	10	2	2	1	1																																																																																																																																																																																															
Kavanaugh, Emily	4	1-10	0-0	1-2	3	3	1	4	1	0																																																																																																																																																																																															
McKee, Michael	3	1-4	0-0	1-2	3	3	1	4	1	0																																																																																																																																																																																															
Lewis, Kadon	3	1-5	0-1	0-1	1	1	0	0	0	1																																																																																																																																																																																															
Chenoweth, Tarysya	0	0-0	0-0	0-0	0	0	0	0	0	0																																																																																																																																																																																															
McKee, Michael	0	0-0	0-0	0-0	0	0	0	0	0	0																																																																																																																																																																																															
Totals	24-56	9-23	3-8	12-24	36	60	19	15	3	4																																																																																																																																																																																															
1st % FG: 40.0% 2nd % FG: 38.3% 3rd % FG: 40.0% 4th % FG: 40.0% 1st % FT: 15.0% 2nd % FT: 50.0% 3rd % FT: 60.0% 4th % FT: 50.0%		1st % FG: 40.0% 2nd % FG: 38.3% 3rd % FG: 40.0% 4th % FG: 40.0% 1st % FT: 15.0% 2nd % FT: 50.0% 3rd % FT: 60.0% 4th % FT: 50.0%		1st % FG: 40.0% 2nd % FG: 38.3% 3rd % FG: 40.0% 4th % FG: 40.0% 1st % FT: 15.0% 2nd % FT: 50.0% 3rd % FT: 60.0% 4th % FT: 50.0%																																																																																																																																																																																																					

UCLA		Official Basketball Box Score - Game Totals - Final Statistics		Creighton																																																																																																																																																																																																					
BY 2018-19 Pac-12 at Los Angeles, Calif. (Pauley Pavilion)		BY 2018-19 Pac-12 at Los Angeles, Calif. (Pauley Pavilion)		BY 2018-19 Pac-12 at Los Angeles, Calif. (Pauley Pavilion)																																																																																																																																																																																																					
Creighton 64 • 19-13		Total 3-Pt Rebounds		Total 3-Pt Rebounds																																																																																																																																																																																																					
<table border="1"> <tr><th>Player</th><th>PTS</th><th>FG</th><th>3PT</th><th>FT</th><th>REB</th><th>AST</th><th>BLK</th><th>STL</th><th>TO</th><th>PF</th></tr> <tr><td>McKee, Michael</td><td>11</td><td>3-10</td><td>0-0</td><td>0-0</td><td>10</td><td>10</td><td>2</td><td>3</td><td>1</td><td>2</td></tr> <tr><td>Carl, Cassidy</td><td>9</td><td>3-15</td><td>0-0</td><td>0-0</td><td>10</td><td>10</td><td>2</td><td>2</td><td>1</td><td>1</td></tr> <tr><td>Kavanaugh, Emily</td><td>4</td><td>1-10</td><td>0-0</td><td>1-2</td><td>3</td><td>3</td><td>1</td><td>4</td><td>1</td><td>0</td></tr> <tr><td>McKee, Michael</td><td>3</td><td>1-4</td><td>0-0</td><td>1-2</td><td>3</td><td>3</td><td>1</td><td>4</td><td>1</td><td>0</td></tr> <tr><td>Lewis, Kadon</td><td>3</td><td>1-5</td><td>0-1</td><td>0-1</td><td>1</td><td>1</td><td>0</td><td>0</td><td>0</td><td>1</td></tr> <tr><td>Chenoweth, Tarysya</td><td>0</td><td>0-0</td><td>0-0</td><td>0-0</td><td>0</td><td>0</td><td>0</td><td>0</td><td>0</td><td>0</td></tr> <tr><td>McKee, Michael</td><td>0</td><td>0-0</td><td>0-0</td><td>0-0</td><td>0</td><td>0</td><td>0</td><td>0</td><td>0</td><td>0</td></tr> <tr><td>Totals</td><td>24-56</td><td>9-23</td><td>3-8</td><td>12-24</td><td>36</td><td>60</td><td>19</td><td>15</td><td>3</td><td>4</td></tr> </table>		Player	PTS	FG	3PT	FT	REB	AST	BLK	STL	TO	PF	McKee, Michael	11	3-10	0-0	0-0	10	10	2	3	1	2	Carl, Cassidy	9	3-15	0-0	0-0	10	10	2	2	1	1	Kavanaugh, Emily	4	1-10	0-0	1-2	3	3	1	4	1	0	McKee, Michael	3	1-4	0-0	1-2	3	3	1	4	1	0	Lewis, Kadon	3	1-5	0-1	0-1	1	1	0	0	0	1	Chenoweth, Tarysya	0	0-0	0-0	0-0	0	0	0	0	0	0	McKee, Michael	0	0-0	0-0	0-0	0	0	0	0	0	0	Totals	24-56	9-23	3-8	12-24	36	60	19	15	3	4	<table border="1"> <tr><th>Player</th><th>PTS</th><th>FG</th><th>3PT</th><th>FT</th><th>REB</th><th>AST</th><th>BLK</th><th>STL</th><th>TO</th><th>PF</th></tr> <tr><td>McKee, Michael</td><td>14</td><td>4-12</td><td>0-0</td><td>0-0</td><td>10</td><td>10</td><td>2</td><td>3</td><td>1</td><td>2</td></tr> <tr><td>Carl, Cassidy</td><td>9</td><td>3-15</td><td>0-0</td><td>0-0</td><td>10</td><td>10</td><td>2</td><td>2</td><td>1</td><td>1</td></tr> <tr><td>Kavanaugh, Emily</td><td>4</td><td>1-10</td><td>0-0</td><td>1-2</td><td>3</td><td>3</td><td>1</td><td>4</td><td>1</td><td>0</td></tr> <tr><td>McKee, Michael</td><td>3</td><td>1-4</td><td>0-0</td><td>1-2</td><td>3</td><td>3</td><td>1</td><td>4</td><td>1</td><td>0</td></tr> <tr><td>Lewis, Kadon</td><td>3</td><td>1-5</td><td>0-1</td><td>0-1</td><td>1</td><td>1</td><td>0</td><td>0</td><td>0</td><td>1</td></tr> <tr><td>Chenoweth, Tarysya</td><td>0</td><td>0-0</td><td>0-0</td><td>0-0</td><td>0</td><td>0</td><td>0</td><td>0</td><td>0</td><td>0</td></tr> <tr><td>McKee, Michael</td><td>0</td><td>0-0</td><td>0-0</td><td>0-0</td><td>0</td><td>0</td><td>0</td><td>0</td><td>0</td><td>0</td></tr> <tr><td>Totals</td><td>24-56</td><td>9-23</td><td>3-8</td><td>12-24</td><td>36</td><td>60</td><td>19</td><td>15</td><td>3</td><td>4</td></tr> </table>		Player	PTS	FG	3PT	FT	REB	AST	BLK	STL	TO	PF	McKee, Michael	14	4-12	0-0	0-0	10	10	2	3	1	2	Carl, Cassidy	9	3-15	0-0	0-0	10	10	2	2	1	1	Kavanaugh, Emily	4	1-10	0-0	1-2	3	3	1	4	1	0	McKee, Michael	3	1-4	0-0	1-2	3	3	1	4	1	0	Lewis, Kadon	3	1-5	0-1	0-1	1	1	0	0	0	1	Chenoweth, Tarysya	0	0-0	0-0	0-0	0	0	0	0	0	0	McKee, Michael	0	0-0	0-0	0-0	0	0	0	0	0	0	Totals	24-56	9-23	3-8	12-24	36	60	19	15	3	4
Player	PTS	FG	3PT	FT	REB	AST	BLK	STL	TO	PF																																																																																																																																																																																															
McKee, Michael	11	3-10	0-0	0-0	10	10	2	3	1	2																																																																																																																																																																																															
Carl, Cassidy	9	3-15	0-0	0-0	10	10	2	2	1	1																																																																																																																																																																																															
Kavanaugh, Emily	4	1-10	0-0	1-2	3	3	1	4	1	0																																																																																																																																																																																															
McKee, Michael	3	1-4	0-0	1-2	3	3	1	4	1	0																																																																																																																																																																																															
Lewis, Kadon	3	1-5	0-1	0-1	1	1	0	0	0	1																																																																																																																																																																																															
Chenoweth, Tarysya	0	0-0	0-0	0-0	0	0	0	0	0	0																																																																																																																																																																																															
McKee, Michael	0	0-0	0-0	0-0	0	0	0	0	0	0																																																																																																																																																																																															
Totals	24-56	9-23	3-8	12-24	36	60	19	15	3	4																																																																																																																																																																																															
Player	PTS	FG	3PT	FT	REB	AST	BLK	STL	TO	PF																																																																																																																																																																																															
McKee, Michael	14	4-12	0-0	0-0	10	10	2	3	1	2																																																																																																																																																																																															
Carl, Cassidy	9	3-15	0-0	0-0	10	10	2	2	1	1																																																																																																																																																																																															
Kavanaugh, Emily	4	1-10	0-0	1-2	3	3	1	4	1	0																																																																																																																																																																																															
McKee, Michael	3	1-4	0-0	1-2	3	3	1	4	1	0																																																																																																																																																																																															
Lewis, Kadon	3	1-5	0-1	0-1	1	1	0	0	0	1																																																																																																																																																																																															
Chenoweth, Tarysya	0	0-0	0-0	0-0	0	0	0	0	0	0																																																																																																																																																																																															
McKee, Michael	0	0-0	0-0	0-0	0	0	0	0	0	0																																																																																																																																																																																															
Totals	24-56	9-23	3-8	12-24	36	60	19	15	3	4																																																																																																																																																																																															
1st % FG: 40.0% 2nd % FG: 38.3% 3rd % FG: 40.0% 4th % FG: 40.0% 1st % FT: 15.0% 2nd % FT: 50.0% 3rd % FT: 60.0% 4th % FT: 50.0%		1st % FG: 40.0% 2nd % FG: 38.3% 3rd % FG: 40.0% 4th % FG: 40.0% 1st % FT: 15.0% 2nd % FT: 50.0% 3rd % FT: 60.0% 4th % FT: 50.0%		1st % FG: 40.0% 2nd % FG: 38.3% 3rd % FG: 40.0% 4th % FG: 40.0% 1st % FT: 15.0% 2nd % FT: 50.0% 3rd % FT: 60.0% 4th % FT: 50.0%																																																																																																																																																																																																					

UCLA		Official Basketball Box Score - Game Totals - Final Statistics		Texas																																																																																																																																																																																																					
BY 2018-19 Pac-12 at Los Angeles, Calif. (Pauley Pavilion)		BY 2018-19 Pac-12 at Los Angeles, Calif. (Pauley Pavilion)		BY 2018-19 Pac-12 at Los Angeles, Calif. (Pauley Pavilion)																																																																																																																																																																																																					
#10/13 Texas 79 • 3-0		Total 3-Pt Rebounds		Total 3-Pt Rebounds																																																																																																																																																																																																					
<table border="1"> <tr><th>Player</th><th>PTS</th><th>FG</th><th>3PT</th><th>FT</th><th>REB</th><th>AST</th><th>BLK</th><th>STL</th><th>TO</th><th>PF</th></tr> <tr><td>Franklin, Brandon</td><td>11</td><td>3-10</td><td>0-0</td><td>0-0</td><td>10</td><td>10</td><td>2</td><td>3</td><td>1</td><td>2</td></tr> <tr><td>Carl, Cassidy</td><td>9</td><td>3-15</td><td>0-0</td><td>0-0</td><td>10</td><td>10</td><td>2</td><td>2</td><td>1</td><td>1</td></tr> <tr><td>Kavanaugh, Emily</td><td>4</td><td>1-10</td><td>0-0</td><td>1-2</td><td>3</td><td>3</td><td>1</td><td>4</td><td>1</td><td>0</td></tr> <tr><td>McKee, Michael</td><td>3</td><td>1-4</td><td>0-0</td><td>1-2</td><td>3</td><td>3</td><td>1</td><td>4</td><td>1</td><td>0</td></tr> <tr><td>Lewis, Kadon</td><td>3</td><td>1-5</td><td>0-1</td><td>0-1</td><td>1</td><td>1</td><td>0</td><td>0</td><td>0</td><td>1</td></tr> <tr><td>Chenoweth, Tarysya</td><td>0</td><td>0-0</td><td>0-0</td><td>0-0</td><td>0</td><td>0</td><td>0</td><td>0</td><td>0</td><td>0</td></tr> <tr><td>McKee, Michael</td><td>0</td><td>0-0</td><td>0-0</td><td>0-0</td><td>0</td><td>0</td><td>0</td><td>0</td><td>0</td><td>0</td></tr> <tr><td>Totals</td><td>24-56</td><td>9-23</td><td>3-8</td><td>12-24</td><td>36</td><td>60</td><td>19</td><td>15</td><td>3</td><td>4</td></tr> </table>		Player	PTS	FG	3PT	FT	REB	AST	BLK	STL	TO	PF	Franklin, Brandon	11	3-10	0-0	0-0	10	10	2	3	1	2	Carl, Cassidy	9	3-15	0-0	0-0	10	10	2	2	1	1	Kavanaugh, Emily	4	1-10	0-0	1-2	3	3	1	4	1	0	McKee, Michael	3	1-4	0-0	1-2	3	3	1	4	1	0	Lewis, Kadon	3	1-5	0-1	0-1	1	1	0	0	0	1	Chenoweth, Tarysya	0	0-0	0-0	0-0	0	0	0	0	0	0	McKee, Michael	0	0-0	0-0	0-0	0	0	0	0	0	0	Totals	24-56	9-23	3-8	12-24	36	60	19	15	3	4	<table border="1"> <tr><th>Player</th><th>PTS</th><th>FG</th><th>3PT</th><th>FT</th><th>REB</th><th>AST</th><th>BLK</th><th>STL</th><th>TO</th><th>PF</th></tr> <tr><td>Franklin, Brandon</td><td>14</td><td>4-12</td><td>0-0</td><td>0-0</td><td>10</td><td>10</td><td>2</td><td>3</td><td>1</td><td>2</td></tr> <tr><td>Carl, Cassidy</td><td>9</td><td>3-15</td><td>0-0</td><td>0-0</td><td>10</td><td>10</td><td>2</td><td>2</td><td>1</td><td>1</td></tr> <tr><td>Kavanaugh, Emily</td><td>4</td><td>1-10</td><td>0-0</td><td>1-2</td><td>3</td><td>3</td><td>1</td><td>4</td><td>1</td><td>0</td></tr> <tr><td>McKee, Michael</td><td>3</td><td>1-4</td><td>0-0</td><td>1-2</td><td>3</td><td>3</td><td>1</td><td>4</td><td>1</td><td>0</td></tr> <tr><td>Lewis, Kadon</td><td>3</td><td>1-5</td><td>0-1</td><td>0-1</td><td>1</td><td>1</td><td>0</td><td>0</td><td>0</td><td>1</td></tr> <tr><td>Chenoweth, Tarysya</td><td>0</td><td>0-0</td><td>0-0</td><td>0-0</td><td>0</td><td>0</td><td>0</td><td>0</td><td>0</td><td>0</td></tr> <tr><td>McKee, Michael</td><td>0</td><td>0-0</td><td>0-0</td><td>0-0</td><td>0</td><td>0</td><td>0</td><td>0</td><td>0</td><td>0</td></tr> <tr><td>Totals</td><td>24-56</td><td>9-23</td><td>3-8</td><td>12-24</td><td>36</td><td>60</td><td>19</td><td>15</td><td>3</td><td>4</td></tr> </table>		Player	PTS	FG	3PT	FT	REB	AST	BLK	STL	TO	PF	Franklin, Brandon	14	4-12	0-0	0-0	10	10	2	3	1	2	Carl, Cassidy	9	3-15	0-0	0-0	10	10	2	2	1	1	Kavanaugh, Emily	4	1-10	0-0	1-2	3	3	1	4	1	0	McKee, Michael	3	1-4	0-0	1-2	3	3	1	4	1	0	Lewis, Kadon	3	1-5	0-1	0-1	1	1	0	0	0	1	Chenoweth, Tarysya	0	0-0	0-0	0-0	0	0	0	0	0	0	McKee, Michael	0	0-0	0-0	0-0	0	0	0	0	0	0	Totals	24-56	9-23	3-8	12-24	36	60	19	15	3	4
Player	PTS	FG	3PT	FT	REB	AST	BLK	STL	TO	PF																																																																																																																																																																																															
Franklin, Brandon	11	3-10	0-0	0-0	10	10	2	3	1	2																																																																																																																																																																																															
Carl, Cassidy	9	3-15	0-0	0-0	10	10	2	2	1	1																																																																																																																																																																																															
Kavanaugh, Emily	4	1-10	0-0	1-2	3	3	1	4	1	0																																																																																																																																																																																															
McKee, Michael	3	1-4	0-0	1-2	3	3	1	4	1	0																																																																																																																																																																																															
Lewis, Kadon	3	1-5	0-1	0-1	1	1	0	0	0	1																																																																																																																																																																																															
Chenoweth, Tarysya	0	0-0	0-0	0-0	0	0	0	0	0	0																																																																																																																																																																																															
McKee, Michael	0	0-0	0-0	0-0	0	0	0	0	0	0																																																																																																																																																																																															
Totals	24-56	9-23	3-8	12-24	36	60	19	15	3	4																																																																																																																																																																																															
Player	PTS	FG	3PT	FT	REB	AST	BLK	STL	TO	PF																																																																																																																																																																																															
Franklin, Brandon	14	4-12	0-0	0-0	10	10	2	3	1	2																																																																																																																																																																																															
Carl, Cassidy	9	3-15	0-0	0-0	10	10	2	2	1	1																																																																																																																																																																																															
Kavanaugh, Emily	4	1-10	0-0	1-2	3	3	1	4	1	0																																																																																																																																																																																															
McKee, Michael	3	1-4	0-0	1-2	3	3	1	4	1	0																																																																																																																																																																																															
Lewis, Kadon	3	1-5	0-1	0-1	1	1	0	0	0	1																																																																																																																																																																																															
Chenoweth, Tarysya	0	0-0	0-0	0-0	0	0	0	0	0	0																																																																																																																																																																																															
McKee, Michael	0	0-0	0-0	0-0	0	0	0	0	0	0																																																																																																																																																																																															
Totals	24-56	9-23	3-8	12-24	36	60	19	15	3	4																																																																																																																																																																																															
1st % FG: 40.0% 2nd % FG: 38.3% 3rd % FG: 40.0% 4th % FG: 40.0% 1st % FT: 15.0% 2nd % FT: 50.0% 3rd % FT: 60.0% 4th % FT: 50.0%		1st % FG: 40.0% 2nd % FG: 38.3% 3rd % FG: 40.0% 4th % FG: 40.0% 1st % FT: 15.0% 2nd % FT: 50.0% 3rd % FT: 60.0% 4th % FT: 50.0%		1st % FG: 40.0% 2nd % FG: 38.3% 3rd % FG: 40.0% 4th % FG: 40.0% 1st % FT: 15.0% 2nd % FT: 50.0% 3rd % FT: 60.0% 4th % FT: 50.0%																																																																																																																																																																																																					

UCLA		Official Basketball Box Score - Game Totals - Final Statistics		Mississippi State																																																																																																																																																																																																																											
BY 2018-19 Pac-12 at Los Angeles, Calif. (Pauley Pavilion)		BY 2018-19 Pac-12 at Los Angeles, Calif. (Pauley Pavilion)		BY 2018-19 Pac-12 at Los Angeles, Calif. (Pauley Pavilion)																																																																																																																																																																																																																											
UCLA 79 • 27-0 (3)		Total 3-Pt Rebounds		Total 3-Pt Rebounds																																																																																																																																																																																																																											
<table border="1"> <tr><th>Player</th><th>PTS</th><th>FG</th><th>3PT</th><th>FT</th><th>REB</th><th>AST</th><th>BLK</th><th>STL</th><th>TO</th><th>PF</th></tr> <tr><td>Canada, Jordin</td><td>19</td><td>6-18</td><td>1-5</td><td>10-12</td><td>1</td><td>7</td><td>0</td><td>3</td><td>2</td><td>1</td></tr> <tr><td>Billings, Monique</td><td>15</td><td>5-16</td><td>0-0</td><td>2-2</td><td>3</td><td>3</td><td>0</td><td>4</td><td>2</td><td>1</td></tr> <tr><td>Burke, Kennedy</td><td>11</td><td>4-6</td><td>1-2</td><td>3-3</td><td>3</td><td>0</td><td>0</td><td>3</td><td>1</td><td>0</td></tr> <tr><td>Dean, Japreece</td><td>10</td><td>3-10</td><td>0-0</td><td>2-2</td><td>3</td><td>3</td><td>0</td><td>4</td><td>2</td><td>1</td></tr> <tr><td>Billings, Monique</td><td>5</td><td>1-6</td><td>0-0</td><td>2-2</td><td>3</td><td>3</td><td>0</td><td>4</td><td>2</td><td>1</td></tr> <tr><td>Travis, Christy</td><td>4</td><td>1-4</td><td>0-0</td><td>2-2</td><td>3</td><td>3</td><td>0</td><td>4</td><td>2</td><td>1</td></tr> <tr><td>Chenoweth, Michaela</td><td>3</td><td>1-3</td><td>0-0</td><td>1-1</td><td>1</td><td>1</td><td>0</td><td>1</td><td>0</td><td>0</td></tr> <tr><td>Miller, Lacey</td><td>0</td><td>0-0</td><td>0-0</td><td>0-0</td><td>0</td><td>0</td><td>0</td><td>0</td><td>0</td><td>0</td></tr> <tr><td>Totals</td><td>75-67</td><td>6-19</td><td>17-20</td><td>15-18</td><td>30</td><td>22</td><td>7</td><td>11</td><td>10</td><td>3</td></tr> </table>		Player	PTS	FG	3PT	FT	REB	AST	BLK	STL	TO	PF	Canada, Jordin	19	6-18	1-5	10-12	1	7	0	3	2	1	Billings, Monique	15	5-16	0-0	2-2	3	3	0	4	2	1	Burke, Kennedy	11	4-6	1-2	3-3	3	0	0	3	1	0	Dean, Japreece	10	3-10	0-0	2-2	3	3	0	4	2	1	Billings, Monique	5	1-6	0-0	2-2	3	3	0	4	2	1	Travis, Christy	4	1-4	0-0	2-2	3	3	0	4	2	1	Chenoweth, Michaela	3	1-3	0-0	1-1	1	1	0	1	0	0	Miller, Lacey	0	0-0	0-0	0-0	0	0	0	0	0	0	Totals	75-67	6-19	17-20	15-18	30	22	7	11	10	3	<table border="1"> <tr><th>Player</th><th>PTS</th><th>FG</th><th>3PT</th><th>FT</th><th>REB</th><th>AST</th><th>BLK</th><th>STL</th><th>TO</th><th>PF</th></tr> <tr><td>Canada, Jordin</td><td>19</td><td>6-18</td><td>1-5</td><td>10-12</td><td>1</td><td>7</td><td>0</td><td>3</td><td>2</td><td>1</td></tr> <tr><td>Billings, Monique</td><td>15</td><td>5-16</td><td>0-0</td><td>2-2</td><td>3</td><td>3</td><td>0</td><td>4</td><td>2</td><td>1</td></tr> <tr><td>Burke, Kennedy</td><td>11</td><td>4-6</td><td>1-2</td><td>3-3</td><td>3</td><td>0</td><td>0</td><td>3</td><td>1</td><td>0</td></tr> <tr><td>Dean, Japreece</td><td>10</td><td>3-10</td><td>0-0</td><td>2-2</td><td>3</td><td>3</td><td>0</td><td>4</td><td>2</td><td>1</td></tr> <tr><td>Billings, Monique</td><td>5</td><td>1-6</td><td>0-0</td><td>2-2</td><td>3</td><td>3</td><td>0</td><td>4</td><td>2</td><td>1</td></tr> <tr><td>Travis, Christy</td><td>4</td><td>1-4</td><td>0-0</td><td>2-2</td><td>3</td><td>3</td><td>0</td><td>4</td><td>2</td><td>1</td></tr> <tr><td>Chenoweth, Michaela</td><td>3</td><td>1-3</td><td>0-0</td><td>1-1</td><td>1</td><td>1</td><td>0</td><td>1</td><td>0</td><td>0</td></tr> <tr><td>Miller, Lacey</td><td>0</td><td>0-0</td><td>0-0</td><td>0-0</td><td>0</td><td>0</td><td>0</td><td>0</td><td>0</td><td>0</td></tr> <tr><td>Totals</td><td>75-67</td><td>6-19</td><td>17-20</td><td>15-18</td><td>30</td><td>22</td><td>7</td><td>11</td><td>10</td><td>3</td></tr> </table>		Player	PTS	FG	3PT	FT	REB	AST	BLK	STL	TO	PF	Canada, Jordin	19	6-18	1-5	10-12	1	7	0	3	2	1	Billings, Monique	15	5-16	0-0	2-2	3	3	0	4	2	1	Burke, Kennedy	11	4-6	1-2	3-3	3	0	0	3	1	0	Dean, Japreece	10	3-10	0-0	2-2	3	3	0	4	2	1	Billings, Monique	5	1-6	0-0	2-2	3	3	0	4	2	1	Travis, Christy	4	1-4	0-0	2-2	3	3	0	4	2	1	Chenoweth, Michaela	3	1-3	0-0	1-1	1	1	0	1	0	0	Miller, Lacey	0	0-0	0-0	0-0	0	0	0	0	0	0	Totals	75-67	6-19	17-20	15-18	30	22	7	11	10	3
Player	PTS	FG	3PT	FT	REB	AST	BLK	STL	TO	PF																																																																																																																																																																																																																					
Canada, Jordin	19	6-18	1-5	10-12	1	7	0	3	2	1																																																																																																																																																																																																																					
Billings, Monique	15	5-16	0-0	2-2	3	3	0	4	2	1																																																																																																																																																																																																																					
Burke, Kennedy	11	4-6	1-2	3-3	3	0	0	3	1	0																																																																																																																																																																																																																					
Dean, Japreece	10	3-10	0-0	2-2	3	3	0	4	2	1																																																																																																																																																																																																																					
Billings, Monique	5	1-6	0-0	2-2	3	3	0	4	2	1																																																																																																																																																																																																																					
Travis, Christy	4	1-4	0-0	2-2	3	3	0	4	2	1																																																																																																																																																																																																																					
Chenoweth, Michaela	3	1-3	0-0	1-1	1	1	0	1	0	0																																																																																																																																																																																																																					
Miller, Lacey	0	0-0	0-0	0-0	0	0	0	0	0	0																																																																																																																																																																																																																					
Totals	75-67	6-19	17-20	15-18	30	22	7	11	10	3																																																																																																																																																																																																																					
Player	PTS	FG	3PT	FT	REB	AST	BLK	STL	TO	PF																																																																																																																																																																																																																					
Canada, Jordin	19	6-18	1-5	10-12	1	7	0	3	2	1																																																																																																																																																																																																																					
Billings, Monique	15	5-16	0-0	2-2	3	3	0	4	2	1																																																																																																																																																																																																																					
Burke, Kennedy	11	4-6	1-2	3-3	3	0	0	3	1	0																																																																																																																																																																																																																					
Dean, Japreece	10	3-10	0-0	2-2	3	3	0	4	2	1																																																																																																																																																																																																																					
Billings, Monique	5	1-6	0-0	2-2	3	3	0	4	2	1																																																																																																																																																																																																																					
Travis, Christy	4	1-4	0-0	2-2	3	3	0	4	2	1																																																																																																																																																																																																																					
Chenoweth, Michaela	3	1-3	0-0	1-1	1	1	0	1	0	0																																																																																																																																																																																																																					
Miller, Lacey	0	0-0	0-0	0-0	0	0	0	0	0	0																																																																																																																																																																																																																					
Totals	75-67	6-19	17-20	15-18	30	22	7	11	10	3																																																																																																																																																																																																																					
1st % FG: 40.0% 2nd % FG: 38.3% 3rd % FG: 40.0% 4th % FG: 40.0% 1st % FT: 15.0% 2nd % FT: 50.0% 3rd % FT: 60.0% 4th % FT: 50.0%		1st % FG: 40.0% 2nd % FG: 38.3% 3rd % FG: 40.0% 4th % FG: 40.0% 1st % FT: 15.0% 2nd % FT: 50.0% 3rd % FT: 60.0% 4th % FT: 50.0%		1st % FG: 40.0% 2nd % FG: 38.3% 3rd % FG: 40.0% 4th % FG: 40.0% 1st % FT: 15.0% 2nd % FT: 50.0% 3rd % FT: 60.0% 4th % FT: 50.0%																																																																																																																																																																																																																											



Led by the Triple Threat of Nikki Blue, Noelle Quinn and Lisa Willis, the Bruins entered the 2006 State Farm Pac-10 Tournament as the third seeded team and proceeded to knock off California (#6 seed), Arizona State (#2) and Stanford (#1) on consecutive days in the HP Pavilion in San Jose, CA to win the school's first-ever conference tournament championship.

Willis was named the Most Valuable Player of the Tournament after averaging 20.3 points per game over the three days. Blue, who set a tournament record with 11 assists in the win over Cal, was named to the All-Tournament team for the fourth consecutive season, becoming the first Pac-10 player to accomplish this feat. Quinn, who led the Bruins with 22 points in the championship win over Stanford, was also selected to the All-Tournament Team.

As the No. 3 seed in the tournament, the Bruins had a first-round bye and then faced No. 6 California in the second round. The Bruin defense was swarming, setting a Pac-10 Tournament record with 20 steals in the game and forcing a total of 23 California turnovers in a 80-63 victory. Offensively, four Bruins were in double-figure scoring, with double-doubles from Noelle Quinn (18 points/10 rebounds) and Nikki Blue (14 points/Pac-10 Tournament record 11 assists). Lisa Willis was one steal shy of Blue's Tournament steals record, finishing with seven, and also had 14 points. Chinyere Ibekwe added 10 and Ortal Oren scored eight off the Bruin bench which contributed a total of 21 points for the game.

Cal led early in the game, but UCLA went on an 8-0 run to take an 11-5 lead that it never relinquished. The Golden Bears used a 6-0 second-half run to close to within eight, 50-42, with 13:05 on the clock, but Willis stopped Cal's momentum by burying a three-pointer. Willis' three jump-started a 17-4 Bruin run that gave UCLA a 67-46 lead and put the game away. UCLA went on to lead by as many as 22 points, 75-53.

In the semifinals, UCLA matched up against No. 2 seed Arizona State and got a huge second-half surge from Willis to come away with a 60-59 victory that not only sent the Bruins to the title game but gave head coach Kathy Olivier her 200th career victory. UCLA got off to a slow start in the game and trailed, 28-19, at the half. The second half saw seven ties and 11 lead changes, the last coming when Quinn made two free throws with 28.9 seconds remaining. UCLA forced a turnover in the final seconds to secure the win, but it was Willis' 20 second-half points that put the Bruins in position for the win. Willis finished with 27 points, five three-point shots, two blocks and six steals. Quinn contributed another double-double with 16 points, 10 rebounds, three steals, two assists and two blocks for the Bruins, who snapped ASU's school-record 10-game winning streak. The Bruin defense came through again, forcing 26 Sun Devil turnovers, 17 via steals.

With UCLA in the Championship game for the first time in the Tournament's history, only No. 1 seed and three-time defending champion Stanford stood in the way of the Tournament crown. The two teams had split the regular season series, with each winning at home. UCLA trailed by as many as 13 points in the second half of the game and by seven points, 70-63, with 1:29 to play but refused to give up. The Bruins scored the final seven points in regulation time with a basket by Quinn with five seconds to play knotting the score at 70. A three-point shot by Lindsey Pluimer pushed the Bruins into a 73-72 lead in overtime they would not give up. Two big free throws by Ibekwe with 28 seconds to play in overtime gave UCLA an 80-76 advantage. UCLA hits five of six free throws down the stretch while holding Stanford without a basket to earn its first conference tournament championship. Quinn finished with 22 points and eight rebounds. Willis added 20 points, four assists and six steals. Pluimer contributed 16, and Blue had 14 points, eight assists and six steals.

The Bruins set several tournament records - Quinn with 23 field goals; Willis with 11 made three-point shots, 19 steals and a 6.3 steals average; Blue with 11 assists in the Cal game and an assist average of 8.3. UCLA also set a tournament record with 20 steals in the game against California, and their total of 52 for the three games in the tournament were a record.

With the NCAA automatic bid in hand, the Bruins traveled to Purdue for the first two rounds of the NCAA Tournament. In the first round against 23rd-ranked Bowling Green, UCLA used an 18-1 run in the first half to turn a 13-15 deficit into a 31-16 lead and went on to win by a final score of 74-61. The Triple Threat once again dominated, combining to score 51 of the Bruins' 74 points. Willis led all players with 23 points and 12 rebounds, the 15th NCAA Tournament double-double in UCLA history. Quinn added 21 points with seven rebounds, and Blue contributed seven points and six assists. Pluimer also had a solid game with eight points and 10 rebounds. UCLA outshot Bowling Green, 46.9-36.5% and outrebounced the Falcons, 49-31. Willis set a school record for three-point shots made in the NCAA Tournament, connecting on five treys.

Although UCLA's NCAA Tournament run ended in the next round against 11th-ranked Purdue, the 2006 Bruins enjoyed a stellar season, finishing the year with 21 victories and 12 conference wins (third-most in school history) and placing three players (Blue, Quinn, Willis) on the AP honorable mention All-America team.



Chinyere Ibekwe and Lindsey Pluimer