

Ucla

B ▲ □ ✓

UCLA MEN'S SOCCER

information guide 2023-24



Table of Contents

2023 UCLA Schedule

| | | |
|-----------------|------------------------------|-------------------|
| Aug. 12 | UC RIVERSIDE (ex.) | 7:30 pm PT |
| Aug. 15 | CAL POLY (ex.) | 6:00 pm PT |
| Aug. 19 | CSU BAKERSFIELD (ex.) | 7:30 pm PT |
| Aug. 24 | vs. Virginia Tech (@ JMU) | 1:00 pm PT |
| Aug. 27 | at James Madison | 4:00 pm PT |
| Sept. 4 | CSUN | 7:00 pm PT |
| Sept. 9 | RUTGERS | 4:00 pm PT |
| Sept. 17 | at Cal State Fullerton | 6:00 pm PT |
| Sept. 23 | at UC Irvine | 6:00 pm PT |
| Sept. 28 | STANFORD* | 5:00 pm PT |
| Oct. 1 | CALIFORNIA* | 2:00 pm PT |
| Oct. 5 | at Oregon State* | 7:00 pm PT |
| Oct. 8 | at Washington* | 2:00 pm PT |
| Oct. 14 | LOYOLA MARYMOUNT | 6:00 pm PT |
| Oct. 20 | SAN DIEGO STATE* | 7:00 pm PT |
| Oct. 26 | WASHINGTON* | 7:00 pm PT |
| Oct. 29 | OREGON STATE* | 3:00 pm PT |
| Nov. 2 | at California* | 3:30 pm PT |
| Nov. 5 | at Stanford* | 4:00 pm PT |
| Nov. 10 | at San Diego State* | 7:00 pm PT |

NCAA Tournament

| | | |
|------------|------------------------------------|-----|
| Nov. 16 | NCAA First Round | TBD |
| Nov. 19 | NCAA Second Round | TBD |
| Nov. 25/26 | NCAA Third Round | TBD |
| Dec. 1/2 | NCAA Quarterfinals | TBD |
| Dec. 8-10 | NCAA College Cup (Louisville, Ky.) | TBD |

Home games are indicated in **BOLD CAPS** and played at Wallis Annenberg Stadium unless otherwise indicated. All times are Pacific. Dates, times, and opponents are subject to change.

* - Pac-12 Conference games.

MEDIA INFORMATION

Men's Soccer Contact: Andrew Wagner
 Phone: 310-2006-4008
 E-mail: awagner@athletics.ucla.edu

Address: 325 Westwood Plaza
 Los Angeles, CA 90095



Note: All interviews must be arranged by the Athletic Communications Office. Athletes have been instructed not to grant any interview, in person or by telephone, not arranged by the Athletic Communications Office. Telephone numbers are private and will not be released. Please do not expect any team members to be available if you have not made prior arrangements.

uclaBruins.com



Quick Facts

Location J.D. Morgan Center,
 325 Westwood Plaza
 Los Angeles, CA 90095
 Athletics Phone..... (310) 825-8699
 Ticket Office (310) UCLA-WIN
 Chancellor Gene Block
 Director of Athletics..... Martin Jarmond
 Assoc. Athletic Director..... Gavin Crew
 Faculty Athletic Rep..... Dr. Michael Teitell
 Home Field Wallis Annenberg Stadium
 (capacity: 2,145)
 Home Record..... 291-62-30 (Since 1980)
 Enrollment..... 44,947
 Founded..... 1919
 Colors Blue and Gold
 Nickname..... Bruins
 Conference..... Pac-12
 Conference Phone (925) 932-4411
 Conference Fax..... (925) 932-4601
 National Affiliation NCAA Division I
 Head Coach..... Ryan Jordan (Westmont '95)
 Record at UCLA (Years) 32-30-7 (4)
 Career Record (Years).... 134-103-24 (14)
 Asst. Coaches: Paul Killian, Andres Ochoa
 Juan Cervantes
 2022 Record 12-7-1
 2022 Pac-12 Record 4-4-1 (3rd)
 2022 NCAA Finish 3rd Round (T-9th)
 Players Returning/Lost 14/13
 Starters Returning/Lost..... 6/5
 National Titles ... 1985, 1990, 1997, 2002

Table of Contents

| | |
|---|-------|
| Radio/TV Roster | IFC |
| Schedule | 1 |
| Roster | 2 |
| Coaching & Support Staff | 3-4 |
| Player Biographies | 5-17 |
| 2022 Season Stats | 18 |
| 2022 Box Scores | 19-23 |
| Bruins in the Conference | 24 |
| Bruin All-Stars | 25-27 |
| Bruin All-Americans | 28-33 |
| UCLA Hall of Fame Inductees..... | 34-35 |
| All-Time Numerical Roster | 36-37 |
| All-Time Lettermen | 38-39 |
| NCAA Champions | 40-41 |
| NCAA Tournament Results | 42 |
| All-Time Results..... | 43-48 |
| UCLA Record vs. Opponents | 49 |
| UCLA's National Team Connection | 50 |
| UCLA's All-Time National Team Roster .. | 51 |
| Bruins in the Pros | 52 |
| Bruins in MLS | 53-54 |
| Career Records..... | 55 |
| Single-Season Records | 55 |
| Single-Game Records..... | 56 |
| Miscellaneous Records..... | 57 |
| Freshman Records | 57 |
| Yearly Leaders | 58 |
| Year-by-Year Team Statistics..... | 59 |
| Admin Bios | 60 |

2023 Roster

Numerical

| No. | Name | Pos. | Ht. | Wt. | Yr. | Hometown (Previous School/Club) |
|-----|------------------|------|------|-----|------|--|
| 1 | Sam Joseph | GK | 6-4 | 215 | So. | San Diego, Calif. (NY Red Bulls II) |
| 2 | Grayson Doody | D | 5-10 | 165 | Sr. | Hermosa Beach, Calif. (Beach FC) |
| 3 | Tommy Silva | D | 5-10 | 170 | Sr. | Tucson, Ariz. (Real Salt Lake Academy) |
| 4 | Pietro Grassi | D | 6-1 | 180 | Jr. | Milan, Italy (A.C. Milan Academy) |
| 5 | Kasper Strom | D | 6-0 | 170 | RJr. | Nesoya, Norway (Stabaek IF) |
| 6 | Tarun Karumanchi | MF | 5-11 | 150 | So. | San Ramon, Calif. (SJ Earthquakes Academy) |
| 7 | Sean Karani | MF | 5-9 | 160 | Gr. | Wichita, Kan. (Temple) |
| 8 | Andre Ochoa | F | 5-8 | 150 | Sr. | Anaheim, Calif. (San Diego State) |
| 9 | Jose Contell | F | 5-9 | 170 | RJr. | Valencia, Spain (Valencia CF) |
| 10 | Tucker Lepley | MF | 5-6 | 135 | RJr. | Charlotte, N.C. (Sporting KC Academy) |
| 11 | Cam Wilkerson | MF | 6-0 | 165 | Fr. | Richmond, Calif. (Colorado Rapids Academy) |
| 12 | JC Cortez | D | 6-0 | 175 | So. | Ridgewood, N.J. (NY Red Bulls II) |
| 13 | Pablo Greenlee | D | 5-11 | 180 | Sr. | Hollywood, Calif. (LA Breakers) |
| 14 | Philip Naef | MF | 5-11 | 170 | Fr. | Copenhagen, Denmark (BSC Young Boys) |
| 15 | Amjot Narang | MF | 6-1 | 160 | So. | El Dorado Hills, Calif. (Sacramento Republic FC) |
| 16 | Sebastian Rincon | MF | 5-6 | 130 | So. | Culver City, Calif. (FRAM SC) |
| 17 | Sam Scott | F | 6-0 | 180 | Fr. | Frisco, Tex. (Solar SC) |
| 18 | Noah Sutherland | GK | 6-3 | 200 | Gr. | Richmond, Va. (Lehigh) |
| 19 | Jack Sarkos | F | 6-2 | 200 | Gr. | Margate City, N.J. (Lehigh) |
| 20 | Mateo Pinilla | D | 6-1 | 155 | Fr. | Houston, Tex. (Houston Dynamo Academy) |
| 21 | Ryan Becher | MF | 6-3 | 190 | Gr. | Hummelstown, Pa. (UMBC) |
| 22 | Wyatt Nelson | GK | 6-3 | 195 | Fr. | Seattle, Wash. (Seattle Sounders Academy) |
| 23 | Oshea Foster | F | 5-9 | 165 | So. | Pasadena, Calif. (San Diego) |
| 24 | Owen Schwartz | D | 6-3 | 185 | Gr. | Mill Valley, Calif. (Brown) |
| 25 | Tre Wright | D | 6-2 | 180 | Fr. | Austin, Tex. (Capital City SC) |
| 26 | Jacob Diaz | F | 6-1 | 180 | Fr. | Torrance, Calif. (LAFC Academy) |

Alphabetical

| No. | Name | Pos. | Ht. | Wt. | Yr. | Hometown (Previous School/Club) |
|-----|------------------|------|------|-----|------|--|
| 21 | Ryan Becher | MF | 6-3 | 190 | Gr. | Hummelstown, Pa. (UMBC) |
| 9 | Jose Contell | F | 5-9 | 170 | RJr. | Valencia, Spain (Valencia CF) |
| 12 | JC Cortez | D | 6-0 | 175 | So. | Ridgewood, N.J. (NY Red Bulls II) |
| 26 | Jacob Diaz | F | 6-1 | 180 | Fr. | Torrance, Calif. (LAFC Academy) |
| 2 | Grayson Doody | D | 5-10 | 165 | Sr. | Hermosa Beach, Calif. (Beach FC) |
| 23 | Oshea Foster | F | 5-9 | 165 | So. | Pasadena, Calif. (San Diego) |
| 4 | Pietro Grassi | D | 6-1 | 180 | Jr. | Milan, Italy (A.C. Milan Academy) |
| 13 | Pablo Greenlee | D | 5-11 | 180 | Sr. | Hollywood, Calif. (LA Breakers) |
| 1 | Sam Joseph | GK | 6-4 | 215 | So. | San Diego, Calif. (NY Red Bulls II) |
| 7 | Sean Karani | MF | 5-9 | 160 | Gr. | Wichita, Kan. (Temple) |
| 6 | Tarun Karumanchi | MF | 5-11 | 150 | So. | San Ramon, Calif. (SJ Earthquakes Academy) |
| 10 | Tucker Lepley | MF | 5-6 | 135 | RJr. | Charlotte, N.C. (Sporting KC Academy) |
| 14 | Philip Naef | MF | 5-11 | 170 | Fr. | Copenhagen, Denmark (BSC Young Boys) |
| 15 | Amjot Narang | MF | 6-1 | 160 | So. | El Dorado Hills, Calif. (Sacramento Republic FC) |
| 22 | Wyatt Nelson | GK | 6-3 | 195 | Fr. | Seattle, Wash. (Seattle Sounders Academy) |
| 8 | Andre Ochoa | F | 5-8 | 150 | Sr. | Anaheim, Calif. (San Diego State) |
| 20 | Mateo Pinilla | D | 6-1 | 155 | Fr. | Houston, Tex. (Houston Dynamo Academy) |
| 16 | Sebastian Rincon | MF | 5-6 | 130 | So. | Culver City, Calif. (FRAM SC) |
| 19 | Jack Sarkos | F | 6-2 | 200 | Gr. | Margate City, N.J. (Lehigh) |
| 24 | Owen Schwartz | D | 6-3 | 185 | Gr. | Mill Valley, Calif. (Brown) |
| 17 | Sam Scott | F | 6-0 | 180 | Fr. | Frisco, Tex. (Solar SC) |
| 3 | Tommy Silva | D | 5-10 | 170 | Sr. | Tucson, Ariz. (Real Salt Lake Academy) |
| 5 | Kasper Strom | D | 6-0 | 170 | RJr. | Nesoya, Norway (Stabaek IF) |
| 18 | Noah Sutherland | GK | 6-3 | 200 | Gr. | Richmond, Va. (Lehigh) |
| 11 | Cam Wilkerson | MF | 6-0 | 165 | Fr. | Richmond, Calif. (Colorado Rapids Academy) |
| 25 | Tre Wright | D | 6-2 | 180 | Fr. | Austin, Tex. (Capital City SC) |

Head Coach: Ryan Jorden, 5th year

Assistant Coaches: Paul Killian, Andres Ochoa, Juan Cervantes

Equipment Manager: Hector Tovar

Staff Athletic Trainer: Matt Brandt

Athletic Performance: Daniel Rivas

Squad Breakdown

By Class

Grad Students: 5

Seniors: 4

Juniors: 4

Sophomores: 7

Freshmen: 6

Domestic

From California: 11

From Texas: 3

From New Jersey: 2

From Arizona: 1

From Kansas: 1

From North Carolina: 1

From Pennsylvania: 1

From Virginia: 1

From Washington: 1

International

From Denmark: 1

From Norway: 1

From Spain: 1

From Italy: 1

Pronunciations

Ryan Becher

rhymes with fetcher (not becker)

Jose Contell

(HOE-say kon-TAY)

Oshea Foster

(oh-SHEE-uh)

Pietro Grassi

(pee-AY-tro GRAW-see)

Tarun Karumanchi

(tuh-ROON kahr-oo-MAHN-chee)

Philip Naef

(NAY-iff)

Amjot Narang

(AM-jot nuh-rang)

Mateo Pinilla

(muh-TAY-oh pee-NEE-yuh)

Sebastian Rincon

(reen-KONE)

Kasper Strom

like "strum"

Coaching Staff



Ryan Jorden

Head Coach
5th Year
Westmont '95

Ryan Jorden enters his fifth season as the UCLA men's head soccer coach in 2023. He was named the 11th head coach in program history on Apr. 29, 2019 by then-UCLA Director of Athletics Dan Guerrero.

Through 14 seasons as a head coach at the collegiate level, Jorden has compiled an overall record of 134-103-24 (.559 winning percentage) and secured eight postseason berths. He has steered his teams to double-digit wins in eight separate seasons, including five of the last seven years. On the player development side, Jorden has coached nine players who were drafted or signed Homegrown deals with MLS clubs, including five during his tenure in Westwood.

UCLA had its strongest season yet under Jorden in 2022, going 12-7-1 and reaching the Third Round of the NCAA Tournament for the first time since 2014. The Bruins also hit the double-digit wins mark in back-to-back seasons for the first time since 2014-15. UCLA limited its opponents to one goal or fewer in 10 consecutive games from Sept. 15 to Oct. 29, the program's longest such streak since 2005. Overall, the Bruins held their opponents to one goal or under in all but four contests. Nationally, UCLA ranked among the elite in fewest fouls per game (9.3, 10th), save percentage (.780, 23rd), assists (33, 40th), and goals against average (1.00, 40th). Highlights from the season included a win on the road at No. 12 Clemson in the NCAA Tournament Second Round, the program's first unbeaten trip to the Bay Area Pac-12 schools since 2013, and a season-high five goals against Liberty on Sept. 2. Six Bruins were cited on the Pac-12 All-Conference Team, including Second Team honors for Jose Sosa and Tommy Silva.

The Bruins returned to the postseason in 2021, going 11-7-1 overall and reaching the Second Round of the NCAA Tournament for the first time since 2015. The Bruins' eight-win improvement from the spring season represented the largest year-to-year turnaround in modern program history, and UCLA's plus-8 goal differential was its best since 2015. Season highlights for the Bruins included a 3-2 victory over then-top-ranked Oregon State on Nov. 7 (the second time a Jorden-led UCLA squad has downed the No. 1 team in the country) and a golden goal victory over UC Santa Barbara in the First Round of the NCAA Tournament. The Bruins went 5-4-1 in league play to take third place, the squad's highest finish in the league table since 2015. Four Bruins picked up All-Far West Region honors and a pair of UCLA froshes earned national All-Freshman honors in 2021, led by center back Pietro Grassi who was a First Team All-Region and Freshman Best XI pick. For the season, UCLA led the Pac-12 in assists per game (2.21), fewest fouls per game (9.32), and shot accuracy (48%). The team opened the season by going 6-2-0, the program's best eight-game start to a campaign since 2009.

A trio of Bruins made the jump to the pro ranks after the 2021 season, as center back Ahmed Longmire was selected No. 10 overall in the 2022 MLS SuperDraft by Nashville SC, defender Ben Reveno was the second-round choice of the New England Revolution, and goalkeeper Justin Garcés signed as a Homegrown Player with Atlanta United FC in the lead-up to the draft.

The Bruins posted a 6-9-3 record under Jorden in 2019, his first year at the helm. Fielding an opening day lineup that featured just three returning starters, UCLA saw a tangible improvement over the course of the season. Under Jorden's guidance, junior forward Milan Iloski established himself as one of the top offensive threats in college soccer, leading the country with 1.06 goals per game (17 total) including a program-record five scores against San Diego State on Oct. 6. Jorden also oversaw the seamless integration of newcomers including Riley Ferch (Pac-12-high nine assists), Marcony Pimentel, and Ben Reveno. As a team, the campaign featured a number of highlights, none loftier than a 3-2 win over defending national champion and then-No. 1-ranked Maryland on Sept. 6.

His recruiting success has continued at UCLA, with his two most-recent classes earning a national ranking from TopDrawerSoccer. The Bruins' 2021 group of newcomers was ranked No. 4 in the country, the highest of any Pac-12 program.

Jorden arrived in Westwood with 23 years of collegiate coaching experience under his belt, most recently serving as head coach at the University of the Pacific in Stockton, Calif., where he re-started a dormant program in 2013 and turned the Tigers into perennial national contenders. Pacific reached the second round of the NCAA Tournament in each of his last three seasons, one of just two west coast programs able to make that claim over that span (Stanford).

Prior to that, he helmed the men's soccer program at Cal Baptist, transforming the Lancers into two-time NCCAA National Champions during his five-year tenure.

His 2016 squad at Pacific went 13-4-2, representing what was then the largest single-season win-loss turnaround in Division I men's soccer history at 11.5 games. Jorden secured a number of accolades after that standout season, including NCAA Far West Region and West Coast Conference Coach of the Year honors.



His last two seasons in Stockton were just as successful. In 2017, the Tigers posted an identical 13-4-2 record while reaching as high as No. 14 in the national rankings. In 2018, Pacific went 12-5-2 and reached the second round of the NCAA Tournament. Over his final three seasons, the Tigers went 38-13-6 (.719).

At Pacific, Jorden oversaw the development of a trio of players who went on to be drafted by MLS teams, as Tristan Blackmon was the third overall selection in the 2018 MLS SuperDraft (LAFC), Camden Riley was a second-round pick by Sporting Kansas City in 2019, and Jonathan Jimenez went No. 26 overall to the Chicago Fire in 2020. Overall, his time at Pacific yielded 27 All-WCC selections, five All-Far West Region picks, three All-Americans, and 13 WCC All-Academic honorees.

Jorden got his head coaching start at Cal Baptist University in 2008, taking the Lancers to an unprecedented level of success during his five years in Riverside. Taking over a program that had qualified for postseason play just once in the prior 18 years, Jorden guided CBU to the postseason in all five of his seasons, including NCCAA National Championships in both 2011 and 2012. Jorden was honored as the NCCAA National Coach of the Year after both of those championship campaigns.

He recorded a 60-30-10 overall record at Cal Baptist, including a 48-15-3 (.750) mark over his final three seasons. He was instrumental in NCAA compliance management as CBU transitioned to Division II during his tenure.

Jorden made assistant coaching stops at Westmont College – his alma mater – Northern Colorado University, and Oregon State earlier in his career.

A graduate of Westmont College, Jorden played for the Warriors from 1991-1994. Westmont won 65 games and made two NAIATournament appearances during his time as a student-athlete.

Jorden completed his Ph.D. in sport and exercise science with an emphasis in biomechanics at Northern Colorado in October 2010. He earned his master's degree from Oregon State in 2000 and his bachelor's degree from Westmont in 1995.

Jorden is a USSF "A" Licensed coach, and was head coach of the Olympic Development Program (ODP) Region IV from 2013-19.

He and his wife Liz have two sons, Graeme and Evan.

Ryan Jorden's Year-By-Year Coaching Record


| Year | Overall Record | Conf. Record | Conf. Finish | Nat. Finish |
|--------------------|----------------|--------------|--------------|-------------|
| 2008 (Cal Baptist) | 7-8-3 | 3-5-2 | t-7th | N/A |
| 2009 (Cal Baptist) | 5-7-4 | 4-5-1 | 8th | N/A |
| 2010 (Cal Baptist) | 15-5-0 | 8-2-0 | 2nd | t-33rd |
| 2011 (Cal Baptist) | 17-5-1 | 10-2-0 | 1st | 1st (NCCAA) |
| 2012 (Cal Baptist) | 16-5-2 | 10-3-1 | 3rd | 1st (NCCAA) |
| 2014 (Pacific) | 3-15-0 | 1-6-0 | 7th | N/A |
| 2015 (Pacific) | 1-15-1 | 0-6-1 | 8th | N/A |
| 2016 (Pacific) | 13-4-2 | 4-1-2 | 2nd | t-17th |
| 2017 (Pacific) | 13-4-2 | 4-2-1 | 2nd | t-17th |
| 2018 (Pacific) | 12-5-2 | 5-2-0 | 2nd | t-17th |
| 2019 (UCLA) | 6-9-3 | 2-6-2 | 5th | N/A |
| 2020-21 (UCLA) | 3-7-2 | 2-6-2 | 5th | N/A |
| 2021 (UCLA) | 11-7-1 | 5-4-1 | 3rd | t-17th |
| 2022 (UCLA) | 12-7-1 | 4-4-1 | 4th | t-9th |

| | | |
|-----------------------|--------------------------|------------------------|
| Overall | 134-103-24 (.556) | 62-54-14 (.531) |
| at Cal Baptist | 60-30-10 (.650) | 35-17-4 (.661) |
| at Pacific | 42-43-7 (.495) | 14-17-4 (.457) |

Coaching Highlights

- 11th head coach in UCLA men's program history
- Two-time NCCAA National Champion at Cal Baptist
- 11.5 win improvement w/ Pacific in 2016 was biggest turnaround in NCAA history
- Revived dormant Pacific men's soccer program, getting them to the NCAA Tournament within three seasons
- Took Pacific to Second Round of NCAA Tournament in three straight years (2016-18), one of just two west coast teams able to make that claim over that span (Stanford)
- Made assistant coaching stops at Westmont, Oregon State, and Northern Colorado

Coaching Staff



Paul Killian
Assistant Coach
3rd Year
Stevens '14

Paul Killian enters his third season as an assistant coach at UCLA in 2023. He was originally added to the staff by head coach Ryan Jordan on May 10, 2021.

The Bruins have posted a 23-14-2 overall record and qualified for the NCAA Tournament each season during his tenure.

In 2022, UCLA went 12-7-1 and reached the Third Round of the NCAA Tournament for the first time since 2014. The Bruins limited their opponents to one goal or fewer in 10 consecutive games from Sept. 15 to Oct. 29, the program's longest such streak since 2005. Overall, the Bruins held their opponents to one goal or under in all but four contests. Nationally, UCLA ranked among the elite in fewest fouls per game (9.3, 10th), save percentage (.780, 23rd), assists (33, 40th), and goals against average (1.00, 40th). Highlights from the season included a win on the road at No. 12 Clemson in the NCAA Tournament Second Round, the program's first unbeaten trip to the Bay Area Pac-12 schools since 2013, and a season-high five goals against Liberty on Sept. 2. Six Bruins were cited on the Pac-12 All-Conference Team, including Second Team honors for Jose Sosa and Tommy Silva.

His first season on staff at UCLA was an inarguable success, as the Bruins went 11-7-1 and secured an at-large berth into the NCAA Tournament. The Bruins' 11 victories were an eight-win improvement over the 2020-21 season, representing the largest year-to-year turnaround in modern program history. The Bruins had several high-water marks over the course of the year – including a win over then-No. 1 Oregon State on Nov. 7 and a dramatic golden goal against UC Santa Barbara in the first round of the NCAA Tourney – and eventually reached the Second Round of the NCAA Tournament for the first time since 2015. The Bruins received plenty of individual accolades at the end of the year, with seven receiving All-Pac-12 recognition, four making All-Far West Region, and a pair earning national All-Freshman honors. Three Bruins joined MLS clubs after the 2021 season: Ahmed Longmire (No. 10 overall - Nashville SC) and Ben Reveno (second round – New England) via the MLS SuperDraft and Justin Garces via a Homegrown contract with Atlanta United FC.

Killian spent the five previous seasons (2016-21) on the staff of the men's program at Navy, serving as an assistant coach for four seasons before earning a promotion to associate head coach in 2020. His time in Annapolis yielded a number of program highlights, including a 15-game winning streak over the 2018 and 2019 seasons. He started his career as an assistant in 2015 at his alma mater, Stevens, guiding the club to a 15-4-2 record that season.

Killian was an instrumental part of Navy's success during his tenure, culminating in a 2019 campaign that ranks among the best in program history. The Midshipmen won 11 straight games out of the gate that year – the school's best start to a season since 1964 – and ultimately finished with a 12-4-1 record, tied for the third-most single-season wins in program history. With Killian specifically working with the team's back line, Navy posted the fourth-best goals-against-average (0.57) in the country that year.


Navy followed that up with a 4-2-1 performance during the truncated 2020-21 season. In three seasons with Killian as the top assistant, the Midshipmen posted a 21-17-3 overall record.

Killian was also the recruiting coordinator during his time at Navy, putting together a trio of recruiting classes that were nationally ranked by TopDrawerSoccer. His most notable signings included Matt Nocita, three-time Patriot League Defender of the Year and the No. 7 overall pick in the 2022 MLS SuperDraft, and Jacob Williams, the 2018 Patriot League Rookie of the Year and 2021 Patriot League Offensive Player of the Year.

The Ellicott City, Md. native has made a pair of other coaching stops during his career, working as an assistant coach with the Baltimore Armour in the U.S. Soccer Developmental Academy program (USSDA) and assistant coach/recruiting coordinator at Stevens for the 2015-16 season.

A goalkeeper during his playing days, Killian was a three-year starter in net for Stevens, posting a 50-8-3 career record with 25 shutouts. He was named the National Goalkeeper of the Year and a First Team All-American by D3Soccer.com in 2012 after going 18-3-1 with a 0.40 GAA, 12 shutouts, and a .894 save percentage. He won 16 games and had at least six shutouts as both a sophomore in 2011 and a senior in 2013.

Killian graduated from Stevens in 2014 with a degree in Business & Technology.



Andres Ochoa
Assistant Coach
4th Year
Pacific '18

Andres Ochoa enters his fourth season on the UCLA men's soccer coaching staff in 2023. During his tenure, the Bruins have gone 26-21-4 overall and made two trips to the NCAA Tournament.

In 2022, UCLA went 12-7-1 and reached the Third Round of the NCAA Tournament for the first time since 2014. The Bruins limited their opponents to one goal or fewer in 10 consecutive games from Sept. 15 to Oct. 29, the program's longest such streak since 2005. Overall, the Bruins held their opponents to one goal or under in all but four contests. Nationally, UCLA ranked among the elite in fewest fouls per game (9.3, 10th), save percentage (.780, 23rd), assists (33, 40th), and goals against average (1.00, 40th). Highlights from the season included a win on the road at No. 12 Clemson in the NCAA Tournament Second Round, the program's first unbeaten trip to the Bay Area Pac-12 schools since 2013, and a season-high five goals against Liberty on Sept. 2. Six Bruins were cited on the Pac-12 All-Conference Team, including Second Team honors for Jose Sosa and Tommy Silva.

Ochoa's first full season at UCLA (fall 2021) saw the team post an 11-7-1 overall record and secure an at-large berth into the NCAA Tournament. The Bruins' 11 victories were an eight-win improvement over the 2020-21 season, representing the largest year-to-year turnaround in modern program history. The Bruins had several high-water marks over the course of the year – including a win over then-No. 1 Oregon State on Nov. 7 and a dramatic golden goal against UC Santa Barbara in the first round of the NCAA Tourney – and eventually reached the Second Round of the NCAA Tournament for the first time since 2015. The Bruins received plenty of individual accolades at the end of the year, with seven receiving All-Pac-12 recognition, four making All-Far West Region, and a pair earning national All-Freshman honors. Three Bruins joined MLS clubs after the 2021 season: Ahmed Longmire (No. 10 overall - Nashville SC) and Ben Reveno (second round – New England) via the MLS SuperDraft and Justin Garces via a Homegrown contract with Atlanta United FC.

Ochoa arrived in Westwood in February 2021, helping the Bruins navigate the 2020-21 campaign which was shortened and moved to spring due to the COVID-19 pandemic.

He spent the 2018 and 2019 seasons as an assistant coach at Pacific. Between the conclusion of the 2019 season and his arrival in Westwood, he completed his master's degree and played professionally in Italy and Mexico.

The Guadalajara, Mexico native was a volunteer assistant coach on Ryan Jordan's staff at Pacific in 2018, and played under Jordan from 2014-17.

During the duo's one season together on the sideline in Stockton, Pacific posted a 12-5-2 overall record and qualified for the NCAA Tournament. Ochoa was promoted to assistant coach before the 2019 campaign, serving as an instrumental figure in the transition to a new coaching staff.

A four-year starter as a student-athlete at Pacific, he finished his career with 72 career appearances and 18 points (3 goals, 12 assists). Two of his three collegiate goals were game-winners, including a double-overtime golden goal against Loyola Marymount in 2017. Ochoa helped the Tigers to a pair of NCAA Tournament berths as a player before helping Pacific return to the postseason for the third consecutive time as a coach in 2018.



Juan Cervantes
Assistant Coach
4th Year
UCLA '16

Former Bruin goalkeeper Juan Cervantes enters his fourth season on the UCLA men's soccer coaching staff in 2023. Cervantes was promoted to a full-time assistant position in July 2023 after serving as a volunteer assistant coach with the program for three seasons.

UCLA had a strong year under Cervantes in 2022, going 12-7-1 and reaching the Third Round of the NCAA Tournament for the first time since 2014. UCLA at one point held its opponents to one goal or fewer in 10 consecutive games, the program's longest streak since 2005. Starting keeper Nate Crockford paced the Pac-12 Conference in both save percentage (.768) and shutouts (eight).

Cervantes helped the Bruins to an 11-7-1 overall record and an NCAA Tournament berth in 2021. UCLA's 11 victories were an eight-win improvement over the 2020-21 season, representing the largest year-to-year turnaround in modern program history. Under his tutelage, senior goalkeeper Justin Garces set single-season career highs across the board en route to Pac-12 All-Conference Team honors. Garces ultimately signed as a Homegrown Player with Atlanta United FC just before the 2022 MLS SuperDraft.

Cervantes re-joined the program ahead of the 2020-21 season, helping the team navigate the COVID-19-shortened campaign.

Despite being just four years removed from his UCLA playing days at the time of his hiring, Cervantes brought a lengthy coaching resume with him to Westwood.

He most recently was an assistant coach at Cal State Dominguez Hills, where he served as the goalkeeping coach and recruiting coordinator during the 2019-20 season. The Gardena, Calif. native has made a number of other coaching stops at various levels, including collegiate (Santa Monica College), high school (Loyola and Santa Monica) and club/academy (Beach Futbol Club).

Cervantes totaled 30 games played at UCLA, 27 of them starts. He made four starts as a freshman in 2012 as the Bruins won the Pac-12 Championship and then was the starter for the 2015 squad which reached the second round of the NCAA Tournament.

Following his collegiate career, Cervantes continued to play, maintaining a roster spot with the United State Beach Soccer National Team from 2017-19, culminating in a spot at the 2019 FIFA Beach Soccer World Cup in Paraguay alongside fellow UCLA alumni Ryan Futagaki, Jason Leopoldo, and Oscar Reyes.

Player Biographies



Sam Joseph

6-4 • 215
 Sophomore • Goalkeeper
 San Diego, Calif.
 Club: NY Red Bulls II
 University HS
 Major: Undeclared

Career Highlights

UCLA Director's Honor Roll

2022

Appeared in one game as a true freshman, drawing the start in UCLA's NCAA Tournament First Round game against California Baptist on Nov. 17 ... Saw 12 shots against the Lancers, making four saves and allowing one goal as the Bruins pulled out a 2-1 win ... For the season, had a record of 1-0-0, GAA of 1.00 and a save percentage of .800 ... Enrolled at UCLA in spring, making the UCLA Director's Roll for that quarter (3.0+ GPA, 12+ units passed).

High School/Club

Spent time with NY Red Bulls II in the USL ... Saw action in two USL games with NY Red Bulls II ... Prior to joining the Red Bulls, developed at Albion SC in his native San Diego ... Attended St. Augustine High School in San Diego ... Did not play high school soccer.

Personal

Full Name: Sam Joseph ... Birthday: Jul. 9 ... Born and raised in San Diego, Calif. ... Parents are Nicole and Dan ... Has an older sister, Grace ... Decided to attend UCLA because "it has a great soccer program, and is a great school overall" ... Describes making his first professional save with NY Red Bulls II as his top pre-UCLA athletic thrill ... Admires NBA legend Michael Jordan ... Hobbies and interests include learning new things, playing sports, spending time with family and friends, going to the beach, going on hikes, and listening to music ... Used to be a drummer in a band ... Aspires to play soccer professionally.

Career Statistics

| Year | GP-GS | Min | Save | SO | SV% | GAA | WL-T |
|---------------|------------|--------------|----------|----------|-------------|-------------|--------------|
| 2022 | 1-1 | 90:00 | 4 | 0 | .800 | 1.00 | 1-0-0 |
| Totals | 1-1 | 90:00 | 4 | 0 | .800 | 1.00 | 1-0-0 |



Grayson Doody

5-10 • 165
 Senior • Defender
 Hermosa Beach, Calif.
 Club: Beach FC
 Loyola HS
 Major: Political Science

Career Highlights

Six-time UCLA Director's Honor Roll

2022

Appeared in all but one of UCLA's 20 games, starting 18 contests ... Recorded two assists for two points ... Operated primarily as a right back ... Notched assists in two of UCLA's final four games of the year ... Set up Andre Ochoa's first-half equalizer as UCLA recorded a 2-1 victory at No. 12 Clemson in the NCAA Tournament Second Round on Nov. 20 ... Played the full 90 in 12 of his starts, including each of the final seven games of the season ... His 1,545 minutes ranked third among UCLA's outfield players ... Named to the UCLA Director's Honor Roll for fall quarter (3.0+ GPA, 12+ quarter units passed).

2021 (Fall)

Appeared in 18 of the team's 19 games, making 13 starts ... Had 3 assists on the year for 3 points ... Tallied helpers against CSUN on Sept. 6, California on Sept. 19, and Loyola Marymount on Oct. 14, all UCLA wins ... Played the full 90 against UC Irvine on Sept. 3 and San Diego State on Nov. 12 ... Tied for sixth on the team in assists ... Started in UCLA's NCAA Tournament win over UC Santa Barbara on Nov. 18 ... Named to the UCLA Director's Honor Roll for fall and winter quarters (3.0+ GPA, 12+ quarter units passed).

2020-21

Started all 12 of the team's games as a true freshman ... One of just four Bruins to start every game ... Had three goals and one assist for seven points ... Tied for the team lead in goals (Riley Ferch) and was tied for second in points ... Played 887 minutes, sixth on the squad among outfield players and second among freshmen ... Top performance of the year came in the season finale against Cal on Apr. 17, as he notched a brace to help the Bruins to a 4-3 overtime win ... His first goal put the Bruins ahead 2-1, and his second goal tied it up at 3-3 to send it to overtime ... His debut collegiate score was a highlight-reel effort at Oregon State on Feb. 27, as he chested down a long ball from Andrew Paoli in the box before poking it past the keeper ... Notched the primary assist on Ben Reveno's game-winning goal in UCLA's season-opening 3-0 win over San Francisco on Feb. 8 ... Played the entire 110 minutes in a 2-2 draw against SDSU on Mar. 24, and didn't come off the field in the team's double-OT win over Cal on Apr. 17 (109 minutes) ... Named to the UCLA Director's Honor Roll for both fall and winter quarters (3.0+ GPA, pass at least 12 quarter units).

High School/Club

Played club soccer for Beach FC ... Named the Elite Clubs National League (ECNL) Player of the Year in 2019 ... Made the all-conference team in both 2018 and 2019 ... Spent time with the LA Galaxy Academy ... Earned three varsity letters at Loyola High School ... Three-time all-league and three-time All-CIF ... Was named a High School All-American as a junior, and was Mission League MVP as a senior ... First-Team All-CIF in 2019 ... Potted 18 goals with 15 assists as a high school senior ... In his junior year, had eight goals to go along with 16 assists.

Personal

Full Name: Grayson Patrick Doody ... Parents are Dennis and Kari Doody ... Has two sisters, Kaiden and Josie ... Decided to attend UCLA because "attending UCLA as a student-athlete has always been a dream of mine" ... Admires Eden Hazard ... Enjoys going to the beach with friends and surfing in his free time ... Was primarily a baseball player early on in his youth career.

Career Statistics

| Year | GP-GS | Shots | Goals | Assists | Points | GWG |
|---------------|--------------|-----------|----------|----------|-----------|----------|
| 2020-21 | 12-12 | 10 | 3 | 1 | 7 | 0 |
| 2021 | 18-13 | 9 | 0 | 3 | 3 | 0 |
| 2022 | 19-18 | 4 | 0 | 2 | 2 | 0 |
| Totals | 49-43 | 23 | 3 | 6 | 12 | 0 |

Player Biographies



Tommy Silva

5-10 • 170
 Senior • Defender
 Tucson, Ariz.
 Club: Real Salt Lake Academy
 Real Salt Lake Academy HS
 Major: Communication

Career Highlights

Two-time Pac-12 All-Conference Second Team (2021-22)
 Pac-12 All-Conference Team honorable mention (2020-21)
 Seven-time UCLA Director's Honor Roll
 2021-22 UCLA All-Academic Team
 2022 First Team Academic All-American

2023

Before the season, named to the United Soccer Coaches 2023 NCAA Division I Players to Watch list for defenders.

2022

Started all 20 of UCLA's games as a junior ... Recorded one goal and eight assists for 10 points ... Was one of just two Bruins to start every game, and his 1,659 minutes ranked second among UCLA outfield players ... Led the team in assists, and was tied for second in points ... His eight helpers were fourth in the Pac-12 and No. 28 nationally ... After the season, was named a First Team Division I Academic All-American by College Sports Communicators (formerly CoSIDA) ... Named to the TopDrawerSoccer Team of the Week on Aug. 29 after leading UCLA to back-to-back 1-0 wins with no shots against in the first weekend of the season (Silva assisted on both of UCLA's goals) ... Selected to the College Soccer News Team of the Week on Sept. 19 after leading the Bruins to an unbeaten weekend at the Pac-12 Bay Area schools, contributing to a clean sheet at Stanford before assisting on both goals in a 2-1 win at California ... UCLA was 8-0-0 in games where Silva recorded a point ... Had points in three straight and four of five games between Oct. 7-29 ... Found the back of the net against San Diego State on Oct. 7 for his lone goal of the year ... Started all three of UCLA's NCAA Tournament games, playing 263 of 270 possible minutes ... Set up Jose Contell's ninth-minute equalizer as part of a 2-1 win over California Baptist in the NCAA Tournament First Round on Nov. 17 ... Played the full 90 in half of UCLA's 20 games ... Listed at No. 48 in TopDrawerSoccer's preseason Men's Top 100 Players to Watch List, and finished the year at No. 74 in TopDrawer's postseason Men's Top 100 rankings ... Named to the UCLA Director's Honor Roll for fall quarter (3.0+ GPA, 12+ quarter units passed).

2021 (Fall)

Started all 19 of the team's games, one of six Bruins to do so ... Recorded 6 goals and 4 assists on the year for 16 points ... Tied for the team lead in goals, the second-most points, and the third-most assists ... Totaled 1,626 minutes of action on the year, third-most on the team ... Received All-Pac-12 Second Team honors after the season ... Had four game-winning goals over the course of the year, most on the team and 22nd-most in the NCAA ... Named the Pac-12 Player of the Week and secured a spot on the College Soccer News Team of the Week after his 5-point performance (2-1-5) in the team's regular season finale at San Diego State on Nov. 12 ... Also had 5 points (2-1-5) to lead UCLA to a 4-0 win over CSUN on Sept. 6 ... No other Bruin had more single-game points than his 5 ... Also the only UCLA player with multiple braces on the year ... His 6 goals were tied for fourth-most in the Pac-12 Conference ... Was booked just once on the year ... UCLA was 4-0-0 in the games where he scored a goal, and 5-1-0 in games where he recorded a point ... His 26 shots were third-most on the team, while his 15 SOGs were second-most ... Had the game-winner in both his 5-point games, as well as against San Francisco (Aug. 29) and California (Sept. 19) ... Was the men's soccer representative on the UCLA All-Academic Team at the end-of-year Scholar-Athlete Banquet (highest cumulative GPA on the team) ... Named to the UCLA Director's Honor Roll for fall and winter quarters (3.0+ GPA, 12+ quarter units passed).

2020-21

Appeared in all 12 of the team's games as a true freshman, starting 11 ... Recorded two goals and three assists for seven points ... Named to the Pac-12 All-Conference Team as an honorable mention ... Co-led the team in assists, was tied for second in points, and tied for third in goals ... Totaled 1,036 minutes of action, second-most on the team ... Delivered one of the most dramatic moments of the season, slamming in a golden goal after a wild offensive sequence to clinch a 4-3 overtime win over Cal on Apr. 17 in the team's season finale ... Scored a goal, recorded an assist (both off corners), and had a season-high five shots in a 2-2 draw at San Diego State on Mar. 24, becoming the first Bruin defender with a three-point game since the 2017 season ... Recorded assists on game-winning goals against San Francisco on Feb. 8 and Oregon State on Apr. 3 ... Played at least 56 minutes in all 12 games, and played 78+ in all but two contests ... Named to the UCLA Director's Honor Roll for fall, winter, and spring quarters (3.0+ quarter GPA, pass at least 12 units).

High School/Club

Played club soccer with the Real Salt Lake Academy ... Captained both the U17 and U19 teams during his time with RSL ... Trained with and played for the RSL Monarchs, the club's second team ... Selected to both the Region IV and Inter-Regional ODP teams that traveled to Central and South America ... Made 63 appearances for RSL Academy over his three years ... Helped RSL to back-to-back USSDA playoff berths ... Reached the quarterfinals of the GA Cup Champions Bracket in 2019.

Personal

Full Name: Derrick Nicholas Silva ... Goes by "Tommy" ... Parents are Juan and Kim Silva ... Has one older brother, Ryan ... Aspires to create an environmental company ... Chose to attend UCLA because of "the academic level, location, history of the men's soccer program, and the ability to develop professional players" ... Cites a 1-0 victory over the Portland Timbers in the GA Cup during his time with RSL as his favorite pre-UCLA sporting moment ... Admires Andy Robertson, Joshua Kimmich, and Kyle Beckerman ... Hobbies and interests include running, hiking, playing the ukulele, reading, listening to music, environmental science, music and video production, and entrepreneurship ... His brother ran track and cross country at Stanford, setting a pair of age group world records in the mile ... His father played soccer at UC Davis and his mom was a marathon runner.

Career Statistics

| Year | GP-GS | Shots | Goals | Assists | Points | GWG |
|---------------|--------------|-----------|----------|-----------|-----------|----------|
| 2020-21 | 12-11 | 13 | 2 | 3 | 7 | 1 |
| 2021 | 19-19 | 26 | 6 | 4 | 16 | 4 |
| 2022 | 20-20 | 17 | 1 | 8 | 10 | 0 |
| Totals | 51-50 | 56 | 8 | 15 | 33 | 5 |



Pietro Grassi

6-1 • 180
 Junior • Defender
 Milan, Italy
 Club: A.C. Milan
 Pontificio Collegio Gallio
 Major: Undeclared

Career Highlights

2021 All-Far West Region First Team
 2021 All-Pac-12 Second Team
 2021 College Soccer News All-Freshman First Team
 2021 TopDrawerSoccer Freshman Best XI First Team
 2021 Team Defensive MVP
 2022 Hermann Trophy Watch List (Preseason)
 2022 Preseason All-American
 Four-time UCLA Director's Honor Roll

2022

Appeared in 18 of UCLA's 20 games as a sophomore, starting 17 ... Recorded one goal and one assist for three points ... Totaled 1,416 minutes of action, fourth-most among the team's outfield players ... Was an honorable mention on the 2022 Pac-12 All-Conference Team ... Played the full 90 in 13 of his 17 starts ... Contributed to six UCLA shutouts ... Scored his first career goal on Sept. 5 against Grand Canyon, volleying in a Kevin Diaz flick off a long throw from the right touch line in the 85th minute ... Assisted on Andre Ochoa's go-ahead goal in the first half against Liberty on Sept. 2 ... Played every minute of UCLA's three NCAA Tournament games ... Before the season, was named to the United Soccer Coaches Players to Watch list for defenders ... Second Team Preseason All-American (College Soccer News) ... Selected to the preseason Hermann Trophy Watch List; he was the only player on the 38-man list who was a sophomore or younger ... Named to the UCLA Director's Honor Roll for fall quarter (3.0+ GPA, 12+ quarter units passed).

2022

Before the season, was named to the Hermann Trophy Watch List and United Soccer Coaches Players to Watch list for defenders ... Second Team Preseason All-American (College Soccer News).

2021

Started all 19 of UCLA's games as a true freshman ... Played a team-high 1,708 minutes ... One of just six Bruins to start every game of the season ... Logged 2 assists for 2 points ... Voted Defensive MVP at the team's end-of-season banquet ... Picked up a slew of postseason awards including All-Far West Region First Team, All-Pac-12 Second Team, College Soccer News All-Freshman First Team, and TopDrawerSoccer Freshman Best XI First Team ... Listed at No. 22 in TopDrawerSoccer's postseason rankings of the top freshmen in college soccer ... Contributed to four UCLA shutouts ... Played the full 90 in all but two of UCLA's games ... Recorded his first collegiate point on Sept. 6 against CSUN, a primary assist on Tommy Silva's opener in an eventual 4-0 Bruin win ... Also logged the primary assist on Jose Contell's 86th minute equalizer against UC Santa Barbara on Nov. 18 in the first round of the NCAA Tournament, an eventual 2-1 UCLA win ... Named to the UCLA Director's Honor Roll for fall and winter quarters (3.0+ GPA, 12+ quarter units passed).

High School/Club

Played club soccer with A.C. Milan ... Spent nine years with the club, starting at the U-10 level ... Played for the Italian National Team at the U-15, U-16, and U-17 levels ... Was captain of his A.C. Milan club side several times ... Part of the "Milan Gold" project, where top members of the academy were selected for special training, and practiced with the first team ... Was 14 years old at the time he trained with the first team.

Personal

Full Name: Pietro Grassi ... Birthday: Jun. 24 ... Born in Como, Italy, just north of Milan ... Parents are Roberto Grassi and Luisa Zerboni ... Has a younger sister, Margherita ... Plans on majoring in international relations ... Chose to attend UCLA because "I wanted to keep challenging myself athletically and academically while wearing the four most iconic letters in the world" ... Describes representing his home country, Italy, in international competition as his greatest pre-UCLA athletic thrill ... Admires athletes such as Roger Federer, Phil Mickelson, Lionel Messi, and Kobe Bryant ... Hobbies and interests include reading, playing tennis, and golfing ... Has an interest in collecting watches.

Career Statistics

| Year | GP-GS | Shots | Goals | Assists | Points | GWG |
|---------------|--------------|-----------|----------|----------|----------|----------|
| 2021 | 19-19 | 6 | 0 | 2 | 2 | 0 |
| 2022 | 18-17 | 4 | 1 | 1 | 3 | 0 |
| Totals | 37-36 | 10 | 0 | 3 | 3 | 0 |

Player Biographies



Kasper Strom

6-0 • 170
 RS Junior • Defender
 Nesoya, Norway
 Club: Stabaek IF
 Norwegian HS of Elite Sports
 Major: Business Economics

Career Highlights

Five-time UCLA Director's Honor Roll

2022

Did not appear for the Bruins ... Named to the UCLA Director's Honor Roll for fall quarter (3.0+ GPA, 12+ quarter units passed).

2021 (Fall)

Appeared in five games during his redshirt freshman season, all as a substitute ... Made his NCAA debut on Sept. 6 against CSUN, playing 25 minutes in a 4-0 UCLA win ... Totaled 95 minutes of action on the year ... Did not record a point or shot ... Played a season-high 35 minutes in UCLA's NCAA Second Round game at Duke ... Named to the UCLA Director's Honor Roll for fall and winter quarters (3.0+ GPA, 12+ quarter units passed).

2020-21

Did not appear for the Bruins ... Named to the UCLA Director's Honor Roll for spring quarter (3.0+ quarter GPA, 12 units passed).

High School/Club

Suited up for Stabaek IF at the club level ... Won a U17 National Championship and also captained the U19 side ... In 2019, played with Stabaek IF's second team ... Invited to a Norwegian National Team training camp in 2016, where he captained one of the teams during an exhibition intersquad match.

Personal

Full name: Kasper Elias Strom ... Born in Bearum, Norway ... Parents are Lis Pedersen Strom and Atle Cato Strom ... Has two siblings, Mikkel and Iris ... Decided to attend UCLA because "I wanted to continue playing at a high level, combined with challenging myself academically at one of the best universities in the world. It also has great campus life and location" ... Cites scoring a goal during the national championship finals as his greatest pre-UCLA athletic thrill ... In his spare time, enjoys skiing, tennis, golfing, skating, and windsurfing.

Career Statistics

| Year | GP-GS | Shots | Goals | Assists | Points | GWG |
|---------------|------------|----------|----------|----------|----------|----------|
| 2021 | 5-0 | 0 | 0 | 0 | 0 | 0 |
| 2022 | - | - | - | - | - | - |
| Totals | 5-0 | 0 | 0 | 0 | 0 | 0 |



Tarun Karumanchi

5-11 • 150
 Sophomore • Midfielder
 San Ramon, Calif.
 Club: SJ Earthquakes Academy
 Dougherty Valley HS
 Major: Undeclared

Career Highlights

UCLA Director's Honor Roll

2022

Appeared in 11 games as a true freshman, starting seven ... Was an opening day starter for UCLA in a holding midfield role, but missed time after suffering an injury at Portland on Sept. 10 ... Made his NCAA debut on Aug. 25 against UC Irvine, playing the full 90 and helping the Bruins keep a clean sheet in a 1-0 win ... Recorded one assist, helping set up Jose Contell's 81st minute game-winner against Virginia Tech on Aug. 28 ... Played 344 of 360 possible minutes over the first four games of the season ... Contributed to four UCLA shutouts ... Named to TopDrawerSoccer's Preseason Freshman Best XI ... Enrolled at UCLA in spring, making the UCLA Director's Roll for that quarter (3.0+ GPA, 12+ units passed).

High School/Club

Played club soccer with the San Jose Earthquakes Academy ... Played for San Jose's U-23 squad and was also part of an elite group of former academy player to train with the Earthquakes' first team ... Called up to the USYNT U-20 team for their training camp in Carson in Apr. 2022.

Career Statistics

| Year | GP-GS | Shots | Goals | Assists | Points | GWG |
|---------------|-------------|----------|----------|----------|----------|----------|
| 2022 | 11-7 | 0 | 0 | 1 | 1 | 0 |
| Totals | 11-7 | 0 | 0 | 1 | 1 | 0 |

Player Biographies



Sean Karani

5-9 • 160
 Graduate • Midfielder
 Wichita, Kan.
 Club: Sporting KC Academy
 Temple | Blue Valley West HS

Career Highlights

2021 First Team All-AAC
 2019 AAC All-Rookie Team

Temple (2019-22)

Four-year letterwinner at Temple University in Philadelphia ... Over 40 career games at Temple, recorded eight goals and 10 assists for 26 points ... Matched or set career highs in goals (three), assists (five), and points (11) during his final season at Temple in 2022 ... Named to the AAC All-Freshman Team in 2019 ... Was a First Team All-AAC selection after the spring 2021 season.

High School/Club

Played club soccer with the Sporting KC Academy ... Trained with Sporting KC's first team during his prep career.

Personal

Full Name: Sean Karani ... Parents are Charles and Mumbi ... Has two siblings, Sian and Mairyan ... Chose to attend UCLA because "it was always my dream school to attend" ... Cites training with Sporting KC's first team as his greatest pre-UCLA athletic thrill ... Admires Ronaldinho ... Hobbies and interests include golf, traveling, and hanging out with friends ... Lived in Kenya during his youth.

Career Statistics

| Year | GP-GS | Shots | Goals | Assists | Points | GWG |
|----------------|--------------|-----------|----------|-----------|-----------|----------|
| 2019 (Temple)* | 17-17 | 23 | 3 | 3 | 9 | 1 |
| S21 (Temple)* | 11-11 | 17 | 2 | 2 | 6 | 0 |
| 2022 (Temple)* | 12-10 | 20 | 3 | 5 | 11 | 2 |
| Totals | 40-38 | 60 | 8 | 10 | 26 | 3 |

* Stats not accumulated at UCLA



Andre Ochoa

5-8 • 150
 Senior • Forward
 Anaheim, Calif.
 Club: LA Galaxy Academy
 San Diego State | Connexus Academy
 Major: Sociology

Career Highlights

2020-21 All-Pac-12 Second Team
 UCLA Director's Honor Roll

2022

Appeared in all 20 of UCLA's games during his debut season in Westwood, starting 17 ... One of just six Bruins to appear in every game ... Recorded three goals and two assists for eight points ... Tied for third on the team in goals and fourth in points ... Played 1,354 minutes, second-most among the team's forwards and seventh-most among all UCLA outfield players ... Started the first 13 games of the season in a row, as well as the final four ... Team was 11-5-1 with him in the Starting XI ... Made his Bruin debut on Aug. 25, playing 77 minutes in a 1-0 win over UC Irvine ... Scored his first UCLA goal on Sept. 2 against Liberty, helping the Bruins to a 5-2 win ... Had points in three consecutive games from Nov. 11-20 ... Potted the game-winner at San Diego State on Nov. 11 in his first game back at SDSU Sports Deck ... Scored a 31st minute equalizer as UCLA eventually posted a 2-1 win at No. 12 Clemson in the NCAA Tournament Second Round on Nov. 20 ... Played the full 90 in two of his starts, at California on Sept. 18 and against SDSU on Oct. 7 ... UCLA was 4-1-0 in games where Ochoa recorded a point ... Put half of his shot attempts on frame (7-14), tied for the second-best ratio on the team ... Enrolled at UCLA in spring, making the UCLA Director's Roll for that quarter (3.0+ GPA, 12+ units passed).

San Diego State (2020-21)

Spent two seasons at San Diego State, appearing in 27 matches (26 starts) with seven goals and two assists for 16 points ... Appeared in all 17 of SDSU's games in fall 2021, leading the team in goals (5), points (10), and shots (20) ... Had a brace against California on Sept. 16, including the game-winning goal ... Was an All-Pac-12 Second Team choice in spring 2021 after totaling six points (2-2-6) in 10 games for SDSU.

High School/Club

Played club soccer with the LA Galaxy Academy ... Also played with Strikers FC before joining the Galaxy, scoring 12 goals in 19 matches during the 2016-17 campaign.

Personal

Was a business major at SDSU ... In his free time, enjoys playing video games.

Career Statistics

| Year | GP-GS | Shots | Goals | Assists | Points | GWG |
|-----------------|--------------|-----------|-----------|----------|-----------|----------|
| 2020-21* (SDSU) | 10-10 | 5 | 2 | 2 | 6 | 0 |
| 2021* (SDSU) | 17-16 | 20 | 5 | 0 | 10 | 1 |
| 2022 | 20-17 | 14 | 3 | 2 | 8 | 1 |
| Totals | 47-43 | 39 | 10 | 4 | 24 | 2 |

* Stats not accumulated at UCLA

Player Biographies



Jose Contell

5-9 • 170
 RS Junior • Forward
 Valencia, Spain
 Club: Valencia CF
 Catholic University of Valencia
 Major: International Development Studies

Career Highlights

Three-time UCLA Director's Honor Roll
 2022 All-Pac-12 Honorable Mention

2022

Appeared in all 20 of UCLA's games as a redshirt sophomore, starting 17 ... Recorded four goals and four assists for 12 points ... Led the team in points, shots (28), shots on goal (16), co-led the team in goals and game-winning goals (three), and was tied for second in assists ... Was an honorable mention on the 2022 Pac-12 All-Conference Team ... Notched points in three consecutive games from Nov. 11-20 ... Was tied for second in the Pac-12 Conference in game-winning goals ... Had one goal and one assist over three postseason games for UCLA ... Scored the equalizer in the Bruins' eventual 2-1 win over Cal Baptist in the NCAA Tournament First Round ... Recorded the primary assist on Tucker Lepley's game-winning goal at No. 12 Clemson in the NCAA Tournament Second Round ... Notched the game-winner against Virginia Tech (Aug. 28) and in both of UCLA's matchups against California ... His 1,365 minutes of action ranked fifth among UCLA's outfield players and second among forwards ... UCLA was 8-0-0 in games where he recorded a point.

2021 (Fall)

Appeared in 18 of the team's 19 games as a redshirt freshman, starting 11 ... Totaled five goals and six assists for 16 points ... Was second on the team in assists, tied for second in points, and tied for third in goals ... Took a team-high 30 shots over the course of the year ... Was on the score sheet in half of his 18 appearances ... Scored his first collegiate goal on Sept. 6 against CSUN as part of a 4-0 UCLA win ... Scored an 86th minute equalizer and recorded the primary assist on Kevin Diaz's golden goal over UC Santa Barbara on Nov. 18 in the first round of the NCAA Tournament ... Had a three-game point streak from Nov. 7-18 ... The Bruins were 6-2-1 in games where Contell recorded a point ... Played a season-high 86 minutes on Opening Day against Lipscomb ... Had multiple shots in 10 of 18 appearances ... Was booked just once over the course of the season ... Posted a goal and an assist at San Diego State on Nov. 12, tying a season-high with 3 points ... Played 1,057 minutes total, one of nine UCLA outfield players to surpass the 1,000-minute mark ... Named to the UCLA Director's Honor Roll for fall and spring quarters (3.0+ GPA, 12+ quarter units passed).

2020-21

Did not appear for UCLA ... Named to the UCLA Director's Honor Roll for spring quarter (3.0+ quarter GPA, 12 units passed).

High School/Club

Played center forward and wing for Valencia CF's U19 Team ... Played in the UEFA Youth League against some of the top clubs in Europe including Chelsea FC and AFC Ajax ... Played in the Division de Honor Juvenil, the top youth league in Spain, for Universidad Catolica de Valencia.

Personal

Full Name: Jose Contell Lechón ... Parents are Rafael Juan de Ribera Contell Cortell and Maria Jesus Lechón Castillejo ... Has two older brothers, Rafa and Xavi ... Decided to attend UCLA because "it's one of the best universities in the United States" ... Admires Lionel Messi ... Hobbies and interests include watching movies, reading, playing paddleball, running in the mountains, and meeting new people ... Majoring in international development studies (IDS).

Career Statistics

| Year | GP-GS | Shots | Goals | Assists | Points | GWG |
|---------------|--------------|-----------|----------|-----------|-----------|----------|
| 2021 | 18-11 | 30 | 5 | 6 | 16 | 0 |
| 2022 | 20-17 | 28 | 4 | 4 | 12 | 3 |
| Totals | 38-28 | 58 | 9 | 10 | 28 | 3 |



Tucker Lepley

5-6 • 135
 RS Junior • Midfielder
 Charlotte, N.C.
 Club: Sporting KC Academy
 Ardrey Kell HS

Career Highlights

2021 All-Far West Region Second Team
 2021 Team MVP
 UCLA Student-Athlete of the Week (Nov. 22, 2022)

2022

Appeared in eight games for the Bruins, starting four ... Recorded three goals and one assist for seven points ... Started the last four games of the season in a row for UCLA, including each of the team's three NCAA Tournament contests ... Recovery from an injury delayed his season debut to Oct. 20 ... All of his points came over a five-game span to close the season ... Scored the game-winning goal in the second half as UCLA upset No. 12 Clemson, 2-1, in the NCAA Tournament Second Round on Nov. 20 ... Was named the UCLA Student-Athlete of the Week after his efforts against the Tigers ... Had a season-high three points against then-No. 1 Washington on Nov. 3 ... Played 79+ minutes in each of his starts, including the full 90 in UCLA's final two NCAA Tourney games ... Appeared in the Fall 2022 edition of Bruin Blue Magazine ... Before the season, was named to the United Soccer Coaches Players to Watch list for midfielders ... Listed at No. 68 in TopDrawerSoccer's preseason Men's Top 100 Players to Watch List.

2021 (Fall)

Started all 19 of the team's games, one of just six Bruins to do so ... Led the team with 17 points (5-7-17) ... His 7 assists also paced the team, while his 5 goals were one off the team lead ... Ranked sixth in the Pac-12 in total points ... Voted Team MVP at the team's end-of-season banquet ... Named to the Far West All-Region Second Team after the season ... Named to the College Soccer News All-Freshman First Team, and the TopDrawerSoccer Freshman Best XI Second Team ... Listed at No. 6 in TopDrawerSoccer's postseason rankings of the top freshmen in college soccer ... Played 1,652 minutes, most among the team's midfielders and second-most overall ... Led the team with 18 shots on goals and a 62% shots-on-goal percentage ... His 29 shots were one behind Jose Contell's team-high ... Earned a spot on the College Soccer News Team of the Week after potting the game-winner against San Diego State on Oct. 8 ... Picked up his debut collegiate goal on Opening Day, scoring against Lipscomb (Aug. 26) ... Recorded points in back-to-back games on four occasions ... Was on the scoresheet for 10 of UCLA's 19 games ... Played the full 90 in 12 contests ... Also scored goals against California (Sept. 19), UC Riverside (Sept. 25), and San Diego State (Nov. 12) ... Had a season-high 3 points on Nov. 12, notching a goal and an assist in a 4-1 Bruin win at SDSU ... Set up Jose Sosa's opening goal in the second round of the NCAA Tournament with a perfect ball through the 18 ... Assisted on both goals in a 2-1 UCLA win over then-No. 14 Loyola Marymount on Oct. 14 ... First freshman to lead UCLA in scoring since Matt Hundley in 2018.

2020-21

Redshirted.

High School/Club

Played club soccer with Sporting Kansas City ... Played for both the U17 and U19 clubs ... Trained with and played for Sporting KC II ... Ranked the No. 26 midfielder in the country and the No. 69 player nationally in TopDrawerSoccer's IMG Academy 150 ... Has three caps at the youth level with the US National Team ... Recently selected to the U17 National Team for the Nike Friendlies in Lakewood Ranch, Fla., a round-robin tournament featuring Turkey, the Netherlands, and the United States U16 and U17 squads ... Also earned a call-up for the U19 USYNT for a tournament in Spain ... Named an All-American by the United Soccer Coaches.

Personal

Full Name: Tucker Lee Erman Lepley ... Parents are Erm Lepley and Jan Jones ... Has one brother, Mason, and three sisters: Kate, Karson, and Casey ... Decided to attend UCLA because "the athletics and academics are unmatched, and it felt like home" ... Admires Frenkie De Jong, Phillipe Coutinho, and Kobe Bryant ... Hobbies and interests include fashion, shoes, and working out ... Casey is his twin sister.

Career Statistics

| Year | GP-GS | Shots | Goals | Assists | Points | GWG |
|---------------|--------------|-----------|----------|----------|-----------|----------|
| 2021 | 19-19 | 29 | 5 | 7 | 17 | 1 |
| 2022 | 8-4 | 11 | 3 | 1 | 7 | 1 |
| Totals | 27-23 | 40 | 8 | 8 | 24 | 2 |

Player Biographies



Cam Wilkerson

6-0 • 165
 Sophomore • Midfielder
 Richmond, Calif.
 Club: Colorado Rapids Academy
 Baker Academy
 Major: Undeclared

Career Highlights

UCLA Director's Honor Roll

2022


Appeared in 15 games as a true freshman, starting one ... Recorded one assist for one point ... Totaled 339 minutes of action ... Made his NCAA debut on Sept. 2 against Liberty, playing 25 minutes and logging an assist as UCLA posted a 5-2 win ... Was in the Starting XI on Oct. 7 against San Diego State, playing 33 minutes and helping the Bruins to a 2-0 win ... Appeared in all three of UCLA's NCAA Tournament games ... Played a season-high 38 minutes at Clemson on Nov. 20 ... Enrolled at UCLA in spring, making the UCLA Director's Roll for that quarter (3.0+ GPA, 12+ units passed).

High School/Club

Played club soccer with the Colorado Rapids Academy ... Ranked No. 58 in the TopDrawerSoccer IMG Academy 150 ... Also listed by TopDrawer as the No. 3 player in the Rocky Mountains & Southwest Region, and the No. 17 midfielder nationally ... Participated in preseason training with the Rapids' first team in 2021 ... Also spent time with the Barca Academy and Portland Timbers Academy during his youth career.

Career Statistics

| Year | GP-GS | Shots | Goals | Assists | Points | GWG |
|---------------|-------------|----------|----------|----------|----------|----------|
| 2022 | 15-1 | 1 | 0 | 1 | 1 | 0 |
| Totals | 15-1 | 1 | 0 | 1 | 1 | 0 |



JC Cortez

6-0 • 175
 Sophomore • Defender
 Ridgewood, N.J.
 Club: NY Red Bulls II
 Ridgewood HS
 Major: Undeclared

2022

Appeared in all 20 of UCLA's games as a true freshman, starting eight ... Listed at No. 93 in TopDrawerSoccer's Men's Freshmen Top 100 rankings ... Started eight consecutive games from Oct. 7 - Nov. 17 ... Played the full 90 in six of his starts ... Primarily played center back ... Recorded two shot attempts on the year, both at Rutgers on Oct. 29 ... Did not record a point ... Was booked just once on the year ... UCLA was 6-2-0 in his starts ... Started the Bruins' NCAA Tournament opener at home against Cal Baptist on Nov. 17 ... Appeared in all three of UCLA's postseason games, totaling 60 minutes ... His 870 minutes of action led all UCLA freshmen.

High School/Club

Played club soccer with NY Red Bulls II ... At the time of his signing, was ranked No. 31 in TopDrawerSoccer's IMG Academy 150 ... Ranked by TopDrawer as the No. 3 prospect in the New Jersey region, and No. 14 defender nationally ... Captained the Red Bulls' U-17 and U-19 academy teams in the U.S.S.D.A. ... Also played with NY Red Bulls II in the USL ... Over the course of his youth career, was called up to USYNT U-15 and Peru U-17 youth national team training camps.

Personal

Full name: John Carlos Cortez.

Career Statistics

| Year | GP-GS | Shots | Goals | Assists | Points | GWG |
|---------------|-------------|----------|----------|----------|----------|----------|
| 2022 | 20-8 | 2 | 0 | 0 | 0 | 0 |
| Totals | 20-8 | 2 | 0 | 0 | 0 | 0 |

Player Biographies



Pablo Greenlee

5-11 • 180
 Senior • Defender
 Hollywood, Calif.
 Club: LA Breakers
 Harvard-Westlake HS
 Major: Political Science

Career Highlights

Seven-time UCLA Director's Honor Roll

2022

Appeared in 15 games as a junior, starting one ... Recorded two assists for two points ... His two helpers came in back-to-back games, against Liberty on Sept. 2 and Grand Canyon on Sept. 5 ... Started and played the full 90 against Portland on Sept. 10 ... Totaled 282 minutes of action ... Recorded one shot on the season, against California Baptist on Nov. 17 ... Appeared in two of UCLA's three postseason games ... Named to the UCLA Director's Honor Roll for fall quarter (3.0+ GPA, 12+ quarter units passed).

2021 (Fall)

Made two appearances as a sophomore, both off the bench ... Totaled 39 minutes of action ... Played 32 minutes in UCLA's 4-0 win over CSUN on Sept. 6 ... Appeared in UCLA's NCAA Tournament game at Duke, playing 7 minutes off the bench ... Did not record a point or shot ... Named to the UCLA Director's Honor Roll for fall and winter quarters (3.0+ GPA, 12+ quarter units passed).

2020-21

Appeared in all 12 of the team's games as a true freshman, starting three ... Operated mostly as a defender ... Scored one goal for two points ... Registered three shots on the year ... His goal came in a season-opening 3-0 win over San Francisco, heading in a Kevin Diaz cross in the 72nd minute to pot UCLA's second goal ... All three of his shots for the year came in the season-opener against USF ... All three of his starts came in a four-game stretch from Mar. 14-28 (Washington, at San Diego State, Stanford) ... Played 50+ minutes in five games, including a pair of games in which he played at least 90 minutes ... Didn't come off the pitch in a 2-2 tie against San Diego State on Mar. 24 ... Named to the Director's Honor Roll for fall and winter quarters (3.0+ quarter GPA, pass at least 12 units).

High School/Club

Played club soccer for the LA Breakers, the top-ranked team in the Elite Clubs National League (ECNL) this past season ... Won a number of team trophies with the Breakers, including the NHB Cup Championship, Surf Cup Championship, and ECNL Showcase Championship ... Four-year starter at Harvard-Westlake School in Studio City, Calif. ... Operated mostly as an outside back ... Was Mission League Offensive MVP and Mission League Defender of the Year in 2019 ... Three-time All-Mission League First Team ... Had 14 goals and 14 assists as a senior.

Personal

Full Name: Pablo Greenlee ... Parents are Rafe Greenlee and Mylene Moreno ... Has two older brothers, Nico and Cole ... Chose to attend UCLA because "I grew up 15 minutes away and always dreamed of representing UCLA as a soccer player, and the academic opportunities are unbeatable here" ... Describes winning the Dallas Cup during his youth career as his favorite pre-UCLA sporting moment ... Admires Dirk Nowitzki, Rafael Nadal, and Dani Alves ... Hobbies include photography, volleyball, and driving through LA traffic ... Both he and his mother were born on the campus of UCLA at the Ronald Reagan UCLA Medical Center ... Both of his parents attended Harvard, with his dad running track and his mom playing soccer ... Both his grandfather (undergrad) and mother (graduate school) attended UCLA.

Career Statistics

| Year | GP-GS | Shots | Goals | Assists | Points | GWG |
|---------------|-------------|----------|----------|----------|----------|----------|
| 2020-21 | 12-3 | 3 | 1 | 0 | 2 | 0 |
| 2021 | 2-0 | 0 | 0 | 0 | 0 | 0 |
| 2022 | 15-1 | 1 | 0 | 2 | 2 | 0 |
| Totals | 29-4 | 4 | 1 | 2 | 4 | 0 |



Philip Naef

5-11 • 170
 Freshman • Defender
 Copenhagen, Denmark
 Club: BSC Young Boys
 International School of Berne
 Major: Undeclared

High School/Club

Member of the Swiss U-19 National Team ... Competed with a pair of prestigious European Clubs in BSC Young Boys and F.C. Copenhagen ... Won a U-17 Championship with F.C. Copenhagen, and a Swiss National Championship with Young Boys.

Personal

Full Name: Philip Egelund Naef ... Born in Copenhagen, Denmark ... Aspires to play soccer professionally ... Parents are Sandro and Camilla ... Has two sisters, Jacqueline and Chloe, and a brother, Alexander.

Player Biographies



Amjot Narang

6-1 • 160
 Sophomore • Midfielder
 El Dorado Hills, Calif.
 Club: Sacramento Republic FC
 Oak Ridge HS
 Major: Undeclared

Career Highlights

UCLA Director's Honor Roll

2022

Appeared in three games as a true freshman, all as a substitute ... Totaled 39 minutes of action ... Did not record a point ... Made his NCAA debut on Sept. 2 against Liberty, playing 15 minutes in a 5-2 UCLA win ... Played a season-high 16 minutes against Cal State Fullerton on Sept. 24 ... Also saw eight minutes of action against Grand Canyon on Sept. 5 ... Enrolled at UCLA in spring, making the UCLA Director's Roll for that quarter (3.0+ GPA, 12+ units passed).

High School/Club

Played club soccer with Sacramento Republic FC in the USL Championship ... Ranked the No. 7 prospect in Northern California by TopDrawerSoccer ... Made his first team debut with Sac Republic on Aug. 31, 2021 ... Led SRFC's U-19 team to the final four of the "MLS Next" Tournament.

Career Statistics

| Year | GP-GS | Shots | Goals | Assists | Points | GWG |
|---------------|------------|----------|----------|----------|----------|----------|
| 2022 | 3-0 | 0 | 0 | 0 | 0 | 0 |
| Totals | 3-0 | 0 | 0 | 0 | 0 | 0 |



Sebastian Rincon

5-6 • 130
 Sophomore • Midfielder
 Culver City, Calif.
 Club: FRAM SC
 Palisades Charter HS
 Major: Undeclared

2022

Appeared in four games as a true freshman, all as a substitute ... Totaled 37 minutes ... Did not record a point ... Made his NCAA debut on Aug. 28 against Virginia Tech, playing a season-high 12 minutes ... Also appeared against Liberty (Sept. 2), Grand Canyon (Sept. 5), and Portland (Sept. 10).

High School/Club

Played club soccer primarily for FRAM SC and Orange County SC ... Was the top goalscorer for Orange County SC in the USL Academy Cup ... Voted MVP of the National Cup ... Played in the South Region ODP (Olympic Development Program) for four straight years ... Played in several regional championships with Cal South ... Called up the U-15 Mexican National Team Training Camp ... Trained with Galaxy II at one point during preseason ... Attended Palisades Charter HS in Palisades, Calif., playing two seasons and earning one varsity letter ... Was an All-City selection as a sophomore, the first sophomore in Palisades HS to accomplish that feat ... Helped Palisades to the CIF Semifinals during his freshman season.

Personal

Full Name: Sebastian Rincon ... Birthday: Aug. 6 ... Born and raised in Los Angeles ... Parents are Alejandro Rincon and Cecilia Chico-Rincon ... Has three brothers: Carlos, Saul, and Adrian ... Older brother Carlos was a two-year member of the UCLA men's

Career Statistics

| Year | GP-GS | Shots | Goals | Assists | Points | GWG |
|---------------|------------|----------|----------|----------|----------|----------|
| 2022 | 4-0 | 0 | 0 | 0 | 0 | 0 |
| Totals | 4-0 | 0 | 0 | 0 | 0 | 0 |

Player Biographies



Sam Scott

6-0 • 180
 Freshman • Forward
 Frisco, Tex.
 Club: Solar SC
 Rick Reedy HS
 Major: Undeclared

High School/Club

Played club soccer with Solar SC Academy in Dallas, Tex. ... Attended Rick Reedy High School in Frisco, Tex.

Personal

Full Name: Desmond Samuel Scott Jr. ... Goes by Samuel or Sam ... Parents are Desmond Sr. and Mariah ... Has a younger sister, Dezeriah ... Chose to attend UCLA because "it's a great program, both academically and athletically, that can truly take me to the next level" ... Cites playing in the MLS Next tournament as his greatest pre-UCLA athletic thrill ... Admires Cristiano Ronaldo ... Was left-handed in his youth, but switched to being right-handed ... His uncle, Chris Seisay, played football at Oregon ... Aspires to play soccer professionally.



Noah Sutherland

6-3 • 200
 Graduate • Goalkeeper
 Richmond, Va.
 Club: FC Richmond
 Lehigh I James River HS
 Major: Financial Engineering

2018-21 (Lehigh)

Four-year letterwinner at Lehigh University in Bethlehem, Pa. ... Appeared in eight games (all starts) during his Lehigh career, posting a 1.94 GAA, 29 saves, and .667 save percentage over 650:59 minutes ... Most of his action came as a senior in fall 2021, as he made 27 saves with a 1.94 GAA and .692 save percentage over seven games ... Notched a career-high 10 saves against Fairleigh Dickinson on Sept. 14, 2021 ... Made his first career appearance during the spring 2021 season, recording two saves against American on Mar. 6, 2021 ... Selected to the Patriot League Academic Honor Roll in each of his four seasons on campus ... Did not play collegiate soccer during the 2022 season.

High School/Club

Attended James River High School in Chesterfield County, Va. ... Played club with FC Richmond ... As a senior, was named team captain and went on to earn First Team All-Metro and First Team 6A All-State honors ... Was a TopDrawerSoccer High School All-American in 2018 ... Helped James River to an undefeated season in 2018, the first in school history ... Earned first team all-league and second team all-state honors in 2017 as he helped his school to its first-ever regional championship ... Member of the DECA, FBLA, and National Honor Society.

Personal

Full name: Noah Glaser Sutherland ... Parents are Kevin and Christine ... Has a younger sister, Emma.

Career Statistics

| Year | GP-GS | Min | Save | SO | SV% | GAA | WL-T |
|---------------|------------|---------------|-----------|----------|-------------|-------------|--------------|
| 2020-21* | 1-1 | 90:00 | 2 | 0 | .500 | 2.00 | 0-1-0 |
| 2021* | 7-7 | 560:59 | 27 | 0 | .692 | 1.93 | 0-5-1 |
| Totals | 8-8 | 650:59 | 29 | 0 | .674 | 1.94 | 0-6-1 |

* Stats not accumulated at UCLA

Player Biographies



Jack Sarkos

6-2 • 200
 Graduate • Forward
 Margate City, N.J.
 Club: South Jersey Elite Barons
 Lehigh I Mainland HS

Career Highlights

Two-time All-Patriot League First Team (2021-22)

Lehigh University (2019-22)

Four-year letterwinner at Lehigh University in Bethlehem, Pa. ... Posted identical stat lines (eight goals, two assists, 18 points) during his junior and senior seasons, resulting in First Team All-Patriot League honors in both seasons ... Over 51 career games (32 starts) at Lehigh, notched 17 goals and four assists for 38 points ... Earned all-region second team honors from United Soccer Coaches in 2022 ... Was Lehigh's leading scorer in both 2022 and 2023 ... Earned Patriot League Offensive Player of the Week honors on Oct. 25, 2021 after recording a hat trick against Navy.

High School/Club

Played club soccer with the South Jersey Elite Barons Rush ... Was a standout at Mainland High School in Linwood, N.J., setting school records for single-season (26) and career (75) goals ... Was a three-time all-league first team choice, two-time Atlantic League Player of the Year, and three-time all-state choice ... Played in the 2018 High School All-America Game.

Personal

Full Name: Jack Christopher Sarkos ... Parents are Peter and Kym ... Born in Galloway, N.J. ... Has two older brothers, Nick and Ryan ... Cites winning a Patriot League Championship at Lehigh as his greatest pre-UCLA athletic thrill ... Admires Lionel Messi, LeBron James, and Tiger Woods ... Enjoys golfing in his free time.

Career Statistics

| Year | GP-GS | Shots | Goals | Assists | Points | GWG |
|---------------|--------------|-----------|-----------|----------|-----------|----------|
| 2019* | 12-0 | 5 | 0 | 0 | 0 | 0 |
| S2021* | 6-6 | 12 | 1 | 0 | 2 | 0 |
| F2021* | 17-10 | 34 | 8 | 2 | 18 | 4 |
| 2022* | 16-16 | 35 | 8 | 2 | 18 | 1 |
| Totals | 51-32 | 86 | 17 | 4 | 38 | 5 |

* Stats not accumulated at UCLA



Mateo Pinilla

6-1 • 155
 Freshman • Defender
 Houston, Tex.
 Club: Houston Dynamo Academy
 Acellus Academy
 Major: Undeclared

High School/Club

Played club soccer in the Houston Dynamo Academy ... Has been called up for U.S. Youth National Team camps at the U-15 and U-19 levels ... Also trained with the Colombian U-17 National Team ... Cited as Houston's "top homegrown prospect" by TopDrawerSoccer ... Listed by TDS as the No. 3 player from the state of Texas ... Nationally, was TDS's No. 5 defender and No. 22 overall player in the IMG Academy 150.

Personal

Full Name: Mateo Pinilla ... Parents are Alvaro and Sandra ... Has an older brother, Pablo ... Born in Houston.

Player Biographies



Ryan Becher

6-3 • 190
 Graduate • Midfielder
 Hummelstown, Pa.
 Club: Philadelphia Union Academy
 UMBC | Lower Dauphin HS
 Major: Marketing

Career Highlights

2022 "Best Starting XI" (NCAA.com)
 Two-time All-America East Conference (2021-22)

UMBC (2019-22)

Earned four letters at UMBC in Baltimore ... For his career, totaled 25 goals and 20 assists for 70 points over 62 games (all starts) ... Named to the "Best Starting XI" in 2022 after recording a career-high 36 points (13-10=36) and finishing as the lone player in the country with double-digit goals and assists ... Made the College Soccer News Team of the Week on two occasions during his senior year ... His 36 points were the most by a UMBC player since 2009 ... The fifth Retriever ever to finish his career with 25+ goals and 20+ assists ... Had back-to-back six-point games (2-2=6) on Oct. 8 and Oct. 11, 2022 ... Was named conference offensive player of the week four times in a row to close out his senior season ... Earned all-league honors in each of his final two years on campus ... Had 19 points (7-5=19) in 19 games as a junior in fall 2021 ... Scored one goal and one assist for three points during the truncated spring 2021 season ... Named to the America East All-Rookie Team after posting 12 points (4-4=12) during the 2019 season.

High School/Club

Played club soccer with the Philadelphia Union Academy ... Played high school soccer at Lower Dauphin and YSC Academy ... Won back-to-back high school state championships in 2016 and 2017 ... Also played basketball in high school.

Personal

Full name: Ryan William Becher ... Parents are William (Bill) and Dawn ... Has an older brother, Jackson, who he played with at UMBC ... Born in Harrisburg, Pa. ... Chose to attend UCLA because of the "team, coaches, academics, and location" ... Admires Dwayne Wade ... Hobbies and interests include golf, basketball, geography, and trivia ... His cousin, Simon Becher, is a professional soccer player (with Vancouver Whitecaps FC as of 2023) ... Majoring in marketing at UCLA.

Career Statistics

| Year | GP-GS | Shots | Goals | Assists | Points | GWG |
|---------------|--------------|------------|-----------|-----------|-----------|----------|
| 2019* | 16-16 | 23 | 4 | 4 | 12 | 2 |
| S2021* | 8-8 | 7 | 1 | 1 | 3 | 1 |
| F2021* | 19-19 | 41 | 7 | 5 | 19 | 1 |
| 2022* | 19-19 | 51 | 13 | 10 | 36 | 1 |
| Totals | 62-62 | 122 | 25 | 20 | 70 | 5 |

* Stats not accumulated at UCLA



Wyatt Nelson

6-3 • 195
 Freshman • Goalkeeper
 Seattle, Wash.
 Club: Seattle Sounders Academy
 Roosevelt HS
 Major: Undeclared

High School/Club

Played club soccer with the Seattle Sounders Academy ... Helped the Sounders U17s win the 2022 Generation adidas Cup ... Named to the Best XI at the Generation adidas Cup ... Has been called up to United States Youth National Team training camps at the U19 level ... Was the No. 3-rated player from his class in the Pacific Northwest Region ... Nationally, was ranked the No. 5 goalkeeper and No. 38 player overall in the IMG Academy 150.

Personal

Full Name: Wyatt Gary Nelson ... Plans on majoring in business economics.

Player Biographies



Oshea Foster

5-9 • 165
 Sophomore • Forward
 Pasadena, Calif.
 Club: LA Surf
 San Diego | John Muir HS

2022 (San Diego)

Spent his freshman season at San Diego ... Was an All-WCC honorable mention and WCC All-Freshman Team honoree ... Appeared in 16 games with the Toreros (eight starts), totaling three goals for six points ... Was tied for third on the team in goals ... Named WCC Player of the Week on Oct. 31, 2022 after scoring goals in back-to-back games against LMU and Portland ... Scored a goal in three consecutive games from Oct. 22-29 ... Notched his first-career goal on Oct. 22 against Santa Clara ... Recorded 27 shots on the year, with 17 going on frame.

High School/Club

Attended John Muir High School in Pasadena, Calif. ... Was a two-time first team all-conference selection ... Recorded 24 goals and 10 assists over 10 games during his junior season ... Also ran track at John Muir HS, winning CIF Championships in the 800m and 4X400m relay ... Named to the honor roll in each of his four years on campus.

Personal

Full name: Oshea Foster ... Name is pronounced "o-SHEE-uh" ... Parents are Kevin and Lanya ... Has four siblings: Jasher, Uriah, Judah, and Esther ... Jasher is a member of the track team at Oklahoma ... Chose to attend UCLA because of "the location, coaching expertise, high-level soccer, and familial environment" ... Cites scoring against Portland and winning a 800m CIF Championship as his greatest pre-UCLA athletic thrills ... Admires Rafael Leão ... Hobbies and interests include drawing, playing the ukelele, hiking, and exploring ... Has pet a wild bear before (and lived to tell the tale).

Career Statistics

| Year | GP-GS | Shots | Goals | Assists | Points | GWG |
|---------------|-------------|-----------|----------|----------|----------|----------|
| 2022* (USD) | 16-8 | 27 | 3 | 0 | 6 | 1 |
| Totals | 16-8 | 27 | 3 | 0 | 6 | 1 |

* Stats not accumulated at UCLA



Owen Schwartz

6-3 • 185
 Graduate Student • Defender
 Mill Valley, Calif.
 Club: Baltimore Celtic
 Brown | Tamalpais HS

Career Highlights

2021 All-Ivy League Team

Brown University (2019-22)

Three-year letterwinner at Brown in Providence, R.I. ... Was an All-Ivy League Second Teamer in 2021, and earned an all-league honorable mention as a freshman in 2019 ... Appeared in 48 games at Brown, starting 45 ... Notched four goals and one assist for nine points during his undergrad career ... Led Brown in minutes played during the 2019 and 2021 seasons (the Ivy League canceled the 2020 season due to COVID) ... Recorded career highs in goals (three) and points (seven) in 2021.

High School/Club

Played club soccer for Marin Football Club ... Won a trio of regional championships with Marin ... Participated in the ODP for the Far West Region from 2016-18 ... Attended Tamalpais High School in his hometown of Mill Valley, Calif.

Personal

Full Name: Owen Matt Schwartz ... Parents are Michael and Kathleen ... Has two older siblings, Elias and Miranda ... Chose to attend UCLA because "it's always been a dream of mine to go to such a great academic and athletic school" ... Admires Dutch center back Virgil Van Dijk ... Both of his parents attended UCLA for graduate school.

Career Statistics

| Year | GP-GS | Shots | Goals | Assists | Points | GWG |
|---------------|--------------|-----------|----------|----------|----------|----------|
| 2019* (Brown) | 17-17 | 4 | 1 | 0 | 2 | 0 |
| 2021* (Brown) | 17-17 | 9 | 3 | 1 | 7 | 1 |
| 2022* (Brown) | 14-11 | 5 | 0 | 0 | 0 | 0 |
| Totals | 48-45 | 18 | 4 | 1 | 9 | 1 |

* Stats not accumulated at UCLA

Player Biographies



Tre Wright


6-2 • 180
Freshman • Defender
Austin, Tex.
Club: Capital City SC
Lake Travis HS
Major: Undeclared

High School/Club

Attended Lake Travis High School in Austin, Tex. ... Played club with Capital City SC ... Named Texas's District 26 Player of the Year in 2023 ... Won a state title with Lake Travis in 2022 ... Led Capital City SC to an Elite Academy National Championship in 2023 ... Helped Lake Travis to an undefeated regular season in 2022.

Personal

Full name: Tre Francis Wright ... Parents are Lewis and Donna ... Has three siblings: Montana, Sky, and Aspen ... Born in New Jersey.



Jacob Diaz

6-1 • 180
Freshman • Forward
Torrance, Calif.
Club: LAFC Academy
South Torrance HS
Major: Undeclared

High School/Club

Played club soccer with the LAFC Academy ... Was the club's top scorer during the 2021-22 season ... Played in the 2022 MLS Next Cup playoffs ... Attended South Torrance High School and Mission Academy.

Personal

Full Name: Jacob Anthony Diaz ... Parents are Anthony and Roxanne ... Has a sister, Abby ... Born in Torrance ... Chose to attend UCLA because of "the strength of the program and education, and because it's close to home" ... Admires Lionel Messi ... Enjoys spending time with his friends in his free time ... Cites the MLS Next Cup playoffs as his greatest pre-UCLA athletic thrill.

2022 Season Stats

Final Record: 12-7-1 Overall (4-4-1 in the Pac-12 Conference, 4th Place)


| Player | GP | GS | Min | Sh | Y-R | GI | A | Pts | GWG |
|--------------------------|----|----|--------|-----|------|----|----|-----|-----|
| Jose Contell | 20 | 17 | 1,365 | 28 | 3-0 | 4 | 4 | 12 | 3 |
| Kevin Diaz | 20 | 17 | 1,380 | 22 | 2-0 | 4 | 2 | 10 | 3 |
| Tommy Silva | 20 | 20 | 1,659 | 17 | 1-0 | 1 | 8 | 10 | 0 |
| Riley Ferch | 18 | 14 | 1,133 | 11 | 2-0 | 3 | 2 | 8 | 2 |
| Andre Ochoa | 20 | 17 | 1,354 | 14 | 5-0 | 3 | 2 | 8 | 1 |
| Tucker Lepley | 8 | 4 | 512 | 11 | 0-0 | 3 | 1 | 7 | 1 |
| Constantinos Michaelides | 17 | 9 | 699 | 16 | 1-0 | 3 | 1 | 7 | 1 |
| Jose Sosa | 20 | 20 | 1,705 | 9 | 4-0 | 1 | 4 | 6 | 1 |
| Pietro Grassi | 18 | 17 | 1,416 | 4 | 0-0 | 1 | 1 | 3 | 0 |
| Grayson Doody | 19 | 18 | 1,545 | 4 | 2-1 | 0 | 2 | 2 | 0 |
| Aaron Edwards | 20 | 10 | 1,127 | 12 | 4-0 | 0 | 2 | 2 | 0 |
| Pablo Greenlee | 15 | 1 | 282 | 1 | 2-0 | 0 | 2 | 2 | 0 |
| Thomas Raimbault | 15 | 3 | 485 | 13 | 0-0 | 1 | 0 | 2 | 0 |
| Tarun Karumanchi | 11 | 7 | 554 | 0 | 2-0 | 0 | 1 | 1 | 0 |
| Cam Wilkerson | 15 | 1 | 339 | 1 | 1-0 | 0 | 1 | 1 | 0 |
| Nicolas Blassou | 14 | 10 | 964 | 3 | 0-0 | 0 | 0 | 0 | 0 |
| JC Cortez | 20 | 8 | 870 | 2 | 1-0 | 0 | 0 | 0 | 0 |
| Charlie Crockford | 13 | 7 | 439 | 3 | 0-0 | 0 | 0 | 0 | 0 |
| Nate Crockford | 19 | 19 | 1,710 | 0 | 0-0 | 0 | 0 | 0 | 0 |
| Ollie de Visser | 3 | 0 | 40 | 0 | 0-0 | 0 | 0 | 0 | 0 |
| Sam Joseph | 1 | 1 | 90 | 0 | 0-0 | 0 | 0 | 0 | 0 |
| Amjot Narang | 3 | 0 | 39 | 0 | 0-0 | 0 | 0 | 0 | 0 |
| Sebastian Rincon | 4 | 0 | 37 | 0 | 0-0 | 0 | 0 | 0 | 0 |
| Team | | | | | | 2 | 0 | 4 | 0 |
| UCLA Totals | 20 | 20 | 19,744 | 171 | 30-1 | 26 | 33 | 85 | 12 |
| Opponent Totals | 20 | 20 | 19,741 | 229 | 33-1 | 20 | 15 | 55 | 7 |

| Goalkeepers | GP | GS | Min | SV | SV% | SO | GA | GAA | W-L-T |
|------------------|----|----|---------|----|------|----|----|------|--------|
| Nate Crockford | 19 | 19 | 1710:00 | 63 | .768 | 8 | 19 | 1.00 | 11-7-1 |
| Sam Joseph | 1 | 1 | 90:00 | 4 | .800 | 0 | 1 | 1.00 | 1-0-0 |
| UCLA Team Totals | 20 | 20 | 1800:00 | 67 | .770 | 8 | 20 | 1.00 | 12-7-1 |
| Opponents Totals | 20 | 20 | 1800:00 | 49 | .663 | 6 | 26 | 1.30 | 7-12-1 |

| Team Stats | 1 | 2 | 10T | 20T | Tot | CK | FI |
|------------|----|----|-----|-----|-----|-----|-----|
| UCLA | 12 | 14 | 0 | 0 | 26 | 77 | 185 |
| Opponents | 10 | 10 | 0 | 0 | 20 | 108 | 224 |



Tucker Lepley



Tommy Silva

Scoring & Results

| Date | Opponent | Result/Score | Attendance | Goals Scored (Assists) |
|----------|-----------------------------------|--------------|------------|--|
| 8/25/22 | UC IRVINE | W, 1-0 | 745 | DIAZ (SOSA, SILVA) |
| 8/28/22 | VIRGINIA TECH | W, 1-0 | 515 | CONTELL (SILVA, KARUMANCHI) |
| 9/2/22 | LIBERTY | W, 5-2 | 553 | Ferch (Contell) Ochoa (Ferch, Grassi) FERCH (MICHAELIDES, SOSA) Liberty Own Goal Michaelides (Greenlee, Wilkerson) |
| 9/5/22 | NO. 24 GRAND CANYON | L, 2-3 | 449 | Michaelides (Ochoa) Grassi (Greenlee, Diaz) |
| 9/10/22 | at Portland | L, 0-2 | 1,625 | - |
| 9/15/22 | at No. 2 Stanford* | T, 0-0 | 1,380 | - |
| 9/18/22 | at California* | W, 2-1 | 487 | Diaz (Edwards, Silva) CONTELL (SILVA) |
| 9/24/22 | CAL STATE FULLERTON | W, 1-0 | 1,174 | MICHAELIDES (SOSA, FERCH) |
| 9/29/22 | OREGON STATE* | L, 0-1 | 694 | - |
| 10/2/22 | NO. 2 WASHINGTON* | L, 0-1 | 1,081 | - |
| 10/7/22 | SAN DIEGO STATE* | W, 2-0 | 978 | SOSA Silva |
| 10/14/22 | at Loyola Marymount | W, 2-0 | 1,160 | Diaz (Contell, Silva) LMU Own Goal |
| 10/20/22 | CALIFORNIA* | W, 1-0 | 1,179 | CONTELL (DIAZ, SILVA) |
| 10/23/22 | NO. 5 STANFORD* | L, 0-1 | 1,657 | - |
| 10/29/22 | at Rutgers | W, 1-0 | 824 | FERCH (SILVA, SOSA) |
| 11/3/22 | at No. 1 Washington* | L, 2-3 | 1,030 | Lepley (Edwards) Raimbault (Lepley) |
| 11/6/22 | at No. 16 Oregon State* | CANCELED | - | - |
| 11/11/22 | at San Diego State* | W, 2-1 | 608 | Lepley (Doody) OCHOA (CONTELL) |
| 11/17/22 | CAL BAPTIST (NCAA 1st rd.) | W, 2-1 | 881 | Contell (Ochoa, Silva) DIAZ |
| 11/20/22 | at No. 12 Clemson (NCAA 2nd rd.) | W, 2-1 | 1,886 | Ochoa (Doody) LEPLEY (CONTELL) |
| 11/26/22 | at No. 7 Vermont (NCAA 3rd rd.) | L, 0-3 | 2,500 | - |

Home matches and game-winning goals in **BOLD CAPS**. Rankings reflect poll at date of game. Asterisk indicates Pac-12 game

2022 Box Scores

Official Soccer Box Score - Final
UC Irvine vs UCLA
Match Time: 7:00 PM
Match Duration: 01:52
Attendance: 745

2/25/2022 Wallis Annenberg Stadium, Los Angeles
2022-23 Men's Soccer
Officials: Jorge Hernandez, Yoel Miller, Trevor Rappoeye, Steve Skille

UC Irvine (0-1-0) vs. UCLA (2-0-0)
Date: 8/26/2022 • Attendance: 745

UC Irvine

| Pos ## | Player | Sh | SO | G | A | Fo | Min |
|-------------------|---------------------|----|----|---|---|----|------|
| gk 1 | Luke Pruter | - | - | - | - | - | 90 |
| def 2 | Eddy Berumen | 1 | - | - | - | 1 | 90 |
| def 3 | Josh Kenworthy | - | - | - | - | - | 90 |
| def 5 | Mathias Winum | - | - | - | - | - | 90 |
| mid 6 | Mario Anaya | 1 | - | - | - | 3 | 66 |
| fld 7 | Robert Mejia | - | - | - | - | 1 | 75 |
| fld 9 | Diego Otoy | - | - | - | - | 1 | 64 |
| mid 11 | Francesco Montanile | 1 | - | - | - | - | 72 |
| def 12 | Ricardo Ibarra | 1 | - | - | - | - | 90 |
| mid 17 | Ashish Chhattha | 1 | - | - | - | - | 82 |
| fld 19 | Agaton Pourshahidi | - | - | - | - | 1 | 78 |
| -- Substitutes -- | | | | | | | |
| 14 | Rafael Espinoza | - | - | - | - | - | 26 |
| 22 | Jake Means | - | - | - | - | - | 1 36 |
| 25 | Isaac Powell | - | - | - | - | - | 12 |
| 27 | Samuel Aiyi | - | - | - | - | - | 28 |
| Totals | | | | | | | |

| Pos ## | Player | Sh | SO | G | A | Fo | Min |
|-------------------|--------------------------|----|----|---|---|----|------|
| gk 1 | Nate Crockford | - | - | - | - | - | 90 |
| def 2 | Aaron Edwards | 2 | 2 | - | - | - | 90 |
| def 3 | Tommy Silva | 3 | 1 | - | 1 | - | 90 |
| mid 6 | Tarun Karumanchi | - | - | - | - | - | 2 90 |
| mid 7 | Jose Sosa | 1 | 1 | - | 1 | 1 | 83 |
| fld 8 | Andre Ochoa | - | - | - | - | - | 1 77 |
| mid 10 | Riley Ferch | 1 | - | - | - | - | 1 80 |
| def 12 | Grayson Doody | - | - | - | - | - | 90 |
| fld 14 | Jose Contell | 1 | - | - | - | - | 59 |
| fld 21 | Constantinos Michaelides | 1 | - | - | - | - | 68 |
| def 24 | Nicolas Blassou | - | - | - | - | - | 90 |
| -- Substitutes -- | | | | | | | |
| 9 | Kevin Diaz | 3 | 1 | 1 | - | - | 53 |
| 17 | Charlie Crockford | - | - | - | - | - | 22 |
| 23 | Ollie de Visser | - | - | - | - | - | 4 |
| 26 | JC Cortez | - | - | - | - | - | 4 |
| Totals | | | | | | | |

Goals by period

| 1 | 2 | Total | |
|-----------|---|-------|---|
| Anteaters | 0 | 0 | 0 |
| Bruins | 0 | 1 | 1 |

Goalkeepers

| ## | Goalkeepers | Dec | Min | GA | Saves |
|----|-------------|-----|-------|----|-------|
| 1 | Luke Pruter | L | 90:00 | 1 | 4 |

Win-Crockford, Nate (1-0-0), Loss-Pruter, Luke (0-1-0).

Shots by period

| 1 | 2 | Total | |
|-----------|---|-------|----|
| Anteaters | 4 | 1 | 5 |
| Bruins | 5 | 7 | 12 |

Corner kicks

| 1 | 2 | Total | |
|-----------|---|-------|---|
| Anteaters | 1 | 3 | 4 |
| Bruins | 2 | 2 | 4 |

Scoring summary:

| No. | Time | Team | Goal scorer | Assist | Description |
|-----|-------|------|----------------|--------------------------|-------------|
| 1. | 51:43 | UCL | Kevin Diaz (1) | Jose Sosa Tommy Silva | |

Cautions and ejections:
YC - Anteaters #9 75:11; YC - Anteaters #6 75:33; YC - Bruins #7 80:40

Stadium: Wallis Annenberg Stadium
Officials: Referee: Jorge Hernandez; Asst. Referee: Yoel Miller; Trevor Rappoeye; Alt. Official: Steve Skille;
Offsides: UC Irvine 0, UCLA 0.

Official Soccer Box Score - Final
Virginia Tech vs UCLA
Match Time: 6:00 PM
Match Duration: 01:52
Attendance: 515

8/29/2022 Wallis Annenberg Stadium, Los Angeles
2022-23 Men's Soccer
Officials: William Hoffman, Kristin Patterson, Felix Granados, Shea McNair

Virginia Tech (0-2-0) vs. UCLA (2-0-0)
Date: 8/29/2022 • Attendance: 515

Virginia Tech

| Pos ## | Player | Sh | SO | G | A | Fo | Min |
|-------------------|----------------------|----|----|---|---|----|------|
| gk 1 | Ben Martino | - | - | - | - | - | 90 |
| def 2 | Jack Dearie | - | - | - | - | - | 90 |
| def 4 | Weinlon Da Silva Jr. | - | - | - | - | - | 90 |
| mid 6 | Cameron Joice | - | - | - | - | - | 1 90 |
| mid 8 | Mayola Kinyua | - | - | - | - | - | 86 |
| mid 9 | Misei Yoshizawa | 1 | - | - | - | - | 43 |
| mid 13 | Carter Hensley | - | - | - | - | - | 2 69 |
| def 14 | Grant Howard | - | - | - | - | - | 1 48 |
| mid 16 | Conor Pugh | - | - | - | - | - | 2 64 |
| mid 23 | Danny Flores | 3 | - | - | - | - | 90 |
| def 24 | Kyle McDowell | - | - | - | - | - | 90 |
| -- Substitutes -- | | | | | | | |
| 7 | Declan Quill | 1 | - | - | - | - | 33 |
| 10 | Ricki Vidal | - | - | - | - | - | 3 45 |
| 17 | Nick Blacklock | - | - | - | - | - | 1 41 |
| 18 | William Cardona | - | - | - | - | - | 1 21 |
| Totals | | | | | | | |

| Pos ## | Player | Sh | SO | G | A | Fo | Min |
|-------------------|--------------------------|----|----|---|---|----|--------|
| gk 1 | Nate Crockford | - | - | - | - | - | 90 |
| def 2 | Aaron Edwards | 1 | - | - | - | - | 90 |
| def 3 | Tommy Silva | - | - | - | - | - | 1 90 |
| def 4 | Pietro Grassi | - | - | - | - | - | 1 90 |
| mid 6 | Tarun Karumanchi | - | - | - | - | - | 1 4 90 |
| mid 7 | Jose Sosa | 1 | - | - | - | - | 90 |
| fld 8 | Andre Ochoa | 3 | 1 | - | - | - | 82 |
| fld 9 | Kevin Diaz | 1 | 1 | - | - | - | 2 75 |
| mid 10 | Riley Ferch | - | - | - | - | - | 81 |
| def 12 | Grayson Doody | 1 | 1 | - | - | - | 77 |
| fld 21 | Constantinos Michaelides | 1 | 1 | - | - | - | 46 |
| -- Substitutes -- | | | | | | | |
| 13 | Pablo Greenlee | - | - | - | - | - | 13 |
| 14 | Jose Contell | 2 | 2 | 1 | - | - | 44 |
| 20 | Thomas Raimbault | - | - | - | - | - | 15 |
| 26 | JC Cortez | - | - | - | - | - | 5 |
| 27 | Sebastian Rincon | - | - | - | - | - | 12 |
| Totals | | | | | | | |

Goalkeepers

| ## | Goalkeepers | Dec | Min | GA | Saves |
|---------|-------------|-----|-------|----|-------|
| 1 | Ben Martino | L | 90:00 | 1 | 4 |
| TM TEAM | | | | | 1 |

Win-Crockford, Nate (2-0-0), Loss-Martino, Ben (0-2-0).

Shots by period

| 1 | 2 | Total | |
|--------|---|-------|----|
| Hokies | 4 | 1 | 5 |
| Bruins | 7 | 3 | 10 |

Corner kicks

| 1 | 2 | Total | |
|--------|---|-------|---|
| Hokies | 2 | 3 | 5 |
| Bruins | 1 | 0 | 1 |

Scoring summary:

| No. | Time | Team | Goal scorer | Assist | Description |
|-----|-------|------|------------------|---------------------------------|-------------|
| 1. | 80:16 | UCL | Jose Contell (1) | Tommy Silva Tarun Karumanchi | |

Cautions and ejections:
YC - Hokies #16 63:46; YC - Hokies #13 71:59

Stadium: Wallis Annenberg Stadium
Officials: Referee: William Hoffman; Asst. Referee: Kristin Patterson; Felix Granados; Alt. Official: Shea McNair;
Offsides: Virginia Tech 1, UCLA 6.

Official Soccer Box Score - Final
Liberty vs UCLA
Match Time: 7:00 PM
Match Duration: 01:58
Attendance: 553

9/2/2022 Wallis Annenberg Stadium, Los Angeles
2022-23 Men's Soccer
Officials: Trevor Rappoeye, Jesus Alvarez, Ahmed Ibrahim, Shayan Azizi

Liberty (1-1-1) vs. UCLA (3-0-0)
Date: 9/3/2022 • Attendance: 553

Liberty

| Pos ## | Player | Sh | SO | G | A | Fo | Min |
|-------------------|---------------------|----|----|---|---|----|------|
| gk 1 | Danny Cordero | - | - | - | - | - | 45 |
| def 2 | Bryce Swinehart | - | - | - | - | - | 71 |
| mid 5 | Mateo Alzate | - | - | - | - | - | 3 60 |
| mid 6 | Marko Mitrevski | - | - | - | - | - | 1 66 |
| fld 7 | Gabe Findley | 1 | - | - | - | - | 62 |
| mid 10 | Luke Eberle | 2 | 2 | - | - | - | 2 60 |
| mid 11 | Seth Clark | 1 | 1 | 1 | - | - | 67 |
| def 15 | Brayden Borutskie | - | - | - | - | - | 90 |
| def 19 | Skyler Stricker | - | - | - | - | - | 90 |
| fld 25 | Wan Galktek | - | - | - | - | - | 1 68 |
| def 29 | Brandt Betts | - | - | - | - | - | 76 |
| -- Substitutes -- | | | | | | | |
| 4 | Filip Burnett | - | - | - | - | - | 31 |
| 8 | Arnold Ornyango | - | - | - | - | - | 35 |
| 13 | Jarrold McKechnie | - | - | - | - | - | 10 |
| 17 | Michael Catanzarite | - | - | - | - | - | 10 |
| 18 | Gora Gora | 1 | 1 | 1 | - | - | 28 |
| 21 | Zach Rivas | - | - | - | - | - | 2 |
| 23 | Michael Huss | - | - | - | - | - | 2 24 |
| 27 | Blake Franzen | - | - | - | - | - | 45 |
| 30 | Jack Fasteen | 1 | - | - | - | - | 50 |
| Totals | | | | | | | |

| Pos ## | Player | Sh | SO | G | A | Fo | Min |
|-------------------|--------------------------|----|----|---|---|----|------|
| gk 1 | Nate Crockford | - | - | - | - | - | 90 |
| def 3 | Tommy Silva | - | - | - | - | - | 1 65 |
| def 4 | Pietro Grassi | - | - | - | - | - | 1 67 |
| mid 6 | Tarun Karumanchi | - | - | - | - | - | 3 82 |
| mid 7 | Jose Sosa | - | - | - | - | - | 1 75 |
| fld 8 | Andre Ochoa | 2 | 2 | 1 | - | - | 55 |
| fld 9 | Kevin Diaz | - | - | - | - | - | 1 45 |
| mid 10 | Riley Ferch | 5 | 3 | 2 | 1 | 1 | 65 |
| def 12 | Grayson Doody | - | - | - | - | - | 65 |
| fld 14 | Jose Contell | 1 | - | - | - | - | 1 44 |
| def 24 | Nicolas Blassou | - | - | - | - | - | 90 |
| -- Substitutes -- | | | | | | | |
| 2 | Aaron Edwards | - | - | - | - | - | 45 |
| 13 | Pablo Greenlee | - | - | - | - | - | 1 25 |
| 15 | Amjot Narang | - | - | - | - | - | 15 |
| 17 | Charlie Crockford | - | - | - | - | - | 35 |
| 20 | Thomas Raimbault | - | - | - | - | - | 19 |
| 21 | Constantinos Michaelides | 1 | 1 | 1 | 1 | - | 39 |
| 23 | Ollie de Visser | - | - | - | - | - | 13 |
| 25 | Cam Wilkerson | - | - | - | - | - | 1 25 |
| 26 | JC Cortez | - | - | - | - | - | 23 |
| 27 | Sebastian Rincon | - | - | - | - | - | 8 |
| TM TEAM | | | | | | | |
| Totals | | | | | | | |

Goalkeepers

| ## | Goalkeepers | Dec | Min | GA | Saves |
|----|---------------|-----|-------|----|-------|
| 1 | Danny Cordero | L | 45:00 | 3 | 2 |
| 27 | Blake Franzen | ◆ | 45:00 | 2 | 0 |

Win-Crockford, Nate (3-0-0), Loss-Cordero, Danny (1-1-0).

Shots by period

| 1 | 2 | Total | |
|--------|---|-------|---|
| Flames | 3 | 3 | 6 |
| Bruins | 7 | 2 | 9 |

Corner kicks

| 1 | 2 | Total | |
|--------|---|-------|---|
| Flames | 1 | 2 | 3 |
| Bruins | 1 | 2 | 3 |

Scoring summary:

| No. | Time | Team | Goal scorer | Assist | Description |
|-----|-------|------|------------------------------|----------------|-------------|
| 1. | 22:26 | GCU | Alec LaBarge (1) | Shaun Joash | |
| 2. | 57:34 | UCL | Constantinos Michaelides (2) | Andre Ochoa | |
| 3. | 67:09 | GCU | Zion Long (1) | (unassisted) | |
| 4. | 79:13 | GCU | Alec LaBarge (2) | Shaun Joash | |
| 5. | 84:27 | UCL | Pietro Grassi (1) | Pablo Greenlee | |

Saves by period

| 1 | 2 | Total | |
|--------|---|-------|---|
| Flames | 2 | 0 | 2 |
| Bruins | 5 | 2 | 7 |

Fouls

| 1 | 2 | Total | |
|--------|---|-------|---|
| Flames | 3 | 5 | 8 |
| Bruins | 5 | 2 | 7 |

Official Soccer Box Score - Final
Grand Canyon vs UCLA
Match Time: 7:00 PM
Match Duration: 02:11
Attendance: 449

9/5/2022 Wallis Annenberg Stadium, Los Angeles
2022-23 Men's Soccer
Officials:

Grand Canyon (2-2-0) vs. UCLA (3-1-0)
Date: 9/6/2022 • Attendance: 449

Grand Canyon

| Pos ## | Player | Sh | SO | G | A | Fo | Min |
|-------------------|-------------------|----|----|---|---|----|--------|
| gk 0 | Leon Schmidt | - | - | - | - | - | 90 |
| def 3 | Alec LaBarge | 3 | 2 | 2 | - | - | 73 |
| def 4 | Miguel Prado | - | - | - | - | - | 2 65 |
| mid 6 | Jibril Rodet | 2 | 1 | - | - | - | 3 53 |
| fld 9 | Shaun Joash | 4 | 1 | - | - | - | 2 3 67 |
| def 13 | Samuel Lussou | - | - | - | - | - | 1 90 |
| mid 14 | Ben Awashie | - | - | - | - | - | 1 90 |
| def 18 | Uriel Diaz Loza | - | - | - | - | - | 1 90 |
| mid 22 | Cameron Cruz | 1 | - | - | - | - | 4 71 |
| def 29 | Pedro Mondragon | - | - | - | - | - | 2 36 |
| fld 33 | Clayton Duarte | - | - | - | - | - | 1 90 |
| -- Substitutes -- | | | | | | | |
| 2 | Roger Sanguinetti | - | - | - | - | - | 1 25 |
| 5 | Alexis Canales | 1 | - | - | - | - | 42 |
| 17 | Kaden Cameron | - | - | - | - | - | 36 |
| 27 | Zion Long | 1 | 1 | 1 | - | - | 1 23 |
| 35 | Ben Augee | 1 | - | - | - | - | 49 |
| Totals | | | | | | | |

| Pos ## | Player | Sh | SO | G | A | Fo | Min |
|-------------------|--------------------------|----|----|---|---|----|------|
| gk 1 | Nate Crockford | - | - | - | - | - | 90 |
| def 2 | Aaron Edwards | - | - | - | - | - | 52 |
| def 3 | Tommy Silva | 2 | 2 | - | - | - | 82 |
| def 4 | Pietro Grassi | 1 | 1 | 1 | - | - | 90 |
| mid 6 | Tarun Karumanchi | - | - | - | - | - | 2 82 |
| mid 7 | Jose Sosa | - | - | - | - | - | 1 79 |
| fld 8 | Andre Ochoa | - | - | - | - | - | 1 71 |
| fld 9 | Kevin Diaz | 3 | 2 | - | - | - | 72 |
| mid 10 | Riley Ferch | 1 | - | - | - | - | 1 71 |
| fld 21 | Constantinos Michaelides | 3 | 1 | 1 | - | - | 32 |
| def 24 | Nicolas Blassou | - | - | - | - | - | 36 |
| -- Substitutes -- | | | | | | | |
| 12 | Grayson Doody | - | - | - | - | - | 1 22 |
| 13 | Pablo Greenlee | - | - | - | - | - | 1 26 |
| 14 | Jose Contell | 1 | 1 | - | - | - | 1 47 |
| 15 | Amjot Narang | - | - | - | - | - | 8 |
| 17 | Charlie Crockford | - | - | - | - | - | 8 |
| 20 | Thomas Raimbault | 3 | - | - | - | - | 1 34 |
| 25 | Cam Wilkerson | - | - | - | - | - | 19 |
| 26 | JC Cortez | - | - | - | - | - | 8 |
| 27 | Sebastian Rincon | - | - | - | - | - | 8 |
| Totals | | | | | | | |

Goalkeepers

| ## | Goalkeepers | Dec | Min | GA | Saves |
|----|--------------|-----|-------|----|-------|
| 0 | Leon Schmidt | W | 90:00 | 2 | 5 |

Win-Schmidt, Leon (1-0-0), Loss-Crockford, Nate (3-1-0).

Shots by period

| 1 | 2 | Total | |
|--------|---|-------|----|
| Lopes | 7 | 6 | 13 |
| Bruins | 7 | 7 | 14 |

Corner kicks

| 1 | 2 | Total | |
|--------|---|-------|---|
| Lopes | 2 | 0 | 2 |
| Bruins | 2 | 2 | 4 |

Scoring summary:

| No. | Time | Team | Goal scorer | Assist | Description |
|-----|-------|------|------------------------------|----------------|-------------|
| 1. | 22:26 | GCU | Alec LaBarge (1) | Shaun Joash | |
| 2. | 57:34 | UCL | Constantinos Michaelides (2) | Andre Ochoa | |
| 3. | 67:09 | GCU | Zion Long (1) | (unassisted) | |
| 4. | 79:13 | GCU | Alec LaBarge (2) | Shaun Joash | |
| 5. | 84:27 | UCL | Pietro Grassi (1) | Pablo Greenlee | |

Saves by period

| 1 | 2 | Total | |
|--------|---|-------|---|
| Lopes | 4 | 1 | 5 |
| Bruins | 2 | 0 | 2 |

Fouls

| 1 | 2 | Total | |
|--------|---|-------|----|
| Lopes | 8 | 11 | 19 |
| Bruins | 6 | 3 | 9 |

2022 Box Scores

| UCLA | | Goals by period | | | | | Portland | | | | | | | | |
|-------------------|---------------------------|-----------------|----|---|---|----|----------|-------------------|-------------------|----|----|---|---|----|-----|
| Pos # | Player | Sh | SO | G | A | Fo | Min | Pos # | Player | Sh | SO | G | A | Fo | Min |
| gk 1 | Nate Crockford | - | - | - | - | - | 90 | gk 1 | George Tasouris | - | - | - | - | - | 90 |
| def 2 | Aaron Edwards | 2 | - | - | - | 3 | 90 | def 2 | Kevin Bonilla | - | - | - | - | 2 | 90 |
| def 3 | Tommy Silva | 2 | 2 | - | - | 1 | 78 | mid 5 | Jake Arteaga | - | - | - | - | - | 90 |
| def 4 | Pietro Grassi | - | - | - | - | 4 | 90 | mid 6 | Nick Fernandez | 2 | 1 | - | - | 1 | 80 |
| mid 6 | Tarun Karumanchi | - | - | - | - | - | 39 | mid 7 | Brandon Cambridge | 4 | 2 | 1 | - | - | 83 |
| mid 7 | Jose Sosa | - | - | - | - | 1 | 90 | mid 10 | Sebastian Nava | 1 | 1 | - | - | 1 | 90 |
| fwd 8 | Andre Ochoa | 1 | - | - | - | - | 71 | fwd 14 | Jacob Babalai | 1 | 1 | 1 | 1 | 3 | 72 |
| fwd 9 | Kevin Diaz | 1 | - | - | - | 1 | 81 | mid 16 | Greg Tracey | - | - | - | - | 3 | 65 |
| mid 10 | Riley Ferch | - | - | - | - | - | 61 | mid 21 | Gurman Sangha | 1 | 1 | - | 1 | 1 | 73 |
| def 13 | Pablo Greenlee | - | - | - | - | - | 90 | def 24 | Delelitz Pierre | 1 | - | - | - | - | 90 |
| fwd 14 | Jose Contell | 1 | 1 | - | - | - | 53 | def 30 | Nicholas Denley | 1 | - | - | - | 2 | 90 |
| -- Substitutes -- | | | | | | | | -- Substitutes -- | | | | | | | |
| | 20 Thomas Raimbault | - | - | - | - | - | 51 | | 9 CJ Tibbling | 1 | - | - | - | 1 | 15 |
| | 21 Constantin Michaelides | - | - | - | - | - | 62 | | 11 Muslim Umar | - | - | - | - | - | 1 |
| | 25 Cam Wilkerson | - | - | - | - | - | 29 | | 12 Oliver Jeppe | - | - | - | - | - | 1 |
| | 26 JC Cortez | - | - | - | - | - | 6 | | 19 Buba Fofanah | - | - | - | - | - | 3 |
| | 27 Sebastian Rincon | - | - | - | - | - | 2 | 9 | 25 Marios Andreou | 1 | - | - | - | - | 33 |
| Totals | | 7 | 3 | - | - | - | 12 | Totals | | 13 | 6 | 2 | 3 | 16 | |

| UCLA | | Goals by period | | | | | Stanford | | | | | | | | | |
|-------------------|--------------------------|-----------------|----|---|---|----|----------|-------------------|--------------------|----|----|---|---|----|-----|----|
| Pos # | Player | Sh | SO | G | A | Fo | Min | Pos # | Player | Sh | SO | G | A | Fo | Min | |
| gk 1 | Nate Crockford | - | - | - | - | - | 90 | gk 1 | Noah Adnan | - | - | - | - | - | 1 | 90 |
| def 2 | Aaron Edwards | - | - | - | - | - | 90 | def 2 | Keegan Tingey | - | - | - | - | - | 90 | |
| def 3 | Tommy Silva | 2 | - | - | - | - | 90 | def 3 | Keegan Hughes | 4 | 2 | - | - | 2 | 90 | |
| def 4 | Pietro Grassi | - | - | - | - | - | 90 | mid 5 | Mark Fisher | 1 | - | - | - | 1 | 85 | |
| mid 6 | Tarun Karumanchi | - | - | - | - | - | 39 | mid 8 | Cam Cilley | 1 | - | - | - | - | 80 | |
| mid 7 | Jose Sosa | - | - | - | - | - | 90 | fwd 10 | Carlo Agostinelli | 3 | - | - | - | - | 62 | |
| fwd 8 | Andre Ochoa | - | - | - | - | - | 79 | mid 15 | Will Cleary | - | - | - | - | - | 90 | |
| fwd 9 | Kevin Diaz | - | - | - | - | - | 90 | fwd 19 | Jackson Kill | - | - | - | - | - | 42 | |
| mid 10 | Riley Ferch | - | - | - | - | - | 65 | mid 20 | Will Reilly | - | - | - | - | - | 78 | |
| def 12 | Grayson Doody | - | - | - | - | - | 86 | mid 27 | Fletcher Bank | 2 | 1 | - | - | - | 88 | |
| fwd 20 | Thomas Raimbault | - | - | - | - | - | 42 | gk 33 | Matt Frank | - | - | - | - | - | 90 | |
| fwd 21 | Constantinos Michaelides | - | - | - | - | - | 67 | -- Substitutes -- | | | | | | | | |
| -- Substitutes -- | | | | | | | | | 12 Zach Bohane | - | - | - | - | - | 2 | |
| | 13 Pablo Greenlee | - | - | - | - | - | 4 | | 13 Shane de Flores | - | - | - | - | - | 27 | |
| | 14 Jose Contell | - | - | - | - | - | 52 | | 14 Liam Doyle | 2 | 1 | - | - | 3 | 48 | |
| | 23 Ollie de Visser | - | - | - | - | - | 23 | | 16 Layton Purchase | 2 | - | - | - | - | 28 | |
| | 25 Cam Wilkerson | - | - | - | - | - | 1 | 25 | Totals | | 15 | 4 | - | - | 11 | |
| | 26 JC Cortez | - | - | - | - | - | 7 | Totals | | 2 | - | - | - | - | 6 | |
| Totals | | 2 | - | - | - | - | 6 | Totals | | 15 | 4 | - | - | - | 11 | |

| UCLA | | Goals by period | | | | | California | | | | | | | | | |
|-------------------|--------------------------|-----------------|----|---|---|----|------------|-------------------|---------------------|------------------|----|---|---|----|-----|----|
| Pos # | Player | Sh | SO | G | A | Fo | Min | Pos # | Player | Sh | SO | G | A | Fo | Min | |
| gk 1 | Nate Crockford | - | - | - | - | - | 90 | def 2 | Kevin Carmichael | 1 | - | - | - | 1 | 90 | |
| def 2 | Aaron Edwards | - | - | - | - | 1 | 2 | 90 | def 6 | Jack Singer | - | - | - | - | 90 | |
| def 3 | Tommy Silva | 2 | 1 | - | - | - | 90 | fwd 7 | Fahmi Ibrahim | 2 | 1 | - | - | 1 | 78 | |
| def 4 | Pietro Grassi | - | - | - | - | - | 90 | mid 8 | Juan Martinez | - | - | - | - | - | 27 | |
| mid 7 | Jose Sosa | - | - | - | - | - | 90 | mid 11 | Adrian Guzman | - | - | - | - | - | 2 | 90 |
| fwd 8 | Andre Ochoa | - | - | - | - | - | 3 | 90 | def 15 | Christian Guzman | - | - | - | - | 90 | |
| fwd 9 | Kevin Diaz | 1 | 1 | - | - | - | 66 | fwd 17 | Nonso Adimabua | 1 | 1 | - | - | 1 | 66 | |
| mid 10 | Riley Ferch | 1 | - | - | - | - | 86 | fwd 22 | Nate Carrasco | - | - | - | - | - | 36 | |
| def 12 | Grayson Doody | 1 | - | - | - | - | 90 | gk 24 | Collin Travidas | - | - | - | - | - | 90 | |
| fwd 14 | Jose Contell | 5 | 2 | 1 | - | - | 2 | 90 | mid 27 | Evan Davila | - | - | - | - | 90 | |
| fwd 21 | Constantinos Michaelides | 4 | 1 | - | - | - | 57 | mid 28 | Wyatt Meyer | 1 | 1 | - | - | - | 7 | |
| -- Substitutes -- | | | | | | | | -- Substitutes -- | | | | | | | | |
| | 13 Pablo Greenlee | - | - | - | - | - | 4 | | 9 Arman Samimi | - | - | - | - | - | 36 | |
| | 25 Cam Wilkerson | - | - | - | - | - | 1 | 24 | 10 Jonathan Estrada | 2 | - | - | - | - | 63 | |
| | 26 JC Cortez | - | - | - | - | - | 33 | | 21 Fernando Lara | - | - | - | - | - | 1 | 39 |
| Totals | | 14 | 5 | 2 | 3 | 9 | | | 23 Cameron Robie | - | - | - | - | - | 1 | 38 |
| Totals | | 14 | 5 | 2 | 3 | 9 | | | 25 Junsoo Lee | - | - | - | - | - | - | 12 |
| Totals | | 14 | 5 | 2 | 3 | 9 | | | 31 Shoel Honda | 1 | 1 | 1 | - | - | 48 | |
| Totals | | 14 | 5 | 2 | 3 | 9 | | Totals | | 8 | 4 | 1 | - | - | 7 | |

| UCLA | | Goals by period | | | | | Cal St. Fullerton | | | | | | | | | |
|-------------------|--------------------------|-----------------|----|---|---|----|-------------------|-------------------|-------------------|----------------|----|---|---|----|-----|----|
| Pos # | Player | Sh | SO | G | A | Fo | Min | Pos # | Player | Sh | SO | G | A | Fo | Min | |
| gk 1 | Nate Crockford | - | - | - | - | - | 90 | gk 0 | Tetsuya Kadono | - | - | - | - | - | 90 | |
| def 2 | Aaron Edwards | - | - | - | - | - | 2 | 90 | mid 2 | Erick Serrano | 1 | - | - | - | 35 | |
| def 3 | Tommy Silva | - | - | - | - | - | 69 | def 3 | Jose Delgado | - | - | - | - | 1 | 43 | |
| def 4 | Pietro Grassi | 1 | - | - | - | - | 90 | def 4 | Ernesto Cueva | - | - | - | - | - | 90 | |
| mid 7 | Jose Sosa | - | - | - | - | - | 1 | 90 | def 5 | Edward Salazar | - | - | - | - | 23 | |
| fwd 8 | Andre Ochoa | - | - | - | - | - | 74 | def 6 | Giovanni Calderon | - | - | - | - | - | 1 | 90 |
| fwd 9 | Kevin Diaz | 3 | 1 | - | - | - | 50 | mid 10 | Sebastian Cruz | 5 | 2 | - | - | - | 90 | |
| mid 10 | Riley Ferch | 1 | 1 | - | - | - | 1 | 90 | mid 11 | Justin Jovel | - | - | - | - | 2 | 90 |
| def 12 | Grayson Doody | - | - | - | - | - | 3 | 90 | fwd 13 | Jessy Sotelo | 2 | - | - | - | 1 | 49 |
| fwd 14 | Jose Contell | 1 | - | - | - | - | 74 | fwd 20 | Reziq Bahiani | 1 | 1 | - | - | - | 1 | 69 |
| fwd 21 | Constantinos Michaelides | 3 | 2 | 1 | - | - | 43 | def 28 | Mason Lamb | - | - | - | - | - | 90 | |
| -- Substitutes -- | | | | | | | | -- Substitutes -- | | | | | | | | |
| | 15 Amjot Narang | - | - | - | - | - | 16 | | 8 Charly Anguano | 1 | - | - | - | - | 1 | 67 |
| | 17 Charlie Crockford | - | - | - | - | - | 16 | | 9 Sander Foro | - | - | - | - | - | 17 | |
| | 20 Thomas Raimbault | 4 | 3 | - | - | - | 3 | 61 | 15 Tyler Marquez | 2 | 1 | - | - | - | 45 | |
| | 24 Nicolas Blassou | - | - | - | - | - | 17 | | 17 Jorge Quintero | 3 | 1 | - | - | - | 1 | 55 |
| | 26 JC Cortez | - | - | - | - | - | 1 | 51 | 23 Kevin Peraza | - | - | - | - | - | 2 | 37 |
| Totals | | 13 | 7 | 1 | 2 | 9 | | Totals | | 15 | 5 | - | - | - | 10 | |
| Totals | | 13 | 7 | 1 | 2 | 9 | | Totals | | 15 | 5 | - | - | - | 10 | |

2022 Box Scores

| <p>Official Soccer Box Score - Final California vs UCLA 10/20/2022 Wallis Annenberg Stadium, Los Angeles 2022-23 Men's Soccer</p> <p>Match Time: 7:30 PM Match Duration: 01:55 Attendance: 1179</p> <p>Officials: Christopher Calderon, Shay Yinka-Kehinde, Shaine Danbeli, Jonathan Kaminski</p> <p>California (3-6-4, 1-4-1) vs. UCLA (8-4-1, 3-2-1) Date: 10/21/2022 • Attendance: 1179</p> | <p>Goals by period</p> <table border="1"> <thead> <tr><th>1</th><th>2</th><th>Total</th></tr> </thead> <tbody> <tr><td>Golden Bears</td><td>0</td><td>0</td><td>0</td></tr> <tr><td>Bruins</td><td>1</td><td>0</td><td>1</td></tr> </tbody> </table> <p>UCLA</p> <table border="1"> <thead> <tr><th>Pos #</th><th>Player</th><th>Sh</th><th>SO</th><th>G</th><th>A</th><th>Fo</th><th>Min</th></tr> </thead> <tbody> <tr><td>gk 1</td><td>Nate Crockford</td><td>-</td><td>-</td><td>-</td><td>-</td><td>-</td><td>90</td></tr> <tr><td>def 3</td><td>Tommy Silva</td><td>-</td><td>-</td><td>-</td><td>1</td><td>-</td><td>90</td></tr> <tr><td>def 4</td><td>Pietro Grassi</td><td>1</td><td>-</td><td>-</td><td>-</td><td>1</td><td>90</td></tr> <tr><td>mid 7</td><td>Jose Sosa</td><td>2</td><td>1</td><td>-</td><td>-</td><td>-</td><td>90</td></tr> <tr><td>mid 8</td><td>Andre Ochoa</td><td>-</td><td>-</td><td>-</td><td>-</td><td>1</td><td>63</td></tr> <tr><td>mid 9</td><td>Kevin Diaz</td><td>1</td><td>-</td><td>-</td><td>-</td><td>1</td><td>63</td></tr> <tr><td>mid 10</td><td>Riley Ferch</td><td>-</td><td>-</td><td>-</td><td>-</td><td>-</td><td>75</td></tr> <tr><td>mid 12</td><td>Grayson Doody</td><td>-</td><td>-</td><td>-</td><td>-</td><td>-</td><td>60</td></tr> <tr><td>mid 14</td><td>Jose Contell</td><td>2</td><td>2</td><td>1</td><td>-</td><td>-</td><td>50</td></tr> <tr><td>mid 17</td><td>Charlie Crockford</td><td>1</td><td>-</td><td>-</td><td>-</td><td>2</td><td>63</td></tr> <tr><td>def 26</td><td>JC Cortez</td><td>-</td><td>-</td><td>-</td><td>-</td><td>1</td><td>90</td></tr> <tr><td colspan="8">-- Substitutes --</td></tr> <tr><td>2</td><td>Aaron Edwards</td><td>2</td><td>1</td><td>-</td><td>-</td><td>-</td><td>30</td></tr> <tr><td>6</td><td>Tarun Karumanchi</td><td>-</td><td>-</td><td>-</td><td>-</td><td>-</td><td>15</td></tr> <tr><td>11</td><td>Tucker Lepley</td><td>1</td><td>-</td><td>-</td><td>-</td><td>1</td><td>39</td></tr> <tr><td>13</td><td>Pablo Greenlee</td><td>-</td><td>-</td><td>-</td><td>-</td><td>1</td><td>30</td></tr> <tr><td>21</td><td>Constantinos Michaelides</td><td>-</td><td>-</td><td>-</td><td>-</td><td>1</td><td>27</td></tr> <tr><td>25</td><td>Cam Wikerson</td><td>-</td><td>-</td><td>-</td><td>-</td><td>1</td><td>15</td></tr> <tr><td colspan="8">Totals</td></tr> <tr><td colspan="2"></td><td>10</td><td>4</td><td>1</td><td>2</td><td>14</td><td></td></tr> </tbody> </table> <p>Goalkeepers</p> <table border="1"> <thead> <tr><th>##</th><th>Goalkeepers</th><th>Dec</th><th>Min</th><th>GA</th><th>Saves</th></tr> </thead> <tbody> <tr><td>24</td><td>Collin Trivasos</td><td>L</td><td>90:00</td><td>1</td><td>2</td></tr> <tr><td>TM</td><td>TEAM</td><td></td><td></td><td></td><td>1</td></tr> </tbody> </table> <p>Win-Crockford, Nate (8-4-1), Loss-Trivasos, Collin (3-4-4).</p> <p>Shots by period</p> <table border="1"> <thead> <tr><th>1</th><th>2</th><th>Total</th></tr> </thead> <tbody> <tr><td>Golden Bears</td><td>1</td><td>2</td><td>3</td></tr> <tr><td>Bruins</td><td>6</td><td>4</td><td>10</td></tr> </tbody> </table> <p>Corner kicks</p> <table border="1"> <thead> <tr><th>1</th><th>2</th><th>Total</th></tr> </thead> <tbody> <tr><td>Golden Bears</td><td>1</td><td>1</td><td>2</td></tr> <tr><td>Bruins</td><td>0</td><td>6</td><td>6</td></tr> </tbody> </table> <p>Scoring summary:</p> <table border="1"> <thead> <tr><th>No.</th><th>Time</th><th>Team</th><th>Goal scorer</th><th>Assist</th><th>Description</th></tr> </thead> <tbody> <tr><td>1.</td><td>41:20</td><td>UCL</td><td>Jose Contell (3)</td><td>Kevin Diaz Tommy Silva</td><td></td></tr> </tbody> </table> <p>Cautions and ejections: RC (deny goal scoring opportunity) - Golden Bears #23 31:27; YC - Bruins #13 81:02</p> <p>Stadium: Wallis Annenberg Stadium Officials: Referee: Christopher Calderon; Asst. Referee: Shay Yinka-Kehinde; Shaine Danbeli; Alt. Official: Jonathan Kaminski; Offsides: California 0, UCLA 3.</p> | 1 | 2 | Total | Golden Bears | 0 | 0 | 0 | Bruins | 1 | 0 | 1 | Pos # | Player | Sh | SO | G | A | Fo | Min | gk 1 | Nate Crockford | - | - | - | - | - | 90 | def 3 | Tommy Silva | - | - | - | 1 | - | 90 | def 4 | Pietro Grassi | 1 | - | - | - | 1 | 90 | mid 7 | Jose Sosa | 2 | 1 | - | - | - | 90 | mid 8 | Andre Ochoa | - | - | - | - | 1 | 63 | mid 9 | Kevin Diaz | 1 | - | - | - | 1 | 63 | mid 10 | Riley Ferch | - | - | - | - | - | 75 | mid 12 | Grayson Doody | - | - | - | - | - | 60 | mid 14 | Jose Contell | 2 | 2 | 1 | - | - | 50 | mid 17 | Charlie Crockford | 1 | - | - | - | 2 | 63 | def 26 | JC Cortez | - | - | - | - | 1 | 90 | -- Substitutes -- | | | | | | | | 2 | Aaron Edwards | 2 | 1 | - | - | - | 30 | 6 | Tarun Karumanchi | - | - | - | - | - | 15 | 11 | Tucker Lepley | 1 | - | - | - | 1 | 39 | 13 | Pablo Greenlee | - | - | - | - | 1 | 30 | 21 | Constantinos Michaelides | - | - | - | - | 1 | 27 | 25 | Cam Wikerson | - | - | - | - | 1 | 15 | Totals | | | | | | | | | | 10 | 4 | 1 | 2 | 14 | | ## | Goalkeepers | Dec | Min | GA | Saves | 24 | Collin Trivasos | L | 90:00 | 1 | 2 | TM | TEAM | | | | 1 | 1 | 2 | Total | Golden Bears | 1 | 2 | 3 | Bruins | 6 | 4 | 10 | 1 | 2 | Total | Golden Bears | 1 | 1 | 2 | Bruins | 0 | 6 | 6 | No. | Time | Team | Goal scorer | Assist | Description | 1. | 41:20 | UCL | Jose Contell (3) | Kevin Diaz Tommy Silva | |
|--|--|-------|------------------|---------------------------|--------------|----|-----|---|--------|---|---|---|-------|--------|----|----|---|---|----|-----|------|----------------|---|---|---|---|---|----|-------|-------------|---|---|---|---|---|----|-------|---------------|---|---|---|---|---|----|-------|-----------|---|---|---|---|---|----|-------|-------------|---|---|---|---|---|----|-------|------------|---|---|---|---|---|----|--------|-------------|---|---|---|---|---|----|--------|---------------|---|---|---|---|---|----|--------|--------------|---|---|---|---|---|----|--------|-------------------|---|---|---|---|---|----|--------|-----------|---|---|---|---|---|----|-------------------|--|--|--|--|--|--|--|---|---------------|---|---|---|---|---|----|---|------------------|---|---|---|---|---|----|----|---------------|---|---|---|---|---|----|----|----------------|---|---|---|---|---|----|----|--------------------------|---|---|---|---|---|----|----|--------------|---|---|---|---|---|----|--------|--|--|--|--|--|--|--|--|--|----|---|---|---|----|--|----|-------------|-----|-----|----|-------|----|-----------------|---|-------|---|---|----|------|--|--|--|---|---|---|-------|--------------|---|---|---|--------|---|---|----|---|---|-------|--------------|---|---|---|--------|---|---|---|-----|------|------|-------------|--------|-------------|----|-------|-----|------------------|---------------------------|--|
| | 1 | 2 | Total | | | | | | | | | | | | | | | | | | | | | | | | | | | | | | | | | | | | | | | | | | | | | | | | | | | | | | | | | | | | | | | | | | | | | | | | | | | | | | | | | | | | | | | | | | | | | | | | | | | | | | | | | | | | | | | | | | | | | | | | | | | | | | | | | | | | | | | | | | | | | | | | | | | | | | | | | | | | | | | | | | | | | | | | | | | | | | | | | | | | | | | | | | | | | | | | | | | | | | | | | | | | | | | | | | | | | | | | | | | | | | | | | | | | | |
| Golden Bears | 0 | 0 | 0 | | | | | | | | | | | | | | | | | | | | | | | | | | | | | | | | | | | | | | | | | | | | | | | | | | | | | | | | | | | | | | | | | | | | | | | | | | | | | | | | | | | | | | | | | | | | | | | | | | | | | | | | | | | | | | | | | | | | | | | | | | | | | | | | | | | | | | | | | | | | | | | | | | | | | | | | | | | | | | | | | | | | | | | | | | | | | | | | | | | | | | | | | | | | | | | | | | | | | | | | | | | | | | | | | | | | | | | | | | | | | | | | | | | | | |
| Bruins | 1 | 0 | 1 | | | | | | | | | | | | | | | | | | | | | | | | | | | | | | | | | | | | | | | | | | | | | | | | | | | | | | | | | | | | | | | | | | | | | | | | | | | | | | | | | | | | | | | | | | | | | | | | | | | | | | | | | | | | | | | | | | | | | | | | | | | | | | | | | | | | | | | | | | | | | | | | | | | | | | | | | | | | | | | | | | | | | | | | | | | | | | | | | | | | | | | | | | | | | | | | | | | | | | | | | | | | | | | | | | | | | | | | | | | | | | | | | | | | | |
| Pos # | Player | Sh | SO | G | A | Fo | Min | | | | | | | | | | | | | | | | | | | | | | | | | | | | | | | | | | | | | | | | | | | | | | | | | | | | | | | | | | | | | | | | | | | | | | | | | | | | | | | | | | | | | | | | | | | | | | | | | | | | | | | | | | | | | | | | | | | | | | | | | | | | | | | | | | | | | | | | | | | | | | | | | | | | | | | | | | | | | | | | | | | | | | | | | | | | | | | | | | | | | | | | | | | | | | | | | | | | | | | | | | | | | | | | | | | | | | | | | | | | | | | | | |
| gk 1 | Nate Crockford | - | - | - | - | - | 90 | | | | | | | | | | | | | | | | | | | | | | | | | | | | | | | | | | | | | | | | | | | | | | | | | | | | | | | | | | | | | | | | | | | | | | | | | | | | | | | | | | | | | | | | | | | | | | | | | | | | | | | | | | | | | | | | | | | | | | | | | | | | | | | | | | | | | | | | | | | | | | | | | | | | | | | | | | | | | | | | | | | | | | | | | | | | | | | | | | | | | | | | | | | | | | | | | | | | | | | | | | | | | | | | | | | | | | | | | | | | | | | | | |
| def 3 | Tommy Silva | - | - | - | 1 | - | 90 | | | | | | | | | | | | | | | | | | | | | | | | | | | | | | | | | | | | | | | | | | | | | | | | | | | | | | | | | | | | | | | | | | | | | | | | | | | | | | | | | | | | | | | | | | | | | | | | | | | | | | | | | | | | | | | | | | | | | | | | | | | | | | | | | | | | | | | | | | | | | | | | | | | | | | | | | | | | | | | | | | | | | | | | | | | | | | | | | | | | | | | | | | | | | | | | | | | | | | | | | | | | | | | | | | | | | | | | | | | | | | | | | |
| def 4 | Pietro Grassi | 1 | - | - | - | 1 | 90 | | | | | | | | | | | | | | | | | | | | | | | | | | | | | | | | | | | | | | | | | | | | | | | | | | | | | | | | | | | | | | | | | | | | | | | | | | | | | | | | | | | | | | | | | | | | | | | | | | | | | | | | | | | | | | | | | | | | | | | | | | | | | | | | | | | | | | | | | | | | | | | | | | | | | | | | | | | | | | | | | | | | | | | | | | | | | | | | | | | | | | | | | | | | | | | | | | | | | | | | | | | | | | | | | | | | | | | | | | | | | | | | | |
| mid 7 | Jose Sosa | 2 | 1 | - | - | - | 90 | | | | | | | | | | | | | | | | | | | | | | | | | | | | | | | | | | | | | | | | | | | | | | | | | | | | | | | | | | | | | | | | | | | | | | | | | | | | | | | | | | | | | | | | | | | | | | | | | | | | | | | | | | | | | | | | | | | | | | | | | | | | | | | | | | | | | | | | | | | | | | | | | | | | | | | | | | | | | | | | | | | | | | | | | | | | | | | | | | | | | | | | | | | | | | | | | | | | | | | | | | | | | | | | | | | | | | | | | | | | | | | | | |
| mid 8 | Andre Ochoa | - | - | - | - | 1 | 63 | | | | | | | | | | | | | | | | | | | | | | | | | | | | | | | | | | | | | | | | | | | | | | | | | | | | | | | | | | | | | | | | | | | | | | | | | | | | | | | | | | | | | | | | | | | | | | | | | | | | | | | | | | | | | | | | | | | | | | | | | | | | | | | | | | | | | | | | | | | | | | | | | | | | | | | | | | | | | | | | | | | | | | | | | | | | | | | | | | | | | | | | | | | | | | | | | | | | | | | | | | | | | | | | | | | | | | | | | | | | | | | | | |
| mid 9 | Kevin Diaz | 1 | - | - | - | 1 | 63 | | | | | | | | | | | | | | | | | | | | | | | | | | | | | | | | | | | | | | | | | | | | | | | | | | | | | | | | | | | | | | | | | | | | | | | | | | | | | | | | | | | | | | | | | | | | | | | | | | | | | | | | | | | | | | | | | | | | | | | | | | | | | | | | | | | | | | | | | | | | | | | | | | | | | | | | | | | | | | | | | | | | | | | | | | | | | | | | | | | | | | | | | | | | | | | | | | | | | | | | | | | | | | | | | | | | | | | | | | | | | | | | | |
| mid 10 | Riley Ferch | - | - | - | - | - | 75 | | | | | | | | | | | | | | | | | | | | | | | | | | | | | | | | | | | | | | | | | | | | | | | | | | | | | | | | | | | | | | | | | | | | | | | | | | | | | | | | | | | | | | | | | | | | | | | | | | | | | | | | | | | | | | | | | | | | | | | | | | | | | | | | | | | | | | | | | | | | | | | | | | | | | | | | | | | | | | | | | | | | | | | | | | | | | | | | | | | | | | | | | | | | | | | | | | | | | | | | | | | | | | | | | | | | | | | | | | | | | | | | | |
| mid 12 | Grayson Doody | - | - | - | - | - | 60 | | | | | | | | | | | | | | | | | | | | | | | | | | | | | | | | | | | | | | | | | | | | | | | | | | | | | | | | | | | | | | | | | | | | | | | | | | | | | | | | | | | | | | | | | | | | | | | | | | | | | | | | | | | | | | | | | | | | | | | | | | | | | | | | | | | | | | | | | | | | | | | | | | | | | | | | | | | | | | | | | | | | | | | | | | | | | | | | | | | | | | | | | | | | | | | | | | | | | | | | | | | | | | | | | | | | | | | | | | | | | | | | | |
| mid 14 | Jose Contell | 2 | 2 | 1 | - | - | 50 | | | | | | | | | | | | | | | | | | | | | | | | | | | | | | | | | | | | | | | | | | | | | | | | | | | | | | | | | | | | | | | | | | | | | | | | | | | | | | | | | | | | | | | | | | | | | | | | | | | | | | | | | | | | | | | | | | | | | | | | | | | | | | | | | | | | | | | | | | | | | | | | | | | | | | | | | | | | | | | | | | | | | | | | | | | | | | | | | | | | | | | | | | | | | | | | | | | | | | | | | | | | | | | | | | | | | | | | | | | | | | | | | |
| mid 17 | Charlie Crockford | 1 | - | - | - | 2 | 63 | | | | | | | | | | | | | | | | | | | | | | | | | | | | | | | | | | | | | | | | | | | | | | | | | | | | | | | | | | | | | | | | | | | | | | | | | | | | | | | | | | | | | | | | | | | | | | | | | | | | | | | | | | | | | | | | | | | | | | | | | | | | | | | | | | | | | | | | | | | | | | | | | | | | | | | | | | | | | | | | | | | | | | | | | | | | | | | | | | | | | | | | | | | | | | | | | | | | | | | | | | | | | | | | | | | | | | | | | | | | | | | | | |
| def 26 | JC Cortez | - | - | - | - | 1 | 90 | | | | | | | | | | | | | | | | | | | | | | | | | | | | | | | | | | | | | | | | | | | | | | | | | | | | | | | | | | | | | | | | | | | | | | | | | | | | | | | | | | | | | | | | | | | | | | | | | | | | | | | | | | | | | | | | | | | | | | | | | | | | | | | | | | | | | | | | | | | | | | | | | | | | | | | | | | | | | | | | | | | | | | | | | | | | | | | | | | | | | | | | | | | | | | | | | | | | | | | | | | | | | | | | | | | | | | | | | | | | | | | | | |
| -- Substitutes -- | | | | | | | | | | | | | | | | | | | | | | | | | | | | | | | | | | | | | | | | | | | | | | | | | | | | | | | | | | | | | | | | | | | | | | | | | | | | | | | | | | | | | | | | | | | | | | | | | | | | | | | | | | | | | | | | | | | | | | | | | | | | | | | | | | | | | | | | | | | | | | | | | | | | | | | | | | | | | | | | | | | | | | | | | | | | | | | | | | | | | | | | | | | | | | | | | | | | | | | | | | | | | | | | | | | | | | | | | | | | | | | | | | | | | | | | |
| 2 | Aaron Edwards | 2 | 1 | - | - | - | 30 | | | | | | | | | | | | | | | | | | | | | | | | | | | | | | | | | | | | | | | | | | | | | | | | | | | | | | | | | | | | | | | | | | | | | | | | | | | | | | | | | | | | | | | | | | | | | | | | | | | | | | | | | | | | | | | | | | | | | | | | | | | | | | | | | | | | | | | | | | | | | | | | | | | | | | | | | | | | | | | | | | | | | | | | | | | | | | | | | | | | | | | | | | | | | | | | | | | | | | | | | | | | | | | | | | | | | | | | | | | | | | | | | |
| 6 | Tarun Karumanchi | - | - | - | - | - | 15 | | | | | | | | | | | | | | | | | | | | | | | | | | | | | | | | | | | | | | | | | | | | | | | | | | | | | | | | | | | | | | | | | | | | | | | | | | | | | | | | | | | | | | | | | | | | | | | | | | | | | | | | | | | | | | | | | | | | | | | | | | | | | | | | | | | | | | | | | | | | | | | | | | | | | | | | | | | | | | | | | | | | | | | | | | | | | | | | | | | | | | | | | | | | | | | | | | | | | | | | | | | | | | | | | | | | | | | | | | | | | | | | | |
| 11 | Tucker Lepley | 1 | - | - | - | 1 | 39 | | | | | | | | | | | | | | | | | | | | | | | | | | | | | | | | | | | | | | | | | | | | | | | | | | | | | | | | | | | | | | | | | | | | | | | | | | | | | | | | | | | | | | | | | | | | | | | | | | | | | | | | | | | | | | | | | | | | | | | | | | | | | | | | | | | | | | | | | | | | | | | | | | | | | | | | | | | | | | | | | | | | | | | | | | | | | | | | | | | | | | | | | | | | | | | | | | | | | | | | | | | | | | | | | | | | | | | | | | | | | | | | | |
| 13 | Pablo Greenlee | - | - | - | - | 1 | 30 | | | | | | | | | | | | | | | | | | | | | | | | | | | | | | | | | | | | | | | | | | | | | | | | | | | | | | | | | | | | | | | | | | | | | | | | | | | | | | | | | | | | | | | | | | | | | | | | | | | | | | | | | | | | | | | | | | | | | | | | | | | | | | | | | | | | | | | | | | | | | | | | | | | | | | | | | | | | | | | | | | | | | | | | | | | | | | | | | | | | | | | | | | | | | | | | | | | | | | | | | | | | | | | | | | | | | | | | | | | | | | | | | |
| 21 | Constantinos Michaelides | - | - | - | - | 1 | 27 | | | | | | | | | | | | | | | | | | | | | | | | | | | | | | | | | | | | | | | | | | | | | | | | | | | | | | | | | | | | | | | | | | | | | | | | | | | | | | | | | | | | | | | | | | | | | | | | | | | | | | | | | | | | | | | | | | | | | | | | | | | | | | | | | | | | | | | | | | | | | | | | | | | | | | | | | | | | | | | | | | | | | | | | | | | | | | | | | | | | | | | | | | | | | | | | | | | | | | | | | | | | | | | | | | | | | | | | | | | | | | | | | |
| 25 | Cam Wikerson | - | - | - | - | 1 | 15 | | | | | | | | | | | | | | | | | | | | | | | | | | | | | | | | | | | | | | | | | | | | | | | | | | | | | | | | | | | | | | | | | | | | | | | | | | | | | | | | | | | | | | | | | | | | | | | | | | | | | | | | | | | | | | | | | | | | | | | | | | | | | | | | | | | | | | | | | | | | | | | | | | | | | | | | | | | | | | | | | | | | | | | | | | | | | | | | | | | | | | | | | | | | | | | | | | | | | | | | | | | | | | | | | | | | | | | | | | | | | | | | | |
| Totals | | | | | | | | | | | | | | | | | | | | | | | | | | | | | | | | | | | | | | | | | | | | | | | | | | | | | | | | | | | | | | | | | | | | | | | | | | | | | | | | | | | | | | | | | | | | | | | | | | | | | | | | | | | | | | | | | | | | | | | | | | | | | | | | | | | | | | | | | | | | | | | | | | | | | | | | | | | | | | | | | | | | | | | | | | | | | | | | | | | | | | | | | | | | | | | | | | | | | | | | | | | | | | | | | | | | | | | | | | | | | | | | | | | | | | | | |
| | | 10 | 4 | 1 | 2 | 14 | | | | | | | | | | | | | | | | | | | | | | | | | | | | | | | | | | | | | | | | | | | | | | | | | | | | | | | | | | | | | | | | | | | | | | | | | | | | | | | | | | | | | | | | | | | | | | | | | | | | | | | | | | | | | | | | | | | | | | | | | | | | | | | | | | | | | | | | | | | | | | | | | | | | | | | | | | | | | | | | | | | | | | | | | | | | | | | | | | | | | | | | | | | | | | | | | | | | | | | | | | | | | | | | | | | | | | | | | | | | | | | | | | |
| ## | Goalkeepers | Dec | Min | GA | Saves | | | | | | | | | | | | | | | | | | | | | | | | | | | | | | | | | | | | | | | | | | | | | | | | | | | | | | | | | | | | | | | | | | | | | | | | | | | | | | | | | | | | | | | | | | | | | | | | | | | | | | | | | | | | | | | | | | | | | | | | | | | | | | | | | | | | | | | | | | | | | | | | | | | | | | | | | | | | | | | | | | | | | | | | | | | | | | | | | | | | | | | | | | | | | | | | | | | | | | | | | | | | | | | | | | | | | | | | | | | | | | | | | | | |
| 24 | Collin Trivasos | L | 90:00 | 1 | 2 | | | | | | | | | | | | | | | | | | | | | | | | | | | | | | | | | | | | | | | | | | | | | | | | | | | | | | | | | | | | | | | | | | | | | | | | | | | | | | | | | | | | | | | | | | | | | | | | | | | | | | | | | | | | | | | | | | | | | | | | | | | | | | | | | | | | | | | | | | | | | | | | | | | | | | | | | | | | | | | | | | | | | | | | | | | | | | | | | | | | | | | | | | | | | | | | | | | | | | | | | | | | | | | | | | | | | | | | | | | | | | | | | | | |
| TM | TEAM | | | | 1 | | | | | | | | | | | | | | | | | | | | | | | | | | | | | | | | | | | | | | | | | | | | | | | | | | | | | | | | | | | | | | | | | | | | | | | | | | | | | | | | | | | | | | | | | | | | | | | | | | | | | | | | | | | | | | | | | | | | | | | | | | | | | | | | | | | | | | | | | | | | | | | | | | | | | | | | | | | | | | | | | | | | | | | | | | | | | | | | | | | | | | | | | | | | | | | | | | | | | | | | | | | | | | | | | | | | | | | | | | | | | | | | | | | |
| 1 | 2 | Total | | | | | | | | | | | | | | | | | | | | | | | | | | | | | | | | | | | | | | | | | | | | | | | | | | | | | | | | | | | | | | | | | | | | | | | | | | | | | | | | | | | | | | | | | | | | | | | | | | | | | | | | | | | | | | | | | | | | | | | | | | | | | | | | | | | | | | | | | | | | | | | | | | | | | | | | | | | | | | | | | | | | | | | | | | | | | | | | | | | | | | | | | | | | | | | | | | | | | | | | | | | | | | | | | | | | | | | | | | | | | | | | | | | | | | |
| Golden Bears | 1 | 2 | 3 | | | | | | | | | | | | | | | | | | | | | | | | | | | | | | | | | | | | | | | | | | | | | | | | | | | | | | | | | | | | | | | | | | | | | | | | | | | | | | | | | | | | | | | | | | | | | | | | | | | | | | | | | | | | | | | | | | | | | | | | | | | | | | | | | | | | | | | | | | | | | | | | | | | | | | | | | | | | | | | | | | | | | | | | | | | | | | | | | | | | | | | | | | | | | | | | | | | | | | | | | | | | | | | | | | | | | | | | | | | | | | | | | | | | | |
| Bruins | 6 | 4 | 10 | | | | | | | | | | | | | | | | | | | | | | | | | | | | | | | | | | | | | | | | | | | | | | | | | | | | | | | | | | | | | | | | | | | | | | | | | | | | | | | | | | | | | | | | | | | | | | | | | | | | | | | | | | | | | | | | | | | | | | | | | | | | | | | | | | | | | | | | | | | | | | | | | | | | | | | | | | | | | | | | | | | | | | | | | | | | | | | | | | | | | | | | | | | | | | | | | | | | | | | | | | | | | | | | | | | | | | | | | | | | | | | | | | | | | |
| 1 | 2 | Total | | | | | | | | | | | | | | | | | | | | | | | | | | | | | | | | | | | | | | | | | | | | | | | | | | | | | | | | | | | | | | | | | | | | | | | | | | | | | | | | | | | | | | | | | | | | | | | | | | | | | | | | | | | | | | | | | | | | | | | | | | | | | | | | | | | | | | | | | | | | | | | | | | | | | | | | | | | | | | | | | | | | | | | | | | | | | | | | | | | | | | | | | | | | | | | | | | | | | | | | | | | | | | | | | | | | | | | | | | | | | | | | | | | | | | |
| Golden Bears | 1 | 1 | 2 | | | | | | | | | | | | | | | | | | | | | | | | | | | | | | | | | | | | | | | | | | | | | | | | | | | | | | | | | | | | | | | | | | | | | | | | | | | | | | | | | | | | | | | | | | | | | | | | | | | | | | | | | | | | | | | | | | | | | | | | | | | | | | | | | | | | | | | | | | | | | | | | | | | | | | | | | | | | | | | | | | | | | | | | | | | | | | | | | | | | | | | | | | | | | | | | | | | | | | | | | | | | | | | | | | | | | | | | | | | | | | | | | | | | | |
| Bruins | 0 | 6 | 6 | | | | | | | | | | | | | | | | | | | | | | | | | | | | | | | | | | | | | | | | | | | | | | | | | | | | | | | | | | | | | | | | | | | | | | | | | | | | | | | | | | | | | | | | | | | | | | | | | | | | | | | | | | | | | | | | | | | | | | | | | | | | | | | | | | | | | | | | | | | | | | | | | | | | | | | | | | | | | | | | | | | | | | | | | | | | | | | | | | | | | | | | | | | | | | | | | | | | | | | | | | | | | | | | | | | | | | | | | | | | | | | | | | | | | |
| No. | Time | Team | Goal scorer | Assist | Description | | | | | | | | | | | | | | | | | | | | | | | | | | | | | | | | | | | | | | | | | | | | | | | | | | | | | | | | | | | | | | | | | | | | | | | | | | | | | | | | | | | | | | | | | | | | | | | | | | | | | | | | | | | | | | | | | | | | | | | | | | | | | | | | | | | | | | | | | | | | | | | | | | | | | | | | | | | | | | | | | | | | | | | | | | | | | | | | | | | | | | | | | | | | | | | | | | | | | | | | | | | | | | | | | | | | | | | | | | | | | | | | | | | |
| 1. | 41:20 | UCL | Jose Contell (3) | Kevin Diaz Tommy Silva | | | | | | | | | | | | | | | | | | | | | | | | | | | | | | | | | | | | | | | | | | | | | | | | | | | | | | | | | | | | | | | | | | | | | | | | | | | | | | | | | | | | | | | | | | | | | | | | | | | | | | | | | | | | | | | | | | | | | | | | | | | | | | | | | | | | | | | | | | | | | | | | | | | | | | | | | | | | | | | | | | | | | | | | | | | | | | | | | | | | | | | | | | | | | | | | | | | | | | | | | | | | | | | | | | | | | | | | | | | | | | | | | | | | |

| <p>Official Soccer Box Score - Final Stanford vs UCLA 10/23/2022 Wallis Annenberg Stadium, Los Angeles 2022-23 Men's Soccer</p> <p>Match Time: 3:00 PM Match Duration: 01:59 Attendance: 1657</p> <p>Officials:</p> <p>Stanford (9-1-4, 3-1-3) vs. UCLA (8-5-1, 3-3-1) Date: 10/23/2022 • Attendance: 1657</p> | <p>Goals by period</p> <table border="1"> <thead> <tr><th>1</th><th>2</th><th>Total</th></tr> </thead> <tbody> <tr><td>Cardinal</td><td>0</td><td>1</td><td>1</td></tr> <tr><td>Bruins</td><td>0</td><td>0</td><td>0</td></tr> </tbody> </table> <p>UCLA</p> <table border="1"> <thead> <tr><th>Pos #</th><th>Player</th><th>Sh</th><th>SO</th><th>G</th><th>A</th><th>Fo</th><th>Min</th></tr> </thead> <tbody> <tr><td>gk 1</td><td>Nate Crockford</td><td>-</td><td>-</td><td>-</td><td>-</td><td>-</td><td>90</td></tr> <tr><td>def 3</td><td>Tommy Silva</td><td>-</td><td>-</td><td>-</td><td>-</td><td>-</td><td>77</td></tr> <tr><td>def 4</td><td>Pietro Grassi</td><td>-</td><td>-</td><td>-</td><td>-</td><td>-</td><td>37</td></tr> <tr><td>mid 7</td><td>Jose Sosa</td><td>-</td><td>-</td><td>-</td><td>-</td><td>1</td><td>90</td></tr> <tr><td>mid 9</td><td>Kevin Diaz</td><td>1</td><td>1</td><td>-</td><td>-</td><td>-</td><td>90</td></tr> <tr><td>mid 10</td><td>Riley Ferch</td><td>-</td><td>-</td><td>-</td><td>-</td><td>-</td><td>85</td></tr> <tr><td>def 12</td><td>Grayson Doody</td><td>-</td><td>-</td><td>-</td><td>-</td><td>-</td><td>2</td><td>90</td></tr> <tr><td>mid 14</td><td>Jose Contell</td><td>2</td><td>-</td><td>-</td><td>-</td><td>-</td><td>3</td><td>90</td></tr> <tr><td>mid 17</td><td>Charlie Crockford</td><td>-</td><td>-</td><td>-</td><td>-</td><td>-</td><td>30</td></tr> <tr><td>mid 21</td><td>Constantinos Michaelides</td><td>-</td><td>-</td><td>-</td><td>-</td><td>-</td><td>37</td></tr> <tr><td>def 26</td><td>JC Cortez</td><td>-</td><td>-</td><td>-</td><td>-</td><td>-</td><td>90</td></tr> <tr><td colspan="8">-- Substitutes --</td></tr> <tr><td>2</td><td>Aaron Edwards</td><td>2</td><td>1</td><td>-</td><td>-</td><td>-</td><td>23</td></tr> <tr><td>6</td><td>Tarun Karumanchi</td><td>-</td><td>-</td><td>-</td><td>-</td><td>-</td><td>41</td></tr> <tr><td>8</td><td>Andre Ochoa</td><td>1</td><td>-</td><td>-</td><td>-</td><td>-</td><td>53</td></tr> <tr><td>11</td><td>Tucker Lepley</td><td>-</td><td>-</td><td>-</td><td>-</td><td>-</td><td>2</td><td>39</td></tr> <tr><td>13</td><td>Pablo Greenlee</td><td>-</td><td>-</td><td>-</td><td>-</td><td>-</td><td>18</td></tr> <tr><td>20</td><td>Thomas Raimbault</td><td>-</td><td>-</td><td>-</td><td>-</td><td>-</td><td>9</td></tr> <tr><td>25</td><td>Cam Wikerson</td><td>-</td><td>-</td><td>-</td><td>-</td><td>-</td><td>1</td></tr> <tr><td colspan="8">Totals</td></tr> <tr><td colspan="2"></td><td>6</td><td>2</td><td>-</td><td>-</td><td>-</td><td>8</td></tr> </tbody> </table> <p>Goalkeepers</p> <table border="1"> <thead> <tr><th>##</th><th>Goalkeepers</th><th>Dec</th><th>Min</th><th>GA</th><th>Saves</th></tr> </thead> <tbody> <tr><td>33</td><td>Matt Frank</td><td>W</td><td>90:00</td><td>0</td><td>2</td></tr> </tbody> </table> <p>Win-Frank, Matt (9-1-4), Loss-Crockford, Nate (8-5-1).</p> <p>Shots by period</p> <table border="1"> <thead> <tr><th>1</th><th>2</th><th>Total</th></tr> </thead> <tbody> <tr><td>Cardinal</td><td>2</td><td>7</td><td>9</td></tr> <tr><td>Bruins</td><td>1</td><td>5</td><td>6</td></tr> </tbody> </table> <p>Corner kicks</p> <table border="1"> <thead> <tr><th>1</th><th>2</th><th>Total</th></tr> </thead> <tbody> <tr><td>Cardinal</td><td>1</td><td>3</td><td>4</td></tr> <tr><td>Bruins</td><td>1</td><td>2</td><td>3</td></tr> </tbody> </table> <p>Scoring summary:</p> <table border="1"> <thead> <tr><th>No.</th><th>Time</th><th>Team</th><th>Goal scorer</th><th>Assist</th><th>Description</th></tr> </thead> <tbody> <tr><td>1.</td><td>70:08</td><td>STA</td><td>Shane de Flores (5)</td><td>Keegan Tingey</td><td></td></tr> </tbody> </table> <p>Cautions and ejections: YC - Bruins #9 17:42; YC - Cardinal #3 38:23; YC - Cardinal #15 81:19</p> <p>Stadium: Wallis Annenberg Stadium Officials: Offsides: Stanford 2, UCLA 1.</p> | 1 | 2 | Total | Cardinal | 0 | 1 | 1 | Bruins | 0 | 0 | 0 | Pos # | Player | Sh | SO | G | A | Fo | Min | gk 1 | Nate Crockford | - | - | - | - | - | 90 | def 3 | Tommy Silva | - | - | - | - | - | 77 | def 4 | Pietro Grassi | - | - | - | - | - | 37 | mid 7 | Jose Sosa | - | - | - | - | 1 | 90 | mid 9 | Kevin Diaz | 1 | 1 | - | - | - | 90 | mid 10 | Riley Ferch | - | - | - | - | - | 85 | def 12 | Grayson Doody | - | - | - | - | - | 2 | 90 | mid 14 | Jose Contell | 2 | - | - | - | - | 3 | 90 | mid 17 | Charlie Crockford | - | - | - | - | - | 30 | mid 21 | Constantinos Michaelides | - | - | - | - | - | 37 | def 26 | JC Cortez | - | - | - | - | - | 90 | -- Substitutes -- | | | | | | | | 2 | Aaron Edwards | 2 | 1 | - | - | - | 23 | 6 | Tarun Karumanchi | - | - | - | - | - | 41 | 8 | Andre Ochoa | 1 | - | - | - | - | 53 | 11 | Tucker Lepley | - | - | - | - | - | 2 | 39 | 13 | Pablo Greenlee | - | - | - | - | - | 18 | 20 | Thomas Raimbault | - | - | - | - | - | 9 | 25 | Cam Wikerson | - | - | - | - | - | 1 | Totals | | | | | | | | | | 6 | 2 | - | - | - | 8 | ## | Goalkeepers | Dec | Min | GA | Saves | 33 | Matt Frank | W | 90:00 | 0 | 2 | 1 | 2 | Total | Cardinal | 2 | 7 | 9 | Bruins | 1 | 5 | 6 | 1 | 2 | Total | Cardinal | 1 | 3 | 4 | Bruins | 1 | 2 | 3 | No. | Time | Team | Goal scorer | Assist | Description | 1. | 70:08 | STA | Shane de Flores (5) | Keegan Tingey | |
|--|---|-------|---------------------|---------------|-------------|----|-----|----|--------|---|---|---|-------|--------|----|----|---|---|----|-----|------|----------------|---|---|---|---|---|----|-------|-------------|---|---|---|---|---|----|-------|---------------|---|---|---|---|---|----|-------|-----------|---|---|---|---|---|----|-------|------------|---|---|---|---|---|----|--------|-------------|---|---|---|---|---|----|--------|---------------|---|---|---|---|---|---|----|--------|--------------|---|---|---|---|---|---|----|--------|-------------------|---|---|---|---|---|----|--------|--------------------------|---|---|---|---|---|----|--------|-----------|---|---|---|---|---|----|-------------------|--|--|--|--|--|--|--|---|---------------|---|---|---|---|---|----|---|------------------|---|---|---|---|---|----|---|-------------|---|---|---|---|---|----|----|---------------|---|---|---|---|---|---|----|----|----------------|---|---|---|---|---|----|----|------------------|---|---|---|---|---|---|----|--------------|---|---|---|---|---|---|--------|--|--|--|--|--|--|--|--|--|---|---|---|---|---|---|----|-------------|-----|-----|----|-------|----|------------|---|-------|---|---|---|---|-------|----------|---|---|---|--------|---|---|---|---|---|-------|----------|---|---|---|--------|---|---|---|-----|------|------|-------------|--------|-------------|----|-------|-----|---------------------|---------------|--|
| | 1 | 2 | Total | | | | | | | | | | | | | | | | | | | | | | | | | | | | | | | | | | | | | | | | | | | | | | | | | | | | | | | | | | | | | | | | | | | | | | | | | | | | | | | | | | | | | | | | | | | | | | | | | | | | | | | | | | | | | | | | | | | | | | | | | | | | | | | | | | | | | | | | | | | | | | | | | | | | | | | | | | | | | | | | | | | | | | | | | | | | | | | | | | | | | | | | | | | | | | | | | | | | | | | | | | | | | | | | | | | | | | | | | | | | | | | | | | | | | | | | | | |
| Cardinal | 0 | 1 | 1 | | | | | | | | | | | | | | | | | | | | | | | | | | | | | | | | | | | | | | | | | | | | | | | | | | | | | | | | | | | | | | | | | | | | | | | | | | | | | | | | | | | | | | | | | | | | | | | | | | | | | | | | | | | | | | | | | | | | | | | | | | | | | | | | | | | | | | | | | | | | | | | | | | | | | | | | | | | | | | | | | | | | | | | | | | | | | | | | | | | | | | | | | | | | | | | | | | | | | | | | | | | | | | | | | | | | | | | | | | | | | | | | | | | | | | | | | | |
| Bruins | 0 | 0 | 0 | | | | | | | | | | | | | | | | | | | | | | | | | | | | | | | | | | | | | | | | | | | | | | | | | | | | | | | | | | | | | | | | | | | | | | | | | | | | | | | | | | | | | | | | | | | | | | | | | | | | | | | | | | | | | | | | | | | | | | | | | | | | | | | | | | | | | | | | | | | | | | | | | | | | | | | | | | | | | | | | | | | | | | | | | | | | | | | | | | | | | | | | | | | | | | | | | | | | | | | | | | | | | | | | | | | | | | | | | | | | | | | | | | | | | | | | | | |
| Pos # | Player | Sh | SO | G | A | Fo | Min | | | | | | | | | | | | | | | | | | | | | | | | | | | | | | | | | | | | | | | | | | | | | | | | | | | | | | | | | | | | | | | | | | | | | | | | | | | | | | | | | | | | | | | | | | | | | | | | | | | | | | | | | | | | | | | | | | | | | | | | | | | | | | | | | | | | | | | | | | | | | | | | | | | | | | | | | | | | | | | | | | | | | | | | | | | | | | | | | | | | | | | | | | | | | | | | | | | | | | | | | | | | | | | | | | | | | | | | | | | | | | | | | | | | | | |
| gk 1 | Nate Crockford | - | - | - | - | - | 90 | | | | | | | | | | | | | | | | | | | | | | | | | | | | | | | | | | | | | | | | | | | | | | | | | | | | | | | | | | | | | | | | | | | | | | | | | | | | | | | | | | | | | | | | | | | | | | | | | | | | | | | | | | | | | | | | | | | | | | | | | | | | | | | | | | | | | | | | | | | | | | | | | | | | | | | | | | | | | | | | | | | | | | | | | | | | | | | | | | | | | | | | | | | | | | | | | | | | | | | | | | | | | | | | | | | | | | | | | | | | | | | | | | | | | | |
| def 3 | Tommy Silva | - | - | - | - | - | 77 | | | | | | | | | | | | | | | | | | | | | | | | | | | | | | | | | | | | | | | | | | | | | | | | | | | | | | | | | | | | | | | | | | | | | | | | | | | | | | | | | | | | | | | | | | | | | | | | | | | | | | | | | | | | | | | | | | | | | | | | | | | | | | | | | | | | | | | | | | | | | | | | | | | | | | | | | | | | | | | | | | | | | | | | | | | | | | | | | | | | | | | | | | | | | | | | | | | | | | | | | | | | | | | | | | | | | | | | | | | | | | | | | | | | | | |
| def 4 | Pietro Grassi | - | - | - | - | - | 37 | | | | | | | | | | | | | | | | | | | | | | | | | | | | | | | | | | | | | | | | | | | | | | | | | | | | | | | | | | | | | | | | | | | | | | | | | | | | | | | | | | | | | | | | | | | | | | | | | | | | | | | | | | | | | | | | | | | | | | | | | | | | | | | | | | | | | | | | | | | | | | | | | | | | | | | | | | | | | | | | | | | | | | | | | | | | | | | | | | | | | | | | | | | | | | | | | | | | | | | | | | | | | | | | | | | | | | | | | | | | | | | | | | | | | | |
| mid 7 | Jose Sosa | - | - | - | - | 1 | 90 | | | | | | | | | | | | | | | | | | | | | | | | | | | | | | | | | | | | | | | | | | | | | | | | | | | | | | | | | | | | | | | | | | | | | | | | | | | | | | | | | | | | | | | | | | | | | | | | | | | | | | | | | | | | | | | | | | | | | | | | | | | | | | | | | | | | | | | | | | | | | | | | | | | | | | | | | | | | | | | | | | | | | | | | | | | | | | | | | | | | | | | | | | | | | | | | | | | | | | | | | | | | | | | | | | | | | | | | | | | | | | | | | | | | | | |
| mid 9 | Kevin Diaz | 1 | 1 | - | - | - | 90 | | | | | | | | | | | | | | | | | | | | | | | | | | | | | | | | | | | | | | | | | | | | | | | | | | | | | | | | | | | | | | | | | | | | | | | | | | | | | | | | | | | | | | | | | | | | | | | | | | | | | | | | | | | | | | | | | | | | | | | | | | | | | | | | | | | | | | | | | | | | | | | | | | | | | | | | | | | | | | | | | | | | | | | | | | | | | | | | | | | | | | | | | | | | | | | | | | | | | | | | | | | | | | | | | | | | | | | | | | | | | | | | | | | | | | |
| mid 10 | Riley Ferch | - | - | - | - | - | 85 | | | | | | | | | | | | | | | | | | | | | | | | | | | | | | | | | | | | | | | | | | | | | | | | | | | | | | | | | | | | | | | | | | | | | | | | | | | | | | | | | | | | | | | | | | | | | | | | | | | | | | | | | | | | | | | | | | | | | | | | | | | | | | | | | | | | | | | | | | | | | | | | | | | | | | | | | | | | | | | | | | | | | | | | | | | | | | | | | | | | | | | | | | | | | | | | | | | | | | | | | | | | | | | | | | | | | | | | | | | | | | | | | | | | | | |
| def 12 | Grayson Doody | - | - | - | - | - | 2 | 90 | | | | | | | | | | | | | | | | | | | | | | | | | | | | | | | | | | | | | | | | | | | | | | | | | | | | | | | | | | | | | | | | | | | | | | | | | | | | | | | | | | | | | | | | | | | | | | | | | | | | | | | | | | | | | | | | | | | | | | | | | | | | | | | | | | | | | | | | | | | | | | | | | | | | | | | | | | | | | | | | | | | | | | | | | | | | | | | | | | | | | | | | | | | | | | | | | | | | | | | | | | | | | | | | | | | | | | | | | | | | | | | | | | | | | |
| mid 14 | Jose Contell | 2 | - | - | - | - | 3 | 90 | | | | | | | | | | | | | | | | | | | | | | | | | | | | | | | | | | | | | | | | | | | | | | | | | | | | | | | | | | | | | | | | | | | | | | | | | | | | | | | | | | | | | | | | | | | | | | | | | | | | | | | | | | | | | | | | | | | | | | | | | | | | | | | | | | | | | | | | | | | | | | | | | | | | | | | | | | | | | | | | | | | | | | | | | | | | | | | | | | | | | | | | | | | | | | | | | | | | | | | | | | | | | | | | | | | | | | | | | | | | | | | | | | | | | |
| mid 17 | Charlie Crockford | - | - | - | - | - | 30 | | | | | | | | | | | | | | | | | | | | | | | | | | | | | | | | | | | | | | | | | | | | | | | | | | | | | | | | | | | | | | | | | | | | | | | | | | | | | | | | | | | | | | | | | | | | | | | | | | | | | | | | | | | | | | | | | | | | | | | | | | | | | | | | | | | | | | | | | | | | | | | | | | | | | | | | | | | | | | | | | | | | | | | | | | | | | | | | | | | | | | | | | | | | | | | | | | | | | | | | | | | | | | | | | | | | | | | | | | | | | | | | | | | | | | |
| mid 21 | Constantinos Michaelides | - | - | - | - | - | 37 | | | | | | | | | | | | | | | | | | | | | | | | | | | | | | | | | | | | | | | | | | | | | | | | | | | | | | | | | | | | | | | | | | | | | | | | | | | | | | | | | | | | | | | | | | | | | | | | | | | | | | | | | | | | | | | | | | | | | | | | | | | | | | | | | | | | | | | | | | | | | | | | | | | | | | | | | | | | | | | | | | | | | | | | | | | | | | | | | | | | | | | | | | | | | | | | | | | | | | | | | | | | | | | | | | | | | | | | | | | | | | | | | | | | | | |
| def 26 | JC Cortez | - | - | - | - | - | 90 | | | | | | | | | | | | | | | | | | | | | | | | | | | | | | | | | | | | | | | | | | | | | | | | | | | | | | | | | | | | | | | | | | | | | | | | | | | | | | | | | | | | | | | | | | | | | | | | | | | | | | | | | | | | | | | | | | | | | | | | | | | | | | | | | | | | | | | | | | | | | | | | | | | | | | | | | | | | | | | | | | | | | | | | | | | | | | | | | | | | | | | | | | | | | | | | | | | | | | | | | | | | | | | | | | | | | | | | | | | | | | | | | | | | | | |
| -- Substitutes -- | | | | | | | | | | | | | | | | | | | | | | | | | | | | | | | | | | | | | | | | | | | | | | | | | | | | | | | | | | | | | | | | | | | | | | | | | | | | | | | | | | | | | | | | | | | | | | | | | | | | | | | | | | | | | | | | | | | | | | | | | | | | | | | | | | | | | | | | | | | | | | | | | | | | | | | | | | | | | | | | | | | | | | | | | | | | | | | | | | | | | | | | | | | | | | | | | | | | | | | | | | | | | | | | | | | | | | | | | | | | | | | | | | | | | | | | | | | | | |
| 2 | Aaron Edwards | 2 | 1 | - | - | - | 23 | | | | | | | | | | | | | | | | | | | | | | | | | | | | | | | | | | | | | | | | | | | | | | | | | | | | | | | | | | | | | | | | | | | | | | | | | | | | | | | | | | | | | | | | | | | | | | | | | | | | | | | | | | | | | | | | | | | | | | | | | | | | | | | | | | | | | | | | | | | | | | | | | | | | | | | | | | | | | | | | | | | | | | | | | | | | | | | | | | | | | | | | | | | | | | | | | | | | | | | | | | | | | | | | | | | | | | | | | | | | | | | | | | | | | | |
| 6 | Tarun Karumanchi | - | - | - | - | - | 41 | | | | | | | | | | | | | | | | | | | | | | | | | | | | | | | | | | | | | | | | | | | | | | | | | | | | | | | | | | | | | | | | | | | | | | | | | | | | | | | | | | | | | | | | | | | | | | | | | | | | | | | | | | | | | | | | | | | | | | | | | | | | | | | | | | | | | | | | | | | | | | | | | | | | | | | | | | | | | | | | | | | | | | | | | | | | | | | | | | | | | | | | | | | | | | | | | | | | | | | | | | | | | | | | | | | | | | | | | | | | | | | | | | | | | | |
| 8 | Andre Ochoa | 1 | - | - | - | - | 53 | | | | | | | | | | | | | | | | | | | | | | | | | | | | | | | | | | | | | | | | | | | | | | | | | | | | | | | | | | | | | | | | | | | | | | | | | | | | | | | | | | | | | | | | | | | | | | | | | | | | | | | | | | | | | | | | | | | | | | | | | | | | | | | | | | | | | | | | | | | | | | | | | | | | | | | | | | | | | | | | | | | | | | | | | | | | | | | | | | | | | | | | | | | | | | | | | | | | | | | | | | | | | | | | | | | | | | | | | | | | | | | | | | | | | | |
| 11 | Tucker Lepley | - | - | - | - | - | 2 | 39 | | | | | | | | | | | | | | | | | | | | | | | | | | | | | | | | | | | | | | | | | | | | | | | | | | | | | | | | | | | | | | | | | | | | | | | | | | | | | | | | | | | | | | | | | | | | | | | | | | | | | | | | | | | | | | | | | | | | | | | | | | | | | | | | | | | | | | | | | | | | | | | | | | | | | | | | | | | | | | | | | | | | | | | | | | | | | | | | | | | | | | | | | | | | | | | | | | | | | | | | | | | | | | | | | | | | | | | | | | | | | | | | | | | | | |
| 13 | Pablo Greenlee | - | - | - | - | - | 18 | | | | | | | | | | | | | | | | | | | | | | | | | | | | | | | | | | | | | | | | | | | | | | | | | | | | | | | | | | | | | | | | | | | | | | | | | | | | | | | | | | | | | | | | | | | | | | | | | | | | | | | | | | | | | | | | | | | | | | | | | | | | | | | | | | | | | | | | | | | | | | | | | | | | | | | | | | | | | | | | | | | | | | | | | | | | | | | | | | | | | | | | | | | | | | | | | | | | | | | | | | | | | | | | | | | | | | | | | | | | | | | | | | | | | | |
| 20 | Thomas Raimbault | - | - | - | - | - | 9 | | | | | | | | | | | | | | | | | | | | | | | | | | | | | | | | | | | | | | | | | | | | | | | | | | | | | | | | | | | | | | | | | | | | | | | | | | | | | | | | | | | | | | | | | | | | | | | | | | | | | | | | | | | | | | | | | | | | | | | | | | | | | | | | | | | | | | | | | | | | | | | | | | | | | | | | | | | | | | | | | | | | | | | | | | | | | | | | | | | | | | | | | | | | | | | | | | | | | | | | | | | | | | | | | | | | | | | | | | | | | | | | | | | | | | |
| 25 | Cam Wikerson | - | - | - | - | - | 1 | | | | | | | | | | | | | | | | | | | | | | | | | | | | | | | | | | | | | | | | | | | | | | | | | | | | | | | | | | | | | | | | | | | | | | | | | | | | | | | | | | | | | | | | | | | | | | | | | | | | | | | | | | | | | | | | | | | | | | | | | | | | | | | | | | | | | | | | | | | | | | | | | | | | | | | | | | | | | | | | | | | | | | | | | | | | | | | | | | | | | | | | | | | | | | | | | | | | | | | | | | | | | | | | | | | | | | | | | | | | | | | | | | | | | | |
| Totals | | | | | | | | | | | | | | | | | | | | | | | | | | | | | | | | | | | | | | | | | | | | | | | | | | | | | | | | | | | | | | | | | | | | | | | | | | | | | | | | | | | | | | | | | | | | | | | | | | | | | | | | | | | | | | | | | | | | | | | | | | | | | | | | | | | | | | | | | | | | | | | | | | | | | | | | | | | | | | | | | | | | | | | | | | | | | | | | | | | | | | | | | | | | | | | | | | | | | | | | | | | | | | | | | | | | | | | | | | | | | | | | | | | | | | | | | | | | | |
| | | 6 | 2 | - | - | - | 8 | | | | | | | | | | | | | | | | | | | | | | | | | | | | | | | | | | | | | | | | | | | | | | | | | | | | | | | | | | | | | | | | | | | | | | | | | | | | | | | | | | | | | | | | | | | | | | | | | | | | | | | | | | | | | | | | | | | | | | | | | | | | | | | | | | | | | | | | | | | | | | | | | | | | | | | | | | | | | | | | | | | | | | | | | | | | | | | | | | | | | | | | | | | | | | | | | | | | | | | | | | | | | | | | | | | | | | | | | | | | | | | | | | | | | | |
| ## | Goalkeepers | Dec | Min | GA | Saves | | | | | | | | | | | | | | | | | | | | | | | | | | | | | | | | | | | | | | | | | | | | | | | | | | | | | | | | | | | | | | | | | | | | | | | | | | | | | | | | | | | | | | | | | | | | | | | | | | | | | | | | | | | | | | | | | | | | | | | | | | | | | | | | | | | | | | | | | | | | | | | | | | | | | | | | | | | | | | | | | | | | | | | | | | | | | | | | | | | | | | | | | | | | | | | | | | | | | | | | | | | | | | | | | | | | | | | | | | | | | | | | | | | | | | | | |
| 33 | Matt Frank | W | 90:00 | 0 | 2 | | | | | | | | | | | | | | | | | | | | | | | | | | | | | | | | | | | | | | | | | | | | | | | | | | | | | | | | | | | | | | | | | | | | | | | | | | | | | | | | | | | | | | | | | | | | | | | | | | | | | | | | | | | | | | | | | | | | | | | | | | | | | | | | | | | | | | | | | | | | | | | | | | | | | | | | | | | | | | | | | | | | | | | | | | | | | | | | | | | | | | | | | | | | | | | | | | | | | | | | | | | | | | | | | | | | | | | | | | | | | | | | | | | | | | | | |
| 1 | 2 | Total | | | | | | | | | | | | | | | | | | | | | | | | | | | | | | | | | | | | | | | | | | | | | | | | | | | | | | | | | | | | | | | | | | | | | | | | | | | | | | | | | | | | | | | | | | | | | | | | | | | | | | | | | | | | | | | | | | | | | | | | | | | | | | | | | | | | | | | | | | | | | | | | | | | | | | | | | | | | | | | | | | | | | | | | | | | | | | | | | | | | | | | | | | | | | | | | | | | | | | | | | | | | | | | | | | | | | | | | | | | | | | | | | | | | | | | | | | | |
| Cardinal | 2 | 7 | 9 | | | | | | | | | | | | | | | | | | | | | | | | | | | | | | | | | | | | | | | | | | | | | | | | | | | | | | | | | | | | | | | | | | | | | | | | | | | | | | | | | | | | | | | | | | | | | | | | | | | | | | | | | | | | | | | | | | | | | | | | | | | | | | | | | | | | | | | | | | | | | | | | | | | | | | | | | | | | | | | | | | | | | | | | | | | | | | | | | | | | | | | | | | | | | | | | | | | | | | | | | | | | | | | | | | | | | | | | | | | | | | | | | | | | | | | | | | |
| Bruins | 1 | 5 | 6 | | | | | | | | | | | | | | | | | | | | | | | | | | | | | | | | | | | | | | | | | | | | | | | | | | | | | | | | | | | | | | | | | | | | | | | | | | | | | | | | | | | | | | | | | | | | | | | | | | | | | | | | | | | | | | | | | | | | | | | | | | | | | | | | | | | | | | | | | | | | | | | | | | | | | | | | | | | | | | | | | | | | | | | | | | | | | | | | | | | | | | | | | | | | | | | | | | | | | | | | | | | | | | | | | | | | | | | | | | | | | | | | | | | | | | | | | | |
| 1 | 2 | Total | | | | | | | | | | | | | | | | | | | | | | | | | | | | | | | | | | | | | | | | | | | | | | | | | | | | | | | | | | | | | | | | | | | | | | | | | | | | | | | | | | | | | | | | | | | | | | | | | | | | | | | | | | | | | | | | | | | | | | | | | | | | | | | | | | | | | | | | | | | | | | | | | | | | | | | | | | | | | | | | | | | | | | | | | | | | | | | | | | | | | | | | | | | | | | | | | | | | | | | | | | | | | | | | | | | | | | | | | | | | | | | | | | | | | | | | | | | |
| Cardinal | 1 | 3 | 4 | | | | | | | | | | | | | | | | | | | | | | | | | | | | | | | | | | | | | | | | | | | | | | | | | | | | | | | | | | | | | | | | | | | | | | | | | | | | | | | | | | | | | | | | | | | | | | | | | | | | | | | | | | | | | | | | | | | | | | | | | | | | | | | | | | | | | | | | | | | | | | | | | | | | | | | | | | | | | | | | | | | | | | | | | | | | | | | | | | | | | | | | | | | | | | | | | | | | | | | | | | | | | | | | | | | | | | | | | | | | | | | | | | | | | | | | | | |
| Bruins | 1 | 2 | 3 | | | | | | | | | | | | | | | | | | | | | | | | | | | | | | | | | | | | | | | | | | | | | | | | | | | | | | | | | | | | | | | | | | | | | | | | | | | | | | | | | | | | | | | | | | | | | | | | | | | | | | | | | | | | | | | | | | | | | | | | | | | | | | | | | | | | | | | | | | | | | | | | | | | | | | | | | | | | | | | | | | | | | | | | | | | | | | | | | | | | | | | | | | | | | | | | | | | | | | | | | | | | | | | | | | | | | | | | | | | | | | | | | | | | | | | | | | |
| No. | Time | Team | Goal scorer | Assist | Description | | | | | | | | | | | | | | | | | | | | | | | | | | | | | | | | | | | | | | | | | | | | | | | | | | | | | | | | | | | | | | | | | | | | | | | | | | | | | | | | | | | | | | | | | | | | | | | | | | | | | | | | | | | | | | | | | | | | | | | | | | | | | | | | | | | | | | | | | | | | | | | | | | | | | | | | | | | | | | | | | | | | | | | | | | | | | | | | | | | | | | | | | | | | | | | | | | | | | | | | | | | | | | | | | | | | | | | | | | | | | | | | | | | | | | | | |
| 1. | 70:08 | STA | Shane de Flores (5) | Keegan Tingey | | | | | | | | | | | | | | | | | | | | | | | | | | | | | | | | | | | | | | | | | | | | | | | | | | | | | | | | | | | | | | | | | | | | | | | | | | | | | | | | | | | | | | | | | | | | | | | | | | | | | | | | | | | | | | | | | | | | | | | | | | | | | | | | | | | | | | | | | | | | | | | | | | | | | | | | | | | | | | | | | | | | | | | | | | | | | | | | | | | | | | | | | | | | | | | | | | | | | | | | | | | | | | | | | | | | | | | | | | | | | | | | | | | | | | | | | |

| <p>Official Soccer Box Score - Final UCLA vs Rutgers 10/29/2022 Yurcak Field, Piscataway 2022-23 Men's Soccer</p> <p>Match Time: 1:00 PM Match Duration: 01:58 Attendance: 824</p> <p>Officials: Calin Radosav, Andrew Eitel, Ernest Zielski, Keith Fisher</p> <p>UCLA (9-5-1) vs. Rutgers (8-4-5) Date: 10/29/2022 • Attendance: 824</p> | <p>Goals by period</p> <table border="1"> <thead> <tr><th>1</th><th>2</th><th>Total</th></tr> </thead> <tbody> <tr><td>Bruins</td><td>1</td><td>0</td><td>1</td></tr> <tr><td>Scarlet Knights</td><td>0</td><td>0</td><td>0</td></tr> </tbody> </table> <p>Rutgers</p> <table border="1"> <thead> <tr><th>Pos #</th><th>Player</th><th>Sh</th><th>SO</th><th>G</th><th>A</th><th>Fo</th><th>Min</th></tr> </thead> <tbody> <tr><td>def 2</td><td>Thomas DeVizio</td><td>1</td><td>-</td><td>-</td><td>-</td><td>3</td><td>90</td></tr> <tr><td>def 3</td><td>Chris Tiao</td><td>-</td><td>-</td><td>-</td><td>-</td><td>-</td><td>75</td></tr> <tr><td>def 4</td><td>Hugo Le Guennec</td><td>2</td><td>-</td><td>-</td><td>-</td><td>1</td><td>90</td></tr> <tr><td>def 6</td><td>Cole Sotack</td><td>-</td><td>-</td><td>-</td><td>-</td><td>1</td><td>90</td></tr> <tr><td>mid 9</td><td>MD Myers</td><td>3</td><td>3</td><td>-</td><td>-</td><td>-</td><td>83</td></tr> <tr><td>mid 10</td><td>Pablo Avila</td><td>1</td><td>-</td><td>-</td><td>-</td><td>1</td><td>58</td></tr> <tr><td>mid 12</td><td>Jackson Temple</td><td>-</td><td>-</td><td>-</td><td>-</td><td>-</td><td>58</td></tr> <tr><td>mid 16</td><td>Matthew Acosta</td><td>-</td><td>-</td><td>-</td><td>-</td><td>2</td><td>79</td></tr> <tr><td>mid 18</td><td>Jason Bourque</td><td>2</td><td>1</td><td>-</td><td>-</td><td>-</td><td>65</td></tr> <tr><td>mid 24</td><td>Cole Cruthers</td><td>2</td><td>1</td><td>-</td><td>-</td><td>-</td><td>53</td></tr> <tr><td>gk 31</td><td>Ciaran Dalton</td><td>-</td><td>-</td><td>-</td><td>-</td><td>-</td><td>90</td></tr> <tr><td colspan="8">-- Substitutes --</td></tr> <tr><td>17</td><td>Ola Maeland</td><td>-</td><td>-</td><td>-</td><td>-</td><td>-</td><td>39</td></tr> <tr><td>20</td><td>Ian Abbey</td><td>3</td><td>-</td><td>-</td><td>-</td><td>-</td><td>36</td></tr> <tr><td>21</td><td>Nestor Cabrera</td><td>-</td><td>-</td><td>-</td><td>-</td><td>-</td><td>32</td></tr> <tr><td>22</td><td>Randy Arronis</td><td>1</td><td>1</td><td>-</td><td>-</td><td>-</td><td>37</td></tr> <tr><td>29</td><td>Bryan Keating</td><td>-</td><td>-</td><td>-</td><td>-</td><td>-</td><td>15</td></tr> <tr><td colspan="8">Totals</td></tr> <tr><td colspan="2"></td><td>15</td><td>6</td><td>-</td><td>-</td><td>-</td><td>8</td></tr> </tbody> </table> <p>Goalkeepers</p> <table border="1"> <thead> <tr><th>##</th><th>Goalkeepers</th><th>Dec</th><th>Min</th><th>GA</th><th>Saves</th></tr> </thead> <tbody> <tr><td>31</td><td>Ciaran Dalton</td><td>L</td><td>90:00</td><td>1</td><td>0</td></tr> </tbody> </table> <p>Win-Crockford, Nate (9-5-1), Loss-Dalton, Ciaran (6-2-4).</p> <p>Shots by period</p> <table border="1"> <thead> <tr><th>1</th><th>2</th><th>Total</th></tr> </thead> <tbody> <tr><td>Bruins</td><td>3</td><td>3</td><td>6</td></tr> <tr><td>Scarlet Knights</td><td>8</td><td>7</td><td>15</td></tr> </tbody> </table> <p>Corner kicks</p> <table border="1"> <thead> <tr><th>1</th><th>2</th><th>Total</th></tr> </thead> <tbody> <tr><td>Bruins</td><td>4</td><td>1</td><td>5</td></tr> <tr><td>Scarlet Knights</td><td>3</td><td>1</td><td>4</td></tr> </tbody> </table> <p>Scoring summary:</p> <table border="1"> <thead> <tr><th>No.</th><th>Time</th><th>Team</th><th>Goal scorer</th><th>Assist</th><th>Description</th></tr> </thead> <tbody> <tr><td>1.</td><td>24:18</td><td>UCL</td><td>Riley Ferch (3)</td><td>Tommy Silva Jose Sosa</td><td></td></tr> </tbody> </table> <p>Cautions and ejections: YC - Bruins #14 56:51; YC - Scarlet Knights #16 63:00; YC - Scarlet Knights #29 87:14</p> <p>Stadium: Yurcak Field Officials: Referee: Calin Radosav; Asst. Referee: Andrew Eitel; Ernest Zielski; Alt. Official: Keith Fisher; Offsides: UCLA 4, Rutgers 0.</p> | 1 | 2 | Total | Bruins | 1 | 0 | 1 | Scarlet Knights | 0 | 0 | 0 | Pos # | Player | Sh | SO | G | A | Fo | Min | def 2 | Thomas DeVizio | 1 | - | - | - | 3 | 90 | def 3 | Chris Tiao | - | - | - | - | - | 75 | def 4 | Hugo Le Guennec | 2 | - | - | - | 1 | 90 | def 6 | Cole Sotack | - | - | - | - | 1 | 90 | mid 9 | MD Myers | 3 | 3 | - | - | - | 83 | mid 10 | Pablo Avila | 1 | - | - | - | 1 | 58 | mid 12 | Jackson Temple | - | - | - | - | - | 58 | mid 16 | Matthew Acosta | - | - | - | - | 2 | 79 | mid 18 | Jason Bourque | 2 | 1 | - | - | - | 65 | mid 24 | Cole Cruthers | 2 | 1 | - | - | - | 53 | gk 31 | Ciaran Dalton | - | - | - | - | - | 90 | -- Substitutes -- | | | | | | | | 17 | Ola Maeland | - | - | - | - | - | 39 | 20 | Ian Abbey | 3 | - | - | - | - | 36 | 21 | Nestor Cabrera | - | - | - | - | - | 32 | 22 | Randy Arronis | 1 | 1 | - | - | - | 37 | 29 | Bryan Keating | - | - | - | - | - | 15 | Totals | | | | | | | | | | 15 | 6 | - | - | - | 8 | ## | Goalkeepers | Dec | Min | GA | Saves | 31 | Ciaran Dalton | L | 90:00 | 1 | 0 | 1 | 2 | Total | Bruins | 3 | 3 | 6 | Scarlet Knights | 8 | 7 | 15 | 1 | 2 | Total | Bruins | 4 | 1 | 5 | Scarlet Knights | 3 | 1 | 4 | No. | Time | Team | Goal scorer | Assist | Description | 1. | 24:18 | UCL | Riley Ferch (3) | Tommy Silva Jose Sosa | |
|---|---|-------|-----------------|--------------------------|-------------|----|-----|---|-----------------|---|---|---|-------|--------|----|----|---|---|----|-----|-------|----------------|---|---|---|---|---|----|-------|------------|---|---|---|---|---|----|-------|-----------------|---|---|---|---|---|----|-------|-------------|---|---|---|---|---|----|-------|----------|---|---|---|---|---|----|--------|-------------|---|---|---|---|---|----|--------|----------------|---|---|---|---|---|----|--------|----------------|---|---|---|---|---|----|--------|---------------|---|---|---|---|---|----|--------|---------------|---|---|---|---|---|----|-------|---------------|---|---|---|---|---|----|-------------------|--|--|--|--|--|--|--|----|-------------|---|---|---|---|---|----|----|-----------|---|---|---|---|---|----|----|----------------|---|---|---|---|---|----|----|---------------|---|---|---|---|---|----|----|---------------|---|---|---|---|---|----|--------|--|--|--|--|--|--|--|--|--|----|---|---|---|---|---|----|-------------|-----|-----|----|-------|----|---------------|---|-------|---|---|---|---|-------|--------|---|---|---|-----------------|---|---|----|---|---|-------|--------|---|---|---|-----------------|---|---|---|-----|------|------|-------------|--------|-------------|----|-------|-----|-----------------|--------------------------|--|
| | 1 | 2 | Total | | | | | | | | | | | | | | | | | | | | | | | | | | | | | | | | | | | | | | | | | | | | | | | | | | | | | | | | | | | | | | | | | | | | | | | | | | | | | | | | | | | | | | | | | | | | | | | | | | | | | | | | | | | | | | | | | | | | | | | | | | | | | | | | | | | | | | | | | | | | | | | | | | | | | | | | | | | | | | | | | | | | | | | | | | | | | | | | | | | | | | | | | | | | | | | | | | | | | | | | | | | | | | | | | | | | | | | |
| Bruins | 1 | 0 | 1 | | | | | | | | | | | | | | | | | | | | | | | | | | | | | | | | | | | | | | | | | | | | | | | | | | | | | | | | | | | | | | | | | | | | | | | | | | | | | | | | | | | | | | | | | | | | | | | | | | | | | | | | | | | | | | | | | | | | | | | | | | | | | | | | | | | | | | | | | | | | | | | | | | | | | | | | | | | | | | | | | | | | | | | | | | | | | | | | | | | | | | | | | | | | | | | | | | | | | | | | | | | | | | | | | | | | | | | |
| Scarlet Knights | 0 | 0 | 0 | | | | | | | | | | | | | | | | | | | | | | | | | | | | | | | | | | | | | | | | | | | | | | | | | | | | | | | | | | | | | | | | | | | | | | | | | | | | | | | | | | | | | | | | | | | | | | | | | | | | | | | | | | | | | | | | | | | | | | | | | | | | | | | | | | | | | | | | | | | | | | | | | | | | | | | | | | | | | | | | | | | | | | | | | | | | | | | | | | | | | | | | | | | | | | | | | | | | | | | | | | | | | | | | | | | | | | | |
| Pos # | Player | Sh | SO | G | A | Fo | Min | | | | | | | | | | | | | | | | | | | | | | | | | | | | | | | | | | | | | | | | | | | | | | | | | | | | | | | | | | | | | | | | | | | | | | | | | | | | | | | | | | | | | | | | | | | | | | | | | | | | | | | | | | | | | | | | | | | | | | | | | | | | | | | | | | | | | | | | | | | | | | | | | | | | | | | | | | | | | | | | | | | | | | | | | | | | | | | | | | | | | | | | | | | | | | | | | | | | | | | | | | | | | | | | | | | |
| def 2 | Thomas DeVizio | 1 | - | - | - | 3 | 90 | | | | | | | | | | | | | | | | | | | | | | | | | | | | | | | | | | | | | | | | | | | | | | | | | | | | | | | | | | | | | | | | | | | | | | | | | | | | | | | | | | | | | | | | | | | | | | | | | | | | | | | | | | | | | | | | | | | | | | | | | | | | | | | | | | | | | | | | | | | | | | | | | | | | | | | | | | | | | | | | | | | | | | | | | | | | | | | | | | | | | | | | | | | | | | | | | | | | | | | | | | | | | | | | | | | |
| def 3 | Chris Tiao | - | - | - | - | - | 75 | | | | | | | | | | | | | | | | | | | | | | | | | | | | | | | | | | | | | | | | | | | | | | | | | | | | | | | | | | | | | | | | | | | | | | | | | | | | | | | | | | | | | | | | | | | | | | | | | | | | | | | | | | | | | | | | | | | | | | | | | | | | | | | | | | | | | | | | | | | | | | | | | | | | | | | | | | | | | | | | | | | | | | | | | | | | | | | | | | | | | | | | | | | | | | | | | | | | | | | | | | | | | | | | | | | |
| def 4 | Hugo Le Guennec | 2 | - | - | - | 1 | 90 | | | | | | | | | | | | | | | | | | | | | | | | | | | | | | | | | | | | | | | | | | | | | | | | | | | | | | | | | | | | | | | | | | | | | | | | | | | | | | | | | | | | | | | | | | | | | | | | | | | | | | | | | | | | | | | | | | | | | | | | | | | | | | | | | | | | | | | | | | | | | | | | | | | | | | | | | | | | | | | | | | | | | | | | | | | | | | | | | | | | | | | | | | | | | | | | | | | | | | | | | | | | | | | | | | | |
| def 6 | Cole Sotack | - | - | - | - | 1 | 90 | | | | | | | | | | | | | | | | | | | | | | | | | | | | | | | | | | | | | | | | | | | | | | | | | | | | | | | | | | | | | | | | | | | | | | | | | | | | | | | | | | | | | | | | | | | | | | | | | | | | | | | | | | | | | | | | | | | | | | | | | | | | | | | | | | | | | | | | | | | | | | | | | | | | | | | | | | | | | | | | | | | | | | | | | | | | | | | | | | | | | | | | | | | | | | | | | | | | | | | | | | | | | | | | | | | |
| mid 9 | MD Myers | 3 | 3 | - | - | - | 83 | | | | | | | | | | | | | | | | | | | | | | | | | | | | | | | | | | | | | | | | | | | | | | | | | | | | | | | | | | | | | | | | | | | | | | | | | | | | | | | | | | | | | | | | | | | | | | | | | | | | | | | | | | | | | | | | | | | | | | | | | | | | | | | | | | | | | | | | | | | | | | | | | | | | | | | | | | | | | | | | | | | | | | | | | | | | | | | | | | | | | | | | | | | | | | | | | | | | | | | | | | | | | | | | | | | |
| mid 10 | Pablo Avila | 1 | - | - | - | 1 | 58 | | | | | | | | | | | | | | | | | | | | | | | | | | | | | | | | | | | | | | | | | | | | | | | | | | | | | | | | | | | | | | | | | | | | | | | | | | | | | | | | | | | | | | | | | | | | | | | | | | | | | | | | | | | | | | | | | | | | | | | | | | | | | | | | | | | | | | | | | | | | | | | | | | | | | | | | | | | | | | | | | | | | | | | | | | | | | | | | | | | | | | | | | | | | | | | | | | | | | | | | | | | | | | | | | | | |
| mid 12 | Jackson Temple | - | - | - | - | - | 58 | | | | | | | | | | | | | | | | | | | | | | | | | | | | | | | | | | | | | | | | | | | | | | | | | | | | | | | | | | | | | | | | | | | | | | | | | | | | | | | | | | | | | | | | | | | | | | | | | | | | | | | | | | | | | | | | | | | | | | | | | | | | | | | | | | | | | | | | | | | | | | | | | | | | | | | | | | | | | | | | | | | | | | | | | | | | | | | | | | | | | | | | | | | | | | | | | | | | | | | | | | | | | | | | | | | |
| mid 16 | Matthew Acosta | - | - | - | - | 2 | 79 | | | | | | | | | | | | | | | | | | | | | | | | | | | | | | | | | | | | | | | | | | | | | | | | | | | | | | | | | | | | | | | | | | | | | | | | | | | | | | | | | | | | | | | | | | | | | | | | | | | | | | | | | | | | | | | | | | | | | | | | | | | | | | | | | | | | | | | | | | | | | | | | | | | | | | | | | | | | | | | | | | | | | | | | | | | | | | | | | | | | | | | | | | | | | | | | | | | | | | | | | | | | | | | | | | | |
| mid 18 | Jason Bourque | 2 | 1 | - | - | - | 65 | | | | | | | | | | | | | | | | | | | | | | | | | | | | | | | | | | | | | | | | | | | | | | | | | | | | | | | | | | | | | | | | | | | | | | | | | | | | | | | | | | | | | | | | | | | | | | | | | | | | | | | | | | | | | | | | | | | | | | | | | | | | | | | | | | | | | | | | | | | | | | | | | | | | | | | | | | | | | | | | | | | | | | | | | | | | | | | | | | | | | | | | | | | | | | | | | | | | | | | | | | | | | | | | | | | |
| mid 24 | Cole Cruthers | 2 | 1 | - | - | - | 53 | | | | | | | | | | | | | | | | | | | | | | | | | | | | | | | | | | | | | | | | | | | | | | | | | | | | | | | | | | | | | | | | | | | | | | | | | | | | | | | | | | | | | | | | | | | | | | | | | | | | | | | | | | | | | | | | | | | | | | | | | | | | | | | | | | | | | | | | | | | | | | | | | | | | | | | | | | | | | | | | | | | | | | | | | | | | | | | | | | | | | | | | | | | | | | | | | | | | | | | | | | | | | | | | | | | |
| gk 31 | Ciaran Dalton | - | - | - | - | - | 90 | | | | | | | | | | | | | | | | | | | | | | | | | | | | | | | | | | | | | | | | | | | | | | | | | | | | | | | | | | | | | | | | | | | | | | | | | | | | | | | | | | | | | | | | | | | | | | | | | | | | | | | | | | | | | | | | | | | | | | | | | | | | | | | | | | | | | | | | | | | | | | | | | | | | | | | | | | | | | | | | | | | | | | | | | | | | | | | | | | | | | | | | | | | | | | | | | | | | | | | | | | | | | | | | | | | |
| -- Substitutes -- | | | | | | | | | | | | | | | | | | | | | | | | | | | | | | | | | | | | | | | | | | | | | | | | | | | | | | | | | | | | | | | | | | | | | | | | | | | | | | | | | | | | | | | | | | | | | | | | | | | | | | | | | | | | | | | | | | | | | | | | | | | | | | | | | | | | | | | | | | | | | | | | | | | | | | | | | | | | | | | | | | | | | | | | | | | | | | | | | | | | | | | | | | | | | | | | | | | | | | | | | | | | | | | | | | | | | | | | | | |
| 17 | Ola Maeland | - | - | - | - | - | 39 | | | | | | | | | | | | | | | | | | | | | | | | | | | | | | | | | | | | | | | | | | | | | | | | | | | | | | | | | | | | | | | | | | | | | | | | | | | | | | | | | | | | | | | | | | | | | | | | | | | | | | | | | | | | | | | | | | | | | | | | | | | | | | | | | | | | | | | | | | | | | | | | | | | | | | | | | | | | | | | | | | | | | | | | | | | | | | | | | | | | | | | | | | | | | | | | | | | | | | | | | | | | | | | | | | | |
| 20 | Ian Abbey | 3 | - | - | - | - | 36 | | | | | | | | | | | | | | | | | | | | | | | | | | | | | | | | | | | | | | | | | | | | | | | | | | | | | | | | | | | | | | | | | | | | | | | | | | | | | | | | | | | | | | | | | | | | | | | | | | | | | | | | | | | | | | | | | | | | | | | | | | | | | | | | | | | | | | | | | | | | | | | | | | | | | | | | | | | | | | | | | | | | | | | | | | | | | | | | | | | | | | | | | | | | | | | | | | | | | | | | | | | | | | | | | | | |
| 21 | Nestor Cabrera | - | - | - | - | - | 32 | | | | | | | | | | | | | | | | | | | | | | | | | | | | | | | | | | | | | | | | | | | | | | | | | | | | | | | | | | | | | | | | | | | | | | | | | | | | | | | | | | | | | | | | | | | | | | | | | | | | | | | | | | | | | | | | | | | | | | | | | | | | | | | | | | | | | | | | | | | | | | | | | | | | | | | | | | | | | | | | | | | | | | | | | | | | | | | | | | | | | | | | | | | | | | | | | | | | | | | | | | | | | | | | | | | |
| 22 | Randy Arronis | 1 | 1 | - | - | - | 37 | | | | | | | | | | | | | | | | | | | | | | | | | | | | | | | | | | | | | | | | | | | | | | | | | | | | | | | | | | | | | | | | | | | | | | | | | | | | | | | | | | | | | | | | | | | | | | | | | | | | | | | | | | | | | | | | | | | | | | | | | | | | | | | | | | | | | | | | | | | | | | | | | | | | | | | | | | | | | | | | | | | | | | | | | | | | | | | | | | | | | | | | | | | | | | | | | | | | | | | | | | | | | | | | | | | |
| 29 | Bryan Keating | - | - | - | - | - | 15 | | | | | | | | | | | | | | | | | | | | | | | | | | | | | | | | | | | | | | | | | | | | | | | | | | | | | | | | | | | | | | | | | | | | | | | | | | | | | | | | | | | | | | | | | | | | | | | | | | | | | | | | | | | | | | | | | | | | | | | | | | | | | | | | | | | | | | | | | | | | | | | | | | | | | | | | | | | | | | | | | | | | | | | | | | | | | | | | | | | | | | | | | | | | | | | | | | | | | | | | | | | | | | | | | | | |
| Totals | | | | | | | | | | | | | | | | | | | | | | | | | | | | | | | | | | | | | | | | | | | | | | | | | | | | | | | | | | | | | | | | | | | | | | | | | | | | | | | | | | | | | | | | | | | | | | | | | | | | | | | | | | | | | | | | | | | | | | | | | | | | | | | | | | | | | | | | | | | | | | | | | | | | | | | | | | | | | | | | | | | | | | | | | | | | | | | | | | | | | | | | | | | | | | | | | | | | | | | | | | | | | | | | | | | | | | | | | | |
| | | 15 | 6 | - | - | - | 8 | | | | | | | | | | | | | | | | | | | | | | | | | | | | | | | | | | | | | | | | | | | | | | | | | | | | | | | | | | | | | | | | | | | | | | | | | | | | | | | | | | | | | | | | | | | | | | | | | | | | | | | | | | | | | | | | | | | | | | | | | | | | | | | | | | | | | | | | | | | | | | | | | | | | | | | | | | | | | | | | | | | | | | | | | | | | | | | | | | | | | | | | | | | | | | | | | | | | | | | | | | | | | | | | | | | |
| ## | Goalkeepers | Dec | Min | GA | Saves | | | | | | | | | | | | | | | | | | | | | | | | | | | | | | | | | | | | | | | | | | | | | | | | | | | | | | | | | | | | | | | | | | | | | | | | | | | | | | | | | | | | | | | | | | | | | | | | | | | | | | | | | | | | | | | | | | | | | | | | | | | | | | | | | | | | | | | | | | | | | | | | | | | | | | | | | | | | | | | | | | | | | | | | | | | | | | | | | | | | | | | | | | | | | | | | | | | | | | | | | | | | | | | | | | | | | |
| 31 | Ciaran Dalton | L | 90:00 | 1 | 0 | | | | | | | | | | | | | | | | | | | | | | | | | | | | | | | | | | | | | | | | | | | | | | | | | | | | | | | | | | | | | | | | | | | | | | | | | | | | | | | | | | | | | | | | | | | | | | | | | | | | | | | | | | | | | | | | | | | | | | | | | | | | | | | | | | | | | | | | | | | | | | | | | | | | | | | | | | | | | | | | | | | | | | | | | | | | | | | | | | | | | | | | | | | | | | | | | | | | | | | | | | | | | | | | | | | | | |
| 1 | 2 | Total | | | | | | | | | | | | | | | | | | | | | | | | | | | | | | | | | | | | | | | | | | | | | | | | | | | | | | | | | | | | | | | | | | | | | | | | | | | | | | | | | | | | | | | | | | | | | | | | | | | | | | | | | | | | | | | | | | | | | | | | | | | | | | | | | | | | | | | | | | | | | | | | | | | | | | | | | | | | | | | | | | | | | | | | | | | | | | | | | | | | | | | | | | | | | | | | | | | | | | | | | | | | | | | | | | | | | | | | |
| Bruins | 3 | 3 | 6 | | | | | | | | | | | | | | | | | | | | | | | | | | | | | | | | | | | | | | | | | | | | | | | | | | | | | | | | | | | | | | | | | | | | | | | | | | | | | | | | | | | | | | | | | | | | | | | | | | | | | | | | | | | | | | | | | | | | | | | | | | | | | | | | | | | | | | | | | | | | | | | | | | | | | | | | | | | | | | | | | | | | | | | | | | | | | | | | | | | | | | | | | | | | | | | | | | | | | | | | | | | | | | | | | | | | | | | |
| Scarlet Knights | 8 | 7 | 15 | | | | | | | | | | | | | | | | | | | | | | | | | | | | | | | | | | | | | | | | | | | | | | | | | | | | | | | | | | | | | | | | | | | | | | | | | | | | | | | | | | | | | | | | | | | | | | | | | | | | | | | | | | | | | | | | | | | | | | | | | | | | | | | | | | | | | | | | | | | | | | | | | | | | | | | | | | | | | | | | | | | | | | | | | | | | | | | | | | | | | | | | | | | | | | | | | | | | | | | | | | | | | | | | | | | | | | | |
| 1 | 2 | Total | | | | | | | | | | | | | | | | | | | | | | | | | | | | | | | | | | | | | | | | | | | | | | | | | | | | | | | | | | | | | | | | | | | | | | | | | | | | | | | | | | | | | | | | | | | | | | | | | | | | | | | | | | | | | | | | | | | | | | | | | | | | | | | | | | | | | | | | | | | | | | | | | | | | | | | | | | | | | | | | | | | | | | | | | | | | | | | | | | | | | | | | | | | | | | | | | | | | | | | | | | | | | | | | | | | | | | | | |
| Bruins | 4 | 1 | 5 | | | | | | | | | | | | | | | | | | | | | | | | | | | | | | | | | | | | | | | | | | | | | | | | | | | | | | | | | | | | | | | | | | | | | | | | | | | | | | | | | | | | | | | | | | | | | | | | | | | | | | | | | | | | | | | | | | | | | | | | | | | | | | | | | | | | | | | | | | | | | | | | | | | | | | | | | | | | | | | | | | | | | | | | | | | | | | | | | | | | | | | | | | | | | | | | | | | | | | | | | | | | | | | | | | | | | | | |
| Scarlet Knights | 3 | 1 | 4 | | | | | | | | | | | | | | | | | | | | | | | | | | | | | | | | | | | | | | | | | | | | | | | | | | | | | | | | | | | | | | | | | | | | | | | | | | | | | | | | | | | | | | | | | | | | | | | | | | | | | | | | | | | | | | | | | | | | | | | | | | | | | | | | | | | | | | | | | | | | | | | | | | | | | | | | | | | | | | | | | | | | | | | | | | | | | | | | | | | | | | | | | | | | | | | | | | | | | | | | | | | | | | | | | | | | | | | |
| No. | Time | Team | Goal scorer | Assist | Description | | | | | | | | | | | | | | | | | | | | | | | | | | | | | | | | | | | | | | | | | | | | | | | | | | | | | | | | | | | | | | | | | | | | | | | | | | | | | | | | | | | | | | | | | | | | | | | | | | | | | | | | | | | | | | | | | | | | | | | | | | | | | | | | | | | | | | | | | | | | | | | | | | | | | | | | | | | | | | | | | | | | | | | | | | | | | | | | | | | | | | | | | | | | | | | | | | | | | | | | | | | | | | | | | | | | | |
| 1. | 24:18 | UCL | Riley Ferch (3) | Tommy Silva Jose Sosa | | | | | | | | | | | | | | | | | | | | | | | | | | | | | | | | | | | | | | | | | | | | | | | | | | | | | | | | | | | | | | | | | | | | | | | | | | | | | | | | | | | | | | | | | | | | | | | | | | | | | | | | | | | | | | | | | | | | | | | | | | | | | | | | | | | | | | | | | | | | | | | | | | | | | | | | | | | | | | | | | | | | | | | | | | | | | | | | | | | | | | | | | | | | | | | | | | | | | | | | | | | | | | | | | | | | | | |

| <p>Official Soccer Box Score - Final UCLA vs Washington 11/3/2022 Husky Soccer Stadium, Seattle 2022-23 Men's Soccer</p> <p>Match Time: 8:00 PM Match Duration: 02:24 Attendance: 1030</p> <p>Officials: Lucas Brooks, Will Nicolls, Chris Turner, Diego Rolas</p> <p>UCLA (9-6-1, 3-4-1) vs. Washington (14-0-3, 6-0-2) Date: 11/4/2022 • Attendance: 1030</p> | <p>Goals by period</p> <table border="1"> <thead> <tr><th>1</th><th>2</th><th>Total</th></tr> </thead> <tbody> <tr><td>Bruins</td><td>1</td><td>1</td><td>2</td></tr> <tr><td>Huskies</td><td>1</td><td>2</td><td>3</td></tr> </tbody> </table> <p>UCLA</p> <table border="1"> <thead> <tr><th>Pos #</th><th>Player</th><th>Sh</th><th>SO</th><th>G</th><th>A</th><th>Fo</th><th>Min</th></tr> </thead> <tbody> <tr><td>gk 1</td><td>Nate Crockford</td><td>-</td><td>-</td><td>-</td><td>-</td><td>-</td><td>90</td></tr> <tr><td>def 2</td><td>Aaron Edwards</td><td>-</td><td>-</td><td>-</td><td>1</td><td>-</td><td>71</td></tr> <tr><td>def 3</td><td>Tommy Silva</td><td>-</td><td>-</td><td>-</td><td>-</td><td>-</td><td>75</td></tr> <tr><td>mid 7</td><td>Jose Sosa</td><td>-</td><td>-</td><td>-</td><td>-</td><td>-</td><td>70</td></tr> <tr><td>mid 10</td><td>Riley Ferch</td><td>1</td><td>1</td><td>-</td><td>-</td><td>-</td><td>82</td></tr> <tr><td>mid 12</td><td>Grayson Doody</td><td>-</td><td>-</td><td>-</td><td>-</td><td>-</td><td>54</td></tr> <tr><td>mid 14</td><td>Jose Contell</td><td>-</td><td>-</td><td>-</td><td>-</td><td>2</td><td>84</td></tr> <tr><td>mid 17</td><td>Charlie Crockford</td><td>-</td><td>-</td><td>-</td><td>-</td><td>1</td><td>33</td></tr> <tr><td>def 24</td><td>Nicolas Blassou</td><td>-</td><td>-</td><td>-</td><td>-</td><td>-</td><td>76</td></tr> <tr><td>def 26</td><td>JC Cortez</td><td>-</td><td>-</td><td>-</td><td>-</td><td>1</td><td>90</td></tr> <tr><td colspan="8">-- Substitutes --</td></tr> <tr><td>4</td><td>Pietro Grassi</td><td>-</td><td>-</td><td>-</td><td>-</td><td>-</td><td>48</td></tr> <tr><td>6</td><td>Tarun Karumanchi</td><td>-</td><td>-</td><td>-</td><td>-</td><td>-</td><td>14</td></tr> <tr><td>8</td><td>Andre Ochoa</td><td>-</td><td>-</td><td>-</td><td>-</td><td>-</td><td>14</td></tr> <tr><td>11</td><td>Tucker Lepley</td><td>1</td><td>1</td><td>1</td><td>1</td><td>-</td><td>59</td></tr> <tr><td>13</td><td>Pablo Greenlee</td><td>-</td><td>-</td><td>-</td><td>-</td><td>-</td><td>8</td></tr> <tr><td>20</td><td>Thomas Raimbault</td><td>1</td><td>1</td><td>1</td><td>-</td><td>-</td><td>11</td></tr> <tr><td>21</td><td>Constantinos Michaelides</td><td>1</td><td>1</td><td>-</td><td>-</td><td>-</td><td>14</td></tr> <tr><td>25</td><td>Cam Wikerson</td><td>-</td><td>-</td><td>-</td><td>-</td><td>-</td><td>6</td></tr> <tr><td colspan="8">Totals</td></tr> <tr><td colspan="2"></td><td>5</td><td>4</td><td>2</td><td>2</td><td>9</td><td></td></tr> </tbody> </table> <p>Goalkeepers</p> <table border="1"> <thead> <tr><th>##</th><th>Goalkeepers</th><th>Dec</th><th>Min</th><th>GA</th><th>Saves</th></tr> </thead> <tbody> <tr><td>1</td><td>Nate Crockford</td><td>L</td><td>90:00</td><td>3</td><td>4</td></tr> </tbody> </table> <p>Win-Fowler, Sam (10-0-1), Loss-Crockford, Nate (9-6-1).</p> <p>Shots by period</p> <table border="1"> <thead> <tr><th>1</th><th>2</th><th>Total</th></tr> </thead> <tbody> <tr><td>Bruins</td><td>2</td><td>3</td><td>5</td></tr> <tr><td>Huskies</td><td>6</td><td>6</td><td>12</td></tr> </tbody> </table> <p>Corner kicks</p> <table border="1"> <thead> <tr><th>1</th><th>2</th><th>Total</th></tr> </thead> <tbody> <tr><td>Bruins</td><td>1</td><td>0</td><td>1</td></tr> <tr><td>Huskies</td><td>1</td><td>6</td><td>7</td></tr> </tbody> </table> <p>Scoring summary:</p> <table border="1"> <thead> <tr><th>No.</th><th>Time</th><th>Team</th><th>Goal scorer</th><th>Assist</th><th>Description</th></tr> </thead> <tbody> <tr><td>1.</td><td>08:42</td><td>WAS</td><td>Ilijah Paul (11)</td><td>Nick Scardina Imanol Rosales</td><td></td></tr> <tr><td>2.</td><td>29:43</td><td>UCL</td><td>Tucker Lepley (1)</td><td>Aaron Edwards</td><td></td></tr> <tr><td>3.</td><td>47:18</td><td>WAS</td><td>Lucas Meek (10)</td><td>Nick Scardina Ilijah Paul</td><td></td></tr> <tr><td>4.</td><td>65:51</td><td>WAS</td><td>Gio Miglietti (5)</td><td>Penalty kick</td><td></td></tr> <tr><td>5.</td><td>88:37</td><td>UCL</td><td>Thomas Raimbault (1)</td><td>Tucker Lepley</td><td></td></tr> </tbody> </table> <p>Cautions and ejections:</p> <p>Saves by period</p> <table border="1"> <thead> <tr><th>1</th><th>2</th><th>Total</th></tr> </thead> <tbody> <tr><td>Bruins</td><td>3</td><td>1</td><td>4</td></tr> <tr><td>Huskies</td><td>1</td><td>1</td><td>2</td></tr> </tbody> </table> <p>Fouls</p> <table border="1"> <thead> <tr><th>1</th><th>2</th><th>Total</th></tr> </thead> <tbody> <tr><td>Bruins</td><td>4</td><td>5</td><td>9</td></tr> <tr><td>Huskies</td><td>5</td><td>3</td><td>8</td></tr> </tbody> </table> | 1 | 2 | Total | Bruins | 1 | 1 | 2 | Huskies | 1 | 2 | 3 | Pos # | Player | Sh | SO | G | A | Fo | Min | gk 1 | Nate Crockford | - | - | - | - | - | 90 | def 2 | Aaron Edwards | - | - | - | 1 | - | 71 | def 3 | Tommy Silva | - | - | - | - | - | 75 | mid 7 | Jose Sosa | - | - | - | - | - | 70 | mid 10 | Riley Ferch | 1 | 1 | - | - | - | 82 | mid 12 | Grayson Doody | - | - | - | - | - | 54 | mid 14 | Jose Contell | - | - | - | - | 2 | 84 | mid 17 | Charlie Crockford | - | - | - | - | 1 | 33 | def 24 | Nicolas Blassou | - | - | - | - | - | 76 | def 26 | JC Cortez | - | - | - | - | 1 | 90 | -- Substitutes -- | | | | | | | | 4 | Pietro Grassi | - | - | - | - | - | 48 | 6 | Tarun Karumanchi | - | - | - | - | - | 14 | 8 | Andre Ochoa | - | - | - | - | - | 14 | 11 | Tucker Lepley | 1 | 1 | 1 | 1 | - | 59 | 13 | Pablo Greenlee | - | - | - | - | - | 8 | 20 | Thomas Raimbault | 1 | 1 | 1 | - | - | 11 | 21 | Constantinos Michaelides | 1 | 1 | - | - | - | 14 | 25 | Cam Wikerson | - | - | - | - | - | 6 | Totals | | | | | | | | | | 5 | 4 | 2 | 2 | 9 | | ## | Goalkeepers | Dec | Min | GA | Saves | 1 | Nate Crockford | L | 90:00 | 3 | 4 | 1 | 2 | Total | Bruins | 2 | 3 | 5 | Huskies | 6 | 6 | 12 | 1 | 2 | Total | Bruins | 1 | 0 | 1 | Huskies | 1 | 6 | 7 | No. | Time | Team | Goal scorer | Assist | Description | 1. | 08:42 | WAS | Ilijah Paul (11) | Nick Scardina Imanol Rosales | | 2. | 29:43 | UCL | Tucker Lepley (1) | Aaron Edwards | | 3. | 47:18 | WAS | Lucas Meek (10) | Nick Scardina Ilijah Paul | | 4. | 65:51 | WAS | Gio Miglietti (5) | Penalty kick | | 5. | 88:37 | UCL | Thomas Raimbault (1) | Tucker Lepley | | 1 | 2 | Total | Bruins | 3 | 1 | 4 | Huskies | 1 | 1 | 2 | 1 | 2 | Total | Bruins | 4 | 5 | 9 | Huskies | 5 | 3 | 8 |
|---|---|-------|----------------------|---------------------------------|-------------|----|-----|---|---------|---|---|---|-------|--------|----|----|---|---|----|-----|------|----------------|---|---|---|---|---|----|-------|---------------|---|---|---|---|---|----|-------|-------------|---|---|---|---|---|----|-------|-----------|---|---|---|---|---|----|--------|-------------|---|---|---|---|---|----|--------|---------------|---|---|---|---|---|----|--------|--------------|---|---|---|---|---|----|--------|-------------------|---|---|---|---|---|----|--------|-----------------|---|---|---|---|---|----|--------|-----------|---|---|---|---|---|----|-------------------|--|--|--|--|--|--|--|---|---------------|---|---|---|---|---|----|---|------------------|---|---|---|---|---|----|---|-------------|---|---|---|---|---|----|----|---------------|---|---|---|---|---|----|----|----------------|---|---|---|---|---|---|----|------------------|---|---|---|---|---|----|----|--------------------------|---|---|---|---|---|----|----|--------------|---|---|---|---|---|---|--------|--|--|--|--|--|--|--|--|--|---|---|---|---|---|--|----|-------------|-----|-----|----|-------|---|----------------|---|-------|---|---|---|---|-------|--------|---|---|---|---------|---|---|----|---|---|-------|--------|---|---|---|---------|---|---|---|-----|------|------|-------------|--------|-------------|----|-------|-----|------------------|---------------------------------|--|----|-------|-----|-------------------|---------------|--|----|-------|-----|-----------------|------------------------------|--|----|-------|-----|-------------------|--------------|--|----|-------|-----|----------------------|---------------|--|---|---|-------|--------|---|---|---|---------|---|---|---|---|---|-------|--------|---|---|---|---------|---|---|---|
| | 1 | 2 | Total | | | | | | | | | | | | | | | | | | | | | | | | | | | | | | | | | | | | | | | | | | | | | | | | | | | | | | | | | | | | | | | | | | | | | | | | | | | | | | | | | | | | | | | | | | | | | | | | | | | | | | | | | | | | | | | | | | | | | | | | | | | | | | | | | | | | | | | | | | | | | | | | | | | | | | | | | | | | | | | | | | | | | | | | | | | | | | | | | | | | | | | | | | | | | | | | | | | | | | | | | | | | | | | | | | | | | | | | | | | | | | | | | | | | | | | | | | | | | | | | | | | | | | | | | | | | | | | | | | | | | | | | | | | | | | | | | | | | | |
| Bruins | 1 | 1 | 2 | | | | | | | | | | | | | | | | | | | | | | | | | | | | | | | | | | | | | | | | | | | | | | | | | | | | | | | | | | | | | | | | | | | | | | | | | | | | | | | | | | | | | | | | | | | | | | | | | | | | | | | | | | | | | | | | | | | | | | | | | | | | | | | | | | | | | | | | | | | | | | | | | | | | | | | | | | | | | | | | | | | | | | | | | | | | | | | | | | | | | | | | | | | | | | | | | | | | | | | | | | | | | | | | | | | | | | | | | | | | | | | | | | | | | | | | | | | | | | | | | | | | | | | | | | | | | | | | | | | | | | | | | | | | | | | | | | | | | |
| Huskies | 1 | 2 | 3 | | | | | | | | | | | | | | | | | | | | | | | | | | | | | | | | | | | | | | | | | | | | | | | | | | | | | | | | | | | | | | | | | | | | | | | | | | | | | | | | | | | | | | | | | | | | | | | | | | | | | | | | | | | | | | | | | | | | | | | | | | | | | | | | | | | | | | | | | | | | | | | | | | | | | | | | | | | | | | | | | | | | | | | | | | | | | | | | | | | | | | | | | | | | | | | | | | | | | | | | | | | | | | | | | | | | | | | | | | | | | | | | | | | | | | | | | | | | | | | | | | | | | | | | | | | | | | | | | | | | | | | | | | | | | | | | | | | | | |
| Pos # | Player | Sh | SO | G | A | Fo | Min | | | | | | | | | | | | | | | | | | | | | | | | | | | | | | | | | | | | | | | | | | | | | | | | | | | | | | | | | | | | | | | | | | | | | | | | | | | | | | | | | | | | | | | | | | | | | | | | | | | | | | | | | | | | | | | | | | | | | | | | | | | | | | | | | | | | | | | | | | | | | | | | | | | | | | | | | | | | | | | | | | | | | | | | | | | | | | | | | | | | | | | | | | | | | | | | | | | | | | | | | | | | | | | | | | | | | | | | | | | | | | | | | | | | | | | | | | | | | | | | | | | | | | | | | | | | | | | | | | | | | | | | | | | | | | | | | |
| gk 1 | Nate Crockford | - | - | - | - | - | 90 | | | | | | | | | | | | | | | | | | | | | | | | | | | | | | | | | | | | | | | | | | | | | | | | | | | | | | | | | | | | | | | | | | | | | | | | | | | | | | | | | | | | | | | | | | | | | | | | | | | | | | | | | | | | | | | | | | | | | | | | | | | | | | | | | | | | | | | | | | | | | | | | | | | | | | | | | | | | | | | | | | | | | | | | | | | | | | | | | | | | | | | | | | | | | | | | | | | | | | | | | | | | | | | | | | | | | | | | | | | | | | | | | | | | | | | | | | | | | | | | | | | | | | | | | | | | | | | | | | | | | | | | | | | | | | | | | |
| def 2 | Aaron Edwards | - | - | - | 1 | - | 71 | | | | | | | | | | | | | | | | | | | | | | | | | | | | | | | | | | | | | | | | | | | | | | | | | | | | | | | | | | | | | | | | | | | | | | | | | | | | | | | | | | | | | | | | | | | | | | | | | | | | | | | | | | | | | | | | | | | | | | | | | | | | | | | | | | | | | | | | | | | | | | | | | | | | | | | | | | | | | | | | | | | | | | | | | | | | | | | | | | | | | | | | | | | | | | | | | | | | | | | | | | | | | | | | | | | | | | | | | | | | | | | | | | | | | | | | | | | | | | | | | | | | | | | | | | | | | | | | | | | | | | | | | | | | | | | | | |
| def 3 | Tommy Silva | - | - | - | - | - | 75 | | | | | | | | | | | | | | | | | | | | | | | | | | | | | | | | | | | | | | | | | | | | | | | | | | | | | | | | | | | | | | | | | | | | | | | | | | | | | | | | | | | | | | | | | | | | | | | | | | | | | | | | | | | | | | | | | | | | | | | | | | | | | | | | | | | | | | | | | | | | | | | | | | | | | | | | | | | | | | | | | | | | | | | | | | | | | | | | | | | | | | | | | | | | | | | | | | | | | | | | | | | | | | | | | | | | | | | | | | | | | | | | | | | | | | | | | | | | | | | | | | | | | | | | | | | | | | | | | | | | | | | | | | | | | | | | | |
| mid 7 | Jose Sosa | - | - | - | - | - | 70 | | | | | | | | | | | | | | | | | | | | | | | | | | | | | | | | | | | | | | | | | | | | | | | | | | | | | | | | | | | | | | | | | | | | | | | | | | | | | | | | | | | | | | | | | | | | | | | | | | | | | | | | | | | | | | | | | | | | | | | | | | | | | | | | | | | | | | | | | | | | | | | | | | | | | | | | | | | | | | | | | | | | | | | | | | | | | | | | | | | | | | | | | | | | | | | | | | | | | | | | | | | | | | | | | | | | | | | | | | | | | | | | | | | | | | | | | | | | | | | | | | | | | | | | | | | | | | | | | | | | | | | | | | | | | | | | | |
| mid 10 | Riley Ferch | 1 | 1 | - | - | - | 82 | | | | | | | | | | | | | | | | | | | | | | | | | | | | | | | | | | | | | | | | | | | | | | | | | | | | | | | | | | | | | | | | | | | | | | | | | | | | | | | | | | | | | | | | | | | | | | | | | | | | | | | | | | | | | | | | | | | | | | | | | | | | | | | | | | | | | | | | | | | | | | | | | | | | | | | | | | | | | | | | | | | | | | | | | | | | | | | | | | | | | | | | | | | | | | | | | | | | | | | | | | | | | | | | | | | | | | | | | | | | | | | | | | | | | | | | | | | | | | | | | | | | | | | | | | | | | | | | | | | | | | | | | | | | | | | | | |
| mid 12 | Grayson Doody | - | - | - | - | - | 54 | | | | | | | | | | | | | | | | | | | | | | | | | | | | | | | | | | | | | | | | | | | | | | | | | | | | | | | | | | | | | | | | | | | | | | | | | | | | | | | | | | | | | | | | | | | | | | | | | | | | | | | | | | | | | | | | | | | | | | | | | | | | | | | | | | | | | | | | | | | | | | | | | | | | | | | | | | | | | | | | | | | | | | | | | | | | | | | | | | | | | | | | | | | | | | | | | | | | | | | | | | | | | | | | | | | | | | | | | | | | | | | | | | | | | | | | | | | | | | | | | | | | | | | | | | | | | | | | | | | | | | | | | | | | | | | | | |
| mid 14 | Jose Contell | - | - | - | - | 2 | 84 | | | | | | | | | | | | | | | | | | | | | | | | | | | | | | | | | | | | | | | | | | | | | | | | | | | | | | | | | | | | | | | | | | | | | | | | | | | | | | | | | | | | | | | | | | | | | | | | | | | | | | | | | | | | | | | | | | | | | | | | | | | | | | | | | | | | | | | | | | | | | | | | | | | | | | | | | | | | | | | | | | | | | | | | | | | | | | | | | | | | | | | | | | | | | | | | | | | | | | | | | | | | | | | | | | | | | | | | | | | | | | | | | | | | | | | | | | | | | | | | | | | | | | | | | | | | | | | | | | | | | | | | | | | | | | | | | |
| mid 17 | Charlie Crockford | - | - | - | - | 1 | 33 | | | | | | | | | | | | | | | | | | | | | | | | | | | | | | | | | | | | | | | | | | | | | | | | | | | | | | | | | | | | | | | | | | | | | | | | | | | | | | | | | | | | | | | | | | | | | | | | | | | | | | | | | | | | | | | | | | | | | | | | | | | | | | | | | | | | | | | | | | | | | | | | | | | | | | | | | | | | | | | | | | | | | | | | | | | | | | | | | | | | | | | | | | | | | | | | | | | | | | | | | | | | | | | | | | | | | | | | | | | | | | | | | | | | | | | | | | | | | | | | | | | | | | | | | | | | | | | | | | | | | | | | | | | | | | | | | |
| def 24 | Nicolas Blassou | - | - | - | - | - | 76 | | | | | | | | | | | | | | | | | | | | | | | | | | | | | | | | | | | | | | | | | | | | | | | | | | | | | | | | | | | | | | | | | | | | | | | | | | | | | | | | | | | | | | | | | | | | | | | | | | | | | | | | | | | | | | | | | | | | | | | | | | | | | | | | | | | | | | | | | | | | | | | | | | | | | | | | | | | | | | | | | | | | | | | | | | | | | | | | | | | | | | | | | | | | | | | | | | | | | | | | | | | | | | | | | | | | | | | | | | | | | | | | | | | | | | | | | | | | | | | | | | | | | | | | | | | | | | | | | | | | | | | | | | | | | | | | | |
| def 26 | JC Cortez | - | - | - | - | 1 | 90 | | | | | | | | | | | | | | | | | | | | | | | | | | | | | | | | | | | | | | | | | | | | | | | | | | | | | | | | | | | | | | | | | | | | | | | | | | | | | | | | | | | | | | | | | | | | | | | | | | | | | | | | | | | | | | | | | | | | | | | | | | | | | | | | | | | | | | | | | | | | | | | | | | | | | | | | | | | | | | | | | | | | | | | | | | | | | | | | | | | | | | | | | | | | | | | | | | | | | | | | | | | | | | | | | | | | | | | | | | | | | | | | | | | | | | | | | | | | | | | | | | | | | | | | | | | | | | | | | | | | | | | | | | | | | | | | | |
| -- Substitutes -- | | | | | | | | | | | | | | | | | | | | | | | | | | | | | | | | | | | | | | | | | | | | | | | | | | | | | | | | | | | | | | | | | | | | | | | | | | | | | | | | | | | | | | | | | | | | | | | | | | | | | | | | | | | | | | | | | | | | | | | | | | | | | | | | | | | | | | | | | | | | | | | | | | | | | | | | | | | | | | | | | | | | | | | | | | | | | | | | | | | | | | | | | | | | | | | | | | | | | | | | | | | | | | | | | | | | | | | | | | | | | | | | | | | | | | | | | | | | | | | | | | | | | | | | | | | | | | | | | | | | | | | | | | | | | | | | | | | | | | | | |
| 4 | Pietro Grassi | - | - | - | - | - | 48 | | | | | | | | | | | | | | | | | | | | | | | | | | | | | | | | | | | | | | | | | | | | | | | | | | | | | | | | | | | | | | | | | | | | | | | | | | | | | | | | | | | | | | | | | | | | | | | | | | | | | | | | | | | | | | | | | | | | | | | | | | | | | | | | | | | | | | | | | | | | | | | | | | | | | | | | | | | | | | | | | | | | | | | | | | | | | | | | | | | | | | | | | | | | | | | | | | | | | | | | | | | | | | | | | | | | | | | | | | | | | | | | | | | | | | | | | | | | | | | | | | | | | | | | | | | | | | | | | | | | | | | | | | | | | | | | | |
| 6 | Tarun Karumanchi | - | - | - | - | - | 14 | | | | | | | | | | | | | | | | | | | | | | | | | | | | | | | | | | | | | | | | | | | | | | | | | | | | | | | | | | | | | | | | | | | | | | | | | | | | | | | | | | | | | | | | | | | | | | | | | | | | | | | | | | | | | | | | | | | | | | | | | | | | | | | | | | | | | | | | | | | | | | | | | | | | | | | | | | | | | | | | | | | | | | | | | | | | | | | | | | | | | | | | | | | | | | | | | | | | | | | | | | | | | | | | | | | | | | | | | | | | | | | | | | | | | | | | | | | | | | | | | | | | | | | | | | | | | | | | | | | | | | | | | | | | | | | | | |
| 8 | Andre Ochoa | - | - | - | - | - | 14 | | | | | | | | | | | | | | | | | | | | | | | | | | | | | | | | | | | | | | | | | | | | | | | | | | | | | | | | | | | | | | | | | | | | | | | | | | | | | | | | | | | | | | | | | | | | | | | | | | | | | | | | | | | | | | | | | | | | | | | | | | | | | | | | | | | | | | | | | | | | | | | | | | | | | | | | | | | | | | | | | | | | | | | | | | | | | | | | | | | | | | | | | | | | | | | | | | | | | | | | | | | | | | | | | | | | | | | | | | | | | | | | | | | | | | | | | | | | | | | | | | | | | | | | | | | | | | | | | | | | | | | | | | | | | | | | | |
| 11 | Tucker Lepley | 1 | 1 | 1 | 1 | - | 59 | | | | | | | | | | | | | | | | | | | | | | | | | | | | | | | | | | | | | | | | | | | | | | | | | | | | | | | | | | | | | | | | | | | | | | | | | | | | | | | | | | | | | | | | | | | | | | | | | | | | | | | | | | | | | | | | | | | | | | | | | | | | | | | | | | | | | | | | | | | | | | | | | | | | | | | | | | | | | | | | | | | | | | | | | | | | | | | | | | | | | | | | | | | | | | | | | | | | | | | | | | | | | | | | | | | | | | | | | | | | | | | | | | | | | | | | | | | | | | | | | | | | | | | | | | | | | | | | | | | | | | | | | | | | | | | | | |
| 13 | Pablo Greenlee | - | - | - | - | - | 8 | | | | | | | | | | | | | | | | | | | | | | | | | | | | | | | | | | | | | | | | | | | | | | | | | | | | | | | | | | | | | | | | | | | | | | | | | | | | | | | | | | | | | | | | | | | | | | | | | | | | | | | | | | | | | | | | | | | | | | | | | | | | | | | | | | | | | | | | | | | | | | | | | | | | | | | | | | | | | | | | | | | | | | | | | | | | | | | | | | | | | | | | | | | | | | | | | | | | | | | | | | | | | | | | | | | | | | | | | | | | | | | | | | | | | | | | | | | | | | | | | | | | | | | | | | | | | | | | | | | | | | | | | | | | | | | | | |
| 20 | Thomas Raimbault | 1 | 1 | 1 | - | - | 11 | | | | | | | | | | | | | | | | | | | | | | | | | | | | | | | | | | | | | | | | | | | | | | | | | | | | | | | | | | | | | | | | | | | | | | | | | | | | | | | | | | | | | | | | | | | | | | | | | | | | | | | | | | | | | | | | | | | | | | | | | | | | | | | | | | | | | | | | | | | | | | | | | | | | | | | | | | | | | | | | | | | | | | | | | | | | | | | | | | | | | | | | | | | | | | | | | | | | | | | | | | | | | | | | | | | | | | | | | | | | | | | | | | | | | | | | | | | | | | | | | | | | | | | | | | | | | | | | | | | | | | | | | | | | | | | | | |
| 21 | Constantinos Michaelides | 1 | 1 | - | - | - | 14 | | | | | | | | | | | | | | | | | | | | | | | | | | | | | | | | | | | | | | | | | | | | | | | | | | | | | | | | | | | | | | | | | | | | | | | | | | | | | | | | | | | | | | | | | | | | | | | | | | | | | | | | | | | | | | | | | | | | | | | | | | | | | | | | | | | | | | | | | | | | | | | | | | | | | | | | | | | | | | | | | | | | | | | | | | | | | | | | | | | | | | | | | | | | | | | | | | | | | | | | | | | | | | | | | | | | | | | | | | | | | | | | | | | | | | | | | | | | | | | | | | | | | | | | | | | | | | | | | | | | | | | | | | | | | | | | | |
| 25 | Cam Wikerson | - | - | - | - | - | 6 | | | | | | | | | | | | | | | | | | | | | | | | | | | | | | | | | | | | | | | | | | | | | | | | | | | | | | | | | | | | | | | | | | | | | | | | | | | | | | | | | | | | | | | | | | | | | | | | | | | | | | | | | | | | | | | | | | | | | | | | | | | | | | | | | | | | | | | | | | | | | | | | | | | | | | | | | | | | | | | | | | | | | | | | | | | | | | | | | | | | | | | | | | | | | | | | | | | | | | | | | | | | | | | | | | | | | | | | | | | | | | | | | | | | | | | | | | | | | | | | | | | | | | | | | | | | | | | | | | | | | | | | | | | | | | | | | |
| Totals | | | | | | | | | | | | | | | | | | | | | | | | | | | | | | | | | | | | | | | | | | | | | | | | | | | | | | | | | | | | | | | | | | | | | | | | | | | | | | | | | | | | | | | | | | | | | | | | | | | | | | | | | | | | | | | | | | | | | | | | | | | | | | | | | | | | | | | | | | | | | | | | | | | | | | | | | | | | | | | | | | | | | | | | | | | | | | | | | | | | | | | | | | | | | | | | | | | | | | | | | | | | | | | | | | | | | | | | | | | | | | | | | | | | | | | | | | | | | | | | | | | | | | | | | | | | | | | | | | | | | | | | | | | | | | | | | | | | | | | | |
| | | 5 | 4 | 2 | 2 | 9 | | | | | | | | | | | | | | | | | | | | | | | | | | | | | | | | | | | | | | | | | | | | | | | | | | | | | | | | | | | | | | | | | | | | | | | | | | | | | | | | | | | | | | | | | | | | | | | | | | | | | | | | | | | | | | | | | | | | | | | | | | | | | | | | | | | | | | | | | | | | | | | | | | | | | | | | | | | | | | | | | | | | | | | | | | | | | | | | | | | | | | | | | | | | | | | | | | | | | | | | | | | | | | | | | | | | | | | | | | | | | | | | | | | | | | | | | | | | | | | | | | | | | | | | | | | | | | | | | | | | | | | | | | | | | | | | | | |
| ## | Goalkeepers | Dec | Min | GA | Saves | | | | | | | | | | | | | | | | | | | | | | | | | | | | | | | | | | | | | | | | | | | | | | | | | | | | | | | | | | | | | | | | | | | | | | | | | | | | | | | | | | | | | | | | | | | | | | | | | | | | | | | | | | | | | | | | | | | | | | | | | | | | | | | | | | | | | | | | | | | | | | | | | | | | | | | | | | | | | | | | | | | | | | | | | | | | | | | | | | | | | | | | | | | | | | | | | | | | | | | | | | | | | | | | | | | | | | | | | | | | | | | | | | | | | | | | | | | | | | | | | | | | | | | | | | | | | | | | | | | | | | | | | | | | | | | | | | | |
| 1 | Nate Crockford | L | 90:00 | 3 | 4 | | | | | | | | | | | | | | | | | | | | | | | | | | | | | | | | | | | | | | | | | | | | | | | | | | | | | | | | | | | | | | | | | | | | | | | | | | | | | | | | | | | | | | | | | | | | | | | | | | | | | | | | | | | | | | | | | | | | | | | | | | | | | | | | | | | | | | | | | | | | | | | | | | | | | | | | | | | | | | | | | | | | | | | | | | | | | | | | | | | | | | | | | | | | | | | | | | | | | | | | | | | | | | | | | | | | | | | | | | | | | | | | | | | | | | | | | | | | | | | | | | | | | | | | | | | | | | | | | | | | | | | | | | | | | | | | | | | |
| 1 | 2 | Total | | | | | | | | | | | | | | | | | | | | | | | | | | | | | | | | | | | | | | | | | | | | | | | | | | | | | | | | | | | | | | | | | | | | | | | | | | | | | | | | | | | | | | | | | | | | | | | | | | | | | | | | | | | | | | | | | | | | | | | | | | | | | | | | | | | | | | | | | | | | | | | | | | | | | | | | | | | | | | | | | | | | | | | | | | | | | | | | | | | | | | | | | | | | | | | | | | | | | | | | | | | | | | | | | | | | | | | | | | | | | | | | | | | | | | | | | | | | | | | | | | | | | | | | | | | | | | | | | | | | | | | | | | | | | | | | | | | | | | |
| Bruins | 2 | 3 | 5 | | | | | | | | | | | | | | | | | | | | | | | | | | | | | | | | | | | | | | | | | | | | | | | | | | | | | | | | | | | | | | | | | | | | | | | | | | | | | | | | | | | | | | | | | | | | | | | | | | | | | | | | | | | | | | | | | | | | | | | | | | | | | | | | | | | | | | | | | | | | | | | | | | | | | | | | | | | | | | | | | | | | | | | | | | | | | | | | | | | | | | | | | | | | | | | | | | | | | | | | | | | | | | | | | | | | | | | | | | | | | | | | | | | | | | | | | | | | | | | | | | | | | | | | | | | | | | | | | | | | | | | | | | | | | | | | | | | | | |
| Huskies | 6 | 6 | 12 | | | | | | | | | | | | | | | | | | | | | | | | | | | | | | | | | | | | | | | | | | | | | | | | | | | | | | | | | | | | | | | | | | | | | | | | | | | | | | | | | | | | | | | | | | | | | | | | | | | | | | | | | | | | | | | | | | | | | | | | | | | | | | | | | | | | | | | | | | | | | | | | | | | | | | | | | | | | | | | | | | | | | | | | | | | | | | | | | | | | | | | | | | | | | | | | | | | | | | | | | | | | | | | | | | | | | | | | | | | | | | | | | | | | | | | | | | | | | | | | | | | | | | | | | | | | | | | | | | | | | | | | | | | | | | | | | | | | | |
| 1 | 2 | Total | | | | | | | | | | | | | | | | | | | | | | | | | | | | | | | | | | | | | | | | | | | | | | | | | | | | | | | | | | | | | | | | | | | | | | | | | | | | | | | | | | | | | | | | | | | | | | | | | | | | | | | | | | | | | | | | | | | | | | | | | | | | | | | | | | | | | | | | | | | | | | | | | | | | | | | | | | | | | | | | | | | | | | | | | | | | | | | | | | | | | | | | | | | | | | | | | | | | | | | | | | | | | | | | | | | | | | | | | | | | | | | | | | | | | | | | | | | | | | | | | | | | | | | | | | | | | | | | | | | | | | | | | | | | | | | | | | | | | | |
| Bruins | 1 | 0 | 1 | | | | | | | | | | | | | | | | | | | | | | | | | | | | | | | | | | | | | | | | | | | | | | | | | | | | | | | | | | | | | | | | | | | | | | | | | | | | | | | | | | | | | | | | | | | | | | | | | | | | | | | | | | | | | | | | | | | | | | | | | | | | | | | | | | | | | | | | | | | | | | | | | | | | | | | | | | | | | | | | | | | | | | | | | | | | | | | | | | | | | | | | | | | | | | | | | | | | | | | | | | | | | | | | | | | | | | | | | | | | | | | | | | | | | | | | | | | | | | | | | | | | | | | | | | | | | | | | | | | | | | | | | | | | | | | | | | | | | |
| Huskies | 1 | 6 | 7 | | | | | | | | | | | | | | | | | | | | | | | | | | | | | | | | | | | | | | | | | | | | | | | | | | | | | | | | | | | | | | | | | | | | | | | | | | | | | | | | | | | | | | | | | | | | | | | | | | | | | | | | | | | | | | | | | | | | | | | | | | | | | | | | | | | | | | | | | | | | | | | | | | | | | | | | | | | | | | | | | | | | | | | | | | | | | | | | | | | | | | | | | | | | | | | | | | | | | | | | | | | | | | | | | | | | | | | | | | | | | | | | | | | | | | | | | | | | | | | | | | | | | | | | | | | | | | | | | | | | | | | | | | | | | | | | | | | | | |
| No. | Time | Team | Goal scorer | Assist | Description | | | | | | | | | | | | | | | | | | | | | | | | | | | | | | | | | | | | | | | | | | | | | | | | | | | | | | | | | | | | | | | | | | | | | | | | | | | | | | | | | | | | | | | | | | | | | | | | | | | | | | | | | | | | | | | | | | | | | | | | | | | | | | | | | | | | | | | | | | | | | | | | | | | | | | | | | | | | | | | | | | | | | | | | | | | | | | | | | | | | | | | | | | | | | | | | | | | | | | | | | | | | | | | | | | | | | | | | | | | | | | | | | | | | | | | | | | | | | | | | | | | | | | | | | | | | | | | | | | | | | | | | | | | | | | | | | | | |
| 1. | 08:42 | WAS | Ilijah Paul (11) | Nick Scardina Imanol Rosales | | | | | | | | | | | | | | | | | | | | | | | | | | | | | | | | | | | | | | | | | | | | | | | | | | | | | | | | | | | | | | | | | | | | | | | | | | | | | | | | | | | | | | | | | | | | | | | | | | | | | | | | | | | | | | | | | | | | | | | | | | | | | | | | | | | | | | | | | | | | | | | | | | | | | | | | | | | | | | | | | | | | | | | | | | | | | | | | | | | | | | | | | | | | | | | | | | | | | | | | | | | | | | | | | | | | | | | | | | | | | | | | | | | | | | | | | | | | | | | | | | | | | | | | | | | | | | | | | | | | | | | | | | | | | | | | | | | | |
| 2. | 29:43 | UCL | Tucker Lepley (1) | Aaron Edwards | | | | | | | | | | | | | | | | | | | | | | | | | | | | | | | | | | | | | | | | | | | | | | | | | | | | | | | | | | | | | | | | | | | | | | | | | | | | | | | | | | | | | | | | | | | | | | | | | | | | | | | | | | | | | | | | | | | | | | | | | | | | | | | | | | | | | | | | | | | | | | | | | | | | | | | | | | | | | | | | | | | | | | | | | | | | | | | | | | | | | | | | | | | | | | | | | | | | | | | | | | | | | | | | | | | | | | | | | | | | | | | | | | | | | | | | | | | | | | | | | | | | | | | | | | | | | | | | | | | | | | | | | | | | | | | | | | | | |
| 3. | 47:18 | WAS | Lucas Meek (10) | Nick Scardina Ilijah Paul | | | | | | | | | | | | | | | | | | | | | | | | | | | | | | | | | | | | | | | | | | | | | | | | | | | | | | | | | | | | | | | | | | | | | | | | | | | | | | | | | | | | | | | | | | | | | | | | | | | | | | | | | | | | | | | | | | | | | | | | | | | | | | | | | | | | | | | | | | | | | | | | | | | | | | | | | | | | | | | | | | | | | | | | | | | | | | | | | | | | | | | | | | | | | | | | | | | | | | | | | | | | | | | | | | | | | | | | | | | | | | | | | | | | | | | | | | | | | | | | | | | | | | | | | | | | | | | | | | | | | | | | | | | | | | | | | | | | |
| 4. | 65:51 | WAS | Gio Miglietti (5) | Penalty kick | | | | | | | | | | | | | | | | | | | | | | | | | | | | | | | | | | | | | | | | | | | | | | | | | | | | | | | | | | | | | | | | | | | | | | | | | | | | | | | | | | | | | | | | | | | | | | | | | | | | | | | | | | | | | | | | | | | | | | | | | | | | | | | | | | | | | | | | | | | | | | | | | | | | | | | | | | | | | | | | | | | | | | | | | | | | | | | | | | | | | | | | | | | | | | | | | | | | | | | | | | | | | | | | | | | | | | | | | | | | | | | | | | | | | | | | | | | | | | | | | | | | | | | | | | | | | | | | | | | | | | | | | | | | | | | | | | | | |
| 5. | 88:37 | UCL | Thomas Raimbault (1) | Tucker Lepley | | | | | | | | | | | | | | | | | | | | | | | | | | | | | | | | | | | | | | | | | | | | | | | | | | | | | | | | | | | | | | | | | | | | | | | | | | | | | | | | | | | | | | | | | | | | | | | | | | | | | | | | | | | | | | | | | | | | | | | | | | | | | | | | | | | | | | | | | | | | | | | | | | | | | | | | | | | | | | | | | | | | | | | | | | | | | | | | | | | | | | | | | | | | | | | | | | | | | | | | | | | | | | | | | | | | | | | | | | | | | | | | | | | | | | | | | | | | | | | | | | | | | | | | | | | | | | | | | | | | | | | | | | | | | | | | | | | | |
| 1 | 2 | Total | | | | | | | | | | | | | | | | | | | | | | | | | | | | | | | | | | | | | | | | | | | | | | | | | | | | | | | | | | | | | | | | | | | | | | | | | | | | | | | | | | | | | | | | | | | | | | | | | | | | | | | | | | | | | | | | | | | | | | | | | | | | | | | | | | | | | | | | | | | | | | | | | | | | | | | | | | | | | | | | | | | | | | | | | | | | | | | | | | | | | | | | | | | | | | | | | | | | | | | | | | | | | | | | | | | | | | | | | | | | | | | | | | | | | | | | | | | | | | | | | | | | | | | | | | | | | | | | | | | | | | | | | | | | | | | | | | | | | | |
| Bruins | 3 | 1 | 4 | | | | | | | | | | | | | | | | | | | | | | | | | | | | | | | | | | | | | | | | | | | | | | | | | | | | | | | | | | | | | | | | | | | | | | | | | | | | | | | | | | | | | | | | | | | | | | | | | | | | | | | | | | | | | | | | | | | | | | | | | | | | | | | | | | | | | | | | | | | | | | | | | | | | | | | | | | | | | | | | | | | | | | | | | | | | | | | | | | | | | | | | | | | | | | | | | | | | | | | | | | | | | | | | | | | | | | | | | | | | | | | | | | | | | | | | | | | | | | | | | | | | | | | | | | | | | | | | | | | | | | | | | | | | | | | | | | | | | |
| Huskies | 1 | 1 | 2 | | | | | | | | | | | | | | | | | | | | | | | | | | | | | | | | | | | | | | | | | | | | | | | | | | | | | | | | | | | | | | | | | | | | | | | | | | | | | | | | | | | | | | | | | | | | | | | | | | | | | | | | | | | | | | | | | | | | | | | | | | | | | | | | | | | | | | | | | | | | | | | | | | | | | | | | | | | | | | | | | | | | | | | | | | | | | | | | | | | | | | | | | | | | | | | | | | | | | | | | | | | | | | | | | | | | | | | | | | | | | | | | | | | | | | | | | | | | | | | | | | | | | | | | | | | | | | | | | | | | | | | | | | | | | | | | | | | | | |
| 1 | 2 | Total | | | | | | | | | | | | | | | | | | | | | | | | | | | | | | | | | | | | | | | | | | | | | | | | | | | | | | | | | | | | | | | | | | | | | | | | | | | | | | | | | | | | | | | | | | | | | | | | | | | | | | | | | | | | | | | | | | | | | | | | | | | | | | | | | | | | | | | | | | | | | | | | | | | | | | | | | | | | | | | | | | | | | | | | | | | | | | | | | | | | | | | | | | | | | | | | | | | | | | | | | | | | | | | | | | | | | | | | | | | | | | | | | | | | | | | | | | | | | | | | | | | | | | | | | | | | | | | | | | | | | | | | | | | | | | | | | | | | | | |
| Bruins | 4 | 5 | 9 | | | | | | | | | | | | | | | | | | | | | | | | | | | | | | | | | | | | | | | | | | | | | | | | | | | | | | | | | | | | | | | | | | | | | | | | | | | | | | | | | | | | | | | | | | | | | | | | | | | | | | | | | | | | | | | | | | | | | | | | | | | | | | | | | | | | | | | | | | | | | | | | | | | | | | | | | | | | | | | | | | | | | | | | | | | | | | | | | | | | | | | | | | | | | | | | | | | | | | | | | | | | | | | | | | | | | | | | | | | | | | | | | | | | | | | | | | | | | | | | | | | | | | | | | | | | | | | | | | | | | | | | | | | | | | | | | | | | | |
| Huskies | 5 | 3 | 8 | | | | | | | | | | | | | | | | | | | | | | | | | | | | | | | | | | | | | | | | | | | | | | | | | | | | | | | | | | | | | | | | | | | | | | | | | | | | | | | | | | | | | | | | | | | | | | | | | | | | | | | | | | | | | | | | | | | | | | | | | | | | | | | | | | | | | | | | | | | | | | | | | | | | | | | | | | | | | | | | | | | | | | | | | | | | | | | | | | | | | | | | | | | | | | | | | | | | | | | | | | | | | | | | | | | | | | | | | | | | | | | | | | | | | | | | | | | | | | | | | | | | | | | | | | | | | | | | | | | | | | | | | | | | | | | | | | | | | |

2022 Box Scores

| NCAA | Official Soccer Box Score - Final UCLA vs San Diego St. 11/11/2022 SDSU Sports Desk, San Diego 2022-23 Men's Soccer | | | | | Match Time: 7:00 PM Match Duration: 02:07 Attendance: 608 Officials: Alex Del Angel, Nok-Hei Man, Wale Animashau, Denis Vargas | | | | | | | | | |
|---|---|------|-------------------|-----------------|---|---|--------------|-------------------|--------------------|----|-----|-----|----|-------|------|
| UCLA (10-6-1, 4-4-1) vs. San Diego St. (5-9-4, 1-6-3) Date: 11/12/2022 • Attendance: 608 | | | | | | | | | | | | | | | |
| UCLA | | | | | San Diego St. | | | | | | | | | | |
| Pos ## | Player | Sh | SO | G | A | Fo | Min | Pos ## | Player | Sh | SO | G | A | Fo | Min |
| gk 1 | Nate Crockford | - | - | - | - | - | 90 | gk 0 | Jacob Castro | - | - | - | - | - | 90 |
| def 2 | Aaron Edwards | - | - | - | - | - | 39 | def 2 | Esteban Zepeda | 2 | 1 | - | - | - | 84 |
| def 3 | Tommy Silva | - | - | - | - | 1 | 79 | def 4 | Kyle Colonna | 1 | - | - | - | - | 90 |
| def 4 | Pietro Grassi | - | - | - | - | - | 85 | def 5 | Noah Crétier | - | - | - | - | - | 90 |
| mid 6 | Tarun Karumanchi | - | - | - | - | 2 | 44 | fwd 7 | CJ Fodrey | 4 | 2 | 1 | - | - | 2 80 |
| mid 7 | Jose Sosa | 1 | - | - | - | 3 | 84 | mid 8 | Arturo Chavez | 1 | - | - | - | - | 70 |
| fwd 8 | Andre Ochoa | 2 | 1 | - | - | - | 73 | fwd 10 | Austin Brummett | 2 | - | - | - | - | 2 87 |
| mid 11 | Tucker Lepley | 3 | 1 | - | - | - | 79 | mid 11 | Donovan Roux | 7 | 4 | - | - | - | 80 |
| def 12 | Grayson Doody | - | - | - | - | 1 | - | mid 12 | Joe DaLuz | - | - | - | - | - | 90 |
| fwd 14 | Jose Contell | 1 | 1 | - | - | - | 30 58 | mid 23 | Inigo Villaldea | - | - | - | - | - | 76 |
| def 26 | JC Cortez | - | - | - | - | - | 45 | mid 26 | Blake Bowen | 2 | - | - | - | - | 2 90 |
| -- Substitutes -- | | | | | | | | -- Substitutes -- | | | | | | | |
| 9 | Kevin Diaz | 1 | 1 | - | - | - | 28 | 9 | Isaia Louis | - | - | - | - | - | 3 |
| 10 | Riley Ferch | 1 | - | - | - | - | 38 | 14 | Tristan Viviani | - | - | - | - | - | 1 20 |
| 17 | Charlie Crockford | 1 | - | - | - | - | 43 | 17 | Henry Smith-Hastie | 1 | - | - | - | - | 14 |
| 20 | Thomas Raimbault | - | - | - | - | - | 38 | 22 | Romme Jaridly | - | - | - | - | - | 6 |
| 21 | Constantinos Michaelides | - | - | - | - | - | 9 | 25 | Beto Apolar | - | - | - | - | - | 20 |
| 24 | Nicolas Blassou | - | - | - | - | - | 45 | Totals | 20 | 7 | 1 | 1 | 1 | 10 | |
| 25 | Cam Wilkerson | 1 | - | - | - | - | 23 | | | | | | | | |
| Totals | | 11 | 4 | 2 | 2 | 11 | | | | | | | | | |
| ## Goalkeepers | | Dec | Min | GA | Saves | ## Goalkeepers | | | | | Dec | Min | GA | Saves | |
| 1 | Nate Crockford | W | 90:00 | 1 | 6 | 0 | Jacob Castro | L | 90:00 | 2 | 2 | | | | |
| Win-Crockford, Nate (10-6-1). Loss-Castro, Jacob (4-9-4). | | | | | | | | | | | | | | | |
| Shots by period | | | | | Saves by period | | | | | | | | | | |
| | | | | | | | | | | | | | | | |
| | | | | | | | | | | | | | | | |
| | | | | | | | | | | | | | | | |
| Corner kicks | | | | | Fouls | | | | | | | | | | |
| | | | | | | | | | | | | | | | |
| | | | | | | | | | | | | | | | |
| | | | | | | | | | | | | | | | |
| Scoring summary: | | | | | | | | | | | | | | | |
| No. | Time | Team | Goal scorer | Assist | Description | | | | | | | | | | |
| 1. | 52:05 | UCL | Tucker Lepley (2) | Grayson Doody | Hard left-footed shot from just inside box straight on into upper right | | | | | | | | | | |
| 2. | 55:16 | SDS | CJ Fodrey (7) | Inigo Villaldea | Left-sided corner kick headed in at near post into bottom left | | | | | | | | | | |
| 3. | 72:47 | UCL | Andre Ochoa (2) | Jose Contell | Right-footed shot from right diagonal into right side after short pass from right | | | | | | | | | | |
| Cautions and ejections: | | | | | | | | | | | | | | | |

| NCAA | Official Soccer Box Score - Final California Baptist vs UCLA 11/17/2022 Walls Arnenberg Stadium, Los Angeles 2022-23 Men's Soccer | | | | | Match Time: 5:00 PM Match Duration: 02:02 Attendance: 881 Officials: Bernard Hossu, Frank Anderson, Ivan de Cristoforo, Irving Navarro | | | | | | | | | | | |
|---|---|------|------------------|----------------------------|------------------------|---|------------|-------------------|-------------------|----|----|---|---|-----|------|----|-------|
| California Baptist (10-7-4) vs. UCLA (11-6-1) Date: 11/18/2022 • Attendance: 881 | | | | | | | | | | | | | | | | | |
| California Baptist | | | | | UCLA | | | | | | | | | | | | |
| Pos ## | Player | Sh | SO | G | A | Fo | Min | Pos ## | Player | Sh | SO | G | A | Fo | Min | | |
| gk 1 | Nolan Premack | - | - | - | - | - | 90 | def 3 | Tommy Silva | 1 | - | - | - | - | 1 90 | | |
| def 2 | David Cordes | - | - | - | - | - | 90 | def 4 | Pietro Grassi | - | - | - | - | - | 90 | | |
| def 4 | Thomas Beecham | 2 | - | - | - | - | 90 | mid 7 | Jose Sosa | 1 | 1 | - | - | - | 83 | | |
| fwd 7 | Luis Mueller | 4 | 1 | 1 | - | - | 1 90 | fwd 8 | Andre Ochoa | 1 | - | - | - | - | 52 | | |
| mid 8 | Anthony Vargas | 1 | 1 | - | - | - | 83 | mid 11 | Tucker Lepley | 1 | - | - | - | - | 80 | | |
| fwd 9 | Bryan Iliohan | 2 | 1 | - | - | - | 80 | def 12 | Grayson Doody | - | - | - | - | - | 1 90 | | |
| mid 10 | Brian Gonzalez | 1 | - | - | - | - | 90 | fwd 14 | Jose Contell | 3 | 2 | 1 | - | - | 2 78 | | |
| def 13 | Antonio Gomez | - | - | - | - | - | 1 90 | mid 17 | Charlie Crockford | - | - | - | - | - | 35 | | |
| mid 18 | Adolfo Pino | - | - | - | - | - | 79 | gk 22 | Sam Joseph | - | - | - | - | - | 90 | | |
| mid 22 | Lindcoln Aquino | - | - | - | - | - | 49 | def 24 | Nicolas Blassou | - | - | - | - | - | 90 | | |
| mid 25 | Georg Bjarnason | 1 | 1 | - | - | - | 1 89 | def 26 | JC Cortez | - | - | - | - | - | 24 | | |
| -- Substitutes -- | | | | | | | | -- Substitutes -- | | | | | | | | | |
| 3 | Grady Kozak | 1 | 1 | - | - | - | 25 | 2 | Aaron Edwards | - | - | - | - | - | 1 30 | | |
| 12 | Jordan Lane | - | - | - | - | - | 22 | 6 | Tarun Karumanchi | - | - | - | - | - | 1 15 | | |
| 17 | Leo Mendez | - | - | - | - | - | 9 | 9 | Kevin Diaz | 1 | 1 | 1 | - | - | 73 | | |
| 26 | Kieran Robson | - | - | - | - | - | 14 | 10 | Riley Ferch | - | - | - | - | - | 7 | | |
| Totals | | 12 | 5 | 1 | - | 6 | | 13 | Pablo Greenlee | 1 | - | - | - | - | 12 | | |
| | | | | | | | | 20 | Thomas Raimbault | - | - | - | - | - | 17 | | |
| | | | | | | | | 25 | Cam Wilkerson | - | - | - | - | - | 34 | | |
| | | | | | | | | Totals | 9 | 4 | 2 | 2 | 6 | | | | |
| ## Goalkeepers | | | | | Dec | Min | GA | Saves | ## Goalkeepers | | | | | Dec | Min | GA | Saves |
| 1 | Nolan Premack | L | 90:00 | 2 | 2 | 22 | Sam Joseph | W | 90:00 | 1 | 4 | | | | | | |
| Win-Joseph, Sam (1-0-0). Loss-Premack, Nolan (9-6-4). | | | | | | | | | | | | | | | | | |
| Shots by period | | | | | Saves by period | | | | | | | | | | | | |
| | | | | | | | | | | | | | | | | | |
| | | | | | | | | | | | | | | | | | |
| | | | | | | | | | | | | | | | | | |
| Corner kicks | | | | | Fouls | | | | | | | | | | | | |
| | | | | | | | | | | | | | | | | | |
| | | | | | | | | | | | | | | | | | |
| | | | | | | | | | | | | | | | | | |
| Scoring summary: | | | | | | | | | | | | | | | | | |
| No. | Time | Team | Goal scorer | Assist | Description | | | | | | | | | | | | |
| 1. | 06:43 | CBU | Luis Mueller (8) | (unassisted) | | | | | | | | | | | | | |
| 2. | 08:01 | UCL | Jose Contell (4) | Andre Ochoa Tommy Silva | | | | | | | | | | | | | |
| 3. | 68:59 | UCL | Kevin Diaz (4) | (unassisted) | | | | | | | | | | | | | |
| Cautions and ejections: | | | | | | | | | | | | | | | | | |
| YC - Bruins #3 43:29; YC - Lancers #7 81:47; YC - Bruins #12 82:01; YC - Lancers #4 84:28; YC - Bruins #6 87:08; YC - Lancers #25 89:00 | | | | | | | | | | | | | | | | | |

| NCAA | Official Soccer Box Score - Final UCLA vs Clemson 11/20/2022 Historic Riggs Field, Clemson 2022-23 Men's Soccer | | | | | Match Time: 6:00 PM Match Duration: 02:17 Attendance: 1886 Officials: Matthew Thompson, Chris Zuerner, Jarred Mosher, Ben Ellis | | | | | | | | | | | |
|---|---|------|-------------------|---------------|------------------------|--|---------------|-------------------|-----------------|----|----|---|---|-----|------|----|-------|
| UCLA (12-6-1) vs. Clemson (13-7-1) Date: 11/20/2022 • Attendance: 1886 | | | | | | | | | | | | | | | | | |
| UCLA | | | | | Clemson | | | | | | | | | | | | |
| Pos ## | Player | Sh | SO | G | A | Fo | Min | Pos ## | Player | Sh | SO | G | A | Fo | Min | | |
| gk 1 | Nate Crockford | - | - | - | - | - | 90 | def 3 | Adam Lundegard | - | - | - | - | - | 90 | | |
| def 3 | Tommy Silva | 2 | 1 | - | - | - | 83 | def 5 | Hamady Diop | 2 | 1 | - | - | - | 90 | | |
| def 4 | Pietro Grassi | - | - | - | - | - | 90 | mid 8 | Elton Chifamba | 1 | 1 | - | - | - | 2 89 | | |
| mid 7 | Jose Sosa | 1 | - | - | - | - | 2 79 | fwd 9 | Mohamed Seye | 3 | 1 | - | - | - | 2 88 | | |
| fwd 8 | Andre Ochoa | 1 | 1 | 1 | - | - | 71 | mid 10 | Ousmane Silla | 2 | 1 | - | - | - | 2 78 | | |
| fwd 9 | Kevin Diaz | - | - | - | - | - | 83 | mid 11 | Brandon Parrish | 1 | - | - | - | - | 65 | | |
| mid 11 | Tucker Lepley | 3 | 2 | 1 | - | - | 90 | def 12 | Enrique Montana | 1 | 1 | - | - | - | 83 | | |
| def 12 | Grayson Doody | - | - | - | - | - | 1 90 | def 13 | Joseph Skinner | - | - | - | - | - | 1 90 | | |
| fwd 14 | Jose Contell | 4 | 2 | - | - | - | 2 73 | mid 18 | Alvaro Gomez | 1 | - | - | - | - | 63 | | |
| mid 17 | Charlie Crockford | - | - | - | - | - | 1 36 | fwd 27 | Isaiah Reid | 1 | 1 | - | - | - | 1 84 | | |
| def 24 | Nicolas Blassou | - | - | - | - | - | 1 90 | gk 31 | Joseph Andema | - | - | - | - | - | 90 | | |
| -- Substitutes -- | | | | | | | | -- Substitutes -- | | | | | | | | | |
| 2 | Aaron Edwards | - | - | - | - | - | 1 47 | 6 | Dylan Sullivan | - | - | - | - | - | 36 | | |
| 13 | Pablo Greenlee | - | - | - | - | - | 7 | 7 | Tim Ströbeck | - | - | - | - | - | 2 | | |
| 20 | Thomas Raimbault | - | - | - | - | - | 1 5 | 20 | Shawn Smart | - | - | - | - | - | 7 | | |
| 25 | Cam Wilkerson | - | - | - | - | - | 2 38 | 25 | Nathan Richmond | - | - | - | - | - | 21 | | |
| 26 | JC Cortez | - | - | - | - | - | 18 | 26 | Marco Garcia | 1 | - | - | - | - | 14 | | |
| Totals | | 11 | 6 | 2 | 2 | 11 | | Totals | 13 | 6 | 1 | - | - | 8 | | | |
| ## Goalkeepers | | | | | Dec | Min | GA | Saves | ## Goalkeepers | | | | | Dec | Min | GA | Saves |
| 1 | Nate Crockford | W | 90:00 | 1 | 5 | 31 | Joseph Andema | L | 90:00 | 2 | 4 | | | | | | |
| Win-Crockford, Nate (11-6-1). Loss-Andema, Joseph (10-5-1). | | | | | | | | | | | | | | | | | |
| Shots by period | | | | | Saves by period | | | | | | | | | | | | |
| | | | | | | | | | | | | | | | | | |
| | | | | | | | | | | | | | | | | | |
| | | | | | | | | | | | | | | | | | |
| Corner kicks | | | | | Fouls | | | | | | | | | | | | |
| | | | | | | | | | | | | | | | | | |
| | | | | | | | | | | | | | | | | | |
| | | | | | | | | | | | | | | | | | |
| Scoring summary: | | | | | | | | | | | | | | | | | |
| No. | Time | Team | Goal scorer | Assist | Description | | | | | | | | | | | | |
| 1. | 22:10 | CLE | Hamady Diop (2) | Penalty kick | | | | | | | | | | | | | |
| 2. | 30:17 | CLA | Andre Ochoa (3) | Grayson Doody | | | | | | | | | | | | | |
| 3. | 78:24 | CLA | Tucker Lepley (3) | Jose Contell | | | | | | | | | | | | | |
| Cautions and ejections: | | | | | | | | | | | | | | | | | |
| YC - Bruins #25 56:25; YC - Bruins #7 63:24 | | | | | | | | | | | | | | | | | |
| Stadium: Historic Riggs Field Officials: Referee: Matthew Thompson; Asst. Referee: Chris Zuerner, Jarred Mosher; Alt. Official: Ben Ellis; Offsides: UCLA 3, Clemson 1. | | | | | | | | | | | | | | | | | |

| NCAA | Official Soccer Box Score - Final UCLA vs Vermont 11/26/2022 Virtue Field, Burlington, VT 2022-23 Men's Soccer | | | | | Match Time: 7:00 PM Match Duration: 02:07 Attendance: 2500 Officials: Jeremy Scheer, Justin Lopez, Jessica Carnevale, Andrew Porada | | | | | | | | | |
|---|--|----|----|---|----------------|--|------|--------|-----------------------|----|----|---|---|----|------|
| UCLA (12-7-1) vs. Vermont (16-3-2) Date: 11/27/2022 • Attendance: 2500 | | | | | | | | | | | | | | | |
| UCLA | | | | | Vermont | | | | | | | | | | |
| Pos ## | Player | Sh | SO | G | A | Fo | Min | Pos ## | Player | Sh | SO | G | A | Fo | Min |
| gk 1 | Nate Crockford | - | - | - | - | - | 90 | gk 1 | Nathan Silveira | - | - | - | - | - | 90 |
| def 3 | Tommy Silva | - | - | - | - | - | 90 | mid 2 | Daniel Pacella | - | - | - | - | - | 1 50 |
| def 4 | Pietro Grassi | - | - | - | - | - | 90 | def 3 | Sebastian Gebhart | 1 | 1 | - | - | - | 69 |
| mid 7 | Jose Sosa | - | - | - | - | - | 90 | def 4 | Garrett Lillie | - | - | - | - | - | 90 |
| fwd 8 | Andre Ochoa | 1 | 1 | - | - | - | 2 79 | mid 5 | Adrian Schulze Solano | - | - | - | - | - | 2 90 |
| fwd 9 | Kevin Diaz | - | - | - | - | - | 72 | fwd 11 | Yaniv Bazini | 3 | 1 | - | - | - | 2 62 |
| mid 11 | Tucker Lepley | 2 | - | - | - | - | 90 | mid 13 | Alex Nagy | 7 | 3 | 1 | - | - | 70 |
| def 12 | Grayson Doody | - | - | - | - | - | 2 90 | mid 24 | Joe Morrison | - | - | - | - | - | 1 90 |
| fwd 14 | Jose Contell | 1 | 1 | - | - | - | 2 83 | def 25 | Noah Egan | 1 | - | - | - | - | 2 90 |
| mid 17 | Charlie Crockford | - | - | - | - | - | 1 31 | def 28 | Zach Barrett | - | - | - | - | - | |

Bruins in the Conference

Men's soccer is in its 23rd year as a Pac-12 (formerly Pac-10) Conference sanctioned sport. Six teams comprise the Pac-12 Men's Soccer Conference - UCLA, California, Oregon State, Stanford, Washington and 2005 addition San Diego State.

The Pac-12 branched out of the Mountain Pacific Sports Federation (MPSF) after the 1999 season to form its own conference. Since 2000, the conference has had at least two teams advance to the NCAA Tournament in every season but one. In 2002, UCLA and Stanford faced each other in the Championship match, marking the first time two schools from the same conference have battled for the NCAA men's soccer title.

Built on a firm foundation of academic excellence and superior athletic performance, the Pac-12 Conference renewed its undisputed claim as the Conference of Champions® in 2019-20. Beyond the courts and fields, the Pac-12's accomplishments extend into the classrooms across 12 campuses, and outside its traditional geographic footprint into new corners around the world.

The only conference to win 500 NCAA Championships, the Pac-12 captured three of the seven national championships contested in 2019-20 before all sports competition was canceled due to the coronavirus (COVID-19) pandemic adding to a legacy that includes 193 NCAA team titles claimed since 1999-2000 and 333 since 1981-82, the start of women's sports sponsorship, an average of over eight per year. Even more impressive has been the breadth of the Pac-12's success with championships coming in 28 different men's and women's sports. The Pac-12 has led or tied the nation in NCAA Championships in 54 of the last 60 years, with the exceptions coming no lower than third.

The Pac-12 has won the most or tied for the most NCAA titles for 15-consecutive seasons, winning at least six every year from 1999-2000 to 2018-19, winning a record 14 in 1996-97. No other conference has won double-digit NCAA championships in a single year.

Spanning over a century of outstanding athletics achievements, the Pac-12 has claimed 529 NCAA Championships (305 men's, 193 women's, 31 combined), over 200 more than the next league.

2022 Pac-12 Standings

| School | Pac-12 | | Overall | |
|-----------------|--------------|-----------|---------------|--------------|
| | W-L-T | Pts. | W-L-T | Pct. |
| Washington | 7-1-2 | 23 | 15-2-3 | 0.825 |
| Stanford | 4-2-4 | 16 | 12-2-6 | 0.750 |
| Oregon State | 3-1-5 | 14 | 7-4-6 | 0.588 |
| UCLA | 4-4-1 | 13 | 12-7-1 | 0.625 |
| San Diego State | 1-6-3 | 6 | 5-9-4 | 0.389 |
| California | 1-6-3 | 6 | 3-8-6 | 0.353 |

All-Time Conference Winners

| |
|---|
| 1992 Mountain Division: Washington, Pacific Division: UCLA MPSF Champion: Washington |
| 1993 Mountain Division: Air Force, Pacific Division: UCLA MPSF Champion: UCLA |
| 1994 Mountain Division: Fresno St., Pacific Division: UCLA MPSF Champion: Fresno State |
| 1995 Mountain Division: Fresno St., Pacific Division: UCLA MPSF Champion: UCLA |
| 1996 Mountain Division: California, Pacific Division: UCLA MPSF Champion: UCLA |
| 1997 Mountain Division: Stanford, Pacific Division: UCLA MPSF and NCAA Champion: UCLA |
| 1998 MPSF Champion: Washington |
| 1999 Mountain Division: Washington, Pacific Division: UCLA MPSF Champion: Washington |
| 2000 Pac-10 Winner: Washington |
| 2001 Pac-10 Winner: Stanford |
| 2002 Pac-10 Winner: UCLA |
| 2003 Pac-10 Winner: UCLA |
| 2004 Pac-10 Winner: UCLA |
| 2005 Pac-10 Winner: UCLA |
| 2006 Pac-10 Winner: California |
| 2007 Pac-10 Winner: California |
| 2008 Pac-10 Winner: UCLA |
| 2009 Pac-10 Winner: UCLA |
| 2010 Pac-10 Winner: California |
| 2011 Pac-12 Winner: UCLA |
| 2012 Pac-12 Winner: UCLA |
| 2013 Pac-12 Winner: Washington |
| 2014 Pac-12 Winner: Stanford |
| 2015 Pac-12 Winner: Stanford |
| 2016 Pac-12 Winner: Stanford |
| 2017 Pac-12 Winner: Stanford |
| 2018 Pac-12 Winner: Stanford |
| 2019 Pac-12 Winner: Washington |
| 2020-21 Pac-12 Winner: Stanford |
| 2021 (Fall) Pac-12 Winner: Oregon State |
| 2022 Pac-12 Winner: Washington |

2022 Pac-12 Leaders

Individual

| | |
|-----------------------|------|
| Points | |
| Lucas Meek, WASH | 28 |
| Ilijah Paul, WASH | 26 |
| Shane de Flores, STAN | 20 |
| Goals | |
| Ilijah Paul, WASH | 11 |
| Lucas Meek, WASH | 10 |
| Shane de Flores, STAN | 8 |
| Goals Per Game | |
| Ilijah Paul, WASH | 0.58 |
| Lucas Meek, WASH | 0.50 |
| Fahmi Ibrahim, CAL | 0.47 |

| | |
|-------------------------|----|
| Assists | |
| Chris Meyers, WASH | 10 |
| Imanol Rosales, WASH | 10 |
| Carlo Agostinelli, STAN | 9 |

| | |
|----------------------|------|
| GAA | |
| Matt Frank, STAN | 0.91 |
| Nate Crockford, UCLA | 1.00 |
| Luis Castillo, OSU | 1.22 |

| | |
|----------------------|---|
| Shutouts | |
| Nate Crockford, UCLA | 8 |
| Jacob Castro, SDSU | 7 |
| Many | 3 |

| | |
|----------------------|----|
| Saves | |
| Nate Crockford, UCLA | 63 |
| Jacob Castro, SDSU | 52 |
| Collin Travaos, CAL | 50 |

Team

| | |
|---------------|-----------|
| Points | |
| Washington | 152 |
| Stanford | 139 |
| UCLA | 85 |

| | |
|-----------------|-----------|
| Goals | |
| Washington | 48 |
| Stanford | 46 |
| UCLA | 26 |
| San Diego State | 26 |

| | |
|----------------|-----------|
| Assists | |
| Washington | 56 |
| Stanford | 47 |
| UCLA | 33 |

| | |
|-------------|-------------|
| GAA | |
| Washington | 0.80 |
| Stanford | 0.94 |
| UCLA | 1.00 |

| | |
|-----------------|----------|
| Shutouts | |
| Stanford | 9 |
| Washington | 9 |
| UCLA | 8 |

2022 Pac-12 All-Conference Team

First Team

Clarence Awoudor, F - Oregon State
 Cam Cilley, M - Stanford
 C.J. Fodrey, F - San Diego State
 Joran Gerbet, M - Oregon State
 Keegan Hughes, D - Stanford
 Kalani Kossa-Rienzi, M/D - Washington
 Lucas Meek, M - Washington
 Ilijah Paul, F - Washington
 Nick Scardina, F - Washington
 Christian Soto, M - Washington
 Mouhameth Thiam, M - Oregon State

Second Team

Nonso Adimabua, F - California
 Javier Armas, M - Oregon State
 Blake Bowen, M - San Diego State
 Jacob Castro, GK - San Diego State
 Gael Gibert, D - Oregon State
 Nate Jones, D - Washington
 Wyatt Meyer, M - California
 Gio Miglietti, D/F - Washington
Tommy Silva, D - UCLA
Jose Sosa, M - UCLA
 Keegan Tingey, D - Stanford

Honorable Mentions

Jose Contell, F - UCLA
Nate Crockford, GK - UCLA
 Shane de Flores, M - Stanford
Kevin Diaz, F - UCLA
Pietro Grassi, D - UCLA
 Fahmi Ibrahim, F - California
 Nicklas Lund, D - Oregon State
 Chris Meyers, F/M - Washington
 Imanuel Rosales, M - Washington
 Irigo Villaldea, M - San Diego State
 Dante Williams, M - Oregon State

Player of the Year

Joran Gerbet, Oregon State

Offensive Player of the Year

Ilijah Paul, Washington

Defensive Player of the Year

Keegan Hughes, Stanford

Freshman of the Year

C.J. Fodrey, San Diego State

Coach of the Year

Jamie Clark, Washington



Bruin All-Stars

All-Americans

| | | |
|------|-------|---|
| 2019 | | Milan Iloski (2nd/CSN) |
| 2018 | | Erik Holt (3rd/USC) |
| 2016 | | Jose Hernandez (3rd/TDS) |
| 2015 | | Abu Danladi (2nd)/(TDS) |
| 2014 | | Leo Stolz (1st)/(SA/CSN) Michael Amick (2nd CSN)/(3rd) |
| 2013 | | Leo Stolz (1st)/(SA) Earl Edwards Jr. (SA) |
| 2012 | | Ryan Hollingshead (2nd) |
| 2011 | | Brian Rowe (2nd)/(SA) Chandler Hoffman (3rd)/(SA) Kelyn Rowe (SA) |
| 2010 | | Kelyn Rowe (3rd) |
| 2009 | | Kyle Nakazawa (1st)/(SA) Brian Perk (2nd) |
| 2008 | | Michael Stephens (2nd)/(SA) |
| 2006 | | Sal Zizzo (2nd)/(SA) |
| 2005 | | Marvell Wynne Patrick Ianni (2nd) |
| 2004 | | Mike Enfield |
| 2003 | | Leonard Griffin Matt Taylor (2nd) Zach Wells (2nd) |
| 2002 | | Tim Pierce Scot Thompson (SA) |
| 2001 | | Alex Yi (3rd) |
| 2000 | | McKinley Tennyson, Jr. (2nd) |
| 1999 | | Shaun Tsakiris (2nd) Sasha Victorine Carlos Bocanegra (2nd) Nick Rimando (CSO) Steve Shak (CSO) Pete Vagenas (CSO) |
| 1998 | | Seth George Nick Rimando (2nd) Sasha Victorine (3rd) Carlos Bocanegra (SA) Steve Shak (CSO) Seth George (2nd) |
| 1997 | | Matt Reis (SA, SN) Carlos Bocanegra (SN) Josh Keller (SN) Tom Politi (SN) |
| 1996 | | Tahj Jakins |
| 1995 | | Chris Snitko Antè Razov (2nd) Eddie Lewis (SN) Greg Vanney (SN) |
| 1994 | | Frankie Hejduk (2nd) Eddie Lewis (SN) Antè Razov (SN) |
| 1993 | | Jorge Salcedo |
| 1992 | | Brad Friedel Joe-Max Moore |
| 1991 | | Brad Friedel Mike Lapper Cobi Jones (2nd) Joe-Max Moore (2nd) |
| 1990 | | Billy Thompson Chris Henderson |
| 1989 | | Steve Black (2nd) Anton Nistl (2nd) |
| 1988 | | Billy Thompson |
| 1987 | | Jeff Hooker (2nd) |
| 1986 | | Paul Caligiuri |
| 1985 | | Paul Caligiuri Dale Ervine (SA) |
| 1984 | | Dale Ervine |
| 1983 | | Tim Harris Dale Ervine (SA) |
| 1978 | | Ole Mikkelsen |
| 1975 | | Peter Fredrickson |
| 1974 | | Firooz Fowzi |
| 1973 | | Sergio Velasquez |
| 1972 | | Fesseha Wolde-Emmanuel Shoa Agonafer |
| 1971 | | Fesseha Wolde-Emmanuel Shoa Agonafer |

Selections are NCAA first-team unless otherwise indicated;

All-Far West

| | | |
|------|-------|---|
| 2021 | | Pietro Grassi Ben Reveno (2nd) Tucker Lopley (2nd) Yoni Sorokin (2nd) |
| 2019 | | Milan Iloski |
| 2018 | | Erik Holt Frankie Amaya (2nd) |
| 2016 | | Jose Hernandez Jackson Yueill (2nd) |
| 2015 | | Abu Danladi Jose Hernandez Jackson Yueill Seyi Adekoya (2nd) |
| 2014 | | Michael Amick Leo Stolz Earl Edwards Jr. (2nd) Seyi Adekoya (3rd) Andrew Tusaazemajja (3rd) |
| 2013 | | Earl Edwards Jr. Leo Stolz Victor Chavez (2nd) |
| 2012 | | Ryan Hollingshead Matt Wiet Fernando Monge (2nd) Reed Williams (3rd) |
| 2011 | | Chandler Hoffman Brian Rowe Andy Rose (2nd) Kelyn Rowe (2nd) Matt Wiet (3rd) |
| 2010 | | Kelyn Rowe Matt Wiet (3rd) |
| 2009 | | Kyle Nakazawa Brian Perk Michael Stephens (2nd) David Estrada (3rd) |
| 2008 | | Michael Stephens Maxwell Griffin (2nd) Jason Leopoldo (2nd) Brad Rusin (2nd) |
| 2007 | | Mike Zaher (3rd) |
| 2006 | | Sal Zizzo Mike Zaher (3rd) |
| 2005 | | Patrick Ianni Marvell Wynne Kamani Hill (2nd) Eric Reed (3rd) Mike Enfield Aaron Lopez |
| 2004 | | Aaron Lopez |
| 2003 | | Adolfo Gregorio Leonard Griffin Matt Taylor Zach Wells |
| 2002 | | Tim Pierce Scot Thompson (2nd) Zach Wells (2nd) Ryan Futagaki (3rd) Adolfo Gregorio (3rd) |
| 2001 | | Alex Yi Nelson Akwari (2nd) Tim Pierce (3rd) |
| 2000 | | McKinley Tennyson Jr. Shaun Tsakiris Ryan Lee (2nd) |
| 1999 | | Carlos Bocanegra Sasha Victorine Nick Rimando (2nd) Steve Shak (2nd) Pete Vagenas (2nd) |
| 1998 | | Carlos Bocanegra Seth George Nick Rimando |
| 1997 | | Sasha Victorine Tom Politi (2nd) Seth George Josh Keller (2nd) Tom Politi (2nd) |
| 1996 | | Tahj Jakins Sasha Victorine (2nd) Seth George (3rd) Kevin Hartman (3rd) |

| | | |
|------|-------|---|
| 1995 | | Adam Frye Eddie Lewis Antè Razov Chris Snitko Tahj Jakins (2nd) Greg Vanney (3rd) |
| 1994 | | Frankie Hejduk Eddie Lewis (2nd) Antè Razov (2nd) Chris Snitko (2nd) |
| 1993 | | Sean Henderson Tayt Ianni Jorge Salcedo Antè Razov (2nd) |
| 1992 | | Brad Friedel Joe-Max Moore Dan Beaney Tayt Ianni |
| 1991 | | Brad Friedel Mike Lapper Joe-Max Moore Cobi Jones Ray Fernandez Brad Friedel Cobi Jones Joe-Max Moore Billy Thompson Chris Henderson (2nd) |
| 1989 | | Anton Nistl Steve Black Mike Lapper Cobi Jones (2nd) Steve Black Ray Fernandez Billy Thompson Chris Henderson |
| 1988 | | Steve Black Ray Fernandez Billy Thompson Steve Black Billy Thompson Jeff Hooker (2nd) Paul Caligiuri Jeff Hooker Eric Biefeld (2nd) Tom Silvas (2nd) |
| 1987 | | Paul Caligiuri Dale Ervine Paul Krumpke Tom Silvas David Vanole |
| 1984 | | Tom Silvas Paul Krumpke Dale Ervine Tim Harris Dale Ervine Jeff Hooker Tim Harris Dale Ervine Paul Caligiuri (HM) Harry Tweedie Mike Getchell Tim Harris |
| 1980 | | Ole Mikkelsen Mike Callan Bill Bugbee |
| 1979 | | Greg Logan Ole Mikkelsen |
| 1978 | | Carlos Zavaleta Ole Mikkelsen Yosi Mizrahi |
| 1977 | | Carlos Zavaleta Ike Ezidema Leif Redal |
| 1976 | | Leif Redal Leif Redal Olessegun Adewale Ike Ezidema Sigi Schmid Leif Redal |
| 1975 | | Raul Zavaleta Peter Fredrickson Peter Fredrickson Fred Decker Sergio Velasquez Firooz Fowzi |
| 1973 | | Firooz Fowzi Faregal Gebreyesus Sergio Velasquez |

| | | |
|------|-------|---|
| 1972 | | Fesseha Wolde-Emmanuel Shoa Agonafer |
| 1971 | | Fesseha Wolde-Emmanuel Sergio Velasquez Shoa Agonafer Bernardo Ortiz |
| 1970 | | Fesseha Wolde-Emmanuel Shoa Agonafer Dieter Schulte |
| 1969 | | Fesseha Wolde-Emmanuel |

National Player of the Year

| | | |
|------|-------|-------------------------------|
| 2014 | | Leo Stolz (MAC Hermann, SA) |
| 2003 | | Zach Wells (SI on Campus) |
| 1999 | | Sasha Victorine (MAC, NSCAA) |
| 1992 | | Brad Friedel (Hermann Trophy) |
| 1990 | | Billy Thompson (ISAA) |
| 1986 | | Paul Caligiuri (SA) |

ISAA Goalkeeper of the Year

| | | |
|------|-------|--------------|
| 1995 | | Chris Snitko |
| 1992 | | Brad Friedel |
| 1989 | | Anton Nistl |

Freshman of the Year

| | | |
|------|-------|--------------------|
| 2014 | | Abu Danladi (TDS) |
| 2006 | | David Estrada (SA) |
| 1990 | | Brad Friedel (SA) |

All-Freshman Selections

| | | |
|------|-------|---|
| 2018 | | Frankie Amaya |
| 2015 | | Jose Hernandez Jackson Yueill |
| 2014 | | Abu Danladi Chase Gasper (2nd) Seyi Adekoya (2nd) |
| 2010 | | Kelyn Rowe Victor Chavez (2nd) |
| 2009 | | Amobi Okugo |
| 2006 | | David Estrada Kyle Nakazawa Michael Stephens (2nd) |
| 2005 | | Sal Zizzo |
| 2003 | | Chad Barrett Brandon Owens Alex Yi |
| 1997 | | Carlos Bocanegra McKinley Tennyson, Jr. |
| 1996 | | Sasha Victorine |
| 1990 | | Brad Friedel Joe-Max Moore |
| 1989 | | Chris Henderson |
| 1986 | | Lucas Martin |
| 1983 | | Anton Nistl Jeff Hooker Tom Silvas Dale Ervine Paul Caligiuri |



2014 MAC Hermann Trophy winner
Leo Stolz

Legend:
CSO - College Soccer Online
TDS - Top Drawer Soccer
SA - Soccer America
SN - Soccer News
CSN - College Soccer News
USC - United Soccer Coaches

Bruin All-Stars

NCAA All-Tournament Team

| | |
|-------------|--|
| 2014 | Leo Stolz Michael Amick Larry Ndjock |
| 2011 | Chandler Hoffman Ryan Hollingshead |
| 2006 | Tony Beltran David Estrada Jason Leopoldo |
| 2002 | Aaron Lopez (Off. MVP) Zach Wells (Def. MVP) Adolfo Gregorio Matt Taylor Scot Thompson |
| 1999 | Pete Vagenas Sasha Victorine |
| 1997 | Seth George (Off. MVP) Matt Reis (Def. MVP) Carlos Bocanegra Josh Keller Tom Poltt McKinley Tennyson, Jr. |

adidas Scholar-Athlete All-American

| | |
|-------------|-----------------------|
| 2007 | Mike Zaher (2nd team) |
| 1991 | Sam George |
| 1990 | Sam George |

adidas Scholar-Athlete All-Far West

| | |
|-------------|----------------------------|
| 2007 | Mike Zaher |
| 2003 | Dru Hoshimiya |
| 1995 | Caleb Meyer |
| 1994 | Josh Keller Caleb Meyer |
| 1988 | Fabrizio Luppi |

CSC Academic All-American

| | |
|-------------|--|
| 2022 | Tommy Silva (1st team) |
| 2016 | Michael Amick (1st team) |
| 2015 | Michael Amick (3rd team) |
| 2013 | Joe Sofia (1st team) |
| 2012 | Joe Sofia (1st team) Ryan Hollingshead (3rd team) |
| 2011 | Chandler Hoffman (2nd team) |
| 2003 | Zach Wells (2nd team) |
| 1997 | Josh Keller |

CSC Academic All-District

| | |
|-------------|---|
| 2022 | Tommy Silva Pietro Grassi Nate Crockford |
| 2016 | Michael Amick |
| 2015 | Grady Howe Michael Amick |
| 2014 | Grady Howe |
| 2013 | Grady Howe Joe Sofia Reed Williams |
| 2012 | Ryan Hollingshead Evan Raynr Joe Sofia Reed Williams |
| 2011 | Chandler Hoffman Ryan Hollingshead |
| 2005 | Luke Mehring |
| 2003 | Dru Hoshimiya Zach Wells |
| 1999 | Nick Paneno |
| 1997 | Josh Keller |
| 1983 | Roland Schmid |

All-Conference Teams

| | |
|----------------|---|
| 2022 | Tommy Silva (2nd) Jose Sosa (2nd) Jose Contell (2nd) Nate Crockford (2nd) Kevin Diaz (HM) Pietro Grassi (HM) |
| 2021 | Justin Garces (2nd) Pietro Grassi (2nd) Tommy Silva (2nd) Yoni Sorokin (2nd) Kevin Diaz (HM) Aaron Edwards (HM) Ahmed Longmire (HM) |
| 2020-21 | Ahmed Longmire (2nd) |

| | |
|-------------|--|
| | Tommy Silva (HM) |
| 2019 | Milan Iloski Riley Ferch (2nd) Matthew Powell (2nd) Eric Iloski (HM) |
| 2018 | Frankie Amaya Erik Holt Anderson Asiedu (2nd) Matt Hundley (2nd) Mohammed Kamara (2nd) Matthew Powell (2nd) Eric Iloski (HM) Milan Iloski (HM) |
| 2017 | Brian Iloski Erik Holt Anderson Asiedu (2nd) Eric Iloski (HM) Matthew Powell (HM) |
| 2016 | Jose Hernandez Jackson Yueill Seyi Adekoya (2nd) Brian Iloski (2nd) Felix Vobejda (2nd) Michael Amick (HM) Abu Danladi (HM) Erik Holt (HM) Seyi Adekoya (HM) Abu Danladi |
| 2015 | Jose Hernandez Jackson Yueill Michael Amick (HM) Chase Gasper (HM) Nathan Smith (HM) Javan Torre (HM) Jordan Vale (HM) Michael Amick Earl Edwards Jr. Leo Stolz Seyi Adekoya (2nd) Abu Danladi (HM) Grady Howe (HM) Aaron Simmons (HM) Nathan Smith (HM) Andrew Tusaazemajja (HM) Earl Edwards Jr. |
| 2013 | Earl Edwards Jr. Leo Stolz Victor Chavez (2nd) Victor Munoz (2nd) Aaron Simmons (2nd) Joe Sofia (HM) |
| 2012 | Ryan Hollingshead Fernando Monge Leo Stolz Reed Williams Victor Chavez (2nd) Evan Raynr (2nd) Joe Sofia (2nd) Matt Wiet (2nd) Earl Edwards Jr. (HM) |
| 2011 | Eder Arreola Chandler Hoffman Andy Rose Brian Rowe Kelyn Rowe Ryan Hollingshead (2nd) Matt Wiet (2nd) Victor Chavez (HM) Victor Munoz (HM) Evan Raynr (HM) Shawn Singh (HM) Joe Sofia (HM) |
| 2010 | Andy Rose Kelyn Rowe Eder Arreola (2nd) Victor Chavez (2nd) Brian Rowe (2nd) Shawn Singh (2nd) Ryan Hollingshead (HM) Evan Raynr (HM) Reed Williams (HM) David Estrada |
| 2009 | David Estrada Kyle Nakazawa Brian Perk Michael Stephens Amobi Okugo (2nd) |

| | |
|-------------|---|
| | Sean Alvarado (HM) |
| 2008 | Maxwell Griffin Jason Leopoldo Brad Rusin Michael Stephens Brian Perk (2nd) David Estrada (HM) Andy Rose (HM) Danny Suits (HM) Tony Beltran Jason Leopoldo Chance Myers Mike Zaher Kyle Nakazawa (2nd) David Estrada (HM) Greg Folk (HM) Maxwell Griffin (HM) Brandon Owens (HM) Brian Perk (HM) Brad Rusin (HM) Mike Zaher Sal Zizzo David Estrada (2nd) Jason Leopoldo (2nd) Kiel McClung (2nd) Kyle Nakazawa (HM) Eric Reed (HM) Brad Rusin (HM) Kamani Hill Patrick Ianni Eric Reed Marvell Wynne Jonathan Bornstein (2nd) Jordan Harvey (2nd) Brandon Owens (2nd) Sal Zizzo (2nd) Brad Rusin (HM) Mike Enfield Patrick Ianni Aaron Lopez Chad Barrett (2nd) Benny Feilhaber (2nd) Brandon Owens (2nd) Jordan Harvey (HM) Kamani Hill (HM) Eric Reed (HM) |
| 2003 | Adolfo Gregorio Leonard Griffin Brandon Owens Matt Taylor Zach Wells Chad Barrett (2nd) Aaron Lopez (2nd) Ty Maurin (2nd) Dru Hoshimiya (HM) Adolfo Gregorio Tim Pierce Scot Thompson Jimmy Frazelle (2nd) Tony Lawson (2nd) Zach Wells (2nd) Mike Enfield (HM) Ryan Futagaki (HM) Leonard Griffin (HM) Jordan Harvey (HM) Aaron Lopez (HM) Ty Maurin (HM) Cliff McKinley (HM) Matt Taylor (HM) |
| 2001 | Ryan Futagaki Adolfo Gregorio Tim Pierce Nelson Akwari (2nd) Zach Wells (2nd) Alex Yi (2nd) Dru Hoshimiya (HM) Brandon Kay (HM) Cliff McKinley (HM) Matt Taylor (HM) Scot Thompson (HM) Ryan Lee McKinley Tennyson Jr. Shaun Tsakiris DJ Countess (2nd) Alex Yi (2nd) |

| | |
|---|--|
| | Nelson Akwari (HM) Adolfo Gregorio (HM) Scot Thompson (HM) Caleb Westbay (HM) |
| 1999 | Carlos Bocanegra Nick Rimando Steve Shak Shaun Tsakiris Pete Vagenas Sasha Victorine Martin Bruno (2nd) Ryan Lee (2nd) McKinley Tennyson (2nd) Shea Travis (2nd) Carlos Bocanegra Seth George Sasha Victorine Nick Rimando (2nd) Steve Shak (2nd) Tom Poltt (HM) Pete Vagenas (HM) Carlos Bocanegra Kevin Coye Josh Keller Seth George Nick Theslof Pete Vagenas Nick Paneno (HM) Tom Poltt (HM) Matt Reis (HM) Nick Rimando (HM) Steve Shak (HM) Tahj Jakins Nick Theslof Sasha Victorine Kevin Coye (HM) Seth George (HM) Kevin Hartman (HM) Caleb Meyer (HM) Tom Poltt (HM) Pete Vagenas (HM) |
| 1995 | Adam Frye Tahj Jakins Eddie Lewis Antè Razov Chris Snitko Robbie LaBelle (2nd) Nick Theslof (2nd) Greg Vanney (2nd) Frankie Hejduk Eddie Lewis Antè Razov Chris Snitko Robbie LaBelle (2nd) Greg Vanney (2nd) |
| 1993 | Sean Henderson Tayt Ianni Antè Razov Jorge Salcedo Eric Chaisongkram (2nd) Frankie Hejduk (2nd) Eddie Lewis (2nd) John O'Brien (2nd) Chris Snitko (2nd) Adam Frye (HM) Robbie LaBelle (HM) Dan Beaney Brad Friedel Tayt Ianni Joe-Max Moore Sean Henderson (2nd) |
| Conference Player of the Year | |
| 2016 | Jose Hernandez (Co) (Pac-12) |
| 2013 | Leo Stolz (Pac-12) |
| 2012 | Ryan Hollingshead (Pac-12) |
| 2011 | Kelyn Rowe (Pac-12) |
| 2008 | Michael Stephens (Pac-10) |
| 2004 | Patrick Ianni (Pac-10) |
| 2003 | Matt Taylor (Pac-10) |
| 1999 | Sasha Victorine (MPSF) |
| 1998 | Seth George (MPSF) |
| Conference Scholar-Athlete of the Year | |
| 2016 | Michael Amick (Pac-12) |

Bruin All-Stars

2013..... Joe Sofia (Pac-12)
 2012..... Ryan Hollingshead (Pac-12)

Pac-12 Freshman of the Year

2015..... Jose Hernandez
 2010..... Kelyn Rowe
 2009..... Amobi Okugo
 2005..... Sal Zizzo
 2003..... Chad Barrett
 2000..... Alex Yi

Academic All-Conference

2020-21 Erik Baekkelund, Luke Bone
 Ollie de Visser, Constantinos Michaelides
 Andrew Paoli, Jose Sosa
 2019..... Erik Baekkelund
 Cameron Douglas
 Blayne Martinez
 2018..... Kike Poleo (1st)
 Blayne Martinez (2nd)
 Anderson Asiedu (HM)
 Erik Holt (HM)
 Milan Iloski (HM)
 Alex Knox (HM)
 Roman Martin (HM)
 Matthew Powell (HM)
 Brandon Terwege (HM)
 2017..... Blayne Martinez (2nd)
 Kike Poleo (2nd)
 Brian Iloski (HM)
 Christian Chavez (HM)
 Erik Holt (HM)
 2016..... Michael Amick (1st)
 Blayne Martinez (2nd)
 Felix Vobejda (2nd)
 Brian Iloski (HM)
 Matthew Powell (HM)
 2015..... Grady Howe (1st)
 Michael Amick (1st)
 Felix Vobejda (2nd)
 Seyi Adekoya (HM)
 Edgar Contreras (HM)
 Abu Danladi (HM)
 Larry Ndjock (HM)
 Jordan Vale (HM)
 2014..... Grady Howe (1st)
 Michael Amick (2nd)
 Gage Zerboni (2nd)
 Brian Iloski (HM)
 Larry Ndjock (HM)
 Felix Vobejda (HM)
 2013..... Grady Howe (1st)
 Ryan Lee (1st)
 Patrick Matchett (1st)
 Joe Sofia (1st)
 Reed Williams (2nd)
 Max Estrada (HM)
 Leo Stolz (HM)
 2012..... Ryan Hollingshead (1st)
 Joe Sofia (1st)
 Evan Raynr (2nd)
 Reed McKenna (HM)
 Reed Williams (HM)
 2011..... Chandler Hoffman (1st)
 Joe Sofia (1st)
 Ryan Hollingshead (2nd)
 Evan Raynr (2nd)
 Patrick Matchett (HM)
 Andy Rose (HM)
 Brian Rowe (HM)

..... Kelyn Rowe (HM)
 Shawn Singh (HM)
 Matt Wiet (HM)
 Reed Williams (HM)
 2010..... Chandler Hoffman (1st)
 Ryan Hollingshead (2nd)
 Evan Raynr (2nd)
 Andy Rose (HM)
 Brian Rowe (HM)
 Shawn Singh (HM)
 2009..... Kyle Nakazawa (HM)
 Andy Rose (HM)
 Brian Rowe (HM)
 Luis Serrano (HM)
 Danny Suits (HM)
 2008..... Maxwell Griffin (2nd)
 Kyle Nakazawa (HM)
 Danny Suits (HM)
 2007..... Mike Zaher (1st)
 Chance Myers (2nd)
 Greg Folk (HM)
 Danny Suits (HM)
 2006..... Eric Reed (2nd)
 Greg Folk (HM)
 Maxwell Griffin (HM)
 Mike Zaher (HM)
 2005..... Evan Corey (1st)
 Luke Mehring (2nd)
 Eric Reed (2nd)
 Greg Folk (HM)
 Mike Zaher (HM)
 2004..... Evan Corey (2nd)
 Eric Reed (HM)
 2003..... Dru Hoshimiya
 Zach Wells
 Matt Taylor (HM)
 Ryan Valdez (HM)
 2002..... Matt Taylor (2nd)
 Zach Wells (2nd)
 John Carson (HM)
 2001..... Nelson Akwari
 Dru Hoshimiya
 John Carson (2nd)
 Zach Wells (2nd)
 2000..... Caleb Westbay
 Scot Thompson (HM)
 1999..... Nick Paneno
 Sasha Victorine
 1996..... Adam Cooper
 Josh Keller

NSCAA Coach of the Year

2002..... Tom Fitzgerald
 1997..... Sigi Schmid

Soccer America Coach of the Year

1984..... Sigi Schmid

NSCAA Far West Coach of the Year

2003..... Tom Fitzgerald
 1999..... Todd Saldaña
 1984..... Sigi Schmid

Conference Coach of the Year

2012..... Jorge Salcedo (Pac-12)
 2011..... Jorge Salcedo (Pac-12)
 2008..... Jorge Salcedo (Pac-10)
 2004..... Jorge Salcedo (Pac-10)
 2003..... Tom Fitzgerald (Pac-10)
 1997..... Sigi Schmid (MPSF)
 1996..... Sigi Schmid (MPSF)
 1995..... Sigi Schmid (MPSF)

UCLA Athletic Hall of Fame

2022..... Ole Miikkelsen
 2016..... Chris Henderson
 2013..... Carlos Bocanegra
 2006..... Dennis Storer
 2004..... Sigi Schmid



Leo Stolz



Brad Friedel



Cobi Jones

Bruin All-Americans (1983-2022)



Michael Amick

2013-16 • Defender • Sunnyvale, CA

Third team NSCAA and second-team College Soccer News All-American in 2014 ... First-team Academic All-American in 2016 and third team in 2015 ... Three-time All-Pac-12 selection ... Named to the 2014 College Cup All-Tournament Team ... First team All-Freshman selection by College Soccer News and Top Drawer Soccer in 2013.

Career Statistics

| Yr | GP | GS | Min | Sh | GI | A | Pts |
|---------------|-----------|-----------|-------------|----------|----------|----------|----------|
| 2013 | 18 | 16 | 1484 | 2 | 0 | 0 | 0 |
| 2014 | 24 | 24 | 2287 | 0 | 0 | 0 | 0 |
| 2015 | 19 | 16 | 1262 | 4 | 1 | 0 | 2 |
| 2016 | 12 | 12 | 977 | 0 | 0 | 1 | 1 |
| Totals | 73 | 68 | 6010 | 6 | 1 | 1 | 3 |



Steve Black

1985-89 • Midfielder • San Diego, CA

NSCAA 2nd-team All-American in 1989 ... Three-time All-Far West selection ... Played in the 1985 NCAA Championship game ... Totalled seven assists in 1987.

Career Statistics

| Yr | GP | GS | Min | Sh | GI | A | Pts |
|---------------|-----------|-----------|-------------|------------|----------|-----------|-----------|
| 1985 | 25 | 24 | 1829 | 40 | 1 | 1 | 3 |
| 1987 | 22 | 22 | 1860 | 33 | 2 | 7 | 11 |
| 1988 | 15 | 14 | 1312 | 17 | 2 | 3 | 7 |
| 1989 | 21 | 21 | 1849 | 23 | 1 | 4 | 6 |
| Totals | 83 | 81 | 6850 | 113 | 6 | 15 | 27 |




Carlos Bocanegra

1997-99 • Defender • Alta Loma, CA

NSCAA 2nd-team All-American in 1999, Soccer America 1st-team pick in 1998 ... Two-time All-Far West and three-time All-MPSF honoree ... Soccer America All-Freshman team ... 1999 MAC Award and Hermann Trophy nominee.

Career Statistics

| Yr | GP | GS | Min | Sh | GI | A | Pts |
|---------------|-----------|-----------|-------------|-----------|----------|-----------|-----------|
| 1997 | 23 | 22 | 2061 | 11 | 5 | 3 | 13 |
| 1998 | 20 | 20 | 1720 | 16 | 2 | 5 | 9 |
| 1999 | 14 | 13 | 1290 | 9 | 2 | 2 | 6 |
| Totals | 57 | 55 | 5071 | 36 | 9 | 10 | 28 |



Paul Caligiuri

1982-86 • Defender • Diamond Bar, CA

NSCAA 1st-team All-American in 1985, 1986 ... Three-time All-Far West pick ... 1986 Soccer America Co-MVP ... Freshman All-American and Soccer America Freshman to Watch in 1982 ... 1997 inductee into UCLA's Athletic Hall of Fame.

Career Statistics

| Yr | GP | GS | Min | Sh | GI | A | Pts |
|---------------|-----------|-----------|-------------|------------|-----------|-----------|-----------|
| 1982 | 16 | 14 | 1354 | 21 | 6 | 1 | 13 |
| 1983 | 19 | 18 | 1670 | 59 | 5 | 2 | 12 |
| 1985 | 25 | 25 | 2421 | 62 | 4 | 2 | 10 |
| 1986 | 22 | 22 | 2108 | 55 | 3 | 7 | 13 |
| Totals | 82 | 79 | 7553 | 197 | 18 | 12 | 48 |



Earl Edwards Jr.

2010-2014 • Goalkeeper • San Diego, CA

Second-team Soccer America All-American in 2013 ... 2013 and 2014 first-team All-Pac-12 ... 2013 first-team and 2014 second-team NSCAA All-Far West selection ... 2012 honorable mention All-Pac-12 selection ... his 208 career saves rank fifth all-time in UCLA history ... three-time team captain in 2012, 2013 and 2014 ... totaled 19 shutouts in four seasons at UCLA ... 2013 UCLA Defensive MVP.

Career Statistics

| Yr | GP | GS | Min | Sv. | SO | GA | GAA | W-L |
|---------------|-----------|-----------|-------------|------------|-----------|-----------|-------------|-----------------|
| 2011 | 2 | 2 | 189 | 4 | 0 | 3 | 1.42 | 1-1-0 |
| 2012 | 15 | 15 | 1397 | 61 | 4 | 19 | 1.22 | 10-3-2 |
| 2013 | 20 | 20 | 1908 | 73 | 7 | 24 | 1.13 | 12-3-5 |
| 2014 | 24 | 24 | 2331 | 70 | 8 | 23 | 0.89 | 14-5-5 |
| Totals | 61 | 61 | 5825 | 208 | 19 | 69 | 1.07 | 37-12-12 |



Mike Enfield

2001-04 • Midfielder • Ventura, CA

First-team NSCAA All-American, All-Far West and All-Pac-10 in 2004 ... Led UCLA in scoring in 2004 with 13 goals and 30 points ... 2004 M.A.C. Hermann Trophy nominee ... In 2004, became one of only two Bruins to be named Team MVP and Team Offensive MVP in the same season.

Career Statistics

| Yr | GP | GS | Sh | GI | A | Pts |
|---------------|-----------|-----------|-----------|-----------|-----------|-----------|
| 2001 | 11 | 1 | 4 | 0 | 1 | 1 |
| 2002 | 24 | 19 | 13 | 0 | 3 | 3 |
| 2003 | 23 | 6 | 20 | 3 | 7 | 13 |
| 2004 | 20 | 20 | 54 | 13 | 4 | 30 |
| Totals | 78 | 46 | 91 | 16 | 15 | 47 |



Dale Ervine

1982-85 • Midfielder • Torrance, CA

NSCAA 1st-team All-American in 1984 and 1985 ... Four-time 1st-team All-Far West pick ... Led UCLA in scoring from 83-85 ... 1985 Olympia Award nominee ... School record-holder for single-season game-winning goals (8 in 1983).

Career Statistics

| Yr | GP | GS | Min | Sh | GI | A | Pts |
|---------------|-----------|-----------|-------------|------------|-----------|-----------|------------|
| 1982 | 17 | 16 | 1420 | 52 | 7 | 7 | 21 |
| 1983 | 22 | 22 | 1896 | 102 | 14 | 11 | 39 |
| 1984 | 22 | 22 | 1986 | 94 | 10 | 14 | 34 |
| 1985 | 22 | 18 | 1756 | 62 | 15 | 3 | 33 |
| Totals | 83 | 78 | 7058 | 310 | 46 | 35 | 127 |



Brad Friedel

1990-92 • Goalkeeper • Bay Village, OH

NSCAA 1st-team All-American in 1991, 1992 ... 1990 Soccer America Freshman of the Year ... Three-time All-Far West selection ... Did not allow a goal in the 1990 Final Four ... School record holder with a 0.60 career GAA ... 1992 Hermann Trophy winner and ISAA Goalkeeper of the Year.

Career Statistics

| Yr | GP | GS | Min | Sh | Sv. | SO | GA | GAA | W-L |
|---------------|-----------|-----------|-------------|------------|------------|-----------|-----------|-------------|-------------|
| 1990 | 21 | 21 | 2220 | 215 | 97 | 10 | 14 | 0.56 | 16-1 |
| 1991 | 21 | 21 | 1904 | 162 | 52 | 10 | 14 | 0.66 | 17-4 |
| 1992 | 19 | 19 | 1860 | 160 | 44 | 10 | 12 | 0.58 | 13-3 |
| Totals | 61 | 61 | 5984 | 537 | 193 | 30 | 40 | 0.60 | 46-8 |



Seth George

1995-98 • Forward • Mission Viejo, CA

NSCAA 1st-team All-American in 1998, 2nd-team in 1997 ... 1998 MPSF Co-Player of the Year ... Owns school records for game-winning goals (career, 20; season, 8) and career multiple goal games (nine) ... Ranks fifth on UCLA's all-time list for career goals (49) and sixth for career points (125).

Career Statistics

| Yr | GP | GS | Min | Sh | GI | A | Pts |
|---------------|-----------|-----------|-------------|------------|-----------|-----------|------------|
| 1995 | 21 | 12 | 817 | 28 | 6 | 2 | 14 |
| 1996 | 20 | 8 | 1017 | 48 | 12 | 7 | 31 |
| 1997 | 24 | 23 | 1949 | 100 | 16 | 10 | 42 |
| 1998 | 21 | 18 | 1614 | 77 | 15 | 8 | 38 |
| Totals | 86 | 61 | 5397 | 253 | 49 | 27 | 125 |



Leonard Griffin

2000-03 • Defender • Palmdale, CA

NSCAA and Soccer America 1st-team All-American, All-Far West and All-Pac-10 in 2003 ... Earned honorable mention All-Pac-10 honors in 2002 ... Played in every game during his UCLA career, a total of 89 games ... Led UCLA's defense to a school record-tying 0.52 team GAA in 2003.

Career Statistics

| Yr | GP | GS | Sh | GI | A | Pts |
|---------------|-----------|-----------|-----------|----------|----------|-----------|
| 2000 | 19 | 10 | 12 | 2 | 0 | 4 |
| 2001 | 23 | 18 | 11 | 0 | 2 | 2 |
| 2002 | 24 | 23 | 14 | 0 | 1 | 1 |
| 2003 | 23 | 23 | 16 | 0 | 4 | 4 |
| Totals | 89 | 74 | 53 | 2 | 7 | 11 |

Bruin All-Americans (1983-2021)



Tim Harris 1980-83 • Goalkeeper • Torrance, CA

The first in a long line of standout UCLA keepers ... NSCAA 1st-team All-American in 1983 ... Three-time All-Far West selection ... Still ranks third on UCLA's career list for victories (48) and saves (259) ... Two-time team MVP.

Career Statistics

| Yr | GP | GS | Min | Sh | Sv. | SO | GA | GAA |
|---------------|-----------|-----------|-------------|------------|------------|-----------|-----------|-------------|
| 1980 | 11 | 11 | 1050 | 93 | 45 | 7 | 5 | 0.60 |
| 1981 | 19 | 19 | 1735 | 173 | 88 | 15 | 11 | 0.78 |
| 1982 | 15 | 15 | 1390 | 103 | 40 | 19 | 3 | 1.23 |
| 1983 | 22 | 22 | 2060 | 263 | 86 | 19 | 11 | 0.83 |
| Totals | 67 | 67 | 6235 | 632 | 259 | 60 | 30 | 0.86 |



Frankie Hejduk 1992-94 • Defender • Encinitas, CA

NSCAA 2nd-team All-American and 1st-team All-Far West in 1994 ... Only defender named to the All-MPSF first-team in 1994 ... Ranked third on the team in 1994 with six goals scored ... Named team's Co-Defensive MVP in 1994.

Career Statistics

| Yr | GP | GS | Min | Sh | GI | A | Pts |
|---------------|-----------|-----------|-------------|-----------|----------|----------|-----------|
| 1992 | 19 | 11 | 1149 | 13 | 0 | 2 | 2 |
| 1993 | 20 | 19 | 1684 | 4 | 0 | 3 | 3 |
| 1994 | 21 | 21 | 1896 | 13 | 6 | 3 | 15 |
| Totals | 60 | 51 | 4729 | 30 | 6 | 8 | 20 |



Chris Henderson 1989-90 • Midfielder • Everett, WA

NSCAA 1st-team All-American in 1990 ... One of three collegians to earn a spot on the 1990 U.S. World Cup team and the youngest competitor in the tournament ... Named to the 1989 Soccer America All-Freshman Team.

Career Statistics

| Yr | GP | GS | Min | Sh | GI | A | Pts |
|---------------|-----------|-----------|-------------|------------|----------|-----------|-----------|
| 1989 | 22 | 21 | 2162 | 66 | 3 | 7 | 13 |
| 1990 | 14 | 13 | 1356 | 49 | 5 | 5 | 15 |
| Totals | 36 | 34 | 3518 | 115 | 8 | 12 | 28 |



Jose Hernandez 2015-16 • Midfielder • Mexico City, Mexico

NSCAA 3rd-team All-American in 2016 ... 2016 Pac-12 Co-Player of the Year ... 2015 Pac-12 Freshman of the Year ... Two-time All-Pac-12 first team selection and NSCAA All-Far West first team honoree ... 2016 M.A.C Award Watch List.

Career Statistics

| Yr | GP | GS | Sh | GI | A | Pts |
|---------------|-----------|-----------|-----------|-----------|-----------|-----------|
| 2015 | 21 | 20 | 32 | 11 | 4 | 26 |
| 2016 | 20 | 20 | 20 | 5 | 6 | 16 |
| Totals | 41 | 40 | 52 | 16 | 10 | 42 |



Chandler Hoffman 2009-11 • Forward • Birmingham, AL

NSCAA 3rd-team All-American and 1st-team All-Far West in 2011 ... 2011 1st-team Soccer America and 2nd-team College Soccer News All-American ... Set all-time single season Pac-12 records for goals and points in 2011 ... 2011 1st-team All-Pac-12 honoree and M.A.C. Hermann Trophy semifinalist ... All-Tournament selection at 2011 College Cup.

Career Statistics

| Yr | GP | GS | Sh | GI | A | Pts |
|---------------|-----------|-----------|------------|-----------|----------|-----------|
| 2009 | 19 | 15 | 25 | 5 | 2 | 12 |
| 2010 | 11 | 6 | 28 | 6 | 1 | 13 |
| 2011 | 24 | 24 | 53 | 18 | 6 | 42 |
| Totals | 54 | 45 | 106 | 29 | 9 | 67 |




Ryan Hollingshead 2009-12 • Midfielder • Granite Bay, CA

NSCAA 2nd-team All-American and 1st-team All-Far West selection in 2012 ... 2012 Pac-12 Player of the Year ... 2012 second-team College Soccer News All-American ... Three-time All-Pac-12 selection (2010-2012), earning first-team honors in 2012 ... 2011 NCAA All-Tournament selection.

Career Statistics

| Yr | GP | GS | Sh | GI | A | Pts |
|---------------|-----------|-----------|------------|-----------|-----------|-----------|
| 2009 | 20 | 12 | 17 | 4 | 1 | 9 |
| 2010 | 22 | 22 | 21 | 2 | 5 | 9 |
| 2011 | 20 | 16 | 23 | 3 | 7 | 13 |
| 2012 | 22 | 22 | 61 | 7 | 8 | 22 |
| Totals | 81 | 69 | 122 | 16 | 21 | 53 |



Erik Holt 2015-18 • Defender • San Diego, CA

United Soccer Coaches Third Team All-American in '18 ... Two-time All-Pac-12 first teamer ... Team captain in 2017-18 ... Led UCLA in minutes played each season from 2016-18.

Career Statistics

| Yr | GP | GS | Min | Sh | GI | A | Pts |
|---------------|-----------|-----------|--------------|-----------|----------|----------|----------|
| 2015 | 16 | 6 | 539 | 6 | 0 | 1 | 1 |
| 2016 | 20 | 20 | 1,852 | 7 | 0 | 0 | 0 |
| 2017 | 16 | 16 | 1,440 | 11 | 1 | 1 | 3 |
| 2018 | 19 | 19 | 1,684 | 14 | 0 | 3 | 3 |
| Totals | 71 | 61 | 5,515 | 38 | 1 | 5 | 7 |



Jeff Hooker 1983-87 • Forward • Diamond Bar, CA

NSCAA 2nd-team All-American in 1987 ... Earned All-Far West honors in each of his three years ... Selected to Soccer America's All-Freshman team in 1983 ... One of just four collegians on the 1984 U.S. Olympic team.

Career Statistics

| Yr | GP | GS | Min | Sh | GI | A | Pts |
|---------------|-----------|-----------|-------------|------------|-----------|-----------|-----------|
| 1983 | 15 | 14 | 1185 | 56 | 7 | 3 | 17 |
| 1986 | 17 | 15 | 1356 | 56 | 5 | 3 | 13 |
| 1987 | 21 | 21 | 1680 | 42 | 8 | 5 | 21 |
| Totals | 53 | 50 | 4221 | 154 | 20 | 11 | 51 |




Patrick Ianni 2003-05 • Midfielder • Lodi, CA

NSCAA 2nd-team All-American, 1st-team All-Far West in '05 ... '05 M.A.C. Award semifinalist ... Two-time 1st-team All-Pac-10 ... '04 Pac-10 Co-Player of the Year.

Career Statistics

| Yr | GP | GS | Sh | GI | A | Pts |
|---------------|-----------|-----------|-----------|----------|----------|----------|
| 2003 | 19 | 6 | 8 | 0 | 0 | 0 |
| 2004 | 20 | 18 | 12 | 0 | 0 | 0 |
| 2005 | 19 | 17 | 14 | 2 | 2 | 6 |
| Totals | 58 | 41 | 34 | 2 | 2 | 6 |



Milan Iloski 2017-19 • Forward • Escondido, CA

CSN 2nd-team All-American, 1st Team All-Far West in 2019 ... Led NCAA in GPG (1.06) in 2019 ... Scored UCLA record five goals vs. SDSU on 10/6/19 ... He and brothers Eric, Brian all played on 2017 team.

Career Statistics

| Yr | GP | GS | Min | Sh | GI | A | Pts |
|---------------|-----------|-----------|--------------|------------|-----------|----------|-----------|
| 2017 | 17 | 10 | 1,086 | 31 | 3 | 2 | 8 |
| 2018 | 13 | 11 | 866 | 37 | 3 | 2 | 8 |
| 2019 | 16 | 15 | 1,368 | 61 | 17 | 2 | 36 |
| Totals | 46 | 36 | 3,320 | 129 | 23 | 6 | 52 |



Tahj Jakins 1993-96 • Defender • Huntington Beach, CA

NSCAA 1st-team All-American in 1996 ... No. 1 pick in the MLS college draft by the Colorado Rapids ... 1996 M.A.C. Award nominee ... Two-time 1st-team All-MPSF.

Career Statistics

| Yr | GP | GS | Min | Sh | GI | A | Pts |
|---------------|-----------|-----------|-------------|-----------|----------|----------|-----------|
| 1993 | 7 | 0 | 135 | 0 | 0 | 0 | 0 |
| 1994 | 21 | 20 | 1828 | 7 | 2 | 2 | 6 |
| 1995 | 22 | 22 | 1930 | 19 | 1 | 5 | 7 |
| 1996 | 20 | 20 | 1868 | 12 | 1 | 2 | 4 |
| Totals | 70 | 62 | 5761 | 38 | 4 | 9 | 17 |

Bruin All-Americans (1983-2021)



Cobi Jones

1988-91 • Midfielder • Westlake, CA

NSCAA 2nd-team All-American in 1991 ... A walk-on who later earned a scholarship ... Three-time All-Far West selection ... Holds the school record with 18 single-season assists ... Ranks second in career assists (37).

Career Statistics

| Yr | GP | GS | Min | Sh | GI | A | Pts |
|---------------|-----------|-----------|-------------|------------|-----------|-----------|-----------|
| 1988 | 21 | 19 | 1559 | 24 | 4 | 7 | 15 |
| 1989 | 23 | 23 | 2034 | 63 | 8 | 7 | 23 |
| 1990 | 24 | 22 | 1964 | 44 | 3 | 5 | 11 |
| 1991 | 22 | 22 | 1949 | 58 | 8 | 18 | 34 |
| Totals | 90 | 86 | 7506 | 189 | 23 | 37 | 83 |



Josh Keller

1994-97 • Midfielder • Laguna Niguel, CA

Soccer News honorable mention All-American, 2nd-team NSCAA All-Far West and 1st-team All-MPSF in 1997 ... All-tournament selection at the 1997 NCAA Championships ... GTE/CoSIDA Academic All-American in 1997.

Career Statistics

| Yr | GP | GS | Min | Sh | GI | A | Pts |
|---------------|-----------|-----------|-------------|-----------|-----------|-----------|-----------|
| 1994 | 23 | 12 | 1485 | 24 | 4 | 3 | 11 |
| 1995 | 5 | 4 | 323 | 5 | 2 | 1 | 5 |
| 1996 | 12 | 11 | 996 | 18 | 3 | 4 | 10 |
| 1997 | 23 | 23 | 2045 | 27 | 7 | 6 | 20 |
| Totals | 63 | 50 | 4849 | 74 | 16 | 14 | 46 |



Mike Lapper

1988-91 • Defender • Huntington Beach, CA

NSCAA 2nd-team All-American in 1991 ... Sat out the entire 1990 regular season with a broken shin bone but returned to score the game-tying goal in the NCAA first round ... Two-time All-Far West selection.

Career Statistics

| Yr | GP | GS | Min | Sh | GI | A | Pts |
|---------------|-----------|-----------|-------------|------------|-----------|----------|-----------|
| 1988 | 21 | 20 | 1783 | 23 | 2 | 3 | 7 |
| 1989 | 23 | 23 | 2156 | 40 | 4 | 1 | 9 |
| 1990 | 4 | 4 | 480 | 4 | 1 | 0 | 2 |
| 1991 | 22 | 22 | 2000 | 39 | 3 | 1 | 7 |
| Totals | 70 | 69 | 6419 | 106 | 10 | 5 | 25 |



Eddie Lewis

1992-95 • Midfielder • Cerritos, CA

Soccer News honorable mention All-American and Elite 11 in 1995 ... Also named to the All-America team in 1994 ... Two-time NSCAA All-Far West and three-time All-MPSF selection ... UCLA's Offensive MVP in 1994, 1995.

Career Statistics

| Yr | GP | GS | Min | Sh | GI | A | Pts |
|---------------|-----------|-----------|-------------|------------|-----------|-----------|-----------|
| 1992 | 19 | 9 | 1251 | 23 | 4 | 5 | 13 |
| 1993 | 21 | 21 | 1623 | 43 | 7 | 8 | 22 |
| 1994 | 18 | 17 | 1429 | 31 | 8 | 5 | 21 |
| 1995 | 22 | 21 | 1738 | 59 | 11 | 10 | 32 |
| Totals | 80 | 68 | 6041 | 156 | 30 | 28 | 88 |



Joe-Max Moore

1990-92 • Midfielder • Irvine, CA

NSCAA 1st-team All-American in 1992 and a 2nd-team selection in 1991 ... Earned Soccer America All-Freshman Team honors in 1990 ... Three-time All-Far West selection ... Ranks 10th on UCLA's all-time scoring list with 100 career points ... UCLA's team MVP in 1991.

Career Statistics

| Yr | GP | GS | Min | Sh | GI | A | Pts |
|---------------|-----------|-----------|-------------|------------|-----------|-----------|------------|
| 1990 | 24 | 24 | 2396 | 87 | 11 | 10 | 32 |
| 1991 | 22 | 22 | 2017 | 115 | 18 | 7 | 43 |
| 1992 | 19 | 17 | 1630 | 71 | 9 | 7 | 25 |
| Totals | 65 | 63 | 6043 | 273 | 38 | 24 | 100 |




Kyle Nakazawa

2006-09 • Midfielder • Palos Verdes Estates, CA

NSCAA and Soccer America 1st-team All-American in 2009 ... Semifinalist for 2009 M.A.C. Hermann Trophy ... Two-time UCLA Team MVP (2009, 2007) ... Led the Pac-10 in scoring in 2009 with 31 points and in assists in 2007 with seven ... Soccer America first-team All-Freshman selection in 2006.

Career Statistics

| Yr | GP | GS | Sh | GI | A | Pts |
|---------------|-----------|-----------|------------|-----------|-----------|-----------|
| 2006 | 24 | 24 | 39 | 4 | 8 | 16 |
| 2007 | 21 | 21 | 36 | 3 | 7 | 13 |
| 2008 | 10 | 6 | 7 | 1 | 4 | 6 |
| 2009 | 20 | 20 | 56 | 12 | 7 | 31 |
| Totals | 75 | 71 | 138 | 20 | 26 | 66 |



Anton Nistl

1986-89 • Goalkeeper • Los Angeles, CA

NSCAA 1st-team All-American in 1989 ... UCLA career record-holder for shutouts (41) and victories (56) ... Single-season record-holder for shutouts with 16 in 1989 ... Soccer America All-Freshman selection in 1986.

Career Statistics

| Yr | GP | GS | Min | Sh | Sv. | SO | GA | GAA | W-L |
|---------------|-----------|-----------|-------------|------------|------------|-----------|-----------|-------------|--------------|
| 1986 | 22 | 22 | 2030 | 180 | 78 | 11 | 12 | 0.53 | 16-1 |
| 1987 | 15 | 15 | 1371 | 145 | 36 | 3 | 19 | 1.24 | 9-5 |
| 1988 | 22 | 22 | 2012 | 162 | 58 | 11 | 18 | 0.80 | 13-5 |
| 1989 | 23 | 23 | 2191 | 197 | 89 | 16 | 13 | 0.53 | 18-4 |
| Totals | 82 | 82 | 7604 | 684 | 261 | 41 | 62 | 0.73 | 56-15 |



Brian Perk

2006-09 • Goalkeeper • Rancho Santa Margarita, CA

NSCAA 2nd-team All-American in 2009 ... Three-time All-Pac-10 honoree ... Led the Pac-10 in goals against average in 2009 (0.87) ... Named Pac-10 Player of the Week a record-tying four times in his career ... His 241 career saves rank fourth on UCLA's all-time list ... Top Drawer Soccer second-team all-freshman in 2006.

Career Statistics

| Yr | GP | GS | Min | Sv. | SO | GA | GAA | W-L-T |
|---------------|-----------|-----------|-------------|------------|-----------|-----------|-------------|-----------------|
| 2006 | 7 | 7 | 710 | 29 | 0 | 10 | 1.27 | 3-1-3 |
| 2007 | 20 | 20 | 1863 | 84 | 5 | 22 | 1.06 | 9-8-3 |
| 2008 | 19 | 19 | 1770 | 75 | 7 | 19 | 0.97 | 9-5-4 |
| 2009 | 15 | 15 | 1349 | 53 | 4 | 13 | 0.87 | 8-4-2 |
| Totals | 61 | 61 | 5692 | 241 | 16 | 64 | 1.01 | 29-18-12 |



Tim Pierce

1999-2002 • Forward • Dana Point, CA

NSCAA 1st-team All-American and All-Far West in 2002 ... Two-time first-team All-Pac-10 ... Two-time UCLA Offensive MVP ... Set school record for fastest goal in a game (0:16) in 2002, also the fifth-fastest in NCAA history.

Career Statistics

| Yr | GP | GS | Sh | GI | A | Pts |
|---------------|-----------|-----------|------------|-----------|----------|-----------|
| 1999 | 11 | 1 | 5 | 0 | 0 | 0 |
| 2000 | 11 | 4 | 11 | 1 | 0 | 2 |
| 2001 | 22 | 12 | 72 | 10 | 2 | 22 |
| 2002 | 23 | 17 | 63 | 12 | 7 | 31 |
| Totals | 67 | 34 | 151 | 23 | 9 | 55 |



Tom Polti


1995-98 • Midfielder • San Marcos, CA

Soccer News Honorable Mention All-American and first-team All-West in 1997 ... All-Tournament selection at the 1997 Final Four ... Two-time NSCAA All-Far West 2nd-team selection and three-time All-MPSF honoree.

Career Statistics

| Yr | GP | GS | Min | Sh | GI | A | Pts |
|---------------|-----------|-----------|-------------|------------|-----------|-----------|-----------|
| 1995 | 22 | 3 | 803 | 13 | 3 | 3 | 9 |
| 1996 | 20 | 20 | 1686 | 36 | 4 | 6 | 14 |
| 1997 | 21 | 21 | 1690 | 24 | 4 | 3 | 11 |
| 1998 | 19 | 19 | 1529 | 30 | 2 | 4 | 8 |
| Totals | 82 | 63 | 5708 | 103 | 13 | 16 | 42 |

Bruin All-Americans (1983-2021)



Ante Razov

1992-95 • Forward • Fontana, CA

NSCAA 2nd-team All-American and a finalist for the MAC Player of the Year Award in 1995 ... Two-time All-Far West and three-time All-MPSF first-team selection.

Career Statistics

| Yr | GP | GS | Min | Sh | GI | A | Pts |
|---------------|-----------|-----------|-------------|------------|-----------|-----------|------------|
| 1992 | 16 | 7 | 766 | 24 | 5 | 1 | 11 |
| 1993 | 18 | 15 | 1164 | 69 | 11 | 11 | 33 |
| 1994 | 22 | 22 | 1754 | 92 | 14 | 8 | 36 |
| 1995 | 14 | 8 | 870 | 44 | 10 | 9 | 29 |
| Totals | 70 | 52 | 4554 | 229 | 40 | 29 | 109 |



Matt Reis

1994-97 • Goalkeeper • Mission Viejo, CA

Soccer America All-American in 1997 ... Defensive MVP of the 1997 NCAA Final Four after playing 221 shutout minutes and recording a school-record 11 saves in the semifinals and nine saves in the championship game.

Career Statistics

| Yr | GP | GS | Min | Sh | Sv. | SO | GA | GAA | W-L |
|---------------|-----------|-----------|-------------|------------|-----------|--------------|-----------|-------------|-------------|
| 1994 | 7 | 3 | 391 | 49 | 14 | 0(3) | 11 | 2.53 | 1-2 |
| 1995 | 2 | 0 | 27 | 1 | 0 | 0(1) | 1 | 3.33 | 0-0 |
| 1996 | 6 | 3 | 332 | 11 | 6 | 2(2) | 1 | 0.27 | 3-0 |
| 1997 | 19 | 19 | 1675 | 171 | 75 | 9(2) | 12 | 0.64 | 17-2 |
| Totals | 34 | 25 | 2425 | 232 | 95 | 11(8) | 25 | 0.93 | 21-4 |




Nick Rimando

1997-99 • Goalkeeper • Montclair, CA

NSCAA 2nd-team All-American in 1998 ... Two-time All-Far West and three-time All-MPSF selection ... Held the school record for most wins in a season (19) ... Ranks second all-time in career goals against average (0.67).

Career Statistics

| Yr | GP | GS | Min | Sv. | SO | GA | GAA | W-L |
|---------------|-----------|-----------|-------------|------------|--------------|-----------|-------------|-------------|
| 1997 | 7 | 5 | 485 | 12 | 2(2) | 1 | 0.19 | 5-0 |
| 1998 | 19 | 19 | 1640 | 62 | 8(3) | 12 | 0.66 | 15-4 |
| 1999 | 22 | 22 | 2068 | 72 | 8(1) | 18 | 0.78 | 19-3 |
| Totals | 48 | 46 | 4193 | 146 | 18(6) | 31 | 0.67 | 39-7 |



Brian Rowe

2007-11 • Goalkeeper • Eugene, OR

NSCAA 2nd-team All-American in 2011 ... 2011 1st-team All-Far West selection ... 2011 2nd-team College Soccer News and Soccer America All-American ... Recorded 8 straight shutouts in 2011 and 12 overall, which ranked 3rd on UCLA's all-time single season list.

Career Statistics

| Yr | GP | GS | Min | Sv. | SO | GA | GAA | W-L |
|---------------|-----------|-----------|-------------|------------|-----------|-----------|-------------|---------------|
| 2008 | 2 | 0 | 29 | 1 | 0 | 1 | 3.12 | 0-0-0 |
| 2009 | 7 | 5 | 531 | 26 | 1 | 5 | 0.85 | 4-0-2 |
| 2010 | 22 | 22 | 2033 | 91 | 8 | 24 | 1.06 | 16-5-1 |
| 2011 | 22 | 22 | 2046 | 69 | 12 | 17 | 0.75 | 17-3-2 |
| Totals | 53 | 49 | 4639 | 187 | 21 | 47 | 0.91 | 37-8-5 |



Kelyn Rowe

2010-11 • Midfielder • Federal Way, WA

2011 2nd-team College Soccer News and Soccer America All-American ... 3rd-team NSCAA All-American in 2010 ... 2010 Pac-10 Freshman of the Year and 2011 Pac-12 Player of the Year ... Two-time first-team All-Pac-12 honoree ... 2010 First-team NSCAA All-Far West Region ... 2010 First-team All-Rookie selection ... Led Pac-12 with 10 assists in 2011.

Career Statistics

| Yr | GP | GS | Sh | GI | A | Pts |
|---------------|-----------|-----------|------------|-----------|-----------|-----------|
| 2010 | 22 | 21 | 63 | 7 | 10 | 24 |
| 2011 | 24 | 18 | 69 | 6 | 10 | 22 |
| Totals | 46 | 39 | 132 | 13 | 20 | 46 |



Jorge Salcedo

1990-93 • Midfielder • Cerritos, CA

1st-team NSCAA All-American, All-Far West and All-MPSF in 1993 ... Scored the decisive penalty kick in the 1990 NCAA Championship game ... Defensive MVP of the 1993 UCLA Pacific Soccer Classic.

Career Statistics

| Yr | GP | GS | Min | Sh | GI | A | Pts |
|---------------|-----------|-----------|-------------|-----------|----------|----------|-----------|
| 1990 | 24 | 24 | 1965 | 30 | 3 | 2 | 8 |
| 1991 | 20 | 20 | 1574 | 10 | 0 | 2 | 2 |
| 1992 | 10 | 8 | 828 | 10 | 0 | 1 | 1 |
| 1993 | 20 | 20 | 1860 | 27 | 3 | 2 | 8 |
| Totals | 74 | 72 | 6227 | 77 | 6 | 7 | 19 |




Steve Shak

1997-99 • Defender • Cerritos, CA

College Soccer All-American in 1998 and 1999 ... No. 1 overall pick in the 2000 MLS draft ... 2nd-team All-Far West in 1999 ... Three-time All-MPSF ... Walk-on who went from playing zero minutes as a freshman to being a Hermann Trophy nominee as a junior.

Career Statistics

| Yr | GP | GS | Min | Sh | GI | A | Pts |
|---------------|-----------|-----------|-------------|-----------|----------|----------|----------|
| 1997 | 23 | 22 | 1982 | 0 | 0 | 0 | 0 |
| 1998 | 21 | 19 | 1783 | 5 | 0 | 0 | 0 |
| 1999 | 22 | 22 | 2108 | 14 | 2 | 0 | 4 |
| Totals | 66 | 63 | 5873 | 19 | 2 | 0 | 4 |



Chris Snitko

1992-95 • Goalkeeper • Anaheim Hills, CA

NSCAA 1st-team All-American and ISAA Goalkeeper of the Year in 1995 ... Two-time All-Far West and three-time All-MPSF selection ... Holds school records for consecutive shutout minutes (851), consecutive shutout games (9) and single-game saves (11).

Career Statistics

| Yr | GP | GS | Min | Sh | Sv. | SO | GA | GAA | W-L-T |
|---------------|-----------|-----------|-------------|------------|------------|-----------|-----------|-------------|---------------|
| 1993 | 18 | 18 | 1625 | 118 | 43 | 12 | 13 | 0.72 | 16-2 |
| 1994 | 20 | 20 | 1829 | 200 | 75 | 8 | 14 | 0.68 | 17-3 |
| 1995 | 18 | 18 | 1630 | 142 | 54 | 11 | 12 | 0.66 | 14-3-1 |
| Totals | 56 | 56 | 5084 | 460 | 172 | 31 | 39 | 0.69 | 47-8-1 |



Michael Stephens

2006-09 • Midfielder • Naperville, IL

2nd-team All-American in 2008 by Soccer America ... 2008 Pac-10 Player of the Year and 1st-team NSCAA All-Far West and All-Pac-10 ... Tied for the Pac-10 lead with nine assists in 2008, including a school-record four at San Diego State ... First player ever to earn Pac-10 Player of the Week honors three times in one year.

Career Statistics

| Yr | GP | GS | Sh | GI | A | Pts |
|---------------|-----------|-----------|-----------|-----------|-----------|-----------|
| 2006 | 24 | 22 | 24 | 2 | 3 | 7 |
| 2007 | 21 | 20 | 16 | 2 | 1 | 5 |
| 2008 | 21 | 21 | 29 | 7 | 9 | 23 |
| 2009 | 15 | 15 | 21 | 0 | 7 | 7 |
| Totals | 81 | 78 | 90 | 11 | 20 | 42 |



Leo Stolz

2012-2014 • Midfielder • Munich, Germany

2014 MAC Hermann Trophy Winner ... 2013 & 2014 first-team All-American by the NSCAA, Soccer America and College Soccer News ... 2013 Pac-12 Player of the Year ... 2012, 2013 & 2014 first-team All-Pac-12 selection ... led the Pac-12 with 30 points (11 g, 8 a), 1.50 points per game, 11 goals and 0.55 goals per game in 2013.

Career Statistics

| Yr | GP | GS | Sh | GI | A | Pts |
|---------------|-----------|-----------|------------|-----------|-----------|-----------|
| 2011 (GMU) | 18 | 18 | 48 | 4 | 3 | 11 |
| 2012 | 19 | 18 | 17 | 0 | 8 | 8 |
| 2013 | 20 | 18 | 40 | 11 | 8 | 30 |
| 2014 | 24 | 24 | 61 | 9 | 6 | 24 |
| Totals | 81 | 78 | 166 | 24 | 25 | 73 |

Bruin All-Americans (1983-2021)



Matt Taylor

2000-03 • Forward • Irvine, CA

All-America selection in 2003 by *Soccer America* and the NSCAA (2nd team) ... 2003 Pac-10 Player of the Year and a three-time All-Pac-10 honoree ... All-Tournament selection at the 2002 College Cup ... UCLA's career leader in hat tricks with three ... Two-time Pac-10 All-Academic honoree.

Career Statistics

| Yr | GP | GS | Sh | GI | A | Pts |
|---------------|-----------|-----------|------------|-----------|-----------|-----------|
| 2000 | 18 | 7 | 14 | 0 | 2 | 2 |
| 2001 | 23 | 14 | 46 | 7 | 2 | 16 |
| 2002 | 24 | 15 | 45 | 12 | 8 | 32 |
| 2003 | 22 | 19 | 58 | 14 | 8 | 36 |
| Totals | 87 | 55 | 163 | 33 | 20 | 86 |



McKinley Tennyson Jr.

1997-2000 • Forward • Indianapolis, IN

NSCAA 2nd-team All-American in 2000 ... 1st-team NSCAA All-Far West and All-Pac-10 in 2000 ... First UCLA player ever to record back-to-back hat tricks ... Ranks ninth all-time in career scoring (102 points) and 10th in career goals scored (40) ... All-tournament selection at 1997 NAAs.

Career Statistics

| Yr | GP | GS | Sh | GI | A | Pts |
|---------------|-----------|-----------|------------|-----------|-----------|------------|
| 1997 | 23 | 12 | 45 | 8 | 7 | 23 |
| 1998 | 15 | 5 | 30 | 5 | 4 | 14 |
| 1999 | 17 | 14 | 70 | 12 | 7 | 31 |
| 2000 | 18 | 18 | 86 | 15 | 4 | 34 |
| Totals | 73 | 49 | 231 | 40 | 22 | 102 |



Billy Thompson

1986-90 • Forward • Santa Cruz, CA

1990 ISAA/adidas Player of the Year ... NSCAA 1st-team All-American in 1990 and 1988 ... Owns the school single-game record with four goals ... Scored a school-record two hat tricks in 1990 ... Ranks eighth all-time with 42 career goals.

Career Statistics

| Yr | GP | GS | Min | Sh | GI | A | Pts |
|---------------|-----------|-----------|-------------|------------|-----------|-----------|------------|
| 1986 | 20 | 4 | 864 | 26 | 4 | 5 | 13 |
| 1987 | 22 | 20 | 1649 | 66 | 7 | 7 | 21 |
| 1988 | 22 | 22 | 1995 | 69 | 13 | 8 | 34 |
| 1990 | 24 | 24 | 2083 | 66 | 18 | 7 | 43 |
| Totals | 88 | 70 | 6591 | 227 | 42 | 27 | 111 |



Scot Thompson

1999-2002 • Defender • Rancho Santa Margarita, CA

Soccer America Collegiate MVP team and NSCAA All-Far West in 2002 ... College Cup All-Tournament selection in 2002 ... Two-time All-Pac-10 honoree ... Academic All-Pac-10 selection in 2000 ... Twice named UCLA Defensive MVP.

Career Statistics

| Yr | GP | GS | Sh | GI | A | Pts |
|---------------|-----------|-----------|-----------|----------|----------|-----------|
| 1999 | 17 | 8 | 7 | 4 | 0 | 8 |
| 2000 | 15 | 15 | 5 | 3 | 0 | 6 |
| 2001 | 23 | 23 | 9 | 1 | 0 | 2 |
| 2002 | 24 | 24 | 4 | 0 | 3 | 3 |
| Totals | 79 | 70 | 25 | 8 | 3 | 19 |



Shaun Tsakiris

1997-2000 • Midfielder • Saratoga, CA

NSCAA 2nd-team All-American and 1st-team All-Far West in 2000 ... 1st-team all-conference in 1999 and 2000 ... Ranks fifth all-time in career assists with 31 ... His 13 assists in 1999 were the seventh-highest single-season total in school history.

Career Statistics

| Yr | GP | GS | Sh | GI | A | Pts |
|---------------|-----------|-----------|-----------|-----------|-----------|-----------|
| 1997 | 20 | 6 | 7 | 1 | 5 | 7 |
| 1998 | 13 | 9 | 15 | 3 | 4 | 10 |
| 1999 | 16 | 14 | 31 | 2 | 13 | 17 |
| 2000 | 17 | 15 | 26 | 9 | 9 | 27 |
| Totals | 66 | 44 | 79 | 15 | 31 | 61 |




Pete Vagenas

1996-99 • Midfielder • Pasadena, CA

College Soccer Online 2nd-team All-American in 1999 ... All-Tournament selection at the 1999 College Cup ... 2nd-team NSCAA All-Far West and M.A.C. Award finalist in 1999 ... Earned All-MPSF honors all four years.

Career Statistics

| Yr | GP | GS | Min | Sh | GI | A | Pts |
|---------------|-----------|-----------|-------------|-----------|-----------|-----------|-----------|
| 1996 | 20 | 16 | 1415 | 10 | 3 | 7 | 13 |
| 1997 | 21 | 21 | 1678 | 12 | 3 | 8 | 14 |
| 1998 | 19 | 14 | 1427 | 18 | 6 | 4 | 16 |
| 1999 | 22 | 22 | 2019 | 32 | 3 | 11 | 17 |
| Totals | 82 | 73 | 6539 | 72 | 15 | 30 | 60 |



Greg Vanney

1993-95 • Midfielder • Tempe, AZ

Soccer News honorable mention All-American and 3rd-team NSCAA All-Far West in 1995 ... Two-time All-MPSF selection ... Bruin hero in 1994 Final Four run, scoring late-game goals to win 2nd round and quarterfinal games.

Career Statistics

| Yr | GP | GS | Min | Sh | GI | A | Pts |
|---------------|-----------|-----------|-------------|-----------|-----------|-----------|-----------|
| 1993 | 19 | 5 | 677 | 13 | 2 | 5 | 9 |
| 1994 | 23 | 13 | 1228 | 32 | 4 | 4 | 12 |
| 1995 | 22 | 22 | 2006 | 33 | 8 | 10 | 26 |
| Totals | 64 | 40 | 3911 | 78 | 14 | 19 | 47 |



Sasha Victorine

1996-99 • Midfielder/Forward • Corona, CA

First-ever West Coast player to win the Missouri Athletic Club Player of the Year Award in 1999 ... NSCAA 1st-team All-American in 1999 and a 3rd-team pick in 1998 ... Three-time NSCAA All-Far West selection ... 1999 MPSF Player of the Year ... Led UCLA in scoring with 33 points in 1999.

Career Statistics

| Yr | GP | GS | Min | Sh | GI | A | Pts |
|---------------|-----------|-----------|-------------|------------|-----------|-----------|-----------|
| 1996 | 18 | 17 | 1459 | 19 | 6 | 2 | 14 |
| 1997 | 7 | 7 | 583 | 14 | 1 | 3 | 5 |
| 1998 | 18 | 17 | 1482 | 25 | 2 | 7 | 11 |
| 1999 | 22 | 22 | 2072 | 59 | 12 | 9 | 33 |
| Totals | 65 | 63 | 5596 | 117 | 21 | 21 | 63 |



Zach Wells

2000-03 • Goalkeeper • Costa Mesa, CA

NSCAA 2nd-team All-American and the *SI on Campus* National Player of the Year for 2003 ... Three-time All-Pac-10 selection ... 2002 College Cup Defensive MVP ... UCLA record-holder for career saves (269), single-season saves (101 in 2001) and single-season GAA (0.52 in 2003).

Career Statistics

| Yr | GP | GS | Min | Sv. | SO | GA | GAA | W-L-T |
|---------------|-----------|-----------|-------------|------------|-----------|-----------|-------------|----------------|
| 2000 | 4 | 0 | 92 | 2 | 0 | 0 | 0.00 | 0-0-0 |
| 2001 | 23 | 23 | 2220 | 101 | 9 | 21 | 0.85 | 12-7-4 |
| 2002 | 23 | 23 | 2131 | 90 | 7 | 18 | 0.76 | 17-3-3 |
| 2003 | 23 | 23 | 1897 | 76 | 11 | 11 | 0.52 | 20-2-1 |
| Totals | 73 | 69 | 6340 | 269 | 27 | 50 | 0.71 | 49-12-8 |



Marvell Wynne

2004-05 • Defender • Poway, CA

1st-team NSCAA All-American, All-Far West and All-Pac-10 in 2005 ... M.A.C. Hermann Trophy semifinalist as a sophomore ... No. 1 pick by New York in the 2006 MLS SuperDraft.

Career Statistics

| Yr | GP | GS | Sh | GI | A | Pts |
|---------------|-----------|-----------|-----------|----------|----------|----------|
| 2004 | 20 | 17 | 12 | 0 | 2 | 2 |
| 2005 | 16 | 16 | 7 | 1 | 3 | 5 |
| Totals | 36 | 33 | 19 | 1 | 5 | 7 |

Bruin All-Americans (1983-2021)



Alex Yi

2000-01 • Defender • Easton, MD

Earned 3rd-team NSCAA All-American, 1st-team All-Far West and 2nd-team All-Pac-10 acclaim in 2001 ... Hermann Trophy and M.A.C. Award nominee as a sophomore after being chosen a M.A.C. Player to Watch as a freshman ... Pac-10 Freshman of the Year in 2000.

Career Statistics

| Yr | GP | GS | Sh | GI | A | Pts |
|---------------|-----------|-----------|-----------|----------|----------|----------|
| 2000 | 19 | 19 | 6 | 0 | 1 | 1 |
| 2001 | 22 | 22 | 12 | 0 | 1 | 1 |
| Totals | 41 | 41 | 18 | 0 | 2 | 2 |



Sal Zizzo

2005-06 • Midfielder • San Diego, CA

Earned 2nd-team NSCAA All-America honors and was selected to Soccer America's MVP team in 2006 ... Also selected to the All-Far West and All-Pac-10 first teams in 2006 ... Second-team All-Pac-10 honoree in 2005 ... M.A.C. Hermann Trophy semifinalist as a sophomore ... Pac-10 Freshman of the Year in 2005.

Career Statistics

| Yr | GP | GS | Sh | GI | A | Pts |
|---------------|-----------|-----------|-----------|----------|-----------|-----------|
| 2005 | 20 | 16 | 22 | 1 | 5 | 7 |
| 2006 | 23 | 23 | 51 | 7 | 9 | 23 |
| Totals | 43 | 39 | 73 | 8 | 14 | 30 |

UCLA Hall Of Fame Inductees



Jose Lopez
Hall of Fame
Class of
1993

In 1993, Jose Lopez became the first-ever soccer player inducted into the UCLA Hall of Fame.

Lopez was a four-year letterman from 1970-73 and a two-year team captain who led his teams to the NCAA Championship games in 1970, 1972 and 1973 and to the NCAA Quarterfinals in 1971. His 1970 and 1973 teams held undefeated regular season records, and his teams never lost a home game in his four years as a Bruin.

After earning two all-conference honors and being selected to play in the 1973 Senior Bowl, Lopez became the No. 1 draft choice in professional soccer by the Los Angeles Aztecs of the North American Soccer League in 1974. In his rookie season, he helped the Aztecs win the NASL title, and in his second year he was selected the Aztecs' Midfielder of the Year. Lopez has played with and against soccer legends like Pele, Franz Beckenbauer and George Best.

Lopez also played three years on the Bruin baseball team and was a placekicker on the 1969 freshman football team.

The 1973 graduate (B.A. in Spanish) was a volunteer assistant coach for the Bruins from 1995-2007 and had previously aided the program with videotaping from 1987-1994. He taught AP Spanish Language and Literature at Santa Monica HS for many years.



Paul Caligiuri
Hall of Fame
Class of
1997

One of the all-time greats in UCLA and U.S. soccer history, Paul Caligiuri was inducted into the UCLA Hall of Fame in 1997.

Caligiuri was a two-time NSCAA All-American (1985 and 1986) and the 1986 Soccer America Player of the Year. He led UCLA to the 1985 NCAA title, the program's first-ever in soccer.

Caligiuri followed his successful collegiate career with a legendary career as a member of the U.S. National Team. In the 1990 CONCACAF World Cup Qualifying Tournament, he scored the historic goal against Trinidad & Tobago that earned the U.S. a World Cup berth for the first time in 40 years, a goal that is known as "The Goal Heard Round The World". Caligiuri played in the 1990 and 1994 World Cups, as well as the 1988 Olympics, and logged 114 caps with the U.S. National Team.

A trailblazer for American soccer players, Caligiuri was the first U.S.-born player ever to play in the top-flight division in Germany, playing with SV Meppen and then St. Pauli in the German Bundesliga. He returned to the U.S. in 1996 and played six seasons with the Columbus Crew and Los Angeles Galaxy before retiring in 2001. In his last professional game, he and the Galaxy won the 2001 U.S. Open Cup title.

Caligiuri was the head men's soccer coach at Cal Poly Pomona from 2002-08. He was elected into the U.S. Soccer Hall of Fame in 2004 and the AYSO Hall of Fame in 2002.




Cobi Jones
Hall of Fame
Class of
2002

Perhaps the most recognizable figure in U.S. Soccer, Cobi Jones went from walk-on freshman in 1988 to UCLA Hall of Famer in 2002.

Jones eventually won a scholarship with his outstanding play and blossomed into one of UCLA's all-time greats. He was a catalyst to UCLA's 1990 NCAA Championship run and was selected by the NSCAA as a second-team All-American in 1991 after setting a UCLA record with 18 assists. The three-time All-Far West performer was twice named UCLA's Offensive MVP (1989, 1991) and finished his career with 23 goals and 37 assists. His 37 assists rank second on UCLA's career list.

Since leaving UCLA, Jones has enjoyed a successful professional and international soccer career. He became the youngest player to reach 100 caps for the U.S. National Team and was one of only two players to play in every game of the 1994 and 1998 World Cups for the United States. Jones, who has a team record 164 National Team caps, also played in the 2002 World Cup.

After playing professionally in England and Brazil, Jones returned to the U.S. to play for Major League Soccer in the league's inaugural season. After playing in the league with the Los Angeles Galaxy for 12 seasons, Jones retired in 2007 a nine-time MLS All-Star and 2002 and 2005 MLS Champion.



Brad Friedel
Hall of Fame
Class of
2003

Brad Friedel, who is recognized as one of the best goalkeepers in the world, entered the UCLA Hall of Fame in 2003. Friedel played keeper for three seasons (1990-91-92) on UCLA soccer squads that amassed a record of 50-8-7 during his tenure.

As a freshman, Friedel was named the *Soccer America* Freshman of the Year, first-team All-Far West and UCLA team MVP while leading the Bruins to the NCAA Championship. The following season, he was named All-Far West and All-American. In 1992, Friedel received a myriad of awards, including All-Far West and All-America honors, UCLA team MVP, ISAA Goalkeeper of the Year and the prestigious Hermann Trophy, given to the nation's top collegiate soccer player.

Friedel, who still holds UCLA's school record for career goals against average (0.60), recorded 82 international caps for the U.S. National team before retiring from international play in 2005 and has participated in two Olympiads (1992, 2000). In 2000, he started all six games to help lead the U.S. to a semifinal appearance, its highest ever finish at the Olympic Games. Friedel has also been a member of three U.S. World Cup teams (1994, 1998, 2002) and played a major role in leading the 2002 U.S. World Cup team into the quarterfinals, its best showing in 72 years. Friedel twice earned Man of the Match honors in the first round of play, including a 2-0 shutout of Mexico. Friedel's stellar play led to his selection as the 2002 Chevy Male Athlete of the Year for U.S. Soccer.

Professionally, Friedel has played with Columbus of the MLS and for Liverpool, Blackburn, Aston Villa and Tottenham Hotspur in the English Premier League. In 2002, he became the first American player picked for the English Premier League team of the year when he was voted the top goalkeeper by his peers. He was also selected the MLS Goalkeeper of the Year in 1997.

Friedel is the co-founder and director of Premier Soccer Academies, the first full-scholarship youth soccer academy in the United States.

UCLA Hall Of Fame Inductees



Sigi Schmid
Hall of Fame
Class of
2004

The winningest coach in UCLA Soccer history, Sigi Schmid was elected into the UCLA Hall of Fame in 2004. Schmid led UCLA to NCAA titles in 1985, 1990 and 1997 and was the national Coach of the Year in 1984 and 1997.

Schmid was a former four-year starter (1972-75) at midfielder for the Bruin soccer team and was selected All-Far West in 1975. He played in two NCAA title games and in the NCAA semifinals during his playing career.

After graduating in 1976 with a B.S. in Economics, Schmid became a UCLA assistant coach in 1977 and in 1979 before beginning a most successful 19-year career as head coach in 1980. Schmid coached the Bruins to a 322-63-33 record, 16 consecutive post-season appearances and three national titles.

He was also an assistant coach on the 1994 World Cup team and the head coach of the U-20 National Team at the 1998 World Youth Championships. Many of Schmid's former Bruins have gone on to World Cup and Olympic success, including fellow Hall of Famers Paul Caligiuri, Cobi Jones, and Brad Friedel. In 1996 Schmid was inducted into the National Soccer Hall of Fame as one of the first members of the American Youth Soccer Organization (AYSO).

In April 1999, Schmid left UCLA to become the head coach of the Los Angeles Galaxy, where he coached until 2004. Schmid led the Galaxy to the title of every major club championship in the United States, including the 2002 MLS Cup Championship. He was named the 1999 MLS Coach of the Year.

Schmid returned to the helm of the U-20 National Team in 2005 and led the squad on a historic run at the World Youth Championships. With four UCLA players in the starting lineup, the U.S. went undefeated in group play and did not give up a goal until losing in the quarterfinal match. Schmid's team finished 2005 with a 9-2-1 international mark and a 14-3-4 record overall.

Over his time in the MLS, Schmid compiled a 240-183-125 record during the MLS regular season. Additionally, he reached the MLS Cup Playoffs in 13 seasons, while recording 28 MLS Cup Playoff wins, the second-most in MLS history. Schmid is one of two coaches in MLS history to guide two different teams to MLS Cup titles and he is one of three to coach in four total MLS Cup Finals.

Schmid passed away on Dec. 25, 2018 at the age of 65.



Dennis Storer
Hall of Fame
Class of
2006

The late Dennis Storer was inducted into the UCLA Hall of Fame in 2006, a year before his passing.


Storer came to UCLA from Britain in 1966 and began an extraordinarily successful career as a UCLA faculty member, as well as the head coach of Men's Soccer and Rugby programs.

In soccer, Storer was named UCLA head coach after soccer was elevated to NCAA status in 1967. Storer's soccer teams compiled a remarkable 103-10-10 record while he was at the helm from 1967-73. Although the soccer team did not field any scholarship players under Storer, UCLA had three NCAA runner-up finishes, three West Coast Championships and five All Cal titles.

In rugby, Storer's teams compiled an outstanding 362-46-2 record against collegiate, major club and international teams during the period of 1966-1982 and included three National Championships ('68, '72, '75). UCLA Rugby also won every All-Cal title and 16 Southern California division championships. While at UCLA, Storer also served as U.S. National Coach in rugby from 1976-82, and 14 of the first U.S. National team players were Bruins.

Storer was widely recognized internationally as a coach and a great sportsman, as well as for his commitment to helping underprivileged youth. From 1968-82, Storer also served as Director of UCLA's National Youth Sports Programs, and during 1982-84 he served as British Olympic Association Executive Director and Attache in USA for the L.A. Olympics. Dennis was honored by Queen Elizabeth II with an OBE in 1994 for services in British/American Education, Sport and Commerce. He became a Fellow of the Royal Society in 1999. Storer, a former captain in the Royal Engineers of the British Army, was also well-known as a television commentator for both soccer and rugby, covering international rugby from England and World Cup soccer from Mexico.

Storer passed away at his home in Los Angeles on Sept. 8, 2007 after a battle with cancer. He was 75 years old.



Carlos Bocanegra
Hall of Fame
Class of
2013

An impact player from day one, Carlos Bocanegra helped lead UCLA to the 1997 NCAA Championship and 1999 College Cup.

He earned All-MPSF first-team honors three straight years, was selected one of 11 Soccer America Collegiate MVPs in 1998, and was an All-American and Player of the Year candidate in 1999.

As a freshman in 1997, he was named to Soccer America's All-Freshman team and was rated by Soccer News as the No. 10 defender in the nation on its Elite Eleven team. Bocanegra was the only freshman to be named to the All-MPSF Pacific Division first team and was named to the Final Four All-Tournament team as UCLA won its third NCAA Championship. Additionally, he led a UCLA defense that shut out 14 opponents, including four of five in the NCAA tournament.

After earning first-team NSCAA All-Far West honors in 1998, Bocanegra was selected as a nominee for the Hermann Trophy and the Missouri Athletic Club Player of the Year Award in 1999. He was named a second-team NSCAA All-American, first-team All-American by College Soccer Online and first-team NSCAA All-Far West selection as he led UCLA to the College Cup that same season.


Bocanegra turned pro after his junior year and was selected the No. 4 overall pick in the MLS SuperDraft. He was the MLS Rookie of the Year in 2000 and a two-time MLS Defender of the Year.

He moved on to a successful career overseas, playing for Fulham in the English Premier League from 2003-08, Rennes and Saint-Etienne in the French Ligue 1, Rangers FC in the Scottish Premier League and Racing de Santander in Spain. He currently plays for Chivas USA of the MLS.

A fixture on the U.S. National Team and the U.S. team captain since 2007, Bocanegra was a key member of two World Cup teams, starting two games in the 2006 and playing every minute for the U.S. in the 2010 World Cup.

He earned his 100th international cap in 2011.

Bocanegra is currently the technical director and vice president of Atlanta United, helping the club win the 2018 MLS Championship in just their second year of existence. He was elected to the National Soccer Hall of Fame in 2020.



Chris Henderson
Hall of Fame
Class of
2016

U.S. National Team standout Chris Henderson is the eighth men's soccer player to earn induction into the UCLA Athletics Hall of Fame.

Henderson was selected to Soccer America's All-Freshman team in 1989, and as a sophomore in 1990, he earned first-team NSCAA All-America honors while leading the Bruins to their second NCAA title.

He was one of just three collegiate players to earn a spot on the 1990 U.S. World Cup team and was the youngest player in the tournament. Henderson, who totaled 79 caps for the U.S. National Team, was also a member of the 1992 U.S. Olympic team and an alternate for the 1994 and 1998 World Cup squads.

After playing professionally in Europe, Henderson played in Major League Soccer from 1996-2001 and retired as the league's all-time leader in games played with 317. He still shares the MLS single-game assist record with four, and his 80 regular-season assists rank No. 10 all-time. The two-time MLS All-Star won the 2000 MLS Cup with the Kansas City Wizards and was named the MLS W.O.R.K.S. Humanitarian of the Year in 2004.

He has been the Sporting Director for the Seattle Sounders FC since 2008 and helped guide the club to four Lamar Hunt U.S. Open Cup titles, including three consecutive from 2009-11.

All-Time Numerical Roster (since 1981)

#00
Kevin Weiner (07-08-09-10)
Jake Tenzer (11)
Pepe Barroso Silva (14-15)

#0
Eric Conner (05)
Alex Padilla (13)

#1
John Glenn (81)
Tim Harris (81-82-83)
David Vanole (81-82-84-85)
Drew Leonard (83-84-85)
Ed Austin (84)
Anton Nistl (86-87-88-89)
Nat Gonzalez (88-89-90-91)

Robert Silverman (88)
Brad Friedel (90-91-92)
Chris Snitko (92-93-94-95)
Kevin Shepela (92-93-94)
Matt Reis (94-97)

Kevin Hartman (94-96)
Nick Rimando (98-99)
DJ Countess (00)
Zach Wells (01-02-03)
Nate Pena (04-05)
Brian Perk (06-07)

Trevor Hunter (08-09-10)
Earl Edwards Jr. (11-12-13-14)
Juan Cervantes (15-16)
Kevin Silva (17)

Justin Garcés (18-19-20/21-21)
Nate Crockford (22)
Sam Joseph (23)

#2
Grant Clark (81)
Mark Jennings (82)
Shaun Del Grande (83)
Andy Burke (84-85-86-87)
Curtis Partain (88)
Cobi Jones (89-90-91)
Frankie Hejduk (92-93-94)
Adam Cooper (95-96-98-99)
Tim Pierce (00-01-02)
Brandon Owens (03-04)
Marvell Wynne (05)
Jason Leopoldo (06-07-08)
Shawn Singh (09-10-11)
Javan Torre (12-13-14-15)
Chase Gasper (16)
Eirik Baekkelund (17-18-19-20/21)
Yoni Sorokin (21)
Aaron Edwards (22)
Grayson Doody (23)

#3
Mike Arya (81)
Paul Krumpke (82-83-84-85)
Billy Thompson (86-87-88-90)
Tayt Ianni (91-92-93)
Josh Keller (94-95-96-97)
Ryan Futagaki (98-99-01-02)
Patrick Ianni (03-04-05)
Brad Rusin (06-07-08)
Zack Zerrenner (09)
Cesar Morales (10-11-12)
Michael Amick (13-14-15-16)
Alex Knox (17-18-19)
Ahmed Longmire (20/21-21)
Tommy Silva (22-23)

#4
Bill Nelson (81)
Angelo Stroppilino (82)
Eric Biefeld (83)
Peter Pelle (84-85-86-87)
Fabrizio Luppi (88)
Dan Beaney (89-90-91-92)
Kevin Coye (94-95-96-97)
Ryan Lee (98-99-00)
Nelson Akwari (01)
Jordan Harvey (02-03-04-05)
Edwige Ligondé (06-07)
Oscar Reyes (08-09-10-11)
Grady Howe (12-13-14-15)
Erik Holt (16-17-18)
Roman Martin (19)
Kasper Strom (21)
Pietro Grassi (22-23)

#5
Mike Getchell (81)
Grant Clark (82-83)
Eric Biefeld (84-85-86)
Steve Black (87-88-89)
Jorge Salcedo (90-91-92-93)
Joe Christie (94)
Junior Gonzalez (95-96-97-98)
Brian Foote (99-00)
Aaron Lopez (01-02-03-04)
Mike Zaher (05-06-07)
Andy Rose (08-09-10-11)
Holden Fender (12)
Aaron Simmons (13-14)
Chase Gasper (15)
Brandon Terwege (17-18)
AJ Vaquez (19-20/21-21)
Kasper Strom (22-23)

#6
Roland Schmid (81-82-83-84)
Hubert Rotteveel (85-86)
Tait Fenner (87)
Mike Lapper (88-89-90-91)
Arturo Yopez (90)
John O'Brien (92-93)
Justin Selander (94-95)
Damon Bradshaw (96)
Carlos Bocanegra (97-98-99)
Nelson Akwari (00)
Cliff McKinley (01-02-03)
Ramon Manak (04-05)
Sean Alvarado (06-07-08-09)
Matt Wiet (10-11-12)
Jordan Vale (13-14-15)
Andrew Paoli (17-18-19-20/21-21)
Tarun Karumanchi (22-23)

#7
Tibor Pelle (81)
Mike Arya (82-83)
Shaun Del Grande (84-86-87)
Chris Roosen (85)
Tim Gallegos (88-89-90-91)
Philip Button (92-93)
Kenny Wright (94-95)
Pete Vagenas (96-97-98-99)
Ty Maurin (00-01-02-03)
Jonathan Bornstein (04)
Edwige Ligonde (05)
Chance Myers (06-07)
Eder Arreola (08-09-10-11)
Reed McKenna (12)
Felix Vobejda (13-14-15-16)
Milan Iloski (17-18)
Cody Sundquist (19)
Jose Sosa (20/21-21-22)
Sean Karani (23)

#8
Harry Tweedie (81)
Tibor Pelle (82)
Tom Silvas (83-84-85-86)
Will Steadman (87-88-89)
Joe-Max Moore (90-91-92)
Adam Frye (93-94-95)
Tom Poltl (96-97-98)
Martin Bruno (99)
Cliff McKinley (00)
Chadd Davis (01-02)
Benny Feilhaber (03-04)
Sal Zizzo (05-06)
Richard Flores (07)
Christian Vazquez (08-09)
Victor Chavez (10-11-12-13)
Willie Raygoza (14-15-16)
Anderson Asiedu (17-18)
Alexis Triadis (19)
Cody Sundquist (20/21-21)
Andre Ochoa (22-23)

#9
Gary Kretzschmar (81-82)
Jeff Hooker (83)
John Purzycki (84-85-87-88)
Chris Henderson (89)
Mark Sharp (90-91)
Robbie LaBelle (92-93-94-95)
Martin Bruno (96)
Seth George (97-98)
McKinley Tennyson Jr. (99-00)
Matt Taylor (01-02-03)
Chad Barrett (04)
Jonathan Bornstein (05)
Tony Beltran (06-07)
Fernando Monge (08-09-10-11-12)
Willie Raygoza (13)
Abu Danladi (14-15-16)
Santiago Herrera (17-18)
Blayne Martinez (19)
Jose Contell Lechon (20/21-23)
Kevin Diaz (21-22)

#10
Bill Bugbee (81)
Paul Caligiuri (82-83-85-86)
Curtis Partain (87)
Ray Fernandez (88-89-90)
Sean Henderson (91-92-93)
Julio Umana (94)
Greg Vanney (95)
Sasha Victorine (96)
Shaun Tsakiris (97-98-99-00)
Jimmy Frazelle (01-02)
Mike Enfield (03-04)
Kyle Nakazawa (06-07-08-09)
Kelyn Rowe (10-11)
Leo Stolz (12-13-14)
Brian Iloski (15-16-17)
Mohammed Kamara (18)
Milan Iloski (19)
Riley Ferch (20/21-21-22)
Tucker Lepley (23)

#11
Greg Burns (81)
Bill Nelson (82-83)
Jeff Hooker (84-86-87)
Nick Skvarna (85)
Dana Keir (88-89-90)
Ty Miller (91-92)
Eddie Lewis (93-94-95)
Shea Travis (96-97-98-99)
Adolfo Gregorio (00-01-02-03)
Kamani Hill (04-05)
Maxwell Griffin (06-07-08)
Dakota Collins (09-10)
Victor Munoz (11-12-13)
Larry Ndjock (14-15)
Seyi Adekoya (16)
Alberto "Kike" Poleo (17-18)
Jefferson Alade (19)
Tucker Lepley (20/21-21-22)
Cam Wilkerson (23)

#12
Jose Guzman (81)
Doug Swanson (82-83-84-85)
Ray Fernandez (86)
Fabrizio Luppi (87)
Sam George (88-89-90-91)
Phillip Martin (92-93-94-95)
Seth George (96)
Sasha Victorine (97-98-99)
Leonard Griffin (00-01-02-03)
Damon James (04-05-06)
Tomer Konowiecki (07)
Cesar Morales (09)
Ryan Hollingshead (10-11-12)
Gage Zerboni (13-14-15-16)
Roman Martin (17-18)
Jose Sosa (19)
Grayson Doody (20/21-21-22)
JC Cortez (23)

#13
Mark Clay (81-82-84-85)
Scott Barbour (83)
Will Steadman (86)
Brad McAdams (87)
J.B. Frost (88)
Paul Ratcliffe (89)
Sean Henderson (90)
Terry Shorter (91)
Ante Razov (92)
Caleb Meyer (93-94-95-96)
Nick Paneno (97-98-99)
Matt Taylor (00)
Chapin Kreuter (01-02)
Chad Barrett (03)
Luke Mehring (04-05)
Michael Stephens (06-07)
Brian Perk (08-09)
Zack Zerrenner (10-11)
Nico Gonzalez (12-13-14-15-16)
Pablo Greenlee (20/21-21-22-23)

#14
Peter Trifunovich (81)
Dale Ervine (82-83-84-85)
Chris Roosen (86-87-88-89)
Nick Henderson (90)
Eddie Lewis (92)
Greg Vanney (93-94)
Nick Theslof (95-96-97)
Martin Bruno (98)
Caleb Westbay (99-00)
Mike Enfield (01-02)
Taylor Canel (03-04)
Brandon Owens (05-06-07)
Chris Cummings (08-09-10-11-12)
Nathan Smith (13)
William Cline (14-15)
Danny Ortiz (16)
Eric Iloski (17-18-19-20/21)
Jose Contell (21-22)
Philip Naef (23)

#15
Ante Buljan (82)
Peter Drummond (83-84-85-86)
Mike Brewin (87)
Mike Kafka (88)
Joe-Max Moore (89)
Paul Ratcliffe (90-91-92)
Brian Irvin (93-94-95-96)
Caleb Westbay (97-98)
Kyle Julian (99-00)
Ahmed Khalil (01-02-03)
Richard Flores (04-05-08)
Robert Georgiefski (06-07)
Amobi Okugo (09)
Zack Foxhoven (10-11)
Cole Nagy (12-13)
Chase Gasper (14)
Jackson Yueill (15-16)
Paul Caspar (18)
Riley Ferch (19)
Andrew Valverde (20/21)
Brandon Zelaya (21)
Amjot Narang (22-23)

All-Time Numerical Roster (since 1981)

#16
 Andy Bonchonsky (81)
 Gary Smith (82)
 Peter Houtzager (83)
 Willy Staeger (84)
 Steve Black (85-86)
 Dana Keir (87)
 Aaron Muth (88)
 Eric Page (89-91-92)
 Ty Miller (90)
 Tahj Jakins (93-94-95-96)
 Danny Sparks (97)
 Brandon Kay (98-99-00-01)
 Luke Mehring (02)
 Greg Folk (04-05-06-07)
 Daren Flitcroft (08-09-10-11)
 Ryan Lee (12-13)
 Christian Chavez (14-15-16-17)
 Carlos Rincon (19)
 Kevin Diaz (20/21)
 Mauricio Gutierrez (21-22)
Sebastian Rincon (23)

#17
 Aldo Del Piccolo (81)
 Pat Miller (82-83)
 Mike Getchell (84-85)
 Nick Skvarna (86-87-88)
 Pat McLaughlin (89)
 Zak Ibsen (90-91-92)
 Ante Razov (93-94-95)
 Nick Paneno (96)
 Jimmy Conrad (97)
 Craig Hart (98)
 Scot Thompson (99-00-01-02)
 Kiel McClung (03-04-05-06)
 Andrew Sinderhoff (07-08-09)
 Chandler Hoffman (10-11)
 Nati Schnitman (12-13)
 Seyi Adekoya (14-15)
 Matt Hundley (18)
 Marcony Pimentel (19-20/21)
 Charlie Crockford (21-22)
Sam Scott (23)

#18
 David Brennan (81)
 Keith Sutton (82)
 Afshin Ghotbi (83)
 Pieter Lehrer (84-85)
 Lucas Martin (86-87-88)
 Tayt Ianni (90)
 Brian Woolfolk (91-92-93-94)
 Matt Reis (95-96)
 Nick Rimando (97)
 Stephen Gardner (98)
 Zach Wells (99-00)
 Nate Pena (02-03)
 Mike Zaher (04)
 Brad Rusin (05)
 Trevor Hunter (06-07)
 Zack Zerrenner (08)
 Ryan Hollingshead (09)
 Earl Edwards (10)
 Reed McKenna (11)
 Alex Padilla (12)
 Brian Iloski (13-14)
 Jose Hernandez (15)
 Robert Knights (17-18)
 Cameron Douglas (19)
 Tyler Kirberg (20/21-21-22)
Noah Sutherland (23)

#19
 Mike Getchell (82)
 Kirk Ferguson (87-88-89-90)
 Eric Chaisongkram (91-93-94)
 Adam Frye (92)
 Tom Poltt (95)
 David Kurtz-Reyes (96)
 McKinley Tennyson Jr. (97)
 John Carpenter (98)
 Chadd Davis (00)
 Ryan Valdez (02)
 Eli Meschures (03-04-05)
 Brian Rowe (07-08-09-10-11)
 Jake Tenzer (12-13-14)
 Blayne Martinez (15-16-17-18)
 Luke Bone (19-20/21-21-22)
Jack Sarkos (23)

#20
 Erik Mikkelsen (82)
 Seth George (95)
 Clay Kilbarger (96)
 Steve Shak (97-98-99)
 Alex Yi (00)
 Phillip Harr (01-02-03)
 Ahmed Khalil (04)
 Maxwell Griffin (05)
 James Jaramillo (06-07)
 Prince Lapnet (08-09)
 Andrew Tusaazemajja (10-11-12-13-14)
 Erik Holt (15)
 Jason Romero (16)
 AJ Vasquez (18)
 Ruben Soria (19-20/21)
 Pietro Grassi (21)
 Thomas Raimbault (22)
Mateo Pinilla (23)

#21
 Dave Brennan (82)
 Arturo Yopez (90)
 Terry Weatherspoon (91)
 Tanner Rupp (93)
 Nick Theslof (94)
 Craig Hart (95)
 Caleb Westbay (96)
 Chester Goodson (97-98)
 Jimmy Frazelle (99-00)
 Alex Yi (01)
 Evan Corey (02-03-04-05)
 Ryan White (06-07)
 Victor Yanez (08-09-10-11)
 Juan Cervantes (12-13-14)
 Ethan Shacknai (16)
 Cody Sundquist (18)
 Constantinos Michaelides (19-20/21-21-22)
Ryan Becher (23)

#22
 Tres Reid (82)
 Drew Leonard (86-87)
 Cobi Jones (88)
 Eric Page (90)
 Phillip Button (91)
 Josh Keller (93)
 Sasha Saneff (94)
 Kevin Hartman (95)
 Kevin Perrault (96-97-98-99)
 Stephen Gardner (00-01)
 Eric Reed (03-04-05-06)
 Kyle McAthly (07)
 Joe Scachetti (08-09)
 Reid Hukari (10-11)
 Munny Manak (12-13)
 Stephen Payne (15)
 Reggie Cannon (16)
 Alexis Triadis (18)
 Aristides Costeas (19-20/21)
 Nate Crockford (21)
 Sam Joseph (22)
Wyatt Nelson (23)

#23
 Joe D'Annunzio (82)
 Arimin Munevar (88)
 Matt Arnett (89)
 Isaac Adamson (90)
 Joe Christie (93)
 Drew Gardner (94)
 Kevin Shepela (95)
 Craig Hart (96)
 Martin Bruno (97)
 McKinley Tennyson Jr. (98)
 Joe Woznuak (99)
 Tony Lawson (00-01-02-03)
 Trini Gomez (04)
 Mike Gardner (05)
 Patrick Rickards (06-07)
 Luis Serrano (08-09)
 Michael Roman (10)
 Ryan Lee (11)
 Tim Fairley (12)
 Kevin De La Torre (13-14)
 Alberto "Kike" Poleo (15-16)
 Tobi Henneke (17-18)
 Ollie de Visser (19-20/21-21-22)
Oshea Foster (23)

#24
 Pat McLaughlin (88)
 Matt Arya (90)
 Jay Kelly (93)
 Eddie Salcedo (94)
 Lars Ensberg (96)
 Craig Hart (97)
 Tim Pierce (98-99)
 John Carson (00)
 Ryan Valdez (03-04-05)
 David Estrada (06-07-08-09)
 Reed Williams (10-11-12-13)
 Nathan Smith (14-15)
 Frankie Amaya (18)
 Ben Reveno (19-20/21-21)
 Nicolas Blassou (22)
Owen Schwartz (23)

#25
 Mike Brewin (88)
 Jesse Duroshaw (94)
 Steve Shak (96)
 Ryan Lee (97)
 Sean Walker (98-99-00)
 Dru Hoshimiya (01-02-03)
 Ryan Munoz (04)
 Andrew Sinderhoff (06)
 Fernando DeAlba (07)
 Michael Roman (09)
 Bradley McIntosh (10-11)
 Max Estrada (12-13)
 Joab Santoyo (14-15-16-17-18)
 Eric Pearce (19)
 Connor Manning (20/21)
 Aaron Edwards (21)
 Cam Wilkerson (22)
Tre Wright (23)

#26
 Carlos Torres (94)
 Chester Goodson (96)
 Aaron Allen (97)
 Chadd Davis (99-00)
 Mike Gardner (03)
 Mikey Meschures (05-06-07)
 Evan Raynr (09-10-11-12)
 Michael Griswold (13-14)
 Tobias "Tobi" Henneke (15)
 Alan Andreu (16)
 Tommy Silva (20/21-21)
 JC Cortez (22)
Jacob Diaz (23)

#27
 Jimmy Conrad (96)
 Chris Bosek (97)
 John Carson (01-02-03)
 Marvell Wynne (04)
 Jason Leopoldo (05)
 Danny Suits (06-07-08-09)
 Joe Sofia (10-11-12-13)
 Abdullah Adam (15-16)
 Carlos Rincon (18)
 Sebastian Rincon (22)

#28
 David Kurtz-Reyes (97)
 Kurt Schmid (02)
 Damon James (03)
 Edwige Ligondé (04)
 Sean Alvarado (05)
 Scott Hollingshead (07)
 Zac Rothman (08)
 Matt Norton (09)
 Nati Schnitman (11)
 Gregory Antognoli (13)
 Alex Padilla (14)
 Matthew Powell (15-16-17-18-19)
 Andrew Valverde (21)

#29
 Chandler Hoffman (09)
 Patrick Matchett (10-11-12-13)
 David "DJ" Villegas (15)
 Connor Manning (21)

#30
 Michael Stephens (08-09)
 Alex Padilla (11)
 Edgar Contreras (13-14-15)
 Chase Bishov (16)

#31
 Chase Bishov (17)

#32
 Dakota Havlick (15)

#33
 Cole Martinez (15-16-17-18)

#34
 Robert Knights (15-16)

#55
 Cameron Douglas (17-18)

#61
 Duncan Werling (16)

#80
 Jose Hernandez (16)

#92
 Kevin Silva (16)


#99
 Malcolm Jones (15-16-17)
 Aristides Costeas (18)

All-Time Lettermen


David Estrada



Tayt Ianni



Mike Lapper



—A—

Tom Abelew, 78-79-80
 Abdullah Adam, 15-16
 Seyi Adekoya, 14-15-16
 Olusegun Adewale, 76-77-78
 Shoa Agonafer, 69-70-71-72
 Kal Agopian, 68-69
 Nelson Akwari, 00-01
 Jefferson Alade, 19
 Takeda Alemu, 71-72-73
 Aaron Allen, 97
 James Allen, 74-75-76
 Sean Alvarado, 05-06-08-09
 Frankie Amaya, 18
 Michael Amick, 13-14-15-16
 Berhane Anderberhan, 67-68-69
 Soheil Antim, 67
 Gregory Antognoli, 13
 Fernando Arevalo, 74-75-76-77
 Matt Arnett, 89
 Eder Arreola, 08-09-10-11
 Mike Arya, 81-82-83
 Anderson Asiedu, 17-18
 David Atkinson, 72-74-75-76
 Ed Avakian, 74

—B—

Eirik Baekkelund, 17-19-20/21
 Salvador Baez, 69-70-71
 Fariboz Bahadori, 77
 Scott Barbour, 83
 Chad Barrett, 03-04
 Pepe Barroso Silva, 14-15
 Tom Battle, 78
 Dan Beaney, 89-90-91-92
 Girma Belay, 70-71-72-73
 Tony Beltran, 06-07
 Eric Biefeld, 83-84-85-86
 Steve Black, 85-87-88-89
 Nicolas Blassou, 22
 Carlos Bocanegra, 97-98-99
 Diego Bocanegra, 95
 Andy Bonchonsky, 80-81
 Luke Bone, 19-20/21-21
 Jonathan Bornstein, 04-05
 Chris Bosek, 97
 Damon Bradshaw, 96
 Dave Brennan, 81, 82
 Mike Brewin, 87
 Oleg Brovko, 67
 Martin Bruno, 96-97-98-99
 Bill Bugbee, 79-80-81
 Ante Buljan, 82
 Andy Burke, 84-85-86-87
 Greg Burns, 81
 Steve Burnside, 70-71-72
 Hal Busick, 75
 Philip Button, 92-93

—C—

Paul Caligiuri, 82-83-85-86
 Mike Callan, 77-78-79-80
 Taylor Canel, 03-04
 Reggie Cannon, 16
 Roberto Cano, 67-68
 Art Carrillo, 74-75-76
 Robert Carlin, 79
 John Carpenter, 98
 John Carson, 00-01-02-03
 Paul Caspar, 18
 Vladimir Cerin, 74-75
 Juan Cervantes, 12-14-15-16
 Eric Chaisongkram, 91-93-94
 Christian Chavez, 14-15-16-17
 Victor Chavez, 10-11-12-13
 Joe Christie, 93-94
 David Chu, 67-68-69
 Grant Clark, 81-82-83
 Mark Clay, 81-82-84
 William Cline, 14-15
 Dakota Collins, 09-10
 Jimmy Conrad, 96-97
 Eric Conner, 05
Jose Contell, 21-22
 Edgar Contreras, 14-15
 Adam Cooper, 95-96-98-99
 Evan Corey, 02-03-04-05
 Gustavo Corona, 79-80
JC Cortez, 22
 Aristides Costeas, 18-19-20/21
 DJ Countess, 00
 Kevin Coye, 94-95-96-97
 Francisco Crestejo, 68-69
 Charlie Crockford, 21-22
 Nate Crockford, 21-22
 Chris Cummings, 08-09-11-12

—D—

Abu Danladi, 14-15-16
 Joe D'Annunzio, 82
 Chadd Davis, 99-00-01-02
 Fernando DeAlba, 07
 Fred Decker, 73-74
 Jorge De La Torre, 77
 Kevin De La Torre, 13
 Ollie de Visser, 19-20/21-21-22
 Paul Delgado, 73
 Shaun Del Grande, 83-84-86-87
 Aldo Del Piccolo, 80-81
 Kevin Diaz, 20/21-21-22
 Ali Diba, 74-75
Grayson Doody, 20/21-21-22
 Cameron Douglas, 18-19
 Peter Drummond, 83-84-85-86

—E—

Matt Eberle, 95
 Aaron Edwards, 21-22
 Earl Edwards Jr., 11-12-13-14
 Hisham El-Bayar, 76-77-78
 Ibrahim El-Hendi, 76
 Mike Enfield, 01-02-03-04
 Juan Engelsen, 67-68
 Lars Ensberg, 96
 Buddy Epstein, 68
 George Erdely, 71
 Dale Ervine, 82-83-84-85
 David Estrada, 06-07-08-09
 Max Estrada, 12-13
 Ike Ezidema, 76-77-78

—F—

Dennis Feeney, 74
 Benny Feilhaber, 03-04
 Holden Fender, 12
 Tait Fenner, 87
 Riley Ferch, 19-20/21-21-22
 Kirk Ferguson, 88-89-90
 Hector Fernandez, 69-70
 Ray Fernandez, 86-88-89-90
 Gil Fine (mgr), 82
 Charles Fisher, 78-79-80
 Daren Flitcroft, 08-09-10-11
 Richard Flores, 04-05-07-08
 Greg Folk, 04-05-06-07
 Horacio Fonseca, 70-71-72
 Brian Foote, 99, 00
 Firooz Fowzi, 73-74
 Zack Foxhoven, 10-11
 Armondo Franco, 72-73
 Jimmy Frazelle, 99-00-01-02
 Peter Fredrikson, 74-75-76
 Brad Friedel, 90-91-92
 J.B. Frost, 88, 89
 Adam Frye, 92-93-94-95
 Ryan Futagaki, 98-99-01-02

—G—

Tim Gallegos, 88-89-90-91
 Justin Garces, 18-19-20/21-21
 Drew Gardner, 94
 Mike Gardner, 03-05
 Stephen Gardner, 98, 00-01
 Chase Gasper, 14-15-16
 Yaregal Gebreyesus, 71-72-73
 Sam George, 88-89-90-91
 Seth George, 95-96-97-98
 Robert Georgiefski, 07
 Mike Getchell, 81-82-84-85
 Afshin Ghotbi, 83
 John Glenn, 81
 Meگو Godjamarian, 77

Trini Gomez, 04
 Junior Gonzalez, 95-96-97-98
 Nat Gonzalez, 88-89-90-91
 Nico Gonzalez, 12-14-15-16
 Ruben Gonzalez, 69-70
 Chester Goodson, 95-96-97-98
Pietro Grassi, 21-22
 Joseph Graziani, 68
Pablo Greenlee, 20/21-21-22
 Adolfo Gregorio, 00-01-02-03
 Leonard Griffin, 00-01-02-03
 Maxwell Griffin, 05-06-07-08
 Joel Gutierrez, 68-69
 Mauricio Gutierrez, 21-22
 Jose Guzman, 80-81

—H—

Israel Halberstein, 81
 Phillip Harr, 01-02-03
 Tim Harris, 80-81-82-83
 Craig Hart, 95-97-98
 Kevin Hartman, 95-96
 Jordan Harvey, 02-03-04-05
 Dakota Havlick, 15
 Steve Hazzard, 81
 Steve Hector, 76
 Frankie Hejduk, 92-93-94
 Chris Henderson, 89-90
 John Henderson, 70-72
 Sean Henderson, 90-91-92-93
 Tobi Henneke, 15-17-18
 Jose Hernandez, 15-16
 Santiago Herrera, 17-18
 Kamani Hill, 04-05
 Ulrich Hoenighausen, 82
 Chandler Hoffman, 09-10-11
 Moshe Hoffman, 74
 Ryan Hollingshead, 09-10-11-12
 Scott Hollingshead, 07
 Erik Holt, 15-16-17-18
 Jeff Hooker, 83-86-87
 Robert Hopper, 75
 Dru Hoshimiya, 01-02-03
 Peter Houtzager, 83
 Grady Howe, 12-13-14-15
 Reid Hukari, 10
 Russell Hulse, 79
 Matt Hundley, 18
 Trevor Hunter, 07-08-09-10

—I—

Patrick Ianni, 03-04-05
 Tayt Ianni, 90-91-92-93
 Zak Ibsen, 90-91-92
 Brian Iloski, 13-14-16-17
 Eric Iloski, 17-18-19-20/21
 Milan Iloski, 17-18-19
 Brian Irvin, 93-94-95-96

—J—

Charlie Jackson, 69
 Tahj Jakins, 93-94-95-96
 Damon James, 04-05-06
 James Jaramillo, 06-07
 Mark Jennings, 82
 Cobi Jones, 88-89-90-91
 Malcolm Jones, 15-16-17
Sam Joseph, 22
 Kyle Julian, 00
 George Jurica, 71

—K—

Mike Kafka, 88
 Mohammed Kamara, 18
Tarun Karumanchi, 22
 Sam Kawas, 71
 Brandon Kay, 98-99-00-01
 Dana Keir, 87-88-89-90
 Clay Kilbarger, 95-96
 John Keller, 94-95-96-97
 Jay Kelly, 93
 Ahmed Khalil, 01-02-03-04
 Clay Kilbarger, 95-96
 Mike Kinsbergen, 79-80
 Tyler Kirberg, 20/21-21-22
 Robert Knights, 17-18
 Alex Knox, 17-18
 Tomer Konowiecki, 07
 Jean-Pierre Kornos, 67
 Gary Kretzschmar, 80-81-82
 Chapin Kreuter, 01-02
 Paul Krumpke, 82-83-84-85
 David Kurtz-Reyes, 96-97

All-Time Lettermen


Zak Ibsen



Ryan Futagaki



Sam George



—L—

Robbie LaBelle, 92-93-94-95
 Prince Lapnet, 08
 Mike Lapper, 88-89-90-91
 Tony Lawson, 00-01-02-03
 Ryan Lee, 97-98-99-00
 Ryan Lee, 11-13
 Pieter Lehrer, 84-85
 Martin Lemon, 80
 Drew Leonard, 84-85-86-87
 Jason Leopoldo, 05-06-07-08
Tucker Lepley, 21-22
 Eddie Lewis, 92-93-94-95
 Tom Liehr, 74-75
 Edwige Ligondé, 04-05-07
 Ton Lim, 75
 Terry Lippman, 72-73-74-75
 Greg Logan, 79
 Ahmed Longmire, 20/21-21
 Aaron Lopez, 01-02-03-04
 Jose Lopez, 70-71-72-73
 Richard Lopez, 76
 Fabrizio Luppi, 87-88
 David Lutes, 82
 Mike Lynch, 79
 Kenneth Lyon, 68

—M—

Bill Magee, 74
 Munny Manak, 13
 Ramon Manak, 04-05
 Connor Manning, 20/21-21
 Frank Marshall, 67-68
 Lucas Martin, 86-87-88
 Phillip Martin, 93-94-95
 Roman Martin, 17-18-19
 Blayne Martinez, 16-17-18-19
 Cole Martinez, 15-17-18
 Patrick Matchett, 10-11-12-13
 Fred Matthes, 79, 81
 Ty Maurin, 00-01-02-03
 Paul Mayersohn, 67-68
 Giovanni Mayorga, 74-75
 Brad McAdams, 87
 Kyle McAthy, 07
 Gordon McBeth, 67
 Kiel McClung, 03-04-05-06
 Hugh McGracken, 69
 Reed McKenna, 11-12
 Cliff McKinley, 00-01-02-03
 Pat McLaughlin, 88-89
 Luke Mehring, 02-04-05
 Sergio Melgar, 77-78-79-80
 Eli Meschures, 03-04-05
 Mikey Meschures, 05-06-07
 Caleb Meyer, 93-94-95-96
 Tom Meyer, 67-68
 Manuel Meza, 72

Constantinos Michaelides, 19/20-21-21-22
 Erik Mikkelsen, 83
 Ole Mikkelsen, 77-78-79-80
 Pat Miller, 81-82-83-84
 Ty Miller, 90-91-92
 Yosi Mizrahi, 78-79
 Fernando Monge, 08-09-11-12
 Joe-Max Moore, 90-91-92
 Jonathan Moore, 68-69
 Morgan Moore, 78-79
 Cesar Morales, 09-11-12
 Ken Moreen, 79-80
 Armin Munevar, 88
 Ryan Munoz, 04
 Victor Munoz, 11-12-13
 Aaron Muth, 88
 Chance Myers, 06-07

—N—

Cole Nagy, 13
 Kyle Nakazawa, 06-07-08-09
 Dan Nannini, 79
Amjot Narang, 22
 Larry Njock, 14-15
 Bill Nelson, 81-82-83
 Don Nelson, 73
 Tony Nemar, 67-68-69
 Tim Ngubeni, 76-77-78
 Anton Nisti, 86-87-88-89
 Matt Norton, 09

—O—

John O'Brien, 92-93
Andre Ochoa, 22
 Ruben Ochoa, 72-73
 Bernard Okoye, 67-68
 Amobi Okugo, 09
 Ed Olmedo, 67
 Bernardo Ortiz, 70
 Luis Ortiz, 67
 Kawsi Osei, 71
 Mark Otsea, 72-73
 Brandon Owens, 03-04-05-07

—P—

Alex Padilla, 12-13-14
 Eric Page, 89-90-91-92
 Nick Paneno, 96-97-98-99
 Reed Paoli, 17-18-19-20/21-21
 Curtis Partain, 87
 Stephen Payne, 15
 Eric Pearce, 19
 Peter Pelle, 84-85-86-87
 Tibor Pelle, 80-81-82
 Nate Pena, 02-03-04-05
 Odir Pereira, 67
 Brian Perk, 06-07-08-09
 Kevin Perrault, 97-98-99

Tim Pierce, 99-00-01-02
 Marcony Pimentel, 19-20/21
 Kike Poleo, 15-16-17-18
 Tom Politi, 95-96-97-98
 Matthew Powell, 16-17-18-19
 Joe Pronk, 74-75
 Stephen Pugliese, 95
 John Purzycki, 84-85-87-88

—R—

Thomas Raimbault, 22
 Richard Ramirez, 78
 Paul Ratcliffe, 89-90-91-92
 Willie Raygoza, 13-14-15-16
 Evan Raynr, 09-10-11-12
 Anté Razov, 92-93-94-95
 Leif Redal, 74-75-76-77
 Eric Reed, 03-04-05-06
 Richard Rees, 74-75
 Tres Reid, 82
 Matt Reis, 94-95-96-97
 Ben Reveno, 19-20/21-21
 Oscar Reyes, 08-09-10-11
 Patrick Rickards, 06-07
 Nick Rimando, 97-98-99
 Carlos Rincon, 19
Sebastian Rincon, 22
 Michael Roman, 09-10
 Jason Romero, 16
 Chris Roosen, 85-86-88-89
 Andy Rose, 08-09-10-11
 Zac Rothman, 08
 Hubert Rotteveel, 85-86
 Brian Rowe, 08-09-10-11
 Kelyn Rowe, 10-11
 Tanner Rupp, 93
 Brad Rusin, 05-06-07-08

—S—

Eddie Salcedo, 95
 Hector Salcedo, 71-72-73
 Jorge Salcedo, 90-91-92-93
 Bruce Sallie, 77-78
 Cairo Salviterra, 67-68-69
 Steve Sampson, 74
 Sasha Saneff, 95
 Joab Santoyo, 15-16-17-18
 Kurt Schmid, 02
 Roland Schmid, 80-82-83-84
 Sigi Schmid, 72-73-74-75
 Jerry Schnitman, 75-76-77
 Nati Schnitman, 12-13
 Dieter Schulte, 70-71
 Joseph Schwartz (mgr), 68-69
 Justin Selander, 94-95
 Luis Serrano, 08-09
 Steve Shak, 96-97-98-99
 Mark Sharp, 90-91

Kevin Shepela, 93-94-95
 Terry Shorter, 91
 Kevin Silva, 16-17
Tommy Silva, 20/21-21-22
 Aaron Simmons, 13-14
 Shawn Singh, 09-10-11
 Tom Silvas, 83-84-85-86
 Andrew Sinderhoff, 06-07-08-09
 Nick Skvarna, 85-86-87-88
 Gary Smith, 82, 83
 Nathan Smith, 13-14-15
 Chris Snitko, 92-93-94-95
 Joe Sofia, 10-11-12-13
 Ruben Soria, 19-20/21
 Yoni Sorokin, 21
 Jose Sosa, 20/21-21-22
 John Sowers, 68
 Danny Sparks, 97
 Willy Staeger, 84
 Will Steadman, 86-87-88-89
 Michael Stephens, 06-07-08-09
 Leo Stolz, 12-13-14
 John Strachan, 68
 Angelo Stroffolino, 78-79-81-82
Kasper Strom, 21-22
 Dan Strug, 77
 Danny Suits, 06-07-08-09
 Cody Sundquist, 18-19-20/21
 Keith Sutton, 82
 Doug Swanson, 82-83-84-85
 Arthur Szylewicz, 67-68-69-70

—T—

Matt Taylor, 00-01-02-03
 McKinley Tennyson, Jr., 97-98-99-00
 Jake Tenzer, 12-13-14
 Solomon Terfa, 69-70-71
 Brandon Terwege, 17-18
 Robert Thalman, 79
 Nick Theslof, 94-95-96-97
 Billy Thompson, 86-87-88-90
 Scot Thompson, 99-00-01-02
 Robert Thrussell, 68-69-70-71
 Javan Torre, 12-13-14-15
 Carlos Torres, 94-95
 Shea Travis, 96-97-98-99
 Alexis Triadis, 18-19
 Carlos Trevino, 72-73
 Peter Trifunovich, 79-80-81
 Shaun Tsakiris, 97-98-99-00
 Andrew Tusaazemajia, 10-11-13-14
 Harry Tweedie, 79-80-81

—U—

Julio Umaña, 94

—V—

Ryan Valdez, 02-03-04-05
 Jordan Vale, 13-14-15
 Andrew Valverde, 20/21-21
 Pete Vagenas, 96-97-98-99
 Daken Vanderburg, 95
 Tom Vanderhof, 77
 Mike Vanneman, 76-77
 Greg Vanney, 93-94-95
 David Vanole, 81-82-84-85
 AJ Vasquez, 18-20/21-21
 Christian Vazquez, 08-09
 Hector Velasquez, 75-76
 Sergio Velasquez, 71-73-74
 Sasha Victorine, 96-97-98-99
 Felix Vobejda, 13-14-15-16

—W—

Sean Walker, 98-99-00
 Paul Washington, 68
 Brad Webster, 78-79
 Kevin Weiner, 07-08-09-10
 Zach Wells, 00-01-02-03
 Caleb Westbay, 97-98-99-00
 Ryan White, 06-07
 Matt Wiet, 10-11-12
Cam Wilkerson, 22
 Reed Williams, 10-11-12-13
 Fesseha Wolde-Emmanuel, 69-70-71-72
 Brian Woolfolk, 91-92-93-94
 Joe Wozniak, 99
 Kenny Wright, 94-95
 Marvell Wynne, 04-05

—Y—

Victor Yanez, 09-10-11
 Arturo Yepez, 90
 Alex Yi, 00-01
 Jackson Yueill, 15-16

—Z—

Mike Zaher, 04-05-06-07
 Carlos Zavaleta, 76-77-78
 Raul Zavaleta, 75-76-77-78
 Brandon Zelaya, 21
 Cherif Zein, 72-73-74
 Gage Zerboni, 13-14-15-16
 Zack Zerrener, 08-09-10-11
 Corey Zimmerman, 82
 Sal Zizzo, 05-06

Boldface indicates current Bruins

NCAA Champions

1985

The 1985 Bruin squad won its first NCAA title with a record-setting eight overtime 1-0 victory over American University in the NCAA

Championship game at the Kingdome in Seattle, WA on Dec. 14.

UCLA lost just one game in 1985 - a 2-1 loss against Fresno State in September. The Bruins, however, never looked back, winning or tying the remaining 13 games of the regular season. In the NCAA playoffs, UCLA, as the Far West's top seed, defeated California, 3-1, in the first round, UNLV, 1-0 in overtime, in the second round, and SMU, 2-0, in the quarterfinals.

In the Final Four, the Bruin defense, led by Paul Krumpe, Eric Biefeld, Paul Caligiuri and goalkeeper David Vanole, was masterful, allowing just one goal in 256 minutes. UCLA's offense, led by Dale Ervine with four post-season goals and Mike Getchell with four assists, was opportune. After first defeating Evansville, 3-1, in the semifinals, UCLA advanced to the finals for the first time since head coach Sigi Schmid's playing days.

The championship game turned out to be one for the ages, as the Bruins and American University battled it out for a record 166 minutes, five seconds. Both defenses were impenetrable despite the two teams combining for 47 shots. American dominated in the first half, outshooting UCLA 10-2. All-American forward Michael Brady came closest to scoring in the first stanza, but his shot from 25 yards out went just wide right. Vanole also made critical saves during that shot barrage and had six total saves in the game.

The Bruins controlled possession in the second half and gained a big advantage in the second half when Eagle defender Serge Torrelles was ejected for violent conduct, but UCLA was unable to capitalize.

Fatigue, coupled with a slippery Astro turf field, played a major factor in the game. Short sudden death overtime periods of five minutes each prevented any opportunity of establishing rhythm. Finally, nearly four hours after the initial whistle blew, opportunity struck.

And for this Hollywood team, it was only fitting that the hero was seldom-used defender Andy Burke. Injured for most of the season and nearly redshirted, Burke was making his first NCAA Tournament appearance of the year, entering during overtime. In the 167th minute, he worked himself free to receive a pass from Krumpe, caught the American goalkeeper cheating to the near post and scored on a far-post shot from 13 yards out. The goal was his first ever as a Bruin.

Recalled Schmid, "Andy hadn't played much that year. Before the game, his dad had read an article in the *Wall Street Journal* that talked about how the last guy, the most unexpected person, is the one who makes the biggest contribution sometimes. He had relayed that message to Andy the day before, and the next day Andy went out and made the biggest contribution."

"Anytime you win a championship, it obviously takes a special place," he continued. "This one ranks right up there with all of the other championships. The first one is always a little special, though, because it's the first one. As a player, I played in three Final Fours but never won it, so it was especially satisfying to win it the first time as a coach."

First Round

Nov. 17 (Los Angeles, CA)
UCLA 3, California 1
Goals: Swanson, Silvas, Ervine

Second Round

Nov. 24 (Los Angeles, CA)
UCLA 1, UNLV 0 (ot)
Goal: Ervine

Quarterfinals

Dec. 1 (Los Angeles, CA)
UCLA 2, SMU 0
Goals: Ervine, Rotteveel

Semifinals

Dec. 8 (Evansville, IN)
UCLA 3, Evansville 1
Goals: Ervine, Silvas, Getchell

Finals

Dec. 14 (Seattle, WA)
UCLA 1, American 0 (8ot)
Goal: Burke

1990

Much like the 1985 national championship team, the 1990 squad won UCLA's second NCAA

championship with defense, posting 300 minutes of shutout soccer in a span of two days at the Final Four.

The season began rather ignominiously for the Bruins, who gave up a goal just 30 seconds after kicking off opening day. The defense improved as the season went along, ultimately proving to be the team's best asset in the NCAA playoffs.

The Bruins blazed into the post-season having outscored opponents, 14-3, in the final three regular season games. After a first round bye, they defeated San Diego, 2-1, on a Joe-Max Moore goal in overtime. In the quarterfinals, UCLA, behind redshirt freshman goalkeeper Brad Friedel, shut out SMU, 2-0, to advance to the Final Four.

Once in Tampa, FL for the Final Four, however, UCLA's, as well as its opponents', offense vanished. Despite being outshot, 33-14, by its semifinal opponent North Carolina State, UCLA held ground and kept the game scoreless after regulation play and two 15-minute overtime periods. This was done even while playing the final 28 minutes down a man after senior defender Ray Fernandez was ejected. In the penalty shootout, UCLA scored on penalty kicks by Tim Gallegos, Moore, Sam George, Chris Henderson and last-minute substitute Mark Sharp. The Wolfpack converted three kicks, with Friedel deflecting a shot by Scott Schweitzer for the game-saver.

The Bruins advanced to the championship game the next day against a more rested Rutgers squad, one that had earlier in the season handed UCLA its only loss of the year. 2-1. As in the semifinals and in UCLA's last championship match appearance, a defensive battle ensued. Each squad recorded 22 shots in the game, and each had chances to score late in the contest. The Bruins' Billy Thompson hit the near post in the 84th minute, and he was unable to connect on the rebound, shooting high. Near the end of the first overtime, Rutgers nearly went ahead, but Alexi Lalas' header hit the crossbar.

In the penalty shootout, Rutgers' Lino DiCuollo connected in the first round, and Rutgers appeared to be in control after Bill Andracki stopped George's shot. UCLA pulled even when Steve Rammel was saved by Friedel and Moore converted. Dave Mueller also missed, and Tim Gallegos connected to give UCLA the advantage. Maurice Mazzocchi scored for Rutgers in round four, but Henderson put UCLA back ahead, 3-2. A Chris Beach make tied the score at 3-3, setting the stage for a Bruin freshman for the last kick of the round.

Freshman Jorge Salcedo, who had missed three times in high school in penalty kick shootouts, stepped up to the mark with a chance to win the championship for the Bruins. Salcedo studied Rutgers' keeper Andracki prior to his turn and noticed a trend.

"I usually go to the left," Salcedo said after the game. "But on the first four shots, I saw the goalkeeper was guessing. I waited and hit it to the opposite side."

Salcedo coolly made his shot, giving UCLA its second NCAA title.

First Round

Bye

Second Round

Nov. 18 (Los Angeles, CA)
UCLA 2, San Diego 1 (ot)
Goals: Lapper, Moore

Quarterfinals

Nov. 25 (Los Angeles, CA)
UCLA 2, SMU 0
Goals: Henderson, Thompson

Semifinals

Dec. 1 (Tampa, FL)
UCLA 1, NC State 0
(UCLA advances on PKs, 5-3)

Finals

Dec. 2 (Tampa, FL)
UCLA 1, Rutgers 0
(UCLA wins on PKs, 4-3)



NCAA Champions

1997

“You Gotta Be a Soldier” — UCLA’s adopted theme for 1997 was most appropriate considering the rash of injuries to key starters the Bruins

had to endure at the Championships. Despite playing without co-captain and Player of the Year candidate Sasha Victorine for most of the season, senior All-MPSF defender Kevin Coye for the bulk of the playoffs and team MVP Pete Vagenas for the Final Four, head coach Sigi Schmid’s troops prevailed and reeled in the third NCAA Men’s Soccer Championship in school history.

UCLA cruised through the post-season, allowing just one goal in the MPSF Conference Championship match and five NCAA games. The Bruins posted a 3-0 NCAA first-round win over Santa Clara and shut out Washington in the second round, 1-0. In the quarterfinals, Clemson jumped ahead, 1-0, before UCLA rallied to win, 2-1.

The Bruins faced top-ranked and undefeated Indiana in the semifinals in a rematch of the 1994 NCAA Semis which saw the Hoosiers pick apart redshirt freshman goalkeeper Matt Reis to win 4-1. But Reis gained redemption for that night in 1994 and was more than outstanding, stopping everything shot his way. Indiana could not find a way to figure out Reis, who made a school record-tying 11 saves on 25 shots on goal.

Over 131 scoreless minutes after kickoff, a UCLA corner kick found its way to Josh Keller, who then passed it to Ryan Lee. The freshman took a shot that was deflected by an Indiana defender. However, the deflection went right to Indiana native McKinley Tennyson, Jr., who tapped it into an empty net for the 1-0 win in sudden death overtime.

A matchup with a powerful Virginia team playing in its home state loomed next for UCLA in the Championship game. With playmaker Vagenas unable to play, Schmid was forced to adopt a more defensive, counterattacking style that frustrated Virginia the entire game. Although the Cavaliers had their chances in the game - they had 15 shots on goal, nine of which were stopped mostly in spectacular fashion by Reis - they could not capitalize. One of those saves came early in the second half, when Reis slid out of the box about 22 yards out and beat a streaking Jason Moore to the ball.

Virginia stepped up its pressure near the end of regulation, but the Bruins picked their opportunities to counter and took advantage of a miscue in the 80th minute. After Keller’s sliding pass to Bruno beat Cavalier defender Scott Vermillion, the Bruins had just one defender to beat by the penalty area for the game’s first goal. Bruno hooked a no-look pass to an open Seth George, who beat goalkeeper Brock Yetso for the go-ahead goal.

Two minutes later, Virginia played with fire again while trying to equalize. With most of the Cavaliers up front, the Bruins again took advantage. After Tennyson fired a shot that Yetso stopped, no Cavalier defenders were there to clear, and George, the tournament’s Offensive MVP, easily hit the deflection into the empty net to put the game away.

First Round
Nov. 23 (Los Angeles, CA)
UCLA 3, Santa Clara 0
Goals: Paneno, Bruno, George

Second Round
Dec. 1 (Los Angeles, CA)
UCLA 1, Washington 0
Goal: George

Quarterfinals
Dec. 6 (Los Angeles, CA)
UCLA 2, Clemson 1
Goals: Vagenas, Bruno

Semifinals
Dec. 12 (Richmond, VA)
UCLA 1, Indiana 0 (2ot)
Goal: Tennyson

Finals
Dec. 14 (Richmond, VA)
UCLA 2, Virginia 0
Goals: George (2)

2002

A new era in UCLA soccer could not have gotten off to a better start than it did in 2002. Under first-year head coach Tom Fitzgerald, the Bruins captured its first Pac-10 championship and its fourth NCAA title, making Fitzgerald only the second coach in NCAA soccer history to win a Division I title in his first year with the program.

The Bruins made it to the College Cup thanks to a blistering offense that scored 14 goals in three games but then won the championship thanks to a stingy defense that shut out Stanford in the title game.

A 13-3-3 regular season record and the team’s first-ever Pac-10 Championship led to a No. 3 seeding in the NCAA Tournament and home field advantage until the College Cup. The Bruins’ path to the College Cup ran through two teams that had beaten them earlier in the season. UCLA first disposed of Loyola Marymount, 4-2, in the NCAA second round, avenging a 2-0 loss in September. California, who had earlier defeated UCLA, 1-0 in a controversial overtime decision, was the Bruins’ next victim, by a 3-2 mark in the third round. A 7-1 drubbing of Penn State in the quarterfinals landed the Bruins in the College Cup for the second time in four years. Matt Taylor recorded a hat trick in the contest, and Tim Pierce added two goals of his own, while Cliff McKinley tied an NCAA Tournament record with three assists.

UCLA’s prolific offense would next face top-seeded Maryland in the semifinals, and like in the other two matchups against top-ranked teams during the season, the Bruins were up for the challenge. UCLA got on the boards first with a Taylor goal off an Adolfo Gregorio assist in the 75th minute, but Maryland came back to equalize in the 81st minute. Just one minute later, McKinley was taken down in the penalty box by Maryland keeper Noah Palmer, and Gregorio scored the ensuing penalty kick and game-winning goal.

In the championship game, UCLA had another matchup with conference rival Stanford, the two teams’ third meeting of the year. This game would be no different, as the Bruins won by the same 1-0 score they had won by in the previous two matchups.

Both teams had good scoring opportunities in the game. Stanford had a header cleared off the line by Jimmy Frazelle in the early minutes, and Ryan Futagaki had a hard shot ricochet off the left post in the 31st minute.

But all things changed in the 89th minute. Ty Maurin was fouled near the left corner with the Bruins on the attack and earned a free kick for UCLA. Futagaki’s perfectly-placed free kick found Aaron Lopez, who one-timed the ball past Stanford goalie Robby Fulton into the top right corner with 1:02 remaining on the clock for the championship-winning goal.

Lopez was named the MVP of the College Cup, and teammates Zach Wells, who earned the shutout in the title match; Gregorio, Taylor and Scot Thompson received All-Tournament acclaim.

First Round
Bye

Second Round
Nov. 27 (Los Angeles, CA)
UCLA 4, LMU 2
Goals: McKinley, Lopez, Gregorio (2)

Third Round
Nov. 30 (Los Angeles, CA)
UCLA 3, California 2
Goals: Lopez, McKinley, Taylor

Quarterfinals
Dec. 7 (Los Angeles, CA)
UCLA 7, Penn State 1
Goals: Gregorio, Pierce (2), Taylor (3), Frazelle

Semifinals
Dec. 13 (Dallas, TX)
UCLA 2, Maryland 1
Goals: Taylor, Gregorio

Finals
Dec. 15 (Dallas, TX)
UCLA 1, Stanford 0
Goal: Lopez



NCAA Tournament Results

Since 1968, UCLA has participated in the NCAA Tournament 47 times (including 34 consecutive years from 1983-2016), winning national championships in 1985, 1990, 1997 and 2002.

In 1985, the Bruins defeated American University in eight over-times for their first NCAA championship. In 1990, the Bruins defeated Rutgers in a penalty kick shootout for their second title. In 1997, Bruin forward Seth George scored two goals in the last 10 minutes of the game to defeat Virginia 2-0 in the

championship game. An Aaron Lopez goal with 1:02 to play in regulation gave the Bruins the 2002 title, 1-0 over Stanford.

UCLA has also finished second five times (1970, '72 '73, '06 and '14), third four times (1984, '94, '99, '11) and fourth once (1974). UCLA has advanced to collegiate soccer's Final Four 14 times and has a record of 13-11. The Bruins' all-time NCAA record is 73-42-6.

Below are UCLA's post-season results.



- 1968** – San Jose St. 3, UCLA 1, Round of 16
- 1970** – UCLA 3, USF 2, Round of 16
UCLA 3, Denver 1, Quarterfinals
UCLA 4, Howard 3, Semifinals
Saint Louis 1, UCLA 0, Final
- 1971** – UCLA 5, Chico St. 1, Round of 16
USF 6, UCLA 2, Quarterfinals
- 1972** – UCLA 5, Washington 0, Round of 16
UCLA 3, at San Jose St. 2, Quarterfinals
UCLA 1, Cornell 0, Semifinals
Saint Louis 4, UCLA 2, Final
- 1973** – UCLA 3, Washington 0, Round of 16
UCLA 3, USF 2 (2 ot), Quarterfinals
UCLA 2, Clemson 1 (ot), Semifinals
Saint Louis 2, UCLA 1 (ot), Final
- 1974** – UCLA 3, San Jose St. 2 (3 ot) Round of 16
UCLA 1, USF 0 (2 ot), Quarterfinals
at Saint Louis 2, UCLA 1 (2 ot), Semifinals
Hartwick 3, UCLA 2, 3rd Place
- 1975** – USF 4, UCLA 2, Round of 16
- 1976** – USF 1, UCLA 0, Round of 16
- 1977** – UCLA 3, California 0, Round of 16
USF 4, UCLA 1, Quarterfinals
- 1980** – at USF 2, UCLA 1 (ot), Round of 16
- 1983** – at USF 5, UCLA 0, 1st Round
- 1984** – UCLA 2, at Fresno St. 1, 1st Round
at UCLA 1, USF 0, Round of 16
at UCLA 2, Harvard 0, Quarterfinals
Clemson 4, at UCLA 1, Semifinals
- 1985** – at UCLA 3, California 1, 1st Round
at UCLA 1, UNLV 0 (ot), Round of 16
at UCLA 2, SMU 0, Quarterfinals
UCLA 3, at Evansville 1, Semifinals
UCLA 1, American 0 (8 ot), Final
- 1986** – at UCLA 3, CS Fullerton 0, 1st Round
at Fresno St. 1, UCLA 0 (ot), Round of 16
- 1987** – UCLA 1, at Fresno St 0, 1st Round
UCLA 1, at UNLV 0 (UNLV forfeited, UCLA advanced),
Round of 16[^]
San Diego St. 2, at UCLA 1, Quarterfinals
at UCLA 2, San Diego St. 1, 1st Round
at Portland 2, UCLA 0, Round of 16
- 1989** – at UCLA 1*, San Diego St. 1, 1st Round
at UCLA 0*, Portland 0, Round of 16
at Santa Clara 2, UCLA 0, Quarterfinals
- 1990** – at UCLA 2, San Diego 1 (ot), Round of 16
at UCLA 2, SMU 0, Quarterfinals
UCLA 0*, North Carolina State 0, Semifinals
UCLA 0*, Rutgers 0, Final
- 1991** – at UCLA 3, Portland 0, Round of 16
Santa Clara 2, at UCLA 1, Quarterfinals
- 1992** – San Diego 2, at UCLA 1, Round of 16
- 1993** – San Diego 4, at UCLA 2 (ot), Round of 32
- 1994** – at UCLA 3, UAB 2 (ot), Round of 32
UCLA 4, at SMU 2, Round of 16
at UCLA 3, College of Charleston 2, Quarterfinals
Indiana 4, UCLA 1, Semifinals
- 1995** – at UCLA 2, Cal Poly 1, Round of 32
Santa Clara 2, at UCLA 1, Round of 16
- 1996** – at Cal State Fullerton 2, UCLA 1, Round of 32
- 1997** – at UCLA 3, Santa Clara 0, Round of 32
at UCLA 1, Washington 0, Round of 16
at UCLA 2, Clemson 1, Quarterfinals
UCLA 1, Indiana 0 (3ot), Semifinals
UCLA 2, Virginia 0, Final

- 1998** – at UCLA 2, Fresno State 1, Round of 32
Creighton 2, at UCLA 0, Round of 16
- 1999** – at UCLA 4, San Diego 1, Round of 32
UCLA 2, at Saint Louis 0, Round of 16
UCLA 2, at Virginia 0, Quarterfinals
Indiana 3, UCLA 2 (4ot), Semifinals
- 2000** – at San Diego 1, UCLA 0 (ot), Round of 32
- 2001** – UCLA 3, Loyola Marymount 2 (ot), 1st Round
UCLA 4, at San Diego 0, Round of 32
at SMU 1, UCLA 0, Round of 16
- 2002** – at UCLA 4, Loyola Marymount 2, Round of 32
at UCLA 3, California 2, Round of 16
at UCLA 7, Penn State 1, Quarterfinals
UCLA 2, Maryland 1, Semifinals
UCLA 1, Stanford 0, Final
- 2003** – at UCLA 3, Tulsa 2, Round of 32
at UCLA 2, FIU 0, Round of 16
Indiana 2, at UCLA 1, Quarterfinals
- 2004** – at UCLA 3, Loyola Marymount 0, Round of 32
St. John's 2, at UCLA 1, Round of 16
- 2005** – SMU 3, at UCLA 0, Round of 32
- 2006** – at UCLA 3 Harvard 0, Round of 32
at UCLA 3, Clemson 0, Round of 16
UCLA 3, at Duke 2 (ot), Quarterfinals
UCLA 4, Virginia 0, Semifinals
UC Santa Barbara 2, UCLA 1, Final
- 2007** – at UCLA 1, New Mexico 0, 1st Round
at Santa Clara 3, UCLA 1, Round of 32
- 2008** – Cal Poly 1, at UCLA 0, 1st Round
- 2009** – at UCLA 2, Sacramento State 1, Round of 32
at UCLA 2, UC Santa Barbara 1, Round of 16
at Wake Forest 2, UCLA 0, Quarterfinals
- 2010** – at UCLA 4, Sacramento State 1, Round of 32
at UCLA 2, Dartmouth 1 (2ot), Round of 16
at Louisville 5, UCLA 4 Quarterfinals
- 2011** – at UCLA 1, Delaware 0, Round of 32
at UCLA 3, Rutgers 0, Round of 16
UCLA 1, at Louisville 0 (2ot), Quarterfinals
UCLA 2, North Carolina 2*, Semifinals
- 2012** – San Diego 5, at UCLA 2, Round of 32
- 2013** – at UCLA 4, Elon 0, Round of 32
at UCLA 3, Connecticut 3*, Round of 16
- 2014** – at UCLA 2, San Diego 1 (ot), Round of 32
at UCLA 3, California 2, Round of 16
at UCLA 3*, North Carolina 3, Quarterfinals
UCLA 3, Providence 2 (2ot), Semifinals
Virginia 0*, UCLA 0, Finals
- 2015** – at UCLA 2, Cal Poly 0, 1st Round
at Seattle 1, UCLA 0, Round of 32
- 2016** – at UCLA 4, Colgate 2, 1st Round
at Louisville 2, UCLA 1 (ot), Round of 32
- 2018** – at Portland 1, UCLA 0, 1st Round
- 2021** – at UCLA 2, UC Santa Barbara 1 (2ot), 1st Round
at Duke 2, UCLA 1, Round of 32
- 2022** – at UCLA 2, Cal Baptist 1, 1st Round
UCLA 2, at Clemson 1, Round of 32
at Vermont 3, UCLA 0, Round of 16

*Won in Penalty kick shootouts.
[^] The NCAA does not recognize this game for W-L purposes,
as UNLV's participation in the 1987 tournament was vacated

UCLA's NCAA Record by Opponent

| | |
|----------------------------|--------------------|
| American..... | 1-0 |
| California..... | 4-0 |
| California Baptist..... | 1-0 |
| Cal Poly..... | 2-1 |
| Cal State Fullerton..... | 1-1 |
| Chico State..... | 1-0 |
| Clemson..... | 4-1 |
| Colgate..... | 1-0 |
| College of Charleston..... | 1-0 |
| Connecticut..... | 0-0-1 (0-1 in PKs) |
| Cornell..... | 1-0 |
| Creighton..... | 0-1 |
| Dartmouth..... | 1-0 |
| Delaware..... | 1-0 |
| Denver..... | 1-0 |
| Duke..... | 1-1 |
| Elon..... | 1-0 |
| Evansville..... | 1-0 |
| Florida International..... | 1-0 |
| Fresno State..... | 3-1 |
| Hartwick..... | 0-1 |
| Harvard..... | 2-0 |
| Howard..... | 1-0 |
| Indiana..... | 1-3 |
| Louisville..... | 1-2 |
| Loyola Marymount..... | 3-0 |
| Maryland..... | 1-0 |
| New Mexico..... | 1-0 |
| North Carolina..... | 0-0-2 (1-1 in PKs) |
| North Carolina State..... | 0-0-1 (1-0 in PKs) |
| Penn State..... | 1-0 |
| Portland..... | 1-2-1 (1-0 in PKs) |
| Providence..... | 1-0 |
| Rutgers..... | 2-0 (1-0 in PKs) |
| Sacramento State..... | 2-0 |
| Saint Louis..... | 1-4 |
| San Diego..... | 4-4 |
| San Diego State..... | 1-1-1 (1-0 in PKs) |
| San Francisco..... | 4-6 |
| San Jose State..... | 2-1 |
| Santa Clara..... | 1-4 |
| Seattle..... | 0-1 |
| SMU..... | 3-2 |
| St. John's..... | 0-1 |
| Stanford..... | 1-0 |
| Tulsa..... | 1-0 |
| UAB..... | 1-0 |
| UC Santa Barbara..... | 2-1 |
| UNLV..... | 2-0 |
| Vermont..... | 0-1 |
| Virginia..... | 3-1 (0-1 in PKs) |
| Wake Forest..... | 0-1 |
| Washington..... | 3-0 |

UCLA's NCAA Record By Round

| | |
|---------------------|----------------------|
| 1st Round..... | 11-3-1 (1-0 in PKs) |
| Round of 32..... | 16-9-0 |
| Round of 16..... | 21-12-2 (1-1 in PKs) |
| Quarterfinals..... | 13-8-1 (1-0 in PKs) |
| Semifinals..... | 8-4-2 (1-1 in PKs) |
| 3rd Place Game..... | 0-1-0 |
| Finals..... | 4-5 (1-1 in PKs) |

NCAA Tournament Format Notes

- Since 2001, the tournament has featured 48 teams in a six-round format, with the top 16 teams receiving a first-round bye into the Round of 32 (1st rd. -> Rd. of 32 -> Rd. of 16 -> QF -> SF -> F)
- From 1993-2000, the tournament featured 32 teams in a five-round format with no byes (Rd. of 32 -> Rd. of 16 -> QF -> SF -> F)
- Prior to 1993, the tournament featured fewer than 32 teams in a five-round format, with a varying number of teams receiving byes into the Round of 16 (1st rd. -> Rd. of 16 -> QF -> SF -> F)

All-Time Results

1967 (12-1-1)

Head Coach Dennis Storer

| | | |
|--------------------------|---|------|
| Cal Poly Pomona | W | 5-0 |
| Cal Poly San Luis Obispo | T | 2-2 |
| Fresno Pacific | W | 10-1 |
| Biola College | W | 4-1 |
| USC | W | 8-1 |
| Corinthians | W | 4-0 |
| Westmont | W | 3-0 |
| UC Santa Barbara | W | 3-0 |
| Long Beach State | W | 3-1 |
| Loyola Marymount | W | 3-1 |
| Cal Tech | W | 7-0 |
| Occidental College | W | 1-0 |
| UC Riverside | W | 9-1 |
| San Francisco | L | 0-1 |

1968 (12-2-1)

Head Coach Dennis Storer

| | | |
|-----------------------------|---|------|
| Cal Poly Pomona | W | 4-2 |
| Long Beach State | W | 7-4 |
| Pomona College | W | 10-1 |
| UC Santa Barbara | W | 3-1 |
| Biola College | W | 7-0 |
| Fresno Pacific | W | 12-0 |
| UC Davis | W | 2-0 |
| UC Santa Barbara | W | 4-3 |
| California | W | 2-0 |
| USC | W | 4-0 |
| Stanford | W | 4-0 |
| Loyola Marymount | W | 1-0 |
| Cal Poly San Luis Obispo | T | 1-1 |
| Westmont | L | 0-1 |
| San Jose State (NCAA Trny.) | L | 1-3 |

1969 (14-1-0)

Head Coach Dennis Storer

| | | |
|--------------------------|---|------|
| Cal State Fullerton | W | 3-0 |
| Woodbury College | W | 9-0 |
| Claremont College | W | 10-1 |
| Westmont | W | 5-4 |
| UC Santa Cruz | W | 6-1 |
| UC Davis | W | 5-1 |
| California | W | 3-2 |
| Cal Poly San Luis Obispo | W | 5-1 |
| Stanford | W | 8-0 |
| Biola College | W | 2-1 |
| UC Santa Barbara | W | 3-1 |
| Loyola Marymount | W | 7-2 |
| Loyola Marymount | W | 8-2 |
| Cal Poly San Luis Obispo | W | 3-1 |
| San Diego State | L | 1-2 |

1970 (16-1-0)

Head Coach Dennis Storer

| | | |
|----------------------------|---|------|
| Cal State Los Angeles | W | 12-0 |
| Westmont | W | 5-2 |
| University Club | W | 5-3 |
| UC San Diego | W | 3-1 |
| UC Santa Barbara | W | 3-1 |
| UC Davis | W | 4-1 |
| Stanford | W | 8-0 |
| Biola College | W | 3-1 |
| Cal Poly San Luis Obispo | W | 6-1 |
| Long Beach State | W | 6-1 |
| Loyola Marymount | W | 10-0 |
| Air Force | W | 6-1 |
| Chico State | W | 4-2 |
| San Francisco (NCAA Trny.) | W | 3-2 |
| Denver (NCAA Trny.) | W | 3-1 |
| Howard (NCAA Trny.) | W | 4-3 |
| Saint Louis (NCAA Trny.) | L | 0-1 |

1971 (18-2-0)

Head Coach Dennis Storer

| | | |
|----------------------------|---|------|
| Univ. of Mexico | W | 2-0 |
| Occidental College | W | 5-0 |
| Yugoslav Americans | W | 4-2 |
| SM Soccer Club | W | 3-1 |
| San Diego State | W | 5-3 |
| UC San Diego | W | 12-1 |
| Cal Poly San Luis Obispo | W | 9-0 |
| Long Beach State | W | 7-1 |
| Cal State Fullerton | W | 5-1 |
| San Jose State | W | 3-1 |
| Biola College | W | 4-1 |
| UC Riverside | W | 5-0 |
| UC Davis | W | 6-0 |
| UC Santa Barbara | W | 6-0 |
| San Francisco | L | 0-1 |
| Stanford | W | 5-0 |
| Westmont | W | 6-1 |
| Cerritos College | W | 8-1 |
| Chico State | W | 5-1 |
| San Francisco (NCAA Trny.) | L | 2-6 |

1972 (12-2-3)

Head Coach Dennis Storer

| | | |
|-----------------------------|---|-----|
| Univ. of Mexico | W | 3-1 |
| San Diego State | W | 4-0 |
| Westmont | T | 0-0 |
| Seattle Pacific | W | 2-0 |
| San Jose State | T | 3-3 |
| Washington | W | 2-0 |
| Cal State Fullerton | T | 1-1 |
| San Jose State | W | 3-2 |
| Fresno State | L | 0-1 |
| Biola College | W | 2-0 |
| San Francisco | W | 2-1 |
| Stanford | W | 7-5 |
| USC | W | 6-1 |
| Washington | W | 5-0 |
| San Jose State (NCAA Trny.) | W | 3-1 |
| Cornell (NCAA Trny.) | W | 1-0 |
| Saint Louis (NCAA Trny.) | L | 2-4 |

1973 (18-1-4)

Head Coach Dennis Storer

| | | |
|----------------------------|---|------|
| Maccabi | W | 3-2 |
| Pepperdine | W | 13-1 |
| Cal State Fullerton | W | 3-0 |
| U.S. International | W | 4-1 |
| USC | W | 11-0 |
| San Francisco | T | 3-3 |
| Stanford | W | 2-1 |
| UC San Diego | W | 3-1 |
| UC Santa Barbara | W | 6-1 |
| UC Davis | T | 1-1 |
| California | W | 2-0 |
| Seattle Pacific | W | 3-0 |
| Washington | T | 3-3 |
| Westmont | W | 1-0 |
| Westmont | W | 3-2 |
| San Jose State | T | 1-1 |
| Biola College | W | 4-1 |
| Fresno State | W | 4-1 |
| Washington | W | 3-0 |
| San Diego State | W | 5-1 |
| San Francisco (NCAA Trny.) | W | 3-2 |
| Clemson (NCAA Trny.) | W | 2-1 |
| Saint Louis (NCAA Trny.) | L | 1-2 |

1974 (15-3-4)

Head Coach Terry Fisher

| | | |
|------------------|---|-----|
| Santa Clara | T | 1-1 |
| Pepperdine | W | 4-0 |
| UC Santa Barbara | W | 3-1 |
| Saint Louis | L | 1-4 |
| Stanford | W | 4-0 |
| Biola College | W | 4-0 |
| San Jose State | T | 2-2 |

| | | |
|---------------------------------|---|-----|
| Fresno State | W | 2-0 |
| UC Riverside | W | 5-1 |
| UC San Diego | W | 2-0 |
| Cal State Fullerton | T | 1-1 |
| San Francisco | W | 2-0 |
| San Diego State | T | 2-2 |
| Westmont | W | 3-1 |
| Washington State | W | 5-0 |
| California | W | 2-0 |
| USC | W | 2-0 |
| USC | W | 4-1 |
| San Jose St. (NCAATrny.) (ot) | W | 3-2 |
| San Francisco (NCAA Trny.) (ot) | W | 1-0 |
| Saint Louis (NCAA Trny.) | L | 1-2 |
| Hartwick (NCAA Trny.) | L | 1-3 |

1975 (11-6-3)

Head Coach Steve Gay

| | | |
|----------------------------|---|-----|
| New Mexico | T | 1-1 |
| Pomona College | W | 1-0 |
| Santa Clara | L | 1-2 |
| Saint Louis | L | 0-2 |
| SIU-Edwardsville | L | 0-4 |
| UC Riverside | W | 5-1 |
| Stanford | T | 2-2 |
| San Francisco | L | 2-5 |
| Biola College | W | 5-3 |
| Fresno State | W | 3-0 |
| UC Santa Barbara | W | 3-1 |
| UC Davis | W | 3-2 |
| UC Riverside | W | 7-1 |
| California | W | 5-2 |
| Westmont | W | 2-1 |
| Cal State Fullerton (ot) | L | 1-2 |
| San Diego State | T | 3-3 |
| San Jose State | W | 1-0 |
| USC | W | 2-0 |
| San Francisco (NCAA Trny.) | L | 1-4 |

1976 (13-5-1)

Head Coach Steve Gay

| | | |
|----------------------------|---|-----|
| Chapman College | W | 5-0 |
| UNLV | W | 1-0 |
| U.S. International | L | 0-1 |
| Chico State | L | 0-2 |
| Saint Louis | W | 2-1 |
| Santa Clara | T | 3-3 |
| San Jose State | L | 0-3 |
| Stanford | W | 4-0 |
| California | W | 4-0 |
| Biola College | W | 4-0 |
| UC San Diego | W | 3-2 |
| UC Riverside | W | 3-0 |
| UC Davis | W | 2-0 |
| UC Santa Barbara | W | 1-0 |
| Westmont | L | 0-1 |
| San Diego State | W | 2-1 |
| Cal State Fullerton | W | 2-1 |
| USC | W | 2-0 |
| San Francisco (NCAA Trny.) | L | 0-1 |

1977 (19-5-3)

Head Coach Steve Gay

| | | |
|-----------------------|---|------|
| Los Angeles Baptist | W | 2-0 |
| Azusa Pacific | W | 5-0 |
| Cal State Los Angeles | W | 3-0 |
| Loyola Marymount | W | 17-0 |
| Simon Fraser | T | 0-0 |
| Whittier | W | 1-0 |
| Pomona Pitzer | W | 4-0 |
| U.S. International | W | 2-0 |
| UNLV | W | 3-2 |
| Stanford | W | 3-0 |
| UC Riverside | W | 5-0 |
| California | T | 1-1 |
| UC Davis | W | 3-2 |
| Santa Clara | W | 3-2 |

| | | |
|----------------------------|---|-----|
| San Francisco | L | 1-2 |
| Westmont | T | 1-1 |
| California | L | 0-1 |
| Biola College | W | 3-1 |
| San Francisco | L | 0-1 |
| USC | L | 2-3 |
| San Jose State | W | 4-0 |
| Cal State Fullerton | W | 5-1 |
| UC Santa Barbara | W | 2-0 |
| San Diego State | W | 1-0 |
| USC | W | 4-3 |
| California (NCAA Trny.) | W | 3-0 |
| San Francisco (NCAA Trny.) | L | 1-4 |

1978 (14-8-1)

Head Coach Steve Gay

| | | |
|-----------------------|---|-----|
| North Texas State | L | 1-2 |
| SMU | L | 1-2 |
| Texas Christian | W | 5-2 |
| Evansville | W | 1-0 |
| Indiana | L | 1-2 |
| Akron | W | 4-1 |
| Florida International | W | 4-3 |
| Portland | T | 0-0 |
| Westmont | W | 2-0 |
| Cal State Fullerton | W | 3-2 |
| California | W | 4-3 |
| Santa Clara | L | 1-2 |
| USC | W | 3-2 |
| San Jose State | L | 2-3 |
| San Francisco | L | 0-3 |
| Simon Fraser | W | 2-0 |
| Biola College | W | 2-0 |
| San Francisco | L | 2-3 |
| Stanford | W | 2-0 |
| USC | W | 6-0 |
| San Diego State | W | 2-0 |
| UC Santa Barbara | L | 0-2 |
| UNLV | W | 1-0 |

1979 (15-10-3)

Head Coach Steve Gay

| | | |
|-----------------------|---|-----|
| Cal State Los Angeles | W | 2-1 |
| Cleveland State | L | 2-3 |
| Saint Louis | L | 0-2 |
| Connecticut | L | 1-2 |
| Boston U. | L | 2-3 |
| Vermont | T | 0-0 |
| Hartwick | L | 1-2 |
| North Carolina | W | 4-1 |
| Old Dominion | L | 2-3 |
| SIU-Edwardsville | L | 0-2 |
| UC Santa Barbara | W | 2-0 |
| UC Davis | W | 3-0 |
| California | T | 1-1 |
| UC San Diego | W | 3-0 |
| UC Santa Cruz | W | 2-0 |
| Cal State Fullerton | W | 1-0 |
| Santa Clara | W | 1-0 |
| Biola College | W | 2-0 |
| USC | L | 0-1 |
| UNLV | W | 3-1 |
| California | W | 3-0 |
| San Diego State | W | 2-1 |
| USC | L | 1-3 |
| Colorado College | W | 3-0 |
| Westmont | T | 1-1 |
| San Jose State | W | 2-1 |
| San Francisco | L | 1-4 |
| Stanford | W | 2-1 |

All-Time Results

1980 (18-2-2)

Head Coach Sigi Schmid

| | | | |
|-------|----------------------------------|---|----------|
| 9/2 | CAL STATE LOS ANGELES | W | 2-1 |
| 9/6 | at Cal State Northridge | W | 4-2 |
| 9/11 | at Portland | W | 2-1 |
| 9/13 | at Washington | W | 2-0 |
| 9/16 | at Simon Fraser | W | 3-2 |
| 9/20 | SAN DIEGO STATE | W | 2-0 |
| 9/24 | at Cal State Fullerton | W | 4-3 (ot) |
| 9/27 | UNLV | W | 3-0 |
| 9/30 | SIMON FRASER | L | 1-5 |
| 10/3 | California (All-Cal Trmly.) | W | 3-1 |
| 10/3 | at UC Riverside (All-Cal Trmly.) | W | 2-0 |
| 10/4 | UC Davis (All-Cal Trmly.) | W | 4-0 |
| 10/12 | at USC | W | 1-0 |
| 10/16 | STANFORD | W | 5-1 |
| 10/18 | BYU | T | 2-2 |
| 10/21 | at UC Santa Barbara | W | 3-1 |
| 10/25 | SAN FRANCISCO | T | 1-1 (ot) |
| 10/29 | LOYOLA MARYMOUNT | W | 3-0 |
| 11/1 | USC | W | 4-1 |
| 11/7 | at San Jose State | W | 1-0 |
| 11/9 | at Santa Clara | W | 2-0 |
| 11/30 | at San Francisco (NCAA Trmly.) | L | 1-2 |

1981 (12-5-3)

Head Coach Sigi Schmid

| | | | |
|-------|----------------------------------|---|----------|
| 9/1 | CAL STATE NORTHIDGE | W | 9-0 |
| 9/5 | at Cal State Dominguez Hills | W | 4-0 |
| 9/12 | Boston College (Adelphi Trmly.) | L | 1-2 |
| 9/13 | Syracuse (Adelphi Trmly.) | W | 3-0 |
| 9/16 | at Boston U. | L | 1-3 |
| 9/19 | at Rhode Island | W | 4-2 |
| 9/25 | FRESNO STATE | W | 1-0 |
| 9/29 | at Westmont | T | 0-0 (ot) |
| 10/2 | California (All-Cal Trmly.) | T | 0-0 (ot) |
| 10/2 | at UC Riverside (All-Cal Trmly.) | W | 5-0 |
| 10/3 | UC Davis (All-Cal Trmly.) | W | 1-0 |
| 10/7 | CAL STATE FULLERTON | W | 5-0 |
| 10/10 | at Stanford | W | 2-0 |
| 10/13 | at San Francisco | L | 0-2 |
| 10/17 | SAN JOSE STATE | L | 0-1 |
| 10/23 | at San Diego State | T | 0-0 (ot) |
| 10/31 | SANTA CLARA | W | 3-1 |
| 11/4 | at UNLV | L | 2-3 |
| 11/7 | UC SANTA BARBARA | W | 2-1 |
| 11/14 | LONG BEACH STATE | W | 7-0 |

1982 (16-4)

Head Coach Sigi Schmid

| | | | |
|-------|-------------------------------|---|----------|
| 9/3 | UW-Green Bay (FSU Classic) | W | 2-1 |
| 9/4 | at Fresno State (FSU Classic) | L | 1-2 |
| 9/11 | at Adelphi (Adelphi Trmly.) | W | 5-0 |
| 9/12 | Duke (Adelphi Trmly.) | L | 1-2 |
| 9/15 | at Vermont | W | 3-1 |
| 9/21 | LOYOLA MARYMOUNT | W | 6-0 |
| 9/25 | at CS Northridge | W | 3-0 |
| 9/28 | PORTLAND | W | 2-0 |
| 10/1 | California (All-Cal Trmly.) | W | 2-1 (ot) |
| 10/5 | at U.S. International | W | 3-2 |
| 10/10 | SAN DIEGO STATE | W | 4-1 |
| 10/13 | SAN DIEGO | W | 2-0 |
| 10/16 | at Cal State Fullerton | W | 2-1 (ot) |
| 10/24 | SAN FRANCISCO | L | 1-2 |
| 10/27 | at Stanford | W | 3-2 |
| 10/30 | at UC Santa Barbara | L | 1-3 |
| 11/3 | UNLV | W | 1-0 |
| 11/7 | at Long Beach State | W | 4-0 |
| 11/12 | at Santa Clara | W | 4-1 |
| 11/14 | at San Jose State (forfeit) | W | 2-2 (ot) |

1983 (17-2-3)

Head Coach Sigi Schmid

| | | | |
|-------|--------------------------------|---|----------|
| 9/2 | at Evansville | T | 1-1 (ot) |
| 9/3 | BYU (UNLV Trmly.) | W | 3-0 |
| 9/7 | at Loyola Marymount | W | 5-0 |
| 9/10 | at UW-Green Bay (UWGB Trmly.) | T | 1-1 (ot) |
| 9/11 | Wisconsin (UWGB Trmly.) | T | 1-1 (ot) |
| 9/14 | at Marquette | W | 3-0 |
| 9/20 | at San Francisco | W | 3-2 |
| 9/23 | at San Diego State | W | 3-0 |
| 9/27 | at San Diego | W | 3-1 |
| 10/2 | CAL STATE DOMINGUEZ HILLS | W | 4-0 |
| 10/7 | UC Riverside (All-Cal Trmly.) | W | 8-0 |
| 10/7 | UC Davis (All-Cal Trmly.) | W | 1-0 |
| 10/8 | at California (All-Cal Trmly.) | L | 1-2 |
| 10/12 | at UNLV | W | 1-0 |
| 10/15 | UC SANTA BARBARA | W | 2-1 |
| 10/18 | U.S. INTERNATIONAL | W | 2-1 |
| 10/23 | CAL STATE FULLERTON | W | 6-0 |

| | | | |
|-------|--------------------------------|---|----------|
| 10/26 | SANTA CLARA | W | 4-3 (ot) |
| 10/30 | FRESNO STATE | W | 2-1 |
| 11/6 | SAN JOSE STATE | W | 4-0 |
| 11/9 | LONG BEACH STATE | W | 3-0 |
| 11/16 | at San Francisco (NCAA Trmly.) | L | 0-5 |

1984 (19-3-2)

Head Coach Sigi Schmid

| | | | |
|-------|-------------------------------|---|----------|
| 9/1 | CAL POLY POMONA | W | 1-0 |
| 9/8 | Clemson (Indiana Trmly.) | W | 2-1 |
| 9/9 | Virginia (Indiana Trmly.) | W | 2-1 |
| 9/12 | at UNC-Charlotte | W | 4-0 |
| 9/15 | South Florida (Duke Trmly.) | W | 3-2 (ot) |
| 9/16 | Duke (Duke Trmly.) | W | 2-0 |
| 9/22 | at Cal State Dominguez Hills | W | 4-1 |
| 9/26 | at Fresno State | T | 3-3 (ot) |
| 9/30 | SAN DIEGO STATE | W | 1-0 |
| 10/6 | Stanford (Pac-10 Trmly.) | T | 2-2 (ot) |
| 10/7 | at California (Pac-10 Trmly.) | L | 3-4 (ot) |
| 10/10 | LOYOLA MARYMOUNT | W | 6-1 |
| 10/14 | SAN FRANCISCO | W | 4-0 |
| 10/18 | BIOLA COLLEGE | W | 5-0 |
| 10/21 | at Cal State Fullerton | W | 3-1 |
| 10/28 | at Santa Clara | W | 1-0 |
| 10/30 | at San Jose State | W | 4-2 |
| 11/3 | at UC Santa Barbara | W | 3-2 |
| 11/7 | UNLV | L | 0-3 |
| 11/10 | LONG BEACH STATE | W | 6-0 |
| 11/18 | at Fresno State (NCAA Trmly.) | W | 2-1 |
| 11/25 | SAN FRANCISCO (NCAA Trmly.) | W | 1-0 |
| 12/2 | HARVARD (NCAA Trmly.) | W | 2-0 |
| 12/9 | CLEMSON (NCAA Trmly.) | L | 1-4 |

1985 (20-1-4) NCAA Champs

Head Coach Sigi Schmid

| | | | |
|-------|------------------------------|---|-----------|
| 9/2 | WESTMONT | W | 3-1 |
| 9/6 | Connecticut (Indiana Trmly.) | T | 1-1 (ot) |
| 9/7 | Indiana (Indiana Trmly.) | W | 1-0 |
| 9/14 | Tampa (FIU Trmly.) | W | 4-2 |
| 9/15 | at FIU (FIU Trmly.) | T | 1-1 (ot) |
| 9/20 | at San Francisco | W | 3-2 |
| 9/25 | Fresno State (@CSUN) | L | 1-2 |
| 9/29 | SAN JOSE STATE | W | 5-0 |
| 10/5 | CALIFORNIA (UCLA Classic) | W | 3-2 |
| 10/6 | STANFORD (UCLA Classic) | W | 2-1 |
| 10/9 | UC SANTA BARBARA | W | 1-0 |
| 10/14 | at UNLV | T | 2-2 (ot) |
| 10/16 | at U.S. International | T | 1-1 (ot) |
| 10/18 | at Loyola Marymount | W | 5-0 |
| 10/23 | SAN DIEGO | W | 1-0 |
| 10/25 | at San Diego State | W | 2-1 |
| 10/30 | at UC Irvine | W | 4-1 |
| 11/3 | CAL STATE LOS ANGELES | W | 3-0 |
| 11/6 | CAL STATE FULLERTON | W | 1-0 |
| 11/10 | SANTA CLARA | W | 1-0 |
| 11/17 | CALIFORNIA (NCAA Trmly.) | W | 3-1 |
| 11/24 | UNLV (NCAA Trmly.) | W | 1-0 (ot) |
| 12/1 | SMU (NCAA Trmly.) | W | 2-0 |
| 12/8 | at Evansville (NCAA Trmly.) | W | 3-1 |
| 12/14 | American (NCAA Trmly.) | W | 1-0 (8ot) |

1986 (16-1-5)

Head Coach Sigi Schmid

| | | | |
|-------|-------------------------------|---|----------|
| 9/1 | at Westmont | W | 2-1 (ot) |
| 9/7 | at Santa Clara | W | 5-0 |
| 9/9 | at San Jose State | T | 2-2 (ot) |
| 9/14 | CHAPMAN COLLEGE | T | 1-1 (ot) |
| 9/17 | UC IRVINE | W | 2-0 |
| 9/21 | SAN FRANCISCO | T | 0-0 (ot) |
| 9/26 | Stanford (Pac-10 Trmly.) | W | 2-0 |
| 9/27 | California (Pac-10 Trmly.) | W | 2-1 |
| 10/5 | at Fresno State | T | 1-1 (ot) |
| 10/8 | at San Diego | W | 4-0 |
| 10/12 | U.S. INTERNATIONAL | W | 2-1 (ot) |
| 10/15 | at UC Santa Barbara | W | 4-2 |
| 10/19 | SAN DIEGO STATE | T | 1-1 (ot) |
| 10/21 | LOYOLA MARYMOUNT | W | 5-1 |
| 10/24 | American (Clemson Trmly.) | W | 6-0 |
| 10/26 | at Clemson (Clemson Trmly.) | W | 3-0 |
| 11/1 | NEW MEXICO (UCLA Classic) | W | 4-1 |
| 11/2 | DUKE (UCLA Classic) | W | 3-0 |
| 11/5 | at Cal State Fullerton | W | 6-0 |
| 11/8 | at Cal State Los Angeles | W | 1-0 |
| 11/16 | CS FULLERTON (NCAA Trmly.) | W | 3-0 |
| 11/23 | at Fresno State (NCAA Trmly.) | L | 0-1 (ot) |

1987 (14-7-1)

Head Coach Sigi Schmid

| | | | |
|-------|----------------------------------|---|----------|
| 9/1 | WESTMONT | W | 5-1 |
| 9/6 | UNLV | W | 2-0 |
| 9/11 | SMU (UNLV Trmly.) | L | 1-2 |
| 9/12 | Air Force (UNLV Trmly.) | W | 3-0 |
| 9/18 | American (Patriot Invite) | W | 2-1 |
| 9/20 | at George Mason (Patriot Invite) | W | 2-1 |
| 9/24 | at Yale | L | 1-4 |
| 9/27 | at Connecticut | L | 1-2 |
| 10/4 | FRESNO STATE | W | 2-1 (ot) |
| 10/10 | California (Pac-10 Trmly.) | W | 2-1 |
| 10/11 | at Stanford (Pac-10 Trmly.) | L | 0-1 |
| 10/14 | SAN DIEGO | T | 1-1 (ot) |
| 10/18 | UC SANTA BARBARA | W | 2-0 |
| 10/22 | at San Francisco | W | 2-1 |
| 10/25 | SANTA CLARA | W | 1-0 |
| 10/28 | CAL STATE FULLERTON | L | 0-2 |
| 10/31 | NOTRE DAME (UCLA Classic) | W | 3-2 |
| 11/1 | INDIANA (UCLA Classic) | L | 1-2 |
| 11/4 | at San Diego State | W | 3-1 |
| 11/8 | CAL STATE LOS ANGELES | W | 1-0 |
| 11/15 | at Fresno State (NCAA Trmly.) | W | 1-0 |
| 11/22 | at UNLV (NCAA Trmly.) (bye) | W | 1-0 |
| 11/29 | SAN DIEGO STATE (NCAA Trmly.) | L | 1-2 |

1988 (13-5-4)

Head Coach Sigi Schmid

| | | | |
|-------|-------------------------------|---|----------|
| 9/2 | Evansville (Indiana Classic) | L | 1-3 |
| 9/3 | at Indiana (Indiana Classic) | L | 1-2 |
| 9/9 | Virginia (UNLV Trmly.) | L | 0-3 |
| 9/10 | Connecticut (UNLV Trmly.) | W | 1-0 |
| 9/14 | UC IRVINE | W | 4-0 |
| 9/17 | SOUTHERN CALIFORNIA COLL. | W | 5-0 |
| 9/20 | at Santa Clara | L | 0-1 |
| 9/25 | SAN JOSE STATE | W | 6-1 |
| 9/28 | at Cal State Fullerton | W | 1-0 (ot) |
| 10/3 | at Fresno State | T | 1-1 (ot) |
| 10/8 | Stanford (Pac-10 Trmly.) | W | 1-0 |
| 10/9 | California (Pac-10 Trmly.) | W | 3-0 |
| 10/13 | LOYOLA MARYMOUNT | W | 8-0 |
| 10/16 | SAN FRANCISCO | W | 1-0 |
| 10/22 | NAVY (UCLA Classic) | W | 2-0 |
| 10/23 | SO. CAROLINA (UCLA Classic) | T | 0-0 (ot) |
| 10/27 | at UNLV | T | 1-1 (ot) |
| 10/30 | WASHINGTON | W | 4-2 |
| 11/2 | SAN DIEGO | W | 1-0 |
| 11/6 | SAN DIEGO STATE | T | 1-1 (ot) |
| 11/13 | SAN DIEGO STATE (NCAA Trmly.) | W | 2-1 |
| 11/20 | at Portland (NCAA Trmly.) | L | 0-2 |

1989 (18-4-1)

Head Coach Sigi Schmid

| | | | |
|-------|--|---|----------|
| 9/1 | at Akron (Akron Trmly.) | W | 2-0 |
| 9/2 | Cleveland State (Akron Trmly.) | W | 3-1 |
| 9/5 | SOUTHERN CALIFORNIA COLL. | W | 6-0 |
| 9/10 | at UC Irvine | W | 7-0 |
| 9/12 | SAN DIEGO | W | 2-0 |
| 9/17 | ST. MARY'S | W | 3-0 |
| 9/20 | at San Francisco | W | 2-0 |
| 9/23 | at New Mexico | W | 2-0 |
| 9/26 | UC SAN DIEGO | W | 1-0 |
| 10/1 | SANTA CLARA | T | 1-1 (ot) |
| 10/6 | CALIFORNIA | W | 1-0 |
| 10/8 | STANFORD (ot) | W | 2-0 (ot) |
| 10/11 | at San Diego State (ot) | L | 2-3 (ot) |
| 10/15 | CAL STATE FULLERTON | W | 2-0 |
| 10/20 | UW GREEN BAY (UCLA Classic) | W | 3-0 |
| 10/22 | RUTGERS (UCLA Classic) | W | 1-0 |
| 10/27 | WESTMONT | W | 2-0 |
| 10/29 | FRESNO STATE | W | 2-0 |
| 11/4 | at South Carolina (So. Carolina Classic) | L | 2-3 (ot) |
| 11/5 | Howard (So. Carolina Classic) | L | 0-2 |
| 11/12 | SAN DIEGO STATE (NCAA Trmly.) | W | 2-1 |
| 11/19 | PORTLAND (NCAA Trmly.) | W | 1-0 |
| 11/25 | at Santa Clara (NCAA Trmly.) | L | 0-2 |

1990 (19-1-4) NCAA Champs

Head Coach Sigi Schmid

| | | | |
|------|----------------------------|---|----------|
| 8/28 | UC IRVINE | W | 3-1 |
| 9/1 | Indiana (UNLV Trmly.) | W | 3-0 |
| 9/2 | Old Dominion (UNLV Trmly.) | W | 3-0 |
| 9/5 | at San Diego | T | 3-3 (ot) |
| 9/9 | CAL STATE DOMINGUEZ HILLS | W | 5-1 |
| 9/12 | WESTMONT | W | 4-1 |
| 9/16 | ST. MARY'S | W | 1-0 |
| 9/19 | at Santa Clara | T | 1-1 (ot) |
| 9/23 | SAN FRANCISCO | T | 0-0 (ot) |
| 9/28 | at California | W | 1-0 |
| 9/30 | at Stanford | W | 2-1 (ot) |

All-Time Results

| | | | | | |
|-------|-------------------------------|-------|---|-------|----------|
| 10/7 | UNLV | | W | | 2-1 |
| 10/9 | SOUTHERN CALIFORNIA COLL | | W | | 7-0 |
| 10/13 | Princeton (Rutgers Trny.) | | W | | 2-1 (ot) |
| 10/14 | at Rutgers (Rutgers Trny.) | | L | | 1-2 |
| 10/19 | AIR FORCE (UCLA Classic) | | W | | 3-0 |
| 10/21 | WAKE FOREST (UCLA Classic) | | W | | 2-0 (ot) |
| 10/28 | CAL STATE FULLERTON | | W | | 4-1 |
| 10/30 | LOYOLA MARYMOUNT | | W | | 9-1 |
| 11/4 | SAN DIEGO STATE | | T | | 1-1 (ot) |
| 11/18 | SAN DIEGO (NCAA Trny.) | | W | | 2-1 (ot) |
| 11/25 | SMU (NCAA Trny.) | | W | | 2-0 |
| 12/1 | No. Carolina St. (NCAA Trny.) | | W | | 1-0 (ot) |
| 12/2 | Rutgers (NCAA Trny.) | | W | | 1-0 (ot) |

1991 (18-4-0)

Head Coach Sigi Schmid

| | | | | | |
|-------|----------------------------------|-------|---|-------|----------|
| 9/3 | WESTMONT | | W | | 3-2 |
| 9/7 | at Hartford (Constitutional Cup) | | W | | 2-1 |
| 9/8 | Boston U. (Constitutional Cup) | | W | | 2-0 |
| 9/13 | Portland (ot) (Seattle Trny.) | | W | | 3-1 |
| 9/15 | at Washington (Seattle Trny.) | | L | | 1-2 (ot) |
| 9/20 | Creighton (FSU Classic) | | W | | 6-0 |
| 9/22 | at Fresno State (FSU Classic) | | L | | 0-1 |
| 9/25 | at UNLV | | W | | 2-1 |
| 9/29 | CAL STATE LOS ANGELES | | W | | 3-0 |
| 10/6 | SAN DIEGO | | W | | 2-0 |
| 10/11 | at San Francisco | | L | | 0-1 |
| 10/13 | at St. Mary's | | W | | 5-0 |
| 10/18 | ARMY (UCLA Classic) | | W | | 3-0 |
| 10/20 | AKRON (UCLA Classic) | | W | | 2-0 |
| 10/25 | STANFORD | | W | | 3-0 |
| 10/27 | CALIFORNIA | | W | | 2-0 |
| 10/30 | at San Diego State | | W | | 4-1 |
| 11/3 | at Cal State Fullerton | | W | | 5-1 |
| 11/8 | CAL STATE DOMINGUEZ HILLS | | W | | 3-1 |
| 11/10 | SAN JOSE STATE | | W | | 8-0 |
| 11/24 | PORTLAND (NCAA Trny.) | | W | | 3-0 |
| 12/1 | SANTA CLARA (NCAA Trny.) | | L | | 1-2 |

1992 (13-3-3, 6-1-0 MPSF)

Head Coach Sigi Schmid

| | | | | | |
|-------|-------------------------------|-------|---|-------|----------|
| 9/5 | Notre Dame (Indiana Trny.) | | W | | 1-0 |
| 9/6 | at Indiana (Indiana Trny.) | | W | | 1-0 |
| 9/9 | CAL STATE DOMINGUEZ HILLS | | W | | 2-0 |
| 9/13 | CAL STATE SAN BERNARDINO | | W | | 5-0 |
| 9/15 | SAN DIEGO | | W | | 2-1 (ot) |
| 9/20 | SAN FRANCISCO | | W | | 5-0 |
| 9/25 | William & Mary (ODU Classic) | | T | | 0-0 (ot) |
| 9/27 | at Old Dominion (ODU Classic) | | W | | 1-0 |
| 10/4 | at San Diego State | | W | | 4-0 |
| 10/9 | at New Mexico | | L | | 0-1 |
| 10/11 | at UNLV | | W | | 1-0 |
| 10/16 | DAVIDSON (UCLA Classic) | | L | | 1-3 |
| 10/18 | SMU (UCLA Classic) | | T | | 1-1 (ot) |
| 10/23 | CAL STATE NORTHBRIDGE | | W | | 3-1 |
| 10/25 | UC SANTA BARBARA | | W | | 2-0 |
| 10/29 | at UC Irvine | | W | | 4-1 |
| 11/1 | CAL STATE FULLERTON | | W | | 3-1 |
| 11/6 | Stanford (MPSF Trny.) | | T | | 1-1 |
| 11/21 | SAN DIEGO (NCAA Trny.) | | L | | 1-2 |

1993 (18-3-0, 6-1-0 MPSF)

Head Coach Sigi Schmid

| | | | | | |
|-------|----------------------------------|-------|---|-------|----------|
| 9/4 | North Carolina (CSUF Trny.) | | W | | 5-3 |
| 9/6 | Oregon State (CSUF Trny.) | | W | | 4-0 |
| 9/10 | UC IRVINE | | W | | 4-0 |
| 9/12 | CHAPMAN COLLEGE | | W | | 2-0 |
| 9/17 | Tulsa (SMU Classic) | | W | | 6-0 |
| 9/18 | at SMU (SMU Classic) | | W | | 4-0 |
| 9/24 | CAL STATE LOS ANGELES | | W | | 6-0 |
| 9/26 | CAL STATE DOMINGUEZ HILLS | | W | | 3-1 |
| 9/29 | at San Francisco | | L | | 1-2 |
| 10/3 | SAN DIEGO | | W | | 3-0 |
| 10/8 | NEW MEXICO | | W | | 2-0 |
| 10/10 | UNLV | | W | | 2-0 |
| 10/15 | at Cal State Northridge | | W | | 1-0 |
| 10/17 | at UC Santa Barbara | | W | | 2-1 |
| 10/22 | at San Diego State | | W | | 2-0 |
| 10/24 | at Cal State Fullerton | | L | | 1-2 |
| 10/29 | OLD DOMINION (UCLA Classic) | | W | | 4-2 |
| 10/31 | RUTGERS (UCLA Classic) | | W | | 2-0 |
| 11/5 | STANFORD (MPSF Trny.) | | W | | 2-1 |
| 11/7 | CAL ST. NORTHBRIDGE (MPSF Trny.) | | W | | 2-0 |
| 11/14 | SAN DIEGO (NCAA Trny.) | | L | | 2-4 (ot) |

1994 (18-5-0, 6-1-0 MPSF)

Head Coach Sigi Schmid

| | | | | | |
|-----|-------------------------------|-------|---|-------|----------|
| 9/3 | Stanford (CSUF Trny.) | | W | | 2-1 (ot) |
| 9/5 | Sacramento State (CSUF Trny.) | | W | | 5-0 |
| 9/9 | WESTMONT | | W | | 1-0 (ot) |

| | | | | | |
|-------|------------------------------|-------|---|-------|----------|
| 9/14 | at Davidson | | W | | 5-1 |
| 9/16 | Furman (@ Davidson) | | W | | 2-1 (ot) |
| 9/23 | SAN FRANCISCO | | W | | 2-1 |
| 9/25 | at UC Irvine | | L | | 3-4 |
| 9/30 | St. John's (Rutgers Trny.) | | W | | 2-1 |
| 10/2 | at Rutgers (Rutgers Trny.) | | W | | 1-0 |
| 10/7 | at UNLV | | W | | 3-0 |
| 10/9 | at New Mexico | | W | | 1-0 |
| 10/14 | UC SANTA BARBARA | | W | | 2-1 (ot) |
| 10/16 | CAL STATE NORTHBRIDGE | | W | | 7-0 |
| 10/21 | CAL STATE FULLERTON | | W | | 2-1 |
| 10/23 | SAN DIEGO STATE | | W | | 4-0 |
| 10/28 | NOTRE DAME (UCLA Classic) | | W | | 4-0 |
| 10/30 | INDIANA (UCLA Classic) | | L | | 0-2 |
| 11/6 | FRESNO STATE | | L | | 0-1 |
| 11/13 | at Fresno State (MPSF Trny.) | | L | | 0-1 |
| 11/20 | UAB (NCAA Trny.) | | W | | 3-2 (ot) |
| 11/27 | at SMU (NCAA Trny.) | | W | | 4-2 |
| 12/4 | CHARLESTON (NCAA Trny.) | | W | | 3-2 |
| 12/9 | Indiana (NCAA Trny.) | | L | | 1-4 |

1995 (18-3-1, 7-0-0 MPSF)

Head Coach Sigi Schmid

| | | | | | |
|-------|---------------------------------|-------|---|-------|----------|
| 9/2 | Vermont (CSUF Trny.) | | W | | 3-0 |
| 9/4 | Penn State (CSUF Trny.) | | W | | 4-1 |
| 9/8 | North Carolina St. (Duke Trny.) | | W | | 1-0 (ot) |
| 9/10 | at Duke (Duke Trny.) | | L | | 3-4 (ot) |
| 9/16 | at San Francisco | | W | | 1-0 |
| 9/22 | LOYOLA MARYMOUNT | | W | | 3-0 |
| 9/24 | OREGON STATE | | W | | 2-0 |
| 9/29 | UC IRVINE | | W | | 6-0 |
| 10/1 | ST. MARY'S | | W | | 4-0 |
| 10/6 | UNLV | | W | | 7-1 |
| 10/8 | NEW MEXICO | | W | | 5-0 |
| 10/13 | at UC Santa Barbara | | W | | 2-0 |
| 10/15 | at Cal State Northridge | | W | | 2-0 |
| 10/20 | at Cal State Fullerton | | W | | 4-0 |
| 10/22 | at San Diego State | | W | | 3-0 |
| 10/27 | BROWN (UCLA Classic) | | L | | 0-1 |
| 10/29 | WASHINGTON (UCLA Classic) | | T | | 1-1 (ot) |
| 11/5 | CALIFORNIA | | W | | 4-2 |
| 11/10 | WASHINGTON (MPSF Trny.) | | W | | 3-0 |
| 11/12 | FRESNO STATE (MPSF Trny.) | | W | | 1-0 |
| 11/19 | CAL POLY SLO (NCAA Trny.) | | W | | 2-1 |
| 11/26 | SANTA CLARA (NCAA Trny.) | | L | | 1-2 |

1996 (16-4-0, 5-0-0 MPSF)

Head Coach Sigi Schmid

| | | | | | |
|-------|-------------------------------------|-------|---|-------|----------|
| 9/1 | at Loyola Marymount | | W | | 3-0 |
| 9/7 | at Indiana (Indiana Trny.) | | W | | 1-0 (ot) |
| 9/8 | SMU (Indiana Trny.) | | W | | 1-0 |
| 9/15 | at Fresno State | | L | | 1-3 |
| 9/19 | CALIFORNIA | | L | | 1-2 (ot) |
| 9/22 | SAN FRANCISCO | | W | | 1-0 |
| 9/27 | Portland (Husky Classic) | | W | | 2-1 (ot) |
| 9/29 | at Washington (Husky Classic) | | L | | 1-3 |
| 10/4 | at UC Santa Barbara | | W | | 1-0 |
| 10/6 | SAN DIEGO STATE | | W | | 6-0 |
| 10/11 | CAL STATE LOS ANGELES | | W | | 2-1 |
| 10/13 | CAL STATE NORTHBRIDGE | | W | | 2-0 |
| 10/17 | UC IRVINE | | W | | 2-1 |
| 10/20 | CAL STATE FULLERTON | | W | | 2-0 |
| 10/25 | OREGON STATE (UCLA Classic) | | W | | 2-0 |
| 10/27 | SAINT LOUIS (UCLA Classic) | | W | | 3-2 |
| 11/2 | at Cal Poly San Luis Obispo | | W | | 2-1 |
| 11/10 | SACRAMENTO STATE | | W | | 9-0 |
| 11/17 | at California (MPSF Trny.) | | W | | 4-0 |
| 11/24 | at Cal State Fullerton (NCAA Trny.) | | L | | 1-2 |

1997 (22-2-0, 4-1-0 MPSF) NCAA Champs

Head Coach Sigi Schmid

| | | | | | |
|-------|------------------------------------|-------|---|-------|-----|
| 8/29 | Santa Clara (CSUF Trny.) | | W | | 2-1 |
| 8/31 | Vanderbilt (CSUF Trny.) | | W | | 3-0 |
| 9/7 | LOYOLA MARYMOUNT | | W | | 3-1 |
| 9/12 | UAB (Saint Louis Trny.) | | L | | 0-2 |
| 9/14 | at Saint Louis (Saint Louis Trny.) | | W | | 2-0 |
| 9/19 | at San Francisco | | W | | 3-1 |
| 9/21 | at Sacramento State | | W | | 6-1 |
| 9/28 | FRESNO STATE | | W | | 2-0 |
| 10/3 | CAL POLY SAN LUIS OBISPO | | W | | 3-0 |
| 10/5 | SAN JOSE STATE | | W | | 3-0 |
| 10/9 | SAN DIEGO | | W | | 3-0 |
| 10/12 | at Cal State Northridge | | W | | 4-0 |
| 10/17 | at CS Fullerton | | L | | 1-3 |
| 10/19 | at UC Irvine | | W | | 4-0 |
| 10/26 | CAL STATE LOS ANGELES | | W | | 5-0 |
| 10/31 | UMASS (UCLA Classic) | | W | | 3-1 |
| 11/2 | DUKE (UCLA Classic) | | W | | 4-2 |
| 11/9 | UC SANTA BARBARA | | W | | 6-1 |
| 11/16 | STANFORD (MPSF Trny.) | | W | | 1-0 |

| | | | | | |
|-------|--------------------------|-------|---|-------|-----------|
| 11/23 | SANTA CLARA (NCAA Trny.) | | W | | 3-0 |
| 12/1 | WASHINGTON (NCAA Trny.) | | W | | 1-0 |
| 12/6 | CLEMSON (NCAA Trny.) | | W | | 2-1 |
| 12/12 | Indiana (NCAA Trny.) | | W | | 1-0 (2ot) |
| 12/14 | Virginia (NCAA Trny.) | | W | | 2-0 |

1998 (17-4-0, 7-2-0 MPSF)

Head Coach Sigi Schmid

| | | | | | |
|-------|-----------------------------|-------|---|-------|----------|
| 9/1 | CAL STATE DOMINGUEZ HILLS | | W | | 7-0 |
| 9/6 | at South Carolina | | L | | 1-2 |
| 9/9 | at Davidson | | W | | 3-0 |
| 9/13 | FRESNO STATE | | W | | 3-0 |
| 9/17 | GONZAGA | | W | | 1-0 |
| 9/20 | SAN FRANCISCO | | W | | 6-0 |
| 9/25 | at San Diego | | W | | 2-0 |
| 10/4 | LOYOLA MARYMOUNT | | W | | 2-1 (ot) |
| 10/9 | STANFORD | | W | | 1-0 |
| 10/11 | CALIFORNIA | | W | | 5-0 |
| 10/16 | at UC Irvine | | W | | 2-1 |
| 10/18 | at Cal State Fullerton | | L | | 1-2 |
| 10/24 | at Sacramento State | | W | | 3-0 |
| 10/30 | ST. MARY'S (UCLA Classic) | | W | | 2-0 |
| 11/1 | INDIANA (UCLA Classic) | | W | | 2-1 |
| 11/6 | at UC Santa Barbara | | W | | 3-2 |
| 11/8 | at Cal Poly San Luis Obispo | | W | | 2-0 |
| 11/13 | WASHINGTON | | L | | 0-2 |
| 11/15 | OREGON STATE | | W | | 1-0 |
| 11/22 | FRESNO STATE (NCAA Trny.) | | W | | 2-1 |
| 11/29 | CREIGHTON (NCAA Trny.) | | L | | 0-2 |

1999 (19-3-0, 7-0-0 MPSF)

Head Coach Todd Saldaña

| | | | | | |
|-------|-----------------------------|-------|---|-------|-----------|
| 9/3 | Denver (CSUF Trny.) | | W | | 6-0 |
| 9/5 | Syracuse (CSUF Trny.) | | W | | 2-1 |
| 9/10 | at FIU (FIU Trny.) | | L | | 0-1 (2ot) |
| 9/12 | Butler (FIU Trny.) | | W | | 4-3 (2ot) |
| 9/17 | at San Francisco | | W | | 3-1 |
| 9/19 | at San Jose State | | W | | 1-0 |
| 9/26 | OREGON STATE | | W | | 3-0 |
| 9/29 | at Loyola Marymount | | W | | 2-1 (2ot) |
| 10/8 | at Cal State Northridge | | W | | 2-1 (ot) |
| 10/10 | UC SANTA BARBARA | | W | | 3-1 |
| 10/15 | at UNLV | | W | | 6-1 |
| 10/17 | at New Mexico | | W | | 2-1 |
| 10/22 | UC IRVINE | | W | | 1-0 |
| 10/24 | SAN DIEGO STATE | | W | | 2-0 |
| 10/29 | AIR FORCE (UCLA Classic) | | W | | 1-0 |
| 10/31 | VIRGINIA (UCLA Classic) | | W | | 2-0 |
| 11/7 | CAL STATE FULLERTON | | W | | 2-1 (ot) |
| 11/10 | at Washington (MPSF Trny.) | | L | | 1-2 |
| 11/21 | SAN DIEGO (NCAA Trny.) | | W | | 4-1 |
| 11/28 | at Saint Louis (NCAA Trny.) | | W | | 2-0 |
| 12/4 | at Virginia (NCAA Trny.) | | W | | 2-0 |
| 12/10 | Indiana (NCAA Trny.) | | L | | 2-3 (4ot) |

2000 (12-7-0, 3-5-0 Pac-10)

Head Coach Todd Saldaña

| | | | | | |
|-----|----------------------------|-------|---|-------|-----|
| 9/1 | Butler (Indiana Trny.) | | W | | 5-0 |
| 9/2 | at Indiana (Indiana Trny.) | | W | | 2-1 |
| 9/6 | SAN DIEGO STATE</ | | | | |

All-Time Results

| | | | |
|-------|-----------------------------|---|-----------|
| 10/14 | STANFORD | W | 2-1 |
| 10/19 | at Washington | L | 1-3 |
| 10/21 | at Oregon State | L | 0-1 |
| 10/26 | ST. MARY'S (UCLA Classic) | W | 5-1 |
| 10/28 | SO. CAROLINA (UCLA Classic) | T | 0-0 (2ot) |
| 11/2 | at Stanford | T | 0-0 (2ot) |
| 11/4 | at California | W | 1-0 (ot) |
| 11/9 | OREGON STATE | W | 1-0 |
| 11/11 | WASHINGTON | W | 3-2 |
| 11/23 | Loyola Mrymnt. (NCAA Trny.) | W | 3-2 (2ot) |
| 11/25 | at San Diego (NCAA Trny.) | W | 4-0 |
| 12/1 | at SMU (NCAA Trny.) | L | 0-1 |

2002 (18-3-3, 8-2-0 Pac-10) NCAA Champs

Head Coach Tom Fitzgerald

| | | | |
|-------|-------------------------------|---|-----------|
| 8/30 | Boston (CSUF Classic) | W | 4-1 |
| 9/1 | Florida Int'l. (CSUF Classic) | W | 1-0 (ot) |
| 9/6 | at Cal State Fullerton | W | 3-1 |
| 9/15 | SAN DIEGO | W | 3-1 |
| 9/22 | at Loyola Marymount | L | 0-2 |
| 9/29 | SAN DIEGO STATE | W | 7-0 |
| 10/4 | at Rutgers (Rutgers Trny.) | T | 1-1 (2ot) |
| 10/6 | St. John's (Rutgers Trny.) | T | 0-0 (2ot) |
| 10/13 | FRESNO STATE | W | 2-1 |
| 10/18 | STANFORD | W | 1-0 (ot) |
| 10/20 | CALIFORNIA | W | 2-1 |
| 10/25 | at Oregon State | W | 3-0 |
| 10/27 | at Washington | W | 1-0 |
| 11/1 | WASHINGTON | L | 1-2 (2ot) |
| 11/3 | OREGON STATE | W | 2-0 |
| 11/8 | at California | L | 0-1 (2ot) |
| 11/10 | at Stanford | W | 1-0 |
| 11/14 | SAN FRANCISCO | T | 1-1 (2ot) |
| 11/17 | at Fresno State | W | 3-1 |
| 11/27 | LOYOLA MRYMNT. (NCAA Trny.) | W | 4-2 |
| 11/30 | CALIFORNIA (NCAA Trny.) | W | 3-2 |
| 12/7 | PENN STATE (NCAA Trny.) | W | 7-1 |
| 12/13 | Maryland (NCAA Trny.) | W | 2-1 |
| 12/15 | Stanford (NCAA Trny.) | W | 1-0 |

2003 (20-2-1, 10-0-0 Pac-10)

Head Coach Tom Fitzgerald

| | | | |
|-------|---------------------------------|---|-----------|
| 8/29 | vs. Penn State (CSUF Classic) | W | 5-2 |
| 8/31 | vs. Ohio State (CSUF Classic) | W | 1-0 |
| 9/5 | at Maryland (Maryland Classic) | L | 0-1 |
| 9/7 | vs. Virginia (Maryland Classic) | W | 4-0 |
| 9/14 | CAL STATE FULLERTON | W | 5-0 |
| 9/21 | PORTLAND | W | 2-0 |
| 9/27 | LOYOLA MARYMOUNT | W | 2-0 |
| 10/3 | at Oregon State | W | 2-1 |
| 10/5 | at Washington | W | 1-0 |
| 10/9 | NEW MEXICO | W | 1-0 |
| 10/12 | at Fresno State | W | 5-0 |
| 10/17 | CALIFORNIA | W | 4-2 |
| 10/19 | STANFORD | W | 3-0 |
| 10/24 | at Stanford | W | 2-0 |
| 10/26 | at California | W | 1-0 |
| 10/31 | RUTGERS | W | 2-0 |
| 11/7 | WASHINGTON | W | 1-0 |
| 11/9 | OREGON STATE | W | 5-0 |
| 11/13 | at San Diego | T | 2-2 (2ot) |
| 11/15 | FRESNO STATE | W | 1-0 |
| 11/26 | TULSA (NCAA Trny.) | W | 3-2 |
| 11/30 | FIU (NCAA Trny.) | W | 2-0 |
| 12/6 | INDIANA (NCAA Trny.) | L | 1-2 |

2004 (14-4-2, 6-2-0 Pac-10)

Head Coach Jorge Salcedo

| | | | |
|-------|-----------------------------|---|-----------|
| 9/3 | vs. Oakland (CSUF Classic) | W | 2-1 (2ot) |
| 9/5 | UC RIVERSIDE (CSUF Classic) | W | 1-0 |
| 9/10 | vs. Creighton (UNLV Invite) | L | 2-3 |
| 9/12 | at UNLV (UNLV Invite) (ot) | W | 1-0 |
| 9/16 | CAL STATE NORTHRIDGE | W | 3-1 |
| 9/19 | vs. Loyola Marymount | T | 0-0 (2ot) |
| 9/26 | at Cal State Fullerton | T | 1-1 (2ot) |
| 10/1 | OREGON STATE | W | 3-1 |
| 10/3 | WASHINGTON | L | 0-1 |
| 10/15 | at California | W | 3-0 |
| 10/17 | at Stanford | W | 2-0 |
| 10/22 | STANFORD | W | 2-1 |
| 10/24 | CALIFORNIA | W | 4-3 (ot) |
| 10/30 | at UC Irvine | W | 1-0 |
| 11/5 | at Washington | W | 2-1 |
| 11/7 | at Oregon State | L | 0-1 |
| 11/11 | SAN DIEGO | W | 4-0 |
| 11/13 | UC DAVIS | W | 3-1 |
| 11/23 | LOYOLA MRYMNT. (NCAA Trny.) | W | 3-0 |
| 11/27 | ST. JOHN'S (NCAA Trny.) | L | 1-2 |

UCLA's Year-By-Year Record

| Year | Coach | Record/Final Rank | NCAA Finish | Year | Coach | Record/Final Rank | NCAA Finish |
|---------|-------------------|-------------------|-------------|-------------|----------------|-------------------|---------------|
| 1937 | Dan Stevenson | 4-5-1 | — | 1983 | Sigi Schmid | 17-2-3/13th | 1st Rd. |
| 1938 | Dan Stevenson | 3-4-1 | — | 1984 | Sigi Schmid | 19-3-2/5th | Semifinals |
| 1939 | Dan Stevenson | 1-6-3 | — | 1985 | Sigi Schmid | 20-1-4/2nd | Champions |
| 1940-47 | No competition | — | — | 1986 | Sigi Schmid | 16-1-5/2nd | 2nd Rd. |
| 1948 | Don Drury | 2-3-0 | — | 1987 | Sigi Schmid | 14-7-1/9th | Quarterfinals |
| 1949 | Ed (Jock) Stewart | 13-1-0 | — | 1988 | Sigi Schmid | 13-5-4/14th | 2nd Rd. |
| 1950 | Ed (Jock) Stewart | 10-2-0 | — | 1989 | Sigi Schmid | 18-4-1/10th | Quarterfinals |
| 1951 | Ed (Jock) Stewart | 4-2-2 | — | 1990 | Sigi Schmid | 19-1-4/2nd | Champions |
| 1952 | Ed (Jock) Stewart | 1-2-0 | — | 1991 | Sigi Schmid | 18-4-0/3rd | Quarterfinals |
| 1953 | Ed (Jock) Stewart | 9-5-0 | — | 1992 | Sigi Schmid | 13-3-3/5th | Quarterfinals |
| 1954 | Ed (Jock) Stewart | 7-1-0 | — | 1993 | Sigi Schmid | 18-5-0/2nd | 1st Rd. |
| 1955 | Ed (Jock) Stewart | 5-3-0 | — | 1994 | Sigi Schmid | 18-3-0/7th | Semifinals |
| 1956 | Ed (Jock) Stewart | 7-2-1 | — | 1995 | Sigi Schmid | 18-1-1/2nd | 2nd Rd. |
| 1957 | Ed (Jock) Stewart | 7-3-0 | — | 1996 | Sigi Schmid | 16-4-0/15th | 1st Rd. |
| 1958 | Ed (Jock) Stewart | 13-0-0 | — | 1997 | Sigi Schmid | 22-2-1/1st | Champions |
| 1959 | Ed (Jock) Stewart | 7-0-1 | — | 1998 | Sigi Schmid | 17-4-0/9th | 2nd Rd. |
| 1960 | Ed (Jock) Stewart | 10-0-0 | — | 1999 | Todd Saldaña | 19-3-0/3rd | Semifinals |
| 1961 | Ed (Jock) Stewart | 12-0-1 | — | 2000 | Todd Saldaña | 12-7-0/24th | 1st Rd. |
| 1962 | Ed (Jock) Stewart | 15-2-1 | — | 2001 | Todd Saldaña | 12-7-4/15th | 3rd Rd. |
| 1963 | Ed (Jock) Stewart | 18-0-1 | — | 2002 | Tom Fitzgerald | 18-3-3/1st | Champions |
| 1964 | Ed (Jock) Stewart | 18-1-1 | — | 2003 | Tom Fitzgerald | 20-2-1/5th | Quarterfinals |
| 1965 | Ed (Jock) Stewart | 21-2-2 | — | 2004 | Jorge Salcedo | 14-4-2/15th | 3rd Rd. |
| 1966 | Ed (Jock) Stewart | 17-3-2 | — | 2005 | Jorge Salcedo | 12-5-3/19th | 2nd Rd. |
| 1967 | Dennis Storer | 12-1-1 | None | 2006 | Jorge Salcedo | 14-6-4/2nd | Runner-up |
| 1968 | Dennis Storer | 11-2-2 | 1st Rd. | 2007 | Jorge Salcedo | 9-9-3 | 2nd Rd. |
| 1969 | Dennis Storer | 14-1-0 | None | 2008 | Jorge Salcedo | 10-5-6 | 1st Rd. |
| 1970 | Dennis Storer | 16-1-0 | Runner-up | 2009 | Jorge Salcedo | 12-4-4/5th | Quarterfinals |
| 1971 | Dennis Storer | 18-2-0/6th | 2nd Rd. | 2010 | Jorge Salcedo | 16-5-1/7th | Quarterfinals |
| 1972 | Dennis Storer | 13-2-3 | Runner-up | 2011 | Jorge Salcedo | 18-4-2/3rd | Semifinals |
| 1973 | Dennis Storer | 19-1-4/6th | Runner-up | 2012 | Jorge Salcedo | 13-3-3/13th | 2nd Rd. |
| 1974 | Terry Fisher | 15-3-4/11th | Semifinals | 2013 | Jorge Salcedo | 12-3-5/8th | 3rd Rd. |
| 1975 | Steve Gay | 11-6-3 | 1st Rd. | 2014 | Jorge Salcedo | 14-5-5/2nd | Runner-up |
| 1976 | Steve Gay | 13-5-1 | 1st Rd. | 2015 | Jorge Salcedo | 11-9-1 | 2nd Rd. |
| 1977 | Steve Gay | 19-5-2/16th | 2nd Rd. | 2016 | Jorge Salcedo | 10-8-2 | 2nd Rd. |
| 1978 | Steve Gay | 14-8-1 | None | 2017 | Jorge Salcedo | 7-10-1 | — |
| 1979 | Steve Gay | 15-10-3 | None | 2018 | Jorge Salcedo | 10-9-0 | 1st Rd. |
| 1980 | Sigi Schmid | 18-2-2/9th | 1st Rd. | 2019 | Ryan Jordan | 6-9-3 | — |
| 1981 | Sigi Schmid | 12-5-3 | None | 20/21 | Ryan Jordan | 3-7-2 | — |
| 1982 | Sigi Schmid | 16-4-0 | None | 2021 (Fall) | Ryan Jordan | 11-7-1 | 2nd Rd. |
| | | | | 2022 | Ryan Jordan | 12-7-1 | 3rd Rd. |

Records of Bruin Head Coaches

| Coach | No. of Seasons | Years | Record | Win. Pct. | NCAA Appearances |
|--------------------|----------------|------------|--------------|-----------|------------------|
| Dan Stevenson* | 3 | 1937-39 | 8-15-5 | .375 | — |
| Don Drury* | 1 | 1948 | 2-3-0 | .400 | — |
| Ed (Jock) Stewart* | 18 | 1949-66 | 194-29-12 | .851 | — |
| Dennis Storer | 7 | 1967-73 | 103-10-10 | .878 | 5 |
| Terry Fisher | 1 | 1974 | 15-3-4 | .773 | 1 |
| Steve Gay | 5 | 1975-79 | 72-34-10 | .664 | 3 |
| Sigi Schmid | 19 | 1980-98 | 322-63-33 | .810 | 17 |
| Todd Saldaña | 3 | 1999-2001 | 43-17-4 | .703 | 3 |
| Tom Fitzgerald | 2 | 2002-03 | 38-5-4 | .851 | 2 |
| Jorge Salcedo | 15 | 2004-18 | 182-89-42 | .649 | 14 |
| Ryan Jordan | 4 | 2019-pres. | 32-30-7 | .515 | 2 |
| Overall Totals | 77 | 1937-2022 | 1011-298-131 | .748 | 47 |
| NCAA Totals | 55 | 1967-2022 | 807-251-114 | .737 | 47 |

2006 (14-6-4, 4-3-3 Pac-10)

Head Coach Jorge Salcedo

| | | | |
|-------|-----------------------------------|---|-----------|
| 8/26 | CAL STATE NORTHRIDGE | T | 1-1 (2ot) |
| 9/1 | at Maryland | L | 1-4 |
| 9/3 | at Virginia | L | 0-1 |
| 9/8 | at New Mexico (New Mexico Trny.) | W | 2-0 |
| 9/10 | vs. Oakland (New Mexico Trny.) | W | 4-1 |
| 9/15 | SANTA CLARA | W | 2-1 |
| 9/17 | SAN FRANCISCO | W | 2-0 |
| 9/22 | at California | L | 1-3 |
| 9/24 | at Stanford | T | 1-1 (2ot) |
| 9/29 | WASHINGTON | W | 2-1 (2ot) |
| 10/1 | OREGON STATE | W | 2-1 |
| 10/5 | at UC Santa Barbara | W | 3-1 |
| 10/8 | at San Diego State | W | 2-1 |
| 10/20 | at Oregon State | W | 3-0 |
| 10/22 | at Washington | L | 0-2 |
| 10/27 | STANFORD | T | 1-1 (2ot) |
| 10/29 | CALIFORNIA | L | 1-4 |
| 11/3 | SAN DIEGO STATE | T | 1-1 (2ot) |
| 11/5 | SAN DIEGO | W | 3-1 |
| 11/15 | HARVARD (NCAA Trny.) | W | 3-0 |
| 11/18 | CLEMSON (NCAA Trny.) | W | 3-0 |
| 11/26 | at Duke (NCAA Trny.) | W | 3-2 (ot) |
| 12/2 | vs. Virginia (NCAA Trny.) | W | 4-0 |
| 12/3 | vs. UC Santa Barbara (NCAA Trny.) | L | 1-2 |

2005 (12-5-3, 7-1-2 Pac-10)

Head Coach Jorge Salcedo

| | | | |
|-------|-------------------------------------|---|-----------|
| 9/2 | vs. Santa Clara | L | 2-3 |
| 9/4 | MARYLAND | W | 4-0 |
| 9/11 | at Loyola Marymount | W | 4-0 |
| 9/16 | at Penn State (Penn State Classic) | W | 1-0 |
| 9/18 | vs. Ohio State (Penn State Classic) | L | 1-2 |
| 9/25 | UNLV | W | 3-0 |
| 9/30 | CALIFORNIA | W | 2-0 |
| 10/2 | STANFORD | W | 2-0 |
| 10/7 | at Washington | W | 1-0 |
| 10/9 | at Oregon State | L | 0-1 |
| 10/14 | at Cal State Northridge | T | 0-0 (2ot) |
| 10/16 | SAN DIEGO STATE | T | 0-0 (2ot) |
| 10/20 | UC SANTA BARBARA | W | 1-0 |
| 10/28 | OREGON STATE | W | 1-0 |
| 10/30 | WASHINGTON | W | 1-0 |
| 11/4 | at Stanford | W | 1-0 (ot) |
| 11/6 | at California | T | 1-1 (2ot) |
| 11/10 | at San Diego | L | 2-4 |
| 11/13 | at San Diego State | W | 1-0 (2ot) |
| 11/22 | SMU (NCAA Trny.) | L | 0-3 |

All-Time Results

2007 (9-9-3, 4-4-2 Pac-10)

Head Coach Jorge Salcedo

| | | | | | | |
|-------|-------|--------------------------------|-------|---|-------|-----------|
| 8/31 | | vs. Notre Dame (Indiana Trny.) | | L | | 1-2 (ot) |
| 9/2 | | at Indiana (Indiana Trny.) | | L | | 0-1 |
| 9/8 | | at Creighton | | T | | 0-0 (2ot) |
| 9/14 | | OHIO STATE | | W | | 3-1 |
| 9/16 | | PENN STATE | | W | | 4-1 |
| 9/20 | | at San Francisco | | W | | 1-0 |
| 9/22 | | at Santa Clara | | L | | 1-2 (ot) |
| 9/29 | | at Cal State Northridge | | L | | 0-3 |
| 10/2 | | SAN DIEGO | | W | | 1-0 |
| 10/6 | | at San Diego State | | L | | 0-1 |
| 10/12 | | STANFORD | | T | | 0-0 (2ot) |
| 10/14 | | CALIFORNIA | | W | | 1-0 |
| 10/19 | | at Oregon State | | W | | 4-1 |
| 10/21 | | at Washington | | W | | 3-2 |
| 10/26 | | OREGON STATE | | W | | 2-1 |
| 10/28 | | WASHINGTON | | L | | 0-1 |
| 11/2 | | at Stanford | | L | | 1-2 |
| 11/4 | | at California | | L | | 1-3 |
| 11/14 | | SAN DIEGO STATE | | T | | 1-1 (2ot) |
| 11/24 | | NEW MEXICO (NCAA Trny.) | | W | | 1-0 |
| 11/28 | | at Santa Clara (NCAA Trny.) | | L | | 1-2 |

2008 (10-5-6, 7-1-2 Pac-10)

Head Coach Jorge Salcedo

| | | | | | | |
|-------|-------|--|-------|---|-------|-----------|
| 8/29 | | MARYLAND | | L | | 1-2 (ot) |
| 8/31 | | UC RIVERSIDE | | W | | 3-0 |
| 9/5 | | at Wake Forest (Wake Forest Trny.) | | L | | 0-3 |
| 9/7 | | vs. North Carolina (Wake Forest Trny.) | | T | | 1-1 (2ot) |
| 9/12 | | INDIANA | | L | | 0-3 |
| 9/20 | | SANTA CLARA | | W | | 2-0 |
| 9/25 | | at San Diego | | T | | 1-1 (2ot) |
| 9/28 | | CAL STATE NORTHRIDGE | | T | | 2-2 (2ot) |
| 10/1 | | UC SANTA BARBARA | | T | | 2-2 (2ot) |
| 10/5 | | SAN DIEGO STATE | | T | | 3-3 (2ot) |
| 10/10 | | at California | | W | | 3-2 (ot) |
| 10/12 | | at Stanford | | L | | 1-2 |
| 10/17 | | WASHINGTON | | W | | 2-0 |
| 10/19 | | OREGON STATE | | W | | 3-0 |
| 10/24 | | at Washington | | W | | 2-0 |
| 10/26 | | at Oregon State | | W | | 1-0 |
| 10/31 | | CALIFORNIA | | T | | 0-0 (2ot) |
| 11/2 | | STANFORD | | W | | 2-0 |
| 11/8 | | CAL POLY | | W | | 2-1 |
| 11/15 | | at San Diego State | | W | | 6-1 |
| 11/21 | | CAL POLY (NCAA Trny.) | | L | | 0-1 |

2009 (12-4-4, 5-1-4 Pac-10)

Head Coach Jorge Salcedo

| | | | | | | |
|-------|-------|-------------------------------|-------|---|-------|-----------|
| 9/4 | | at Maryland | | W | | 2-0 |
| 9/6 | | at Georgetown | | L | | 0-2 |
| 9/10 | | UC DAVIS | | W | | 4-0 |
| 9/17 | | CAL STATE FULLERTON | | W | | 2-1 |
| 9/25 | | at San Diego | | W | | 2-1 |
| 9/27 | | UNLV | | W | | 3-0 |
| 10/2 | | at Oregon State | | W | | 3-1 |
| 10/4 | | at Washington | | T | | 1-1 (2ot) |
| 10/11 | | at San Diego State | | T | | 2-2 (2ot) |
| 10/16 | | CALIFORNIA | | W | | 1-0 |
| 10/18 | | STANFORD | | W | | 2-0 |
| 10/23 | | at California | | W | | 1-0 |
| 10/25 | | at Stanford | | L | | 0-2 |
| 10/31 | | at Creighton | | L | | 0-1 |
| 11/6 | | OREGON STATE | | T | | 1-1 (2ot) |
| 11/8 | | WASHINGTON | | W | | 2-1 |
| 11/14 | | SAN DIEGO STATE | | T | | 1-1 (2ot) |
| 11/22 | | SACRAMENTO ST. (NCAA Trny.) | | W | | 2-1 |
| 11/29 | | UC SANTA BARBARA (NCAA Trny.) | | W | | 2-3 |
| 12/5 | | at Wake Forest (NCAA Trny.) | | L | | 0-2 |

2010 (16-5-1, 8-2-0 Pac-10)

Head Coach Jorge Salcedo

| | | | | | | |
|-------|-------|-----------------------------|-------|---|-------|-----------|
| 9/3 | | vs. Notre Dame | | W | | 1-0 |
| 9/5 | | at Indiana | | L | | 1-5 |
| 9/9 | | UC RIVERSIDE | | W | | 2-1 (ot) |
| 9/12 | | DAVIDSON | | W | | 2-0 |
| 9/17 | | at Cal Poly | | T | | 0-0 (2ot) |
| 9/19 | | SAN DIEGO | | W | | 3-2 (ot) |
| 9/24 | | at UC Santa Barbara | | L | | 0-2 |
| 9/26 | | at Cal State Fullerton | | W | | 3-2 |
| 10/1 | | WASHINGTON | | W | | 1-0 |
| 10/3 | | OREGON STATE | | W | | 4-1 |
| 10/9 | | SAN DIEGO STATE | | W | | 1-0 |
| 10/15 | | at Stanford | | L | | 1-2 |
| 10/17 | | at California | | W | | 1-0 (2ot) |
| 10/22 | | STANFORD | | W | | 1-0 |
| 10/24 | | CALIFORNIA | | L | | 0-1 (ot) |
| 10/27 | | at Cal State Northridge | | W | | 2-1 |
| 11/5 | | at Washington | | W | | 1-0 |
| 11/7 | | at Oregon State | | W | | 3-0 |
| 11/13 | | at San Diego State | | W | | 3-1 |
| 11/21 | | SACRAMENTO ST. (NCAA Trny.) | | W | | 4-1 |
| 11/28 | | DARTMOUTH (NCAA Trny.) | | W | | 2-1 (2ot) |
| 12/4 | | at Louisville (NCAA Trny.) | | L | | 4-5 |

2011 (18-4-2, 10-0-0 Pac-12)

Head Coach Jorge Salcedo

| | | | | | | |
|-------|-------|---------------------------------|-------|---|-------|---------------|
| 8/27 | | at Louisville | | L | | 0-2 |
| 9/2 | | at Santa Clara | | T | | 2-2 (2ot) |
| 9/4 | | at UC Davis | | L | | 1-2 (ot) |
| 9/9 | | SAINT MARY'S | | W | | 2-1 |
| 9/11 | | LOYOLA MARYMOUNT | | W | | 2-1 |
| 9/16 | | UC SANTA BARBARA | | W | | 3-2 |
| 9/18 | | at San Diego | | W | | 1-0 (ot) |
| 9/23 | | SEATTLE UNIVERSITY | | W | | 2-1 |
| 9/25 | | SMU | | L | | 1-2 |
| 9/30 | | CALIFORNIA | | W | | 1-0 (ot) |
| 10/2 | | STANFORD | | W | | 2-0 |
| 10/7 | | at Washington | | W | | 4-1 |
| 10/9 | | at Oregon State | | W | | 2-1 |
| 10/16 | | SAN DIEGO STATE | | W | | 2-0 |
| 10/22 | | CAL STATE NORTHRIDGE | | L | | 2-3 |
| 10/28 | | WASHINGTON | | W | | 1-0 |
| 10/30 | | OREGON STATE | | W | | 1-0 (2ot) |
| 11/4 | | at California | | W | | 2-0 |
| 11/6 | | at Stanford | | W | | 3-0 |
| 11/12 | | at San Diego State | | W | | 2-0 |
| 11/20 | | DELAWARE (NCAA Trny.) | | W | | 1-0 |
| 11/27 | | RUTGERS (NCAA Trny.) | | W | | 3-0 |
| 12/3 | | at Louisville (NCAA Trny.) | | W | | 1-0 (2ot) |
| 12/9 | | vs. North Carolina (NCAA Trny.) | | T | | 2-2 (1-3 PKs) |

2012 (13-3-3, 8-1-1 Pac-12)

Head Coach Jorge Salcedo

| | | | | | | |
|-------|-------|------------------------|-------|---|-------|-----------|
| 8/24 | | NEW MEXICO | | L | | 2-3 |
| 8/31 | | at Maryland | | T | | 2-2 (2ot) |
| 9/2 | | at Virginia | | W | | 1-0 (ot) |
| 9/7 | | TULSA | | W | | 1-0 |
| 9/9 | | UC IRVINE | | W | | 2-1 |
| 9/16 | | at Loyola Marymount | | W | | 1-0 |
| 9/21 | | at UC Santa Barbara | | T | | 1-1 (2ot) |
| 9/23 | | at Cal Poly | | W | | 1-0 |
| 9/28 | | at Stanford | | W | | 3-1 |
| 9/30 | | at California | | W | | 3-1 |
| 10/5 | | OREGON STATE | | W | | 1-0 |
| 10/8 | | WASHINGTON | | L | | 1-2 |
| 10/12 | | at San Diego State | | W | | 4-3 |
| 10/26 | | at Oregon State | | W | | 2-1 |
| 10/29 | | at Washington | | W | | 1-0 |
| 11/1 | | STANFORD | | W | | 2-1 (2ot) |
| 11/4 | | CALIFORNIA | | T | | 1-1 (2ot) |
| 11/9 | | SAN DIEGO STATE | | W | | 2-1 |
| 11/18 | | SAN DIEGO (NCAA Trny.) | | L | | 2-5 |

2013 (12-3-5, 6-1-3 Pac-12)

Head Coach Jorge Salcedo

| | | | | | | |
|-------|-------|--------------------------|-------|---|-------|---------------|
| 8/30 | | vs. Notre Dame | | T | | 0-0 (2ot) |
| 9/1 | | at Indiana | | W | | 1-0 (ot) |
| 9/5 | | CAL POLY | | L | | 0-3 |
| 9/13 | | UC SANTA BARBARA | | W | | 1-0 |
| 9/15 | | SAN DIEGO | | W | | 3-2 (ot) |
| 9/19 | | at Irvine | | L | | 1-3 |
| 9/22 | | at Cal State Northridge | | W | | 4-2 |
| 9/26 | | UC RIVERSIDE | | W | | 3-0 |
| 10/5 | | SAN DIEGO STATE | | W | | 2-1 |
| 10/10 | | STANFORD | | W | | 1-0 |
| 10/13 | | CALIFORNIA | | L | | 2-3 (ot) |
| 10/18 | | at Oregon State | | T | | 1-1 (2ot) |
| 10/21 | | at Washington | | T | | 2-2 (2ot) |
| 10/25 | | OREGON STATE | | T | | 1-1 (2ot) |
| 10/27 | | WASHINGTON | | W | | 2-1 |
| 11/1 | | at Stanford | | W | | 2-1 |
| 11/3 | | at California | | W | | 2-1 |
| 11/16 | | at San Diego State | | W | | 3-0 |
| 11/24 | | ELON (NCAA Trny.) | | W | | 4-0 |
| 12/1 | | CONNECTICUT (NCAA Trny.) | | T | | 3-3 (4-5 PKs) |

2014 (14-5-5, 6-2-2 Pac-12)

Head Coach Jorge Salcedo

| | | | | | | |
|-------|-------|-----------------------------|-------|---|-------|---------------|
| 8/29 | | at Wake Forest | | W | | 3-1 |
| 8/31 | | at North Carolina | | W | | 1-0 |
| 9/5 | | vs. American | | L | | 1-2 (ot) |
| 9/7 | | at New Mexico | | W | | 2-1 |
| 9/12 | | SANTA CLARA | | T | | 0-0 (2ot) |
| 9/14 | | CAL POLY | | T | | 0-0 (2ot) |
| 9/20 | | at UC Santa Barbara | | W | | 1-0 |
| 9/26 | | at San Diego | | L | | 0-1 |
| 9/28 | | CSUN | | W | | 3-0 |
| 10/4 | | at San Diego State | | W | | 1-0 |
| 10/10 | | at California | | L | | 2-3 (ot) |
| 10/12 | | at Stanford | | T | | 1-1 (2ot) |
| 10/16 | | WASHINGTON | | W | | 2-1 |
| 10/19 | | OREGON STATE | | W | | 3-0 |
| 10/23 | | at Washington | | W | | 2-1 |
| 10/26 | | at Oregon State | | W | | 2-1 |
| 10/30 | | STANFORD | | T | | 2-2 (2ot) |
| 11/2 | | CALIFORNIA | | L | | 0-1 |
| 11/16 | | SAN DIEGO STATE | | W | | 2-1 |
| 11/23 | | SAN DIEGO (NCAA Trny.) | | W | | 2-1 (ot) |
| 11/30 | | CALIFORNIA (NCAA Trny.) | | W | | 3-2 |
| 12/6 | | NORTH CAROLINA (NCAA Trny.) | | T | | 3-3 (7-6 PKs) |
| 12/12 | | Providence (NCAA Trny.) | | W | | 3-2 (2ot) |
| 12/14 | | Virginia (NCAA Trny.) | | L | | 0-0 (2-4 PKs) |

2015 (11-9-1, 5-4-1 Pac-12)

Head Coach Jorge Salcedo

| | | | | | | |
|-------|-------|-------------------------|-------|---|-------|-----------|
| 8/29 | | NEW MEXICO | | W | | 1-0 |
| 9/4 | | at Maryland | | L | | 1-2 (ot) |
| 9/7 | | at Georgetown | | L | | 1-3 |
| 9/13 | | UC RIVERSIDE | | L | | 1-2 (ot) |
| 9/18 | | CAL POLY | | W | | 4-1 |
| 9/21 | | UC SANTA BARBARA | | L | | 2-4 |
| 9/25 | | VCU | | W | | 2-1 |
| 9/27 | | UC IRVINE | | W | | 4-3 (ot) |
| 10/2 | | at Oregon State | | L | | 0-1 (2ot) |
| 10/4 | | at Washington | | W | | 3-2 (2ot) |
| 10/12 | | SAN DIEGO STATE | | W | | 4-0 |
| 10/16 | | STANFORD | | L | | 1-2 |
| 10/19 | | CALIFORNIA | | W | | 6-0 |
| 10/23 | | at Stanford | | T | | 2-2 |
| 10/25 | | at California | | L | | 3-4 |
| 11/1 | | at Akron | | W | | 4-2 |
| 11/6 | | OREGON STATE | | W | | 4-1 |
| 11/8 | | WASHINGTON | | W | | 2-1 |
| 11/14 | | at San Diego State | | L | | 0-1 (2ot) |
| 11/19 | | CAL POLY (NCAA Trny.) | | W | | 2-0 |
| 11/22 | | at Seattle (NCAA Trny.) | | L | | 0-1 |

All-Time Results

2016 (10-8-2, 4-5-1 Pac-12)

Head Coach Jorge Salcedo

| | | | |
|-------|---------------------------------------|--------|----------|
| 8/26 | MARYLAND..... | T..... | 1-1 |
| 8/29 | CAL ST. FULLERTON..... | W..... | 1-0 (ot) |
| 9/2 | DUKE..... | L..... | 0-1 |
| 9/5 | AKRON..... | W..... | 6-1 |
| 9/12 | CSUN..... | W..... | 4-0 |
| 9/17 | at UC Santa Barbara..... | W..... | 2-1 (ot) |
| 9/23 | at Cal Poly..... | L..... | 0-1 |
| 9/29 | WASHINGTON..... | L..... | 0-4 |
| 10/2 | OREGON STATE..... | W..... | 2-0 |
| 10/8 | at San Diego State..... | W..... | 1-0 |
| 10/13 | at California..... | W..... | 4-3 |
| 10/16 | at Stanford..... | L..... | 0-3 |
| 10/20 | CALIFORNIA..... | L..... | 1-2 |
| 10/23 | STANFORD..... | L..... | 2-3 |
| 10/29 | COASTAL CAROLINA..... | W..... | 3-1 |
| 11/3 | at Washington..... | L..... | 0-1 |
| 11/6 | at Oregon State..... | W..... | 4-3 |
| 11/10 | SAN DIEGO STATE..... | T..... | 0-0 |
| 11/17 | COLGATE (NCAA Trny.)..... | W..... | 4-2 |
| 11/20 | at Louisville (NCAA Trny.)..... | L..... | 1-2 (ot) |

2017 (7-10-1, 4-6-0 Pac-12)

Head Coach Jorge Salcedo

| | | | |
|-------|-------------------------------|--------|----------|
| 8/26 | at San Francisco..... | W..... | 5-3 |
| 9/1 | at Maryland..... | L..... | 2-3 (ot) |
| 9/4 | at Georgetown..... | L..... | 0-1 |
| 9/11 | UNLV..... | W..... | 1-0 |
| 9/19 | at Clemson..... | L..... | 0-3 |
| 9/24 | CSUN..... | W..... | 2-1 |
| 9/28 | CALIFORNIA..... | L..... | 0-2 |
| 10/1 | STANFORD..... | L..... | 0-1 |
| 10/5 | at Oregon State..... | W..... | 1-0 |
| 10/8 | at Washington..... | W..... | 1-0 (ot) |
| 10/15 | SAN DIEGO STATE..... | W..... | 2-1 (ot) |
| 10/18 | at New Mexico..... | T..... | 1-1 |
| 10/22 | at San Diego..... | L..... | 1-3 |
| 10/26 | OREGON STATE..... | W..... | 5-0 |
| 10/29 | WASHINGTON..... | L..... | 0-1 |
| 11/2 | at Stanford..... | L..... | 1-5 |
| 11/5 | at California..... | L..... | 2-3 |
| 11/11 | at San Diego State..... | L..... | 0-4 |

2018 (10-9-0, 5-5-0 Pac-12)

Head Coach Jorge Salcedo

| | | | |
|-------|-------------------------------------|--------|----------|
| 8/24 | at Coastal Carolina..... | W..... | 4-0 |
| 8/28 | SAN DIEGO..... | W..... | 2-0 |
| 9/2 | SAN FRANCISCO..... | L..... | 0-1 |
| 9/8 | at Maryland..... | W..... | 1-0 |
| 9/12 | OMAHA..... | W..... | 2-1 |
| 9/16 | CSUN..... | L..... | 1-2 |
| 9/22 | at UC Santa Barbara..... | L..... | 1-3 |
| 9/27 | at California*..... | W..... | 2-1 |
| 9/30 | at Stanford*..... | L..... | 0-3 |
| 10/4 | WASHINGTON*..... | W..... | 1-0 |
| 10/7 | OREGON STATE*..... | W..... | 1-0 |
| 10/13 | at San Diego State*..... | W..... | 2-1 (ot) |
| 10/20 | LOYOLA MARYMOUNT..... | W..... | 4-1 |
| 10/25 | at Washington*..... | L..... | 0-2 |
| 10/28 | at Oregon State*..... | L..... | 3-4 (ot) |
| 11/1 | CALIFORNIA*..... | W..... | 1-0 |
| 11/4 | STANFORD*..... | L..... | 0-1 |
| 11/8 | SAN DIEGO STATE*..... | L..... | 0-1 |
| 11/15 | at Portland (NCAA Trny.)..... | L..... | 0-1 |

2019 (6-9-3, 2-6-2 Pac-12)

Head Coach Ryan Jorden

| | | | |
|-------|---|--------|----------|
| 8/30 | vs. Northwestern (@ Indiana)..... | W..... | 1-0 (ot) |
| 9/1 | at No. 2 Indiana..... | L..... | 1-2 (ot) |
| 9/6 | NO. 1 MARYLAND..... | W..... | 3-2 |
| 9/9 | NO. 6 GEORGETOWN..... | L..... | 1-5 |
| 9/15 | at CSUN..... | W..... | 4-2 |
| 9/19 | at Oregon State..... | L..... | 0-2 |
| 9/22 | at No. 12 Washington..... | L..... | 0-5 |
| 9/26 | UC IRVINE..... | T..... | 1-1 (ot) |
| 10/1 | UC RIVERSIDE..... | W..... | 3-1 |
| 10/6 | SAN DIEGO STATE..... | W..... | 5-2 |
| 10/10 | NO. 7 STANFORD..... | L..... | 0-1 |
| 10/13 | CALIFORNIA..... | T..... | 3-3 (ot) |
| 10/17 | NO. 13 SAN DIEGO..... | L..... | 1-4 |
| 10/24 | NO. 1 WASHINGTON..... | L..... | 0-1 |
| 10/27 | OREGON STATE..... | L..... | 2-3 |
| 10/31 | at California..... | T..... | 3-3 (ot) |
| 11/3 | at No. 5 Stanford..... | L..... | 0-1 |
| 11/16 | at San Diego State..... | W..... | 1-0 |

2020-21 (3-7-2, 2-6-2 Pac-12)

Head Coach Ryan Jorden

| | | | |
|---------|------------------------------------|--------|----------|
| 2/8/21 | SAN FRANCISCO..... | W..... | 3-0 |
| 2/12/21 | at No. 15 LMU..... | L..... | 0-1 |
| 2/20/21 | SAN DIEGO STATE*..... | T..... | 1-1 (ot) |
| 2/27/21 | at No. 13 Oregon State*..... | L..... | 1-2 |
| 3/6/21 | at No. 3 Stanford*..... | L..... | 0-4 |
| 3/14/21 | NO. 7 WASHINGTON*..... | L..... | 0-2 |
| 3/20/21 | at California*..... | L..... | 0-2 |
| 3/24/21 | at San Diego State*..... | T..... | 2-2 (ot) |
| 3/28/21 | NO. 7 STANFORD..... | L..... | 0-3 |
| 4/3/21 | NO. 9 OREGON STATE..... | W..... | 2-1 |
| 4/8/21 | at No. 7 Washington..... | L..... | 1-5 |
| 4/17/21 | CALIFORNIA..... | W..... | 4-3 (ot) |

2021 (11-7-1, 5-4-1 Pac-12)

Head Coach Ryan Jorden

| | | | |
|----------|--|--------|-----------|
| 8/26/21 | LIPSCOMB..... | L..... | 1-2 |
| 8/29/21 | SAN FRANCISCO..... | W..... | 2-1 (ot) |
| 9/3/21 | at UC Irvine..... | W..... | 1-0 |
| 9/6/21 | CSUN..... | W..... | 4-0 |
| 9/10/21 | PORTLAND..... | L..... | 0-1 |
| 9/16/21 | NO. 14 STANFORD*..... | W..... | 2-0 |
| 9/19/21 | CALIFORNIA*..... | W..... | 2-1 |
| 9/25/21 | UC RIVERSIDE..... | W..... | 2-1 |
| 9/30 | at Oregon State*..... | L..... | 3-4 |
| 10/3 | at No. 2 Washington*..... | L..... | 1-2 |
| 10/8/21 | SAN DIEGO STATE*..... | W..... | 1-0 (ot) |
| 10/14/21 | NO. 14 LOYOLA MARYMOUNT..... | W..... | 2-1 |
| 10/21/21 | at California*..... | L..... | 1-2 |
| 10/24/21 | at Stanford*..... | T..... | 1-1 |
| 11/4/21 | NO. 3 WASHINGTON*..... | L..... | 0-3 |
| 11/8/21 | NO. 1 OREGON STATE*..... | W..... | 3-2 |
| 11/12/21 | at San Diego State*..... | W..... | 4-1 |
| 11/18/21 | UC Santa Barbara (NCAA Trny.)..... | W..... | 2-1 (2ot) |
| 11/21/21 | at No. 7 Duke (NCAA Trny.)..... | L..... | 1-2 |

2022 (12-7-1, 4-4-1 Pac-12)

Head Coach Ryan Jorden

| | | | |
|-------|---|--------|----------|
| 8/25 | UC IRVINE..... | W..... | 1-0 |
| 8/28 | VIRGINIA TECH..... | W..... | 1-0 |
| 9/2 | LIBERTY..... | W..... | 5-2 |
| 9/5 | NO. 24 GRAND CANYON..... | L..... | 2-3 |
| 9/10 | at Portland..... | L..... | 0-2 |
| 9/15 | at No. 2 Stanford*..... | T..... | 0-0 |
| 9/18 | at California*..... | W..... | 2-1 |
| 9/24 | CAL STATE FULLERTON..... | W..... | 1-0 |
| 9/29 | OREGON STATE*..... | L..... | 0-1 |
| 10/2 | NO. 2 WASHINGTON*..... | L..... | 0-1 |
| 10/7 | SAN DIEGO STATE*..... | W..... | 2-0 |
| 10/14 | at Loyola Marymount..... | W..... | 2-0 |
| 10/20 | CALIFORNIA*..... | W..... | 1-0 |
| 10/23 | NO. 5 STANFORD*..... | L..... | 0-1 |
| 10/29 | at Rutgers..... | W..... | 1-0 |
| 11/3 | at No. 1 Washington*..... | L..... | 2-3 |
| 11/6 | at No. 16 Oregon State*..... | | CANCELED |
| 11/11 | at San Diego State*..... | W..... | 2-1 |
| 11/17 | CAL BAPTIST (NCAA Trny.)..... | W..... | 2-1 |
| 11/20 | at No. 12 Clemson (NCAA Trny.)..... | W..... | 2-1 |
| 11/26 | at No. 7 Vermont (NCAA Trny.)..... | L..... | 0-3 |

UCLA Record vs. Opponents

| Opponent..... | W-L-T | Last Result..... | Streak |
|---------------------------|--------------|---------------------------|---------|
| Adelphi | 1-0-0..... | W 5-0 (A), 1982..... | W1 |
| Akron | 5-0-0..... | W 6-0 (H), 2016..... | W5 |
| Air Force | 4-0-0..... | W 1-0 (H), 1999..... | W4 |
| American | 3-1-0..... | L 2-1, ot (N), 2014..... | L1 |
| Army..... | 1-0-0..... | W 3-0 (H), 1991..... | W1 |
| Azusa Pacific..... | 1-0-0..... | W 5-0, 1979..... | W1 |
| Biola College..... | 14-0-0..... | W 5-0 (H), 1984..... | W14 |
| Boston College..... | 0-1-0..... | L 1-2 (N), 1981..... | L1 |
| Boston U..... | 2-2-0..... | W 4-1 (N), 2002..... | W2 |
| Brown..... | 0-1-0..... | L 0-1 (H), 1995..... | L1 |
| Butler..... | 2-0-0..... | W 5-0 (N), 2000..... | W2 |
| BYU..... | 1-0-1..... | W 3-0 (N), 1983..... | W1 / U2 |
| California..... | 49-20-8..... | W 1-0 (H), 2022..... | W2 |
| California Baptist..... | 1-0-0..... | W 2-1 (H), 2022..... | W1 |
| Cal Poly Pomona..... | 3-0-0..... | W 1-0 (H), 1984..... | W3 |
| Cal Poly..... | 12-3-4..... | L 0-1 (A), 2016..... | L1 |
| CS Dominguez Hills..... | 8-0-0..... | W 7-0 (H), 1998..... | W8 |
| CS Long Beach..... | 8-0-0..... | W 6-0 (H), 1984..... | W8 |
| CS Los Angeles..... | 11-0-0..... | W 5-0 (H), 1997..... | W11 |
| CS Fullerton..... | 31-7-3..... | W 1-0 (H), 2022..... | W4 / U8 |
| CS San Bernardino..... | 1-0-0..... | W 5-0 (H), 1992..... | W1 |
| CSUN..... | 19-3-3..... | W 4-0 (H), F2021..... | W2 |
| Cal Tech..... | 1-0-0..... | W 7-0, 1967..... | W1 |
| Cerritos College..... | 1-0-0..... | W 8-1, 1971..... | W1 |
| Chapman College..... | 1-0-1..... | W 2-0 (H), 1993..... | W1 / U2 |
| Claremont College..... | 1-0-0..... | W 10-1, 1969..... | W1 |
| Coastal Carolina..... | 2-0-0..... | W 4-0 (A), 2018..... | W2 |
| Colgate..... | 1-0-0..... | W 4-2, 2016..... | W1 |
| Coll. of Charleston..... | 1-0-0..... | W 3-2 (H), 1994..... | W1 |
| Corinthians..... | 1-0-0..... | W 4-0, 1967..... | W1 |
| Chico State..... | 2-1-0..... | L 0-2, 1976..... | L1 |
| Clemson..... | 6-2-0..... | W 2-1 (A), 2022..... | W1 |
| Cleveland St..... | 1-1-0..... | W 3-1 (N), 1989..... | W1 |
| Colorado College..... | 1-0-0..... | W 3-0, 1979..... | W1 |
| Connecticut..... | 1-2-2..... | T 3-3, 2ot (H), 2013..... | T1 / U2 |
| Cornell..... | 1-0-0..... | W 1-0, 1972..... | W1 |
| Creighton..... | 1-3-1..... | L 0-1 (A), 2009..... | L1 |
| Dartmouth..... | 1-0-0..... | W 2-1, 2ot (H), 2010..... | W1 |
| Davidson..... | 3-1-0..... | W 2-0 (H), 2010..... | W3 |
| Delaware..... | 1-0-0..... | W 1-0 (H), 2011..... | W1 |
| Denver..... | 2-0-0..... | W 6-0 (N), 1999..... | W2 |
| Duke..... | 4-4-0..... | L 1-2 (A), F2021..... | L2 |
| Elon..... | 1-0-0..... | W 4-0 (H), 2013..... | W1 |
| Evansville..... | 2-1-1..... | L 1-3 (N), 1988..... | L1 |
| FIU..... | 3-1-1..... | W 2-0 (H), 2003..... | W1 |
| Fresno Pacific..... | 2-0-0..... | W 12-0, 1968..... | W2 |
| Fresno State..... | 17-8-3..... | W 1-0 (H), 2003..... | W7 |
| Furman..... | 1-0-0..... | W 2-1, ot (N), 1994..... | W1 |
| George Mason..... | 1-0-0..... | W 2-1 (A), 1987..... | W1 |
| Georgetown..... | 0-4-0..... | L 1-5 (H), 2019..... | L4 |
| Gonzaga..... | 1-0-0..... | W 1-0 (H), 1998..... | W1 |
| Grand Canyon..... | 0-1-0..... | L 2-3 (H), 2022..... | L1 |
| Hartford..... | 1-0-0..... | W 2-1 (A), 1991..... | W1 |
| Hartwick..... | 0-2-0..... | L 1-2, 1979..... | L2 |
| Harvard..... | 2-0-0..... | W 3-0 (H), 2006..... | W2 |
| Howard..... | 1-1-0..... | L 0-2 (N), 1989..... | L1 |
| Indiana..... | 8-11-0..... | L 1-2, 2ot (A), 2019..... | L1 |
| Liberty..... | 1-0-0..... | W 5-2 (H), 2022..... | W1 |
| Lipscomb..... | 0-1-0..... | L 1-2 (H), F2021..... | L1 |
| Los Angeles Baptist..... | 1-0-0..... | W 2-0, 1979..... | W1 |
| Louisville..... | 1-3-0..... | L 1-2, ot (A), 2016..... | L1 |
| Loyola Marymount..... | 28-3-1..... | W 2-0 (A), 2022..... | W2 |
| Maccabi..... | 1-0-0..... | W 3-2, 1973..... | W1 |
| Marquette..... | 1-0-0..... | W 3-0 (A), 1983..... | W1 |
| Maryland..... | 5-6-2..... | W 3-2 (H), 2019..... | W2 |
| Massachusetts, U. of..... | 1-0-0..... | W 3-1 (H), 1997..... | W1 |
| Univ. of Mexico..... | 2-0-0..... | W 3-1, 1972..... | W2 |
| Navy..... | 1-0-0..... | W 2-0 (H), 1988..... | W1 |
| New Mexico..... | 11-2-2..... | T 1-1, 2ot (A), 2017..... | T1 / U3 |
| Northwestern..... | 1-0-0..... | W 1-0, ot (N), 2019..... | W1 |

| Opponent..... | W-L-T | Last Result..... | Streak |
|-------------------------|---------------|----------------------------|-----------|
| North Carolina..... | 3-0-3..... | T 3-3, 2ot (H), 2014..... | T1 / U6 |
| North Carolina St..... | 2-0-0..... | W 1-0 ot (N), 1995..... | W2 |
| UNC-Charlotte..... | 1-0-0..... | W 4-0 (A), 1984..... | W1 |
| North Texas State..... | 0-1-0..... | L 1-2, 1978..... | L1 |
| Notre Dame..... | 4-1-1..... | T 0-0 (N), 2013..... | T1 / U2 |
| Oakland..... | 2-0-0..... | W 4-1 (N), 2006..... | W2 |
| Occidental College..... | 2-0-0..... | W 5-0, 1971..... | W2 |
| Ohio State..... | 2-1-0..... | W 3-1 (H), 2007..... | W1 |
| Old Dominion..... | 3-1-0..... | W 4-2 (H), 1993..... | W3 |
| Omaha..... | 1-0-0..... | W 2-1 (H), 2018..... | W1 |
| Oregon State..... | 36-11-3..... | L 0-1 (H), 2022..... | L1 |
| Penn State..... | 5-0-0..... | W 4-1 (H), 2007..... | W5 |
| Pepperdine..... | 2-0-0..... | W 13-1, 1973..... | W2 |
| Pomona College..... | 2-0-0..... | W 1-0, 1975..... | W2 |
| Pomona Pitzer..... | 1-0-0..... | W 4-0, 1977..... | W1 |
| Portland..... | 8-4-1..... | L 0-2 (A), 2022..... | L3 |
| Princeton..... | 1-0-0..... | W 2-1, ot (N), 1990..... | W1 |
| Providence..... | 1-0-0..... | W 3-2, ot (N), 2014..... | W1 |
| Rhode Island..... | 1-0-0..... | W 4-2 (A), 1981..... | W1 |
| Rutgers..... | 7-1-1..... | W 1-0 (A), 2022..... | W3 / U7 |
| Sacramento State..... | 6-0-0..... | W 4-1 (H), 2010..... | W6 |
| St. John's..... | 1-1-1..... | L 1-2 (H), 2004..... | L1 |
| Saint Louis..... | 4-7-0..... | W 2-0 (A), 1999..... | W3 |
| Saint Mary's..... | 8-0-0..... | W 2-1 (H), 2011..... | W8 |
| San Diego, U of..... | 24-9-4..... | L 1-4 (H), 2019..... | L1 |
| San Diego State..... | 48-7-15..... | W 2-1 (A), 2022..... | W4 / U8 |
| San Francisco..... | 26-19-5..... | W 2-1, ot (H), F2021..... | W2 |
| San Jose State..... | 16-4-4..... | W 1-0 (A), 1999..... | W4 / U8 |
| Santa Clara..... | 16-9-6..... | T 0-0, 2ot (H), 2014..... | T2 / U3 |
| Seattle Pacific..... | 2-0-0..... | W 3-0, 1973..... | W2 |
| Seattle University..... | 1-1-0..... | L 0-1 (A), 2015..... | L1 |
| Simon Fraser..... | 2-1-1..... | L 1-5 (H), 1980..... | L1 |
| SIU-Edwardsville..... | 0-2-0..... | L 0-2, 1979..... | L2 |
| SM Soccer Club..... | 1-0-0..... | W 3-1, 1971..... | W1 |
| So. Cal College..... | 3-0-0..... | W 7-0 (H), 1990..... | W3 |
| SMU..... | 5-5-1..... | L 1-2 (H), 2011..... | L3 |
| South Carolina..... | 0-2-2..... | T 0-0, 2ot (H), 2001..... | T1 |
| South Florida..... | 1-0-0..... | W 3-2, ot (N), 1984..... | W1 |
| Stanford..... | 45-18-12..... | L 0-1 (H), 2022..... | L1 |
| Syracuse..... | 2-0-0..... | W 2-1 (N), 1999..... | W2 |
| Tampa..... | 1-0-0..... | W 4-2 (N), 1985..... | W1 |
| Texas Christian..... | 1-0-0..... | W 5-2, 1978..... | W1 |
| Tulsa..... | 3-0-0..... | W 1-0 (H), 2012..... | W3 |
| UAB..... | 1-1-0..... | L 0-2 (N), 1997..... | L1 |
| UC Davis..... | 14-1-0..... | L 1-2, ot (A), 2011..... | L1 |
| UC Irvine..... | 18-3-1..... | W 1-0 (H), 2022..... | W2 / U4 |
| UC Riverside..... | 16-1-0..... | W 2-1 (H), F2021..... | W2 |
| UC Santa Barbara..... | 36-6-3..... | W 2-1, 2ot (H), F2021..... | W1 |
| UC Santa Cruz..... | 2-0-0..... | W 2-0, 1979..... | W2 |
| UC San Diego..... | 7-0-0..... | W 1-0 (H), 1989..... | W7 |
| University Club..... | 1-0-0..... | W 5-3, 1970..... | W1 |
| UNLV..... | 21-2-2..... | W 1-0 (H), 2017..... | W11 / U16 |
| USC..... | 13-3-0..... | W 4-1 (H), 1980..... | W2 |
| U.S. International..... | 5-1-1..... | W 2-1, ot (H), 1986..... | W1 |
| Vanderbilt..... | 1-0-0..... | W 3-0 (N), 1997..... | W1 |
| Vermont..... | 2-1-1..... | L 0-3 (A), 2022..... | L1 |
| Virginia..... | 7-3-1..... | L 0-0, 2ot (N), 2014..... | L1 |
| Virginia Tech..... | 1-0-0..... | W 1-0 (H), 2022..... | W1 |
| VCU..... | 1-0-0..... | W 2-1 (H), 2015..... | W1 |
| Wake Forest..... | 2-2-0..... | W 3-1 (A), 2014..... | W1 |
| Washington..... | 30-24-4..... | L 2-3 (A), 2022..... | L9 |
| Washington State..... | 1-0-0..... | W 5-0, 1974..... | W1 |
| Westmont..... | 15-2-4..... | W 1-0, ot (H), 1994..... | W7 / U11 |
| Whittier College..... | 1-0-0..... | W 1-0, 1979..... | W1 |
| William & Mary..... | 0-0-1..... | T 0-0 (N), 1992..... | T1 |
| Wisc. Green Bay..... | 2-0-1..... | W 3-0 (H), 1989..... | W1 / U3 |
| Wisconsin..... | 0-0-1..... | T 1-1 (N), 1983..... | T1 |
| Woodbury College..... | 1-0-0..... | W 9-0, 1969..... | W1 |
| Yale..... | 0-1-0..... | L 1-4 (A), 1987..... | L1 |
| Yugoslav Americans..... | 1-0-0..... | W 4-2, 1971..... | W1 |

UCLA's National Team Connection



Jonathan Bornstein

With such national soccer stars as Cobi Jones, Brad Friedel, Paul Caligiuri, Frankie Hejduk and Carlos Bocanegra having once donned a UCLA uniform, it has become obvious that UCLA Soccer breeds national and international caliber players. Past and current UCLA players have made over 2,400 appearances for various U.S. National Teams.

UCLA's influence on U.S. World Cup teams is most notable. In all, 15 Bruins have participated in the World Cup since 1990. Three of those players — Friedel, Jones and Joe-Max Moore — have participated in three World Cups apiece, and Jones set a U.S. record for career World Cup appearances with 11, a record that has since been broken by Landon Donovan.

UCLA had a nation's-best three players named to the 2010 U.S. World Cup Team - two-time World Cupper and team captain Bocanegra and first-timers Jonathan Bornstein and Benny Feilhaber. The U.S. squad made history by becoming the first U.S. team to ever win their group in a World Cup.

In 2006, the Bruins once again led all colleges with four selections - three-time team member Frankie Hejduk, two-time team member Eddie Lewis and World Cup rookies Carlos Bocanegra and Jimmy Conrad. An injury took Hejduk out of the World Cup a day after being selected to the team, but the other three Bruins played and even started alongside each other in the United States' final game.

A collegiate-best five former UCLA players were on the historic 2002 World Cup team - Friedel, Hejduk, Jones, Lewis and Moore. All five played major roles in the United States' best World Cup showing in 72 years, as the U.S. advanced all the way to the quarterfinals and won an elimination game for the first time in World Cup history. Friedel emerged as one of the top goalkeepers in the world, shutting out Mexico in the second round and twice earning Man of the Match honors in the first round of play. In his first World Cup start, Lewis contributed an assist in the win over Mexico. Friedel, Jones, Moore and Hejduk also started for the U.S. team at the 1998 World Cup.

Five former Bruins captured the country's attention as part of the 1994 U.S. World Cup team which advanced to the second round for the first time in World Cup history. Caligiuri started in all four games for the U.S., and Jones appeared in four with one start. Other former Bruins on the team were Friedel, Moore, Mike Lapper and assistant coach Sigi Schmid. In the first round of the 1994 World Cup, the U.S. team tied Switzerland 1-1 then upset Colombia 2-1 at the Rose Bowl in what was then the biggest win in U.S. soccer history.

In 1989, Caligiuri, who made over 100 international appearances for Team USA, became one of the United States' most famous players after scoring the historic goal in the CONCACAF qualifying round. His 35-yard dipping volley gave the U.S. a 1-0 victory over Trinidad & Tobago and placed the U.S. in the 1990 World Cup for the first time since 1950. At the 1990 World Cup, he started all three of the U.S. team's games and scored the country's first World Cup goal in 40 years. Three other Bruins played in the 1990 World Cup — Chris Henderson, Paul Krumpke and David Vanole.

UCLA soccer players have made their mark in the Olympic Games as well. Three Bruins - Feilhaber, Patrick Ianni and Marvell Wynne - were on the 2008 U.S. team, while a fourth - Hejduk - was an alternate. Four Bruins - Friedel, Hejduk, Pete Vagenas and Sasha Victorine were key contributors on the U.S. team that finished a best-ever fourth at the 2000 Games in Sydney. In 1996, former Bruins Hejduk and Chris Snitko competed for the United States in Atlanta, and the

1992 Olympic team included six former Bruins — Friedel, Henderson, Jones, Lapper, Moore and Zak Ibsen — on its roster, the most from any collegiate institution. Other UCLA Olympians include Caligiuri, Krumpke and Vanole (1988) and Jeff Hooker (1984).

Several Bruins were instrumental to the United States' gold medal win at the 1991 Pan American Games. Friedel tended goal for the U.S., while Moore nailed the game-winning goal in overtime in the gold-medal match against Mexico. Jones scored one goal and an assist against Canada. A Bruin-dominated U.S. team won a bronze medal at the 1999 Pan Am Games. Team captain Vagenas was the team's leading scorer with two goals, including the game-winner against Cuba. Bocanegra and Victorine also contributed a goal apiece in the tournament. Also on the team were Steve Shak, Ryan Futagaki and Nelson Akwari.

A number of U.S. National Team players began their National Team participation after coming to Westwood, including World Cup players Conrad, Lewis, Hejduk, Jones, Moore, Lapper, Krumpke and Vanole.

In 2005, the U.S. Under-20 National Team, coached by Schmid and featuring Bruins Chad Barrett, Feilhaber, Ianni and Wynne in the starting lineup, made history at the World Youth Championships by becoming the first U.S. team and only the 12th team ever to record three consecutive shutouts at the WYC. The Under-20s advanced even further in 2007, making it all the way to the quarterfinals after posting wins over Poland, Brazil and Uruguay. Bruins Sal Zizzo and Tony Beltran started in all five games for the U.S., and goalkeeper Brian Perk earned an overtime victory in the round of 16 against Uruguay.

Also in 2007, three other Bruin players participated in the Pan American Games - U.S. captain Greg Folk and three-game starters Michael Stephens and Chance Myers.

UCLA World Cup Players

| | | |
|------|-------|-----------------------|
| 2014 | | Nick Rimando |
| 2010 | | Carlos Bocanegra |
| | | Jonathan Bornstein |
| | | Benny Feilhaber |
| 2006 | | Carlos Bocanegra |
| | | Jimmy Conrad |
| | | Eddie Lewis |
| | | Frankie Hejduk (inj.) |
| 2002 | | Brad Friedel |
| | | Frankie Hejduk |
| | | Cobi Jones |
| | | Eddie Lewis |
| | | Joe-Max Moore |
| 1998 | | Brad Friedel |
| | | Frankie Hejduk |
| | | Cobi Jones |
| | | Joe-Max Moore |
| 1994 | | Paul Caligiuri |
| | | Brad Friedel |
| | | Cobi Jones |
| | | Mike Lapper |
| | | Joe-Max Moore |
| 1990 | | Paul Caligiuri |
| | | Chris Henderson |
| | | Paul Krumpke |
| | | David Vanole |

UCLA Olympians

| | | |
|------|-------|-----------------------|
| 2008 | | Benny Feilhaber |
| | | Patrick Ianni |
| | | Marvell Wynne |
| | | Frankie Hejduk (alt.) |
| 2000 | | Brad Friedel |
| | | Frankie Hejduk |
| | | Pete Vagenas |
| | | Sasha Victorine |
| 1996 | | Frankie Hejduk |
| | | Chris Snitko |
| 1992 | | Brad Friedel |
| | | Chris Henderson |
| | | Zak Ibsen |
| | | Cobi Jones |
| | | Mike Lapper |
| | | Joe-Max Moore |
| 1988 | | Paul Caligiuri |
| | | Paul Krumpke |
| | | David Vanole |
| 1984 | | Jeff Hooker |
| 1980 | | Ole Mikkelsen |
| 1976 | | Peter Fredricksen |



UCLA's 1994 World Cup Influence (l-r, standing): Paul Caligiuri, Brad Friedel, coach Sigi Schmid, and Mike Lapper. (l-r, front row): Chris Henderson, Cobi Jones and Joe-Max Moore. Schmid served as an assistant coach on the staff.


UCLA's All-Time National Team Roster

| Name, Position | International "Caps" | | | | | Tot | Name, Position | International "Caps" | | | | | Tot |
|------------------------|----------------------|-----|------|------|---------|-----|------------------------|----------------------|-----|------|------|---------|-------|
| | "A" | "B" | U-23 | U-20 | U-18/17 | | | "A" | "B" | U-23 | U-20 | U-18/17 | |
| Nelson Akwari, d | - | - | 5 | 16 | 42 | 63 | Jason Leopoldo, mf | - | - | - | - | 3 | 3 |
| Frankie Amaya, mf | - | - | - | 4 | - | 4 | *Eddie Lewis, mf | 81 | - | - | - | - | 81 |
| Michael Amick, d | - | - | - | - | 6 | 6 | Lucas Martin, f | 2 | - | - | 14 | - | 16 |
| Eder Arreola, mf/f | - | - | - | 2 | 6 | 8 | Kiel McClung, d | - | - | - | 10 | - | 10 |
| Chad Barrett, f | - | - | 3 | 18 | 4 | 25 | Cliff McKinley, f | - | - | - | - | 2 | 2 |
| *Dan Beaney, d | - | 9 | - | - | - | 9 | *Ole Mikkelsen, f | - | 5 | - | - | - | 5 |
| Tony Beltran, d/mf | 3 | - | 2 | 17 | 7 | 29 | *Joe-Max Moore, mf | 100 | 8 | 15 | - | - | 123 |
| *Eric Biefeld, d | 2 | - | - | - | - | 2 | Chance Myers, d | - | - | - | 4 | 3 | 7 |
| Steve Black, mf | - | - | - | 14 | - | 14 | Kyle Nakazawa, mf | - | - | - | - | 21 | 21 |
| Carlos Bocanegra, d | 110 | - | 7 | 23 | 3 | 143 | Amobi Okugo, d | - | - | 4 | 15 | 9 | 28 |
| *Jonathan Bornstein, d | 38 | - | - | - | - | 38 | Brandon Owens, d | - | - | - | 3 | 33 | 36 |
| Andy Burke, d | - | - | - | 3 | - | 3 | Peter Pelle, mf | - | - | - | 5 | - | 5 |
| Paul Caligiuri, mf/d | 114 | 9 | - | 13 | - | 136 | *Tibor Pelle, mf | - | - | - | 1 | - | 1 |
| Reggie Cannon, d | 28 | - | - | - | - | 28 | Brian Perk, gk | - | - | - | 16 | 17 | 33 |
| Victor Chavez, f | - | - | - | - | 8 | 8 | *Tom Polti, f | - | - | - | 11 | - | 11 |
| *Jimmy Conrad, d | 28 | - | - | - | - | 28 | Evan Raynr, f | - | - | - | - | 2 | 2 |
| DJ Countess, gk | - | - | 12 | 14 | 44 | 70 | *Antè Razov, f | 25 | - | 5 | 2 | - | 32 |
| Earl Edwards Jr., gk | - | - | - | - | 31 | 31 | Eric Reed, gk | - | - | - | - | 1 | 1 |
| Mike Enfield, mf | - | - | - | 1 | 14 | 15 | *Matt Reis, gk | 2 | - | - | - | - | 2 |
| Dale Ervine, mf | 5 | 4 | - | 13 | - | 22 | Nick Rimando, gk | 22 | - | - | 14 | 21 | 57 |
| *Benny Feilhaber, mf | 44 | - | 4 | 13 | - | 61 | Michael Roman, mf | - | - | - | - | 2 | 2 |
| *Ray Fernandez, mf | - | 1 | - | 5 | - | 6 | Kelyn Rowe, mf | 4 | - | - | 6 | 1 | 11 |
| Greg Folk, mf/d | - | - | - | - | 13 | 13 | Jorge Salcedo, d | 3 | 3 | - | 10 | 19 | 35 |
| *Brad Friedel, gk | 82 | - | 23 | - | - | 105 | Justin Selander, mf | - | - | - | - | 2 | 2 |
| Ryan Futagaki, mf | - | - | 5 | 16 | - | 21 | *Steve Shak, d | - | - | 9 | - | - | 9 |
| Tim Gallegos, mf/f | - | - | - | - | 12 | 12 | *Tom Silvas, f | 2 | - | - | - | - | 2 |
| Justin Garces, gk | - | - | - | - | 38 | 38 | Nathan Smith, d | - | - | - | - | 23 | 23 |
| Chase Gasper, d | - | - | - | 9 | 12 | 21 | *Chris Snitko, gk | - | - | 5 | - | - | 5 |
| *Sam George, mf | - | 7 | - | - | - | 7 | Michael Stephens, mf | - | - | 1 | 7 | 10 | 18 |
| Trini Gomez, mf | - | - | - | - | 11 | 11 | McKinley Tennyson, f | - | - | - | 6 | 2 | 8 |
| Adolfo Gregorio, mf | - | - | 2 | 1 | 23 | 26 | *Billy Thompson, f | 3 | 10 | - | - | - | 13 |
| *Tim Harris, gk | 1 | 11 | - | - | - | 12 | *Scot Thompson, d | - | - | 2 | - | - | 2 |
| *Kevin Hartman, gk | 5 | - | - | - | - | 5 | Javan Torre, d | - | - | - | 13 | 2 | 15 |
| Jordan Harvey, d | - | - | - | 15 | 25 | 40 | Shaun Tsakiris, mf | - | - | - | 10 | 4 | 14 |
| *Frankie Hejduk, d | 84 | - | 30 | - | - | 114 | *Pete Vagenas, mf | 2 | - | 14 | - | - | 16 |
| Chris Henderson, mf | 78 | 5 | 10 | 15 | 1 | 109 | *Greg Vanney, d | 37 | - | - | - | - | 37 |
| Sean Henderson, mf | - | - | - | 5 | - | 5 | *David Vanole, gk | 24 | - | - | - | - | 24 |
| Kamani Hill, f | 2 | - | 6 | 12 | - | 20 | Arturo "AJ" Vasquez, d | - | - | - | - | 38 | 38 |
| Jeff Hooker, f | 13 | 13 | - | 3 | - | 29 | Sasha Victorine, mf | 4 | - | 6 | 16 | - | 26 |
| Matt Hundley, f | - | - | - | - | 3 | 3 | Brad Webster, mf | - | - | - | 3 | - | 3 |
| Patrick Ianni, mf | - | - | 5 | 16 | - | 21 | *Zach Wells, gk | 1 | - | - | - | - | 1 |
| Tayt Ianni, f | 1 | 3 | - | 14 | - | 18 | *Marvell Wynne, d | 5 | - | 8 | 11 | - | 24 |
| *Zak Ibsen, f | 15 | - | - | - | - | 15 | Alex Yi, d | - | - | 6 | 12 | 39 | 57 |
| *Tahj Jakins, d | - | 2 | - | - | - | 2 | Jackson Yueill, mf | 16 | - | 3 | 2 | 10 | 30 |
| *Cobi Jones, f | 164 | 9 | 17 | - | - | 190 | Sal Zizzo, mf | 1 | - | 1 | 15 | 5 | 22 |
| Malcolm Jones, d | - | - | - | - | 10 | 10 | Totals | 1,199 | 101 | 225 | 482 | 503 | 2,513 |
| *Paul Krumpke, d | 36 | 2 | - | - | - | 38 | | | | | | | |
| Robbie LaBelle, f | - | - | - | 4 | - | 4 | | | | | | | |
| *Mike Lapper, d | 44 | - | 24 | - | - | 68 | | | | | | | |
| Martin Lemon, gk | - | - | - | 1 | - | 1 | | | | | | | |

Legend: "A" — The U.S. National Team. "B" — Includes Olympic Developmental Team, World University Games Team and Pan Am Games prior to 1989. Also 2nd U.S. National Team. U-23 — Under-23 team, which also includes appearances in the Olympics and Olympic Developmental Team from 1989 to present. U-20 — Under 20 team. U-18/17 — Under 18 or Under 17 team. *Players who began their National Team participation after signing with UCLA. Players in bold are current UCLA players. This list is current as of 8/26/19



Benny Feilhaber



Frankie Hejduk



Kamani Hill

UCLA in Professional Soccer

Once again proving it is one of the top producers of soccer talent, UCLA has EIGHT former athletes on Major League Soccer (MLS) rosters in 2022, including No. 1 overall draft picks Abu Danladi and Frankie Amaya.

Overall, 80 Bruins have played in MLS in the league's 20-plus years of existence, more than any other school in the nation by far. Every starting UCLA goalkeeper from 1990-2003 played in the league. Some of the most successful MLS players came from UCLA, including 2009 MLS Cup MVP Nick Rimando, 2006 MLS Rookie of the Year Jonathan Bornstein, 2005 Defender of the Year Jimmy Conrad, two-time Defender of the Year and 2000 Rookie of the Year Carlos Bocanegra, 1999 MLS Goalkeeper of the Year Kevin Hartman, and 1997 Goalkeeper of the Year Brad Friedel.

UCLA alumni have won MLS titles in 13 of the last 20 years, with a total of 30 former Bruins winning the MLS Cup all-time – Sal Zizzo with Atlanta United in 2018; Chandler Hoffman, Brian Perk and Brian Rowe with the LA Galaxy in 2014; Chance Myers and Benny Feilhaber with Sporting Kansas City in 2013; Kyle Nakazawa, Brian Perk, Brian Rowe, Michael Stephens with the LA Galaxy in 2012; Sean Alvarado, Chad Barrett, Frankie Hejduk, Perk and Stephens with the LA Galaxy in 2011; Marvell Wynne in 2010 with the Colorado Rapids; Rimando and Tony Beltran in 2009; Hejduk and head coach Sigi Schmid with the Columbus Crew in 2008; Patrick Ianni and Zach Wells with the Houston Dynamo in 2006 and 2007; Mike Enfield, Hartman, Cobi Jones and Pete Vagenas with the Los Angeles Galaxy in 2005; Rimando in 2004 with DC United; Adam Frye, Hartman, Jones, Matt Reis, Vagenas and Sasha Victorine in 2002 with the Schmid-coached Galaxy; Conrad and Zak Ibsen in 2001 with the San Jose Earthquakes; Tahj Jakins in 2000 with the Kansas City Wizards; and Josh Keller and Ante Razov with the Chicago Fire in 1988.

Bruins have also been very prominent in MLS drafts. Four times since 2006, a Bruin has been the No. 1 draft pick – Frankie Amaya in 2019 (Cincinnati), Abu Danladi in 2017 (Minnesota) Chance Myers in 2008 (Kansas City) and Marvell Wynne in 2006 (New York). Other No. 1 picks were Tahj Jakins (1997, Colorado) and Steve Shak (2000, New York/New Jersey). Two Bruins were Top 3 picks in 2008 - No. 1 Myers and No. 3 Tony Beltran (Real Salt Lake). A school record-tying five players were chosen in the 2010 draft, including a record-tying three in the first round. UCLA also had five draft picks in 1996, 2000 and 2004.

Other former MLS Bruins have been successful overseas as well. Four Bruins played in the English Premier League in 2007-08 - Friedel (Blackburn), Bocanegra (Fulham), Lewis (Derby County) and Benny Feilhaber (Derby County). Friedel became the first American player picked for the 2002 English Premier League team of the year when he was voted the top goalkeeper by his peers. Several others played in Europe before returning to the U.S. to play in MLS. Paul Caligiuri, the first American-born player ever to play in the top-flight division in Germany, first played abroad with SV Meppen and also played with St. Pauli in the German Bundesliga. Hejduk also played in the German Bundesliga with Bayer Leverkusen, and Jones (Coventry City), Joe-Max Moore (Everton) and Adolfo Gregorio (Darlington) enjoyed stints in England.

Westwood has also been a German pipeline, with three Bruins recently playing in the German Bundesliga - Feilhaber with Hamburg SV, Kamani Hill with VfL Wolfsburg and Sal Zizzo with Hannover 96.



Bruins Abroad

| | |
|---|--|
| Argentina DJ Countess, Club Atletico Tigre (07) | Seth George, 1860 Munich (99) |
| Australia Mike Enfield, Sydney FC (07-09) | Frankie Hejduk, Bayer Leverkusen (98-02) Kamani Hill, VfL Wolfsburg (07-08) |
| Belgium Alex Yi, Royal Antwerp (02-04) | Mohammed Kamara, SC Paderborn 07 (18-19) Joe-Max Moore, Nurnberg (95-96), FC Saarbruecken (94-95) |
| Brazil Cobi Jones, Vasco de Gama (96) | Matt Taylor, SC Preußen Münster (12-17), SC Paderborn 07 (12), Rot Weiss Ahlen (11), FSV Frankfurt (10.), TuS Koblenz (08-09) |
| Chile DJ Countess, Provincial Osorno (07) | Sal Zizzo, Hannover 96 (07-10) |
| Denmark Benny Feilhaber, AGF Aarhus (08-11) Brad Rusin, HB Koge (11-12) Seyi Adekoya, Vendsyssel FF (18-20.), Thisted FC (20-pres.) | Holland Shea Travis, NEC Nijmegen (00) |
| England Carlos Bocanegra, Fulham (04-08) Benny Feilhaber, Derby County (07-08) Brad Friedel, Tottenham Hotspur (11-15), Aston Villa (08-11), Blackburn (01-08), Liverpool (97-01) Adolfo Gregorio, Darlington FC (04-05) Cobi Jones, Coventry City (94-95) Eddie Lewis, Derby County (2007-08); Leeds United (05-07), Preston North End (02-05), Fulham (00-02) Joe-Max Moore, Everton (99-02) Andy Rose, Coventry City (16) | Italy Alex Yi, Nocerina (02) |
| France Carlos Bocanegra, St. Etienne (10-11), Rennes (08-09) Billy Thompson, Pau (91-94) Greg Vanney, Bastia (02-04) | Mexico Mike Getchell, FC Morelia (88-89) Jorge Salcedo, FC Morelia (95-96) Jonathan Bornstein, Tigres UANL (11-13), Atlante (2014) |
| Germany Paul Caligiuri, St. Pauli (95-96), FC Freiburg (92-94), FC Hansa Rostock (90-91), SV Meppen (87-89), Hamburg SV (87) Benny Feilhaber, Hamburg SV (05-07) | Norway Michael Stephens, Stabæk (14) |
| | Poland Brian Iloski, Legia Warsaw (18) |
| | Portugal Kamani Hill, Vitoria Guimaraes (09-10) Reggie Cannon, Boavista FC (2020-pres.) |
| | Scotland Carlos Bocanegra, Rangers (11-13) |
| | Spain Ante Razov, Racing Ferrol (01) |
| | Sweden DJ Countess, Östers IF (06) Steve Shak, Boden BK (04) McKinley Tennyson, Jr., GIF Sundsvall (02) |
| | Switzerland Frankie Hejduk, FC St. Gallen (02-03) |

UCLA's MLS Draft History

| Yr. | Player | Team | Rd./Overall | |
|------|--------------------|----------------------|-------------|--------|
| 1996 | Billy Thompson# | Columbus | 3rd/21 | |
| | Jorge Salcedo# | Los Angeles | 3rd/24 | |
| | Frankie Hejduk# | Tampa Bay | 7th/67 | |
| | Tayt Ianni# | Tampa Bay | 8th/77 | |
| | John O'Brien# | Los Angeles | 11th/104 | |
| | Paul Caligiuri* | Columbus | 1st/10 | |
| | Zak Ibsen* | New England | 3rd/26 | |
| | Adam Frye | Tampa Bay | 1st/4 | |
| | Chris Snitko | Kansas City | 1st/5 | |
| | Greg Vanney | Los Angeles | 2nd/17 | |
| | Eddie Lewis | San Jose | 3rd/23 | |
| | Ante Razov | Los Angeles | 3rd/27 | |
| | 1997 | Tahj Jakins | Colorado | 1st/1 |
| | | Kevin Hartman | Los Angeles | 3rd/29 |
| 1998 | Sam George* | New England | 3rd/22 | |
| | Josh Keller | Tampa Bay | 1st/7 | |
| | Matt Reis | Los Angeles | 3rd/26 | |
| | Kevin Coye | New England | 3rd/29 | |
| | Nick Theslof | Columbus | 3rd/33 | |
| 1999 | Tayt Ianni* | Colorado | 3rd/35 | |
| | Seth George | Los Angeles | 2nd/13 | |
| | Tom Polti | Colorado | 2nd/20 | |
| 2000 | Adam Frye* | San Jose | 1st/3 | |
| | Steve Shak | NY/NJ | 1st/1 | |
| | Carlos Bocanegra | Chicago | 1st/4 | |
| 2001 | Sasha Victorine | Los Angeles | 1st/11 | |
| | Pete Vagenas | Los Angeles | 2nd/23 | |
| | Nick Rimando | Miami | 3rd/35 | |
| | Ryan Lee | Colorado | 3rd/32 | |
| 2002 | McKinley Tennyson | Columbus | 4th/39 | |
| | Shaun Tsakiris | New England | 5th/54 | |
| | Scot Thompson | Los Angeles | 2nd/16 | |
| 2003 | Jimmy Frazelle | Los Angeles | 5th/50 | |
| | Ryan Futagaki | Chicago | 6th/54 | |
| | Matt Taylor | Kansas City | 1st/4 | |
| | Leonard Griffin | Chicago | 2nd/11 | |
| | Adolfo Gregorio | Colorado | 2nd/15 | |
| 2004 | Zach Wells | NY/NJ | 3rd/21 | |
| | Ty Maurin | Dallas | 3rd/29 | |
| | Chad Barrett | Chicago | 1st/3 | |
| 2005 | Mike Enfield | Los Angeles | 2nd/15 | |
| | Aaron Lopez | Chivas | 3rd/26 | |
| 2006 | Marvell Wynne | New York | 1st/1 | |
| | Patrick Ianni | Houston | 1st/8 | |
| | Jonathan Bornstein | Chivas USA | 4th/37 | |
| 2007 | Jordan Harvey* | Colorado | 1st/9 | |
| | Kiel McClung* | Los Angeles | 4th/44 | |
| 2008 | Chance Myers | Kansas City | 1st/1 | |
| | Tony Beltran | Salt Lake | 1st/3 | |
| | Mike Zaher | Toronto | 3rd/30 | |
| 2010 | Brandon Owens* | DC United | 1st/10 | |
| | Greg Folk* | Los Angeles | 3rd/32 | |
| | Amobi Okugo | Philadelphia | 1st/6 | |
| | David Estrada | Seattle | 1st/11 | |
| | Michael Stephens | Los Angeles | 1st/16 | |
| 2011 | Kyle Nakazawa | Philadelphia | 3rd/33 | |
| | Brian Perk | Philadelphia | 4th/49 | |
| | Kelyn Rowe | New England | 1st/3 | |
| | Chandler Hoffman | Philadelphia | 1st/13 | |
| 2012 | Andy Rose* | Real Salt Lake | 1st/6 | |
| | Shawn Singh* | Sporting Kansas City | 1st/16 | |
| | Eder Arreola* | Houston | 1st/18 | |
| 2013 | Brian Rowe* | Chivas USA | 2nd/24 | |
| | Fernando Monge | Montreal | 1st/18 | |
| | Ryan Hollingshead | FC Dallas | 2nd/20 | |
| 2014 | Evan Raynr* | DC United | 2nd/36 | |
| | Joe Sofia | San Jose | 2nd/28 | |
| | Victor Munoz | DC United | 2nd/29 | |
| 2015 | Victor Chavez | Portland | 4th/71 | |
| | Leo Stolz | NY Red Bulls | 1st/16 | |
| 2016 | Earl Edwards Jr. | Orlando | 3rd/43 | |
| | Aaron Simmons | Philadelphia | 3rd/51 | |
| 2017 | Javan Torre | Colorado | 3rd/56 | |
| | Abu Danladi | Minnesota | 1st/1 | |
| 2018 | Jackson Yueill | San Jose | 1st/6 | |
| | Michael Amick | Portland | 2nd/32 | |
| | Brian Iloski | Colorado | 4th/72 | |
| 2019 | Frankie Amaya | Cincinnati | 1st/1 | |
| | Anderson Asiedu | Atlanta | 1st/24 | |
| 2021 | Eric Iloski | Vancouver | 2nd/46 | |
| 2022 | Ahmed Longmire | Nashville SC | 1st/10th | |
| | Ben Reveno | New England | 2nd/52nd | |

- initial draft; * - supplemental draft

Bruins in Major League Soccer




Chandler Hoffman - Houston (2015), Los Angeles (2013-2014), Philadelphia (2012)



Kevin Hartman - New York (2013), FC Dallas (2010-12), Kansas City (2007-09), Los Angeles (1997-2006)



Matt Reis - New England (2003-2013), Los Angeles (1998-2002)




Kelyn Rowe - Seattle (2021-pres.), New England (2012-18, 20), Sporting KC (2019), Real Salt Lake (2019)



Pete Vagenas - Chivas USA (2012), Vancouver (2011), Seattle (2009-11), Los Angeles (2000-08)



Nick Rimando - Real Salt Lake (2007-19), D.C. (2002-06), Miami (2000-2001)




Chad Barrett - Real Salt Lake (2017), San Jose (2016), Seattle (2014-15), New England (2013), Los Angeles (2011-12), Toronto (2008-10), Chicago (2005-08)

2023 MLS Bruins (6)

| Player | Team |
|-------------------|------------------------|
| Frankie Amaya | NY Red Bulls |
| Earl Edwards Jr. | New England Revolution |
| Ryan Hollingshead | L AFC |
| Erik Holt | Real Salt Lake |
| Kelyn Rowe | Seattle Sounders |
| Jackson Yueill | San Jose Earthquakes |



Jordan Harvey - LAFC (2018-2021), Vancouver (2011-17), Philadelphia (2010-11), Colorado (2006-09)




Benny Feilhaber - Sporting Kansas City (2013-17, 2019), Colorado Rapids (2019), LAFC (2018), New England (2011-12)

Bruins in Major League Soccer



Marvell Wynne - San Jose (2015-17), Colorado (2010-2014), Toronto (2007-09), New York (2006-07)



Patrick Ianni - Chicago (2014), Seattle (2009-2013), Houston (2006-08)



Tony Beltran - Real Salt Lake (2008-pres.)



Chance Myers - Portland (2017), Sporting Kansas City (2008-16)

UCLA's All-Time MLS Player Register

Seyi Adekoya
Seattle, 2017

Nelson Akwari
Salt Lake, 2005-06; Columbus, 2003-04; NY/NJ, 2002

Sean Alvarado
Los Angeles, 2011

Frankie Amaya
NY Red Bulls, 2021-pres.; FC Cincinnati, 2019-2021

Chad Barrett
Real Salt Lake, 2017; San Jose, 2016; Seattle, 2014-15; New England, 2013; Los Angeles, 2011-12; Toronto FC, 2008-10; Chicago, 2005-08

Tony Beltran
Real Salt Lake, 2008-19

Carlos Bocanegra
Chivas USA, 2013-2014; Chicago, 2000-04

Jonathan Bornstein
Chicago, 2019-22.; Chivas USA, 2006-10

Paul Caligiuri
Los Angeles, 1997-01; Columbus, 1996

Jimmy Conrad
Chivas USA, 2011; Kansas City, 2003-10; San Jose, 1999-2002

DJ Countess
Salt Lake, 2005; Chicago, 2004; Dallas, 2002-03; NY/NJ, 2001

Abu Danladi
Minnesota, 2017-19, 2022.; Nashville SC, 2020-21

Earl Edwards Jr.
New England, 2021-pres.; D.C. United, 2019-20; Orlando City, 2015-2018

Mike Enfield
Los Angeles, 2005-06

David Estrada
Seattle, 2010-2014

Benny Feilhaber
Sporting Kansas City, 2013-17, 19; LAFC, 2018; New England, 2011-12

Brad Friedel
Columbus, 1996-97

Adam Frye
Los Angeles, 2000-02; San Jose, 1999; Tampa Bay, 1996-98

Ryan Furgalski
Chicago, 2003

Sam George
Chicago, 1999-2000; Tampa Bay, 1997-99; New England, 1997

Seth George
Los Angeles, 1999-2000

Adolfo Gregorio
Salt Lake, 2005-06

Leonard Griffin
Los Angeles, 2009; Columbus, 2007-08; Chicago, 2004-06

Maxwell Griffin
San Jose, 2011

Kevin Hartman
New York, 2013; FC Dallas, 2010-12; Kansas City, 2007-09; Los Angeles, 1997-2006

Jordan Harvey
LAFC, 2018-21; Vancouver, 2011-17; Philadelphia, 2010-11; Colorado, 2006-09

Frankie Hejduk
Los Angeles, 2011; Columbus, 2003-10; Tampa Bay, 1996-98

Chris Henderson
New York, 2006; Columbus, 2005; Colorado, 2002-05, 1996-98; Miami, 2001-02; Kansas City, 1999-2000

Sean Henderson
Colorado, 1996-98

Jose Hernandez
Real Salt Lake, 2017-18

Kamani Hill
Colorado, 2012-2014

Chandler Hoffman
Houston, 2015; Los Angeles, 2013-2014; Philadelphia, 2012

Ryan Hollingshead
LAFC, 2022-pres.; FC Dallas, 2014-2021

Erik Holt
Real Salt Lake, 2019-present

Patrick Ianni
Chicago, 2014; Seattle, 2009-2013; Houston, 2006-2008

Tayt Ianni
San Jose, 1996-97

Zak Ibsen
San Jose, 2001-02; Los Angeles, 1999-2000; Chicago 1998; Dallas, 1996; New England, 1996

Milan IloSKI
Real Salt Lake, 2020-2021

Tahj Jakins
Kansas City, 2000-01; Colorado, 1997-00

Cobi Jones
Los Angeles, 1996-2007

Josh Keller
Tampa Bay, 1999-2001, 1998; Chicago, 1998-99

Mike Lapper
Columbus, 1997-2002

Eddie Lewis
Los Angeles, 2008-10; San Jose, 1996-99

Aaron Lopez
Chivas USA, 2005

Ty Maurin
Dallas, 2004-05

Chance Myers
Portland, 2017; Sporting Kansas City, 2008-2016

Joe-Max Moore
New England, 2003-04; 1996-99

Victor Munoz
Sporting Kansas City, 2014.

Kyle Nakazawa
Los Angeles, 2012; Philadelphia, 2010-2011

Amobi Okugo
Portland, 2015-17; Sporting Kansas City, 2015; Orlando City, 2015; Philadelphia, 2010-2014.

Brian Perk
Los Angeles, 2010-2015; Philadelphia, 2010

Ante Razov
Chivas USA, 2006-09; NY/NJ, 2005; Columbus, 2005; Chicago, 1998-2004; Los Angeles, 1996-97

Matt Reis
New England, 2003-2013; Los Angeles, 1998-2002

Ben Reveno
New England, 2022

Nick Rimando
Real Salt Lake, 2007-19; D.C., 2002-2006; Miami, 2000-01

Andy Rose
Vancouver, 2019-2021; Seattle, 2012-2015

Brian Rowe
Orlando SC, 2019-20; Vancouver, 2018; Los Angeles, 2012-2017

Kelyn Rowe
Seattle, 2021-present; New England, 2012-18, 20; Real Salt Lake, 2019; Sporting KC, 2019;

Brad Rusin
Vancouver, 2013

Jorge Salcedo
Los Angeles, 1999-2000, 1996; Tampa Bay, 1998-99; Chicago, 1998; Columbus, 1997

Steve Shak
Colorado, 2001-02; NY/NJ, 2000-01

Shawn Singh
Sporting Kansas City, 2012

Chris Snitko
Dallas, 2001; Chicago, 2000; Kansas City, 1996-2000

Joe Sofia
San Jose, 2014.

Michael Stephens
Chicago, 2015-16; Los Angeles, 2010-2013

Leo Stolz
NY Red Bulls, 2015

Matt Taylor
Chivas USA, 2005-07; Kansas City, 2004

McKinley Tennyson Jr.
Los Angeles, 2002

Billy Thompson
Columbus, 1996-99

Scot Thompson
Los Angeles, 2003-04

Pete Vagenas
Chivas USA, 2012; Vancouver, 2011; Seattle, 2009-10; Los Angeles, 2000-2008

Greg Vanney
Los Angeles, 2008, 1996-2001; DC, 2007; Dallas, 2005-07

Sasha Victorine
Chivas USA, 2008-09; Kansas City, 2005-2008; Los Angeles, 2000-04

Zach Wells
DC, 2008; Houston, 2006-07; NY/NJ, 2004-05

Matt Wiet
Columbus, 2014.

Marvell Wynne
San Jose, 2015-17; Colorado, 2010-2014; Toronto, 2007-09; New York, 2006-07

Alex Yi
Dallas, 2005-08

Jackson Yueill
San Jose, 2017-present

Mike Zaher
San Jose, 2009; DC, 2008

Sal Zizzo
Atlanta, 2018; NY Red Bulls, 2015-17; Sporting Kansas City, 2014; Portland, 2011-2013; Chivas USA, 2010

Career Records

Points

| | |
|-------------------------------------|----------------|
| 1. Ole Mikkelsen, 1977-80 | 194 (82g, 30a) |
| 2. Shoa Agonafer, 1969-72 | 192 (76g, 40a) |
| 3. Fesseha Wolde-Emmanuel, 1969-72 | 153 (59g, 35a) |
| 4. Sergio Velasquez, 1971-74 | 144 (61g, 22a) |
| 5. Dale Ervine, 1982-85 | 127 (46g, 35a) |
| 6. Seth George, 1995-98 | 125 (49g, 27a) |
| 7. Billy Thompson, 1986-90 | 111 (42g, 27a) |
| 8. Antè Razov, 1992-95 | 109 (40g, 29a) |
| 9. McKinley Tennyson Jr., 1997-2000 | 102 (40g, 22a) |
| 10. Joe-Max Moore, 1990-92 | 100 (38g, 24a) |

Goals

| | |
|--------------------------------------|----|
| 1. Ole Mikkelsen, 1977-80 | 82 |
| 2. Shoa Agonafer, 1969-72 | 76 |
| 3. Sergio Velasquez, 1971-74 | 61 |
| 4. Fesseha Wolde-Emmanuel, 1969-72 | 59 |
| 5. Seth George, 1995-98 | 49 |
| 6. Dale Ervine, 1982-85 | 46 |
| 7. Firooz Fowzi, 1973-74 | 44 |
| 8. Tim Ngubeni, 1976-78 | 42 |
| 9. Billy Thompson, 1986-90 | 42 |
| 10. McKinley Tennyson Jr., 1997-2000 | 40 |
| Antè Razov, 1992-95 | 40 |

Assists

| | |
|------------------------------------|----|
| 1. Shoa Agonafer, 1969-72 | 40 |
| 2. Cobi Jones, 1988-91 | 37 |
| 3. Fesseha Wolde-Emmanuel, 1969-72 | 35 |
| Dale Ervine, 1982-85 | 35 |
| 5. Shaun Tsakiris, 1997-2000 | 31 |

| | |
|-----------------------------|----|
| 6. Pete Vagenas, 1996-99 | 30 |
| Sam George, 1988-91 | 30 |
| Ole Mikkelsen, 1977-80 | 30 |
| 9. Adolfo Gregorio, 2000-03 | 29 |
| Antè Razov, 1992-95 | 29 |

Game-Winning Goals*

| | |
|---------------------------|----|
| 1. Seth George, 1995-98 | 20 |
| 2. Joe-Max Moore, 1990-92 | 17 |
| 3. Antè Razov, 1992-95 | 15 |
| 4. Dale Ervine, 1982-85 | 14 |
| 5. Matt Taylor, 2000-03 | 12 |

Multiple Goal Games*

| | |
|-------------------------------------|---|
| 1. Seth George, 1995-98 | 9 |
| 2. McKinley Tennyson Jr., 1997-2000 | 8 |
| 3. Matt Taylor, 2000-03 | 7 |
| Antè Razov, 1992-95 | 7 |
| Tom Silvas, 1983-86 | 7 |
| Dale Ervine, 1982-85 | 7 |

Hat Tricks*

| | |
|---|---|
| 1. Matt Taylor, 2000-03 | 3 |
| 2. Milan Iloski, 2017-19 | 2 |
| McKinley Tennyson Jr., 1997-2000 | 2 |
| Robbie LaBelle, 1992-95 | 2 |
| Billy Thompson, 1986-90 | 2 |
| 5. 16 players (last Chandler Hoffman, 2011) | 1 |

Goalkeeping Shutouts

| | |
|--------------------------|----|
| 1. Anton Nistl, 1986-89 | 41 |
| 2. Chris Snitko, 1992-95 | 31 |
| 3. Brad Friedel, 1990-92 | 30 |
| Tim Harris, 1980-83 | 30 |
| 5. Zach Wells, 2000-03 | 27 |

Victories

| | |
|--------------------------|----|
| 1. Anton Nistl, 1986-89 | 56 |
| 2. Zach Wells, 2000-03 | 49 |
| 3. Tim Harris, 1980-83 | 48 |
| 4. Chris Snitko, 1992-95 | 47 |
| 5. Brad Friedel, 1990-92 | 46 |

Lowest Goals Against Average

| | |
|---------------------------|------|
| 1. Brad Friedel, 1990-92 | 0.60 |
| 2. Nick Rimando, 1997-99 | 0.67 |
| 3. Kevin Hartman, 1995-96 | 0.68 |
| 4. Chris Snitko, 1992-95 | 0.69 |
| 5. Zach Wells, 2000-03 | 0.71 |

Saves^

| | |
|------------------------------|-----|
| 1. Zach Wells, 2000-03 | 269 |
| 2. Anton Nistl, 1986-89 | 261 |
| 3. Tim Harris, 1980-83 | 259 |
| 4. Brian Perk, 2006-09 | 241 |
| 5. Earl Edwards Jr., 2011-14 | 208 |

* Since 1983; ^ Since 1980

Single-Season Records

Points

| | |
|---------------------------------|---------------|
| 1. Sergio Velasquez, 1973 | 63 (28g, 7a) |
| 2. Ole Mikkelsen, 1980 | 60 (27g, 6a) |
| 3. Sergio Velasquez, 1971 | 54 (24g, 6a) |
| 4. Shoa Agonafer, 1970 | 52 (23g, 6a) |
| Ole Mikkelsen, 1978 | 52 (23g, 6a) |
| 6. Shoa Agonafer, 1971 | 50 (16g, 18a) |
| 7. Firooz Fowzi, 1974 | 48 (23g, 2a) |
| 8. Fesseha Wolde-Emmanuel, 1970 | 47 (20g, 7a) |
| 9. Shoa Agonafer, 1972 | 46 (19g, 8a) |
| Bernardo Ortiz, 1970 | 46 (19g, 8a) |

Goals

| | |
|---------------------------------|----|
| 1. Sergio Velasquez, 1973 | 28 |
| 2. Ole Mikkelsen, 1980 | 27 |
| 3. Sergio Velasquez, 1971 | 24 |
| 4. Shoa Agonafer, 1970 | 23 |
| Ole Mikkelsen, 1978 | 23 |
| Firooz Fowzi, 1974 | 23 |
| 7. Firooz Fowzi, 1973 | 21 |
| 8. Fesseha Wolde-Emmanuel, 1970 | 20 |
| 9. Ole Mikkelsen, 1977 | 19 |
| Tim Ngubeni, 1978 | 19 |
| Shoa Agonafer, 1972 | 19 |
| Bernardo Ortiz, 1970 | 19 |

Assists

| | |
|--------------------------|----|
| 1. Shoa Agonafer, 1971 | 18 |
| Cobi Jones, 1991 | 18 |
| 3. Adolfo Gregorio, 2003 | 14 |
| Robbie LaBelle, 1995 | 14 |
| Harry Tweedie, 1980 | 14 |
| Dale Ervine, 1984 | 14 |
| 7. Shaun Tsakiris, 1999 | 13 |
| Mike Getchell, 1985 | 13 |
| Ole Mikkelsen, 1979 | 13 |
| 10. Pete Vagenas, 1999 | 11 |
| Dale Ervine, 1983 | 11 |
| Zak Ibsen, 1991 | 11 |
| Antè Razov, 1993 | 11 |
| Jackson Yueill, 2016 | 11 |

Game-Winning Goals*

| | |
|----------------------|---|
| 1. Seth George, 1998 | 8 |
| Dale Ervine, 1983 | 8 |
| 3. Seth George, 1997 | 7 |
| Joe-Max Moore, 1992 | 7 |
| Joe-Max Moore, 1991 | 7 |

Multiple Goal Games*

| | |
|---------------------------|---|
| 1. Jose Hernandez, 2015 | 5 |
| 2. Chandler Hoffman, 2011 | 4 |
| Matt Taylor, 2003 | 4 |
| Tim Pierce, 2002 | 4 |
| Seth George, 1998 | 4 |
| Seth George, 1997 | 4 |
| Billy Thompson, 1990 | 4 |
| Billy Thompson, 1988 | 4 |
| Dale Ervine, 1985 | 4 |

Hat Tricks*

| | |
|-----------------------------|---|
| 1. Milan Iloski, 2019 | 2 |
| Matt Taylor, 2003 | 2 |
| McKinley Tennyson Jr., 2000 | 2 |
| Billy Thompson, 1990 | 2 |

* Since 1983; ^ Since 1980

Goalkeeping Shutouts

| | |
|------------------------|----|
| 1. Anton Nistl, 1989 | 16 |
| 2. Mike Vanneman, 1977 | 13 |
| 3. Brian Rowe, 2011 | 12 |
| Eric Reed, 2005 | 12 |
| Chris Snitko, 1993 | 12 |
| 6. Zach Wells, 2003 | 11 |
| Chris Snitko, 1995 | 11 |
| Anton Nistl, 1986, '88 | 11 |
| Tim Harris, 1981, '83 | 11 |

Goalkeeping Victories

| | |
|-----------------------|----|
| 1. Zach Wells, 2003 | 20 |
| 2. Nick Rimando, 1999 | 19 |
| 3. Anton Nistl, 1989 | 18 |
| David Vanole, 1985 | 18 |
| Mike Vanneman, 1977 | 18 |

Lowest Goals Against Average

| | |
|-----------------------|------|
| 1. Zach Wells, 2003 | 0.52 |
| 2. Anton Nistl, 1989 | 0.53 |
| Anton Nistl, 1986 | 0.53 |
| 4. Brad Friedel, 1990 | 0.56 |
| 5. Brad Friedel, 1992 | 0.58 |

Goalkeeping Saves*

| | |
|-----------------------|-----|
| 1. Zach Wells, 2001 | 101 |
| 2. Brad Friedel, 1990 | 97 |
| 3. Brian Rowe, 2010 | 91 |
| 4. Zach Wells, 2002 | 90 |
| David Vanole, 1984 | 90 |
| Anton Nistl, 1989 | 89 |
| David Vanole, 1985 | 89 |

Single-Game Individual Records

Goals Scored

| | | |
|----|--------------------------------|---|
| 1. | Milan Iloski, 10-6-19 | 5 |
| 2. | Martin Bruno, 11-9-97 | 4 |
| | Seth George, 11-10-96 | 4 |
| | Billy Thompson, 10-9-90 | 4 |
| 5. | Milan Iloski, 9-6-19 | 3 |
| | Chandler Hoffman, 9-16-11 | 3 |
| | Victor Chavez, 10-3-10 | 3 |
| | Maxwell Griffin, 9-16-07 | 3 |
| | Matt Taylor, 9-14-03 | 3 |
| | Matt Taylor, 8-29-03 | 3 |
| | Matt Taylor, 12-7-02 | 3 |
| | Tim Pierce, 9-29-02 | 3 |
| | McKinley Tennyson Jr., 9-17-00 | 3 |
| | McKinley Tennyson Jr., 9-6-00 | 3 |
| | Sasha Victorine, 9-3-99 | 3 |
| | Josh Keller, 10-26-97 | 3 |
| | Eddie Lewis, 9-14-94 | 3 |
| | Robbie LaBelle, 9-5-94 | 3 |
| | Robbie LaBelle, 9-18-93 | 3 |
| | Tim Gallegos, 10-30-90 | 3 |
| | Billy Thompson, 9-9-90 | 3 |
| | Dana Keir, 9-10-89 | 3 |
| | Jeff Hooker, 9-1-87 | 3 |
| | Lucas Martin, 10-24-86 | 3 |
| | Tom Silvas, 10-18-85 | 3 |
| | Dale Irvine, 9-14-85 | 3 |
| | Roland Schmid, 11-10-84 | 3 |

Please note: Individual game-by-game scoring not available prior to 1983.

Assists

| | | |
|----|-----------------------------|---|
| 1. | Jackson Yueil, 9-5-16 | 4 |
| | Michael Stephens, 11-15-08 | 4 |
| | Zak Ibsen, 11-10-91 | 4 |
| 2. | Abu Danladi, 11-1-15 | 3 |
| | Leo Stolz, 11-24-13 | 3 |
| | Ryan Hollingshead, 10-12-12 | 3 |
| | Adolfo Gregorio, 10-17-03 | 3 |
| | Chad Barrett, 9-14-03 | 3 |
| | Chad Barrett, 8-29-03 | 3 |
| | Cliff McKinley, 12-7-02 | 3 |
| | Adolfo Gregorio, 9-6-00 | 3 |
| | Seth George, 10-11-98 | 3 |
| | Sasha Victorine, 9-1-98 | 3 |
| | Seth George, 11-9-97 | 3 |
| | Seth George, 11-2-97 | 3 |
| | Junior Gonzalez, 11-10-96 | 3 |
| | Robbie LaBelle, 10-16-94 | 3 |
| | John O'Brien, 9-4-93 | 3 |
| | Chris Henderson, 10-4-92 | 3 |
| | Joe-Max Moore, 11-10-91 | 3 |
| | Cobi Jones, 10-13-91 | 3 |
| | Joe-Max Moore, 10-19-90 | 3 |
| | Mark Sharp, 10-9-90 | 3 |
| | Chris Henderson, 9-10-89 | 3 |
| | Billy Thompson, 9-25-88 | 3 |
| | Billy Thompson, 9-1-87 | 3 |
| | Kirk Ferguson, 9-1-87 | 3 |
| | Chris Roosen, 10-24-86 | 3 |
| | Mike Getchell, 10-5-85 | 3 |

Points Scored

| | | |
|----|-------------------------|----|
| 1. | Milan Iloski, 10-6-19 | 10 |
| | Seth George, 11-10-96 | 10 |
| 3. | Matt Taylor, 12-7-02 | 8 |
| | Martin Bruno, 11-9-97 | 8 |
| | Billy Thompson, 10-9-90 | 8 |
| | Billy Thompson, 9-9-90 | 8 |
| 7. | Chad Barrett, 9-14-03 | 7 |
| | Tim Pierce, 9-29-02 | 7 |
| | Zak Ibsen, 11-10-91 | 7 |
| | Jeff Hooker, 9-1-87 | 7 |
| | Tom Silvas, 10-18-85 | 7 |

Shots*

| | | |
|-----|------------------------------------|----|
| 1. | McKinley Tennyson Jr., 10-8-99 | 12 |
| 2. | Jose Hernandez, 10-4-15 | 10 |
| | Seth George, 10-4-98 | 10 |
| 4. | Milan Iloski, 10-6-19 | 9 |
| | Brian Iloski, 10-5-18 | 9 |
| | Abu Danladi, 11-3-16 | 9 |
| | McKinley Tennyson Jr., 10-1-00 | 9 |
| | McKinley Tennyson Jr., 9-17-00 | 9 |
| | Seth George, 11-16-97 | 9 |
| | Seth George, 10-31-97 | 9 |
| | Seth George, 11-10-96 | 9 |
| | Joe-Max Moore, 11-10-91 | 9 |
| 11. | Mary (last: Milan Iloski, 9-15-19) | 8 |

*since 1990

Saves*

| | | |
|----|--------------------------|----|
| 1. | Zach Wells, 10-25-02 | 11 |
| | DJ Countess, 10-8-00 | 11 |
| | Matt Reis, 12-12-97 | 11 |
| | Chris Snitko, 9-10-95 | 11 |
| 5. | Nate Crockford, 11-21-21 | 10 |
| | Tyler Kirberg, 11-4-21 | 10 |
| | Justin Garces, 10-31-19 | 10 |
| | Kevin Silva, 11-6-16 | 10 |
| | Brian Perk, 9-04-09 | 10 |
| | Zach Wells, 9-2-01 | 10 |
| | Brad Friedel, 12-1-90 | 10 |
| | Anton Nistl, 10-12-86 | 10 |

*Since 1986

Fastest Goal*

| | | |
|-----|----------------------------|------|
| 1. | Abu Danladi, 9-5-16 | 0:11 |
| 2. | Tim Pierce, 9-29-02 | 0:16 |
| 3. | Tommy Silva, 11-12-21 | 0:30 |
| 4. | Chandler Hoffman, 11-27-11 | 0:41 |
| 5. | Michael Stephens, 10-5-06 | 1:00 |
| 6. | Sasha Victorine, 9-1-96 | 1:01 |
| 7. | Scot Thompson, 11-10-99 | 1:05 |
| 8. | Sasha Victorine, 9-17-99 | 1:26 |
| 9. | Sal Zizzo, 11-15-06 | 1:55 |
| 10. | Milan Iloski, 9-9-19 | 2:01 |

Opponent:

| | |
|------------------------------------|------|
| Spencer Wadsworth (Duke), 11-26-06 | 0:25 |
|------------------------------------|------|

*since 1990

Single-Game Team Records

Goals Scored

| | | |
|----|-----------------------------|----|
| 1. | 1977, vs. Loyola Marymount | 17 |
| 2. | 1973, vs. Pepperdine | 13 |
| 3. | 1971, vs. UC San Diego | 12 |
| | 1970, vs. Cal State LA | 12 |
| | 1968, vs. Fresno Pacific | 12 |
| 6. | 1973, vs. USC | 11 |
| 7. | 1970, vs. Loyola Marymount | 10 |
| | 1969, vs. Claremont College | 10 |
| | 1968, vs. Pomona College | 10 |
| | 1967, vs. Fresno Pacific | 10 |

Assists

| | | |
|----|----------------------------------|----|
| 1. | 11-10-96, vs. Sac State | 11 |
| | 10-16-94, vs. Cal St. Northridge | 11 |
| 3. | 11-9-97, vs. UC Santa Barbara | 10 |
| | 10-30-90, vs. Loyola Marymt | 10 |
| | 9-10-89, vs. UC Irvine | 10 |
| | 9-1-87, vs. Westmont | 10 |
| 7. | 11-15-08 at San Diego State | 9 |
| | 8-29-03, vs. Penn State | 9 |
| | 10-15-00, vs. UNLV | 9 |
| | 11-10-91, vs. San Jose State | 9 |
| | 10-13-88, vs. Loyola Marymt | 9 |

Shots*

| | | |
|----|------------------------------|----|
| 1. | 10-21-86, vs. Loyola Marymt | 51 |
| 2. | 10-8-99, vs. CS Northridge | 40 |
| 3. | 10-9-90, vs. So-Cal College | 38 |
| 4. | 9-17-86, vs. UC Irvine | 36 |
| 5. | 10-13-90, vs. Princeton | 35 |
| 6. | 9-13-91, vs. Portland | 34 |
| 7. | 11-10-91, vs. San Jose State | 33 |
| 8. | 9-30-90, vs. Stanford | 32 |
| | 10-13-88, vs. Loyola Marymt | 32 |
| | 9-9-86, vs. San Jose State | 32 |

*since 1986

Goals Scored, Opponent

| | | |
|-----|---------------------------|---|
| 1. | San Francisco, 1971 | 6 |
| 2. | Washington, 4-8-21 | 5 |
| | Washington, 9-22-19 | 5 |
| | Georgetown, 9-9-19 | 5 |
| | Stanford, 11-2-18 | 5 |
| | San Diego, 11-18-12 | 5 |
| | Louisville, 12-4-10 | 5 |
| | Indiana, 9-5-10 | 5 |
| | San Francisco, 11-16-83 | 5 |
| | Simon Fraser, 9-30-80 | 5 |
| | San Francisco, 1975 | 5 |
| | Stanford, 1972 | 5 |
| 10. | Oregon State, 9-30-21 | 4 |
| | Stanford, 3-6-21 | 4 |
| | San Diego, 10-17-19 | 4 |
| | Oregon State, 10-28-18 | 4 |
| | San Diego State, 11-11-17 | 4 |
| | Washington, 9-29-16 | 4 |
| | California, 10-25-15 | 4 |
| | UC Santa Barbara, 9-21-15 | 4 |
| | San Diego State, 10-12-12 | 4 |
| | California, 10-29-06 | 4 |
| | Maryland, 9-1-06 | 4 |
| | San Diego, 11-10-05 | 4 |
| | Duke, 9-10-95 | 4 |
| | Indiana, 12-9-94 | 4 |
| | UC Irvine, 9-25-94 | 4 |
| | San Diego, 11-14-93 | 4 |
| | Yale, 9-24-87 | 4 |
| | Clemson, 12-9-84 | 4 |
| | California, 10-7-84 | 4 |
| | San Francisco, 1979 | 4 |
| | San Francisco, 1977 | 4 |
| | San Francisco, 1975 | 4 |
| | SIU-Edwardsville, 1975 | 4 |
| | Saint Louis, 1974 | 4 |
| | Saint Louis, 1972 | 4 |
| | Westmont, 1969 | 4 |
| | Long Beach State, 1968 | 4 |

Saves, Opponent*

| | | |
|-----|-------------------------------|----|
| 1. | Loyola Marymount, 10-21-86 | 18 |
| 2. | South Carolina, 10-28-01 | 15 |
| 3. | Cal State Northridge, 10-8-99 | 14 |
| | UC Irvine, 9-28-90 | 14 |
| | So-Cal College, 10-9-90 | 14 |
| 6. | Loyola Marymount, 10-4-98 | 13 |
| | Westmont, 9-3-91 | 13 |
| | Princeton, 10-13-90 | 13 |
| | Cal State Fullerton, 10-28-90 | 13 |
| 10. | UNLV, 10-7-90 | 12 |

*since 1986

Shots, Opponent*

| | | |
|----|-------------------------------|----|
| 1. | Duke, 11-4-21 | 28 |
| | California, 10-31-19 | 28 |
| | Stanford, 10-12-14 | 28 |
| 4. | San Diego State, 10-12-12 | 27 |
| 5. | Washington, 11-4-21 | 26 |
| 6. | Stanford, 11-2-17 | 25 |
| | Oregon State, 10-25-02 | 25 |
| | Indiana, 12-12-97 | 25 |
| | Duke, 9-10-95 | 25 |
| | North Carolina State, 12-1-90 | 25 |

*since 1986

Miscellaneous Records

Offensive Records

Most Goals, Season

| | | |
|----|------|----|
| 1. | 1971 | 96 |
| 2. | 1970 | 86 |
| 3. | 1973 | 85 |
| 4. | 1969 | 83 |
| 5. | 1977 | 79 |

Fewest Goals, Season

| | | |
|----|------|----|
| 1. | 2017 | 24 |
| 2. | 2018 | 25 |
| 3. | 2007 | 26 |
| 3. | 2022 | 26 |
| 4. | 2005 | 28 |

Most Victories, Season*

| | | |
|----|-------------------|----|
| 1. | 1997 | 22 |
| 2. | 1965 | 21 |
| 3. | 1985, 2003 | 20 |
| 4. | 5x, last in 1999 | 19 |
| 5. | 11x, last in 2011 | 18 |

Fewest Victories, Season*

| | | |
|----|------|----|
| 1. | 2019 | 6 |
| 2. | 2017 | 7 |
| 3. | 2007 | 9 |
| 4. | 2008 | 10 |
| | 2016 | 10 |

Defensive Records

Fewest Goals Allowed, Season

| | | |
|----|---------------------|----|
| 1. | 1967 | 10 |
| 2. | 1992, 2003 | 12 |
| 3. | 1986, '89, '95 | 13 |
| 4. | 1991, '97, '98, '05 | 14 |
| 5. | 1981 | 15 |

Most Goals Allowed, Season

| | | |
|----|------|----|
| 1. | 2019 | 38 |
| 2. | 1975 | 37 |
| 3. | 2015 | 33 |
| 4. | 1978 | 32 |
| | 2017 | 32 |

Most Shutouts, Season

| | | |
|----|---------------------|----|
| 1. | 1989, 2003 | 16 |
| 2. | 1977, '95, '97, '05 | 14 |
| 3. | 1981, '93, '98, '11 | 12 |
| 4. | 7x, last in 1996 | 11 |
| 5. | 4x, last in 1992 | 10 |

Lowest Goals Against Average

| | | |
|----|------------|------|
| 1. | 1989, 2003 | 0.52 |
| 2. | 1986 | 0.55 |
| 3. | 1997 | 0.57 |
| 4. | 1990 | 0.58 |
| 5. | 1991, '92 | 0.63 |

*Minimum 15 games played.



Joe-Max Moore and Paul Ratcliffe

Did You Know?

Seth George helped set an NCAA record for fastest consecutive goals on opposing teams on Nov. 6, 1998 when he scored a goal just three seconds after UC Santa Barbara's Aaron Wellman.

Streaks#

Consecutive Wins

| | | |
|----|--------------------|----|
| 1. | 1970 | 16 |
| 2. | 9-7-03 to 11-9-03 | 15 |
| 3. | 1969 | 14 |
| | 1971 | 14 |
| | 10-18-85 to 9-7-86 | 14 |
| | 9-12-99 to 11-7-99 | 14 |

Consecutive Games Without A Loss

| | | |
|----|---------------------|----|
| 1. | 9-29-85 to 11-16-86 | 39 |
| 2. | 1973 | 22 |
| 3. | 9-7-03 to 12-6-03 | 19 |

Consecutive Home Wins

| | | |
|----|----------------------|----|
| 1. | 9-22-96 to 11-1-98 | 31 |
| 2. | 11-27-02 to 11-30-03 | 15 |
| 3. | 11-3-82 to 10-18-84 | 14 |

Consecutive Home Games Without A Loss

| | | |
|----|---------------------|----|
| 1. | 9-14-88 to 11-24-91 | 49 |
| 2. | 9-22-96 to 11-1-98 | 31 |
| 3. | 9-2-85 to 10-25-87 | 27 |

Consecutive Wins Away From Home*

| | | |
|----|---------------------|----|
| 1. | 9-6-80 to 11-9-80 | 12 |
| 2. | 9-16-95 to 9-8-96 | 8 |
| 3. | 9-18-11 to 12-3-11 | 7 |
| | 10-18-85 to 9-7-86 | 7 |
| | 9-12-99 to 10-17-99 | 7 |

Consecutive Conference Wins

| | | |
|----|----------------------|----|
| 1. | 10-7-95 to 10-12-97 | 20 |
| 2. | 11-5-10 to 10-8-12 | 16 |
| 3. | 10-11-92 to 10-22-93 | 11 |

Consecutive Wins to Start Season

| | | |
|----|------------|----|
| 1. | 1970 | 16 |
| 2. | 1969, 1971 | 14 |
| 3. | 1968 | 12 |

Consecutive Shutouts

| | | |
|----|------------------------------|---|
| 1. | 10-28-11 to 12-3-11 | 8 |
| | 1977 | 8 |
| 3. | 9-25-81 to 10-10-81 | 7 |
| | 9-5-89 to 9-26-89 | 7 |
| 5. | 5x, last 10-17-08 to 11-2-08 | 6 |

Consecutive Losses

| | | |
|----|-------------------------------|---|
| 1. | 2-27-21 to 3-20-21 | 4 |
| | 10-29-17 to 11-11-17 | 4 |
| | 1979 | 4 |
| | 11-29-87 to 9-9-88 | 4 |
| | 10-15-00 to 10-26-00 | 4 |
| 2. | 7x, last 10-17-19 to 10-27-19 | 3 |

Consecutive Home Losses

| | | |
|----|----------------------|---|
| 1. | 10-17-19 to 10-27-19 | 3 |
|----|----------------------|---|

Consecutive Losses Away From Home

| | | |
|----|------------------------------|---|
| 1. | 10-8-00 to 8-31-01 | 7 |
| 2. | 10-22-17 to 11-11-17 | 4 |
| | 2-12-21 to 3-20-21 | 4 |
| 3. | 3x, last 11-2-07 to 11-28-07 | 3 |

Consecutive Conference Losses

| | | |
|----|-----------------------------|---|
| 1. | 3x, last 2-27-21 to 3-20-21 | 4 |
|----|-----------------------------|---|

Consecutive Losses to Start Season

| | | |
|----|------------|---|
| 1. | 1988 | 3 |
| 2. | 1978, 2007 | 2 |

Consecutive Games with a Goal or Assist

| | | |
|----|----------------------|----|
| 1. | Cobi Jones, 1991 | 11 |
| 2. | Joe-Max Moore, 1991 | 10 |
| 3. | Robbie LaBelle, 1995 | 9 |
| | Seth George, 1997-98 | 9 |

Consecutive Games with a Goal

| | | |
|----|------------------------------|---|
| 1. | Chandler Hoffman, 2011 | 5 |
| | Joe-Max Moore, 1991 | 5 |
| | Billy Thompson, 1988 | 5 |
| 4. | Abu Danladi, 2015 | 4 |
| | Seyi Adegkoya, 2015 | 4 |
| | Leo Stolz, 2013 | 4 |
| | Chandler Hoffman, 2010 | 4 |
| | Matt Taylor, 2003 | 4 |
| | McKinley Tennyson, Jr., 1999 | 4 |
| | Ante Razov, 1994 | 4 |
| | Zak Ibsen, 1991 | 4 |
| | Tim Gallegos, 1991 | 4 |
| | Joe-Max Moore, 1991 | 4 |
| | Tom Silvas, 1984 | 4 |

Consecutive Games with an Assist

| | | |
|----|---------------------------|---|
| 1. | Shaun Tsakiris, 1999-2000 | 5 |
| | Nick Theslof, 1996, 1997 | 5 |
| | Robbie LaBelle, 1995 | 5 |
| | Paul Krumpke, 1985 | 5 |

Consecutive Shutouts

| | | |
|----|------------------------|---|
| 1. | Chris Snitko, 1993 | 9 |
| 2. | Brian Rowe, 2011 | 8 |
| 3. | Kevin Hartman, 1995-96 | 7 |
| | Anton Nistl, 1989 | 7 |
| | Opp.: 2005, 1994 | 3 |

Consecutive Shutout Minutes

| | | |
|----|--------------------|-----|
| 1. | Chris Snitko, 1993 | 851 |
| 2. | Brian Rowe, 2011 | 803 |

#Team game-by-game scores unavailable prior to 1967. Individual game-by-game scoring unavailable prior to 1983.

*Dates and locations of games not available prior to 1980.

Single-Season Freshman Records*

Goals

| | | |
|----|----------------------|----|
| 1. | David Estrada, 2006 | 12 |
| 2. | Jose Hernandez, 2015 | 11 |
| | Joe-Max Moore, 1990 | 11 |

Assists

| | | |
|----|---------------------|----|
| 1. | Kelyn Rowe, 2010 | 10 |
| | Joe-Max Moore, 1990 | 10 |
| | Zak Ibsen, 1990 | 10 |

Points

| | | |
|----|---------------------|----|
| 1. | Joe-Max Moore, 1990 | 32 |
| 2. | Chad Barrett, 2003 | 28 |
| | David Estrada, 2006 | 28 |

Shutouts

| | | |
|----|--------------------|----|
| 1. | Anton Nistl, 1986 | 11 |
| 2. | Brad Friedel, 1990 | 10 |
| 3. | Tim Harris, 1980 | 7 |

Goals Against Average (min. 500 min.)

| | | |
|----|--------------------|------|
| 1. | Anton Nistl, 1986 | 0.53 |
| 2. | Brad Friedel, 1990 | 0.56 |
| 3. | Tim Harris, 1980 | 0.60 |

*Since 1980

Yearly Leaders



Maxwell Griffin



Milan Iloski



Kelyn Rowe



Nick Rimando



Earl Edwards Jr.

Points

| | | |
|-------|-----------------------|----|
| 2022 | Jose Contell | 12 |
| 2021 | Tucker Lepley | 17 |
| 20-21 | Riley Ferch | 9 |
| 2019 | Milan Iloski | 36 |
| 2018 | Matt Hundley | 17 |
| 2017 | Brian Iloski | 15 |
| 2016 | Brian Iloski | 17 |
| 2015 | Jose Hernandez | 26 |
| 2014 | Leo Stolz | 24 |
| 2013 | Leo Stolz | 30 |
| 2012 | Ryan Hollingshead | 22 |
| 2011 | Chandler Hoffman | 42 |
| 2010 | Victor Chavez | 25 |
| 2009 | Kyle Nakazawa | 31 |
| 2008 | Michael Stephens | 23 |
| 2007 | Maxwell Griffin | 18 |
| 2006 | David Estrada | 28 |
| 2005 | Kamani Hill | 22 |
| 2004 | Mike Enfield | 30 |
| 2003 | Matt Taylor | 34 |
| 2002 | Matt Taylor | 32 |
| 2001 | Tim Pierce | 22 |
| 2000 | McKinley Tennyson Jr. | 34 |
| 1999 | Sasha Victorine | 33 |
| 1998 | Seth George | 38 |
| 1997 | Seth George | 42 |
| 1996 | Seth George | 31 |
| 1995 | Eddie Lewis | 32 |
| 1994 | Anté Razov | 36 |
| 1993 | Anté Razov | 33 |
| 1992 | Joe-Max Moore | 25 |
| 1991 | Joe-Max Moore | 43 |
| 1990 | Billy Thompson | 43 |
| 1989 | Cobi Jones | 23 |
| 1988 | Billy Thompson | 34 |
| 1987 | Jeff Hooker | 21 |
| | Billy Thompson | |
| 1986 | Shaun Del Grande | 23 |
| 1985 | Dale Ervine | 33 |
| 1984 | Dale Ervine | 34 |
| 1983 | Dale Ervine | 39 |
| 1982 | Roland Schmid | 23 |
| 1981 | Gary Kretschmar | 19 |
| 1980 | Ole Mikkelsen | 60 |

Goals

| | | |
|-------|------------------------|----|
| 2022 | J. Contell / K. Diaz | 4 |
| 2021 | K. Diaz / T. Silva | 6 |
| 20-21 | R. Ferch / G. Doody | 3 |
| 2019 | Milan Iloski | 17 |
| 2018 | Matt Hundley | 5 |
| | Mohammed Kamara | 5 |
| 2017 | Brian Iloski | 6 |
| 2016 | Abu Danladi | 7 |
| 2015 | Seyi Adekoya | 12 |
| 2014 | Leo Stolz | 9 |
| 2013 | Leo Stolz | 11 |
| 2012 | Ryan Hollingshead | 7 |
| | Reed Williams | 7 |
| 2011 | Chandler Hoffman | 18 |
| 2010 | Victor Chavez | 10 |
| 2009 | Kyle Nakazawa | 12 |
| 2008 | Maxwell Griffin | 10 |
| 2007 | Maxwell Griffin | 9 |
| 2006 | David Estrada | 12 |
| 2005 | Kamani Hill | 7 |
| 2004 | Mike Enfield | 10 |
| 2003 | Matt Taylor | 14 |
| 2002 | Matt Taylor | 12 |
| | Tim Pierce | 12 |
| 2001 | Tim Pierce | 10 |
| 2000 | McKinley Tennyson Jr. | 15 |
| 1999 | Sasha Victorine | 12 |
| | McKinley Tennyson, Jr. | 12 |
| 1998 | Seth George | 15 |
| 1997 | Seth George | 16 |
| 1996 | Seth George | 12 |
| 1995 | Eddie Lewis | 11 |
| 1994 | Anté Razov | 14 |
| 1993 | Anté Razov | 11 |
| 1992 | Joe-Max Moore | 9 |
| 1991 | Joe-Max Moore | 18 |
| 1990 | Billy Thompson | 18 |
| 1989 | Cobi Jones | 8 |
| 1988 | Billy Thompson | 13 |
| 1987 | Jeff Hooker | 8 |
| 1986 | Shaun Del Grande | 8 |
| 1985 | Dale Ervine | 15 |
| 1984 | Tom Silvas | 13 |
| 1983 | Dale Ervine | 14 |
| 1982 | Roland Schmid | 8 |
| | Tibor Pelle | 8 |
| 1981 | Gary Kretschmar | 8 |
| | Peter Trifunovich | 8 |
| 1980 | Ole Mikkelsen | 27 |

Assists

| | | |
|-------|---------------------|----|
| 2022 | Tommy Silva | 8 |
| 2021 | Tucker Lepley | 7 |
| 20-21 | R. Ferch / T. Silva | 3 |
| 2019 | Riley Ferch | 9 |
| 2018 | Matt Hundley | 7 |
| 2017 | Brian Iloski | 3 |
| 2016 | Jackson Yuell | 11 |
| 2015 | Abu Danladi | 10 |
| 2014 | Leo Stolz | 6 |
| | Abu Danladi | 6 |
| 2013 | Victor Munoz | 8 |
| | Leo Stolz | 8 |
| 2012 | Evan Raynr | 10 |
| 2011 | Kelyn Rowe | 10 |
| 2010 | Kelyn Rowe | 10 |
| 2009 | David Estrada | 7 |
| | Kyle Nakazawa | 7 |
| | Michael Stephens | 7 |
| 2008 | Jason Leopoldo | 9 |
| | Michael Stephens | 9 |
| 2007 | Kyle Nakazawa | 7 |
| 2006 | Sal Zizzo | 9 |
| 2005 | Kamani Hill | 8 |
| 2004 | Chad Barrett | 10 |
| 2003 | Adolfo Gregorio | 14 |
| 2002 | Matt Taylor | 8 |
| 2001 | Jimmy Frazelle | 6 |
| 2000 | Shaun Tsakiris | 9 |
| 1999 | Shaun Tsakiris | 13 |
| 1998 | Seth George | 8 |
| 1997 | Seth George | 10 |
| 1996 | Nick Theslof | 9 |
| 1995 | Robbie LaBelle | 14 |
| 1994 | Joe Christie | 10 |
| 1993 | Anté Razov | 11 |
| 1992 | Joe-Max Moore | 7 |
| 1991 | Cobi Jones | 18 |
| 1990 | Sam George | 10 |
| | Zak Ibsen | 10 |
| | Joe-Max Moore | 10 |
| 1989 | Sam George | 7 |
| | Cobi Jones | 7 |
| | Chris Henderson | 7 |
| 1988 | Billy Thompson | 8 |
| 1987 | Steve Black | 7 |
| | Billy Thompson | 7 |
| 1986 | Paul Caligiuri | 7 |
| | Shaun Del Grande | 7 |
| 1985 | Mike Getchell | 13 |
| 1984 | Dale Ervine | 14 |
| 1983 | Dale Ervine | 13 |
| 1982 | Roland Schmid | 7 |
| | Dale Ervine | 7 |
| 1981 | Mike Getchell | 8 |
| 1980 | Harry Tweedie | 14 |

Goals Against Avg.*

| | | |
|-------|------------------|------|
| 2022 | Nate Crockford | 1.00 |
| 2021 | Justin Garces | 1.16 |
| 20-21 | Justin Garces | 2.07 |
| 2019 | Justin Garces | 1.84 |
| 2018 | Justin Garces | 1.24 |
| 2017 | Kevin Silva | 1.68 |
| 2016 | Juan Cervantes | 1.08 |
| 2015 | Juan Cervantes | 1.22 |
| 2014 | Earl Edwards Jr. | 0.89 |
| 2013 | Earl Edwards Jr. | 1.13 |
| 2012 | Earl Edwards Jr. | 1.22 |
| 2011 | Brian Rowe | 0.75 |
| 2010 | Brian Rowe | 1.06 |
| 2009 | Brian Rowe | 0.85 |
| 2008 | Brian Perk | 0.97 |
| 2007 | Brian Perk | 1.06 |
| 2006 | Eric Reed | 1.10 |
| 2005 | Eric Reed | 0.60 |
| 2004 | Eric Reed | 0.73 |
| 2003 | Zach Wells | 0.52 |
| 2002 | Zach Wells | 0.76 |
| 2001 | Zach Wells | 0.85 |
| 2000 | DJ Countess | 1.02 |
| 1999 | Nick Rimando | 0.78 |
| 1998 | Nick Rimando | 0.66 |
| 1997 | Matt Reis | 0.64 |
| 1996 | Kevin Hartman | 0.87 |
| 1995 | Chris Snitko | 0.66 |
| 1994 | Chris Snitko | 0.68 |
| 1993 | Chris Snitko | 0.72 |
| 1992 | Brad Friedel | 0.58 |
| 1991 | Brad Friedel | 0.66 |
| 1990 | Brad Friedel | 0.56 |
| 1989 | Anton Nistl | 0.53 |
| 1988 | Anton Nistl | 0.80 |
| 1987 | Drew Leonard | 0.80 |
| 1986 | Anton Nistl | 0.53 |
| 1985 | David Vanole | 0.77 |
| 1984 | David Vanole | 1.05 |
| 1983 | Tim Harris | 0.83 |
| 1982 | Tim Harris | 1.23 |
| 1981 | Tim Harris | 0.78 |
| 1980 | Tim Harris | 0.64 |

Saves

| | | |
|-------|------------------|-----|
| 2022 | Nate Crockford | 63 |
| 2021 | Justin Garces | 36 |
| 20-21 | Justin Garces | 33 |
| 2019 | Justin Garces | 58 |
| 2018 | Justin Garces | 34 |
| 2017 | Kevin Silva | 62 |
| 2016 | Kevin Silva | 60 |
| 2015 | Juan Cervantes | 31 |
| 2014 | Earl Edwards Jr. | 70 |
| 2013 | Earl Edwards Jr. | 73 |
| 2012 | Earl Edwards Jr. | 61 |
| 2011 | Brian Rowe | 69 |
| 2010 | Brian Rowe | 91 |
| 2009 | Brian Perk | 53 |
| 2008 | Brian Perk | 75 |
| 2007 | Brian Perk | 84 |
| 2006 | Eric Reed | 62 |
| 2005 | Eric Reed | 59 |
| 2004 | Eric Reed | 37 |
| 2003 | Zach Wells | 76 |
| 2002 | Zach Wells | 90 |
| 2001 | Zach Wells | 101 |
| 2000 | DJ Countess | 81 |
| 1999 | Nick Rimando | 72 |
| 1998 | Nick Rimando | 62 |
| 1997 | Matt Reis | 75 |
| 1996 | Kevin Hartman | 65 |
| 1995 | Chris Snitko | 54 |
| 1994 | Chris Snitko | 75 |
| 1993 | Chris Snitko | 43 |
| 1992 | Brad Friedel | 44 |
| 1991 | Brad Friedel | 52 |
| 1990 | Brad Friedel | 97 |
| 1989 | Anton Nistl | 89 |
| 1988 | Anton Nistl | 58 |
| 1987 | Anton Nistl | 36 |
| 1986 | Anton Nistl | 78 |
| 1985 | David Vanole | 89 |
| 1984 | David Vanole | 90 |
| 1983 | Tim Harris | 86 |
| 1982 | Tim Harris | 40 |
| 1981 | Tim Harris | 88 |

Year-By-Year Team Statistics

| Year | GP | W | L | T | Pct. | Fl | CK | Y-R | Sh | Gl | A | Pts | GA | GAA | Sv | SO |
|---------|----|----|----|---|------|-----|-----|------|-----|----|----|-----|----|------|-----|----|
| 2022 | 20 | 12 | 7 | 1 | .625 | 185 | 77 | 30-1 | 171 | 26 | 33 | 85 | 20 | 1.00 | 67 | 8 |
| 2021 | 19 | 11 | 7 | 1 | .605 | 177 | 88 | 24-2 | 204 | 33 | 42 | 108 | 25 | 1.30 | 70 | 4 |
| 2020-21 | 12 | 3 | 7 | 2 | .333 | 116 | 79 | 12-2 | 117 | 14 | 16 | 44 | 27 | 2.06 | 38 | 1 |
| 2019 | 18 | 6 | 9 | 3 | .417 | 189 | 93 | 29-1 | 177 | 29 | 34 | 92 | 38 | 2.01 | 63 | 2 |
| 2018 | 19 | 10 | 9 | 0 | .526 | 244 | 99 | 39-1 | 259 | 25 | 24 | 74 | 22 | 1.15 | 46 | 6 |
| 2017 | 18 | 7 | 10 | 1 | .417 | 204 | 93 | 31-3 | 223 | 24 | 17 | 65 | 32 | 1.74 | 65 | 4 |
| 2016 | 20 | 10 | 8 | 2 | .550 | 207 | 104 | 30-2 | 261 | 36 | 38 | 110 | 29 | 1.41 | 87 | 5 |
| 2015 | 21 | 11 | 9 | 1 | .548 | 307 | 119 | 36-3 | 317 | 47 | 39 | 133 | 33 | 1.51 | 49 | 4 |
| 2014 | 24 | 14 | 4 | 6 | .708 | 304 | 111 | 37-1 | 239 | 39 | 36 | 114 | 24 | 0.92 | 73 | 8 |
| 2013 | 20 | 12 | 3 | 5 | .725 | 249 | 86 | 29-3 | 233 | 38 | 42 | 118 | 24 | 1.13 | 84 | 7 |
| 2012 | 19 | 13 | 3 | 3 | .763 | 268 | 101 | 27-0 | 258 | 33 | 45 | 111 | 23 | 1.16 | 79 | 6 |
| 2011 | 24 | 18 | 4 | 2 | .792 | 239 | 118 | 20-2 | 321 | 43 | 63 | 149 | 20 | 0.81 | 74 | 12 |
| 2010 | 22 | 16 | 5 | 1 | .750 | 256 | 118 | 25-0 | 356 | 40 | 52 | 132 | 25 | 1.10 | 93 | 9 |
| 2009 | 20 | 12 | 4 | 4 | .700 | 244 | 110 | 21-2 | 244 | 31 | 42 | 104 | 18 | 0.86 | 80 | 6 |
| 2008 | 21 | 10 | 5 | 6 | .619 | 263 | 128 | 25-2 | 281 | 37 | 45 | 119 | 24 | 1.07 | 86 | 8 |
| 2007 | 21 | 9 | 9 | 3 | .500 | 298 | 113 | 23-1 | 232 | 26 | 18 | 70 | 25 | 1.00 | 90 | 6 |
| 2006 | 24 | 14 | 6 | 4 | .667 | 324 | 128 | 29-1 | 292 | 46 | 42 | 134 | 29 | 1.15 | 96 | 6 |
| 2005 | 20 | 12 | 5 | 3 | .675 | 309 | 109 | 18-2 | 237 | 28 | 30 | 86 | 14 | 0.67 | 68 | 14 |
| 2004 | 20 | 14 | 4 | 2 | .750 | 308 | 143 | 21-1 | 299 | 37 | 36 | 112 | 17 | 0.82 | 56 | 8 |
| 2003 | 23 | 20 | 2 | 1 | .891 | 352 | 132 | 23-1 | 353 | 55 | 62 | 172 | 12 | 0.52 | 87 | 16 |
| 2002 | 24 | 18 | 3 | 3 | .813 | 382 | 119 | 35-2 | 317 | 53 | 56 | 162 | 19 | 0.76 | 96 | 9 |
| 2001 | 23 | 12 | 7 | 4 | .609 | 439 | 133 | 37-4 | 377 | 36 | 30 | 102 | 22 | 0.88 | 104 | 9 |
| 2000 | 19 | 12 | 7 | 0 | .632 | 297 | 115 | 31-0 | 249 | 40 | 29 | 109 | 20 | 1.01 | 83 | 6 |
| 1999 | 22 | 19 | 3 | 0 | .864 | 378 | 136 | 30-1 | 375 | 53 | 70 | 176 | 18 | 0.76 | 75 | 9 |
| 1998 | 21 | 17 | 4 | 0 | .810 | 325 | 125 | 29-0 | 343 | 49 | 57 | 155 | 14 | 0.66 | 71 | 12 |
| 1997 | 24 | 22 | 2 | 0 | .917 | 403 | 153 | 35-1 | 360 | 67 | 69 | 203 | 14 | 0.57 | 87 | 14 |
| 1996 | 20 | 16 | 4 | 0 | .800 | 324 | 135 | 17-0 | 276 | 47 | 60 | 154 | 16 | 0.76 | 71 | 11 |
| 1995 | 22 | 18 | 3 | 1 | .841 | 368 | 127 | 31-2 | 306 | 62 | 76 | 200 | 13 | 0.57 | 54 | 14 |
| 1994 | 23 | 18 | 5 | 0 | .783 | 472 | 98 | 43-3 | 339 | 57 | 59 | 173 | 25 | 1.01 | 89 | 8 |
| 1993 | 21 | 18 | 3 | 0 | .857 | 332 | 138 | 28-0 | 379 | 60 | 65 | 185 | 16 | 0.75 | 51 | 13 |
| 1992 | 19 | 13 | 3 | 3 | .763 | 367 | 140 | 21-0 | 325 | 38 | 40 | 116 | 12 | 0.58 | 44 | 10 |
| 1991 | 22 | 18 | 4 | 0 | .818 | 375 | 114 | 14-0 | 462 | 63 | 70 | 195 | 14 | 0.62 | 56 | 11 |
| 1990 | 24 | 19 | 1 | 4 | .875 | 399 | 128 | 29-1 | 488 | 63 | 72 | 198 | 16 | 0.58 | 100 | 11 |
| 1989 | 23 | 18 | 4 | 1 | .804 | 455 | 139 | 25-2 | 477 | 49 | 48 | 146 | 13 | 0.52 | 90 | 16 |
| 1988 | 22 | 13 | 5 | 4 | .682 | 376 | 109 | 18-2 | 362 | 44 | 42 | 130 | 18 | 0.78 | 60 | 11 |
| 1987 | 22 | 14 | 7 | 1 | .659 | 437 | 107 | 17-2 | 359 | 38 | 43 | 117 | 25 | 1.10 | 62 | 6 |
| 1986 | 22 | 16 | 1 | 5 | .830 | 429 | 148 | 12-2 | 490 | 59 | 64 | 182 | 13 | 0.55 | 78 | 11 |
| 1985 | 25 | 20 | 1 | 4 | .880 | 486 | 151 | 25-0 | 506 | 55 | 54 | 164 | 19 | 0.70 | 91 | 11 |
| 1984 | 24 | 19 | 3 | 2 | .833 | 486 | 142 | 28-2 | 475 | 65 | 64 | 194 | 28 | 1.12 | 114 | 10 |
| 1983 | 22 | 17 | 2 | 3 | .841 | 366 | 89 | 15-1 | 502 | 61 | 47 | 169 | 19 | .083 | 86 | 11 |
| 1982 | 20 | 16 | 4 | 0 | .800 | 396 | 101 | 23-2 | 394 | 52 | 40 | 144 | 21 | 1.02 | 61 | 7 |
| 1981 | 20 | 12 | 5 | 3 | .675 | 306 | 92 | 19-2 | 322 | 50 | 37 | 137 | 15 | 0.73 | 93 | 12 |
| 1980 | 22 | 18 | 2 | 2 | .863 | 479 | 114 | 24-4 | 353 | 55 | 51 | 161 | 23 | 1.00 | 74 | 9 |
| 1979 | 28 | 15 | 10 | 3 | .589 | — | — | — | — | 44 | — | — | 29 | — | — | 10 |
| 1978 | 23 | 14 | 8 | 1 | .630 | — | — | — | — | 49 | — | — | 32 | — | — | 9 |
| 1977 | 26 | 19 | 5 | 2 | .769 | — | — | — | — | 79 | — | — | 24 | — | — | 14 |
| 1976 | 19 | 13 | 5 | 1 | .711 | — | — | — | — | 38 | — | — | 16 | — | — | 9 |
| 1975 | 19 | 11 | 6 | 2 | .666 | — | — | — | — | 47 | — | — | 37 | — | — | 3 |
| 1974 | 22 | 15 | 3 | 4 | .773 | — | — | — | — | 56 | — | — | 22 | — | — | 10 |
| 1973 | 24 | 19 | 1 | 4 | .875 | — | — | — | — | 85 | — | — | 23 | — | — | 8 |
| 1972 | 18 | 13 | 2 | 3 | .806 | — | — | — | — | 46 | — | — | 20 | — | — | 7 |
| 1971 | 20 | 18 | 2 | 0 | .900 | — | — | — | — | 96 | — | — | 20 | — | — | 8 |
| 1970 | 17 | 16 | 1 | 0 | .941 | — | — | — | — | 86 | — | — | 21 | — | — | 3 |
| 1969 | 16 | 15 | 1 | 0 | .938 | — | — | — | — | 83 | — | — | 19 | — | — | 3 |
| 1968 | 14 | 11 | 2 | 2 | .800 | — | — | — | — | 60 | — | — | 16 | — | — | 5 |
| 1967 | 14 | 12 | 1 | 1 | .893 | — | — | — | — | 63 | — | — | 10 | — | — | 5 |

Administrator Biographies



Martin Jarmond

Director of Athletics
4th year
UNC-Wilmington, '01

Martin Jarmond, a nationally recognized leader in college athletics, has built an impressive track record of competitive excellence, innovative strategy and student athlete success.

A two-time recipient of Sports Business Journal's Forty Under 40 Award with 20 years in sports administration spanning three conferences, Jarmond has guided UCLA to new heights through his culture of an E.L.I.T.E. mindset – Energy, Leadership, Integrity, Toughness and Excellence.

Jarmond's results-driven strategies combined with a relentless work ethic to elevate UCLA Athletics has helped to create an exceptional experience for student-athletes and fans alike. Over Jarmond's first three years in Westwood, UCLA has won three NCAA championships in the sports of men's water polo (2020), women's soccer (2022) and men's volleyball (2023). In June of 2022, Jarmond worked closely with campus leadership while playing a critical role in UCLA Athletics applying and being accepted for future membership in the Big Ten Conference. One of the most important announcements in the history of UCLA Athletics, the Bruins will join the Big Ten Conference in 2024.

Jarmond was hired on May 19, 2020, as UCLA's Alice and Nahum Lainer Family Director of Athletics, becoming the ninth athletic director in school history. He made an immediate impact on the Bruins, jumpstarting the Voting Matters Initiative, the first of its kind in the country which assisted student-athletes in discovering the tools needed to exact meaningful change through civic duty. Jarmond engineered a partnership between UCLA and Nike/Jordan Brand, becoming only the fifth Jordan brand school in the nation and the first partnership with Nike in UCLA history. The six-year agreement between UCLA and Nike provides for 22 of the 25 UCLA varsity sports with Nike apparel, while football, men's basketball and women's basketball don Jordan Brand. Jarmond exhibits a strong commitment to mental health awareness and his emphasis on diversity and inclusion was recognized in a 2021 SBJ award for being a national leader in diversity and inclusive hiring. He was the Pac-12 Conference representative to the NCAA Division I Men's Basketball Committee for 2021-22.

Through Jarmond's instrumental leadership, UCLA has positioned itself at the forefront of a rapidly-changing collegiate athletics landscape. In the burgeoning area of Name, Image and Likeness, Jarmond and UCLA Athletics launched the "Westwood Ascent," which is a comprehensive NIL program that supports UCLA's student-athletes, helping them build their personal brands and maximize their NIL opportunities. In addition, the "Westwood Exchange" was established as a free business registry designed for companies, donors, fans and alumni that want to connect with UCLA's student-athletes interested in capitalizing on their NIL.

Extensive work by Jarmond and his staff throughout the COVID-19 pandemic ensured that all Bruin teams could compete safely during the 2020-21 academic year. UCLA's athletic teams won four conference titles that year and the men's water polo program won its 12th national championship in the spring of 2021. The men's basketball team embarked on a remarkable journey, advancing from the First Four to the 2021 NCAA Final Four, UCLA's first national semifinal appearance since 2008. These athletic achievements were balanced by record numbers of student-athletes earning spots on the conference all-academic squads, with 49 individuals earning a perfect 4.0 GPA for the Winter Quarter, and 131 student-athletes earning their UCLA degrees. For the first time ever, the Bruins produced multiple winners of the NCAA Elite 90 Award. Four student-athletes were recognized by CoSIDA as Academic All-Americans.

Jarmond came to UCLA from Boston College, where he served as the school's Director of Athletics for three years. During his time there, he orchestrated the Eagles' first-ever strategic plan, a comprehensive five-year goal to advance the program by fostering student-athlete formation, strengthening competitive excellence, increasing external engagement and enhancing facilities. The strategic plan was supported by BC's first-ever athletics-only capital campaign, at the time, the largest campaign of any Atlantic Coast Conference institution at \$150 million. Jarmond hired high-impact coaches in football, women's basketball, softball, volleyball, swimming & diving, men's soccer, women's soccer and fencing. Jarmond served on the NCAA Division I Men's Basketball Oversight Committee and on the John McLendon Minority Scholarship Foundation Board of Directors.

Prior to joining Boston College in 2017 and becoming the youngest athletic director of any Power Five institution at age 37, Jarmond previously served as deputy director of athletics at Ohio State, moving up the ranks after arriving as an associate athletic director for development in 2009. During his time at Ohio State, he was the lead administrator for a variety of sports, including football and men's basketball, and directed external and internal relations and day-to-day operations. He also had responsibility for football scheduling, served on the NCAA Division I Women's Golf Committee, and was a member of the inaugural College Football Playoff National Championship Advisory Group and the Rose Bowl Advisory Committee. As Ohio State Athletics' chief advancement officer, Jarmond helped raise more than \$120 million between 2010-2012.

Jarmond was also an assistant athletic director for development for seven years at Michigan State, where he served on the athletic director's executive leadership team. He was a key member of the \$1.2 billion "Campaign for MSU" development team and a liaison between Michigan State's university development and alumni association leadership. Jarmond led the efforts to implement Scholarship Seating in football and Courtside seating in men's basketball.

A native of Fayetteville, North Carolina, Jarmond, 42, earned a bachelor's degree in communication studies from the University of North Carolina at Wilmington. A two-year captain of the men's basketball team, he led his team to the program's first-ever NCAA tournament appearance in 2000 and earned Colonial Athletic Association All-Academic honors in 2001. He holds both a M.B.A. and a master's in sports administration from Ohio University. Jarmond is married to Dr. Jessica Jarmond, a dentist. They have three daughters: Scarlett, Savannah and Serena.



Gavin Crew

Associate Athletic Director
8th Year
UCLA '99

Gavin Crew was named Associate Athletic Director for Sports and Administration in April 2016. He has spent over a decade with the Bruins, from 2001-2005 and

2008-present.

Crew oversees seven sports in his role - men's soccer, men's volleyball, women's swimming & diving, men's cross country, women's cross country, men's track & field (indoor and outdoor) and women's track & field (indoor and outdoor). Additionally, he supervises the Camps & Clinics office.

In his first stint in the UCLA Athletics Department, he oversaw the expansion of the Camps & Clinics office to a year-round business operation, managing the growing demand for athletic camp operations in Westwood. From 2005-2008, Crew worked with Excel Sports Officiating to help train and work with officials, umpires and referees in all sports and at all levels. Upon his return to UCLA in 2008, Crew once again oversaw the camp office and added championship coordinator to his plate. In addition to continuing the growth of the camp operation into a \$3 million revenue generator for the Athletic Department, he has also executed several major NCAA, Pac-12 and MPSF Championships on campus, including the 2013 NCAA National Collegiate Gymnastics Championship, 2013 NCAA National Collegiate Men's Volleyball Championship, 2015 Pac-12 Track & Field Championship, 2014 and 2016 NCAA Women's Basketball 1st/2nd Rounds, 2015 NCAA National Collegiate Men's Water Polo Championships, and the 2016 NCAA National Collegiate Women's Water Polo Championships.

Crew graduated with a degree in Political Science from UCLA in 1999.

Originally from Irvine, Calif., Crew lives in the Silver Lake neighborhood with his wife, Cassidy.



Dr. Gene Block

Chancellor
16th Year
Stanford '77

A champion of high-quality, accessible public higher education, Gene Block has served as chancellor of UCLA—overseeing the university's three-part mission of education, research and service—since 2007.

Under Chancellor Block's leadership, UCLA has greatly enhanced its position as a national leader in enrolling undergraduates who come from low-income backgrounds, have been traditionally underrepresented in higher education or are among the first in their families to go to college. During his tenure, UCLA has also become the most applied-to university in the nation, has advanced in rankings in nearly every discipline, has significantly deepened its international partnerships and engagement with alumni, and now receives more than \$1.6 billion annually in research grants.

An expert in neuroscience, Chancellor Block holds faculty appointments in psychiatry and biobehavioral sciences in the David Geffen School of Medicine at UCLA and the UCLA College. His research focuses on the neurobiology of circadian rhythms.

Before becoming UCLA chancellor, Block spent 29 years at the University of Virginia, where he was most recently vice president and provost. He has served on the executive boards of several leading organizations, including the Association of American Universities and National Collegiate Athletic Association. He is currently chair of the Association of Pacific Rim Universities and is a member of the American Academy of Arts and Sciences and a fellow of the American Association for the Advancement of Science.