




**DAVE LEMONDS**

**1968 The Sporting News  
National Player of the Year**


- Lemonds' No. 22 jersey was retired in a ceremony prior to the start of the April 13, 1996, game with Clemson.
- Earned player of the year honors after compiling a 7-1 record with a 1.49 ERA.
- Struck out 96 batters in just 72 1/3 innings.
- Also earned first-team All-America and All-ACC honors.
- Selected by the Chicago Cubs in the first round of the 1968 draft and posted a 2.99 ERA in 99 1/3 big-league innings.



**B.J. SURHOFF**

**1985 The Sporting News  
National Player of the Year**

- Surhoff's No. 9 jersey is one of two retired numbers at Carolina.
- Earned player of the year honors with a .388 average, 14 home runs, 19 doubles and 57 RBI.
- Only player in UNC history to earn first-team All-America honors in back-to-back seasons.
- Won the 1985 Anthony J. McKeelin Award as the ACC's top athlete that year.
- Selected No. 1 overall by the Milwaukee Brewers in the 1985 draft and hit .282 over 19 seasons with the Brewers, Orioles and Braves.




**ANDREW MILLER**

**2006 Baseball America  
National Player of the Year**

- Went 13-2 with a 2.48 ERA and a school-record 133 strikeouts to claim player of the year honors.
- Won the 2006 Roger Clemens Award as the nation's top pitcher.
- Also picked up first-team All-America, ACC Pitcher of the Year and first-team All-ACC accolades.
- Won UNC's Patterson Medal as the school's top male athlete.
- Selected No. 6 overall by the Detroit Tigers in the 2006 draft and made his major league debut in Yankee Stadium Aug. 30, 2006.

Roger Clemens Award





## YEAR-BY-YEAR ALL-AMERICAS

1948	Emmett Cheek, C	ABCA, 1st
1949	Rip Ryan, SS	ABCA, 1st
1949	Sid Varney, C	ABCA, 2nd
1955	Connie Gravitte, OF	ABCA, 2nd
1957	Jim Raugh, P	ABCA, 3rd
1960	Wayne Young, P	ABCA, 2nd
1961	Jim Mooring, OF	ABCA, 1st
1964	Bill Haywood, P	ABCA, 2nd
1966	Danny Talbott, 1B	ABCA, 2nd; TSN, 1st
1968	Dave Lemonds, P	ABCA, 1st; TSN, 1st
1978	Greg Norris, P	ABCA, 1st
1980	Scott Bradley, 3B	ABCA, 2nd
1981	Scott Bradley, C	ABCA, 3rd
1983	Scott Bankhead, P	ABCA, 3rd
1984	Scott Bankhead, P	ABCA, 1st; BA, 1st
1984	B.J. Surhoff, C	ABCA, 1st; BA, 2nd; TSN, 1st
1985	B.J. Surhoff, C	ABCA, 1st; BA, 1st
1989	John Thoden, P	BA, 3rd
1989	Jesse Levis, C	ABCA, 3rd
1990	Steve Estroff, 1B	BA, 2nd
1993	Thad Chrismon, P	CB, 1st
1994	Cookie Massey, DH	ABCA, 2nd; NCBWA, 2nd; CB, 2nd
1994	Thad Chrismon, P	CB, 2nd
1994	Manny DaSilva, C	CB, 2nd
1996	Michael Stoner, 1B	CB, 2nd
1997	Brian Roberts, SS	NCBWA, 2nd; CB, 3rd
1998	Brian Roberts, SS	NCBWA, 1st; CB, 2nd; TSN, 2nd
2000	Derrick DePriest, P	NCBWA, 2nd; CB, 3rd
2000	Tyrell Godwin, OF	NCBWA, 2nd; BA, 3rd; CB, 3rd
2002	Russ Adams, IF	BA, 1st; NCBWA, 3rd
2002	Adam Greenberg, OF	BA, 3rd
2002	Chris Maples, 3B	CB, 1st; BA, 2nd
2003	Jeremy Cleveland, OF	CB, 2nd
2004	Marshall Hubbard, OF	SW, 1st; NCBWA, 2nd; BA, 3rd; CB, 3rd
2004	Chris Iannetta, C	BA, 3rd; CB, 3rd
2006	Josh Horton, SS	BA, 2nd; CB, 3rd
2006	Andrew Miller, P	ABCA, 1st; BA, 1st; CB, 1st; NCBWA, 1st
2007	Dustin Ackley, 1B	ABCA, 3rd; BA, 3rd; CB, 3rd; NCBWA, 3rd
2007	Andrew Carignan, P	NCBWA, 1st; ABCA, 2nd; BA, 3rd; CB, 3rd

ABCA: Coaches; NCBWA: Writers; BA: Baseball America; CB: Collegiate Baseball; TSN: The Sporting News; SW: USA Today Sports Weekly

### DUSTIN ACKLEY, 1B

3RD, ABCA (2007) • 3RD, BASEBALL AMERICA (2007) • 3RD, COLLEGIATE BASEBALL (2007) • 3RD, NCBWA (2007)

Year	AVG.	G	AB	R	H	2B	3B	HR	RBI
2007	.402	73	296	70	119	20	3	10	74
<b>Totals</b>	<b>.402</b>	<b>73</b>	<b>296</b>	<b>70</b>	<b>119</b>	<b>20</b>	<b>3</b>	<b>10</b>	<b>74</b>

### RUSS ADAMS, SS/3B/2B

1ST, BASEBALL AMERICA (2002) • 3RD, NCBWA (2002)

Year	AVG.	G	AB	R	H	2B	3B	HR	RBI
2000	.322	50	143	26	46	7	1	0	19
2001	.331	57	239	52	79	13	2	1	41
2002	.370	63	254	75	94	20	3	7	55
<b>Totals</b>	<b>.344</b>	<b>170</b>	<b>636</b>	<b>153</b>	<b>219</b>	<b>40</b>	<b>6</b>	<b>8</b>	<b>115</b>

### SCOTT BANKHEAD, P

3RD, ABCA (1983) • 1ST, ABCA (1984) • 1ST, BASEBALL AMERICA (1984)

Year	ERA	W-L	Sv	G/GS	IP	H	BB	K
1982	4.11	4-3	0	11/11	61.1	58	32	48
1983	2.38	9-0	0	11/11	75.2	54	22	85
1984	1.50	11-0	0	14/14	96.0	65	29	124
<b>Totals</b>	<b>2.47</b>	<b>24-3</b>	<b>0</b>	<b>36/36</b>	<b>233.0</b>	<b>177</b>	<b>83</b>	<b>257</b>

### SCOTT BRADLEY, C/3B

2ND, ABCA (1980) • 3RD, ABCA (1981)

Year	AVG.	G	AB	R	H	2B	3B	HR	RBI
1979	.309	49	204	28	53	11	3	2	31
1980	.386	56	249	59	96	22	2	10	63
1981	.352	51	216	42	76	11	2	12	50
<b>Totals</b>	<b>.336</b>	<b>156</b>	<b>669</b>	<b>129</b>	<b>225</b>	<b>44</b>	<b>7</b>	<b>24</b>	<b>144</b>

### ANDREW CARIGNAN, P

1ST, NCBWA (2007) • 2ND, ABCA (2007) • 3RD, BASEBALL AMERICA (2007) • 3RD, COLLEGIATE BASEBALL (2007)

Year	ERA	W-L	Sv	G/GS	IP	H	BB	K
2005	3.68	0-0	0	17/0	22.0	20	16	24
2006	3.21	2-3	15	32/0	33.2	18	15	44
2007	1.43	2-1	18	40/0	63.0	39	28	69
<b>Totals</b>	<b>2.35</b>	<b>4-4</b>	<b>33</b>	<b>89/0</b>	<b>118.2</b>	<b>77</b>	<b>59</b>	<b>137</b>

### EMMETT CHEEK, C

1ST, ABCA (1948)  
STATISTICS UNAVAILABLE

### THAD CHRISMON, P

1ST, COLLEGIATE BASEBALL (1993)  
2ND, COLLEGIATE BASEBALL (1994)

Year	ERA	W-L	Sv	G/GS	IP	H	BB	K
1992	3.34	8-3	1	32/5	113.1	109	46	70
1993	2.93	5-3	18	38/1	89.0	66	25	95
1994	2.37	6-2	10	35/0	64.2	46	23	53
1995	2.86	7-4	12	36/0	63.0	60	20	61
<b>Totals</b>	<b>2.95</b>	<b>26-12</b>	<b>41</b>	<b>141/6</b>	<b>330.0</b>	<b>281</b>	<b>114</b>	<b>279</b>

Russ Adams



### JEREMY CLEVELAND, OF

2ND, COLLEGIATE BASEBALL (2003)

Year	AVG.	G	AB	R	H	2B	3B	HR	RBI
2001	.277	55	202	38	56	10	0	2	34
2002	.333	51	171	32	57	11	0	10	31
2003	.410	65	251	74	103	20	1	19	65
<b>Totals</b>	<b>.346</b>	<b>171</b>	<b>624</b>	<b>144</b>	<b>216</b>	<b>41</b>	<b>1</b>	<b>31</b>	<b>130</b>

### MANNY DASILVA, C

2ND, COLLEGIATE BASEBALL (1994)

Year	AVG.	G	AB	R	H	2B	3B	HR	RBI
1992	.293	49	164	39	48	14	0	5	30
1993	.339	62	224	45	76	12	3	15	66
1994	.399	55	233	61	93	12	1	14	46
<b>Totals</b>	<b>.349</b>	<b>166</b>	<b>621</b>	<b>145</b>	<b>217</b>	<b>38</b>	<b>4</b>	<b>34</b>	<b>142</b>

### DERRICK DEPRIEST, P

2ND, NCBWA (2000) • 3RD, COLLEGIATE BASEBALL (2000)

Year	ERA	W-L	Sv	G/GS	IP	H	BB	K
1997	5.92	1-0	0	9/4	24.1	30	6	13
1998	3.15	7-3	7	44/1	114.1	112	35	76
1999	1.71	7-6	7	36/1	73.2	73	22	72
2000	2.89	4-5	12	35/1	74.2	69	31	66
<b>Totals</b>	<b>2.95</b>	<b>19-14</b>	<b>26</b>	<b>124/7</b>	<b>285.6</b>	<b>284</b>	<b>94</b>	<b>227</b>

### STEVE ESTROFF, 1B

2ND, BASEBALL AMERICA (1990)

Year	AVG.	G	AB	R	H	2B	3B	HR	RBI
1988	.204	25	49	9	10	1	1	2	9
1989	.268	47	138	20	37	10	0	3	18
1990	.389	63	229	51	89	20	3	15	73
1991	.273	42	154	20	42	14	0	2	25
<b>Totals</b>	<b>.312</b>	<b>177</b>	<b>570</b>	<b>100</b>	<b>178</b>	<b>45</b>	<b>4</b>	<b>22</b>	<b>125</b>

### TYRELL GODWIN, OF

2ND, NCBWA (2000) • 3RD, BASEBALL AMERICA (2000)  
3RD, COLLEGIATE BASEBALL (2000)

Year	AVG.	G	AB	R	H	2B	3B	HR	RBI
1998	.337	40	83	19	28	8	2	4	17
1999	.371	58	221	56	82	13	5	7	58
2000	.363	57	226	50	82	6	4	11	67
<b>Totals</b>	<b>.362</b>	<b>155</b>	<b>530</b>	<b>125</b>	<b>197</b>	<b>27</b>	<b>11</b>	<b>22</b>	<b>142</b>

### CONNIE GRAVITTE, OF

2ND, ABCA (1955)

Year	AVG.	G	AB	R	H	2B	3B	HR	RBI
1952	.276	16	58	10	16	4	1	3	13
1953	.285	27	105	22	30	8	3	4	20
1954	.346	23	78	25	27	4	1	6	16
1955	.356	24	87	25	31	6	1	7	15
<b>Totals</b>	<b>.317</b>	<b>90</b>	<b>328</b>	<b>82</b>	<b>104</b>	<b>22</b>	<b>6</b>	<b>20</b>	<b>64</b>

Tyrell Godwin





# ALL-AMERICA SELECTIONS



**Chris Iannetta**

**ADAM GREENBERG, OF**  
3RD, BASEBALL AMERICA (2002)

Year	AVG.	G	AB	R	H	2B	3B	HR	RBI
2000	.386	61	254	69	98	15	7	8	39
2001	.310	57	210	52	65	13	3	2	30
2002	.337	64	267	80	90	17	7	17	57
Totals	.324	182	731	201	253	45	17	27	126

**BILL HAYWOOD, P**  
2ND, ABCA (1964)

Year	ERA	W-L	Sv	G/GS	IP	H	BB	K
1963	1.65	6-4	-	16/4	71.0	62	15	62
1964	1.13	10-1	-	16/4	87.1	55	24	83
Totals	1.36	16-5	-	32/8	158.1	117	39	145

**MARSHALL HUBBARD, OF**

1ST, USA TODAY SPORTS WEEKLY (2004) • 2ND NCBWA (2004) • 3RD, BASEBALL AMERICA (2004) • 3RD, COLLEGIATE BASEBALL (2004)

Year	AVG.	G	AB	R	H	2B	3B	HR	RBI
2004	.352	64	250	55	88	21	3	17	83
Totals	.352	64	250	55	88	21	3	17	83

**JOSH HORTON, SS**

2ND, BASEBALL AMERICA (2006) • 3RD, COLLEGIATE BASEBALL (2006)

Year	AVG.	G	AB	R	H	2B	3B	HR	RBI
2005	.347	58	193	29	67	11	3	2	35
2006	.395	68	271	62	107	17	1	7	59
2007	.335	73	269	66	90	18	6	9	53
Totals	.360	199	733	157	264	46	10	18	147

**CHRIS IANNETTA, C**

3RD, BASEBALL AMERICA (2004) • 3RD, COLLEGIATE BASEBALL (2004)

Year	AVG.	G	AB	R	H	2B	3B	HR	RBI
2002	.333	51	165	35	55	7	0	9	34
2003	.319	65	232	44	74	13	2	8	55
2004	.336	64	244	61	82	19	0	15	71
Totals	.329	180	641	140	211	39	2	32	160

**DAVE LEMONDS, P**

1ST, ABCA (1968) • 1ST, THE SPORTING NEWS (1968)

Year	ERA	W-L	Sv	G/GS	IP	H	BB	K
1968	1.49	7-1	-	13/8	72.1	41	39	96
Totals	1.49	7-1	-	13/8	72.1	41	39	96

**JESSE LEVIS, C**

3RD, ABCA (1989)

Year	AVG.	G	AB	R	H	2B	3B	HR	RBI
1987	.344	43	122	35	42	12	0	1	18
1988	.317	60	205	47	65	13	0	10	37
1989	.341	60	229	41	78	11	0	6	38
Totals	.333	163	556	123	185	36	0	17	93

**CHRIS MAPLES, 3B**

1ST, COLLEGIATE BASEBALL (2002) • 2ND, BASEBALL AMERICA (2002)

Year	AVG.	G	AB	R	H	2B	3B	HR	RBI
1999	.240	36	25	7	6	0	0	2	11
2000	.306	53	111	21	34	9	1	0	21
2001	.288	57	198	35	57	11	1	7	39
2002	.347	64	274	62	95	24	1	23	79
Totals	.316	210	608	125	192	44	3	32	150

**COOKIE MASSEY, DH**

2ND, COLLEGIATE BASEBALL (1994) • 2ND, ABCA (1994) • 2ND, NCBWA (1994)

Year	AVG.	G	AB	R	H	2B	3B	HR	RBI
1993	.283	62	223	44	63	12	0	18	50
1994	.345	46	197	56	68	17	0	22	49
Totals	.312	108	420	100	131	29	0	40	99

**ANDREW MILLER, P**

1ST, ABCA (2006) • 1ST BASEBALL AMERICA (2006) • 1ST, COLLEGIATE BASEBALL (2006) • 1ST, NCBWA (2006)

Year	ERA	W-L	Sv	G/GS	IP	H	BB	K
2004	2.93	6-3	0	18-15	89.0	64	48	88
2005	2.98	8-4	0	16-16	96.2	78	52	104
2006	2.48	13-2	1	20-18	123.1	100	40	133
Totals	2.77	27-9	1	54-49	309.0	242	140	325

**JIM MOORING, OF**

1ST, ABCA (1961)

Year	AVG.	G	AB	R	H	2B	3B	HR	RBI
1961	.427	19	75	13	32	4	3	3	21
Totals	.427	19	75	13	32	4	3	3	21

**GREG NORRIS, P**

1ST, ABCA (1978)

Year	ERA	W-L	Sv	G/GS	IP	H	BB	K
1977	2.64	4-0	-	9/7	61.1	40	31	64
1978	1.75	14-2	-	16/16	133.2	78	65	118
1979	4.18	5-4	-	15/8	60.1	52	49	55
Totals	2.54	23-6	-	40/31	255.1	170	145	237

**JIM RAUGH, P**

3RD, ABCA (1957)

Year	ERA	W-L	Sv	G	IP	H	BB	K
1955	2.70	5-5	-	12	82.0	71	27	61
1956	2.71	6-4	-	14	80.0	62	31	59
1957	1.81	7-3	-	13	93.2	58	28	81
Totals	2.39	18-12	-	39	255.2	191	86	201

**BRIAN ROBERTS, SS**

2ND, NCBWA (1997) • 3RD, COLLEGIATE BASEBALL (1997) • 1ST, NCBWA (1998) • 2ND, COLLEGIATE BASEBALL (1998) • 2ND, THE SPORTING NEWS (1998)

Year	AVG.	G	AB	R	H	2B	3B	HR	RBI
1997	.427	60	239	63	102	24	1	8	44
1998	.353	65	258	79	91	21	2	13	49
Totals	.388	125	497	142	193	45	3	21	93



Danny Talbott

**RIP RYAN, SS**

1ST, ABCA (1949)

Year	AVG.	G	AB	R	H	2B	3B	HR	RBI
1947	N/A								
1948	N/A								
1949	.359	-	117	29	42	6	8	1	25

**MICHAEL STONER, 1B**

2ND, COLLEGIATE BASEBALL (1996)

Year	AVG.	G	AB	R	H	2B	3B	HR	RBI
1995	.320	61	253	47	81	15	1	12	41
1996	.346	56	228	55	79	14	2	20	65
Totals	.333	117	481	102	160	29	3	32	106

**B.J. SURHOFF, C**

1ST, ABCA (1984) • 1ST, THE SPORTING NEWS (1984) • 2ND, BASEBALL AMERICA (1984) • 1ST, ABCA (1985) • 1ST, BASEBALL AMERICA (1985)

Year	AVG.	G	AB	R	H	2B	3B	HR	RBI
1983	.386	52	207	45	80	16	3	7	49
1984	.400	57	245	65	98	11	5	11	51
1985	.388	58	224	77	87	19	0	14	57
Totals	.392	167	676	187	265	46	8	32	157

**DANNY TALBOTT, 1B**

1ST, THE SPORTING NEWS (1966) • 2ND, ABCA (1966)

Year	AVG.	G	AB	R	H	2B	3B	HR	RBI
1965	.362	28	105	11	38	12	2	1	24
1966	.395	34	129	23	51	10	3	3	21
1967	.305	27	105	20	32	3	3	0	18
Totals	.357	89	339	54	121	25	8	4	63

**JOHN THODEN, P**

3RD, BASEBALL AMERICA (1989)

Year	ERA	W-L	Sv	G/GS	IP	H	BB	K
1987	5.14	1-0	0	7/7	35.0	38	13	26
1988	2.86	7-3	0	13/12	85.0	90	23	61
1989	2.42	12-1	0	19/19	133.2	110	25	98
Totals	2.94	20-4	0	39/40	253.2	238	61	185

**SID VARNEY, C**

2ND, ABCA (1949)

Year	AVG.	G	AB	R	H	2B	3B	HR	RBI
1947	N/A								
1948	N/A								
1949	.360	-	97	16	35	9	2	2	22

**WAYNE YOUNG, P**

2ND, ABCA (1960)

Year	ERA	W-L	Sv	G	IP	H	BB	K
1958	0.90	7-3	-	13	100.1	53	37	78
1959	2.40	6-3	-	12	74.1	67	33	53
1960	1.50	9-3	-	14	108.0	76	29	69
Totals	1.53	22-9	-	39	282.2	196	99	200



Jesse Levis



Brian Roberts



**BASEBALL AMERICA  
NATIONAL PLAYER OF THE YEAR**

2006 Andrew Miller

**THE SPORTING NEWS  
NATIONAL PLAYER OF THE YEAR**

1968 Dave Lemonds  
1985 B.J. Surhoff

**ROGER CLEMENS AWARD**

2006 Andrew Miller

**NATIONAL FRESHMAN OF THE YEAR**

1997 Brian Roberts  
(Baseball America, Collegiate Baseball)  
2007 Dustin Ackley  
(Baseball America, Collegiate Baseball, Rivals)

**BASEBALL AMERICA  
FRESHMAN ALL-AMERICA**

1986 Darin Campbell, SS (1st)  
1987 Michael Hoog, SP (2nd)  
1990 Paul Shuey, RP (1st)  
1997 Brian Roberts, SS (1st)  
2000 Adam Greenberg, OF (1st)  
2002 Chris Iannetta, C (2nd)  
2004 Daniel Bard, SP (2nd)  
Andrew Miller, SP (2nd)  
2006 Tim Federowicz, C (1st)  
2007 Dustin Ackley, 1B (1st)  
Tim Fedroff, OF (2nd)

**COLLEGIATE BASEBALL  
FRESHMAN ALL-AMERICA**

1990 Paul Shuey, P (HM)  
1991 Jay Johnson, P (HM)  
1993 Crandel Coltrane, IF (HM)  
1996 Jarrett Shearin, OF (HM)  
1997 Brian Roberts, SS  
Mike Bynum, SP (HM)  
1998 Dan Moylan, C  
Ryan Earey, 3B  
Ryan Snare, SP (HM)  
2000 Adam Greenberg, OF  
2002 Garry Bakker, SP (HM)  
Chris Iannetta, C (HM)  
2003 Adam Kalkhof, SP  
2004 Daniel Bard, SP  
2005 Chad Flack, 1B  
Josh Horton, SS  
Seth Williams, OF  
2006 Tim Federowicz, C  
2007 Dustin Ackley, 1B  
Tim Fedroff, OF

**NCBWA DISTRICT PLAYER OF THE YEAR**

2007 Dustin Ackley

**ABCA ALL- ATLANTIC REGION\***

2006 Josh Horton, SS (1st)  
Andrew Miller, P (1st)  
2007 Dustin Ackley, 1B (1st)  
Andrew Carignan, P (1st)  
Josh Horton, SS (2nd)  
Adam Warren, P (2nd)

**ALL-COLLEGE WORLD SERIES TEAM**

1978 Mike Fox, 2B  
2006 Jay Cox, OF  
Tim Federowicz, C  
Josh Horton, SS  
2007 Dustin Ackley, 1B  
Andrew Carignan, P  
Tim Fedroff, OF

1st - First Team, 2nd - Second Team,  
HM - Honorable Mention  
\*ABCA records are incomplete.

Josh Horton



Jay Cox



Mike Bynum





Walt Weiss

**ACC 50TH ANNIVERSARY TEAM**

Scott Bankhead  
 Scott Bradley  
 B.J. Surhoff  
 Walt Weiss

**ACC PLAYER OF THE YEAR**

1970 Eddie Hill  
 1978 Greg Norris  
 1979 Jim Atkinson  
 1980 Scott Bradley  
 1998 Brian Roberts

**ACC PITCHER OF THE YEAR**

2006 Andrew Miller

**ACC FRESHMAN OF THE YEAR**

1997 Brian Roberts  
 2000 Adam Greenberg  
 2004 Daniel Bard  
 2007 Dustin Ackley

**ACC COACH OF THE YEAR**

1964 Walter Rabb  
 1989 Mike Roberts

**ACC ATHLETE OF THE YEAR**

1966 Danny Talbott  
 1985 B.J. Surhoff

**ALL-ATLANTIC COAST CONFERENCE**

1954 (1st) Connie Gravitte, OF  
 (2nd) Joe Mosier, 1B; Fred Dale, SS;  
 Joe Morgan, P  
 1955 (1st) Harry Lloyd, UT; Connie Gravitte, OF  
 (2nd) Albert Long, UT; Jim Raugh, P  
 1956 (2nd) Chuck Hartman, 2B; Jim Raugh, P  
 1957 (1st) Dick Hudson, UT; Jim Raugh, P  
 (2nd) Don Lewis, 2B; Jim Legette, C  
 1958 (1st) Carson Oldham, 2B; Gerald Griffin,  
 UT; Wayne Young, P  
 (2nd) Alton Pons, 3B  
 1959 (2nd) Harold Workman, SS;  
 John Burgwyn, OF; Wayne Young, P  
 1960 (1st) Ferg Norton, 3B; Gerald Griffin, OF;  
 John Burgwyn, OF; Wayne Young, P  
 1961 (1st) Ferg Norton, 3B; Jim Mooring, OF  
 (2nd) Len Dellolio, 1B; Paul Swing, UT;  
 Nick Warren, P  
 1962 (1st) Paul Swing, 2B  
 (2nd) Buddy Tilden, OF; Heyward Hull, OF  
 1963 (2nd) Heyward Hull, OF  
 1964 (1st) Jim Speight, SS; Ken Willard, OF;  
 Bill Haywood, P

1965 (1st) Danny Talbott, 1B; Dick Prindle, 2B  
 1966 (1st) Danny Talbott, 1B; Danny Walker, P;  
 Charlie Carr, OF  
 1967 (1st) Charlie Carr, OF; Garry Hill, P  
 (2nd) Danny Talbott, 1B/3B; Charlie  
 Thomas, 2B; Skip Hull, C  
 1968 (1st) Skip Hull, C; Charlie Carr, OF;  
 Dave Lemonds, P  
 (2nd) Ron Lemonds, 3B  
 1969 (1st) Tom Buskey, P; Eddie Hill, 1B;  
 Skip Hull, C  
 (2nd) Charlie Thomas, 2B;  
 Ron Lemonds, 3B  
 1970 (1st) Eddie Hill, 1B; Mike Roberts, C  
 (2nd) Eddie Hill, P-OF  
 1971 (1st) Mike Roberts, C  
 (2nd) Jack Gillis, OF; Bobby Elliot, 3B;  
 Jim Chamberlain, P  
 1972 (1st) Mike Roberts, C  
 (2nd) Bobby Guthrie, 3B; Dale Lydecker,  
 OF; Mike Merritt, P; Jim Chamberlain, P  
 1973 (1st) Mike Merritt, P  
 (2nd) Jack Leachman, 1B  
 1974 (1st) Bobby Guthrie, 2B; Dale Lydecker,  
 OF; Mike Merritt, P  
 (2nd) Bill Paschall, P  
 1975 (1st) Chris Knepp, C  
 (2nd) Steve Rackley, 2B; Bill Paschall, P;  
 Mike Merritt, P  
 1976 (1st) Steve Rackley, OF  
 (2nd) Early Jones, OF; Bill Paschall, P  
 1977 (1st) Randy Warrick, 3B  
 (2nd) Jim Rouse, DH  
 1978 (1st) Greg Norris, P; Jim Atkinson, 3B  
 1979 (1st) Roy Clark, 2B; Jim Atkinson, 3B  
 (2nd) Bill Gallagher, P  
 1980 (1st) Scott Bradley, 3B; Dwight Lowry, C;  
 Lloyd Brewer, DH  
 (2nd) P.J. Gay, OF; Mark Ochal, P  
 1981 (1st) Scott Bradley, C; Joe Reto, DH  
 (2nd) Joe Reto, 1B; Chris Pittaro, SS; Greg  
 Schuler, OF; Drex Roberts, OF;  
 Mark Ochal, P  
 1982 (1st) Pete Kumiega, 1B  
 (2nd) Chris Pittaro, SS; Greg Schuler, OF  
 1983 (1st) Scott Bankhead, P; B.J. Surhoff, C;  
 Drex Roberts, DH  
 (2nd) Jeff Hubbard, 3B; Walt Weiss, SS;  
 Pete Kumiega, 1B  
 1984 (1st) Walt Weiss, SS; Jeff Hubbard, 3B;  
 Todd Wilkinson, OF; B.J. Surhoff, C;  
 Scott Bankhead, P  
 (2nd) Roger Williams, P; B.J. Surhoff, DH  
 1985 (1st) Scott Johnson, OF; B.J. Surhoff, C;  
 Walt Weiss, SS; Roger Williams, P



Jim Atkinson



Daniel Bard

1986 (1st) Scott Johnson, OF  
 (2nd) Devy Bell, OF  
 1988 (2nd) Jesse Levis, C; Ron Maurer, SS  
 1989 (1st) Jesse Levis, C  
 (2nd) Ron Maurer, SS; John Thoden, P  
 1990 (1st) Steve Estroff, 1B; Ron Maurer, SS;  
 Paul Shuey, RP  
 (2nd) Dave Arendas, 2B;  
 Jim Dougherty, SP; Brad Woodall, RP  
 1991 (1st) Brad Woodall, UT  
 1993 (1st) Cookie Massey, DH  
 (2nd) Thad Chrismon, RP; Chad Holbrook,  
 OF; Keith Grunewald, SS  
 1994 (1st) Cookie Massey, DH;  
 Thad Chrismon, RP  
 (2nd) Manny DaSilva, C  
 1995 (2nd) Thad Chrismon, RP  
 1996 (1st) Michael Stoner, 1B  
 (2nd) Corey Richardson, RP  
 1997 (1st) Brian Roberts, SS  
 (2nd) Mike Bynum, SP; Rodney Nye, UT  
 1998 (1st) Brian Roberts, SS;  
 Jarrett Shearin, OF  
 (2nd) Chris LaMarsh, DH  
 1999 (1st) Tyrell Godwin, OF; Dan Moylan, C  
 (2nd) Derrick DePriest, RP;  
 Chris LaMarsh, DH; Jarrett Shearin, OF  
 2000 (1st) Derrick DePriest, RP  
 (2nd) Ryan Earey, 1B/DH/P;  
 Tyrell Godwin, OF; Adam Greenberg, OF;  
 Ryan Snare, P  
 2001 (1st) Russ Adams, 2B  
 (2nd) Jason Howell, UT  
 2002 (1st) Adam Greenberg, OF;  
 Chris Maples, UT  
 2003 (1st) Jeremy Cleveland, OF  
 (2nd) Ryan Blake, AL; Sean Farrell, OF;  
 Chad Prosser, AL  
 2004 (1st) Daniel Bard, SP; Marshall Hubbard,  
 OF; Chris Iannetta, C  
 (2nd) Greg Mangum, AL;  
 Andrew Miller, SP  
 2005 (1st) Robert Woodard, SP  
 (2nd) Chad Flack, 1B; Josh Horton, SS;  
 Andrew Miller, SP  
 2006 (1st) Jay Cox, OF; Josh Horton, SS;  
 Andrew Miller, SP  
 (2nd) Robert Woodard, SP  
 2007 (1st) Dustin Ackley, 1B; Andrew Carignan,  
 RP; Josh Horton, SS  
 (2nd) Tim Federowicz, DH/UT;  
 Tim Fedroff, OF; Reid Fronk, OF;  
 Robert Woodard, SP

(1st) denotes first-team; (2nd) denotes second team; AL denotes at-large selection

Prairie Pix Group



Robert Woodard



**FRANCIS "TRIPP" BOURNE AWARD**


**Most Dedicated Player**

- 1970 Bobby Elliott
- 1971 Jim Rhodes
- 1972 Tom Gillis
- 1973 Bobby Guthrie
- 1974 Jim Baldwin
- 1975 Bill Paschall
- 1976 Mike Fox
- 1977 Brad Lloyd
- 1978 Roy Clark
- 1979 Scott Bradley
- 1980 Scott Bradley
- 1981 Tom Daily
- 1982 Pete Kumiega
- 1983 Kenny Anderson
- 1984 Todd Wilkinson
- 1985 Walt Weiss
- 1986 Devy Bell
- 1987 Devy Bell
- 1988 Jesse Levis, Tom Nevin
- 1989 Jesse Levis
- 1990 Todd Nichols
- 1991 Mark Kingston
- 1992 Cy Richardson
- 1993 Michael Jerzembeck
- 1994 Ethan Stein
- 1995 Crandel Coltrane, Ethan Stein
- 1996 Crandel Coltrane, Jeremy Sessoms
- 1997 Justin Raniszewski
- 1998 Richie Grimsley
- 1999 Dan Moylan
- 2000 B.J. Finnerty
- 2001 Bart Walker
- 2002 Sean Farrell
- 2003 Ryan Blake, Mark Griffin
- 2004 Mark Griffin
- 2005 Jonathan Hovis
- 2006 Mike McKee
- 2007 Reid Fronk, Adam Warren, Seth Williams

**S.H. BASNIGHT AWARD**

**Most Valuable Player/Pitcher**

- 1957 Al Pons
- 1958 Jim Raugh
- 1959 John Burgwyn
- 1960 Wayne Young
- 1961 Tommy Camp
- 1962 David Murr
- 1963 Roland Tilden
- 1964 Jim Speight
- 1965 Charles Flemming
- 1966 Robert Walker
- 1967 Danny Talbott
- 1968 Charlie Carr
- 1969 Floyd Hull
- 1970 Eddie Hill
- 1971 Bobby Elliott
- 1972 Mike Roberts
- 1973 Jack Leachman
- 1974 Bobby Guthrie
- 1975 Bruce Arrowood
- 1976 Bill Paschall
- 1977 Randy Warrick
- 1978 Matt Wilson
- 1979 Jim Atkinson
- 1980 James Parks
- 1981 Scott Bradley
- 1982 Chris Pittaro
- 1983 Pete Kumiega
- 1984 Scott Bankhead
- 1985 B.J. Surhoff
- 1986 Devy Bell
- 1987 Howard Freiling
- 1988 Tom Nevin, Michael Hoog
- 1989 John Thoden
- 1990 Ron Maurer, Jim Dougherty
- 1991 Brad Woodall
- 1992 Chad Holbrook, Paul Shuey
- 1993 Chad Holbrook, Thad Chrismon
- 1994 Manny DaSilva, Cookie Massey, Brian Willman
- 1995 David Boone, Michael Stoner, Sean Murphy
- 1996 Michael Stoner, Ethan Stein
- 1997 Brian Roberts, Rodney Nye, Scott McAllister
- 1998 Brian Roberts, Derrick DePriest
- 1999 Tyrell Godwin, Derrick DePriest
- 2000 Adam Greenberg, Ryan Snare
- 2001 Russ Adams, Jason Howell
- 2002 Chris Maples, Scott Autrey
- 2003 Jeremy Cleveland, Daniel Moore
- 2004 Chris Iannetta, Michael Gross
- 2005 Chad Flack, Robert Woodard
- 2006 Chad Flack, Josh Horton, Jonathan Hovis, Andrew Miller
- 2007 Dustin Ackley, Andrew Carignan, Robert Woodard



Seth Williams



**WALTER RABB AWARD**

**Most Improved Player**

- 1978 Lloyd Brewer
- 1979 Bill Musser
- 1980 Paul Gay
- 1981 Chris Kahler
- 1982 Tom Daily
- 1983 Jeff Hubbard, Todd Wilkinson
- 1984 Bill Douglas
- 1985 Scott Johnson
- 1986 Paul Devlin
- 1987 Howard Freiling, Darrin Campbell
- 1988 Chris Lauria, Ron Maurer
- 1989 Brad Woodall
- 1990 Steve Estroff
- 1991 Matt Wooten
- 1992 Chris Cox
- 1993 Manny DaSilva
- 1994 Manny DaSilva
- 1995 Richie Grimsley, Jim Wallace
- 1996 Corey Richardson
- 1997 Gregg Donohue
- 1998 Jarrett Shearin
- 1999 Clay Hooper
- 2000 Chris Elmore
- 2001 Brandon Russell
- 2002 Michael Gross, Jeremy Cleveland
- 2003 Scott Senator
- 2004 Ross Cook, Jonathan Hovis
- 2005 Justin Webb
- 2006 Jay Cox, Benji Johnson
- 2007 Garrett Gore, Rob Wooten



Tim Federowicz played with the U.S. National Team that went 28-2-1 en route to the FISU World Championship in 2006. He drove in seven runs and struck out 10 in 5 2/3 innings on the mound.

CAROLINA'S U.S. NATIONAL TEAM PLAYERS

- 1955 Bill Lore, Pan American Games
1959 Ferg Norton, Pan American Games
1975 Chris Knepp, Pan American Games
1978 Greg Norris, World Championships
1980 Scott Bradley, World Championships
1982 Brad Powell, World Championships
Howard McCullough, (Coach) All-Star Tour
1984 Scott Bankhead, Olympic Games
B.J. Surhoff, Olympic Games
Roger Williams, World Championships
1985 Scott Johnson, Intercontinental Cup
Matt Merullo, Intercontinental Cup
1986 Jesse Levis, U.S. Olympic Festival & Junior World Championships
1987 Kreg Gresham, U.S. Olympic Festival & Junior World Championships
1988 Jesse Levis, Harbor Tournament (Taiwan)
1989 Donnie Leshnock, U.S. Olympic Festival
Brad Woodall, Presidential Cup (Taiwan)
1991 Donnie Leshnock, Pre-Pan American Games Tour
Paul Shuey, Pan American Games
1993 Jim Wallace, U.S. Olympic Festival
A.Y. Yoder, U.S. Olympic Festival
1995 Chris Elmore, U.S. Olympic Festival
1997 Brian Roberts, U.S. National Team
Ryan Snare, U.S. National Team Trials
1999 Tyrell Godwin, U.S. National Team
2000 Adam Greenberg, U.S. National Team Trials
2003 Daniel Bard, U.S. Junior National Team
2004 Daniel Bard, U.S. National Team
2006 Tim Federowicz, U.S. National Team



Kyle Seager, Alex White, Rob Wooten, Adam Warren and Tim Federowicz each played in the Cape Cod League in 2007.

TAR HEELS IN SUMMER BASEBALL



Russ Adams, now of the Toronto Blue Jays, visits with UNC grad Peter Gammons at Fenway Park in 2001.

Each year, Carolina has a long standing tradition of placing its players in the most prestigious wooden bat summer leagues in the country, including the Cape Cod League and the Coastal Plain League. This past summer, the Tar Heels placed four players with the famed Chatham A's on the Cape.

“(Associate head coach) Chad (Holbrook) has been gracious enough to make sure we get quality kids,” Chatham manager John Schiffner said. “We reciprocate by treating them well. There’s Carolina blue in Chatham blue and vice versa.”

“(The Cape) is such a classy league,” UNC head coach Mike Fox said. “The coaches up here really understand what their purpose is and why the kids are here. They don’t abuse them and they treat them with respect. There really are no negatives to the Cape Cod League.”

The Tar Heels also place a number of players in the Coastal Plain League, which features teams throughout North Carolina, South Carolina and Virginia. Assistant coach Matt McCay will manage the Thomasville club in 2008.



Tar Heels Daniel Bard, Andrew Miller, Robert Woodard and Jonathan Hovis starred on the Cape in 2005 and were honored at Fenway Park.



## DRAFT RESULTS & SIGNINGS (SINCE 1965)

- 1966 Danny Talbott, Orioles
- 1967 Garry Hill, Braves  
Mike Flanagan, Astros
- 1968 Dave Lemonds, Cubs (1 - 1st overall)  
Charlie Carr, Mets (38)  
Bruce Bolick, Pirates
- 1969 Tom Buskey, Indians
- 1970 Eddie Hill, Reds (14)  
Pres Ruddell, Twins
- 1971 Greg Pavlick, Mets (2)  
Larry Kiser, Phillies (3)
- 1972 Mickey Hickerson, White Sox (2)  
Mike Roberts, Royals (34)
- 1973 Jim Chamberlain, Phillies
- 1974 John Danneman, Independent  
Dale Lydecker, Mets
- 1975 Mike Merritt, Angels (12)
- 1976 Bill Paschall, Royals (3)  
Steve Rackley, Cubs
- 1978 Dave Barnett, Expos  
Kevin Haeberle, Twins
- 1979 Blaine Smith, Astros (16)  
Jim Atkinson, Royals (20)  
Roy Clark, Mariners (24)  
Monte DeRatt, Blue Jays  
Greg Norris, Braves  
Greg Robinson, Rangers
- 1980 Dwight Lowry, Tigers (11)  
David Kirk, Padres (34)  
Shayne Hammond, Dodgers
- 1981 Scott Bradley, Yankees (3)  
Craig Shumock, Padres (8)  
Mark Ochal, Padres (12)  
James Parks, Cardinals  
Eddie Waynick, Red Sox
- 1982 Chris Pittaro, Tigers (6)  
Dave Droschak, Cardinals
- 1983 Drex Roberts, Blue Jays (7)  
Pete Kumiega, Cubs  
Greg Schuler, Orioles
- 1984 Scott Bankhead, Royals (1 - 16th overall)  
Jeff Hubbard, Orioles  
Chris Kahler, Indians  
Jim Thrift, Athletics  
Todd Wilkinson, Expos (15)
- 1985 B.J. Surhoff, Brewers (1 - 1st overall)  
Walt Weiss, Athletics (1 - 11th overall)  
Blaine Deabenderfer, Athletics (1 - sec. phase)  
Roger Williams, Cubs (4)  
Steve McGuire, Angels (10)  
Brad Powell, Orioles (15)  
Greg Karpuk, Indians (18)  
Tim McGee, Red Sox
- 1986 Matt Merullo, White Sox (7)  
Gordon Douglas, Giants (13) *DNS*  
Scott Johnson, Indians (21)  
Bill Robinson, Mets (23)  
Tim Kirk, Pirates (30)
- 1987 Howard Freiling, Dodgers (8)  
David Trautwein, Mets (22)  
Doug Torborg, Pirates (27)  
Todd Kopczynski, Rangers (37)  
Paul Devlin, Red Sox
- 1988 Darin Campbell, Indians (22)
- 1989 Jesse Levis, Indians (4)  
Scott Lodgek, Mariners (7)  
John Thoden, Expos (11)
- 1990 Ron Maurer, Dodgers (23)  
Michael Hoog, Braves
- 1991 Jim Dougherty, Astros (26)  
Brad Woodall, Braves
- 1992 Paul Shuey, Indians (1 - 2nd overall)  
Donnie Leshnock, Yankees (5)



Carolina first-rounders Daniel Bard (2006), Paul Shuey (1992), B.J. Surhoff (1985) and Andrew Miller (2006).

- Mark Kingston, Brewers (41)
- 1993 Michael Jerzembeck, Yankees (5)  
Keith Grunewald, Rockies (12)  
Derek Manning, Athletics (26)  
Chris Cox, Braves (32)
- 1994 Manny DaSilva, Athletics (18)  
Chris Madonna, Mets
- 1995 Sean Murphy, Rockies (31)  
Brian Willman, Reds (31) *DNS*  
Thad Chrismon, Braves  
Hanes Torbett, Mets
- 1996 Ethan Stein, Royals (12)  
Brian Whitlock, Indians (28)  
Mike Stoner, Diamondbacks
- 1997 Jim Wallace, Astros (16)  
Brett Kaplan, Pirates (43)
- 1998 Jarrett Shearin, Mariners (11) *DNS*
- 1999 Kyle Synder, Royals (1 - 7th overall)  
Mike Bynum, Padres (1 - supplemental)  
Brian Roberts, Orioles (1 - supplemental)  
Jarrett Shearin, Royals (14)
- 2000 Tyrell Godwin, Rangers (1 - sup.) *DNS*  
Ryan Snare, Reds (2)  
Eric Henderson, Brewers (4)  
Ryan Earey, Padres (6)  
Dan Moylan, Cardinals (8)  
Derrick DePriest, Expos (17)  
Chris Elmore, Red Sox (17)  
Clay Hooper, Yankees
- 2001 Tyrell Godwin, Blue Jays (3)  
Jason Howell, Red Sox  
Ralph Roberts, Braves
- 2002 Russ Adams, Blue Jays (1 - 14th overall)  
Chris Maples, Tigers (6)  
Scott Autrey, Devil Rays (7)  
Adam Greenberg, Cubs (9)
- 2003 Daniel Moore, Padres (2)  
Jeremy Cleveland, Rangers (8)  
Ryan Blake, Marlins (22)  
Sean Farrell, Athletics (25)  
Chad Prosser, Astros (28)  
Sammy Hewitt, Rangers (34) *DNS*
- 2004 Chris Iannetta, Rockies (4)  
Marshall Hubbard, Mariners (8)  
Garry Bakker, White Sox (11)  
Kevin Brower, Tigers (33)  
Michael Gross, Cardinals (33)  
Bo Dickerson, Cardinals

- 2005 Mike Daniel, Nationals (7)  
Justin Webb, Marlins (23)  
Matt Ellington, Marlins  
Adam Kalkhof, Royals
- 2006 Andrew Miller, Tigers (1 - 6th overall)  
Daniel Bard, Red Sox (1 - 28th overall)  
Jay Cox, Rockies (22)  
Robert Woodard, Cardinals (48) *DNS*  
Jonathan Hovis, Yankees
- 2007 Josh Horton, Athletics (2)  
Luke Putkonen, Tigers (3)  
Andrew Carignan, Athletics (5)  
Reid Fronk, Rays (7)  
Benji Johnson, Braves (17)  
Robert Woodard, Padres (20)

*Teams listed are the organizations with which the players first signed. The numbers following the teams are draft rounds. DNS - Did not sign*







## RUSS ADAMS

Year	Team	AVG.	G	AB	R	H	2B	3B	HR	RBI
2004	Tor.	.306	22	72	10	22	2	1	4	10
2005	Tor.	.256	139	481	68	123	27	5	8	63
2006	Tor.	.219	90	251	31	55	14	1	3	28
2007	Tor.	.233	27	90	14	14	3	0	2	12
<b>Totals</b>		<b>.248</b>	<b>278</b>	<b>864</b>	<b>123</b>	<b>214</b>	<b>48</b>	<b>7</b>	<b>17</b>	<b>113</b>

## CHRIS IANNETTA

Year	Team	AVG.	G	AB	R	H	2B	3B	HR	RBI
2006	Col.	.260	21	77	12	20	4	0	2	10
2007	Col.	.218	67	197	22	43	8	3	4	27
<b>Totals</b>		<b>.230</b>	<b>88</b>	<b>274</b>	<b>34</b>	<b>63</b>	<b>12</b>	<b>3</b>	<b>6</b>	<b>37</b>

## ANDREW MILLER

Year	Team	ERA	W-L	Sv	G/GS	IP	H	BB	K
2006	Det.	6.10	0-1	0	8/0	10.1	8	10	6
2007	Det.	5.63	5-5	0	13/13	64.0	73	39	56
<b>Totals</b>		<b>5.69</b>	<b>5-6</b>	<b>0</b>	<b>21/13</b>	<b>74.1</b>	<b>81</b>	<b>49</b>	<b>62</b>

## BRIAN ROBERTS

Year	Team	AVG.	G	AB	R	H	2B	3B	HR	RBI
2001	Balt.	.253	75	273	42	69	12	3	2	17
2002	Balt.	.227	37	128	18	29	6	0	1	11
2003	Balt.	.270	112	460	65	124	22	4	5	41
2004	Balt.	.273	159	641	107	175	50	2	4	53
2005	Balt.	.314	143	561	92	176	45	7	18	73
2006	Balt.	.286	138	563	85	161	34	3	10	55
2007	Balt.	.290	156	621	103	180	42	5	12	57
<b>Totals</b>		<b>.281</b>	<b>820</b>	<b>3247</b>	<b>512</b>	<b>914</b>	<b>211</b>	<b>24</b>	<b>52</b>	<b>307</b>

## PAUL SHUEY

Year	Team	ERA	W-L	Sv	G/GS	IP	H	BB	K
1994	Cle.	8.49	0-1	5	14/0	11.2	14	12	16
1995	Cle.	4.26	0-2	0	7/0	6.1	5	5	5
1996	Cle.	2.85	5-2	4	42/0	53.2	45	26	44
1997	Cle.	6.20	4-2	2	40/0	45.0	52	28	46
1998	Cle.	3.00	5-4	2	43/0	51.0	44	25	58
1999	Cle.	3.53	8-5	6	72/0	81.2	68	40	103
2000	Cle.	3.39	4-2	0	57/0	63.2	51	30	69
2001	Cle.	2.82	5-3	2	47/0	54.1	53	26	70
2002	Cle.	2.41	3-0	0	39/0	37.1	31	10	39
2002	L.A. (N)	4.40	5-2	1	28/0	30.2	25	21	24
2003	L.A. (N)	3.00	6-4	0	62/0	69.0	50	33	60
2007	Bal.	9.82	0-1	1	25/0	25.2	33	21	22
<b>Totals</b>		<b>3.87</b>	<b>45-28</b>	<b>23</b>	<b>476/0</b>	<b>530.0</b>	<b>471</b>	<b>277</b>	<b>556</b>

## KYLE SNYDER

Year	Team	ERA	W-L	Sv	G/GS	IP	H	BB	K	
2003	K.C.	5.17	1-6	0	15/15	85.1	94	21	39	
2004	K.C.	Injured - Did not pitch								
2005	K.C.	6.75	1-3	0	13/3	36.0	55	10	19	
2006	Bos.	6.56	4-5	0	17/11	60.1	87	20	57	
2007	Bos.	3.81	2-3	0	46/0	54.1	45	32	41	
<b>Totals</b>		<b>5.45</b>	<b>8-17</b>	<b>0</b>	<b>91/29</b>	<b>236.0</b>	<b>281</b>	<b>83</b>	<b>156</b>	



The Carolina coaching staff visited Andrew Miller in Detroit during the 2006 season. Miller was traded to the Florida Marlins in December 2007.



Paul Shuey



Russ Adams

## TAR HEELS IN MINOR LEAGUE BASEBALL (2007 STATISTICS)

Name	Team	AVG.	AB	R	H	2B	3B	HR	RBI	BB	K
Russ Adams	Syracuse (AAA, Blue Jays)	.262	431	62	113	23	2	11	54	41	57
Jeremy Cleveland	San Antonio (AA, Padres)	.250	72	6	18	4	1	0	8	7	16
	Wilmington (A, Royals)	.274	146	16	40	10	0	2	16	22	30
Jay Cox	Asheville (A, Rockies)	.277	437	71	121	37	7	8	73	48	104
Mike Daniel	Hagerstown (A, Nationals)	.290	207	38	60	15	1	7	37	19	50
	Potomac (A, Nationals)	.296	280	37	83	20	5	4	41	29	62
Reid Fronk	Hudson Valley (A, Rays)	.311	122	28	38	14	1	5	27	15	30
Tyrell Godwin	Louisville (AAA, Reds)	.241	108	12	26	7	1	0	10	7	18
	Chattanooga (AA, Reds)	.249	245	35	61	14	0	7	30	35	51
	Columbus (AAA, Nationals)	.216	37	2	8	1	0	0	1	2	6
Adam Greenberg	Wichita (AA, Royals)	.266	467	73	124	30	11	8	43	74	107
Josh Horton	Vancouver (A, Athletics)	.268	41	7	11	2	0	1	6	8	7
	Kane County (A, Athletics)	.279	122	28	34	6	0	1	15	28	27
Marshall Hubbard	West Tenn (AA, Mariners)	.270	488	73	132	31	5	15	78	65	135
Benji Johnson	Danville (Rookie, Braves)	.282	103	13	29	2	0	1	12	9	22
Chris Maples	Toledo (AAA, Tigers)	.188	181	17	34	7	1	0	15	18	68
Justin Webb	Greensboro (A, Marlins)	.170	206	17	35	9	0	3	16	28	66

Name	Team	ERA	W	L	Sv	G	IP	H	BB	K
Garry Bakker	Winston-Salem (A, White Sox)	3.67	2	7	0	31	83.1	79	45	64
Daniel Bard	Lancaster (A, Red Sox)	10.13	0	2	0	5	13.1	21	22	9
	Greenville (A, Red Sox)	6.42	3	5	0	17	61.2	55	56	38
Andrew Carignan	Kane County (A, Athletics)	2.03	1	1	4	12	13.1	6	11	19
Jonathan Hovis	Charleston (A, Yankees)	1.69	4	5	30	55	64.0	49	11	56
Andrew Miller	Lakeland (A, Tigers)	3.48	1	4	0	7	41.1	43	15	28
	Erie (AA, Tigers)	0.59	2	0	0	4	30.2	22	5	24
	Toledo (AAA, Tigers)	9.00	0	0	0	2	6.0	6	5	9
Luke Putkonen	GCL Tigers (Rookie, Tigers)	4.15	0	1	0	3	8.2	8	0	9
Robert Woodard	Eugene (A, Padres)	3.89	3	2	2	23	34.2	33	11	40
	Portland (AAA, Padres)	15.00	0	1	0	2	3.0	4	2	3



Marshall Hubbard

**NATE ANDREWS**

Year	Team	ERA	W-L	Sv	G/GS	IP	H	BB	K
1937	STL.	4.00	0-0	0	4/0	9.0	12	3	6
1939	STL.	6.75	1-2	0	11/1	16	24	12	6
1940	Cle.	6.00	0-1	0	6/0	12	16	6	3
1941	Cle.	11.57	0-0	0	2/0	2.1	3	2	1
1943	Bos.(N)	2.57	14-20	0	36/34	283.2	253	75	81
1944	Bos.(N)	3.22	16-15	2	37/34	257.1	263	74	76
1945	Bos.(N)	4.58	7-12	0	21/19	137.2	160	52	26
1946	Cin.	3.95	2-4	0	7/7	46.1	50	8	13
1946	N.Y.(N)	6.00	1-0	0	3/2	12.0	17	4	5
Totals		3.46	41-54	2	127/97	773.1	798	236	216

**SCOTT BANKHEAD**

Year	Team	ERA	W-L	Sv	G/GS	IP	H	BB	K
1986	K.C.	4.61	8-9	0	24/17	121	121	37	94
1987	Sea.	5.42	9-8	0	27/25	149.1	168	37	95
1988	Sea.	3.07	7-9	0	21/21	135	115	38	102
1989	Sea.	3.34	14-6	0	33/33	210.1	187	63	140
1990	Sea.	11.08	0-2	0	4/4	13	18	7	10
1991	Sea.	4.90	3-6	0	17/9	60.2	73	21	28
1992	Cin.	3.93	10-4	1	54/0	70.2	57	29	53
1993	Bos.	2.30	2-1	0	40/0	64.1	59	29	47
1994	Bos.	4.54	3-2	0	27/0	37.2	34	12	25
1995	N.Y.(A)	6.00	1-1	0	20/1	39.0	44	16	20
Totals		4.18	57-48	1	267/110	901	876	289	614

**SCOTT BRADLEY**

Year	Team	AVG.	G	AB	R	H	2B	3B	HR	RBI
1984	N.Y.(A)	.286	9	21	3	6	1	0	0	2
1985	N.Y.(A)	.163	19	49	4	8	2	1	0	1
1986	Chi.(A)	.286	9	21	3	6	0	0	0	0
1986	Sea.	.302	68	199	17	60	8	3	5	28
1987	Sea.	.278	102	342	34	95	15	1	5	43
1988	Sea.	.257	103	335	45	86	17	1	4	33
1989	Sea.	.274	103	270	21	74	16	0	3	37
1990	Sea.	.223	101	233	11	52	9	0	1	28
1991	Sea.	.203	83	172	10	35	7	0	0	11
1992	Sea.	.000	2	1	0	0	0	0	0	0
1992	Cin.	.400	5	5	1	2	0	0	0	1
Totals		.257	604	1648	149	424	75	6	18	184

**TOM BUSKEY**

Year	Team	ERA	W-L	Sv	G/GS	IP	H	BB	K
1973	N.Y.(A)	5.40	0-1	1	8/0	16.2	18	4	8
1974	Cle.	3.19	2-6	17	51/0	93	93	33	40
1974	N.Y.(A)	6.35	0-1	1	4/0	5.2	10	3	3
1975	Cle.	2.57	5-3	7	50/0	77	69	29	29
1976	Cle.	3.63	5-4	1	39/0	94.1	88	34	32
1977	Cle.	5.29	0-0	0	21/0	34	45	8	15
1978	Tor.	3.38	0-1	0	8/0	13.1	14	5	7
1979	Tor.	3.43	6-10	7	44/0	78.2	74	25	44
1980	Tor.	4.46	3-1	0	33/0	66.2	68	26	34
Totals		3.66	21-27	34	258/0	479.1	479	167	212

**MIKE BYNUM**

Year	Team	ERA	W-L	Sv	G/GS	IP	H	BB	K
2002	S.D.	5.27	1-0	0	14/3	27.1	33	15	17
2003	S.D.	8.75	1-4	0	13/5	36.0	44	15	35
2004	S.D.	54.00	0-1	0	2/0	0.2	1	3	0
Totals		7.73	2-5	0	29/8	64.0	78	33	52

**CLAUDE CROCKER**

Year	Team	ERA	W-L	Sv	G/GS	IP	H	BB	K
1944	Brook.	10.80	0-0	0	2/0	3.1	6	5	1
1945	Brook.	0.00	0-0	1	1/0	2	2	1	1
Totals		6.75	0-0	1	3/0	5.1	8	6	2

**JIM DOUGHERTY**

Year	Team	ERA	W-L	Sv	G/GS	IP	H	BB	K
1995	Hou.	4.92	8-4	0	56/0	67.2	76	25	49
1996	Hou.	9.00	0-2	0	12/0	13	14	11	6
1998	Oak.	8.25	0-2	0	9/0	12	17	7	3
1999	Pitt.	9.00	0-0	0	2/0	2.0	3	3	1
Totals		5.99	8-8	0	79/0	94.2	110	46	59

**VERNON VAN DUKE DUNCAN**

Year	Team	AVG.	G	AB	R	H	2B	3B	HR	RBI
1913	Phi.	.417	12	3	5	1	0	0	0	1
1914	Bal.	.287	157	557	99	160	20	8	2	53
1915	Bal.	.287	146	531	88	142	18	4	2	43
Totals		.279	311	1100	170	307	39	12	4	97

**TYRELL GODWIN**

Year	Team	AVG.	G	AB	R	H	2B	3B	HR	RBI
2005	Wash.	.000	3	3	0	0	0	0	0	0

**ARCHIBALD "MOONLIGHT" GRAHAM**

Year	Team	AVG.	G	AB	R	H	2B	3B	HR	RBI
1905	N.Y.(N)	.000	1	0	0	0	0	0	0	0

**ADAM GREENBERG**

Year	Team	AVG.	G	AB	R	H	2B	3B	HR	RBI
2005	Chi.(N)	.000	1	0	0	0	0	0	0	0

**BILL HAYWOOD**

Year	Team	ERA	W-L	Sv	G/GS	IP	H	BB	K
1968	Wash.	4.70	0-0	0	14/0	23.0	27	12	10

**BUNN HEARN**

Year	Team	ERA	W-L	Sv	G/GS	IP	H	BB	K
1910	STL.	5.08	1-3	0	5/5	39	49	16	14
1911	STL.	13.50	0-0	0	2/0	2.2	7	0	1
1913	N.Y.(N)	2.77	1-1	0	2/2	13	13	7	8
1915	Pitt.	3.38	6-11	0	29/17	175.2	187	37	49
1918	Bos.(N)	2.49	5-6	0	17/12	126.1	119	29	30
1920	Bos.(N)	5.65	0-3	0	11/4	43	54	11	9
Totals		3.56	13-24	0	66/40	399.2	429	100	111

**HARRY HEDGEPETH**

Year	Team	ERA	W-L	Sv	G/GS	IP	H	BB	K
1913	Wash.	0.00	0-0	1	1/0	1	1	0	0

**GARRY HILL**

Year	Team	ERA	W-L	Sv	G/GS	IP	H	BB	K
1969	Atl.	15.43	0-1	0	1/1	2.1	6	1	2

**JOHN HUMPHRIES**

Year	Team	ERA	W-L	Sv	G/GS	IP	H	BB	K
1938	Cle.	5.23	9-8	6	45/6	103.1	105	63	56
1939	Cle.	8.26	2-4	2	15/1	28.1	30	32	12
1940	Cle.	8.29	0-2	1	19/1	33.2	35	29	17
1941	Chi.(A)	1.84	4-2	1	14/6	73.1	63	22	25
1942	Chi.(A)	2.68	12-12	0	28/28	228.1	227	59	71

Year	Team	ERA	W-L	Sv	G/GS	IP	H	BB	K
1943	Chi.(A)	3.30	11-11	0	28/27	188.1	198	54	51
1944	Chi.(A)	3.67	8-10	1	30/20	169	170	57	42
1945	Chi.(A)	4.24	6-14	1	22/21	153	172	48	33
1946	Phi.	4.01	0-0	0	10/1	24.2	24	9	10
Totals		3.78	52-63	12	211/111	1002	1024	373	317

**THOMAS ANDREW IRWIN**

Year	Team	AVG.	G	AB	R	H	2B	3B	HR	RBI
1938	Cle.	.111	3	9	1	1	0	0	0	0

**MIKE JERZEMBECK**

Year	Team	ERA	W-L	Sv	G/GS	IP	H	BB	K
1998	N.Y.(A)	12.79	0-1	0	3/2	6.1	9	4	1

**WILFRED IVY JOHNSTON**

Year	Team	AVG.	G	AB	R	H	2B	3B	HR	RBI
1924	Brook.	.250	4	4	1	1	0	0	0	0

**JESSE LEVIS**

Year	Team	AVG.	G	AB	R	H	2B	3B	HR	RBI
1992	Cle.	.279	28	43	2	12	4	0	1	3
1993	Cle.	.175	31	63	7	11	2	0	0	4
1994	Cle.	1.000	1	1	0	1	0	0	0	0
1995	Cle.	.333	12	18	1	6	2	0	0	3
1996	Mil.(A)	.236	104	233	27	55	6	1	1	21
1997	Mil.(A)	.285	99	200	19	57	7	0	1	19
1998	Mil.(A)	.351	22	37	4					



# SINGLE-SEASON BATTING RECORDS



Dustin Ackley set school records for hits and at-bats in 2007 and also posted top-10 totals in average, runs, doubles, RBI and total bases.

## AVERAGE (MIN. 2.5 AT-BATS/TEAM GAME)

1. Brian Roberts (1997)	.427
Jim Mooring (1961)	.427
3. Jeremy Cleveland (2003)	.410
4. <b>Dustin Ackley (2007)</b>	<b>.402</b>
5. B.J. Surhoff (1984)	.400
6. Manny DaSilva (1994)	.399
7. Charlie Carr (1966)	.397
8. Josh Horton (2006)	.395
Danny Talbott (1966)	.395
10. Joe Reto (1981)	.392

## AT-BATS

1. <b>Dustin Ackley (2007)</b>	<b>296</b>
2. <b>Chad Flack (2006)</b>	<b>292</b>
3. <b>Tim Federowicz (2007)</b>	<b>291</b>
4. <b>Chad Flack (2007)</b>	<b>283</b>
Reid Fronk (2007)	283
Chad Prosser (2003)	283
7. Chris Maples (2002)	274
8. Josh Horton (2006)	271
9. Josh Horton (2007)	269
10. Adam Greenberg (2002)	267

## RUNS

1. Adam Greenberg (2002)	80
2. Brian Roberts (1998)	79
3. B.J. Surhoff (1985)	77
4. Russ Adams (2002)	75
5. Jeremy Cleveland (2003)	74
6. Reid Fronk (2007)	73
7. <b>Dustin Ackley (2007)</b>	<b>70</b>
Tom Nevin (1988)	70
Jarrett Shearin (1998)	70
10. Adam Greenberg (2000)	69

## HITS

1. <b>Dustin Ackley (2007)</b>	<b>119</b>
2. <b>Chad Flack (2006)</b>	<b>112</b>
3. Josh Horton (2006)	107
4. Jeremy Cleveland (2003)	103
5. Brian Roberts (1997)	102
6. Adam Greenberg (2000)	98
B.J. Surhoff (1985)	98
8. <b>Tim Federowicz (2007)</b>	<b>97</b>
9. Scott Bradley (1980)	96
10. Chris Maples (2002)	95

Chris Maples



## DOUBLES

1. Jarrett Shearin (1998)	25
2. Chris Maples (2002)	24
Brian Roberts (1997)	24
4. Scott Bradley (1980)	22
5. Reid Fronk (2007)	21
Marshall Hubbard (2004)	21
Clay Hooper (2000)	21
Brian Roberts (1998)	21
9. <b>Dustin Ackley (2007)</b>	<b>20</b>
Jeremy Cleveland (2003)	20
Russ Adams (2002)	20
Jarrett Shearin (1999)	20
Steve Estroff (1990)	20

## TRIPLES

1. Rip Ryan (1949)	8
2. Adam Greenberg (2002)	7
Adam Greenberg (2000)	7
Chad Holbrook (1993)	7
5. Josh Horton (2007)	6
Dick Prindle (1965)	6
7. <b>Tim Fedroff (2007)</b>	<b>5</b>
Reid Fronk (2007)	5
<b>Chad Flack (2006)</b>	<b>5</b>
Tyrell Godwin (1999)	5
Chad Holbrook (1992)	5
Donnie Leshnock (1991)	5
B.J. Surhoff (1984)	5
Drex Roberts (1983)	5
Chris Pittaro (1981)	5
Jim Atkinson (1979)	5
Ferg Norton (1960)	5

## HOME RUNS

1. Devy Bell (1986)	24
2. Chris Maples (2002)	23
3. Cookie Massey (1994)	22
Scott Johnson (1985)	22
5. Michael Stoner (1996)	20
6. Jeremy Cleveland (2003)	19
7. Cookie Massey (1993)	18
8. Marshall Hubbard (2004)	17
Adam Greenberg (2002)	17
Chris Cox (1993)	17
Chris Cox (1992)	17
Devy Bell (1997)	17
Darin Campbell (1987)	17

## EXTRA BASE HITS

1. Chris Maples (2002)	48
2. Jarrett Shearin (1998)	42
3. Marshall Hubbard (2004)	41
Adam Greenberg (2002)	41
5. Jeremy Cleveland (2003)	40
Scott Johnson (1985)	40
7. Cookie Massey (1994)	39
8. Steve Estroff (1990)	38
9. Reid Fronk (2007)	37
10. <b>Chad Flack (2006)</b>	<b>36</b>
Brian Roberts (1998)	36
Michael Stoner (1996)	36

## RUNS BATTED IN

1. Marshall Hubbard (2004)	83
2. Scott Johnson (1985)	81
3. Chris Maples (2002)	79
4. <b>Dustin Ackley (2007)</b>	<b>74</b>
5. Sean Farrell (2002)	73
Steve Estroff (1990)	73
7. Chris Iannetta (2004)	71
8. Howard Freiling (1987)	69
9. <b>Chad Flack (2006)</b>	<b>68</b>
Jarrett Shearin (1998)	68

## TOTAL BASES

1. Chris Maples (2002)	190
2. Jeremy Cleveland (2003)	182
3. <b>Chad Flack (2006)</b>	<b>179</b>
4. <b>Dustin Ackley (2007)</b>	<b>175</b>
5. Adam Greenberg (2002)	172
6. Marshall Hubbard (2004)	166
7. Jarrett Shearin (1998)	161
8. Steve Estroff (1990)	160
Scott Johnson (1985)	160
10. Michael Stoner (1996)	157

## STOLEN BASES


1. Brian Roberts (1998)	63
2. Brian Roberts (1997)	47
3. Russ Adams (2002)	45
4. Chad Holbrook (1993)	40
5. Steve Mrowka (1986)	38
6. Adam Greenberg (2002)	35
7. Steve Mrowka (1987)	33
B.J. Surhoff (1984)	33
9. Adam Greenberg (2001)	29
Tyrell Godwin (1999)	29
B.J. Surhoff (1985)	29

## WALKS

1. Dan Moylan (1999)	68
2. Barney Spooner (1982)	59
3. Dan Moylan (2000)	57
4. Russ Adams (2002)	52
5. Brian Roberts (1998)	50
6. Chris LaMarsh (1999)	49
Dan Moylan (1998)	49
8. Brad Woodall (1990)	48
Scott Johnson (1986)	48
Jim Stone (1985)	48



Devy Bell



Sean Farrell

### AVERAGE (MIN. TWO YEARS, 200 AT-BATS)

1. B.J. Surhoff (1983-85)	.392
2. Brian Roberts (1997-98)	.389
3. Roy Clark (1978-79)	.363
4. Tyrell Godwin (1998-2000)	.362
5. Josh Horton (2005-07)	.360
6. Danny Talbott (1965-67)	.357
7. Scott Bradley (1979-81)	.351
8. Manny DaSilva (1992-94)	.349
9. Jay Cox (2004-06)	.347
10. Jeremy Cleveland (2001-03)	.346
Adam Greenberg (2000-02)	.346
Eddie Hill (1968-70)	.346

### AT-BATS

1. Chad Prosser (2000-03)	935
2. Jarrett Shearin (1996-99)	907
3. Chad Holbrook (1990-93)	894
4. Sean Farrell (2000-03)	865
5. Greg Mangum (2002-05)	827
6. Clay Hooper (1996-2000)	812
7. Pete Kumiega (1980-83)	782
8. Chad Flack (2005-07)	784
9. Dave Arendas (1987-90)	761
10. Jeff Hubbard (1981-84)	755

### RUNS

1. Jarrett Shearin (1996-99)	219
2. Adam Greenberg (2000-02)	201
3. Sean Farrell (2000-03)	199
4. B.J. Surhoff (1983-85)	187
5. Chad Prosser (2000-03)	186
6. Chad Holbrook (1990-93)	179
7. Clay Hooper (1996-2000)	173
8. Devy Bell (1984-87)	172
9. Dan Moylan (1998-2000)	166
10. Russ Adams (2000-02)	163
Dave Arendas (1987-90)	163

### HITS

1. Chad Prosser (2000-03)	291
2. Sean Farrell (2000-03)	288
3. Jarrett Shearin (1996-99)	284
4. Chad Holbrook (1990-93)	273
5. B.J. Surhoff (1983-85)	265
6. Josh Horton (2005-07)	264
7. Pete Kumiega (1980-83)	254
8. Adam Greenberg (2000-02)	253
9. Chad Flack (2006-07)	252
10. Greg Mangum (2002-05)	246
Clay Hooper (1996-2000)	246
Jeff Hubbard (1981-84)	246

### DOUBLES

1. Jarrett Shearin (1996-99)	73
2. Sean Farrell (2000-03)	63
3. Pete Kumiega (1980-83)	51
4. Dan Moylan (1998-2000)	49
5. Chad Prosser (2000-03)	48
6. Greg Schuler (1980-83)	47
7. Josh Horton (2005-07)	46
Darren Villani (1988-91)	46
B.J. Surhoff (1983-85)	46
10. Adam Greenberg (2000-02)	45
Clay Hooper (1996-2000)	45
Brian Roberts (1997-98)	45

### TRIPLES

1. Adam Greenberg (2000-02)	17
2. Chad Holbrook (1990-93)	14
3. Ferg Norton (1959-61)	12
4. Tyrell Godwin (1998-2000)	11
Jim Atkinson (1976-79)	11
6. Josh Horton (2005-07)	10
Jarrett Shearin (1996-99)	10
8. Drex Roberts (1981-83)	9
9. B.J. Surhoff (1983-85)	8
Charlie Carr (1966-68)	8
Danny Talbott (1965-67)	8
Dick Prindle (1963-65)	8

### HOME RUNS

1. Devy Bell (1984-87)	57
2. Chris Cox (1990-93)	49
3. Sean Farrell (2000-03)	40
Jarrett Shearin (1996-99)	40
Cookie Massey (1993-94)	40
Scott Johnson (1983-86)	40
7. Ryan Earey (1998-2000)	39
Pete Kumiega (1980-83)	39
9. Chad Flack (2005-07)	35
10. Manny DaSilva (1992-94)	34

### EXTRA BASE HITS

1. Jarrett Shearin (1996-99)	123
2. Sean Farrell (2000-03)	107
3. Pete Kumiega (1980-83)	103
4. Adam Greenberg (2000-02)	89
5. Chris Cox (1990-93)	86
Devy Bell (1984-87)	86
B.J. Surhoff (1983-85)	86
8. Chad Flack (2005-07)	82
9. Ryan Earey (1998-2000)	81
10. Chris Maples (1999-2002)	79
Jim Atkinson (1976-79)	79

### RUNS BATTED IN

1. Sean Farrell (2000-03)	214
Jarrett Shearin (1996-99)	214
3. Devy Bell (1984-87)	192
4. Pete Kumiega (1980-83)	187
5. Ryan Earey (1998-2000)	185
6. Scott Johnson (1983-86)	177
7. Chris Iannetta (2002-04)	160
8. Chad Flack (2005-07)	163
9. Chris Cox (1990-93)	158
10. B.J. Surhoff (1983-85)	157

### TOTAL BASES

1. Sean Farrell (2000-03)	515
2. Jarrett Shearin (1996-99)	497
3. Devy Bell (1984-87)	433
4. Pete Kumiega (1980-83)	428
5. B.J. Surhoff (1983-85)	423
6. Adam Greenberg (2000-02)	413
7. Chad Flack (2005-07)	409
8. Josh Horton (2005-07)	384
9. Ryan Earey (1998-2000)	370
10. Chris Cox (1990-93)	366

### STOLEN BASES

1. Brian Roberts (1997-98)	110
2. Chad Holbrook (1990-93)	98
3. Russ Adams (2000-02)	93
4. Adam Greenberg (2000-02)	92
5. B.J. Surhoff (1983-85)	84
6. Jarrett Shearin (1996-99)	75
7. Dave Arendas (1987-90)	74
8. Steve Mrowka (1986-87)	71
9. Greg Schuler (1980-83)	66
10. Jim Rouse (1977-80)	65

### WALKS

1. Dan Moylan (1998-2000)	174
2. Sean Farrell (2000-03)	136
3. Chris LaMarsh (1996-99)	125
4. Adam Greenberg (2000-02)	124
5. Brad Woodall (1988-91)	118
6. Jarrett Shearin (1996-99)	113
7. Dave Arendas (1987-90)	111
8. Scott Johnson (1983-86)	108
9. Chad Holbrook (1990-93)	103
10. Greg Mangum (2002-05)	101

Chad Flack ranks among Carolina's career top 10 in at-bats, hits, home runs, extra base hits, RBI and total bases.



Photo: Pxi Group



# SINGLE-SEASON PITCHING RECORDS



Adam Warren

Pratt & Miller Group



Andrew Miller

Pratt & Miller Group



Andrew Carignan

Jim Bounds

## GAMES

1. Rob Wooten (2007)	47
2. Derrick DePriest (1998)	44
3. Andrew Carignan (2007)	40
4. Jonathan Hovis (2006)	38
Thad Chrismon (1993)	38
6. Derrick DePriest (1999)	36
Thad Chrismon (1995)	36
8. Derrick DePriest (2000)	35
Thad Chrismon (1994)	35
10. Matt Danford (2006)	33
Kevin Brower (2003)	33

## WINS

1. Greg Norris (1978)	14
2. Andrew Miller (2006)	13
3. Adam Warren (2007)	12
Jim Dougherty (1990)	12
John Thoden (1989)	12
6. Robert Woodard (2007)	11
Derek Manning (1993)	11
Scott Bankhead (1984)	11
Mark Ochal (1981)	11
Tom Buskey (1969)	11
Sean Murphy (1995)	11

## WINNING PERCENTAGE (MIN. 5 DECISIONS)

1. Adam Warren (12-0) (2007)	1.000
Scott Bankhead (11-0) (1984)	1.000
Scott Bankhead (9-0) (1983)	1.000
Garry Hill (8-0) (1967)	1.000
Robert Woodard (8-0) (2005)	1.000
Scott Manshack (7-0) (2002)	1.000
Scott Autrey (7-0) (2000)	1.000
Nicky Warren (7-0) (1961)	1.000
Luke Putkonen (6-0) (2006)	1.000
Brad Woodall (6-0) (1989)	1.000
Matt Danford (5-0) (2007)	1.000
B.J. Finnerty (5-0) (2000)	1.000
Bill Paschall (5-0) (1974)	1.000
Chris Elmore (5-0) (1998)	1.000

## INNINGS


1. John Thoden (1989)	133.2
2. Andrew Miller (2006)	123.1
3. Derek Manning (1993)	117.2
4. Jim Dougherty (1990)	115.2
5. Robert Woodard (2007)	114.2
6. Derrick DePriest (1998)	114.1
7. Greg Norris (1978)	113.2
8. Sean Murphy (1995)	112.0
9. Ryan Snare (2000)	109.0
10. Wayne Young (1960)	108.0

## EARNED RUN AVERAGE (MIN. 55 INNINGS)

1. Garry Hill (1967)	0.70
2. Wayne Young (1958)	0.89
3. Eddie Hill (1970)	1.07
4. Bill Haywood (1964)	1.13
5. Jonathan Hovis (2006)	1.17
6. Roger Williams (1983)	1.19
Brad Woodall (1989)	1.19
8. Chalmers Port (1953)	1.22
9. Andrew Carignan (2007)	1.43
Bill Paschall (1975)	1.43

## STRIKEOUTS

1. Andrew Miller (2006)	133
2. Sean Murphy (1995)	125
3. Scott Bankhead (1984)	124
4. Greg Norris (1978)	118
5. Sean Murphy (1994)	113
Roger Williams (1983)	113
7. Derek Manning (1993)	105
8. Andrew Miller (2005)	104
9. Ryan Snare (2000)	102
Kyle Snyder (1999)	102



Wayne Young

## COMPLETE GAMES (SINCE 1955)

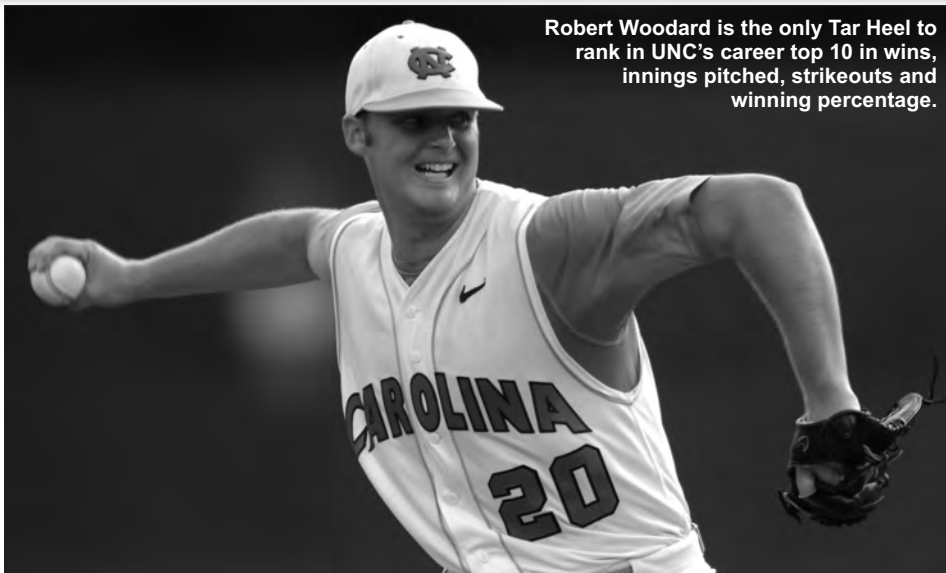
1. Greg Norris (1978)	13
2. Tom Buskey (1969)	10
3. Wayne Young (1960)	9
4. John Thoden (1989)	8
Bill Paschall (1976)	8
Garry Hill (1967)	8
Wayne Young (1958)	8
Jim Raugh (1957)	8
9. Michael Hoog (1988)	7
Bob Thomson (1976)	7
Tom Maultsby (1955)	7

## SAVES (SINCE 1990)

1. Andrew Carignan (2007)	18
Thad Chrismon (1993)	18
3. Andrew Carignan (2006)	15
4. Derrick DePriest (2000)	12
Thad Chrismon (1995)	12
6. Corey Richardson (1996)	10
Thad Chrismon (1994)	10
James Parks (1981)	10
9. Matt Danford (2005)	9
Gordon Douglas (1986)	9



Scott Bankhead



Robert Woodard is the only Tar Heel to rank in UNC's career top 10 in wins, innings pitched, strikeouts and winning percentage.

**GAMES**

1. Thad Chrismon (1992-95)	141
2. Derrick DePriest (1997-2000)	124
3. Whitley Benson (2001-04)	115
4. Matt Danford (2003, 2005-07)	114
5. Jonathan Hovis (2003-06)	106
6. Kevin Brower (2001-04)	105
7. Brad Woodall (1988-91)	97
8. Scott Senatore (2001-04)	94
9. Tim Kirk (1983-86)	92
10. Michael Gross (2001-04)	91

**WINS**

1. Robert Woodard (2004-07)	34
2. Michael Hoog (1987-90)	30
3. Jim Dougherty (1987-90)	28
4. Andrew Miller (2004-06)	27
5. Thad Chrismon (1992-95)	26
6. Daniel Bard (2004-06)	24
Roger Williams (1983-85)	24
Scott Bankhead (1982-84)	24
9. Greg Norris (1977-79)	23
10. Wayne Young (1958-60)	22

**WINNING PERCENTAGE (MIN. 20 DECISIONS)**

1. Scott Bankhead, 24-3 (1982-84)	.889
2. Robert Woodard, 34-5 (2004-07)	.872
3. Chris Elmore, 19-3 (1997-2000)	.864
4. John Thoden, 20-4 (1987-89)	.833
5. Paul Shuey, 18-4 (1990-92)	.818
6. Mark Ochal, 21-5 (1980-81)	.808
7. Roger Williams, 24-6 (1983-85)	.800
8. Greg Norris, 23-6 (1977-79)	.793
9. James Parks, 20-6 (1978-81)	.769
10. Bill Haywood, 16-5 (1963-64)	.762

**INNINGS**

1. Michael Hoog (1987-90)	390.0
2. Robert Woodard (2004-07)	377.1
3. Jim Dougherty (1987-90)	357.0
4. Thad Chrismon (1992-95)	330.0
5. Andrew Miller (2004-06)	309.0
6. Derrick DePriest (1997-2000)	287.0
7. Daniel Bard (2004-06)	286.0
Derek Manning (1989-93)	286.0
9. Wayne Young (1958-60)	282.2
10. Ryan Snare (1998-2000)	271.0

**EARNED RUN AVERAGE (MIN. 2 YRS., 150 INN.)**

1. Bill Haywood (1963-64)	1.36
2. Wayne Young (1958-60)	1.53
3. Tom Buskey (1967-69)	1.75
4. Bill Paschall (1973-76)	1.95
5. David Kirk (1978-80)	2.04
6. Mike Merritt (1972-75)	2.16
7. Chalmers Port (1951-53)	2.20
8. Jim Raugh (1955-57)	2.39
9. Scott Bankhead (1982-84)	2.47
10. Roger Williams (1983-85)	2.51

**STRIKEOUTS**

1. Andrew Miller (2004-06)	325
2. Michael Hoog (1987-90)	289
3. Jim Dougherty (1987-90)	281
4. Thad Chrismon (1992-95)	279
5. Mike Bynum (1997-99)	276
6. Ryan Snare (1998-2000)	269
7. Robert Woodard (2004-07)	264
8. Scott Bankhead (1982-84)	257
9. Roger Williams (1983-85)	254
10. Daniel Bard (2004-06)	239
Derrick Manning (1989-93)	239

**COMPLETE GAMES (SINCE 1955)**

1. Wayne Young (1958-60)	21
2. Jim Raugh (1955-57)	19
Bill Paschall (1973-76)	19
4. Greg Norris (1977-79)	18
5. Mike Merritt (1972-75)	17
Tom Buskey (1967-69)	17
7. John Dannemann (1971-74)	16
8. John Thoden (1987-89)	15
9. Michael Hoog (1987-90)	13
10. Jim Dougherty (1987-90)	12

**SAVES (SINCE 1990)**

1. Thad Chrismon (1992-1995)	41
2. Andrew Carignan (2005-07)	33
3. Derrick DePriest (1997-2000)	26
4. Gordon Douglas (1983-86)	21
5. Paul Shuey (1990-92)	18
6. Rich Fernandez (1988-91)	17
Corey Richardson (1995-99)	15
James Parks (1978-81)	15
9. Whitley Benson (2001-04)	11
Michael Gross (2001-04)	11

Current players in boldface

**THE LAST TIME A TAR HEEL ...**

**Homered Leading Off a Game:**  
Reid Fronk at Maryland, May 19, 2007 (Game 2)

**Hit Two Home Runs in a Game:**  
Reid Fronk at Maryland, May 19, 2007 (Game 1)

**Hit Three Home Runs in a Game:**  
Chris Maples vs. NC State, April 20, 2002

**Hit a Grand Slam:**  
Dustin Ackley vs. UNC Wilmington, April 3, 2007

**Hit Home Runs in Consecutive At-Bats:**  
Reid Fronk at NC State, April 29, 2007

**Hit Home Runs in Three Straight At-Bats:**  
Adam Greenberg vs. Towson, March 27, 2002

**Hit Two Home Runs In One Inning:**  
Chris Maples vs. Fla. State, March 23, 2002 (7th)

**Hit A Home Run In His First Collegiate Game:**  
Drew Poulk vs. Seton Hall, Feb. 16, 2007

**Hit A Home Run In His First Collegiate At-Bat:**  
Drew Poulk vs. Seton Hall, Feb. 16, 2007

**Hit An Inside-The-Park Home Run:**  
Jay Cox at Georgia Tech, April 11, 2004

**Hit A Game-Winning, Walk-Off Home Run:**  
Seth Williams vs. Charlotte, April 10, 2007 (9th)

**Had Five Hits In A Game:**  
Mike Cavasinni at Alabama, June 9, 2006

**Stole Home:**  
Matt Spencer vs. Georgia Tech, May 21, 2005

**Pitched A No-Hitter:**  
Greg Norris vs. East Tenn. State, April 28, 1978

**Pitched A Combined No-Hitter:**  
Chris Elmore and Ryan Earey vs. Towson, March 23, 1999

**Pitched A One-Hitter:**  
Brian Willman vs. Clemson, April 23, 1994

**Had 10-Plus Strikeouts In A Game:**  
Alex White at NC State, April 28, 2007 (11)

**Pitched A Complete-Game Shutout:**  
Robert Woodard vs. Duke, April 13, 2007

**THE LAST TIME THE TAR HEELS ...**

**Had Back-to-Back Home Runs:**  
Second inning vs. Georgia Tech, May 13, 2007 (Benji Johnson and Reid Fronk)

**Had Three Consecutive Home Runs:**  
Sixth inning vs. Princeton, March 20, 2002 (Ryan Blake, Chris Maples, Chris Iannetta)

**Scored 20 Or More Runs In A Game:**  
28-3 win over Davidson, March 28, 2007

**Scored 25 Or More Runs In A Game:**  
28-3 win over Davidson, March 28, 2007

**Had 20 Or More Hits In A Game:**  
20 at Florida State, April 22, 2007

**Had 25 Or More Hits In A Game:**  
26 vs. Davidson, March 28, 2007

**Had 15 Or More Strikeouts In A Game:**  
17 at East Carolina, May 9, 2007 (Seven pitchers)

**Did Not Issue A Walk In A Game:**  
vs. Stony Brook, Feb. 23, 2007 (Robert Woodard, Adam Warren, Rob Wooten and Jared Bard)

**Turned A Triple Play:**  
April 25, 2004 at Duke (Fifth Inning) (6-3: With runners on first and second, 1B Wes Moyer caught a pop bunt for the first out, stepped on first for the second out and threw to SS Greg Mangum at second for the third out.)



## SINGLE-SEASON INDIVIDUAL RECORDS

### BATTING

**At Bats:** 297, Dustin Ackley (2007)  
**Games:** 73, Dustin Ackley, Tim Federowicz, Reid Fronk, Chad Flack, Josh Horton (2007)  
**Runs:** 80, Adam Greenberg (2002)  
**Hits:** 119, Dustin Ackley (2007)  
**Walks:** 68, Dan Moylan (1999)  
**Total Bases:** 190, Chris Maples (2002)  
**Doubles:** 25, Jarrett Shearin (1998)  
**Triples:** 8, Rip Ryan (1949)  
**Home Runs:** 24, Devy Bell (1986)  
**Extra-Base Hits:** 48, Chris Maples (2002)  
**Slugging Pct.:** .766, Cookie Massey (1994)  
**Runs Batted In:** 83, Marshall Hubbard (2004)  
**Average:** .427, Brian Roberts (1997)  
**Stolen Bases:** 63, Brian Roberts (1998)  
**Hit By Pitch:** 28, Ryan Earey (2000)  
**Hit Streak:** 31 games, Ron Maurer (1990)

### FIELDING

**Putouts:** 577, Steve Estroff (1990)  
**Assists:** 220, Ron Maurer (1990)  
**Errors:** 33, Darin Campbell (1986)

### PITCHING

**ERA:** 0.70, Garry Hill (1967)  
**Wins:** 14, Greg Norris (1978)  
**Games:** 47, Rob Wooten (2007)  
**Innings:** 133.2, John Thoden (1990)  
**Strikeouts:** 133, Andrew Miller (2006)  
**Winning Percentage:** (min. 5 decisions) - 1.000, 13 pitchers on 14 occasions; most recently by Adam Warren, 12-0, and Matt Danford, 5-0 (2007)  
**Starts:** 19, John Thoden (1989)  
**Complete Games:** 13, Greg Norris (1978)  
**Pickoffs:** 18, Eric Henderson (2000)  
**Relief Outings:** 47, Rob Wooten (2007)  
**Saves:** 18, Andrew Carignan (2007), Thad Chrismon (1993)  
**Shutouts:** 3, Bill Paschall (1974), Mike Merritt (1972) and Jerry Davis (1964)  
**Consecutive Wins:** 14, Greg Norris (1978)

## SINGLE-SEASON TEAM RECORDS

**Highest Batting Average:** .325, 752-2315 (2002)  
**Lowest Batting Average:** .209, 188-901 (1952)  
**Most Games:** 73 (2007)  
**Most At-Bats:** 2,601 (2007, 73 games)  
**Most Runs:** 541 (2002, 63 games)  
**Fewest Runs:** 88 (1970, 30 games)  
**Most Hits:** 820 (2007, 73 games)  
**Fewest Hits:** 178 (1973, 26 games)

**Most Doubles:** 153 (2002, 63 games)  
**Most Triples:** 24 (1949, 31 games)  
**Most Home Runs:** 108 (2002, 63 games)  
**Fewest Home Runs:** 5 (1972, 32 games)  
**Most Stolen Bases:** 135 (1983, 174 attempts, 52 games)  
**Most Walks (Batting):** 324 (1990, 65 games)  
**Most Strikeouts (Batting):** 463 (1998, 65 games)  
**Highest Fielding Pct.:** .974 (2007)  
**Most Games Won:** 57 (2007)  
**Most Games Lost:** 31 (1997)  
**Longest Winning Streak:** 21 (2000)  
**Longest Losing Streak:** 8 (1997)  
**Longest Game, Innings:** 15 (four times)

## CAREER INDIVIDUAL RECORDS

### BATTING

**At Bats:** 935, Chad Prosser (2000-03)  
**Games:** 244, Chad Prosser (2000-03)  
**Runs:** 219, Jarrett Shearin (1996-99)  
**Hits:** 291, Chad Prosser (2000-03)  
**Walks:** 174, Dan Moylan (1998-2000)  
**Total Bases:** 497, Jarrett Shearin (1996-99)  
**Doubles:** 73, Jarrett Shearin (1996-99)  
**Triples:** 17, Adam Greenberg (2000-02)  
**Home Runs:** 57, Devy Bell (1984-87)  
**Slugging Pct.:** .667, Cookie Massey (1993-94)  
**Runs Batted In:** 214, Jarrett Shearin (1996-99); Sean Farrell (2000-03)  
**Average:** .392, B.J. Surhoff (1983-85)  
**Stolen Bases:** 110, Brian Roberts (1997-98)  
**Hit By Pitch:** 51, Ryan Earey (1998-2000)

### PITCHING

**ERA:** 1.36, Bill Haywood (1963-64)  
**Wins:** 34, Robert Woodard (2004-07)  
**Games:** 141, Thad Chrismon (1992-95)  
**Innings:** 390.0, Michael Hoog (1987-90)  
**Strikeouts:** 325, Andrew Miller (2004-06)  
**Winning Pct.:** .889, (24-3), Scott Bankhead, 1982-84  
**Starts:** 60, Michael Hoog (1987-90)  
**Complete Games:** 21, Wayne Young (1958-60)  
**Relief Outings:** 135, Thad Chrismon (1992-95)  
**Saves:** 41, Thad Chrismon (1992-95)  
**Shutouts:** 7, Mike Merritt (1972-75)  
**Consecutive Wins:** 20, Scott Bankhead (1983-84)

## SINGLE-GAME INDIVIDUAL RECORDS

**At-Bats:** 8, by three players, most recently by Scott Johnson vs. Baptist (2/21/85)  
**Runs:** 5, by seven players, most recently by Greg Mangum at Virginia Tech (3/11/05)  
**Hits:** 6, Greg Schuler vs. Baptist (4/13/82)



Garrett Gore and the Tar Heels set a school record with a .974 fielding percentage in 2007.

**RBI:** 10, Cookie Massey vs. Marist (3/16/94)  
**Total Bases:** 15, Scott Johnson vs. East Carolina (3/21/85)  
**Doubles:** 4, by three players, most recently by Jarrett Shearin vs. William & Mary (2/24/98)  
**Triples:** 2, by four players, most recently by Benji Johnson vs. Virginia Tech (4/16/06)  
**Home Runs:** 3, by eight players, most recently by Chris Maples vs. NC State (4/20/02)  
**Stolen Bases:** 5, Steve Mrowka vs. Campbell (5/7/86); Brian Roberts vs. Maryland (3/7/98)  
**Strikeouts:** 19, Roger Williams vs. Duke (4/1/85)

Current players in boldface

## CAROLINA'S LONGEST HITTING STREAKS

Name	Year	Streak
1. Ron Maurer	1990	31
2. Scott Bradley	1980	30
<b>3. Dustin Ackley</b>	<b>2007</b>	<b>28</b>
4. Chris Madonna	1994	26
5. Mike Stoner	1995	25

## TEAM RECORDS

### AVERAGE

- .325 (2002)
- .323 (2000)
- .322 (1984)
- .321 (2006)
- .319 (2003)
- .319 (1983)
- .316 (1980)
- .315 (2007)
- .315 (1999)
- .312 (1981)

### HITS

- 820 (2007)
- 785 (2006)
- 753 (2003)
- 752 (2002)
- 719 (2000)
- 674 (2004)
- 670 (1998)
- 637 (1999)
- 632 (2005)
- 628 (1997)

### DOUBLES

- 153 (2002)
- 143 (2007)
- 137 (1998)
- 136 (2006)
- 134 (1997)
- 133 (2004)
- 132 (2003)
- 130 (1999)
- 129 (1995)
- 128 (2000)

### TRIPLES

- 24 (1949)
- 23 (2007)
- 22 (1981)
- 19 (2000)
- 18 (2002)
- 18 (1978)
- 16 (1999)
- 16 (1990)
- 15 (2003)
- 15 (2001)
- 15 (1998)

### HOME RUNS

- 108 (2002)
- 95 (1986)
- 92 (1998)
- 83 (2006)
- 83 (1994)
- 80 (1997)
- 78 (1987)
- 78 (1985)
- 76 (1988)
- 74 (1981)

### RUNS

- 541 (2002)
- 535 (2007)
- 522 (2000)
- 513 (2006)
- 507 (2003)
- 493 (1998)
- 464 (1999)
- 452 (1990)
- 452 (1985)
- 451 (2004)

### EXTRA BASE HITS

- 279 (2002)
- 244 (1998)
- 238 (2007)
- 231 (2006)
- 222 (1997)
- 218 (2003)
- 216 (2000)
- 216 (1994)
- 213 (2004)
- 210 (1995)

### TOTAL BASES

- 1265 (2002)
- 1225 (2007)
- 1194 (2006)
- 1128 (2003)
- 1113 (1998)
- 1092 (2000)
- 1034 (2004)
- 1018 (1997)
- 990 (1994)
- 988 (1999)

### RUNS BATTED IN

- 497 (2007)
- 491 (2002)
- 479 (2000)
- 471 (2006)
- 456 (1998)
- 452 (2003)
- 407 (2004)
- 406 (1999)
- 398 (1986)
- 396 (1987)

### STOLEN BASES

- 135 (1983)
- 133 (1981)
- 132 (2000)
- 128 (1998)
- 127 (2002)
- 127 (1999)
- 122 (1982)
- 121 (1987)
- 120 (1993)
- 115 (1979)

### SLUGGING PERCENTAGE

- .546 (2002)
- .509 (1986)
- .507 (1994)
- .499 (1998)
- .498 (1987)
- .492 (1997)
- .492 (1983)
- .491 (2000)
- .489 (1999)
- .488 (2006)
- .488 (1985)

## YEAR-BY-YEAR BATTING STATISTICS (SINCE 1970)

Year	AVG	G	AB	R	H	2B	3B	HR	RBI	TB	SLG%	BB	HBP	SO	GDP	OB%	SF	SH	SB-ATT	PO	A	E	FLD%
2007	.315	73	2601	535	820	143	23	72	497	1225	.471	273	59	295	45	.386	49	26	47-69	1971	766	73	.974
2006	.321	69	2448	513	785	136	12	83	471	1194	.488	271	68	385	37	.398	36	43	91-127	1872	760	96	.965
2005	.294	61	2149	393	632	116	11	63	361	959	.446	229	44	371	39	.368	38	34	61-81	1672	675	101	.959
2004	.297	64	2268	451	674	133	13	67	407	1034	.456	250	48	430	28	.375	28	30	60-81	1736	714	100	.961
2003	.319	65	2358	507	753	132	15	71	452	1128	.478	252	70	397	39	.396	32	29	74-103	1762	720	85	.967
2002	.325	64	2315	541	752	153	18	108	491	1265	.546	312	68	366	31	.415	34	17	127-164	1716	645	79	.968
2001	.302	57	1967	398	595	116	15	30	355	831	.422	230	54	350	43	.385	32	31	91-116	1497	652	94	.958
2000	.323	63	2225	522	719	128	19	69	479	1092	.491	300	86	348	40	.414	55	28	132-168	1694	711	97	.961
1999	.315	59	2022	464	637	130	16	63	406	988	.489	289	56	375	41	.408	40	20	127-168	1555	633	106	.954
1998	.300	65	2232	493	670	137	15	92	456	1113	.499	306	50	463	23	.391	37	58	128-166	1724	709	111	.956
1997	.304	60	2068	434	628	134	8	80	386	1018	.492	265	43	384	40	.388	34	47	99-127	1575	625	99	.957
1996	.289	58	1972	365	569	91	9	66	321	876	.444	212	44	347	50	.366	26	56	67-108	1548	638	118	.949
1995	.294	62	2081	411	611	129	14	67	369	969	.466	249	52	372	39	.379	23	58	70-105	1631	706	112	.954
1994	.304	55	1953	414	594	119	14	83	367	990	.507	220	47	416	29	.384	20	28	63-78	1458	647	113	.949
1993	.292	63	2114	396	617	105	14	70	366	960	.454	242	47	433	34	.373	24	51	120-160	1663	688	110	.955
1992	.280	58	1948	333	545	88	14	41	287	784	.402	203	32	318	40	.352	33	36	90-130	1504	705	100	.957
1991	.283	59	1942	354	550	86	9	48	310	798	.411	233	21	324	31	.364	15	61	62-99	1539	632	80	.964
1990	.288	65	2150	452	619	106	16	63	390	946	.440	324	29	336	75	.384	27	83	110-152	1732	770	109	.958
1989	.257	60	1924	299	495	95	9	34	260	710	.369	250	43	380	45	.351	29	64	59-99	1597	677	76	.968
1988	.288	61	2083	430	599	111	11	76	383	960	.461	226	32	303	62	.361	35	50	92-116	1596	717	99	.959
1987	.294	53	1790	445	527	104	13	78	396	891	.498	266	29	261	37	.415	27	37	121-154	1370	602	79	.961
1986	.302	55	1916	447	579	99	6	95	398	975	.509	268	24	267	42	.406	23	40	108-135	1460	638	125	.944
1985	.307	58	1984	452	609	109	7	78	388	968	.488	244	27	251	35	.381	23	30	113-159	1493	620	77	.965
1984	.322	57	1934	442	624	101	14	60	391	933	.482	229	20	200	37	.386	39	42	113-151	1473	591	94	.956
1983	.319	52	1735	390	554	109	13	55	333	854	.492	243	16	174	33	.397	19	36	135-174	1342	504	69	.964
1982	.247	56	1890	296	466	89	6	38	239	681	.360	275	23	275	52	.339	19	47	122-156	1531	656	90	.960
1981	.312	53	1848	401	577	89	22	74	354	932	.504	243	-	254	51	-	16	18	133-166	1394	628	98	.954
1980	.316	56	1976	420	625	127	12	60	379	956	.484	210	-	208	46	-	19	24	103-137	1469	614	96	.956
1979	.298	50	1805	323	538	86	14	36	280	760	.421	155	-	229	-	-	-	-	115-147	1374	532	95	.953
1978	.276	55	1807	320	499	83	18	29	259	705	.390	194	-	288	-	-	-	-	77-101	1408	564	118	.944
1977	.261	35	1158	165	302	48	11	19	137	425	.367	131	-	151	-	-	-	-	61	905	425	63	.955
1976	.249	36	1162	158	289	51	6	11	137	385	.331	149	-	163	-	-	-	-	53	951	423	67	.954
1975	.254	36	1165	167	296	51	8	12	149	399	.342	137	-	180	-	-	-	-	55	943	372	77	.945
1974	.261	31	1056	157	276	42	5	12	132	364	.345	118	-	140	-	-	-	-	34	837	362	46	.959
1973	.217	26	821	99	178	25	5	7	82	234	.285	92	-	121	-	-	-	-	19	674	291	37	.963
1972	.260	32	987	162	257	50	12	5	149	346	.351	135	-	117	-	-	-	-	20	811	353	55	.953
1971	.282	32	1108	175	312	50	4	14	160	412	.372	155	-	139	-	-	-	-	-	835	396	57	.953
1970	.221	32	921	93	204	30	5	7	77	265	.288	121	-	161	-	-	-	-	-	738	316	56	.949

## YEAR-BY-YEAR PITCHING STATISTICS (SINCE 1970)

Year	ERA	W-L	APP	CG	SHO/CBO	SV	IP	H	R	ER	BB	SO	2B	3B	HR	BF	B/AVG	WP	HBP	BK	SFA	SHA
2007	3.52	57-16	73	1	7/6	23	657.0	615	302	257	271	536	107	5	43	2865	.250	30	58	14	25	51
2006	3.35	54-15	69	5	9/6	18	624.0	551	286	232	232	543	72	12	30	2683	.238	38	73	5	21	45
2005	3.17	41-19-1	61	5	7/5	14	557.1	483	272	196	232	496	75	10	35	2430	.234	32	80	2	14	41
2004	3.62	43-21	64	3	7/5	12	578.2	525	294	233	231	484	84	1	44	2508	.243	31	72	10	15	33
2003	4.31	42-23	65	1	3/3	8	587.1	610	325	281	245	479	81	5	46	2616	.272	32	54	10	27	51
2002	4.37	43-21	64	4	4/1	13	572.0	561	322	278	270	515	75	4	46	2193	.256	69	52	10	10	28
2001	5.90	31-26	57	1	3/2	9	499.0	617	416	327	289	315	96	8	52	1989	.310	74	43	10	37	38
2000	4.30	46-17	63	2	7/6	15	564.2	569	319	270	254	475	87	11	40	2515	.264	47	41	13	24	33
1999	3.73	41-18	59	3	4/4	11	518.1	493	291	215	247	510	94	8	35	2297	.251	51	38	6	19	28
1998	4.67	42-23	65	6	3/2	13	574.2	587	389	298	313	492	106	9	62	2628	.265	58	33	2	22	43
1997	6.09	29-31	60	7	0/0	9	525.0	610	437	355	358	418	99	10	66	2548	.292	86	46	2	23	29
1996	4.62	33-25	58	8	3	13	516.0	493	350	265	276	375	86	12	53	2347	.251	55	50	3	17	36
1995	4.52	39-23	62	9	1	13	543.2	562	339	273	277	478	113	10	38	2479	.265	71	38	1	17	21
1994	4.22	34-21	55	4	4	13	486.0	484	290	228	222	448	88	4	38	2175	.257	45	29	4	11	26
1993	3.85	43-20	63	4	2	23	554.1	553	308	237	207	502	95	8	43	2450	.256	56	37	2	18	31
1992	4.27	31-27	58	4	3	8	501.1	528	311	238	253	344	110	12	32	2269	.273	48	30	3	16	35
1991	4.30	36-23	59	6	3	11	513.0	517	306	245	322	437	84	14	39	2342	.266	41	25	3	15	33
1990	3.07	51-14	65	10	6	18	577.1	534	258	197	280	505	67	12	41	2510	.246	43	16	4	43	-
1989	3.18	41-18-1	60	10	4	14	532.1	468	231	188	208	427	98	15	38	2266	.235	22	28	1	41	-
1988	4.92	34-27	61	17	2	12	532.0	569	353	291	245	383	112	15	62	-	.273	27	27	0	35	50
1987	4.93	31-22	53	10	3	7	456.2	451	309	250	223	322	86	11	45	-	.257	22	20	4	22	28
1986	4.86	33-22	55	4	4	12	486.2	516	344	263	243	317	103	11	47	-	.267	35	26	4	19	25
1985	3.89	40-17	58	9	6	6	497.2	428	248	215	250	437	88	9	43	-	.230	25	19	4	12	17
1984	3.56	44-13	57	10	4	16	491.0	437	250	194	208	431	77	10	44	-	.235	29	13	5	11	17
1983	2.89	42-10	52	15	5	13	447.1	359	186	144	189	402	61	9	26	-	.217	27	15	5	8	17
1982																						

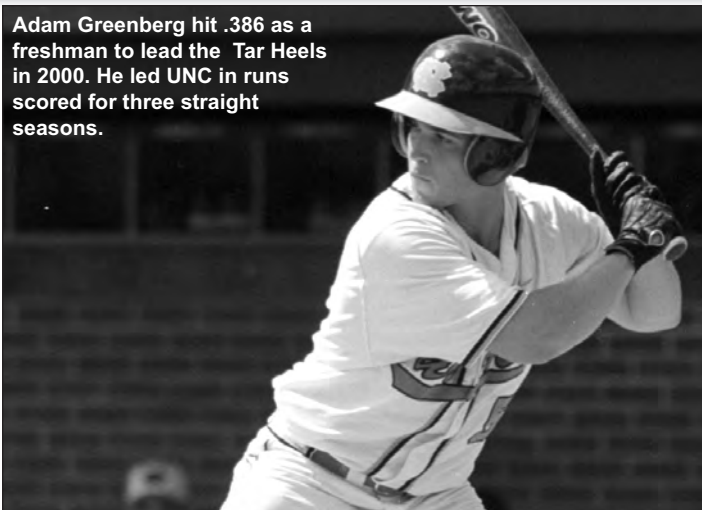




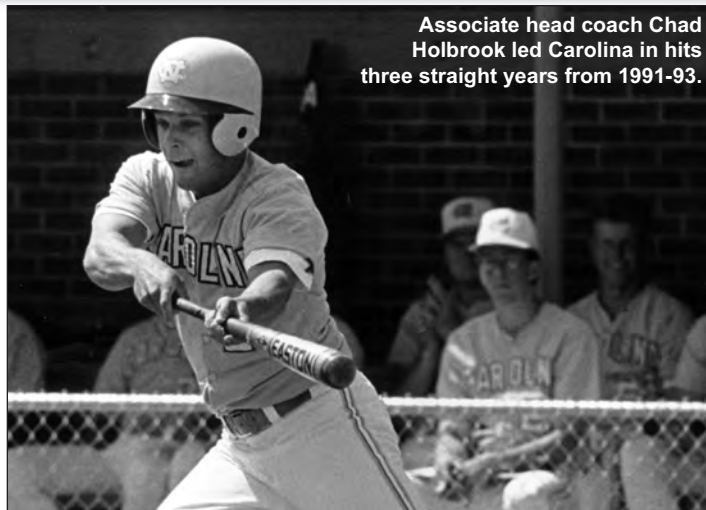
# ANNUAL HITTING LEADERS



Adam Greenberg hit .386 as a freshman to lead the Tar Heels in 2000. He led UNC in runs scored for three straight seasons.



Associate head coach Chad Holbrook led Carolina in hits three straight years from 1991-93.




Year	Average	Runs	Hits	Home Runs	Runs Batted In
1954	Will Frye (.354)	Connie Gravitte (25)	Fred Dale (30)	Connie Gravitte (6)	Connie Gravitte (16)
1955	Tom Zachary (.380)	Connie Gravitte (25)	Connie Gravitte (31)	Connie Gravitte (7)	Al Long (16)
1956	Ivalee Hill (.358)	Don Lewis (21)	Jack Woods (28)	Ivalee Hill (4)	Ivalee Hill (24)
1957	Dick Hudson (.313)	Joe Shook (20)	three with 26	Ivalee Hill (2)	Hudson, Honeycutt (14)
1958	Gerald Griffin (.337)	Carson Oldham (30)	Gerald Griffin (35)	Gerald Griffin (2)	Alton Pons (25)
1959	John Burgwyn (.324)	Gerald Griffin (16)	John Burgwyn (24)	Ferg Norton (2)	Vaughn Bryson (12)
1960	Gerald Griffin (.321)	Ferg Norton (29)	Gerald Griffin (36)	Griffin, Norton (3)	Gerald Griffin (21)
1961	Jim Mooring (.427)	Ferg Norton (21)	Jim Mooring (32)	Mooring, DeLolloio (3)	Jim Mooring (21)
1962	Buddy Tilden (.339)	Paul Swing (22)	Neal, Swing (28)	Tilden, Neal (2)	Larry Neal (16)
1963	Tom Wright (.377)	Dick Prindle (24)	Jim Speight (35)	Ken Willard (4)	Ken Willard (18)
1964	John Shaw (.364)	Jim Speight (32)	Dick Prindle (41)	Ken Willard (11)	Ken Willard (40)
1965	Danny Talbott (.362)	Taylor, Prindle (21)	Danny Talbott (38)	Bonczek, Black (3)	Danny Talbott (24)
1966	Charlie Carr (.397)	Charlie Carr (26)	Danny Talbott (51)	four with 3	Carr, Talbott (21)
1967	Skip Hull (.363)	Danny Talbott (20)	Danny Talbott (32)	Garry Hill (4)	Danny Talbott (18)
1968	Doug Lanham (.333)	Ron Lemonds (22)	Skip Hull (36)	Skip Hull (4)	Skip Hull (26)
1969	Eddie Hill (.377)	Eddie Hill (23)	Eddie Hill (46)	Skip Hull (7)	Skip Hull (27)
1970	Eddie Hill (.357)	Eddie Hill (16)	Eddie Hill (35)	Eddie Hill (5)	Eddie Hill (14)
1971	Doug Lanham (.336)	Bob Elliott (31)	Jack Gillis (44)	Larry Kiser (4)	Jack Gillis (31)
1972	Tom Gillis (.344)	Mike Roberts (25)	Bobby Guthrie (36)	Mike Roberts (2)	Jack Leachman (22)
1973	Jack Leachman (.243)	Lee Smith (12)	Kennedy, Guthrie (21)	three with 2	Guthrie, Lydecker (12)
1974	Dale Lydecker (.350)	Bobby Guthrie (26)	Bobby Guthrie (43)	Bobby Guthrie (6)	Bobby Guthrie (24)
1975	Steve Rackley (.319)	Steve Rackley (25)	Chris Knepp (40)	Early Jones (4)	Mike Wilkerson (27)
1976	Kevin Haerberle (.346)	Steve Rackley (24)	Steve Rackley (38)	Early Jones (4)	three with 18
1977	Jim Atkinson (.341)	Jim Atkinson (23)	Randy Warrick (43)	Jim Atkinson (5)	Jim Atkinson (23)
1978	Dave Barnett (.356)	Jim Atkinson (45)	Jim Atkinson (71)	three with 6	Greg Robinson (49)
1979	Roy Clark (.382)	Jim Atkinson (56)	Roy Clark (84)	Jim Atkinson (16)	Jim Atkinson (52)
1980	Scott Bradley (.386)	Scott Bradley (59)	Scott Bradley (96)	Scott Bradley (10)	Scott Bradley (63)
1981	Joe Reto (.392)	Drex Roberts (55)	Scott Bradley (76)	Joe Reto (13)	Scott Bradley (50)
1982	Chris Pittaro (.283)	Barney Spooner (42)	Pete Kumiega (60)	Pete Kumiega (12)	Pete Kumiega (42)
1983	B.J. Surhoff (.386)	Drex Roberts (65)	B.J. Surhoff (80)	Pete Kumiega (12)	Jeff Hubbard (56)
1984	B.J. Surhoff (.400)	B.J. Surhoff (65)	B.J. Surhoff (98)	Todd Wilkinson (14)	Todd Wilkinson (57)
1985	B.J. Surhoff (.388)	B.J. Surhoff (77)	B.J. Surhoff (87)	Scott Johnson (22)	Scott Johnson (81)
1986	Darin Campbell (.349)	Devy Bell (57)	Devy Bell (73)	Devy Bell (24)	Devy Bell (64)
1987	Jesse Levis (.344)	Steve Mrowka (56)	Howard Freiling (72)	Bell, Campbell (17)	Howard Freiling (69)
1988	Tom Nevin (.343)	Tom Nevin (70)	Tom Nevin (81)	Tom Nevin (13)	Darin Campbell (49)
1989	Jesse Levis (.341)	Jesse Levis (41)	Jesse Levis (78)	Todd Nichols (8)	Todd Nichols (40)
1990	Steve Estroff (.389)	Kurt Green (53)	Steve Estroff (89)	Steve Estroff (15)	Steve Estroff (73)
1991	Cy Richardson (.333)	Brad Woodall (45)	Chad Holbrook (66)	Chris Cox (12)	Darren Villani (49)
1992	Donnie Leshnock (.336)	Manny DaSilva (39)	Chad Holbrook (65)	Chris Cox (17)	Chris Cox (43)
1993	Chad Holbrook (.353)	Chad Holbrook (56)	Chad Holbrook (88)	Cookie Massey (18)	Manny DaSilva (66)
1994	Manny DaSilva (.399)	Manny DaSilva (61)	Manny DaSilva (93)	Cookie Massey (22)	Cookie Massey (49)
1995	Josh Rowell (.381)	Michael Stoner (47)	Michael Stoner (81)	Michael Stoner (12)	David Boone (51)
1996	Mitch Jones (.369)	Michael Stoner (55)	Michael Stoner (79)	Michael Stoner (20)	Michael Stoner (65)
1997	Brian Roberts (.427)	Brian Roberts (63)	Brian Roberts (102)	Gregg Donohue (15)	Gregg Donohue (60)
1998	Brian Roberts (.353)	Brian Roberts (79)	Brian Roberts (91)	Jarrett Shearin (14)	Jarrett Shearin (68)
1999	Tyrell Godwin (.371)	Moylan, Shearin (57)	Godwin, Hooper (82)	Ryan Earey (15)	Ryan Earey (63)
2000	Adam Greenberg (.386)	Adam Greenberg (69)	Adam Greenberg (98)	Ryan Earey (14)	Godwin, Earey (67)
2001	Chad Prosser (.357)	Adams, Greenberg (52)	Russ Adams (79)	Maples, Blake (7)	Ryan Blake (42)
2002	Russ Adams (.370)	Adam Greenberg (80)	Chris Maples (95)	Chris Maples (23)	Chris Maples (79)
2003	Jeremy Cleveland (.410)	Jeremy Cleveland (74)	Jeremy Cleveland (103)	Jeremy Cleveland (19)	Jeremy Cleveland (65)
2004	Marshall Hubbard (.352)	Chris Iannetta (61)	Marshall Hubbard (88)	Marshall Hubbard (17)	Marshall Hubbard (83)
2005	Mike Daniel (.351)	Greg Mangum (51)	Matt Ellington (77)	Chad Flack (15)	Matt Ellington (55)
2006	Josh Horton (.395)	Flack, Fronk (68)	Chad Flack (112)	Jay Cox (15)	Chad Flack (68)
2007	Dustin Ackley (.402)	Reid Fronk (73)	Dustin Ackley (119)	Reid Fronk (11)	Dustin Ackley (74)



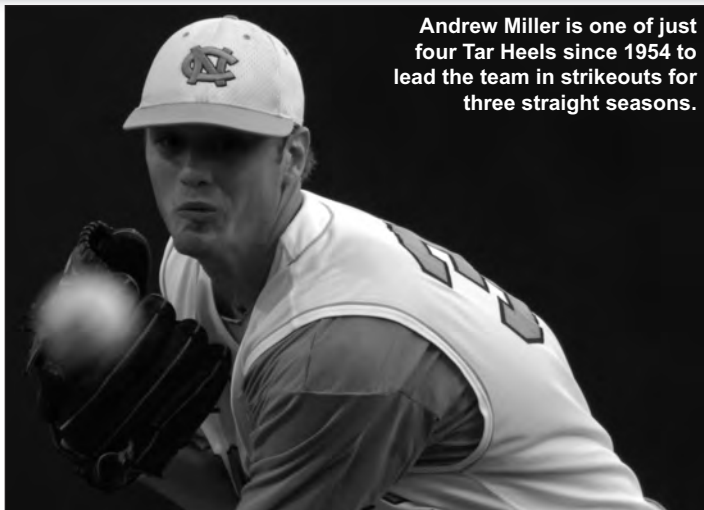
# ANNUAL PITCHING LEADERS



Bill Haywood led UNC in innings, wins, ERA and strikeouts in 1963 and '64.



Andrew Miller is one of just four Tar Heels since 1954 to lead the team in strikeouts for three straight seasons.



Year	Appearances	Innings Pitched	Wins	Earned Run Average	Strikeouts
1954	Charlie Aycock (10)	Charlie Aycock (61)	Joe Morgan (4)	Charlie Aycock (2.81)	Charlie Aycock (25)
1955	Jim Raugh (12)	Jim Raugh (82)	Jim Raugh (5)	Tom Maultsby (2.57)	Jim Raugh (61)
1956	Jim Raugh (14)	Jim Raugh (80)	Jim Raugh (6)	Jim Raugh (2.71)	Jim Raugh (59)
1957	Jim Raugh (13)	Jim Raugh (93.2)	Jim Raugh (7)	Charlie Aycock (0.75)	Jim Raugh (81)
1958	Wayne Young (13)	Wayne Young (100.1)	Wayne Young (7)	Wayne Young (0.90)	Wayne Young (78)
1959	Wayne Young (12)	Wayne Young (74.1)	Wayne Young (6)	Ben Hammett (2.30)	Wayne Young (53)
1960	Wayne Young (14)	Wayne Young (108)	Wayne Young (9)	Wayne Young (1.50)	Wayne Young (69)
1961	Nicky Warren (11)	Nicky Warren (66)	Nicky Warren (7)	Nicky Warren (2.46)	Nicky Warren (28)
1962	Bobby Cox (14)	Dave Murr (56)	three with 2	Jack Rees (3.38)	Dave Murr (32)
1963	Bill Haywood (16)	Bill Haywood (71)	Bill Haywood (6)	Bill Haywood (1.65)	Bill Haywood (62)
1964	Bill Haywood (16)	Bill Haywood (87.1)	Bill Haywood (10)	Bill Haywood (1.13)	Bill Haywood (83)
1965	Bill Dannemann (12)	Jerry Davis (56.2)	Jerry Davis (4)	Bob Reagan (0.43)	Danny Walker (38)
1966	Danny Walker (20)	Danny Walker (94)	Danny Walker (7)	George McRae (1.71)	Danny Walker (59)
1967	Tom Buskey (11)	Garry Hill (89)	Garry Hill (8)	Garry Hill (0.70)	Garry Hill (73)
1968	Tom Buskey (14)	Dave Lemonds (72.1)	Dave Lemonds (7)	Dave Lemonds (1.49)	Dave Lemonds (96)
1969	E. Hill, Buskey (13)	Tom Buskey (94)	Tom Buskey (11)	Robert Rhodes (1.68)	Tom Buskey (78)
1970	three with 10	Eddie Hill (66.2)	Eddie Hill (5)	Eddie Hill (1.07)	Eddie Hill (43)
1971	Jim Chamberlain (12)	Jim Chamberlain (59.2)	two with 4	Jim Chamberlain (3.01)	Jim Chamberlain (80)
1972	Mike Merritt (12)	Jim Chamberlain (62)	Mike Merritt (6)	John Dannemann (1.07)	Jim Chamberlain (54)
1973	Jim Chamberlain (11)	Mike Merritt (52.2)	Mike Merritt (4)	Mike Merritt (2.05)	Jim Chamberlain (46)
1974	Bruce Arrowood (11)	John Dannemann (72.1)	John Dannemann (6)	Bruce Arrowood (0.84)	Mike Merritt (46)
1975	Bruce Arrowood (11)	Bill Paschall (75.1)	Bill Paschall (5)	Bill Paschall (1.43)	Bill Paschall (59)
1976	three with 10	Bill Paschall (87.2)	Bob Thomson (6)	Bill Paschall (1.74)	Bill Paschall (64)
1977	Norris, Home (9)	Greg Norris (61.1)	Thomson, Norris (4)	Monty DeRatt (2.01)	Greg Norris (64)
1978	Greg Norris (16)	Greg Norris (133.2)	Greg Norris (14)	Greg Norris (1.75)	Greg Norris (118)
1979	Greg Norris (15)	Blaine Smith (82)	Bill Gallagher (7)	David Kirk (2.12)	Bill Gallagher (94)
1980	James Parks (25)	Mark Ochal (100.1)	Mark Ochal (10)	David Kirk (2.58)	David Kirk (70)
1981	James Parks (21)	Mark Ochal (106.1)	Mark Ochal (11)	Chris Kahler (2.05)	Mark Ochal (63)
1982	Ronnie Huffman (28)	Brad Powell (81)	Dave Droschak (7)	Ronnie Huffman (3.33)	Brad Powell (57)
1983	Tim Kirk (20)	Brad Powell (97.1)	Scott Bankhead (9)	Roger Williams (1.19)	Brad Powell (90)
1984	Tim Kirk (27)	Roger Williams (102)	Scott Bankhead (11)	Scott Bankhead (1.50)	Scott Bankhead (124)
1985	Tim Kirk (25)	Roger Williams (87.2)	Roger Williams (8)	Greg Karpuk (2.90)	Roger Williams (113)
1986	Gordon Douglas (24)	Ken Turner (72)	Ken Turner (7)	Todd Kopczynski (3.69)	Ken Turner (57)
1987	Doug Torborg (20)	David Trautwein (94)	Michael Hoog (8)	Jim Dougherty (3.21)	David Trautwein (59)
1988	Gresham, Fernandez (19)	Michael Hoog (109.1)	Michael Hoog (10)	Rich Fernandez (1.80)	Michael Hoog (83)
1989	Brad Woodall (26)	John Thoden (133.2)	John Thoden (12)	Brad Woodall (1.19)	John Thoden (98)
1990	Paul Shuey (31)	Jim Dougherty (115.2)	Jim Dougherty (12)	Jim Dougherty (1.71)	Michael Hoog (89)
1991	Brad Woodall (31)	Derek Manning (85.1)	Woodall, Johnson (6)	Paul Shuey (1.70)	Brad Woodall (70)
1992	Thad Chrismon (32)	Thad Chrismon (113.1)	Thad Chrismon (8)	Paul Shuey (3.13)	Paul Shuey (87)
1993	Thad Chrismon (38)	Derek Manning (117.2)	Derek Manning (11)	Scott Wissell (2.60)	Derek Manning (105)
1994	Thad Chrismon (35)	Sean Murphy (99.2)	Sean Murphy (9)	Thad Chrismon (2.37)	Sean Murphy (113)
1995	Thad Chrismon (36)	Sean Murphy (112.0)	Sean Murphy (11)	Thad Chrismon (2.86)	Sean Murphy (125)
1996	Ethan Stein (25)	A.Y. Yoder (103.1)	A.Y. Yoder (7)	Jim Wallace (3.72)	Jim Wallace (71)
1997	Nye, Wallace (20)	Mike Bynum (79.0)	Rodney Nye (8)	Jay Madeira (4.32)	Mike Bynum (92)
1998	Derrick DePriest (44)	Derrick DePriest (114.1)	three with 7	Corey Richardson (2.61)	Mike Bynum (95)
1999	Derrick DePriest (36)	Kyle Snyder (96.2)	three with 7	Derrick DePriest (1.71)	Kyle Snyder (102)
2000	Derrick DePriest (35)	Ryan Snare (109.0)	Ryan Snare (10)	Derrick DePriest (2.89)	Ryan Snare (102)
2001	Whitley Benson (25)	Scott Autrey (68.0)	Jason Howell (6)	Ralph Roberts (4.03)	Robinson, Autrey (42)
2002	Michael Gross (32)	Scott Autrey (97.2)	Carter Harrell (8)	Scott Senatore (2.08)	Scott Autrey (87)
2003	Kevin Brower (33)	Daniel Moore (93.2)	Moore, Kalkhof (7)	Scott Senatore (2.81)	Adam Kalkhof (77)
2004	Michael Gross (32)	Daniel Bard (95.0)	Bard, Woodard (8)	Michael Gross (2.24)	Andrew Miller (88)
2005	Jonathan Hovis (27)	Robert Woodard (98.1)	Miller, Woodard (8)	Matt Danford (1.41)	Andrew Miller (104)
2006	Jonathan Hovis (38)	Andrew Miller (123.1)	Andrew Miller (13)	Jonthan Hovis (1.17)	Andrew Miller (133)
2007	Rob Wooten (47)	Robert Woodard (114.2)	Adam Warren (12)	Andrew Carignan (1.43)	Robert Woodard (84)



Carolina captured its first ACC Tournament crown since 1990 last season.

Atlantic Coast Conference

## VERSUS ACC TOURNAMENT OPPONENTS

Opponent	Record	Last Meeting
Clemson	11-15	2004
Duke	10-2	2004
Florida State	1-7	2006
Georgia Tech	4-10	2007
Maryland	11-1	2004
NC State	8-11	2007
Virginia	9-4	2007
Wake Forest	9-7	2007
<b>Total</b>	<b>63-57</b>	

## TITLE GAME APPEARANCES

1980, 1981, 1982, 1983, 1984, 1988, 1989, 1990, 2007

## CHAMPIONSHIPS WON

1982, 1983, 1984, 1990, 2007

<b>1973 (Chapel Hill, N.C.)</b>	<b>0-1</b>
Wake Forest 10, North Carolina 6	
<b>1974 (Raleigh, N.C.)</b>	<b>1-2</b>
North Carolina 5, Wake Forest 4 NC State 4, North Carolina 2 Clemson 6, North Carolina 4	
<b>1975 (Chapel Hill, N.C.)</b>	<b>2-2</b>
North Carolina 5, Virginia 2 North Carolina 7, Clemson 2 NC State 7, North Carolina 2 Clemson 7, North Carolina 6	
<b>1976 (Clemson, S.C.)</b>	<b>0-1</b>
Virginia 8, North Carolina 6	
<b>1977 (Clemson, S.C.)</b>	<b>0-1</b>
NC State 6, North Carolina 5	
<b>1978 (Chapel Hill, N.C.)</b>	<b>0-1</b>
Duke 3, North Carolina 2	
<b>1980 (Raleigh, N.C.)</b>	<b>3-2</b>
North Carolina 13, Duke 6 NC State 3, North Carolina 1 North Carolina 7, Maryland 2 North Carolina 8, NC State 4 Clemson 12, North Carolina 3 **	
<b>1981 (Chapel Hill, N.C.)</b>	<b>3-2</b>
North Carolina 9, Maryland 2 North Carolina 7, NC State 1 North Carolina 8, Duke 5 Clemson 7, North Carolina 4 Clemson 7, North Carolina 5 **	

<b>1982 (Chapel Hill, N.C.)</b>	<b>5-1</b>
North Carolina 8, Maryland 7 Virginia 6, North Carolina 3 North Carolina 4, NC State 3 North Carolina 3, Clemson 0 North Carolina 5, Wake Forest 4 North Carolina 3, Virginia 2 (12 innings) **	
<b>1983 (Chapel Hill, N.C.)</b>	<b>5-1</b>
North Carolina 4, Duke 2 North Carolina 13, Maryland 11 North Carolina 6, Clemson 5 North Carolina 5, Virginia 4 (11 innings) Clemson 5, North Carolina 2 North Carolina 10, Clemson 1 **	
<b>1984 (Durham, N.C.)</b>	<b>5-0</b>
North Carolina 13, Wake Forest 2 North Carolina 4, Maryland 0 North Carolina 13, NC State 12 North Carolina 7, Clemson 6 North Carolina 9, Georgia Tech 4 **	
<b>1985 (Atlanta, Ga.)</b>	<b>1-2</b>
North Carolina 15, Duke 2 Clemson 3, North Carolina 2 Virginia 10, North Carolina 3	
<b>1986 (Durham, N.C.)</b>	<b>2-2</b>
North Carolina 5, Virginia 4 (10 innings) NC State 7, North Carolina 6 (11 innings) North Carolina 9, Virginia 7 Georgia Tech 9, North Carolina 7	
<b>1987 (Greenville, S.C.)</b>	<b>2-2</b>
North Carolina 13, Maryland 9 Clemson 7, North Carolina 4 North Carolina 11, Duke 10 (12 innings) NC State 14, North Carolina 13	
<b>1988 (Greenville, S.C.)</b>	<b>4-2</b>
North Carolina 13, Virginia 1 North Carolina 1, Clemson 0 North Carolina 5, Georgia Tech 3 Clemson 5, North Carolina 4 North Carolina 7, Clemson 6 Georgia Tech 6, North Carolina 2 **	
<b>1989 (Greenville, S.C.)</b>	<b>3-2</b>
North Carolina 6, Duke 4 North Carolina 4, NC State 2 Clemson 5, North Carolina 4 North Carolina 6, Wake Forest 2 Clemson 12, North Carolina 4 **	
<b>1990 (Greenville, S.C.)</b>	<b>5-0</b>
North Carolina 3, Maryland 1 North Carolina 9, Georgia Tech 4 North Carolina 3, Clemson 1 North Carolina 7, Virginia 3 North Carolina 5, NC State 0 **	

<b>1991 (Greenville, S.C.)</b>	<b>1-2</b>
Wake Forest 7, North Carolina 2 North Carolina 3, Maryland 1 Virginia 5, North Carolina 1	
<b>1992 (Greenville, S.C.)</b>	<b>2-2</b>
Georgia Tech 5, North Carolina 4 North Carolina 11, Maryland 7 North Carolina 7, Wake Forest 3 Florida State 7, North Carolina 3	
<b>1993 (Greenville, S.C.)</b>	<b>2-2</b>
North Carolina 4, Wake Forest 3 North Carolina 6, NC State 2 Clemson 7, North Carolina 4 NC State 12, North Carolina 7	
<b>1994 (Greenville, S.C.)</b>	<b>1-2</b>
Georgia Tech 7, North Carolina 4 North Carolina 13, Duke 12 NC State 11, North Carolina 6	
<b>1995 (Greenville, S.C.)</b>	<b>2-2</b>
North Carolina 4, Wake Forest 1 Clemson 6, North Carolina 4 North Carolina 12, Georgia Tech 9 Florida State 10, North Carolina 1	
<b>1996 (Durham, N.C.)</b>	<b>0-2</b>
Georgia Tech 13, North Carolina 9 Duke 13, North Carolina 3	
<b>1997 (St. Petersburg, Fla.)</b>	<b>2-2</b>
North Carolina 4, Maryland 2 Georgia Tech 7, North Carolina 6 North Carolina 4, Wake Forest 3 NC State 4, North Carolina 2	
<b>1998 (Durham, N.C.)</b>	<b>2-2</b>
North Carolina 4, Clemson 1 North Carolina 3, Duke 0 Florida State 13, North Carolina 11 Wake Forest 3, North Carolina 0	
<b>1999 (Durham, N.C.)</b>	<b>0-2</b>
Georgia Tech 15, North Carolina 4 Maryland 6, North Carolina 3	
<b>2000 (Fort Mill, S.C.)</b>	<b>1-2</b>
Wake Forest 8, North Carolina 7 (13 innings) North Carolina 13, Duke 7 Florida State 4, North Carolina 1	
<b>2001 (Fort Mill, S.C.)</b>	<b>0-2</b>
Wake Forest 11, North Carolina 8 Clemson 7, North Carolina 6	
<b>2002 (St. Petersburg, Fla.)</b>	<b>1-2</b>
North Carolina 11, Virginia 10 Wake Forest 9, North Carolina 7 (11 innings) Georgia Tech 10, North Carolina 8	
<b>2003 (Salem, Va.)</b>	<b>2-2</b>
North Carolina 10, Clemson 2 North Carolina 3, Florida State 2 (10 innings) NC State 7, North Carolina 6 Georgia Tech 10, North Carolina 6	
<b>2004 (Salem, Va.)</b>	<b>3-2</b>
Clemson 7, North Carolina 6 North Carolina 14, Maryland 0 North Carolina 20, Duke 2 North Carolina 6, Clemson 5 Florida State 8, North Carolina 7 (11 innings)	
<b>2005 (Jacksonville, Fla.)</b>	<b>0-2</b>
Florida State 3, North Carolina 2 (13 innings) Wake Forest 2, North Carolina 1	
<b>2006 (Jacksonville, Fla.)</b>	<b>0-2</b>
NC State 9, North Carolina 3 Florida State 7, North Carolina 6	
<b>2007 (Jacksonville, Fla.)</b>	<b>3-1</b>
Georgia Tech 8, North Carolina 4 North Carolina 14, NC State 5 North Carolina 5, Virginia 0 North Carolina 3, Wake Forest 2 **	

\*\*Championship Game

## VERSUS NCAA TOURNAMENT OPPONENTS


### 22 APPEARANCES

Opponent	Record	Last Meeting
Alabama	3-0	2006
Arkansas	0-1	1989
Auburn	1-0	1978
Cal State Fullerton	2-0	2006
The Citadel	2-2	2004
Clemson	1-0	2006
Coastal Carolina	1-0	2004
Delaware	0-1	1983
East Carolina	4-1	2007
Eastern Kentucky	1-0	1984
East Tennessee State	1-0	1978
Florida	1-1	2005
Florida International	2-0	1998
Florida Southern	1-0	1960
Florida State	1-2	1989
Furman	1-0	1969
George Washington	1-1	1948
Georgia	0-1	1990
Georgia Tech	1-0	1948
Hawaii	1-1	1993
Illinois	1-0	1948
Iowa	1-0	1990
Jacksonville	2-0	2007
James Madison	2-0	2002
Lafayette	0-1	1948
Louisville	1-0	2007
Maine	1-0	2006
Memphis State	1-1	1978
Miami	1-2	1998
Michigan	1-0	1978
Minnesota	0-1	1960
Mississippi	0-4	1969
Mississippi State	6-1	2007
Missouri	1-0	2003
Nevada	1-1	1999
New Orleans	0-1	1984
Nicholls State	1-0	1989
Notre Dame	1-1	2005
Oklahoma State	0-2	1966
Oral Roberts	0-1	1978
Oregon State	1-4	2007
Penn State	1-2	2000
Rice	2-1	2007
Rutgers	2-1	2000
St. John's	1-0	1978
South Carolina	4-8	2007
South Florida	1-0	1995
Southern California	0-2	1978
Stanford	0-1	1999
Texas A&M	0-2	1995
Texas Tech	0-1	1998
UCLA	1-0	1993
Virginia Tech	1-0	1969
Western Carolina	1-0	2007
William & Mary	1-0	1983
Winthrop	2-0	2006
Yale	1-1	1993
<b>Totals</b>	<b>65-50</b>	

### COLLEGE WORLD SERIES (10-13)

1960, 1966, 1978, 1989, 2006, 2007

**Reid Fronk slid home with the winning run against East Carolina in an 11-10 victory in the 2007 Chapel Hill Regional.**



Ron Goldberg

#### 1948 District III Regional (Charlotte, N.C.)

North Carolina 15, Georgia Tech 0  
 North Carolina 11, Alabama 3  
 George Washington 5, North Carolina 4  
 North Carolina 10, George Washington 0

#### 1948 Eastern Regional (Winston-Salem, N.C.)

Yale 6, North Carolina 1  
 North Carolina 7, Illinois 3  
 Lafayette 5, North Carolina 2

#### 1960 District III Regional (Gastonia, N.C.)

North Carolina 2, Florida Southern 1  
 North Carolina 13, The Citadel 1  
 North Carolina 7, Florida 5

#### 1960 College World Series (Omaha, Neb.)

Minnesota 8, North Carolina 3  
 Oklahoma State 7, North Carolina 0

#### 1964 District III Regional (Gastonia, N.C.)

North Carolina 8, East Carolina 0  
 Mississippi 4, North Carolina 3  
 North Carolina 13, East Carolina 2  
 Mississippi 13, North Carolina 1

#### 1966 District III Regional (Gastonia, N.C.)

North Carolina 7, East Carolina 1  
 North Carolina 5, Mississippi State 4  
 Florida State 6, North Carolina 5  
 North Carolina 6, Florida State 4

#### 1966 College World Series (Omaha, Neb.)

Southern California 6, North Carolina 2  
 Oklahoma State 5, North Carolina 1

#### 1969 District III Regional (Gastonia, N.C.)

North Carolina 3, Furman 0  
 Mississippi 6, North Carolina 5  
 North Carolina 5, Virginia Tech 1  
 Mississippi 5, North Carolina 2

#### 1978 South Regional (Auburn, Ala.)

North Carolina 15, East Tennessee State 1  
 North Carolina 3, Auburn 2  
 Memphis State 8, North Carolina 6  
 North Carolina 11, Memphis State 9

#### 1978 College World Series (Omaha, Neb.)

Oral Roberts 11, North Carolina 0  
 North Carolina 9, St. John's 5  
 North Carolina 7, Michigan 6  
 Southern California 3, North Carolina 2

#### 1982 East Regional (Columbia, S.C.)

The Citadel 9, North Carolina 4  
 East Carolina 1, North Carolina 0

#### 1983 East Regional (Chapel Hill, N.C.)

North Carolina 11, William & Mary 0  
 The Citadel 5, North Carolina 3  
 Delaware 6, North Carolina 5

#### 1984 South II Regional (Starkville, Miss.)

North Carolina 4, Eastern Kentucky 2  
 South Carolina 5, North Carolina 4  
 New Orleans 13, North Carolina 6

#### 1989 South Regional (Starkville, Miss.)

North Carolina 8, Nicholls State 4  
 North Carolina 8, Jacksonville 3  
 North Carolina 2, Mississippi State 1  
 Mississippi State 6, North Carolina 0  
 North Carolina 7, Mississippi State 1

#### 1989 College World Series (Omaha, Neb.)

Florida State 4, North Carolina 2  
 Arkansas 7, North Carolina 3

#### 1990 Northeast Regional (Waterbury, Conn.)

North Carolina 3, Rutgers 2  
 North Carolina 5, Iowa 3  
 Georgia 5, North Carolina 4  
 Rutgers 9, North Carolina 7

#### 1993 Central I Regional (College Station, Texas)

Hawaii 9, North Carolina 8  
 North Carolina 11, Yale 6  
 North Carolina 10, Hawaii 8  
 North Carolina 8, UCLA 5  
 Texas A&M 14, North Carolina 2

#### 1995 Atlantic II Regional (Coral Gables, Fla.)

North Carolina 6, South Florida 3  
 North Carolina 6, Florida International 5  
 Miami 8, North Carolina 4  
 Texas A&M 7, North Carolina 0

#### 1998 Atlantic I Regional (Coral Gables, Fla.)

Texas Tech 6, North Carolina 2  
 North Carolina 6, Miami 5  
 North Carolina 8, Florida International 2  
 North Carolina 4, South Carolina 2  
 Miami 7, North Carolina 4

#### 1999 Palo Alto Regional (Palo Alto, Calif.)

North Carolina 8, Nevada 5  
 Stanford 7, North Carolina 4  
 Nevada 5, North Carolina 1

#### 2000 Upper Montclair Regional (Upper Montclair, N.J.)

North Carolina 14, Penn State 5  
 North Carolina 9, Rutgers 3  
 Penn State 6, North Carolina 5  
 Penn State 10, North Carolina 3

#### 2002 Columbia Regional (Columbia, S.C.)

North Carolina 5, James Madison 0  
 South Carolina 9, North Carolina 6  
 North Carolina 9, James Madison 7  
 North Carolina 8, South Carolina 4  
 South Carolina 3, North Carolina 1

#### 2003 Starkville Regional (Starkville, Miss.)

North Carolina 4, Missouri 3  
 North Carolina 10, Mississippi State 5  
 North Carolina 8, Mississippi State 6

#### 2003 Columbia Super Regional (Columbia, S.C.)

South Carolina 5, North Carolina 4  
 South Carolina 14, North Carolina 4

#### 2004 Columbia Regional (Columbia, S.C.)

North Carolina 6, Coastal Carolina 5  
 South Carolina 5, North Carolina 2  
 North Carolina 6, The Citadel 3  
 South Carolina 7, North Carolina 6

#### 2005 Gainesville Regional (Gainesville, Fla.)

North Carolina 5, Notre Dame 1  
 Florida 5, North Carolina 2  
 Notre Dame 3, North Carolina 0

#### 2006 Chapel Hill Regional (Chapel Hill, N.C.)

North Carolina 15, Maine 7  
 North Carolina 14, Winthrop 4  
 North Carolina 14, Winthrop 2

#### 2006 Tuscaloosa Super Regional (Tuscaloosa, Ala.)

North Carolina 11, Alabama 5  
 North Carolina 8, Alabama 7

#### 2006 College World Series (Omaha, Neb.)

North Carolina 7, Cal State Fullerton 5  
 North Carolina 2, Clemson 0  
 North Carolina 6, Cal State Fullerton 5  
 North Carolina 4, Oregon State 3\*  
 Oregon State 11, North Carolina 7\*  
 Oregon State 3, North Carolina 2\*

#### 2007 Chapel Hill Regional (Chapel Hill, N.C.)

North Carolina 6, Jacksonville 0  
 North Carolina 11, East Carolina 10  
 North Carolina 6, Western Carolina 5

#### 2007 Chapel Hill Super Regional (Chapel Hill, N.C.)

North Carolina 9, South Carolina 6  
 South Carolina 8, North Carolina 6  
 North Carolina 9, South Carolina 4

#### 2007 College World Series (Omaha, Neb.)

North Carolina 8, Mississippi State 5  
 Rice 14, North Carolina 4  
 North Carolina 3, Louisville 1  
 North Carolina 6, Rice 1  
 North Carolina 7, Rice 4  
 Oregon State 11, North Carolina 4\*  
 Oregon State 9, North Carolina 3\*

\*College World Series Championship Series



**1960 COLLEGE WORLD SERIES**

- Final Record: 22-7, 11-3 ACC
- Head Coach: Walter Rabb
- Notes:
  - ACC champions
  - Pitcher Wayne Young earns All-America honors



**1966 COLLEGE WORLD SERIES**

- Final Record: 21-13, 12-2 ACC
- Head Coach: Walter Rabb
- Notes:
  - ACC champions
  - 1B Danny Talbott named All-America and ACC Athlete of the Year



**1978 COLLEGE WORLD SERIES**

- Final Record: 38-17, 9-3 ACC
- Head Coach: Mike Roberts
- Notes:
  - Pitcher Greg Norris earns All-America honors and named ACC Player of the Year
  - Current head coach Mike Fox named to All-CWS Team as Tar Heels go 2-2 in Omaha



**1989 COLLEGE WORLD SERIES**

- Final Record: 41-18-1, 15-4 ACC
- Head Coach: Mike Roberts
- Notes:
  - Pitcher John Thoden and catcher Jesse Levis earn All-America honors
  - Mike Roberts named ACC Coach of the Year



**2006 COLLEGE WORLD SERIES**

- Final Record: 54-15, 22-8 ACC
- Head Coach: Mike Fox
- Notes:
  - ACC Coastal Division champions
  - Set a then-school record with 54 wins
  - Pitcher Andrew Miller named Baseball America National Player of the Year and Roger Clemens Award winner
  - Miller and SS Josh Horton earn All-America honors
  - OF Jay Cox, C Tim Federowicz and Horton named to All-CWS Team



**2007 COLLEGE WORLD SERIES**

- Final Record: 57-16, 21-9 ACC
- Head Coach: Mike Fox
- Notes:
  - ACC champions and ACC Coastal Division champions.
  - Set a school record with 57 victories
  - 1B Dustin Ackley named national freshman of the year
  - Ackley and closer Andrew Carignan tabbed All-America
  - Ackley, Carignan and OF Tim Federoff named to All-CWS Team
  - Mike Fox named regional coach of the year in 2006 and 2007

Hal Abbott 1979  
**Dustin Ackley 2007**  
 Mell Adams 2002-03-04  
 Russ Adams 2000-01-02  
 Rick Alexander 1976-77  
 Billy Allen 1994-95  
 Zero Allen 1949  
 Kenny Anderson 1983  
 Tom Andrew 1947-48-49  
 Mike Andrews 1985  
 Dave Arendas 1987-88-89-90  
 Bruce Arrowood 1974-75  
 Jim Atkinson 1976-77-78-79  
 Scott Autrey 2000-01-02  
 Charlie Aycock 1954-57-58

Joe Bailey 1966  
 Garry Bakker 2002-03-04  
 Al Baldwin 1958-59-60  
 Jimmy Baldwin 1973-74-75-76  
 Nathan Baldwin 2000  
 Jim Ballou 1949-50  
 Scott Bankhead 1982-83-84  
 Al Barbour 1972  
 Daniel Bard 2004-05-06  
 Jared Bard 2007  
 Jacob Barker 1994-95  
 Win Barkley 1975-76-77  
 Brent Barnett 1995  
 Dave Barnett 1978  
 David Batts 1969-70-71  
 Jon Baylin 1964-65-66  
 Harry Beason 1947-48  
 Devy Bell 1984-85-86-87  
 Dave Benovy 1985-86  
 Whitley Benson 2001-02-03-04  
 Charlie Beverly 1978  
 Steve Bieneman 1988-89-90-91  
 Andy Billesdon 1962  
 Gary Black 1963-64-65  
 Kenny Black 1947-48  
 Ray Blair 1947-48-49  
 Ryan Blake 1999-01-02-03  
 Todd Boessen 2001  
 Carroll Bolick 1959-60-61  
 Bruce Bolick 1966-67-68  
 Bob Bonczek 1964-65-66  
 David Boone 1992-93-94-95  
 Ken Boykin 1963-64-65  
 Scott Bradley 1979-80-81  
 Dallas Branch 1947-48  
 Dallas Branch 1972-73  
 Wendell Brande 1962-63  
 Ron Braun 2001-02  
 Jack Brasington 1947-48  
 Lloyd Brewer 1978-79-80  
 Mike Brewer 1978-79-80  
 Charles Bridger 1951-52  
 Joe Brookshire 1949-50-51  
 Kevin Brower 2001-02-03-04  
 Bill Brown 1962-63-64  
 Tyrone Brown 1995-96  
 Dough Bruton 1954  
 Mike Bryant 1984  
 Jerry Bryson 1956  
 Vaughn Bryson 1958-59-60  
 Dave Bullard 1970-71  
 Mickey Burgess 2002  
 John Burgwyn 1958-59-60  
 Steve Burgwyn 1968  
**Kendric Burney 2007**  
 Tom Buskey 1967-68-69  
 Mike Bynum 1997-98-99  
 Cronin Byrd 1961-62

Kevin Caddell 1977-78-79  
 Tommy Camp 1959-60-61  
 Darin Campbell 1986-87-88  
 Brinson Cannada 1951  
 Andrew Carignan 2005-06-07  
 Charlie Carr 1966-67-68  
 Bob Carter 1962-63-64  
 Jake Carter 1950  
 Dean Cassell 1947-48-49-50  
**Rob Catapano 2007**  
**Mike Cavasinni 2006-07**  
 Jim Chamberlain 1971-72-73  
 Brian Chandler 1985-86-87  
 Scott Chandler 1992  
 Emmett Cheek 1947-48  
 Thad Chrismon 1992-93-94-95  
 Roy Clark 1978-79  
 John Cleetwood 1980  
 Johnny Clements 1950

Jeremy Cleveland 2001-02-03  
 Bruce Coats 1951-52  
 Steve Coats 1976-77  
 Buddy Cohoon 1964-65-66  
 Don Coker 1958  
 Tim Collins 1975  
 Crandel Coltrane 1993-94-95-96  
 Ross Cook 2003-04-05  
 Tommy Cooper 1956  
 Chris Cornacchio 1986-87-88-89  
 Craig Corrado 2004-05  
 Lester Couch 1949  
 Bobby Cox 1962-63-64  
 Chris Cox 1990-91-92-93  
 Jay Cox 2004-05-06  
 Matt Cox 2006-07  
 Milford Cox 1962-63  
 Ron Cox 1969-70-71  
 Doc Cranford 1947  
 Numie Cranford 1948-49  
 Larry Craver 1958-59-60  
 Charles Cross 1957  
 Bruce Crump 1958-59-60

**B.J. Dail 2007**  
 Tom Daily 1981-82  
 Dave Dale 1959  
 Fred Dale 1952-53-54  
 Fred Dale 1973  
 Matt Danford 2003-05-06-07  
 Mike Daniel 2003-04-05  
 Bill Dannemann 1963-64-65  
 John Dannemann 1971-72-73-74  
 Manny DaSilva 1992-93-94  
 Jonathan Davidson 1991-92  
 Kevin Davidson 1996-97-98  
 Don Davis 1974-75  
 Jerry Davis 1963-64-65  
 Blaine Deabenderfer 1985  
 Julian Dean 1996-97  
 Shawn Dean 1980-81-82-83  
 Bob Deaton 1959-60-61  
 Chris DeFranco 1985-86-87-88  
 Len Dellolio 1960-61-62  
 Danny Denton 1969-70  
 Derrick DePriest 1997-98-99-2000  
 Jimmy DeRatt 1972-73-74  
 Monte DeRatt 1977-78-79  
 Paul Devlin 1984-85-86-87  
 Bo Dickerson 2001-03-04  
 Vincent DiLorenzo 1947-48  
 Tom Donaldson 1968-69-70  
 Gregg Donohue 1997  
 Jim Dougherty 1987-88-89-90  
 Gordon Douglas 1983-84-85-86  
 Dave Droschak 1981-82  
 Jim Dunlap 1969-70  
 Bo Durkac 1992

Ryan Earey 1998-99-2000  
 Jeff Edmonds 1986-87-88  
 Joe Eldridge 1949-50  
 Bud Ellerbe 1960  
 Matt Ellington 2004-05  
 Bob Elliott 1968-69-70-71  
 Chris Elmore 1997-98-99-2000  
 Bill Estes 1966-67-68  
 Steve Estroff 1988-89-90-91  
 Lindsey Ethridge 1974-75  
 Ott Evans 1947-48  
**Mike Facchinei 2005-06-07**  
 Brian Farrell 2006-07  
 Sean Farrell 2000-01-02-03  
 Pete Farrior 1962  
**Tim Federowicz 2006-07**  
**Tim Fedroff 2007**  
 Rich Fernandez 1988-89-90-91  
 Hector Ferrar 1991-92  
 Billy Figulski 1996-97-98-99  
 B.J. Finnerty 1996-99-2000  
**Chad Flack 2005-06-07**  
 Mike Flanagan 1966-67  
 Dick Fleming 1963-64-65  
**Mark Fleury 2007**  
 Dave Floyd 1958-59  
 Jeremy Flythe 1998  
 Mike Fox 1976-77-78  
 Dee Frady 1959-61-62  
 Peter Franklin 1970-71-72-73  
 Tom Frazier 1977  
 Howard Freiling 1985-86-87  
 Reid Fronk 2005-06-07  
 Lindsey Frost 1958-60  
 Will Frye 1953-54-55

Andy Gale 2005  
 Bill Gallagher 1979-82-83  
 Frank Gallagher 1963  
 Ed Gaston 1949-50-51  
 Tom Gavin 1986  
 P.J. Gay 1977-79-80  
 Greg Gazella 1985  
 Fred Gianiny 1971-72-73-74  
 Les Gilliland 1956  
 Jack Gillis 1969-70-71  
 Tom Gillis 1971-72-73  
 Tyrell Godwin 1998-99-2000  
 Gil Gonzalez 1995  
 Stan Goodman 1949  
**Garrett Gore 2006-07**  
 Kevin Govan 1996-97  
**Ryan Graepel 2007**  
 Grant Grasmick 1972  
 Connie Gravitte 1952-53-54-55  
 Kurt Green 1990  
 Adam Greenberg 2000-01-02  
 John T. Gregory 1947-48  
 Kreg Gresham 1988-89  
 Gerald Griffin 1958-59-60  
 Mark Griffin 2002-03-04  
 Phil Griffith 1978-79  
 Rich Griffith 1990-91  
 Richie Grimmsley 1995-96-97-98  
 Michael Gross 2001-02-03-04  
 Keith Grunewald 1991-92-93  
 Charlie Gurganus 1949-50  
 Bobby Guthrie 1971-72-73-74

Kevin Haerberle 1975-76-77  
 Duke Hale 1975-76  
 Lacy Hall 1954  
 Morris Hall 1955-56  
 Jim Hamilton 1947-48  
 Ben Hammett 1958-59-60  
 Shayne Hammond 1980  
 Chris Hamrick 1993  
 Tommy Hamrick 1972  
 Gene Hanna 1954  
 Ben Harding 1958-59  
 Mal Harding 1954-55  
 Carter Harrell 2002  
 Chuck Hartman 1955-56-57  
 Tom Hawkins 1993-94  
 Billy Hawks 1953  
 Bill Haywood 1963-64  
 Jim Hayworth 1947-48  
 Eric Henderson 2000  
 J.D. Henderson 1978-79-80-81  
 Bob Henning 1951-52-53  
 Mark Herring 1950-51-52  
 Skeet Hesmer 1950-51-52  
 Sammy Hewitt 2003-04  
 Mickey Hickerson 1970-71-72  
 Don Hill 1955-56-57  
 Eddie Hill 1968-69-70  
 Garry Hill 1967  
 Ivalee Hill 1955-56-57  
 Fred Hirsch 1958  
 Jim Hobbs 1948  
 Will Hobbs 1947-49-50  
 Casey Hoch 1993-94  
 Chad Holbrook 1990-91-92-93  
 Lew Holcomb 1961  
 Russell Hollers 1959-60-62  
 Lotes Holmes 1950  
 Bruce Holt 1952-53-54  
 Bobby Honeycutt 1988-89  
 Roger Honeycutt 1957-58  
 Michael Hoog 1987-88-89-90  
 Ed Hooks 1952-53-54  
 Clay Hooper 1996-97-99-2000  
 Chris Horne 1976-77  
 Josh Horton 2005-06-07  
 Jonathan Hovis 2003-04-05-06  
 Michael Horney 1996-97-98-99  
 Joe Howard 1974-75  
 Jason Howell 2001  
 Ryan Howison 1987-88-89  
 Jeff Hubbard 1981-82-83-84  
 Marshall Hubbard 2004  
 John Hubble 1965-66  
 Jim Hudock 1960  
 Dick Hudson 1955-56-57  
 Ronnie Huffman 1981-82  
 Scott Hughes 1989-90-91-92  
 Heyward Hull 1961-62-63  
 Skip Hull 1967-68-69  
 Bob Hume 1964-65-66  
 Bob Hundley 1962-63-64

Larry Husted 1995-96  
 Chris Iannetta 2002-03-04  
 Matt Iannetta 2005-06  
 Bernie Isgett 1962-63

Ryan Jackson 1988-89  
 Mike Jedziniak 1983-84-85-86  
 Larry Jenkins 1961-62-63  
 Mike Jerzembeck 1993  
 Benji Johnson 2005-06-07  
 Billy Joe Johnson 1955-56  
 Bob Johnson 1954  
 Clay Johnson 1975-76-77-78  
 Jay Johnson 1991-92-93-94  
 Johnny Johnson 1958-59  
 Scott Johnson 1983-84-85-86  
 Early Jones 1974-75-76  
 Frank Jones 1947-48  
 Mitch Jones 1993-94-95-96  
 Jay Jordan 1988  
 Stuart Jump 1982-83

Chris Kahler 1981-83  
 Adam Kaikhof 2003-04-05  
 Brett Kaplan 1994-95-96-97  
 Greg Karpuk 1982-83-85  
 Art Katz 1963  
 Bob Kaufman 1964  
 Ken Keller 1953-54-55  
 Jim Kelley 1947-48  
 Brian Kelly 1992-93  
 Mark Kenney 1968  
 Tom Kennedy 1972-73-74  
 Art Kilpatrick 1958-59  
 Jason King 2000-01-03  
 Mark Kingston 1989-90-91-92  
 David Kirk 1978-79-80  
 Tim Kirk 1983-84-85-86  
 Tommy Kirkman 1965-66  
 Larry Kiser 1968-69-70-71  
 Chris Knepp 1973-74-75-76  
 Mike Knowles 1965-66  
 Tim Koch 1982  
 Todd Kopczynski 1985-86-87  
 John Kouri 1961-62  
 Mike Kowalski 1983  
 Merle Kruer 1963-64  
 Pete Kumiega 1980-81-82-83  
 Alan Kunkel 1998  
 Chris Kupec 1974  
 Rudy Kurinsky 1950

Chris LaMarsh 1996-97-98-99  
 Ed Lamb 1949-50  
 Delon Lambert 1956  
 Tom Lampman 1965-66  
 Doug Lanham 1968-69-70-71  
 Mike Lanier 1989-90  
 Nate Lape 2006  
 Bobby Larrabee 1985  
 Chris Lauria 1985-87-88  
 Jack Leachman 1971-72-73  
 Bill Lee 1974-75-76  
 Jim Legette 1957  
 Greg Leighton 1975  
 Dave Leisten 1994  
 Dave Lemonds 1968  
 Ron Lemonds 1967-68-69  
 Beattie Leonard 1964-65-66  
 Brandon Leonard 2001-02  
 Nolan Leonard 1966-67  
 Donnie Leshnock 1990-91-92  
 Jesse Levis 1987-88-89  
 Don Lewis 1956-57  
 Geoff Lewis 1992-93  
 Glenn Liacouras 1983-84-86  
 Gene Link 1965  
 Brad Lloyd 1977-78-79  
 Harry Lee Lloyd 1952-53-54-55  
 George Lockhart 1962  
 Scott Lodgek 1987-88-89  
 Al Long 1952-53-54-55  
 Bill Lore 1951-52-53  
 Dave Loughlin 1961  
 Jim Love 1955-56  
 John Lovingood 1960  
 Dwight Lowry 1977-79-80  
 Dale Lydecker 1972-73-74

Spurgeon Mackey 1972  
 Jay MacMillan 1991-92-93-94  
 Jay Madeira 1997-98-99-2000  
 Chris Madonna 1993-94



## CAROLINA OLD LEAGUERS

The Carolina Old Leaguers is a group of former UNC baseball monogram winners whose primary goal is to encourage support of the University and the Tar Heel baseball program. The Old Leaguers have established an endowed scholarship for baseball in honor of former head coach Walter Rabb and in memory of his wife Amy.

The Old Leaguers meet annually on a fall weekend in Chapel Hill where they play golf, attend a football game and have a lunch picnic at Boshamer Stadium. It's always a great opportunity to mingle and see old friends.

Please contact Dave Arendas in the UNC Baseball Office by phone (919-962-2351) with address changes or information.

Frank Maney	1989-90-91-93
Greg Mangum	2002-03-04-05
Derek Manning	1989-90-91-93
Scott Manshack	2001-02-03-04
Chris Maples	1999-2000-01-02
Don Marbry	1952-53-54
John Marshall	1982
Kevin Martin	1994
Brack Massey	2004
Cookie Massey	1993-94
Ryan Mathews	1999-2000
Jay Matthews	1984-85
Jack Maultsby	1954-55
Tom Maultsby	1954-55-57
Ron Maurer	1987-88-89-90
Scott McAllister	1995-96-97
Matt McCay	1999-2000
Mitch McClenny	1980-81-82-84
Dante McDowell	1992
Tim McGee	1982-83-84
Bill McGinn	1949-50-51
Steve McGuire	1982-84-85
Robbie McIver	1993-94-95-96
<b>Mike McKee</b>	<b>2006-07</b>
Mark McKinney	1978
Mike McLaughlin	1964-65-66
Rand McNeal	1973-74
Matt McNichol	2006-07
George McRae	1966-67-68
Clem Medley	1967-68-69
Bernie Menapace	1976-77
Chris Mench	1982-83
Doug Merritt	1993-94
Mike Merritt	1972-73-74-75
Ronnie Merritt	1974-75
Matt Merullo	1984-85-86
Rob Miano	1998-99
Andrew Miller	2004-05-06
David Miller	1993-94
Mike Miller	1989
Paul Miller	1972
Larry Mills	1966
Jack Mitchell	1956
Chuck Moore	1973
Daniel Moore	2001-02-03
Guy Moore	1956
Jim Mooring	1961
<b>Brian Moran</b>	<b>2007</b>
Joe Morgan	1952-53-54-57
Mike Morton	1994
Joe Mosier	1953-54
John Motsinger	1951-52-53
Wes Moyer	2001-03-04-05
Dan Moylan	1998-99-2000
Steve Mrowka	1986-87
Bob Mulligan	1984-85
Sean Murphy	1994-95
Dave Murr	1960-61-62
David Murray	1951
Bill Musser	1978-79-80
Mitch Nance	1977
Larry Neal	1961-62
Jerry Nester	1958-59
Tom Nevin	1987-88-89
Todd Nichols	1987-89-90
Russ Niller	1970-71-72-73

Kyle Noone	1992
Greg Norris	1977-78-79
Nolan North	1990
Ferg Norton	1959-60-61
Rodney Nye	1997
Mike Ochal	1980-81
Dale Odon	1990-91
Carson Oldham	1956-57-58
Jon O'Leary	1983-84
Charles Overman	1950

Harvey Page	1950-51
Bobby Paller	1954-55
James Parks	1978-79-80-81
John Parks	1968
Bill Paschall	1973-74-75-76
Roger Paschal	1950-51-52
Greg Pavlick	1970-71
Joe Pazard	1951-52-53
Matt Peluso	1985
Matt Petition	2007
Bryan Phillips	2002-03-04-05
Joe Pietropaoli	2006-07
Chris Pittaro	1980-81-82
Alton Pons	1959
Dave Pope	1961-62-63
Paul Poplin	1997
Joey Popovich	1999-2000-01
Chalmers Port	1951-52-53
Josh Potter	1993-94-95-96
Drew Poulk	2007
Brad Powell	1982-83-85
Dedric Powell	1989
Durwood Powell	1972-73-74
Dick Prindle	1963-64-65
Rusty Prindle	1969-70-71
Joe Proctor	1950-51
Chad Prosser	2000-01-02-03
Luke Putkonen	2006-07

Steve Rackley	1974-75-76
Kevin Radey	1995-96
Justin Raniszewski	1993-95-96-97
Terry Ratchford	1970
Jim Raugh	1955-56-57
Bob Reagan	1963-64-65
Geoff Redgrave	1982
Tom Reed	1982-83-85
Jack Rees	1960-61-62
Bill Reeves	1950-51-52
Joe Reto	1980-81
Wes Reynolds	1998-99
Bobby Rhodes	1999
Jim Rhodes	1969-70-71-72
Robert Rhodes	1968-69
Brian Rice	1981
John Richards	1967-68
Corey Richardson	1995-96-98-99
Cy Richardson	1988-90-91-92
Tom Robbins	1965-66-67
Brian Roberts	1997-98
Drex Roberts	1981-83
Franklin Roberts	1980-81
Joe Roberts	1976
Mike Roberts	1969-70-71-72
Ralph Roberts	2001
Bill Robinson	1983-84-85-86
Dennis Robinson	2001
Frank Robinson	1947-48
Greg Robinson	1978-79
Pete Rose	1962
John Rosengren	1991
Jim Rouse	1977-78-79-80
Josh Rowell	1995-96
Pres Ruddell	1969-70
John Rudisill	1968-69-70
Brandon Russell	2001
Rip Ryan	1947-48-50

Don Saine	1956-57
Tommy Saintsing	1958-59-60
L.E. Sawyer	1966-67
Jim Searce	1953-54
Kip Schaefer	1993-94
Henry Schacht	1950-51
Greg Schuler	1980-81-82-83
Brandon Scott	1999
Craig Scott	1988-89
<b>Kyle Seager</b>	<b>2007</b>
Scott Senatore	2001-02-03-04
John Senter	1948-49-50-51
Jeremy Sessoms	1995-96-97
Eric Severance	1995-96

John Shaw	1964-65-66
Adam Shearin	2000
Jarrett Shearin	1996-97-98-99
Aaron Sheffield	2000
<b>Kyle Shelton</b>	<b>2005-06-07</b>
John Sheppard	1985
Joe Shook	1956-57
Craig Shumock	1979-80
Matt Shuey	1991
Paul Shuey	1990-91-92
Carlyle Sitterson	1968
Antawan Smith	1995-96
Ben Smith	1950-51-52
Blaine Smith	1977-78-79
Jerry Smith	1988-89-90
Lee Smith	1973
Mark Smith	1998
Pat Smith	1993
Tim Smith	1994
Ryan Snare	1998-99-2000
Kyle Snyder	1997-98-99
Jud Spainhour	1962
Jim Speight	1962-63-64
Matt Spencer	2005-06
Barney Spooner	1980-81-82
Bryan Steed	2004-05-06-07
Ethan Stein	1994-95-96
Tom Stevens	1950-51-52
Buster Stevenson	1947
Douglas Stimson	1957-58-59
Art Stone	1955-56
Chip Stone	1966-67-68
Jim Stone	1984-85-86-87
Michael Stoner	1995-96
Brad Storie	1973-74-75
Johnnie Stott	1959-60-61
Rob Stover	1998
John Stowe	1951-52-53
Tim Straub	1986-87
Buddy Strauss	1956
Steve Streater	1979
Al Sukut	1993
B.J. Surhoff	1983-84-85
Hoover Surlis	1950
Paul Swing	1960-61-62

Danny Talbott	1965-66-67
Matt Tanner	2000
Dick Tarlow	1960
Alvin Taylor	1984-85-86-87
Bill Taylor	1963-64-65
Tennant Teeter	1966
Scott Tharrington	1994
John Thoden	1987-88-89
Charlie Thomas	1966-67-68-69
Rodney Thompson	1965-66-67
Bob Thomson	1975-76-77
Jim Thrift	1982-83
Buddy Tilden	1962-63
Gary Tilley	1968
Hanes Torbett	1994-95
Doug Torborg	1984-85-86-87
Andy Tranavitch	1949
Andrew Tranavitch	1947-48
David Trautwein	1985-86-87
Mike Traynor	1962
<b>Tyler Trice</b>	<b>2005-06-07</b>
Ken Turner	1984-85-86-87

Mike Vannoy	1967
Sid Varney	1947-48-49
Darren Villani	1988-89-90-91
John Vitasek	1950

Bob Wacker	1961-62
Blair Waggett	2003-04-05
Bart Walker	1999-2000-01
Danny Walker	1964-65-66
Bud Wallace	1951
Jim Wallace	1995-96-97
Byron Ward	1990
Don Ward	1949
Greg Ward	1970
Walton Ward	1965
Bill Wardle	1973
<b>Adam Warren</b>	<b>2006-07</b>
Nicky Warren	1960-61
Randy Warrick	1976-77
Paul Warzocha	1987-88
Butch Watts	1966
Jim Waugh	1977
Eddie Waynick	1981
Adam Weaver	2003
Justin Webb	2002-03-04-05

Walt Weiss	1983-84-85
Bob West	1961
Neil Wester	1967-68
<b>Alex White</b>	<b>2007</b>
Joe White	1963
Wayne White	1951-52-53
Dan Whiteheart	1950
Davis Whitfield	1992
Brian Whitlock	1995-96
George Whitted	1947-48-50
Dick Wiess	1950-51-52
Dave Wilday	1962
Mike Wilkerson	1974-75
Todd Wilkinson	1981-82-83-84
Paul Will	1984-86
Ken Willard	1963-64
Spencer Willard	1962-63-64
Bobby Williams	1953-54
Roger Williams	1983-84-85
<b>Seth Williams</b>	<b>2005-06-07</b>
Brian Willman	1992-93-94-95
John Wilson	1968-69-70-71
Matt Wilson	1976-77-78
Scott Wissel	1993-94
Dickie Witt	1972-73-74
A.Z. Wood	1951-52
Bruce Wood	1980-81
Brad Woodall	1988-89-90-91
Robert Woodard	2004-05-06-07
Jack Woods	1954-55-56
Ronald Woodward	1965
Matt Wooten	1988-89-90-91
<b>Rob Wooten</b>	<b>2005-06-07</b>
Harold Workman	1958-59-60
Tom Wright	1962-63-64

John Yancey	1967-68-69
Charlie Yelverton	1954
Sonny Yelverton	1953
A.Y. Yoder	1994-95-96-97
David Young	1992-93
Wayne Young	1958-59-60
Chase Younts	2002-03-04-05

Tom Zachary	1954-55
Roland Zagnoli	1952
Zack Zuercher	2003

## STUDENT MANAGERS SINCE '47

Student managers have been a key part of the success of the Diamond Heels throughout the history of the program. All former players and coaches are forever indebted to the student managers for their years of service. This list has been compiled from several sources. For corrections and additions please email [johnmartin@unc.edu](mailto:johnmartin@unc.edu).

William Aldred, Jr.	1956, 1958
Bob Askew	1977
Matt Baratta	1985
Benjamin Berry, Jr.	1952
Carroll Berry	1962
Francis Bourne III	1968-70
Jeff Bradley	1984
William Brake, Jr.	1962
Grady Britt, Jr.	1964-65
William Buffaloe	1948
John Cole	1988
Dillon Conner	2006-07
Thomas Cordle, Jr.	1959
Michael Craig	1963-64
Roy Dickinson	1950
James Dillard	2005
Rob Dougherty	2002
Kelly Edwards	1992
Bobby Evans	1988
Travis Everette	1997-2001
Jeremy Flythe	1999
Kevin Fox	1999
Donald Hamilton	1953
Elizabeth Hartel	1989-90
Don Hayes	1960
Stan Hughes	1987-88
Chase Jones	2007
Andy Houser	2002-04
Brandon Leonard	2001
Tyson Lusk	2006-07
Craig Kaufmann	1994-97
Julian McCracken	1975-77
Bobby Murphy	2004
David Nance	1949
William Suttle	1954-55
Patrick Pait	2004
Nicholas Sisson	2004
Ted Southern	1988-90
Ray Stott	1985-87
Blake Thomas	1961
Alexander Treadwell	1965-66
Oscar Walker	1957
John Weeks	1951



The Tar Heels won a school-record 57 games and captured the ACC title in the final season at the old Boshamer Stadium in 2007.

Year	W-L-T	Pct.
1867	1-0	1.000
1868-90	No Team	
1891	1-2	.333
1892	4-1	.800
1893	4-3	.571
1894	10-4	.714
1895	6-4	.600
1896	10-1	.909
1897	4-7-1	.375
1898	9-3-1	.730
1899	12-2	.857
1900	9-1-1	.864
1901	11-4-2	.701
1902	7-6	.538
1903	13-2-2	.824
1904	5-8	.385
1905	12-6	.667
1906	9-7-1	.559
1907	10-9-2	.524
1908	12-9	.571
1909	19-5	.792
1910	17-9	.654
1911	15-7	.682
1912	11-7	.611
1913	7-11	.389
1914	8-11-1	.425
1915	12-4	.750
1916	7-11	.389
1917	10-6	.625
1918	7-6	.538
1919	11-7-2	.600
1920	8-9-2	.474
1921	17-3-2	.818
1922	19-2	.905
1923	11-8-2	.571
1924	9-14	.391
1925	14-10	.583
1926	9-16	.360
1927	14-8-1	.630
1928	13-9	.591
1929	16-6	.727
1930	13-12	.520
1931	16-4-2	.773
1932	11-8	.579
1933	15-7	.582
1934	21-2	.913
1935	8-14	.364
1936	6-10	.375
1937	12-9-1	.568
1938	14-6	.700
1939	11-7	.611
1940	17-6	.739
1941	15-6-1	.705
1942	17-5	.773
1943	13-4	.765
1944	9-12	.429
1945	13-11	.542
1946	15-13	.536
1947	15-11-2	.571
1948	21-9-1	.694
1949	20-9-2	.677
1950	16-18	.471
1951	16-10	.615
1952	18-10	.643
1953	19-8	.704

Year	ACC W-L-T	ACC Pct.	ACC W-L-T	ACC Pct.	Finish
1954	14-11	.560	7-8	.467	5th
1955	12-12	.500	8-5	.615	3rd
1956	12-10-1	.544	9-4	.678	3rd
1957	15-10	.600	9-5	.643	2nd
1958	19-8-1	.696	11-4	.733	2nd
1959	17-7	.708	9-6	.643	2nd
1960	22-7	.758	11-3	.786	1st
1961	15-7	.683	10-4	.714	2nd
1962	8-14	.364	4-10	.286	8th
1963	20-9	.690	9-5	.643	3rd
1964	24-7	.774	14-0	1.000	1st
1965	14-15	.483	6-8	.429	5th
1966	21-13	.618	12-2	.857	1st
1967	19-8-1	.696	8-5	.607	4th
1968	21-12	.636	12-6	.667	3rd
1969	23-11	.676	14-4	.778	1st
1970	12-20	.375	7-13	.350	7th
1971	13-19	.406	7-7	.500	4th
1972	23-9	.719	10-5	.667	2nd
1973	11-15	.423	5-7	.417	4th
1974	22-8-1	.726	9-3	.667	2nd
1975	17-19	.472	4-7	.400	4th
1976	19-17	.528	8-4	.667	3rd
1977	18-17	.514	6-6	.500	4th
1978	38-17	.691	9-3	.750	2nd
1979	33-16-1	.670	7-5	.583	3rd
1980	39-17	.696	11-1	.917	1st
1981	38-15	.717	6-7	.462	6th
1982	29-27	.518	7-5	.583	2nd*
1983	42-10	.808	10-2	.833	1st*
1984	44-13	.772	12-2	.857	2nd*
1985	40-17-1	.698	9-4-1	.679	3rd
1986	33-22	.600	7-7	.500	4th
1987	31-22	.585	13-7	.650	3rd
1988	34-27	.557	10-11	.476	5th
1989	41-18-1	.695	15-4	.789	1st
1990	51-14	.785	17-4	.810	1st*
1991	36-23	.610	10-10	.500	4th
1992	31-27	.534	8-16	.333	7th
1993	43-20	.683	13-10	.565	4th
1994	34-21	.618	10-13	.435	6th
1995	39-23	.629	14-10	.583	4th
1996	33-25	.569	11-13	.458	5th-tied
1997	29-31	.483	6-18	.250	8th
1998	42-23	.646	13-10	.565	5th-tied
1999	41-18	.695	13-11	.542	4th
2000	46-17	.730	12-12	.500	5th
2001	31-26	.544	9-15	.375	6th
2002	43-21	.672	17-7	.708	3rd
2003	42-23	.646	13-11	.542	5th
2004	43-21	.672	14-10	.583	4th-tied
2005	41-19-1	.680	17-10-1	.625	5th
2006	54-15	.783	22-8	.733	1st (Coastal Division)
2007	57-16	.781	21-9	.700	1st (Coastal Division)*
<b>Totals</b>	<b>2343-1348-37</b>	<b>.633</b>	<b>565-386-2</b>	<b>.594</b>	

**KEY**

- From 1954-1972, the ACC Championship was determined by regular season competition. Since 1973, the ACC champion has been determined by tournament play, with the exception of 1979 when no tournament was held.
- "ACC Finish" reflects regular season finish.
- \*Years in which Carolina won the ACC Tournament.





## YEARLY RECORDS VERSUS THE ATLANTIC COAST CONFERENCE

Year	BC#	CU	DU	FSU@	GT%	MD	MIA^	NCSU	SC*	UVA	VT^	WFU	Total	Regular Season
1954	-	1-1	2-1	-	-	1-1	-	1-2	1-0	1-0	-	0-3	7-8	7-8
1955	-	1-1	2-1	-	-	1-1	-	1-2	2-0	1-0	-	1-1	9-6	8-5
1956	-	2-0	1-2	0-1	-	2-0	-	1-1	2-0	1-0	-	1-1	10-4	9-4
1957	-	1-1	1-1	-	-	1-1	-	2-2	2-0	2-0	-	1-1	10-6	9-5
1958	-	1-2	2-0	-	-	1-1	-	2-1	2-0	2-0	0-0-1	1-1	11-5	11-4
1959	-	1-2	2-1	1-0	-	2-0	-	3-0	1-1	2-0	-	0-2	11-6	9-6
1960	-	1-1	2-0	-	-	1-1	-	2-0	2-0	2-0	-	1-1	11-3	11-3
1961	-	2-1	1-1	0-1	-	1-1	-	2-0	2-0	0-2	-	2-0	10-5	10-4
1962	-	1-1	1-1	0-1	-	1-1	-	1-2	0-2	0-2	0-1	0-2	4-11	4-10
1963	-	1-1	1-1	0-1	1-0	1-1	-	2-0	2-0	1-1	2-0	1-1	9-5	9-5
1964	-	2-0	2-0	0-2	-	2-0	-	2-0	2-0	2-0	2-0	2-1	14-1	14-0
1965	-	1-1	1-1	1-0	0-2	1-1	-	1-1	1-1	1-1	1-2	0-3	6-9	6-8
1966	-	2-0	2-0	2-3	1-0	2-0	-	2-0	1-1	2-0	1-2	1-1	12-2	12-2
1967	-	0-2	1-1	1-2	-	1-1	-	2-0	1-1	2-0	2-0	3-0-1	10-5-1	8-5
1968	-	1-2	3-0	-	1-1	2-0	-	1-1	0-2	2-1	1-1	3-0	12-6	12-6
1969	-	2-1	3-0	-	1-0	1-0	-	1-1	3-0	3-0	1-2	1-2	14-4	14-4
1970	-	1-2	3-0	1-3	-	1-2	-	0-3	1-2	1-1	1-2	0-3	7-13	7-13
1971	-	2-0	1-2	-	0-1	0-2	-	2-1	0-2	1-1	0-2	2-0	8-6	7-7
1972	-	1-2	2-1	-	1-0	1-1	-	3-0	-	1-0	1-1	2-1	10-5	10-5
1973	-	0-2	1-1	-	-	1-1	-	0-2	-	2-0	1-0	1-2	5-8	5-7
1974	-	0-3	2-0	-	-	2-0	-	1-2	-	2-0	2-1	3-0	10-5	9-3
1975	-	1-3	1-1	-	-	0-1	-	0-3	0-2	2-1	0-1	2-0	6-9	4-7
1976	-	1-1	2-0	-	-	1-1	1-3	1-1	1-2	2-1	0-1	1-1	8-5	8-4
1977	-	0-2	2-0	-	-	1-1	-	2-1	2-1	1-1	-	0-2	6-7	6-6
1978	-	2-0	2-1	-	-	1-1	-	1-1	2-1	1-1	1-0	2-0	9-4	9-3
1979	-	0-2	2-0	-	-	2-0	-	1-1	1-1	1-1	-	1-1	7-5	7-5
1980	-	2-1	3-0	-	2-0	1-1	-	3-1	0-2	1-0	-	2-0	14-3	11-1
1981	-	1-3	1-2	-	2-0	2-1	-	1-2	2-2	0-1	-	2-0	9-9	6-7
1982	-	2-1	2-0	-	2-0	1-1	1-2	2-1	-	2-2	-	1-1	12-6	7-5
1983	-	1-1	3-0	-	1-1	3-0	-	1-1	-	3-0	-	2-0	14-3	10-2
1984	-	2-1	2-0	-	3-0	3-0	-	2-1	0-1	2-0	-	3-0	17-2	12-2
1985	-	1-2	2-0-1	1-2	2-0	2-0	-	0-2	-	1-2	-	2-0	10-6-1	9-4-1
1986	-	1-1	2-0	-	1-2	0-2	-	0-3	1-1	4-0	-	2-0	10-8	7-7
1987	-	1-3	4-0	-	0-3	3-0	1-2	2-2	-	3-0	-	2-1	15-9	13-7
1988	-	2-4	2-1	-	1-4	2-1	-	2-1	2-0	3-1	-	2-1	14-13	10-11
1989	-	2-3	3-0	0-1	2-1	1-0	-	3-1	-	3-0	-	3-1	17-6	15-4
1990	-	4-0	3-0	0-1	2-2	4-0	-	4-0	-	3-1	-	2-1	22-4	17-4
1991	-	0-3	3-0	-	2-1	2-1	-	2-1	-	2-2	2-0	0-4	11-12	10-10
1992	-	0-3	1-2	1-3	0-4	4-0	-	0-3	-	2-1	-	2-3	10-19	8-16
1993	-	1-3	2-1	0-2	1-2	2-1	1-0	3-2	-	3-0	-	3-1	15-12	13-10
1994	-	1-2	1-3	1-1	1-3	2-1	-	1-3	-	3-0	-	1-2	11-15	10-13
1995	-	1-3	3-0	2-2	3-1	2-1	0-2	0-3	-	3-0	-	2-2	16-12	14-10
1996	-	0-3	2-2	0-3	3-1	1-2	-	2-1	-	1-2	-	2-1	11-15	11-13
1997	-	0-3	1-2	0-3	0-4	3-1	-	0-4	-	2-1	-	2-2	8-20	6-18
1998	-	2-2	4-0	1-3	2-1	2-0	0-3	2-2	1-0	1-2	-	1-3	15-13	13-10
1999	-	1-2	3-0	0-3	1-3	2-2	-	1-2	-	3-0	-	2-1	13-13	13-11
2000	-	2-1	4-0	1-3	0-3	3-0	1-0	2-1	-	1-2	-	0-4	13-14	12-12
2001	-	1-3	1-2	0-3	2-1	1-2	-	2-1	-	2-1	-	0-4	9-17	9-15
2002	-	1-2	3-0	3-0	1-3	3-0	2-1	3-0	1-2	3-1	-	1-3	18-9	17-7
2003	-	2-2	3-0	2-2	1-3	3-0	-	1-3	0-2	1-2	-	2-1	15-13	13-11
2004	-	2-3	3-1	2-2	1-2	3-1	2-1	1-2	0-3	2-1	-	3-0	17-12	14-10
2005	-	1-2	3-0	0-4	2-1	3-0	0-2-1	1-2	-	3-0	1-0	3-1	17-12-1	17-10-1
2006	3-0	1-0	3-0	2-2	1-2	2-1	2-1	3-1	-	1-2	3-0	2-1	23-10	22-8
2007	3-0	-	2-1	1-2	2-2	3-0	3-0	3-1	2-1	2-2	2-1	3-1	24-10	21-9
<b>ACC Total</b>	<b>6-0</b>	<b>63-91</b>	<b>114-34-1</b>	<b>16-38</b>	<b>41-50</b>	<b>94-39</b>	<b>5-3-1</b>	<b>84-75</b>	<b>25-10</b>	<b>98-40</b>	<b>6-1</b>	<b>84-68-1</b>	<b>636-450-3</b>	<b>565-386-2</b>
<b>Overall</b>	<b>6-0</b>	<b>71-93-1</b>	<b>167-91-2</b>	<b>23-56</b>	<b>49-59</b>	<b>121-51-2</b>	<b>15-18-1</b>	<b>147-118-1</b>	<b>60-34-1</b>	<b>167-93-4</b>	<b>45-23-2</b>	<b>148-118-3</b>		

\*Regular Season" is official ACC record (does not include tournament games)

#ACC Totals" is overall record during the years each school was a member of the Atlantic Coast Conference

@Boston College began conference play in 2006; %Georgia Tech began conference play in 1980; @Florida State began conference play in 1992;

\*Miami and Virginia Tech began conference play in 2005; \*South Carolina was a member of the ACC from 1954-1970

### CAROLINA'S REGULAR SEASON ACC CHAMPIONSHIPS

Year	Coach	ACC	Pct.	Overall	Pct.
1960	Walter Rabb	11-3	.786	22-7	.759
1964	Walter Rabb	14-0	1.000	24-7	.774
1966	Walter Rabb	12-2	.857	21-13	.618
1969	Walter Rabb	14-4	.778	23-11	.676
1980	Mike Roberts	11-1	.917	39-17	.696
1983	Mike Roberts	10-2	.833	42-10	.808
1984	Mike Roberts	12-2	.857	44-13	.771
1989	Mike Roberts	15-4	.789	41-18-1	.692
1990	Mike Roberts	17-4	.810	51-14	.785
*2006	Mike Fox	22-8	.733	54-15	.783
*2007	Mike Fox	21-9	.700	57-16	.781

ACC Tournament Championships - 1982, 1983, 1984, 1990, 2007

\*Denotes ACC Coastal Division championship

### LONGEST WINNING STREAKS VS. THE ACC

Team	Games	Years	Team	Games	Years
Boston College	6	2006-07	Miami	4	2006-07
Clemson	4	three times	NC State	10	1958-62
( '55-57, '60-62, '90)			Virginia	11	1954-60
Duke	18	1982-88	Virginia Tech	5	2005-07
Florida State	3	2002	Wake Forest	8	1982-85
Georgia Tech	7	1982-85			
Maryland	9	1982-85			



Mike Fox, pictured with men's basketball coach Roy Williams, is just two wins shy of becoming just the third coach in Carolina history to win 400 games in Chapel Hill. His .693 winning percentage is tops among Tar Heel coaches with more than one year of coaching experience.

ALL-TIME NORTH CAROLINA COACHING RECORDS

Coach	Seasons	Record	Pct.
Perrin Busbee	1891-93 (3)	9-6-0	.600
William R. Robertson	1894 (1)	10-4-0	.714
Jesse M. Oldham	1895 (1)	6-4-0	.600
Benjamin E. Stanley	1896-97 (2)	14-8-1	.630
William A. Reynolds	1898-99 (2)	21-5-1	.796
Robert B. Lawson	1900, 1905-06, 1910 (4)	47-23-2	.667
Ernest Graves	1901 (1)	11-4-2	.706
Edward M. Ashenback	1902 (1)	7-6-0	.538
John Curran	1903 (1)	13-2-2	.824
John Donnelly	1904 (1)	5-8-0	.385
Floyd Simmons	1907 (1)	10-9-2	.524
Otis Stockdale	1908-09 (2)	31-14-0	.689
Charles M. Clancey	1911-12 (2)	26-14-0	.650
Coach Bowers	1913 (1)	7-11-0	.389
Earl Mack	1914 (1)	8-11-0	.425
Charles A. Doak	1915-16 (2)	19-15-0	.559
Bunn Hearn	1917-18, 1932-46 (17)	214-132-2	.618
William Lourcey	1919-20 (2)	19-16-4	.538
Bill Fetzer	1921-25 (5)	70-37-4	.649
Duke Duncan	1926 (1)	9-16-0	.360
Jim Ashmore	1927-31 (5)	72-39-3	.645
Walter Rabb	1947-77 (31)	540-358-9	.600
Mike Roberts	1978-98 (21)	780-428-3	.645
Mike Fox	1999-present (9)	398-176-1	.693

Opponent	Total Games	Overall Record	First Game
Adelphi	1	0-1-0	1968
Alabama	11	7-4-0	1923
American	1	0-1-0	1975
Amherst	12	6-5-1	1909
<b>Appalachian State</b>	<b>21</b>	<b>18-3-0</b>	<b>1974</b>
Arkansas	1	0-1-0	1989
Arizona	5	2-3-0	1985
Arizona State	4	1-3-0	1984
Armstrong Atlantic St.	3	2-1-0	1983
Atlantic Christian	3	3-0-0	1911
Auburn	9	1-7-1	1923
Ball State	4	4-0-0	1993
Baptist	14	10-4-0	1980
Birmingham Southern	3	3-0-0	2005
<b>BOSTON COLLEGE</b>	<b>6</b>	<b>6-0-0</b>	<b>2006</b>
Boston University	2	2-0-0	1951
Bowling Green	1	1-0-0	1992
Brown	4	3-1-0	1903
Butler	1	0-1-0	1996
California	6	3-3-0	2002
UC Santa Barbara	1	0-1-0	1991
Cal State Fullerton	2	2-0-0	2006
Cal State Northridge	2	1-1-0	1991
Campbell	42	32-10-0	1977
Canisius	1	1-0-0	1958
Catawba	1	1-0-0	1911
Catholic	5	0-5-0	1911
CCNY	2	2-0-0	1921
Central Florida	7	3-4-0	1985
Central Kentucky	4	4-0-0	1909
<b>Charlotte</b>	<b>32</b>	<b>26-5-1</b>	<b>1979</b>
Cincinnati	1	1-0-0	1947
The Citadel	32	24-8-0	1952
<b>CLEMSON</b>	<b>165</b>	<b>71-93-1</b>	<b>1901</b>
<b>Coastal Carolina</b>	<b>46</b>	<b>34-12-0</b>	<b>1987</b>
Colby	3	2-1-0	1960
Colgate	9	7-2-0	1909
College of Charleston	1	1-0-0	2005
Columbia	2	2-0-0	1970
Connecticut	32	23-9-0	1958
Cornell	19	13-6-0	1900
Creighton	1	0-1-0	1991
Dartmouth	7	5-2-0	1908
<b>Davidson</b>	<b>101</b>	<b>80-21-0</b>	<b>1904</b>
Delaware	17	12-5-0	1907
Delaware State	1	1-0-0	2003
<b>DUKE</b>	<b>260</b>	<b>167-91-2</b>	<b>1891</b>
East Carolina	67	43-24-0	1958
East Tennessee State	13	11-2-0	1978
Eastern Connecticut	4	3-1-0	1976
Eastern Illinois	1	1-0-0	1993
Eastern Kentucky	5	4-1-0	1968
Eastern Michigan	1	1-0-0	1973
<b>Elon</b>	<b>31</b>	<b>24-7-0</b>	<b>1909</b>
Fairfield	7	7-0-0	1980
Florida	28	16-12-0	1921
Florida International	5	5-0-0	1986
Florida Presbyterian	1	1-0-0	1972
Florida Southern	13	5-8-0	1960
<b>FLORIDA STATE</b>	<b>79</b>	<b>23-56-0</b>	<b>1956</b>
Fordham	1	1-0-0	1921
Francis Marion	4	4-0-0	1978
Franklin & Marshall	2	2-0-0	1985
Fresno State	4	2-2-0	1989
Furman	12	10-2-0	1922
<b>Gardner-Webb</b>	<b>4</b>	<b>4-0-0</b>	<b>2004</b>
George Mason	8	8-0-0	1983
Georgetown	17	7-10-0	1903
George Washington	14	13-4-0	1907
Georgia	40	19-19-2	1899
Georgia Southern	13	6-7-0	1961

Ge. Teachers College	1	0-1-0	1953
<b>GEORGIA TECH</b>	<b>108</b>	<b>49-59-0</b>	<b>1901</b>
Gettysburg	1	1-0-0	1903
Guilford	27	18-7-2	1892
Hampden-Sydney	6	6-0-0	1910
Hartford	2	2-0-0	1990
Harvard	3	1-1-1	1898
Haverford	1	1-0-0	1917
Hawaii	8	1-7-0	1979
<b>High Point</b>	<b>17</b>	<b>14-2-1</b>	<b>1972</b>
Hobart	2	2-0-0	1897
Holy Cross	1	0-1-0	1918
Howard	2	2-0-0	1980
Illinois	5	2-2-1	1948
Iowa	1	1-0-0	1990
Iowa State	1	1-0-0	1991
Ithaca	3	3-0-0	1957
Jacksonville	12	6-6-0	1971
James Madison	7	5-2-0	1977
Johns Hopkins	3	2-1-0	1898
Kansas State	1	0-1-0	1989
<b>Kent State</b>	<b>6</b>	<b>6-0-0</b>	<b>1961</b>
Lafayette	42	20-20-2	1894
Lehigh	12	9-2-1	1894
LeMoynne	6	4-2-0	1978
Lenoir Rhyne	3	2-1-0	1924
Liberty	13	13-0-0	1978
Long Beach State	1	1-0-0	1992
Louisiana State	2	0-2-0	1990
Louisiana Tech	1	0-1-1	1978
Louisville	3	3-0-0	1995
Loyola (Md.)	1	1-0-0	1956
Lynchburg	4	2-1-1	1968
Maine	4	3-1-0	1968
Marist	3	3-0-0	1994
Marshall	1	1-0-0	1997
<b>MARYLAND</b>	<b>174</b>	<b>121-51-2</b>	<b>1899</b>
Md.-Baltimore Co.	2	2-0-0	1991
Massachusetts	3	3-0-0	1975
Memphis State	2	1-1-0	1978
Mercer	6	3-3-0	1899
Methodist	4	4-0-0	1976
<b>MIAMI (FLA.)</b>	<b>34</b>	<b>15-18-1</b>	<b>1976</b>
Michigan	10	3-7-0	1940
Michigan State	21	11-9-1	1933
Miigan	1	1-0-0	1978
Minnesota	2	1-1-0	1960
Mississippi	4	0-4-0	1964
Mississippi State	8	6-2-0	1964
Missouri	2	2-0-0	1989
Monmouth	3	3-0-0	2003
Mount Olive	1	1-0-0	1999
Navy	22	12-10-0	1905
Nebraska	1	0-1-0	2004
Nevada	2	1-1-0	1999
New Orleans	14	4-10-0	1984
New York University	1	1-0-0	1922
Nicholls State	1	1-0-0	1989
UNC Asheville	3	3-0-0	1996
<b>UNC Greensboro</b>	<b>15</b>	<b>11-4-0</b>	<b>1992</b>
UNC Wilmington	57	45-12-0	1976
<b>North Carolina A&amp;T</b>	<b>2</b>	<b>1-1-0</b>	<b>1993</b>
<b>NC STATE</b>	<b>266</b>	<b>147-118-1</b>	<b>1895</b>
North Carolina Wesleyan	3	3-0-0	1981
New Mexico	1	1-0-0	1999
Northern Illinois	1	1-0-0	1996
Northern Iowa	3	2-1-0	1978
Northwestern	3	1-2-0	1984
Northwestern State	1	0-1-0	2004
Notre Dame	3	2-1-0	1956
Ohio	13	11-2-0	1946
Ohio State	6	2-4-0	1954
Oklahoma State	6	1-5-0	1960

<b>Old Dominion</b>	<b>8</b>	<b>5-3-0</b>	<b>1976</b>
Oral Roberts	3	1-2-0	1978
Oregon State	5	1-4-0	2006
Pace	6	4-2-0	1988
Pan American	7	5-2-0	1978
Pembroke	3	3-0-0	1974
Penn State	13	7-6-0	1913
Pennsylvania	16	5-10-1	1897
Portland	1	1-0-0	1999
Pfeiffer	3	3-0-0	1979
<b>Princeton</b>	<b>30</b>	<b>21-9-0</b>	<b>1896</b>
Purdue	9	8-1-0	1981
Radford	2	1-1-0	1996
Randolph Macon	6	6-0-0	1904
Rhode Island	1	1-0-0	1967
Rice	5	3-2-0	2000
Richmond	21	14-7-0	1894
Rider	18	15-3-0	1983
Roanoke	2	2-0-0	1899
Rollins	30	17-13-0	1950
Rutgers	14	11-3-0	1986
Stanford	1	0-1-0	1999
St. Bonaventure	2	2-0-0	1986
St. Francis (N.Y.)	3	3-0-0	2004
St. John's (Annapolis)	5	3-2-0	1905
<b>St. John's</b>	<b>8</b>	<b>3-5-0</b>	<b>1975</b>
St. Leo	2	0-2-0	1972
St. Louis	2	2-0-0	1993
St. Mary's (Minn.)	1	1-0-0	1964
Seton Hall	58	48-10-0	1988
South Alabama	1	0-1-0	2001
South Carolina	95	60-34-1	1903
South Florida	12	7-4-1	1972
Southern California	7	0-7-0	1966
Southern Illinois	2	1-1-0	1963
Springfield	9	8-1-0	1929
SUNY Buffalo	9	9-0-0	1983
Stetson	13	5-8-0	1974
Stony Brook	3	3-0-0	2007
Swarthmore	5	3-2-0	1912
Syracuse	1	1-0-0	1975
Temple	6	5-1-0	1975
Tennessee	6	4-2-0	1900
Texas A&M	2	0-2-0	1993
Texas Tech	2	0-2-0	1996
Towson	27	25-2-0	1969
Transylvania	1	1-0-0	1910
Trinity (Conn.)	1	1-0-0	1910
Tulane	1	0-1-0	1997
UCLA	6	5-1-0	1993
U.S. International	1	1-0-0	1989
Vermont	10	6-4-0	1893
Villanova	4	3-1-0	1908
<b>VIRGINIA</b>	<b>264</b>	<b>167-93-4</b>	<b>1891</b>
<b>VCU</b>	<b>20</b>	<b>15-5-0</b>	<b>1984</b>
VMI	28	25-2-1	1913
<b>VIRGINIA TECH</b>	<b>70</b>	<b>45-23-2</b>	<b>1907</b>
WAKE FOREST	269	148-118-3	1891
Washington & Lee	38	24-13-1	1893
Washington State	3	1-2-0	1987
Wayne State	1	1-0-0	1970
West Virginia	5	4-1-0	1994
West Virginia Wesleyan	4	3-1-0	1914
Western Carolina	14	12-2-0	1973
Western Illinois	2	2-0-0	1992
Western Michigan	3	1-2-0	1970
<b>William &amp; Mary</b>	<b>13</b>	<b>12-1-0</b>	<b>1907</b>
<b>Winthrop</b>	<b>12</b>	<b>9-3-0</b>	<b>1992</b>
Wofford	6	5-1-0	1903
Yale	31	18-12-1	1894

ACC OPPONENTS IN ALL CAPS  
2008 opponents in boldface type



### 1867 (1-0)

W 34-17 Raleigh

### 1891 (1-2)

Coach: Perrin Busbee

W 8-3 Trinity  
L 7-10 Wake Forest  
L 1-6 Virginia

### 1892 (4-1)

Coach: Perrin Busbee

W 14-1 Guilford College  
W 7-4 Oak Ridge  
L 3-13 Winston  
W 6-2 Davis School

### 1893 (4-3)

Coach: Perrin Busbee

W 17-5 Durham Ath. Assn.  
L 1-2 Vermont  
L 2-5 Vermont  
W 14-0 Oak Ridge  
W 23-6 Wake Forest  
L 2-5 Virginia  
W 9-3 Washington & Lee

### 1894 (10-4)

Coach: William R. Robertson

W 6-3 Durham Ath. Assn.  
L 4-7 Yale  
W 12-7 Lehigh  
W 6-1 Lehigh  
W 20-1 Durham Ath. Assn.  
L 6-7 Vermont  
W 10-3 Vermont  
W 6-1 Oak Ridge  
W 14-1 Richmond  
W 4-2 Virginia  
L 2-10 Virginia  
W 6-3 Richmond  
L 1-2 Lafayette  
W 6-5 Lafayette

### 1895 (6-4)

Coach: Jesse M. Oldham

W 4-1 Vermont  
L 3-17 Boston League  
L 1-9 Lafayette  
L 3-4 Lafayette  
W 6-3 Lafayette  
W 21-5 Franklin & Marshall  
W 12-1 Franklin & Marshall  
W 20-0 A & M College  
W 12-0 Oak Ridge  
L 0-7 Virginia

### 1896 (10-1)

Coach: Benjamin E. Stanley

W 9-4 Oak Ridge  
W 12-7 Oak Ridge  
W 18-9 Lafayette  
W 7-4 Lehigh  
L 8-10 Princeton  
W 8-4 Yale  
W 16-14 Hobart College  
W 12-10 Hobart College  
W 18-3 Mebane HS  
W 14-6 Virginia  
W 19-0 Washington & Lee

### 1897 (4-7-1)

Coach: Benjamin E. Stanley

W 19-0 Oak Ridge  
L 6-7 Virginia  
W 7-2 Wake Forest  
W 11-9 Lafayette  
W 6-3 Lafayette  
L 6-11 Pennsylvania  
L 5-6 Pennsylvania  
T 8-8 Lehigh  
L 4-7 Lehigh  
L 15-19 Yale  
L 2-9 Princeton  
L 4-10 Virginia

### 1898 (9-3-1)

Coach: William A. Reynolds

W 9-1 Bingham's School  
W 8-1 Oak Ridge  
W 6-0 Trinity  
W 28-1 Wake Forest  
W 7-1 Wake Forest  
L 9-19 Lafayette  
W 9-7 Lafayette  
W 20-0 Johns Hopkins  
L 0-9 Pennsylvania  
T 10-10 Harvard  
W 11-2 Oak Ridge  
L 4-9 Trinity College  
W 11-2 Trinity College

### 1899 (12-2)

Coach: William A. Reynolds

3/8 W 24-2 Horner School  
3/11 W 14-0 Bingham School  
3/15 W 14-1 Guilford  
3/22 W 11-0 Oak Ridge  
3/27 L 4-13 Lafayette

3/28 W 5-2 Lafayette

4/1 W 18-4 Lehigh  
4/3 W 7-5 Lehigh  
4/5 W 5-0 Lehigh  
4/19 W 15-1 Roanoke  
4/22 L 5-6 Maryland  
5/29 W 2-1 Georgia  
5/1 W 10-4 Mercer  
5/13 W 10-1 Georgia

### 1900 (9-1-1)

Coach: Robert B. Lawson

2/24 L 4-8 Oak Ridge  
3/27 W 13-7 Lafayette  
3/28 W 9-4 Lafayette  
4/2 W 6-0 Cornell  
4/7 W 6-3 Horner School  
4/14 W 6-4 Oak Ridge  
4/16 W 6-4 Tennessee  
4/17 W 10-0 Tennessee  
4/27 W 9-4 Georgia  
4/28 T 7-7 Georgia  
W 5-3 Maryland

### 1901 (11-4-2)

Coach: Ernest Graves

T 2-2 Lafayette  
W 4-3 Lafayette  
W 31-3 A&M College  
W 14-0 Clemson  
T 2-2 Clemson  
W 13-2 Lehigh  
L 2-13 Lehigh  
W 10-9 Cornell  
W 12-4 Georgia  
W 10-0 Georgia  
L 2-9 Virginia  
W 19-7 Maryland  
L 8-9 Maryland  
W 10-1 Georgia  
W 6-0 Georgia Tech  
W 40-4 Georgia  
L 6-11 Raleigh

### 1902 (7-6)

Coach: Edward M. Ashenback

W 20-0 Oak Ridge  
W 9-4 Lafayette  
L 5-10 Lafayette  
W 16-5 Clemson  
W 16-5 Lehigh  
W 7-2 Lehigh  
L 1-8 Cornell  
W 8-0 Georgia  
L 7-8 Virginia  
L 7-9 Virginia  
L 4-5 Richmond  
W 18-0 Birmingham  
L 1-11 Virginia

### 1903 (13-2-2)

Coach: John Curran

3/14 W 6-0 Bingham (Mebane)  
3/19 W 13-3 Oak Ridge  
3/23 W 3-2 Lafayette  
3/24 L 3-5 Lafayette  
3/27 L 1-4 Brown  
3/28 W 12-7 Brown  
4/3 W 7-6 Gettysburg  
T 9-9 Gettysburg  
4/9 W 4-3 Cornell  
4/10 W 2-0 Wofford  
4/18 W 9-0 South Carolina  
4/20 W 4-3 South Carolina  
4/29 W 10-3 Virginia  
4/30 T 15-15 Virginia  
5/1 W 13-1 Washington & Lee  
5/2 W 13-4 Georgetown  
5/9 W 4-1 Virginia

### 1904 (5-8)

Coach: John Donnelly

W 15-3 Bingham (Mebane)  
W 16-2 Oak Ridge  
L 8-11 Lafayette  
L 2-6 Lafayette  
L 6-7 Maryland  
L 0-7 Davidson  
L 2-3 Cornell  
L 2-9 A & M College  
W 12-6 St. Albans  
W 20-7 St. Albans  
W 18-3 Randolph Macon  
L 7-10 Virginia  
L 2-6 Virginia

### 1905 (12-6)

Coach: Robert B. Lawson

W 2-1 Guilford  
W 5-3 Wake Forest  
W 11-5 Wake Forest  
W 5-1 St. John's  
L 0-7 Lafayette  
L 2-3 Lafayette  
W 4-3 Oak Ridge  
L 3-0 Georgetown  
L 3-2 Navy  
W 5-3 Syracuse

W 5-3 S.C. College

W 18-8 S.C. College  
W 4-0 A&M College  
L 0-1 A&M College  
W 6-1 Virginia  
W 3-2 Virginia  
W 5-0 Virginia  
L 2-7 Georgetown

### 1906 (9-7-1)

Coach: Robert B. Lawson

W 18-1 Bingham, Mebane  
W 5-3 Lafayette  
W 7-3 Wake Forest  
L 8-1 Bingham, Asheville  
W 9-5 S.C. College  
W 19-0 S.C. College  
W 14-3 S.C. College  
W 7-6 St. John's College  
L 0-3 A&M College  
W 9-5 John's Hopkins  
W 6-1 Virginia  
L 0-9 Virginia  
L 6-7 Navy  
L 1-5 St. John's College  
L 1-4 Georgetown  
L 3-4 Virginia  
T 6-6 Guilford College

### 1907 (10-9-2)

Coach: Floyd Simmons

W 28-0 Bingham (Mebane)  
W 5-3 Wake Forest  
L 1-2 Lafayette  
T 5-5 Lafayette  
W 2-0 Cornell  
L 2-8 Guilford  
L 1-2 Guilford  
L 0-2 Davidson  
L 5-8 Delaware  
T 0-0 Georgia  
W 1-0 Oak Ridge  
W 5-2 George Washington  
L 6-7 George Washington  
W 6-4 Virginia Tech  
L 1-5 Virginia  
L 2-5 Virginia  
L 0-6 Georgetown  
W 4-2 Wake Forest  
W 4-2 Bingham (Asheville)  
W 8-1 William & Mary  
W 4-0 William & Mary

### 1908 (12-9)

Coach: Otis Stockdale

W 2-0 Bingham (Mebane)  
L 2-3 Lafayette  
W 3-0 Lafayette  
W 3-1 Randolph-Macon  
W 5-2 Cornell  
L 0-4 Guilford  
W 2-1 Virginia  
W 6-0 Dartmouth  
L 2-9 Dartmouth  
L 6-12 Villanova  
W 8-6 Villanova  
L 0-4 St. John's College  
L 1-2 Washington & Lee  
L 4-5 Virginia  
W 4-2 Delaware  
W 10-0 Delaware  
W 3-1 Roanoke  
W 3-0 Guilford  
L 5-14 Georgetown  
W 6-4 Navy  
L 2-4 Pennsylvania

### 1909 (19-5)

Coach: Otis Stockdale

3/13 W 3-2 Bingham (Mebane)  
3/20 W 3-0 Oak Ridge  
3/26 W 6-5 Elon  
3/29 L 0-1 Amherst  
3/30 W 7-6 Amherst  
4/1 W 3-0 Colgate  
4/2 L 1-3 Colgate  
4/3 W 6-2 Lafayette  
4/5 W 6-0 Lafayette  
4/8 W 3-2 Villanova  
4/10 W 6-5 Guilford  
4/12 L 6-15 Winston League  
4/13 W 6-4 St. John's  
4/14 W 4-3 Davidson  
4/15 W 2-3 Delaware  
4/16 W 12-4 Delaware  
4/19 L 1-3 Virginia  
4/21 W 4-1 Guilford  
4/23 W 4-1 Davidson  
4/30 W 7-6 Virginia  
5/3 L 2-14 Pennsylvania  
5/4 W 4-2 Georgetown  
5/7 W 9-1 Cent. U. of Kentucky  
5/8 W 3-0 Cent. U. of Kentucky

### 1910 (17-9)

Coach: Robert B. Lawson

3/14 W 6-2 Bingham School  
3/18 W 4-3 Oak Ridge M.A.  
3/23 W 17-5 Elon

3/26 W 4-3 Davidson

3/28 L 1-5 Lafayette  
3/29 W 7-1 Amherst  
3/30 L 0-1 Amherst  
3/31 W 3-0 Trinity (Hartford)  
4/1 L 0-1 Lafayette  
4/2 W 9-6 Lafayette  
4/4 W 5-2 Bingham School  
4/7 W 9-1 Hampden-Sydney  
4/8 L 3-4 Virginia  
4/9 L 2-6 Virginia  
4/15 L 3-4 Guilford  
4/16 W 9-6 Guilford  
4/19 W 1-0 Kentucky State  
4/21 W 9-5 Davidson  
4/22 W 3-0 Virginia  
4/23 L 0-1 Navy  
4/26 L 2-3 Washington & Lee  
4/27 W 5-1 Georgetown  
4/29 W 1-0 Wake Forest  
4/30 L 1-2 Wake Forest  
5/2 W 5-3 Central Kentucky  
5/3 W 8-3 Central Kentucky

### 1911 (15-7)

Coach: Charles M. Clancey

W 3-0 Georgetown  
W 2-1 Davidson  
L 1-4 Davidson  
L 0-1 Virginia Tech  
W 1-0 Amherst  
W 15-2 Catawba  
W 5-4 Atlantic Christian  
L 1-4 Catholic  
W 1-0 Wake Forest  
W 2-0 Wake Forest  
L 1-3 Virginia  
W 1-0 Virginia  
W 1-0 Virginia  
W 3-2 Guilford  
W 4-1 Oak Ridge M.A.  
L 3-5 Winston-Salem Twins  
W 12-8 Winston-Salem Twins  
W 9-1 Washington & Lee  
L 3-4 Washington & Lee  
L 2-3 Lafayette  
W 8-2 Lafayette  
W 6-2 Lafayette

### 1912 (11-7)

Coach: Charles M. Clancey

W 6-1 Wake Forest  
L 1-2 Virginia  
W 10-3 Virginia  
L 0-4 Virginia  
W 4-0 Virginia  
W 7-2 Guilford  
L 4-5 Princeton  
W 1-0 Horner's School  
W 6-5 Georgia  
L 2-5 Georgia  
W 5-0 Randolph-Macon  
L 0-1 Navy  
W 8-2 Virginia Tech  
W 9-6 Virginia Tech  
L 3-5 Amherst  
W 11-10 Amherst  
W 3-0 Swarthmore  
L 2-3 Swarthmore

### 1913 (7-11)

Coach: Coach Bowers

W 4-1 Davidson  
W 11-1 Davidson  
L 2-5 Amherst  
W 5-1 Penn State  
L 4-7 Atlantic C.L.  
W 12-5 VMI  
W 8-2 VMI  
W 10-1 Trinity  
L 2-8 Wake Forest  
L 2-8 Wake Forest  
W 5-4 Virginia  
L 9-12 Virginia  
L 1-9 Guilford  
L 8-9 Washington & Lee  
L 4-5 Lafayette  
L 3-4 Lafayette  
L 6-7 A&M College  
L 3-9 Princeton

### 1914 (8-11-1)

Coach: Earl Mack

L 0-5 Davidson  
L 1-6 Navy  
W 1-0 William & Mary  
T 4-4 Amherst  
W 2-0 Amherst  
W 3-2 Hampden-Sydney  
L 1-3 Catholic  
L 0-3 Penn State  
W 5-4 VMI  
L 2-5 West Virginia Wesleyan  
W 14-5 West Virginia  
W 2-1 Wake Forest  
W 3-2 Wake Forest  
L 0-2 Virginia  
L 1-9 Virginia  
L 1-6 Virginia

L 1-9 Guilford

W 9-0 Oak Ridge M.A.  
L 2-3 Vermont  
L 2-3 Princeton

### 1915 (12-4)

Coach: Charles A. Doak

W 1-0 Wake Forest  
W 10-0 Wake Forest  
W 10-4 Wake Forest  
L 2-5 Virginia  
W 8-5 Virginia  
L 3-5 Virginia  
W 7-2 Guilford  
W 6-3 Oak Ridge M.A.  
L 4-8 Princeton  
W 5-0 Bingham School  
W 6-0 South Carolina  
W 7-3 Davidson  
W 8-2 Navy  
W 14-2 Elon  
L 1-3 Amherst  
W 13-0 VMI

### 1916 (7-11)

Coach: Charles A. Doak

L 3-8 Georgetown  
W 6-1 Wofford  
L 2-13 Navy  
W 7-0 Delaware  
W 3-2 William & Mary  
W 18-4 Elon  
L 3-4 Catholic  
L 9-15 Penn State  
W 11-3 West Virginia Wesleyan  
L 3-4 Wake Forest  
L 0-3 Wake Forest  
L 3-4 Wake Forest  
L 3-8 Virginia  
L 3-4 Virginia  
L 1-2 Guilford  
L 2-3 Oak Ridge M.A.  
W 7-4 Washington & Lee  
W 11-4 Richmond

### 1917 (10-6)

Coach: Bunn Heam

L 5-6 Wake Forest  
W 3-2 Virginia  
W 2-0 Washington & Lee  
L 2-4 Yale  
W 4-3 Bingham School  
L 1-5 Georgia  
L 2-4 Georgia  
W 5-0 Georgia  
L 1-10 Georgia  
W 16-0 South Carolina  
W 3-0 Wofford  
W 6-1 Wofford  
W 8-4 Davidson  
L 0-1 Davidson  
W 11-5 West Virginia Wesleyan  
W 10-2 Haver Ford

### 1918 (7-6)

Coach: Bunn Heam

L 1-3 South Carolina  
W 4-2 South Carolina  
L 0-2 Wofford  
W 4-2 Wofford  
W 10-0 Elon  
L 1-18 Holy Cross  
L 0-2 Camp Sevier  
W 3-0 Virginia  
L 0-4 Virginia  
L 1-2 Virginia  
W 7-6 Guilford  
W 4-3 Oak Ridge M.A.  
W 2-1 at Clemson

### 1919 (11-7-2)

Coach: William Lourcy

T 0-0 Trinity  
L 4-7 Wake Forest  
L 1-2 Virginia  
T 3-3 Virginia  
W 7-1 Virginia  
L 4-11 Virginia  
W 4-0 Oak Ridge M.A.  
L 5-6 Washington & Lee  
L 4-13 Johns Hopkins  
W 5-0 South Carolina  
W 4-3 Davidson  
W 13-1 Randolph-Macon  
W 5-0 Virginia Tech  
W 4-1 Elon  
W 1-4 Elon  
W 8-3 Hampden-Sydney  
W 7-4 Fort Bragg  
W 2-1 NC State  
W 4-1 Durham Bulls  
L 0-2 Durham Bulls

### 1920 (8-9-2)

Coach: William Lourcy

W 3-2 Davidson  
W 3-2 Davidson  
L 2-4 Catholic



L 1-3 Swarthmore  
L 5-6 NC State  
W 9-0 NC State  
W 6-2 NC State  
W 1-0 Trinity  
W 2-1 Trinity  
L 1-8 Wake Forest  
W 8-0 Wake Forest  
L 3-4 Virginia  
L 7-8 Virginia  
T 3-3 Washington & Lee  
L 3-5 Yale  
L 1-2 Pennsylvania  
T 3-3 Maryland  
W 4-3 Maryland  
L 8-9 Winston-Salem Twins

**1921 (17-3-2)**

**Coach:** Bill Fetzer  
T 3-3 Lynchburg  
W 3-1 Florida  
L 3-9 NC State  
W 7-6 Fordham  
W 3-1 CCNY  
W 6-4 NC State  
L 0-11 Georgetown  
W 7-3 Davidson  
L 5-9 Davidson  
W 4-2 Trinity  
W 6-2 Trinity  
W 4-3 Wake Forest  
W 6-4 Wake Forest  
W 5-3 Virginia  
W 7-3 Virginia  
W 3-2 Virginia  
W 4-2 Guilford  
W 5-2 Washington & Lee  
W 4-1 Maryland  
T 3-3 Maryland  
W 6-4 Swarthmore  
W 7-1 VMI

**1922 (19-2)**

**Coach:** Bill Fetzer  
W 9-5 Trinity  
W 8-7 Trinity  
W 2-0 Wake Forest  
W 12-4 Wake Forest  
W 6-0 Virginia  
W 4-0 Virginia  
W 7-0 Virginia  
L 8-9 Washington & Lee  
W 6-3 Washington & Lee  
W 9-1 Washington & Lee  
L 5-10 Maryland  
W 9-6 Georgia  
W 2-0 Davidson  
W 7-4 Virginia Tech  
W 3-0 Swarthmore  
W 3-1 NC State  
W 4-1 NC State  
W 10-1 Lynchburg  
W 15-1 CCNY  
W 8-0 Furman  
W 12-8 NYU

**1923 (11-8-2)**

**Coach:** Bill Fetzer  
L 4-6 Lynchburg  
T 3-3 Auburn  
L 5-8 Alabama  
W 14-5 Davidson  
L 4-5 Navy  
W 2-1 NC State  
W 11-4 NC State  
W 10-8 NC State  
L 2-4 Trinity  
W 5-3 Trinity  
L 3-9 Wake Forest  
W 13-6 Wake Forest  
W 2-1 Virginia  
W 12-3 Virginia  
L 3-4 Virginia  
T 8-8 Guilford  
W 12-6 Maryland  
L 1-9 Georgia  
W 6-2 Mercer  
L 3-9 at Georgia Tech  
W 4-1 at Georgia Tech

**1924 (9-14)**

**Coach:** Bill Fetzer  
W 1-0 Trinity  
L 3-4 Trinity  
L 3-10 Wake Forest  
L 2-3 Wake Forest  
W 7-4 Virginia  
W 3-2 Virginia  
W 13-9 Virginia  
W 6-1 Guilford  
W 9-5 Washington & Lee  
L 2-11 Georgia  
L 1-4 Georgia  
L 2-6 Mercer  
L 2-5 Mercer  
L 6-7 Davidson  
W 8-3 Virginia Tech  
W 3-2 Elon  
W 3-2 Hampden-Sydney

L 2-3 NC State  
L 2-7 NC State  
L 10-14 Durham Bulls  
L 0-5 Alabama  
L 2-6 Alabama  
L 2-3 Lenoir-Rhyne

**1925 (14-10)**

**Coach:** Bill Fetzer  
W 5-4 Lenoir-Rhyne  
L 2-5 Duke  
W 7-6 Duke  
L 5-10 Duke  
W 8-4 Georgetown  
W 8-3 Davidson  
W 6-2 Virginia Tech  
L 4-5 Virginia Tech  
W 20-5 Elon  
W 14-5 Hampden-Sydney  
W 6-4 VMI  
L 5-7 NC State  
L 5-8 NC State  
L 1-2 Wake Forest  
L 2-3 Wake Forest  
W 8-6 Virginia  
L 1-4 Virginia  
L 1-2 Virginia  
W 5-4 Guilford  
W 3-2 Guilford  
W 5-2 Washington & Lee  
W 2-0 Maryland  
L 2-14 Maryland  
W 16-3 Maryland

**1926 (9-16)**

**Coach:** Duke Duncan  
L 3-4 Wake Forest  
L 4-11 Wake Forest  
W 12-7 Wake Forest  
L 4-7 Virginia  
W 13-3 Virginia  
L 2-6 Virginia  
W 9-3 Guilford  
W 11-10 Lehigh  
L 1-6 Maryland  
L 4-12 Georgia Tech  
L 2-10 Georgia Tech  
W 3-2 South Carolina  
L 8-9 Davidson  
W 13-4 Virginia Tech  
L 4-5 Dartmouth  
L 10-11 Elon  
L 2-8 Elon  
L 5-7 Catholic  
L 7-8 NC State  
L 2-8 NC State  
L 6-7 NC State  
W 16-3 Lynchburg  
W 5-4 Duke  
W 8-7 Duke  
L 9-17 Duke

**1927 (14-8-1)**

**Coach:** Jim Ashmore  
W 8-7 Elon  
L 0-3 Penn State  
T 2-2 Pennsylvania  
W 6-1 Davidson  
L 7-8 Duke  
W 10-1 Duke  
W 4-3 Wake Forest  
W 10-7 Virginia  
W 10-7 Hampden-Sydney  
W 11-0 Davidson  
L 4-7 Virginia Tech  
L 8-9 at Georgia Tech  
L 4-12 at Georgia Tech  
W 4-1 Georgia  
L 1-4 Georgia  
W 3-0 Wake Forest  
L 2-6 Virginia  
W 11-10 Virginia  
W 3-2 Wake Forest  
W 6-4 Duke  
W 6-2 NC State  
W 3-1 NC State  
L 1-3 NC State

**1928 (13-9)**

**Coach:** Jim Ashmore  
3/26 W 11-2 at Elon  
4/2 W 15-3 Maryland  
4/3 W 3-2 Maryland  
4/4 L 3-5 Pennsylvania  
4/5 W 7-6 Pennsylvania  
4/7 L 4-6 Washington & Lee  
4/9 W 3-0 at Davidson  
4/12 L 0-1 at Wash. & Lee  
4/14 W 6-4 at Virginia  
W 12-9 Maryland  
W 7-0 VMI  
4/18 W 4-1 Wake Forest  
4/21 W 7-5 VMI  
4/24 L 4-5 at NC State  
4/25 L 1-12 Georgia  
4/26 W 6-5 Georgia  
5/5 L 1-13 Duke  
5/11 L 3-5 Virginia  
5/12 W 8-4 Virginia-1

5/17 W 5-3 at Wake Forest  
5/19 L 5-7 at Duke  
5/21 L 2-4 NC State  
1-Greensboro, N.C.

**1929 (16-6)**

**Coach:** Jim Ashmore  
3/25 W 12-9 Springfield  
3/26 W 5-1 Springfield  
3/29 W 9-5 Pennsylvania  
4/1 W 4-2 Davidson-1  
4/2 W 7-5 Penn State  
4/3 L 3-12 Cornell  
4/4 W 7-5 Washington & Lee  
4/9 W 7-1 Maryland  
4/12 W 6-4 at Maryland  
4/13 W 5-4 at Virginia  
4/17 W 8-2 at Virginia Tech  
4/20 W 4-2 at VMI  
W 7-5 West Virginia Wesleyan  
4/22 W 6-5 NC State  
4/26 W 10-9 Virginia Tech  
4/27 L 6-9 at Duke  
5/7 L 3-4 at Wake Forest  
5/10 W 6-4 Virginia  
5/11 W 4-2 Virginia-2  
5/17 L 5-8 Duke  
5/20 L 3-5 at NC State  
5/22 L 2-7 Wake Forest  
1-Salisbury, N.C.  
2-Greensboro, N.C.

**1930 (13-12)**

**Coach:** Jim Ashmore  
3/27 W 18-7 Springfield  
3/31 W 3-2 Cornell  
4/1 L 8-10 Cornell  
4/4 W 6-4 at Georgia  
4/5 L 1-9 at Georgia  
4/8 W 7-2 Maryland  
4/11 L 1-14 at Maryland  
4/12 W 8-5 at Virginia  
4/14 L 2-10 at Washington & Lee  
4/14 L 6-7 at Washington & Lee  
4/15 L 3-9 at VMI  
4/16 L 2-5 at Virginia Tech  
4/22 W 9-3 at Davidson  
4/23 L 0-7 Georgia  
4/24 W 7-3 Georgia  
4/25 L 4-9 Virginia Tech  
4/26 L 5-14 Duke  
5/3 L 8-7 Wake Forest  
5/6 W 6-2 at NC State  
5/7 W 3-1 South Carolina  
5/9 W 12-1 Virginia-1  
5/12 W 6-3 at Wake Forest  
5/13 W 8-3 Davidson  
5/17 L 2-15 at Duke  
5/20 W 5-3 NC State  
1-Greensboro, N.C.

**1931 (16-4-2)**

**Coach:** Jim Ashmore  
3/30 W 11-5 Cornell  
4/2 W 2-0 Pennsylvania  
4/3 L 2-8 Washington & Lee  
4/8 W 15-3 Princeton  
4/10 W 4-2 at Maryland  
4/10 W 8-4 at Maryland  
4/11 W 6-1 at Virginia  
4/13 W 8-7 at Washington & Lee  
4/14 T 5-5 at VMI  
4/15 L 9-10 at Virginia Tech  
4/18 T 11-11 Virginia Tech  
4/21 W 3-2 at Wake Forest  
4/25 W 3-2 VMI  
4/25 W 6-2 VMI  
4/29 W 7-4 Wake Forest  
5/5 L 4-7 NC State  
5/8 W 6-2 Virginia  
5/9 W 15-4 Virginia-1  
5/11 W 7-1 Davidson  
5/16 L 4-8 at Duke  
5/18 W 6-2 Duke  
5/20 W 19-8 at NC State  
1-Greensboro, N.C.

**1932 (11-8)**

**Coach:** Bunn Hearn  
3/24 L 7-16 Jersey City  
3/28 W 8-7 Davidson-1  
3/29 W 4-0 Maryland  
4/6 W 6-5 Durham Bulls  
4/8 L 4-5 at Virginia  
4/14 W 8-4 Durham Bulls  
4/16 W 7-5 VMI  
4/19 W 8-7 Raleigh Caps  
L 2-8 Durham Bulls  
4/23 L 2-6 Duke  
4/26 W 14-5 Davidson  
4/30 L 3-4 at Wake Forest  
5/3 L 6-7 NC State  
5/6 W 4-3 Virginia  
5/7 W 9-6 Virginia-2  
5/12 W 11-3 Virginia Tech  
5/14 L 2-3 at Duke  
5/16 L 2-7 Wake Forest  
5/19 W 9-7 NC State  
1-Winston-Salem, N.C.

2-Greensboro, N.C.

**1933 (15-7)**

**Coach:** Bunn Hearn  
3/28 W 5-1 Washington & Lee  
3/30 L 5-6 Michigan State  
3/31 L 3-5 Michigan State  
4/1 L 0-1 at Elon  
4/7 W 9-1 at Virginia Tech  
4/8 W 14-0 at VMI  
4/10 W 2-1 at Washington & Lee  
4/14 W 5-3 Virginia Tech  
4/15 L 3-4 Davidson-1  
4/17 L 3-4 at Davidson  
4/18 W 8-0 Maryland  
4/25 L 7-8 Davidson  
4/28 W 4-2 at Wake Forest  
5/2 L 6-7 NC State  
5/6 W 11-1 Virginia-2  
5/9 W 3-0 Wake Forest  
5/13 W 2-1 at Duke  
5/15 W 12-0 at Georgetown  
5/17 W 11-3 at Navy  
5/18 W 4-0 at Randolph-Macon  
5/20 W 7-1 at NC State  
5/23 W 2-1 Duke  
1-Winston-Salem, N.C.  
2-Greensboro, N.C.

**1934 (21-2)**

**Coach:** Bunn Hearn  
3/30 W 9-2 Washington & Lee  
3/31 W 15-4 Davidson-1  
4/2 W 13-5 at Davidson  
4/6 W 6-1 at Virginia Tech  
4/7 W 16-6 at VMI  
4/10 W 3-1 at Virginia  
4/14 W 6-0 Wake Forest  
4/18 W 9-0 Davidson  
4/21 W 3-1 Wilmington Pirates  
4/21 L 3-8 Wilmington Pirates  
4/25 W 9-7 Guilford  
4/27 W 12-7 at Wake Forest  
4/28 W 9-4 VMI  
5/1 W 9-7 at NC State  
5/4 W 16-3 Virginia  
5/5 W 5-3 Virginia-2  
5/11 W 7-1 Virginia Tech  
5/14 W 6-2 at Randolph-Macon  
5/16 W 4-1 at Navy  
5/18 W 4-3 Duke  
5/19 L 1-15 Duke-2  
5/21 W 7-4 at Duke  
5/23 W 8-4 NC State  
1-Gastonia, N.C.  
2-Greensboro, N.C.

**1935 (8-14)**

**Coach:** Bunn Hearn  
4/5 L 3-4 at Davidson (11)  
4/11 W 6-2 Wake Forest  
4/13 W 5-2 NC State  
4/16 L 2-6 Wake Forest-1  
L 11-13 Leaksville Spray  
4/19 W 7-3 Chats. Mfg. Co.-2  
4/20 L 1-8 Chats. Mfg. Co.-2  
4/24 W 6-5 Davidson  
4/25 W 6-5 Davidson  
4/27 L 1-3 at NC State  
4/30 L 5-6 Wake Forest-3  
5/2 L 2-3 at NC State  
5/3 W 5-3 Virginia  
5/4 L 0-4 Virginia-4  
5/9 W 9-8 at NC State  
5/11 L 2-7 at Duke  
5/13 L 0-2 Wake Forest-5  
5/17 L 0-4 Duke  
5/18 L 1-14 Duke-4  
5/22 L 0-7 at Richmond  
5/24 L 5-7 at Maryland  
5/25 W 11-8 at Navy  
1-Lumberton, N.C.  
2-Elkin, N.C.  
3-Fayetteville, N.C.  
4-Greensboro, N.C.  
5-Raleigh, N.C.

**1936 (6-10)**

**Coach:** Bunn Hearn  
3/27 W 10-5 Springfield  
4/13 L 3-5 Richmond  
4/14 L 5-7 Georgetown  
4/18 L 1-3 at NC State  
4/20 W 13-8 at VMI  
4/21 L 8-9 at Wash. & Lee (10)  
4/24 W 9-7 at Wake Forest (15)  
4/27 W 3-2 at Davidson  
5/1 W 14-2 Virginia  
5/2 L 7-8 Virginia-1  
5/5 L 5-7 NC State  
5/6 L 5-7 Davidson  
5/15 L 2-6 at Georgetown  
5/16 L 2-8 at Maryland  
5/18 W 7-6 at Duke  
5/20 L 4-5 Duke  
1-Greensboro, N.C.

**1937 (12-9-1)**

**Coach:** Bunn Hearn  
3/27 W 4-1 Springfield  
4/1 W 8-5 Michigan State  
4/2 W 8-0 Washington & Lee  
4/3 L 8-9 Richmond  
4/8 W 8-4 at Virginia Tech  
4/10 L 3-4 at VMI  
4/12 L 6-7 at Davidson  
4/14 L 5-6 at Wake Forest  
4/16 W 10-2 VMI  
4/19 W 18-2 Virginia Tech  
4/20 W 6-2 William & Mary  
4/23 L 0-5 NC State  
4/27 W 3-1 Wake Forest-1  
4/30 T 7-7 Virginia (11)  
5/1 W 7-2 Virginia  
5/6 W 8-1 Davidson  
5/8 W 12-5 at NC State  
5/11 W 7-6 Wake Forest  
5/15 L 3-6 at Maryland  
5/19 L 1-18 Duke  
5/22 L 11-12 Duke-2  
5/24 L 0-4 at Duke  
1-Raeftord, N.C.  
2-Greensboro, N.C.

**1938 (14-6)**

**Coach:** Bunn Hearn  
3/29 W 10-2 Richmond  
4/4 W 4-1 Dartmouth  
4/5 W 6-5 NC State-1  
4/12 L 2-4 Wake Forest  
4/14 W 10-5 at Virginia  
4/15 W 7-6 at VMI (10)  
4/14 W 14-1 at Washington & Lee  
4/20 W 7-6 NC State-2  
4/23 W 12-9 at Wake Forest  
4/26 W 11-6 Davidson  
4/30 W 15-3 Virginia  
5/4 L 3-8 NC State  
5/6 W 7-5 Navy  
5/7 W 10-8 at NC State  
5/10 W 4-0 VMI  
5/12 L 2-10 at Richmond  
5/13 W 13-10 at Maryland  
5/18 L 1-4 at Duke  
5/21 L 8-10 Duke-3  
5/23 L 3-5 Duke  
1-Raeftord, N.C.  
2-Clinton, N.C.  
3-Greensboro, N.C.

**1939 (11-7)**

**Coach:** Bunn Hearn  
3/23 W 10-4 Springfield  
4/4 W 16-2 Harvard  
4/7 W 10-1 Cornell  
4/8 W 4-1 at Davidson  
4/11 W 12-5 NC State  
4/13 W 19-7 at VMI  
4/14 W 2-1 at Washington & Lee  
4/15 L 5-10 at Virginia  
4/18 L 6-8 at Wake Forest  
4/21 W 8-7 VMI  
4/25 L 2-3 at Wake Forest  
4/27 W 8-4 Davidson  
4/29 W 16-4 Virginia  
5/6 L 3-6 at NC State  
5/9 W 19-2 Wake Forest  
5/17 L 5-6 Duke  
5/20 L 14-21 Duke-1  
5/22 L 4-12 at Duke  
1-Greensboro, N.C.

**1940 (17-6)**

**Coach:** Bunn Hearn  
3/21 W 7-4 at May Hosiery  
3/23 W 8-7 Maryland  
3/26 L 8-9 Pennsylvania  
4/1 L 5-6 Harvard  
4/2 L 6-12 Cornell  
4/5 W 15-12 Michigan  
4/6 W 18-1 Washington & Lee  
4/15 W 14-2 VMI  
4/19 W 7-2 Davidson  
4/25 W 6-3 at Virginia  
4/26 W 2-0 at Maryland  
4/27 W 2-1 at Navy  
4/30 W 5-1 Wake Forest  
5/2 L 3-4 at NC State  
5/4 W 9-5 Virginia  
5/7 W 12-8 NC State  
5/9 W 14-4 at Davidson  
5/11 W 10-4 at Clemson  
5/13 L 3-6 at Wake Forest  
5/15 W 26-3 at Duke  
5/18 L 3-6 Duke-1  
5/20 W 8-2 Duke  
5/25 W 7-4 at Elkin  
1-Greensboro, N.C.

**1941 (15-6-1)**

**Coach:** Bunn Hearn  
3/21 W 13-4 at May Hosiery  
3/22 W 12-4 at Hanes Hosiery  
3/26 W 5-2 Springfield  
4/2 L 2-4 Cornell

# ALL-TIME RESULTS



4/3 W 15-6 Washington & Lee  
 4/5 L 1-2 William & Mary  
 4/8 W 10-0 Davidson  
 4/11 W 9-5 at Washington & Lee  
 4/12 W 12-3 at VMI  
 4/14 L 2-6 Michigan  
 4/15 W 5-3 Wake Forest  
 4/19 W 9-0 at Davidson  
 4/22 T 9-9 NC State  
 4/25 L 4-5 at Maryland  
 4/26 L 4-7 at Navy  
 4/29 W 2-0 at Wake Forest  
 5/3 W 8-6 Virginia  
 5/6 W 5-3 at NC State  
 5/10 W 14-7 Duke-1  
 5/12 W 6-4 Duke  
 5/14 L 1-6 at Duke  
 5/17 W 3-2 VMI  
 1-Greensboro, N.C.

## 1942 (17-5)

**Coach: Bunn Hearn**  
 4/1 W 4-2 Camp Lee  
 4/3 W 6-0 Maryland  
 4/4 W 7-0 Maryland  
 4/8 W 6-3 Virginia Tech  
 4/10 W 4-2 at Davidson  
 4/11 W 4-3 at Hanes Hosiery  
 4/13 W 12-1 South Carolina  
 4/15 W 4-1 at Wake Forest  
 4/17 W 5-4 NC State  
 4/20 L 7-11 at Burlington Bees  
 4/21 W 9-2 Morris Field  
 4/23 W 18-1 at Virginia  
 4/24 L 7-8 at Maryland  
 4/25 L 2-6 at Navy  
 4/28 W 4-1 Davidson  
 4/30 L 2-4 at Wake Forest  
 5/1 L 8-10 Fort Bragg  
 5/2 W 5-2 Virginia  
 5/5 W 6-5 Wake Forest  
 5/7 W 4-3 at NC State  
 5/9 W 5-4 Duke-1  
 5/12 W 3-2 Duke  
 1-Greensboro, N.C.

## 1943 (13-4)

**Coach: Bunn Hearn**  
 4/1 W 13-2 NC State  
 4/10 W 5-2 at NC State  
 4/13 W 6-2 Chapel Hill Pre-Flight  
 4/17 L 1-3 Chapel Hill Pre-Flight  
 4/18 W 5-4 Duke  
 4/21 W 15-2 Davidson  
 4/22 W 13-9 at NC State  
 4/23 W 9-6 at Burlington Mills  
 4/24 W 8-6 at Duke  
 4/26 W 20-5 at VMI  
 4/27 L 4-5 at Washington & Lee  
 4/29 W 10-6 at Navy  
 5/1 L 8-10 Virginia-1  
 5/3 W 10-3 Duke  
 5/5 W 6-3 NC State  
 5/8 W 13-10 at Burlington Mills  
 5/10 L 4-9 at Duke  
 1-Greensboro, N.C.

## 1944 (9-12)

**Coach: Bunn Hearn**  
 4/12 W 11-8 Camp Butler  
 4/17 W 24-1 NC State  
 4/19 L 8-9 at Camp Butler  
 4/22 L 1-6 Chapel Hill Pre-Flight  
 4/26 W 5-3 at Navy  
 5/3 W 6-5 at NC State  
 5/8 W 10-5 Duke  
 5/10 L 1-9 at Chapel Hill Pre-Flight  
 5/11 W 4-2 at Seymour-Jhnsn  
 5/13 W 9-3 NC State  
 5/20 W 6-3 at NC State  
 5/22 L 4-12 at BTC #10  
 5/24 L 0-3 at Chapel Hill Pre-Flight  
 5/27 L 0-8 at Duke  
 5/29 W 11-8 Cp. Butler 55/AAA  
 5/31 L 5-6 at Chapel Hill Pre-Flight  
 6/3 L 4-5 Duke  
 6/5 L 1-2 Cherry Point  
 6/8 L 1-5 BTC #10-1  
 6/10 L 4-5 at Duke  
 L 4-8 at Duke  
 1-Greensboro, N.C.

## 1945 (13-11)

**Coach: Bunn Hearn**  
 4/2 L 3-4 at Edwards Co.  
 4/7 W 14-3 NC State  
 4/13 W 8-7 at Roanoke  
 4/16 L 2-4 Cherry Point  
 4/18 L 2-13 at Navy  
 4/20 L 4-6 at Burlington Bees  
 4/21 W 9-1 NC State  
 4/23 W 4-2 at Durham Bulls  
 4/28 W 10-9 Chapel Hill Pre-Flight  
 4/30 L 0-6 at NC State  
 5/2 W 13-4 at Edwards Co.  
 5/5 W 15-1 at NC State  
 5/8 L 5-7 at Ft. Bragg 2nd FA  
 5/9 W 16-3 Chapel Hill Pre-Flight  
 5/12 W 10-2 Fort Bragg 2nd FA

5/15 W 7-6 at Camp Butler  
 5/19 W 8-6 Chapel Hill Pre-Flight  
 5/21 L 5-7 Camp Butler  
 5/23 L 4-10 Duke  
 5/25 L 0-9 Greensboro ORD  
 5/30 L 2-3 at Duke  
 6/6 W 16-3 Duke  
 6/7 L 2-5 Chapel Hill Pre-Flight  
 6/9 W 4-3 at Duke

## 1946 (15-13)

**Coach: Bunn Hearn**  
 3/25 L 3-5 Michigan State  
 3/26 L 2-3 Michigan State  
 4/2 W 3-0 Ohio  
 4/5 W 22-1 Virginia Tech  
 4/6 L 2-3 at Burlington Bees  
 4/9 L 3-4 Greensboro ORD  
 4/11 W 6-5 at Virginia  
 4/13 W 2-1 at Navy  
 4/16 W 6-1 Durham Bulls  
 4/18 W 9-8 at Wilson Tobs  
 4/19 L 2-5 at Durham Bulls  
 4/20 W 2-0 Maryland  
 4/23 W 6-0 Davidson  
 4/24 L 0-5 at NC State  
 4/27 W 4-2 Duke  
 5/1 W 5-1 Wake Forest  
 5/6 L 1-4 NC State  
 5/7 W 7-5 at Davidson  
 5/8 L 4-6 NC State  
 5/10 L 4-5 at Wake Forest  
 5/11 L 1-5 at Duke  
 5/15 W 7-2 Wake Forest  
 5/17 W 5-0 Fort Bragg  
 5/18 W 8-5 at NC State  
 5/20 L 1-4 at Wake Forest  
 5/22 W 3-1 Fort Bragg  
 5/29 L 4-6 at Duke  
 6/1 L 3-5 Duke

## 1947 (15-11-2)

**Coach: Walter Rabb**  
 3/31 W 4-3 Michigan State  
 4/1 W 7-5 Villanova  
 4/4 L 3-5 Virginia  
 4/5 W 8-2 Duke  
 4/7 W 6-1 Michigan  
 4/9 L 5-6 Michigan  
 4/10 W 16-3 Cornell  
 4/11 L 1-5 at Burlington Bees  
 4/12 L 6-7 at Rex Mills  
 4/17 W 11-7 Cincinnati  
 4/18 L 4-5 at Duke  
 4/19 W 4-3 at Wake Forest  
 4/22 W 5-2 at Davidson  
 4/25 W 10-2 Navy  
 4/29 T 9-9 Wake Forest  
 5/6 T 4-4 at Wake Forest  
 5/8 W 6-5 at Virginia  
 5/9 W 13-3 at Maryland  
 5/10 W 1-0 at Richmond  
 5/12 L 6-8 Wake Forest  
 5/13 W 5-0 at Wake Forest  
 5/14 L 2-12 at NC State  
 5/15 L 7-15 Duke  
 5/17 L 2-7 at Duke  
 5/19 L 1-5 Wake Forest  
 5/22 L 4-5 NC State  
 5/24 W 4-0 at NC State  
 5/28 W 5-2 NC State

## 1948 (21-9-1)

**Coach: Walter Rabb**  
**Southern Conference Champions**  
**NCAA Tournament Participants**  
 3/26 W 3-1 Virginia  
 3/29 W 5-2 Michigan State  
 3/30 L 5-7 Pennsylvania  
 4/2 T 7-7 Yale  
 4/8 W 15-6 at South Carolina  
 4/9 W 12-1 at Clemson  
 4/10 W 10-1 at Furman  
 4/13 W 1-0 Wake Forest  
 4/15 W 4-3 Furman  
 4/17 W 2-0 at Greenville (CPL)  
 4/21 W 6-5 at Duke  
 4/24 L 1-8 at NC State  
 4/27 W 6-2 Davidson  
 4/29 W 1-0 NC State  
 5/1 W 5-4 at Wake Forest  
 5/4 L 4-6 Duke  
 5/6 L 0-4 at Virginia  
 5/8 L 6-7 at Georgetown  
 5/11 W 3-2 Wake Forest  
 5/13 W 5-3 NC State  
 5/15 L 2-3 Duke  
 5/17 W 7-6 at Wake Forest  
 5/22 W 10-8 Duke  
 5/26 W 7-1 at NC State  
 W 15-0 vs. Georgia Tech-1  
 W 11-3 vs. Alabama-1  
 L 4-5 vs. George Wash.-1  
 W 10-0 vs. George Wash.-1  
 L 1-6 vs. Yale-2  
 W 7-3 vs. Illinois-2  
 L 2-5 vs. Lafayette-2  
 1-NCAA District III Regional, Charlotte, N.C.  
 2-NCAA Eastern Reg., Winston-Salem, N.C.

## 1949 (20-9-2)

**Coach: Walter Rabb**  
 3/18 L 0-6 at Florida  
 3/19 W 9-2 at Florida  
 3/20 W 21-8 at Jacksonville Nas  
 3/21 W 7-3 at Jacksonville Nas  
 3/29 W 8-6 Cornell  
 3/30 T 5-5 Michigan State  
 3/31 W 4-2 Michigan State  
 4/1 L 12-4 Virginia Tech  
 4/6 W 8-4 William & Mary  
 4/7 W 11-3 Yale  
 4/14 W 6-5 Virginia  
 4/15 W 2-1 Maryland  
 4/16 W 10-8 at South Carolina  
 4/18 W 8-2 at Duke  
 4/20 L 5-6 at Wake Forest  
 4/21 W 5-0 Davidson  
 4/23 L 6-10 at NC State  
 4/25 W 12-3 Jacksonville Nas  
 4/26 W 3-1 Duke  
 4/29 L 6-8 NC State  
 5/4 W 4-3 at Duke  
 5/5 W 6-3 at Virginia Tech  
 5/6 W 14-6 at Washington & Lee  
 5/7 T 6-6 at Virginia  
 5/9 L 2-4 Wake Forest  
 5/12 W 8-4 at NC State  
 5/14 L 9-11 Duke  
 5/16 L 2-3 Wake Forest  
 5/18 L 0-2 at Wake Forest  
 5/21 L 1-6 at Duke  
 5/24 W 7-1 NC State

## 1950 (16-18)

**Coach: Walter Rabb**  
 3/17 L 5-7 at Florida  
 3/18 W 7-6 at Florida  
 3/20 W 3-1 at Rollins  
 3/21 L 4-9 at Rollins  
 3/30 W 8-1 Michigan State  
 3/31 W 7-6 Michigan State  
 4/1 L 2-3 Davidson  
 4/3 W 9-0 Davidson  
 4/5 L 5-6 Yale  
 4/6 L 4-6 Yale  
 4/7 W 15-11 West Virginia  
 4/8 W 11-2 West Virginia  
 4/10 W 3-2 Duke  
 4/12 L 6-12 at Wake Forest  
 4/15 L 0-6 Wake Forest  
 4/17 L 1-4 McCrary  
 4/19 L 1-3 at NC State  
 4/22 L 3-12 at Duke  
 4/24 L 4-9 NC State  
 4/26 W 6-1 at Wake Forest  
 4/28 L 4-8 Rollins  
 4/29 W 11-10 Rollins  
 5/2 L 3-9 Wake Forest  
 5/4 L 4-9 at Virginia  
 5/5 L 1-7 at Maryland  
 5/6 W 8-5 at George Washington  
 5/9 W 6-5 NC State  
 5/11 W 6-5 Duke  
 5/13 W 7-2 at NC State  
 5/15 W 5-0 at Duke  
 5/17 L 5-16 at Wake Forest  
 5/18 L 0-1 at McCrary  
 5/20 W 2-1 Duke  
 5/23 L 1-6 NC State

## 1951 (16-10)

**Coach: Walter Rabb**  
 3/17 W 11-8 at Rollins  
 3/19 W 9-8 Alabama-1  
 3/19 L 5-8 at Rollins  
 3/20 L 2-3 Alabama-1  
 3/22 L 4-5 Virginia  
 3/23 W 8-0 Boston University  
 3/24 W 11-8 Boston University  
 3/30 W 7-6 Michigan State  
 3/31 W 3-2 Yale  
 4/7 L 3-4 NC State  
 4/10 W 9-0 Wake Forest  
 4/12 W 10-5 Davidson  
 4/14 L 11-12 at NC State  
 4/16 L 7-8 at Davidson  
 4/18 W 3-2 NC State  
 4/21 L 7-8 at Duke  
 4/24 W 14-0 Duke  
 4/25 W 6-3 at Wake Forest  
 4/27 L 3-4 Clemson  
 4/28 W 5-4 Furman  
 4/30 W 3-2 Duke  
 5/5 W 13-3 at South Carolina  
 5/10 L 1-4 Wake Forest  
 5/12 W 10-2 at Duke  
 5/15 W 1-0 at Wake Forest  
 5/16 L 4-6 at NC State  
 1-Winter Park, Fla.

## 1952 (18-10)

**Coach: Walter Rabb**  
 3/17 L 4-8 at Rollins  
 3/18 W 6-5 at Rollins  
 3/18 W 8-0 Alabama-1  
 3/19 W 8-5 Alabama-1  
 3/22 W 5-0 Virginia

3/27 W 5-1 The Citadel  
 3/29 L 0-3 Michigan State  
 3/29 W 5-0 Yale  
 3/31 W 6-1 Yale  
 4/1 L 3-6 Michigan State  
 4/4 L 0-4 Wake Forest  
 4/5 W 6-2 Pennsylvania  
 4/8 W 3-2 at NC State  
 4/9 L 2-4 Duke  
 4/11 L 5-11 at NC State  
 4/15 W 4-3 Davidson  
 4/19 L 5-13 at Duke  
 4/22 W 3-0 NC State  
 4/25 W 4-3 at Clemson  
 4/29 L 2-4 at Wake Forest  
 5/1 L 2-10 at Duke  
 5/2 W 10-0 South Carolina  
 5/2 W 9-3 at Davidson  
 5/5 W 8-7 at McCrary  
 5/7 L 2-6 NC State  
 5/8 W 4-2 at Wake Forest  
 5/10 W 13-9 Duke  
 5/12 W 8-2 Wake Forest  
 1-Winter Park, Fla.

## 1953 (19-8)

**Coach: Walter Rabb**  
 3/19 L 1-2 Georgia Teachers-1  
 3/20 W 7-1 at Rollins  
 3/21 L 3-6 at Rollins  
 3/23 W 11-1 at Rollins  
 3/27 W 11-1 Michigan State-2  
 3/28 W 11-9 Michigan State-2  
 3/28 L 3-5 at Camp Lejeune  
 4/3 W 5-4 Clemson  
 4/4 W 7-1 Furman  
 4/7 L 5-10 NC State  
 4/10 W 8-1 at South Carolina  
 4/11 W 5-3 at The Citadel  
 4/13 W 18-5 at Davidson  
 4/15 L 0-2 at Wake Forest  
 4/18 W 8-5 at Virginia  
 4/21 W 5-2 Duke  
 4/23 W 11-0 Davidson  
 4/25 W 5-2 at Wake Forest  
 4/28 W 13-3 NC State  
 5/4 L 2-4 Duke  
 5/5 W 6-5 Wake Forest  
 5/9 W 3-1 at Duke  
 5/12 W 7-6 at NC State  
 5/14 W 13-2 Maryland-3  
 5/15 L 2-7 Duke-3  
 5/15 W 15-0 George Wash.-3  
 5/16 L 3-5 Duke-3  
 1-Winter Park, Fla.  
 2-Camp Lejeune, N.C.  
 3-Southern Conference Tour., Raleigh, N.C.

## 1954 (14-11, 7-8 ACC)

**Coach: Walter Rabb**  
 3/20 L 0-1 at Rollins  
 3/20 W 3-0 at Rollins  
 3/22 L 7-8 Ohio State-1  
 3/22 W 5-1 Amherst-1  
 3/24 W 2-0 Virginia  
 3/27 L 0-6 at Camp Lejeune  
 3/29 W 6-2 Michigan State  
 3/31 L 1-10 at NC State  
 4/3 L 1-4 Wake Forest  
 4/5 W 11-2 Brown  
 4/9 W 13-6 South Carolina  
 4/10 W 12-3 South Carolina  
 4/15 W 4-2 at Richmond  
 4/16 W 8-3 at Quantico Mar.  
 4/20 L 2-10 Maryland  
 4/24 L 2-6 at Wake Forest  
 4/27 W 7-2 NC State  
 4/30 L 3-4 at Clemson (10)  
 5/1 W 10-8 at Clemson  
 5/4 W 6-5 at Duke  
 5/5 L 2-4 Wake Forest  
 5/10 W 15-7 at Maryland  
 5/15 L 3-4 at Duke  
 5/18 L 5-17 at NC State  
 5/21 W 8-4 Duke  
 1-Winter Park, Fla.

## 1955 (12-12, 8-5 ACC)

**Coach: Walter Rabb**  
 3/25 W 4-3 Ohio State-1  
 3/25 L 0-2 at Rollins  
 3/29 L 5-7 NC State  
 4/1 W 10-5 Maryland  
 4/2 W 4-1 Michigan State  
 4/4 L 5-6 Colgate  
 4/5 L 0-2 Michigan  
 4/7 L 3-5 Rollins-2  
 4/8 L 1-3 Yale-2  
 4/9 W 6-1 Ohio-2  
 4/13 L 0-2 at Wake Forest  
 4/14 L 1-2 at Duke  
 4/16 L 3-6 NC State  
 4/19 L 8-9 at Wake Forest  
 4/22 W 13-2 South Carolina  
 4/23 L 3-4 Clemson  
 4/27 W 3-2 Wake Forest  
 4/29 W 7-2 at Virginia  
 4/30 L 2-3 at Maryland

5/4 W 6-5 Duke  
 5/6 W 12-8 at South Carolina  
 5/7 W 11-8 at Clemson  
 5/11 W 10-5 at NC State  
 5/14 W 20-2 Duke  
 1-Winter Park, Fla.  
 2-North Carolina Invite, Durham, N.C.

## 1956 (12-10-1, 9-4 ACC)

**Coach: Walter Rabb**  
 3/24 L 2-3 Delaware  
 3/28 L 2-3 at Georgia  
 3/29 L 2-3 at Florida State  
 3/30 T 3-3 Illinois-1  
 3/31 W 14-4 Notre Dame-1  
 3/31 L 11-12 Illinois-1  
 4/3 L 1-2 Michigan State-2  
 4/4 L 2-4 Michigan-3  
 4/5 W 9-5 Duke-3  
 4/6 W 12-8 Loyola  
 4/13 W 15-1 Virginia  
 4/14 W 7-0 Maryland  
 4/20 W 7-6 South Carolina  
 4/21 W 4-2 Clemson  
 4/23 L 4-7 at NC State  
 4/25 L 1-9 at Wake Forest  
 4/28 L 6-7 at Duke  
 4/30 W 18-9 at Clemson  
 5/1 W 2-1 at South Carolina  
 5/5 W 4-3 Wake Forest  
 5/8 W 8-3 at Maryland  
 5/11 W 8-4 NC State  
 5/14 L 5-9 Duke  
 1-Tallahassee, Fla.  
 2-Dixie Classic, Chapel Hill, N.C.  
 3-Dixie Classic, Durham, N.C.

## 1957 (15-10, 9-5 ACC)

**Coach: Walter Rabb**  
 3/20 W 12-7 at Florida  
 3/21 L 2-6 Ohio State-1  
 3/22 L 6-10 Ohio State-1  
 3/22 W 3-2 at Rollins (10)  
 3/23 W 3-1 at Rollins  
 3/27 L 8-11 Delaware  
 3/28 W 1-0 Maryland  
 3/29 W 8-4 Ithaca  
 3/30 W 3-2 Washington & Lee  
 4/2 W 6-1 South Carolina  
 4/3 L 6-12 at NC State  
 4/8 W 6-1 at Virginia  
 4/10 W 5-4 Virginia  
 4/13 L 4-9 Duke  
 4/17 W 2-1 Clemson  
 4/19 L 1-4 at Furman  
 4/20 W 6-1 at South Carolina  
 4/23 L 2-5 at McCrary (exhib.)  
 4/25 W 8-2 Wake Forest  
 4/29 L 3-4 at Clemson  
 5/1 W 6-5 at Duke  
 L 10-13 NC State  
 5/7 L 6-8 at Wake Forest  
 5/13 W 3-2 NC State  
 5/15 L 7-8 Maryland  
 5/16 W 7-6 NC State-2  
 1-Winter Park, Fla.  
 2-Slier City, N.C.

## 1958 (19-8-1, 11-4 ACC)

**Coach: Walter Rabb**  
 3/20 W 5-3 at Rollins-1  
 3/21 L 0-2 Georgia-1  
 3/21 W 5-4 at Rollins-1  
 3/22 L 2-7 Georgia  
 3/28 T 7-7 Virginia Tech (10)  
 3/29 W 2-1 Ithaca  
 3/31 W 9-4 Princeton-2  
 4/1 W 12-3 Connecticut-3  
 4/2 L 0-4 NC State-3  
 4/7 W 7-6 at Georgia  
 4/8 L 5-10 at Georgia  
 4/9 L 1-2 at Clemson  
 4/10 W 5-3 at South Carolina  
 4/12 W 10-5 Canisius  
 4/15 W 8-2 at Duke  
 4/17 W 5-3 NC State  
 4/19 W 12-3 at East Carolina  
 4/25 W 2-1 Clemson  
 4/26 W 2-0 South Carolina  
 4/29 W 7-0 at NC State  
 4/30 L 1-4 at Wake Forest  
 5/2 W 7-6 Maryland  
 5/3 W 7-1 Virginia  
 5/7 W 2-1 Duke  
 5/10 W 15-7 at Virginia  
 5/12 L 6-7 at Maryland  
 5/15 W 1-0 Wake Forest  
 5/19 L 1-4 Clemson-4  
 1-Rollins Tournament, Winter Park, Fla.  
 2-Dixie Classic, Chapel Hill, N.C.  
 3-Dixie Classic, Winston-Salem, N.C.  
 4-ACC Playoff, Gastonia, N.C.

## 1959 (17-7, 9-6 ACC)

**Coach: Walter Rabb**  
 3/24 W 2-1 Dartmouth  
 3/24 W 8-7 Connecticut  
 3/26 W 11-9 at Florida State-1  
 3/27 W 7-6 Florida-1



3/28 L 3-11 Illinois-1  
 4/1 W 4-3 Ithaca  
 4/3 W 4-2 East Carolina  
 4/6 W 6-4 at Clemson  
 4/7 L 3-8 at South Carolina  
 4/14 L 2-3 Duke  
 4/16 L 2-9 at Wake Forest  
 4/18 W 5-2 at NC State  
 4/24 L 1-2 Clemson  
 4/25 W 4-1 South Carolina  
 4/28 W 2-1 at Duke  
 5/1 W 2-1 at Maryland  
 5/2 W 15-3 at Virginia  
 5/5 W 3-2 NC State  
 5/7 W 3-1 Duke  
 5/8 W 5-2 Virginia  
 5/9 W 8-2 Maryland  
 5/12 L 1-3 Wake Forest  
 5/14 W 3-2 NC State  
 5/18 L 7-9 Clemson-2  
 1-FSU Tournament, Tallahassee, Fla.  
 2-ACC Playoff, Gastonia, N.C.

**1960 (22-7, 11-3 ACC)**  
**Coach:** Walter Rabb  
**ACC Champions**  
**NCAA College World Series**  
 3/21 L 0-19 at Florida  
 3/22 W 3-1 at Florida  
 3/23 W 6-4 at Florida  
 3/25 W 4-2 Dartmouth  
 3/26 L 8-13 Colby  
 4/1 W 9-4 Yale  
 4/5 W 5-2 Delaware  
 4/6 W 6-3 Delaware  
 4/7 W 10-5 Colgate  
 4/8 W 6-1 Colgate  
 4/9 L 3-4 at Wake Forest  
 4/14 L 4-5 Maryland  
 4/15 L 0-4 Clemson  
 4/16 W 6-5 South Carolina  
 4/25 W 13-0 Virginia  
 4/28 W 9-5 Duke  
 4/30 W 7-2 at NC State  
 5/2 W 10-3 at Maryland  
 5/3 W 11-8 Virginia  
 5/6 W 2-1 Wake Forest  
 5/9 W 6-3 at Clemson  
 5/10 W 3-2 at South Carolina  
 5/12 W 1-0 NC State  
 5/14 W 6-3 at Duke  
 6/3 W 2-1 Florida Southern-1  
 6/6 W 13-1 The Citadel-1  
 6/8 W 7-5 Florida-1  
 6/14 L 3-8 Minnesota-2  
 6/15 L 0-7 Oklahoma St.-2  
 1-NCAA District III, Gastonia, N.C.  
 2-College World Series, Omaha, Neb.

**1961 (15-7, 10-4 ACC)**  
**Coach:** Walter Rabb  
 3/23 W 9-4 Dartmouth  
 3/25 W 8-3 Kent State  
 3/27 L 2-6 Connecticut  
 3/28 W 5-2 Connecticut  
 3/30 W 8-7 at Ga. Southern  
 4/1 L 1-10 at Florida State  
 4/6 W 10-6 Colgate  
 4/8 W 4-3 NC State (10)  
 4/14 W 17-9 at Clemson  
 4/18 W 2-1 Wake Forest  
 4/21 W 9-4 at Duke  
 4/28 W 9-2 Clemson  
 4/29 W 11-1 South Carolina  
 5/2 L 4-10 Duke  
 5/4 L 7-8 at Maryland  
 5/5 W 16-3 at Maryland  
 5/9 W 4-2 at NC State  
 5/11 W 9-7 at South Carolina  
 5/13 L 4-7 Clemson-1  
 5/16 W 5-1 at Wake Forest  
 5/17 L 2-4 at Virginia  
 5/17 L 2-7 at Virginia  
 1-Belmont, N.C.

**1962 (8-14, 4-10 ACC)**  
**Coach:** Walter Rabb  
 3/21 W 13-9 at Florida  
 3/22 L 1-3 at Florida  
 3/24 W 2-1 at Ga. Southern (10)  
 3/28 L 6-9 Yale  
 3/30 L 3-4 Virginia Tech  
 4/3 L 8-13 Wake Forest  
 4/5 W 10-3 Delaware  
 4/14 L 5-12 at Wake Forest  
 4/17 W 1-0 NC State  
 4/20 W 3-1 Maryland  
 4/21 L 1-2 Virginia  
 4/23 L 2-9 Florida State  
 4/24 W 2-1 East Carolina (10)  
 4/27 W 11-5 Clemson  
 4/28 L 2-3 South Carolina  
 5/1 L 5-6 at Duke  
 5/4 L 1-6 at Maryland  
 5/5 L 5-11 at Virginia  
 5/8 W 8-7 Duke  
 5/11 L 4-11 at Clemson  
 5/12 L 9-10 at South Carolina  
 5/14 L 6-8 at NC State

**1963 (20-9, 9-5 ACC)**  
**Coach:** Walter Rabb  
 3/22 L 4-6 Southern Illinois  
 3/23 W 6-4 Southern Illinois  
 3/28 W 5-4 Yale  
 3/29 W 8-1 Colgate  
 3/30 W 1-0 Virginia Tech  
 4/4 W 11-7 Delaware  
 4/5 L 1-9 Duke  
 4/9 L 1-13 at Wake Forest  
 4/11 L 2-4 at Georgia Southern  
 4/12 W 6-3 at Georgia Tech  
 4/13 W 9-5 at Mercer  
 4/15 W 10-6 at Georgia  
 4/16 W 11-0 at Furman  
 4/19 W 8-3 at South Carolina  
 4/20 L 2-8 at Clemson  
 4/22 L 2-5 Florida State  
 4/23 W 3-1 at Duke  
 4/24 L 4-5 Georgia Southern  
 4/26 W 3-1 at Maryland  
 4/27 L 2-5 at Virginia  
 4/30 W 4-1 NC State  
 5/3 L 0-1 Maryland  
 5/4 W 12-4 Virginia  
 5/6 W 6-4 at NC State  
 5/7 W 11-8 Wake Forest  
 5/10 W 4-1 South Carolina  
 5/11 W 6-4 Clemson  
 5/14 W 8-3 at Virginia Tech  
 5/15 W 4-3 Wake Forest-1  
 1-Asheboro, N.C.

**1964 (24-7, 14-0 ACC)**  
**Coach:** Walter Rabb  
**ACC Champions**  
**NCAA Tournament Participants**  
 3/23 W 5-1 Connecticut  
 3/24 W 8-2 Connecticut  
 3/26 L 0-9 at Florida State  
 3/27 L 2-3 Mississippi State-1  
 L 3-17 at Florida State  
 4/2 W 9-0 Yale  
 4/3 W 5-4 St. Mary's  
 4/3 W 6-0 Virginia Tech  
 4/4 W 12-3 Cornell  
 4/9 L 3-4 Camp Lejeune  
 4/10 W 4-1 NC State  
 4/17 W 7-6 South Carolina  
 4/18 W 4-3 Clemson  
 4/21 W 6-2 at Duke (14)  
 4/23 L 5-11 at Wake Forest  
 4/24 W 7-0 at Maryland  
 4/25 W 1-0 at Virginia  
 4/28 W 14-5 at NC State  
 4/30 W 4-3 Wake Forest  
 5/1 W 4-3 Maryland  
 5/2 W 9-4 Virginia  
 5/5 W 3-0 at Wake Forest  
 5/8 W 2-1 at South Carolina  
 5/9 W 12-5 at Clemson  
 5/13 W 5-2 Duke  
 5/15 W 15-3 Davidson-2  
 5/16 W 9-6 at Virginia Tech  
 5/28 W 8-0 East Carolina-3  
 5/28 L 3-4 Mississippi-3  
 5/30 W 13-2 East Carolina-3  
 5/30 L 1-13 Mississippi-3  
 1-Tallahassee, Fla.  
 2-Gastonia, N.C.  
 3-NCAA District III, Gastonia, N.C.

**1965 (14-15, 6-8 ACC)**  
**Coach:** Walter Rabb  
 3/29 W 5-1 Colgate  
 3/30 W 18-3 Colgate  
 3/31 L 3-4 Yale  
 4/1 W 7-2 Virginia Tech  
 4/2 L 14-16 Virginia Tech  
 4/3 W 2-1 NC State  
 4/7 L 2-4 Camp Lejeune  
 4/9 L 5-6 at Clemson  
 4/10 L 3-4 at South Carolina  
 4/13 L 4-5 Duke  
 4/15 W 10-5 at Georgia Southern  
 4/16 L 0-3 at Georgia Tech  
 4/17 L 5-6 at Georgia Tech  
 4/19 W 8-2 at Georgia  
 4/20 W 8-0 at Furman  
 4/23 W 6-4 Maryland  
 4/24 W 12-1 Florida State  
 4/27 L 0-1 at NC State  
 4/28 W 11-2 Davidson  
 4/30 W 4-3 Clemson (13)  
 5/1 W 5-4 South Carolina  
 5/4 L 2-3 Wake Forest  
 5/8 L 2-5 at Virginia  
 5/10 L 3-4 at Maryland  
 5/11 W 5-3 at Duke  
 5/13 L 1-10 at Wake Forest  
 5/15 W 3-2 Virginia  
 5/17 L 9-10 Wake Forest-1  
 5/19 L 0-4 at Virginia Tech  
 1-Asheboro, N.C.

**1966 (21-13, 12-2 ACC)**  
**Coach:** Walter Rabb  
**ACC Champions**  
**NCAA College World Series**  
 3/18 L 3-5 at East Carolina  
 3/23 L 6-8 Springfield  
 3/25 W 3-2 Virginia Tech  
 3/26 L 2-4 Virginia Tech  
 3/29 W 15-6 Yale  
 3/30 W 4-3 Colby  
 3/31 W 6-5 Colby  
 4/2 W 8-2 at NC State  
 4/4 L 3-9 Connecticut  
 4/5 L 5-14 Connecticut  
 4/7 L 7-15 at Florida State  
 4/7 W 6-4 at Florida State  
 4/7 L 1-4 at Florida State  
 4/11 W 3-0 at Georgia Tech  
 4/15 W 6-1 Clemson  
 4/16 L 0-1 South Carolina  
 4/19 W 8-1 at Duke  
 4/22 W 8-3 Maryland  
 4/23 W 3-2 Virginia  
 4/26 W 11-4 NC State  
 4/29 W 1-0 at South Carolina  
 4/30 W 6-3 at Clemson (8)  
 5/3 W 4-0 Wake Forest  
 5/6 W 5-2 at Maryland  
 5/7 W 2-1 at Virginia  
 5/10 W 10-4 Duke  
 5/14 L 4-5 at Wake Forest  
 5/18 L 14-15 at Virginia Tech  
 6/2 W 7-1 East Carolina-1  
 6/3 W 5-4 Mississippi State-1  
 6/4 L 5-6 Florida State-1  
 6/4 W 6-4 Florida State-1  
 6/13 L 2-6 Southern Cal-2  
 6/14 L 1-5 Oklahoma State-2  
 1-NCAA District III, Gastonia, N.C.  
 2-College World Series, Omaha, Neb.

**1967 (19-8-1, 8-5 ACC)**  
**Coach:** Walter Rabb  
 3/20 W 1-0 Rhode Island  
 3/25 L 4-5 at Georgia Southern  
 3/27 W 4-2 at Florida  
 3/29 W 4-3 Wake Forest-1 (11)  
 3/30 W 12-8 Wake Forest-1  
 3/30 L 1-5 at Florida State  
 3/31 W 3-1 at Florida State  
 4/1 L 1-2 at Florida State  
 4/4 W 13-0 NC State  
 4/5 W 3-1 Delaware  
 4/5 W 7-1 Brown  
 4/7 L 1-6 at Clemson  
 4/8 L 4-5 at South Carolina  
 4/11 L 1-3 Duke  
 4/14 W 7-1 at Virginia  
 4/15 L 2-6 at Maryland  
 4/21 W 3-0 South Carolina  
 4/22 W 9-1 Georgia Southern  
 4/25 W 9-2 at Wake Forest  
 4/27 W 11-0 East Carolina  
 4/29 W 3-1 at Duke  
 5/2 W 1-0 at NC State  
 5/5 W 2-1 Virginia  
 5/6 W 9-1 Maryland  
 5/8 L 0-2 Clemson  
 5/13 W 4-0 at Virginia Tech  
 5/13 W 3-2 at Virginia Tech  
 5/15 T 4-4 Wake Forest-2  
 1-Tallahassee, Fla.  
 2-Asheboro, N.C.

**1968 (21-12, 12-6 ACC)**  
**Coach:** Walter Rabb  
 3/18 L 1-2 Adelphi  
 3/21 W 7-6 Kent State  
 3/27 W 4-0 Cornell  
 3/29 W 11-0 Yale  
 3/30 W 7-6 Yale  
 4/2 W 7-3 Maine  
 4/6 L 1-4 Virginia  
 4/6 W 3-2 Virginia  
 4/13 W 2-1 at Clemson (7)  
 4/13 L 0-4 at Clemson (7)  
 4/14 W 4-3 Eastern Kentucky  
 4/15 L 2-13 at Georgia Southern  
 4/16 L 7-9 at Florida  
 4/17 W 8-7 at Florida  
 4/18 L 3-4 at Mercer  
 4/19 L 3-4 at Georgia Tech  
 4/20 W 10-3 at Georgia Tech  
 4/23 W 3-2 at Wake Forest  
 4/25 W 5-2 Virginia Tech  
 4/27 W 6-4 at Duke  
 4/30 W 7-5 at NC State  
 4/30 L 6-7 at NC State  
 5/2 L 1-2 Clemson (10)  
 5/3 L 3-5 South Carolina  
 5/3 L 2-5 South Carolina  
 5/7 W 2-1 Wake Forest  
 5/7 W 6-1 Wake Forest  
 5/10 W 6-0 at Virginia  
 5/11 W 1-0 at Maryland  
 5/11 W 2-1 at Maryland  
 5/13 L 0-5 at Virginia Tech  
 5/15 W 6-2 Duke

5/15 W 2-0 Duke  
**1969 (23-11, 14-4 ACC)**  
**Coach:** Walter Rabb  
**ACC Champions**  
**NCAA Tournament Participants**  
 3/21 W 2-1 at East Carolina  
 3/22 W 13-1 George Washington  
 3/26 W 8-5 Yale  
 3/27 L 2-4 Yale  
 3/29 L 0-5 Virginia Tech  
 3/31 W 3-2 Maine  
 4/1 W 7-5 Cornell  
 4/2 W 9-4 Towson State  
 4/4 L 6-10 at Furman  
 4/5 W 10-5 at Clemson  
 4/7 L 5-6 at Georgia  
 4/8 W 10-6 at Georgia Tech  
 4/12 L 3-4 Wake Forest  
 4/15 L 3-6 NC State  
 4/19 W 5-1 South Carolina  
 4/22 W 5-1 Duke  
 4/24 L 1-7 at Virginia Tech  
 4/25 W 3-1 at Virginia  
 4/25 W 3-1 at Virginia  
 4/26 W 7-5 at Maryland  
 4/29 W 9-1 at Wake Forest  
 4/29 L 3-4 at Wake Forest  
 5/2 W 6-4 at South Carolina  
 5/2 W 10-0 at South Carolina  
 5/6 W 7-1 at NC State  
 5/10 W 5-0 Virginia  
 5/13 W 5-2 Clemson (7)  
 5/13 L 4-7 Clemson (7)  
 5/17 W 5-0 at Duke  
 5/17 W 7-4 at Duke  
 5/29 W 3-0 Furman-1  
 5/30 L 5-6 Mississippi-1  
 5/31 W 5-1 Virginia Tech-1  
 5/31 L 2-5 Mississippi-1  
 1-NCAA District III, Gastonia, N.C.

**1970 (12-20, 7-13 ACC)**  
**Coach:** Walter Rabb  
 3/23 L 6-9 Virginia Tech  
 3/24 W 6-2 Virginia Tech  
 3/24 L 0-6 George Wash.  
 3/27 L 2-3 Western Michigan-1  
 3/29 W 7-5 at Florida State  
 3/30 L 6-15 at Florida State  
 3/31 L 4-5 at Florida State  
 4/1 L 2-3 at Florida State  
 4/3 L 0-2 NC State  
 4/4 W 1-0 Columbia  
 4/4 W 7-0 Wayne State  
 4/10 W 7-2 at South Carolina  
 4/11 L 4-6 at Clemson (7)  
 4/11 L 0-5 at Clemson (7)  
 4/14 W 2-1 at Duke  
 4/18 L 7-8 Wake Forest  
 4/18 L 0-3 Wake Forest  
 4/21 W 2-1 Georgia Southern  
 4/24 L 3-4 Maryland  
 4/25 W 4-0 Virginia  
 4/25 L 1-6 Virginia  
 4/29 W 2-0 at Maryland  
 4/29 L 0-5 at Maryland  
 5/2 L 5-6 South Carolina  
 5/3 L 1-2 South Carolina  
 5/5 L 0-5 at NC State  
 5/5 L 1-5 at NC State  
 5/7 L 0-1 at Virginia Tech  
 5/9 W 5-4 Duke  
 5/9 W 3-2 Duke  
 5/11 W 5-3 Clemson  
 5/12 L 1-4 at Wake Forest  
 1-Jacksonville, Fla.

**1971 (13-19, 7-7 ACC)**  
**Coach:** Walter Rabb  
 3/17 W 7-4 at NC State  
 3/20 L 0-7 at Duke  
 3/22 W 6-5 Springfield  
 3/23 W 9-0 Kent State  
 3/24 W 11-9 Yale  
 3/26 L 2-6 at South Carolina  
 3/28 L 2-3 at Georgia Tech  
 3/29 L 4-5 at Florida  
 3/30 L 8-11 at Florida  
 3/31 L 4-11 at Florida Southern  
 4/2 L 7-11 at Jacksonville  
 4/3 W 4-3 at Jacksonville  
 4/8 L 3-4 at Davidson  
 4/10 W 2-1 Clemson-1  
 4/10 W 3-1 Clemson-1  
 4/13 W 2-1 at Duke  
 4/14 L 7-11 at NC State  
 4/16 W 5-2 at Wake Forest  
 4/17 L 6-7 at Virginia Tech  
 4/21 W 6-2 NC State  
 4/24 W 12-5 Virginia  
 4/25 L 8-9 Maryland  
 4/27 L 4-5 at Virginia  
 4/28 L 4-5 at Maryland  
 5/1 L 5-12 South Carolina  
 5/2 L 6-10 at East Carolina  
 5/4 L 3-7 Davidson  
 5/7 L 3-7 Duke

5/8 L 6-11 Virginia Tech  
 5/10 W 7-5 East Carolina  
 5/12 W 10-1 Wake Forest  
 1-Durham, N.C.  
**1972 (23-9, 10-5 ACC)**  
**Coach:** Walter Rabb  
 3/11 W 6-4 South Florida-1  
 3/12 W 4-0 South Florida-1  
 3/13 L 0-6 at St. Leo's  
 3/14 W 2-1 at Rollins  
 3/15 W 4-0 at Fla. Presbyterian  
 3/17 W 11-9 at Florida  
 3/18 W 7-1 at Florida  
 3/18 W 6-3 Ohio State-2  
 3/19 W 7-2 at Georgia Tech  
 3/21 W 3-2 High Point  
 3/22 W 14-5 Yale  
 3/23 W 17-4 Yale  
 3/27 W 3-0 at Wake Forest  
 3/29 L 3-12 at Duke  
 4/1 L 0-8 Clemson (7)  
 4/1 W 3-1 Clemson (7)  
 4/3 L 3-5 East Carolina  
 4/5 W 1-0 at Virginia Tech  
 4/6 W 7-3 Columbia  
 4/8 L 0-5 Maryland  
 4/8 W 7-6 Maryland  
 4/9 W 8-1 Virginia  
 4/12 W 3-2 at NC State  
 4/12 W 2-0 at NC State  
 4/14 L 1-2 Virginia Tech  
 4/16 L 4-5 at Clemson (12)  
 4/18 L 4-8 Wake Forest  
 4/18 W 13-0 Wake Forest  
 4/20 L 3-5 Davidson  
 4/27 W 8-1 Duke  
 4/27 W 6-2 Duke  
 4/29 W 2-1 NC State (13)  
 1-Tampa, Fla.  
 2-Gastonia, Fla.

**1973 (11-15, 5-7 ACC)**  
**Coach:** Walter Rabb  
 3/10 L 3-4 at Jacksonville  
 3/11 W 5-1 at Jacksonville  
 3/12 W 5-4 at Rollins  
 3/13 W 4-1 at Rollins  
 3/14 L 1-4 Pennsylvania-1  
 3/15 L 1-2 at Florida Southern  
 3/16 L 3-6 at Florida  
 3/17 L 7-8 at Florida  
 3/20 L 1-5 Western Carolina (12)  
 3/21 W 12-2 Wake Forest  
 3/24 W 6-5 at Virginia  
 3/25 L 2-3 at Maryland  
 3/27 W 3-1 Eastern Michigan  
 3/28 W 5-0 Virginia Tech  
 3/29 W 8-5 at High Point  
 4/3 L 0-3 at Clemson (8)  
 4/4 L 2-6 at Davidson  
 4/5 W 4-3 Duke  
 4/7 W 6-2 Virginia  
 4/8 W 3-0 Maryland  
 4/10 L 1-2 at Duke  
 4/12 L 2-8 at Wake Forest (11)  
 4/14 L 1-3 Clemson  
 4/15 L 2-3 at NC State  
 4/15 L 1-2 at NC State  
 4/16 L 6-10 Wake Forest-2  
 1-Lakeland, Fla.  
 2-ACC Tournament, Chapel Hill

**1974 (22-8-1, 9-3 ACC)**  
**Coach:** Walter Rabb  
 3/8 W 2-1 at Stetson (10)  
 3/9 L 0-6 at Stetson  
 3/10 W 10-8 at Rollins  
 3/11 W 3-2 at Rollins  
 3/12 W 7-5 at Florida Southern  
 3/13 W 9-7 at South Florida  
 3/14 T 4-4 at South Florida (15)  
 3/15 L 0-9 at Florida  
 3/16 W 8-4 at Florida  
 3/18 W 21-1 Virginia Tech  
 3/19 L 0-9 Virginia Tech  
 3/22 W 7-3 Pembroke State  
 3/23 W 4-1 Appalachian State  
 3/24 W 4-2 Western Carolina  
 3/27 W 5-3 High Point  
 3/28 W 8-0 at Duke  
 3/30 L 1-18 at Clemson  
 4/3 W 8-6 at NC State  
 4/7 W 5-2 at Maryland  
 4/10 W 7-0 at Virginia Tech  
 4/12 L 2-3 Clemson  
 4/14 W 7-1 Duke  
 4/16 W 3-0 at Wake Forest (7)  
 4/16 W 2-0 at Wake Forest (7)  
 4/18 L 2-6 NC State (10)  
 4/20 W 6-5 Maryland (14)  
 4/21 W 5-0 Virginia  
 4/21 W 6-5 Virginia  
 4/25 W 5-4 Wake Forest-1  
 4/26 L 2-4 NC State-1  
 4/27 L 4-6 Clemson-1  
 1-ACC Tournament, Raleigh, N.C.



# ALL-TIME RESULTS



## 1975 (17-19, 4-7 ACC)

**Coach:** Walter Rabb

3/7	W	5-1	at The Citadel
3/8	L	2-6	at Rollins
3/9	L	5-6	Temple-1
3/9	W	16-15	at Rollins (10)
3/10	L	2-5	at Stetson
3/10	W	7-3	at Stetson
3/12	W	4-1	at Florida Southern
3/13	L	6-7	American-2 (10)
3/13	L	2-10	at South Florida
3/14	W	8-4	at Florida
3/15	W	7-5	at Florida
3/21	W	3-0	at Pembroke State
3/23	W	4-0	Western Carolina
3/23	W	5-4	Massachusetts
3/26	W	5-2	Massachusetts
3/27	L	4-5	at Duke
3/31	L	5-6	High Point
4/1	L	4-6	St. John's
4/2	L	2-3	NC State (11)
4/3	L	3-6	South Carolina
4/4	W	11-1	Towson State
4/5	W	5-1	Virginia
4/6	L	2-5	Maryland
4/7	L	3-4	at Virginia Tech
4/8	W	8-6	at Wake Forest
4/11	L	2-6	at Clemson (7)
4/11	L	2-5	at Clemson (7)
4/12	L	2-5	at South Carolina
4/13	W	5-1	Duke
4/15	W	5-0	Wake Forest
4/17	L	1-2	at NC State
4/20	L	2-3	at Virginia
4/24	W	5-2	Virginia-3
4/25	W	7-2	Clemson-3
4/26	L	2-7	NC State-3
4/26	L	6-7	Clemson-3

1-Winter Park, Fla.  
2-Tampa, Fla.  
3-ACC Tournament, Chapel Hill, N.C.

## 1976 (19-17, 8-4 ACC)

**Coach:** Walter Rabb

3/5	L	2-3	at Rollins
3/6	L	2-9	at Rollins
3/7	L	0-5	at Florida Southern
3/8	L	2-10	at Miami
3/9	L	1-2	at Miami (10)
3/9	L	1-2	at Miami
3/10	W	6-4	at Miami
3/11	W	3-2	at South Florida
3/12	L	2-5	at South Florida
3/17	W	4-1	Western Carolina
3/18	W	3-1	Old Dominion
3/19	W	12-1	Pembroke
3/20	L	1-9	at High Point
3/21	W	3-0	UNC Wilmington
3/21	W	6-5	UNC Wilmington
3/22	L	2-3	at East Carolina
3/24	W	6-4	at NC State
3/26	W	5-1	South Carolina
3/27	L	4-8	South Carolina
3/28	W	6-4	Eastern Conn.
3/29	W	12-1	Duke
3/30	L	7-17	Virginia Tech
4/1	W	5-2	Methodist
4/1	W	5-1	Methodist
4/3	W	19-0	at Virginia
4/6	W	8-7	Wake Forest
4/7	L	1-8	NC State
4/8	L	0-3	at South Carolina
4/9	W	3-2	Clemson (10)
4/11	L	2-3	Clemson (12)
4/13	W	4-0	at Duke
4/15	L	1-4	at Wake Forest
4/17	L	3-4	Maryland (14)
4/17	W	7-6	Maryland
4/18	W	4-3	Virginia
4/23	L	6-8	Virginia-1

1-ACC Tournament, Clemson, S.C.

## 1977 (18-17, 6-6 ACC)

**Coach:** Walter Rabb

3/5	L	5-7	at Stetson
3/6	L	2-5	at Rollins
3/8	L	2-3	at Florida Southern
3/9	W	5-4	at Florida Southern
3/10	W	3-2	at South Florida
3/11	W	3-2	at South Florida (10)
3/12	L	2-4	at Jacksonville
3/13	L	7-8	at Georgia Southern
3/15	W	13-0	Atlantic Christian
3/16	W	3-1	Western Carolina
3/16	L	2-3	Western Carolina
3/17	W	11-1	Old Dominion
3/18	W	3-0	High Point
3/19	L	5-6	Campbell
3/21	L	3-5	East Carolina
3/23	W	5-4	at Methodist
3/24	W	2-1	NC State
3/25	W	3-2	at South Carolina
3/26	W	9-6	at South Carolina
3/28	W	4-1	at Duke
3/29	L	2-4	Madison
3/29	W	12-3	Elon College
4/1	W	6-1	UNC Wilmington
4/3	W	3-2	Maryland

4/6	W	2-1	at NC State
4/7	L	0-3	South Carolina
4/8	L	3-8	at Wake Forest
4/9	L	0-14	at Clemson
4/10	L	3-9	at Clemson
4/12	W	13-2	Duke
4/14	L	4-6	Wake Forest
4/15	L	3-8	at Virginia
4/15	W	7-4	at Virginia
4/16	L	10-11	at Maryland (12)
4/21	L	5-6	NC State-1

1-ACC Tournament, Clemson, S.C.

## 1978 (38-17, 9-3 ACC)

**Coach:** Mike Roberts

**NCAA College World Series**

2/24	W	8-2	at Francis Marion
2/25	W	4-3	at Francis Marion
3/3	W	3-2	Pan American-1
3/3	W	5-0	Pan American-1
3/5	L	0-3	Pan American-1
3/5	W	7-6	Pan American-1
3/6	L	5-6	Northern Iowa-1
3/7	W	3-1	Pan American-1
3/8	L	5-7	Louisiana Tech-1
3/8	W	7-3	Pan American-1
3/9	W	12-0	Northern Iowa-1
3/10	W	6-3	Northern Iowa-1
3/11	W	3-2	Oklahoma State-1 (12)
3/11	L	3-4	Pan American-1
3/13	L	4-6	Campbell
3/15	W	5-3	Appalachian State
3/15	W	4-3	Liberty Baptist
3/16	W	7-0	Milligan College (5)
3/17	W	7-2	William & Mary
3/18	W	2-0	Duke
3/19	W	4-3	at South Carolina
3/20	W	5-1	Madison
3/21	L	3-5	at Richmond
3/22	W	6-3	Old Dominion
3/23	W	19-3	at Duke
3/24	W	6-1	Clemson
3/27	W	4-2	East Carolina
3/28	L	5-13	St. John's
3/29	W	16-5	LeMoyne College
3/30	L	7-9	LeMoyne College
3/30	W	8-1	Towson State
4/1	W	5-3	at Maryland (10)
4/2	W	12-11	at Virginia
4/4	L	4-11	at NC State
4/5	L	3-12	at East Carolina
4/7	W	6-0	at Wake Forest
4/8	L	4-8	Virginia
4/9	L	3-5	Maryland
4/10	W	8-2	at Liberty Baptist
4/11	W	6-5	Virginia Tech
4/12	W	2-0	Wake Forest
4/14	L	3-11	South Carolina
4/15	W	4-0	South Carolina
4/16	W	6-5	NC State
4/17	W	10-9	Clemson (12)
4/20	L	2-3	Duke-2
4/28	W	5-1	at East Tenn. State
5/20	W	15-1	East Tenn. State-3
5/21	W	3-2	at Auburn-3
5/22	L	6-8	Memphis State-3
5/23	W	11-9	Memphis State-3
6/3	L	0-11	Oral Roberts-4
6/4	W	9-5	St. John's-4
6/5	W	7-6	Michigan-4
6/7	L	2-3	So. California-4

1-Palm Valley Tournament, Edinburg, Texas  
2-ACC Tournament, Chapel Hill, N.C.  
3-NCAA South Regional, Auburn, Ala.  
4-College World Series, Omaha, Neb.

## 1979 (33-16-1, ACC 7-5)

**Coach:** Mike Roberts

2/27	W	9-6	Elon (13)
2/28	W	4-0	Guilford
3/1	W	8-5	Atlantic Christian
3/2	W	9-1	at The Citadel
3/3	W	7-2	at The Citadel
3/4	W	9-6	at Francis Marion
3/8	L	2-5	at Hawaii
3/8	L	0-5	at Hawaii
3/9	L	1-5	at Hawaii
3/10	L	1-9	at Hawaii
3/10	L	4-16	at Hawaii
3/12	L	1-9	at Hawaii
3/15	L	8-17	Connecticut
3/16	W	9-3	Connecticut
3/17	W	8-1	at Duke
3/18	L	6-7	NC State (12)
3/19	W	4-0	Methodist
3/20	W	7-6	Ohio (12)
3/21	W	9-5	Appalachian State
3/22	W	9-8	Ohio (10)
3/24	W	7-3	East Tenn. State
3/25	W	5-0	East Tenn. State
3/27	L	5-6	at Clemson
3/28	L	4-7	at Clemson
3/30	W	12-3	at Campbell
3/31	W	6-3	UNC Wilmington
4/1	L	0-10	at South Carolina
4/2	W	9-8	East Carolina
4/4	W	4-2	Duke
4/6	L	0-3	Elon
4/7	W	4-2	Virginia

4/8	W	9-2	Maryland
4/9	L	6-7	at East Carolina (15)
4/10	W	8-6	Campbell
4/11	L	7-10	at Wake Forest
4/12	W	9-2	at UNC Wilmington
4/13	W	13-7	Pfeiffer
4/14	W	9-7	at NC State (11)
4/16	W	7-6	St. John's (12)
4/16	L	6-7	St. John's
4/17	W	9-6	St. John's
4/18	W	8-3	Lenoir-Rhyne
4/19	W	10-4	Liberty Baptist
4/21	W	15-4	at Maryland
4/22	L	2-3	at Virginia (11)
4/24	W	6-2	Wake Forest
4/25	W	8-1	UNC Charlotte
4/26	W	10-0	Davidson
4/27	W	4-0	South Carolina
4/28	T	6-6	High Point

## 1980 (39-17, 11-1 ACC)

**Coach:** Mike Roberts

2/23	W	4-3	at The Citadel
2/24	W	4-1	at The Citadel
2/27	W	10-9	at High Point
2/28	W	4-3	Elon
2/29	L	6-8	at Georgia Southern
3/1	L	5-6	at Jacksonville (5)
3/3	W	4-0	at Stetson
3/4	L	1-6	at Stetson
3/5	L	3-6	at South Florida
3/6	L	5-8	at South Florida
3/6	L	4-15	at Florida Southern
3/7	W	8-2	at Baptist College
3/10	W	12-1	Western Carolina
3/11	W	5-1	Western Carolina
3/14	L	3-5	Connecticut (7)
3/14	W	5-2	Connecticut (7)
3/15	W	4-1	Duke
3/16	W	7-4	at NC State
3/17	L	2-7	South Carolina
3/18	W	12-5	Massachusetts
3/19	W	4-1	Eastern Connecticut
3/20	L	8-13	at Campbell
3/22	W	11-6	at Virginia
3/23	L	13-14	at Maryland
3/24	W	11-8	Ohio
3/26	W	9-2	Wake Forest
3/27	W	9-3	High Point
3/27	W	12-7	Pfeiffer
3/28	W	6-2	Howard (5)
3/29	W	5-4	Georgia Tech
3/31	W	6-5	Fairfield
3/31	W	5-0	Towson State
4/1	W	10-9	Fairfield (13)
4/2	W	5-3	NC State
4/3	L	3-10	at East Carolina
4/5	W	14-3	at Clemson
4/6	W	20-6	at Georgia Tech
4/7	L	5-8	at South Carolina
4/9	W	9-3	at Duke
4/10	W	12-8	East Carolina
4/12	L	4-3	Clemson
4/14	W	15-0	UNC Charlotte
4/15	W	10-3	UNC Wilmington
4/16	W	8-4	at Wake Forest
4/17	W	20-1	Campbell
4/18	L	10-11	at Eastern Connecticut
4/19	W	9-2	at Eastern Connecticut
4/20	W	8-7	Connecticut (11)
4/22	W	13-6	Duke-1
4/24	L	1-3	NC State-2
4/25	W	7-2	Maryland-2
4/25	W	8-4	NC State-2
4/26	L	3-12	Clemson-2
5/9	L	3-8	at East Tenn. State
5/10	L	5-6	at East Tenn. State (12)
5/11	W	11-5	at East Tenn. State

1-ACC Tournament First Round, Chapel Hill, N.C.  
2-ACC Tournament, Raleigh, N.C.

## 1981 (38-15, 6-7 ACC)

**Coach:** Mike Roberts

2/20	W	31-15	at Jacksonville
2/21	L	2-3	at Jacksonville (7)
2/21	W	5-3	at Jacksonville (7)
2/27	W	7-6	at Francis Marion
2/28	W	2-1	at The Citadel
3/1	W	14-11	at The Citadel
3/2	L	6-7	at Baptist College
3/5	W	21-1	High Point (8)
3/7	W	8-6	at South Carolina
3/8	L	4-11	at South Carolina
3/9	L	1-8	at Florida Southern
3/10	W	6-3	Eastern Kentucky
3/10	W	7-6	at Stetson
3/11	W	13-5	Purdue
3/14	W	10-7	at Ga. Southern
3/15	L	9-17	at Ga. Southern
3/17	W	7-3	Connecticut
3/18	W	8-7	N.C. Wesleyan (11)
3/19	L	6-7	at Duke
3/20	W	9-4	Connecticut
3/21	W	10-7	Clemson
3/24	W	8-4	Fairfield
3/25	W	17-5	Fairfield
3/25	W	14-4	Princeton
3/27	W	10-5	Georgia Tech

3/28	L	8-9	Virginia (11)
3/29	W	8-1	Maryland
3/31	W	11-6	at UNC Wilmington
4/1	L	2-4	at NC State
4/2	W	5-1	at Campbell
4/4	L	6-16	at Maryland
4/5	W	4-3	at East Carolina
4/7	W	3-2	Liberty Baptist
4/9	L	6-8	Duke
4/10	W	6-4	at UNC Charlotte
4/11	W	5-3	at Georgia Tech
4/12	L	2-6	at Clemson
4/14	W	4-3	Wake Forest
4/16	W	10-7	at Wake Forest
4/17	W	4-1	Campbell
4/18	L	6-10	NC State
4/22	W	9-2	Maryland-1
4/23	W	7-1	NC State-1
4/24	W	8-5	Duke-1
4/25	L	4-7	Clemson-1
4/26	L	5-7	Clemson-1
4/28	W	4-3	South Carolina
4/29	L	1-10	South Carolina
4/30	W		

3-NCAA South II Reg., Starkville, Miss.

### 1985 (40-17-1, ACC 9-4-1)

**Coach:** Mike Roberts

2/14	L	2-5	at Seton
2/15	W	3-1	at Seton
2/16	L	1-4	at Central Florida
2/17	W	10-9	at Central Florida (10)
2/21	W	12-6	at Baptist College
2/22	W	7-0	at Baptist College
2/23	W	10-1	at The Citadel
2/24	L	3-5	at The Citadel
2/27	W	10-2	Campbell
3/4	L	8-13	at Arizona
3/5	L	4-13	at Arizona
3/6	W	10-7	at Arizona
3/8	L	0-5	at New Orleans
3/9	L	5-7	at New Orleans
3/10	L	1-4	at New Orleans
3/13	W	8-0	Connecticut
3/14	W	6-5	Connecticut
3/15	L	6-7	Eastern Kentucky
3/16	L	6-7	at Virginia
3/17	W	6-1	at Maryland
3/18	W	18-2	Vermont (7)
3/18	W	15-5	Vermont (7)
3/19	T	2-2	at Duke (10)
3/20	W	7-5	at Wake Forest
3/21	W	19-5	at East Carolina
3/23	W	12-1	Maryland
3/24	W	6-5	Virginia
3/25	W	3-1	UNC Wilmington
3/26	W	10-3	Appalachian State
3/27	L	4-6	at NC State
3/28	W	16-13	at Davidson
3/29	W	17-2	Ohio
3/30	W	6-3	Ohio
3/31	W	3-1	SUNY Buffalo (7)
3/31	W	2-0	SUNY Buffalo (7)
4/1	W	11-0	Duke
4/2	W	16-4	VCU
4/3	W	3-2	Wake Forest
4/4	W	13-2	East Carolina
4/5	L	2-3	at Clemson
4/6	W	5-3	at Georgia Tech
4/8	W	9-1	at UNCW (7)
4/8	W	15-7	at UNCW (7)
4/9	W	17-8	at Campbell
4/10	L	1-4	NC State
4/11	W	11-2	UNC Charlotte
4/12	W	9-1	UNC Wilmington
4/13	W	10-3	Clemson
4/14	W	4-3	Georgia Tech
4/17	W	15-2	Duke-1
4/18	L	2-3	Clemson-1
4/19	L	3-10	Virginia-1
5/3	W	11-0	Western Carolina
5/4	W	9-0	Western Carolina
5/5	W	7-4	Western Carolina
5/17	L	7-13	at Florida State
5/18	L	5-9	at Florida State
5/19	W	9-8	at Florida State

1-ACC Tournament, Atlanta, Ga.

### 1986 (33-22, 7-7 ACC)

**Coach:** Mike Roberts

2/20	W	3-1	at Baptist College
2/21	L	3-4	at Baptist College
2/22	W	8-4	at The Citadel
2/23	L	7-8	at The Citadel
2/26	L	6-7	at UNC Wilmington
2/28	W	6-0	Rutgers
3/1	W	6-5	Rutgers
3/2	W	12-0	Rutgers
3/7	W	12-2	George Washington
3/10	W	9-7	South Carolina-1
3/11	L	8-17	Michigan-1
3/12	L	9-11	Rollins-1
3/13	L	5-10	South Carolina-1
3/14	L	3-6	Michigan-1
3/17	W	27-6	Vermont
3/18	W	10-0	at Duke
3/21	W	6-4	at Virginia
3/22	L	4-9	Rider
3/23	W	3-2	Rider
3/26	L	6-8	at Wake Forest
3/27	W	27-0	St. Bonaventure
3/28	W	15-3	St. Bonaventure
3/29	W	15-14	Virginia
3/31	W	15-1	SUNY Buffalo
4/1	L	0-10	at NC State
4/2	W	12-5	Davidson
4/3	L	6-8	UNC Charlotte
4/4	L	4-9	at Oral Roberts
4/5	W	3-1	at Oral Roberts
4/8	W	11-8	at UNC Charlotte
4/9	W	7-4	Wake Forest
4/10	L	6-9	at East Carolina
4/12	W	8-6	Georgia Tech
4/13	W	9-8	Clemson
4/16	W	7-5	Duke
4/17	W	6-5	East Carolina (10)
4/19	L	2-6	at Clemson
4/20	L	3-12	at Georgia Tech
4/22	W	18-6	UNC Wilmington
4/23	L	4-7	NC State
4/24	L	5-19	at Campbell
4/25	W	13-12	New Orleans (11)
4/26	L	5-11	New Orleans

4/27	W	9-1	New Orleans
5/7	W	8-7	Campbell (11)
5/8	W	13-1	Florida International
5/9	W	12-1	Florida International
5/10	W	10-7	VCU
5/10	W	4-2	Florida International
5/11	L	5-12	at Maryland (7)
5/11	L	5-6	at Maryland (7)
5/14	W	5-4	Virginia-2 (10)
5/15	L	6-7	NC State-2 (11)
5/16	W	9-7	Virginia-2
5/17	L	7-9	Georgia Tech-2

1-Rollins Baseball Week, Winter Park, Fla.  
2-ACC Tournament, Durham, N.C.

### 1987 (31-22, 13-7 ACC)

**Coach:** Mike Roberts

2/14	W	6-2	at The Citadel (10)
2/15	L	3-5	at The Citadel
2/25	L	3-6	at UNC Charlotte
3/3	W	13-1	UNC Charlotte
3/5	L	5-6	at Coastal Carolina
3/6	W	13-1	Rutgers
3/7	W	8-2	Rutgers
3/8	W	10-9	Rutgers (8)
3/13	L	3-4	Maine-1
3/14	L	6-7	Washington State-1
3/15	L	8-9	Oklahoma State-1
3/17	W	18-1	SUNY Buffalo
3/18	W	11-0	SUNY Buffalo
3/19	W	21-2	Connecticut
3/20	W	18-7	Rider
3/21	W	12-3	Rider
3/22	W	11-9	Rider
3/23	W	18-2	at Campbell
3/24	W	10-3	at Wake Forest
3/26	W	5-3	Duke
3/29	W	5-4	NC State
3/31	W	16-3	Wake Forest
4/2	L	14-16	at Davidson
4/4	L	1-3	at Georgia Tech (7)
4/4	L	4-16	at Georgia Tech (7)
4/5	L	5-11	at Clemson
4/7	L	5-18	at NC State
4/8	W	16-6	UNC Wilmington
4/9	W	8-5	at Duke
4/11	W	9-6	Maryland (7)
4/11	W	9-0	Maryland (7)
4/12	W	10-6	Virginia
4/14	W	17-1	at Duke
4/19	W	4-1	at Virginia (7)
4/19	W	9-1	at Virginia (7)
4/21	L	4-5	Wake Forest
4/22	L	2-10	East Carolina
4/23	L	5-7	at UNC Wilmington
4/24	L	5-7	Georgia Tech
4/25	W	4-3	Clemson
4/26	L	8-14	Clemson
5/6	W	6-3	Richmond
5/6	L	6-7	Central Florida
5/7	W	5-0	Central Florida
5/7	W	10-2	NC State
5/8	W	4-3	Miami
5/9	L	4-9	Miami
5/10	L	2-10	Miami
5/11	L	5-8	Campbell
5/14	W	13-9	Maryland-2
5/14	L	4-9	Clemson-2
5/15	W	11-10	Duke-2 (12)
5/16	L	13-14	NC State-2

1-Dixie Classic, Shreveport, La.  
2-ACC Tournament, Greenville, S.C.

### 1988 (34-27, 10-11 ACC)

**Coach:** Mike Roberts

2/21	W	15-2	at The Citadel
2/22	W	2-1	at The Citadel
2/26	L	6-9	at New Orleans
2/27	L	5-17	at New Orleans
2/28	L	3-10	at New Orleans
3/4	L	6-7	Seton Hall
3/5	W	10-4	Seton Hall
3/6	W	7-4	Seton Hall
3/8	L	4-5	Pace
3/11	L	1-5	Rutgers
3/11	L	4-5	Western Michigan
3/12	W	7-5	Rutgers
3/13	L	3-8	Rutgers
3/15	W	10-6	Coastal Carolina
3/16	W	3-2	South Carolina
3/17	W	11-5	South Carolina
3/18	W	9-7	Rider
3/19	W	9-8	Rider (12)
3/20	W	3-2	Rider
3/21	W	16-0	Liberty
3/23	W	5-3	Towson State
3/24	W	12-10	at Wake Forest
3/26	W	3-1	Duke
3/27	W	7-5	at NC State
3/29	L	6-7	at Wake Forest
3/30	W	21-9	at Duke
4/1	L	2-5	at Clemson
4/2	L	2-8	at Clemson
4/3	L	2-6	at Georgia Tech
4/5	L	8-10	NC State
4/6	W	8-2	Wake Forest
4/7	W	14-6	at UNC Charlotte
4/9	W	12-1	Virginia (7)
4/9	L	5-13	Virginia (7)

4/10	W	5-4	Maryland
4/12	L	3-4	Duke
4/13	W	5-3	at NC State
4/15	W	14-9	at Virginia
4/16	W	9-3	at Maryland
4/17	L	12-13	at Maryland
4/18	L	6-19	at Oklahoma State
4/19	L	6-8	at Oklahoma State
4/20	L	3-10	UNC Charlotte
4/21	L	1-3	at East Carolina
4/22	W	16-5	East Carolina
4/23	W	4-3	at UNC Wilmington
4/24	W	12-3	UNC Wilmington
5/3	W	17-5	Davidson
5/3	W	11-4	Florida Southern
5/4	L	2-4	VCU (7)
5/5	L	5-7	at Campbell
5/6	L	4-7	Georgia Tech
5/7	L	6-10	Georgia Tech
5/8	L	6-8	Clemson
5/9	W	7-2	Campbell
5/11	W	13-1	Virginia-1
5/12	W	1-0	Clemson-1
5/13	W	5-3	Georgia Tech-1
5/14	L	4-5	Clemson-1
5/14	L	7-6	Clemson-1
5/15	L	2-6	Georgia Tech-1

1-ACC Tournament, Greenville, S.C.

### 1989 (41-18-1, 15-4 ACC)

**Coach:** Mike Roberts

**NCAA College World Series**

2/15	W	4-2	at Coastal Carolina
2/25	W	2-0	at The Citadel (7)
2/25	L	5-6	at The Citadel (7)
3/1	L	10-14	at Coastal Carolina
3/4	W	11-4	Seton Hall
3/4	W	2-1	Seton Hall
3/5	W	3-2	Seton Hall
3/10	L	5-7	NC State
3/13	W	9-8	U.S. International-1 (8)
3/14	L	1-8	Washington State-1
3/15	L	6-7	Kansas State-1
3/16	L	4-9	at Fresno State
3/17	W	6-4	Liberty-1
3/18	W	2-0	Missouri-1
3/21	W	6-4	Tennessee
3/24	W	6-1	Georgia Tech
3/25	L	3-4	Clemson
3/26	W	3-0	Clemson
3/28	L	1-2	Pace
3/29	W	3-2	Pace
4/1	W	4-3	at Virginia (10)
4/2	W	10-5	at Virginia
4/3	W	6-2	Campbell
4/4	W	6-3	at Duke
4/8	W	7-3	Maryland (7)
4/9	W	5-4	Virginia (14)
4/11	W	4-2	at Duke
4/12	L	3-5	UNC Wilmington
4/13	W	2-1	Coastal Carolina
4/13	L	3-5	Coastal Carolina (13)
4/16	W	7-6	NC State (11)
4/16	W	4-1	NC State (7)
4/18	W	11-0	Duke
4/19	L	3-7	Wake Forest
4/21	W	12-9	at Georgia Tech
4/22	L	1-2	at Georgia Tech
4/23	W	4-3	at Clemson
4/25	W	6-4	Wake Forest
4/26	W	4-3	at Wake Forest
4/27	T	4-4	UNC Charlotte
4/28	W	10-2	at Davidson
4/29	W	6-3	Davidson (8)
5/9	W	14-4	East Carolina (10)
5/10	W	4-1	at VCU
5/13	W	6-4	Duke-2
5/14	W	4-2	NC State-2
5/15	L	4-5	Clemson-2
5/16	W	6-2	Wake Forest-2
5/16	L	4-12	Clemson-2
5/19	W	3-2	New Orleans-3
5/20	W	5-3	Arizona-3 (10)
5/21	W	5-1	NC State-3
5/22	L	0-7	Clemson-3
5/25	W	8-4	Nicholls State-4
5/26	W	8-3	Jacksonville-4
5/27	W	2-1	Mississippi State-4
5/28	L	0-6	Mississippi State-4
5/28	W	7-1	Mississippi State-4
6/2	L	2-4	Florida State-5
6/4	L	3-7	Arkansas-5

1-Pepsi/Me-N-Ed's Classic, Fresno, Calif.  
2-ACC Tournament, Greenville, S.C.  
3-Carolina Invitational, Chapel Hill, N.C.  
4-NCAA South Regional, Starkville, Miss.  
5-College World Series, Omaha, Neb.

### 1990 (51-14, 17-4 ACC)

**Coach:** Mike Roberts

**ACC Champions**

**NCAA Tournament Participants**

2/10	L	3-6	Florida State-1
2/11	L	5-8	Louisiana State-1
2/17	W	5-2	at Coastal Carolina
2/18	W	4-2	at Coastal Carolina
2/24	W	9-3	George Washington
2/24	W	7-3	George Washington (7)
2/25	W	9-5	George Wash. (10)

3/3	W	23-0	Seton Hall
3/5	W	2-1	UNC Charlotte
3/8	W	6-0	at Duke
3/9	W	7-4	at Duke
3/10	W	7-3	at Duke
3/11	W	5-2	Coastal Carolina
3/12	W	13-5	Coastal Carolina
3/13	L	2-3	at Tennessee (10)
3/14	L	11-12	at Tennessee
3/15	W	7-1	Connecticut
3/16	W	3-0	Connecticut
3/16	W	14-1	Rider
3/18	W	12-4	Rider
3/18	W	12-7	Rider
3/20	W	10-6	VCU
3/21	W	13-6	Hartford
3/22	W	11-1	Hartford
3/23	W	14-4	Maryland
3/24	W	13-6	Maryland
3/25	W	5-3	Maryland
3/28	W	3-0	at Campbell
3/30	W	3-2	at Wake Forest
3/31	W	5-2	at Wake Forest
4/1	L		





3/24	W	10-9	Eastern Illinois
3/26	W	9-4	Wake Forest
3/28	W	4-3	Wake Forest
3/28	L	5-7	Wake Forest (7)
4/2	L	2-7	at Clemson
4/3	W	10-5	at Clemson
4/4	L	3-4	at Clemson
4/6	L	14-16	North Carolina A&T
4/7	W	12-10	Campbell
4/9	W	9-4	Virginia
4/10	W	4-1	Virginia
4/11	W	9-2	Virginia
4/13	W	10-5	East Carolina-1
4/14	L	1-3	East Carolina-1
4/16	L	3-4	Georgia Tech
4/17	W	7-1	Georgia Tech
4/18	L	2-6	Georgia Tech
4/20	W	6-5	at UNC Wilmington
4/22	W	6-1	at NC State
4/23	L	1-10	at NC State
4/24	W	7-6	at NC State
4/26	W	10-4	Davidson
4/27	W	4-3	UNC Wilmington
4/28	W	5-3	East Carolina
4/28	W	5-4	UNC Greensboro
5/9	W	5-2	Duke
5/10	L	0-4	Duke
5/11	W	3-0	Duke
5/12	W	10-9	Princeton (7)
5/12	W	4-3	Princeton (7)
5/13	W	5-4	Princeton
5/15	W	4-3	Wake Forest-2
5/16	W	6-2	NC State-2
5/18	L	4-7	Clemson-2
5/18	L	7-12	NC State-2
5/21	W	13-1	Washington State-3
5/22	W	3-1	Miami-3
5/23	L	1-10	Southern California-3
5/27	L	8-9	Hawaii-4
5/28	W	11-6	Yale-4
5/29	W	10-8	Hawaii-4
5/29	W	8-5	UCLA-4
5/30	L	2-14	Texas A&M-4
1-Zebulon, N.C.			
2-ACC Tournament, Greenville, S.C.			
3-Winn Dixie/Carolina Invitational, Chapel Hill, N.C.			
4-NCAA Central I Regional, College Station, Texas			

## 1994 (34-21, 10-13 ACC)

Coach: Mike Roberts

2/4	W	3-1	The Citadel-1
2/5	L	3-6	at Armstrong State-1
2/12	W	14-9	at Coastal Carolina
2/13	L	2-7	at Coastal Carolina
2/15	W	11-10	at Campbell
2/18	W	14-2	Appalachian State
2/19	L	3-10	Coastal Carolina
2/20	W	8-1	Coastal Carolina
2/22	W	6-2	Campbell
2/25	W	12-1	Seton Hall
2/26	W	14-2	Seton Hall
2/27	W	6-3	Seton Hall
3/4	W	7-4	West Virginia
3/5	W	4-2	West Virginia
3/6	L	4-12	West Virginia
3/8	W	19-5	at Davidson
3/10	W	14-3	Temple
3/11	W	7-5	Connecticut
3/12	W	12-3	Connecticut
3/13	W	2-1	Connecticut
3/15	W	14-6	Marist
3/16	W	23-0	Marist
3/18	W	6-4	at Wake Forest
3/19	L	6-14	at Wake Forest
3/20	L	1-10	at Wake Forest
3/22	W	20-4	Davidson
3/23	W	9-5	Davidson
3/25	W	3-2	Florida State
3/26	L	5-9	Florida State
3/29	W	8-4	UNC Greensboro
4/1	L	4-7	at Georgia Tech
4/2	L	6-7	at Georgia Tech (10)
4/3	W	11-8	at Georgia Tech
4/8	W	2-1	at Virginia
4/9	W	2-1	at Virginia
4/10	W	8-6	at Virginia
4/13	L	3-6	at East Carolina
4/15	W	4-0	Maryland
4/16	W	22-1	Maryland
4/17	L	2-4	Maryland
4/19	W	6-4	at UNC Wilmington (10)
4/22	L	1-11	Clemson
4/23	W	5-0	Clemson
4/24	L	2-3	Clemson
4/26	W	9-0	UNC Wilmington
4/27	L	5-7	East Carolina
5/8	L	12-16	Duke-2
5/9	L	2-4	at Duke
5/10	L	4-7	at Duke
5/13	L	3-5	NC State
5/14	W	10-5	NC State
5/15	L	8-10	NC State
5/18	L	4-7	Georgia Tech-3
5/19	W	13-12	Duke-3
5/20	L	6-11	NC State-3
1-Great Savannah Shootout, Savannah, Ga.			
2-Durham Athletic Park, Durham, N.C.			

3-ACC Tournament, Greenville, S.C.			
1995 (39-23, 14-10 ACC)			
Coach: Mike Roberts			
NCAA Tournament Participants			
2/10	W	5-2	Georgia-1
2/10	L	1-12	Miami-1
2/11	L	5-11	Central Florida-1
2/12	L	3-6	Georgia-1
2/17	W	11-5	George Washington (7)
2/17	L	2-3	George Washington (8)
2/19	W	5-4	Appalachian State
2/21	W	25-1	at Furman
2/22	W	5-4	at Campbell (12)
2/24	W	8-6	Seton Hall
2/25	W	5-2	Seton Hall
2/26	L	5-6	Seton Hall
3/3	W	2-1	at UNC Wilmington-2
3/4	W	10-5	George Mason-2
3/6	L	4-6	East Carolina-2
3/9	W	10-7	Campbell
3/10	L	0-3	Delaware
3/11	W	5-4	Delaware
3/12	W	9-7	Delaware
3/13	W	11-6	Marist
3/16	L	5-6	Richmond
3/17	W	5-0	Virginia
3/18	W	12-11	Virginia (10)
3/19	W	6-5	Virginia
3/21	W	11-3	UMBC
3/22	W	2-1	East Carolina-3
3/24	W	11-9	Georgia Tech
3/25	W	7-5	Georgia Tech
3/26	L	5-7	Georgia Tech
3/28	W	8-5	Louisville
3/29	W	9-7	Louisville
3/31	L	2-3	at Clemson
4/1	L	1-20	at Clemson
4/2	W	11-8	at Clemson
4/7	L	1-11	at Maryland
4/8	W	16-4	at Maryland
4/9	W	10-6	at Maryland
4/12	W	9-7	Towson State (7)
4/14	W	11-4	Duke
4/15	W	8-2	Duke
4/16	W	25-4	Duke
4/19	W	6-1	UNC Greensboro
4/21	L	4-9	at NC State
4/22	L	5-10	at NC State
4/23	L	2-3	at NC State
4/25	W	7-2	Appalachian State-4
4/26	L	1-2	at UNC Greensboro
5/6	W	13-1	Furman
5/7	W	12-2	Wake Forest
5/8	L	4-5	Wake Forest
5/9	L	5-8	Wake Forest
5/13	W	3-2	at Florida State (8)
5/13	L	1-13	at Florida State (7)
5/14	W	5-3	at Florida State
5/17	W	4-1	Wake Forest-5
5/18	L	4-6	Clemson-5
5/19	W	12-9	Georgia Tech-5
5/20	L	1-10	Florida State-5
5/26	W	6-3	South Florida-6
5/27	W	6-5	Fla. International-6
5/28	L	4-8	Miami-6
5/28	L	0-7	Texas A&M-6
1-Olive Garden Baseball Classic, Orlando, Fla.			
2-Bojangles-Seahawk Challenge, Wilmington, N.C.			
3-Kinston, N.C.			
4-Hickory, N.C.			
5-ACC Tournament, Greenville, S.C.			
6-NCAA Atlantic II Regional, Coral Gables, Fla.			

## 1996 (33-25, 11-13 ACC)

Coach: Mike Roberts

2/9	L	4-12	Texas Tech-1
2/10	L	3-8	at Central Florida-1
2/11	W	7-6	Alabama-1
2/18	W	8-5	at Coastal Carolina
2/19	W	5-4	at Coastal Carolina
2/22	W	10-1	UNC Asheville
2/23	W	10-1	Seton Hall
2/24	L	5-9	Seton Hall
2/25	W	4-1	Seton Hall
2/27	L	2-9	Campbell
3/2	W	7-1	Richmond
3/3	W	3-1	Richmond
3/3	W	2-1	Richmond
3/4	W	7-0	at Campbell
3/8	W	8-5	Rider
3/9	L	6-9	Rider
3/10	W	8-7	Rider (14)
3/11	L	1-3	Butler
3/12	L	9-12	Coastal Carolina
3/13	W	10-6	Coastal Carolina
3/14	W	8-6	Northern Illinois
3/16	W	12-1	Ohio
3/17	W	6-4	Ohio
3/20	L	1-2	Florida State (7)
3/20	L	1-7	Florida State (7)
3/21	L	1-9	Florida State
3/23	L	0-15	at Virginia
3/24	W	5-4	at Virginia
3/25	L	7-9	at Virginia
3/29	L	2-8	at Wake Forest

3/30	W	4-0	at Wake Forest
3/31	W	17-3	at Wake Forest
4/3	L	3-12	at UNC Greensboro
4/5	W	7-3	Maryland
4/7	L	0-12	Maryland
4/7	L	6-11	Maryland (7)
4/9	L	4-8	VCU
4/10	W	8-6	Appalachian State
4/12	L	1-11	Clemson
4/13	L	5-7	Clemson
4/14	L	2-7	Clemson
4/16	L	2-4	at UNC Wilmington
4/19	W	12-6	at Georgia Tech
4/20	W	8-7	at Georgia Tech
4/21	W	12-11	at Georgia Tech
4/23	W	5-2	UNC Wilmington
4/24	W	19-5	UNC Greensboro
4/25	W	16-3	North Carolina A&T
4/25	W	13-0	Radford
5/4	W	8-4	Winthrop
5/5	L	3-5	at Duke-2
5/6	W	7-6	at Duke
5/7	W	9-8	at Duke
5/10	W	3-2	NC State (12)
5/11	L	0-9	NC State
5/12	W	17-6	NC State
5/16	L	9-13	Georgia Tech-3
5/16	L	3-13	Duke-3
1-Olive Garden Baseball Classic, Orlando, Fla.			
2-Durham Bulls Athletic Park, Durham, N.C.			
3-ACC Tournament, Durham, N.C.			

## 1997 (29-31, 6-18 ACC)

Coach: Mike Roberts

2/15	L	11-14	at Coastal Carolina
2/16	W	10-8	at Coastal Carolina
2/19	W	9-1	at Campbell
2/21	L	4-11	Louisiana State-1
2/22	L	4-7	at Tulane-1
3/23	L	7-13	New Orleans-1
2/25	W	10-4	Campbell
3/1	L	7-9	Seton Hall
3/1	W	6-5	Seton Hall
3/2	W	8-5	Seton Hall (10)
3/2	W	10-3	Connecticut
3/3	L	6-7	Connecticut
3/5	W	9-4	at East Carolina
3/6	L	10-11	Appalachian State (10)
3/8	L	8-11	Georgia Tech
3/9	L	7-10	Georgia Tech
3/10	L	8-9	Georgia Tech
3/11	W	18-7	Marshall
3/12	W	8-1	VCU
3/15	W	10-8	at Maryland
3/16	W	6-5	at Maryland (11)
3/16	L	2-4	at Maryland (7)
3/20	W	7-6	Towson State (9)
3/20	W	10-4	Towson State
3/21	W	6-3	Yale
3/22	W	10-3	Yale
3/22	W	19-10	Kent
3/23	W	2-1	Kent (10)
3/24	W	11-1	Kent
3/26	W	8-6	East Tennessee State
3/28	L	8-15	Duke
3/29	W	9-6	Duke
3/30	L	10-11	Duke (11)
4/4	L	8-9	at NC State
4/5	L	4-12	at NC State
4/6	L	6-8	at NC State
4/8	W	16-3	William & Mary
4/9	W	8-7	at UNC Wilmington
4/11	W	4-1	Wake Forest
4/13	L	1-8	Wake Forest
4/13	L	8-10	Wake Forest
4/15	L	2-8	UNC Wilmington
4/16	L	4-8	Radford
4/18	W	6-4	Virginia
4/19	L	2-13	Virginia
4/20	W	11-9	Virginia (12)
4/21	W	5-2	UNC Asheville
4/22	W	11-8	East Carolina
4/24	L	10-22	Coastal Carolina (7)
4/24	L	5-6	Coastal Carolina (7)
5/4	L	2-17	at Clemson
5/5	L	10-11	at Clemson
5/6	L	4-5	at Clemson
5/9	L	2-8	at Florida State
5/10	L	5-8	at Florida State
5/11	L	6-11	at Florida State
5/13	W	4-2	Maryland-2
5/14	L	6-7	Georgia Tech-2
5/15	W	4-3	Wake Forest-2
5/16	L	2-4	NC State-2
1-Winn-Dixie Showdown, New Orleans, La.			
2-ACC Tournament, St. Petersburg, Fla.			

## 1998 (42-23, 13-10 ACC)

Coach: Mike Roberts

NCAA Tournament Participants			
2/7	W	21-8	at Coastal Carolina (8)
2/13	L	0-10	Southern California-1
2/14	L	9-16	Southern California-1
2/15	L	2-10	Southern California-1
2/18	W	8-1	East Tennessee State
2/20	W	12-2	Seton Hall
2/21	L	3-6	Seton Hall
2/22	W	6-4	Seton Hall

2/24	W	10-3	William & Mary
2/25	W	8-3	at Campbell
2/27	W	6-1	George Mason
2/28	W	14-7	George Mason
3/1	W	6-5	George Mason
3/4	W	14-11	Appalachian State
3/6	W	10-0	Maryland
3/7	W	8-5	Maryland
3/9	W	20-6	Richmond
3/10	W	7-6	VCU
3/13	W	11-10	at Georgia Tech
3/14	L	4-11	at Georgia Tech
3/15	W	9-1	at Georgia Tech
3/17	W	6-4	Princeton
3/20	L	0-1	at Miami (10)
3/21	L	2-8	at Miami
3/22	L	2-4	at Miami
3/24	W	7-4	Towson
3/25	W	17-3	Towson
3/27	W	6-5	at Virginia
3/28	L	5-18	at Virginia
3/29	L	7-12	at Virginia
4/4	W	10-5	at Wake Forest
4/5	L	0-3	at Wake Forest
4/5	L		

3/10 W 10-6 LeMoyné  
 3/11 L 7-12 LeMoyné  
 3/13 W 12-9 at Coastal Carolina  
 3/16 L 5-12 Wake Forest  
 3/17 L 7-12 Wake Forest  
 3/18 L 3-11 Wake Forest  
 3/21 W 7-6 Towson (10)  
 3/21 L 0-4 Towson (7)  
 3/23 L 0-3 at Florida State  
 3/24 L 6-12 at Florida State  
 3/25 L 7-8 at Florida State  
 3/27 W 5-4 Elon  
 3/28 L 2-3 Winthrop-2  
 3/30 L 9-16 at NC State  
 4/2 W 16-7 at NC State  
 4/2 W 8-7 at NC State  
 4/4 L 2-10 at VCU  
 4/6 L 7-12 at Maryland  
 4/7 L 12-15 at Maryland  
 4/8 W 16-9 at Maryland  
 4/10 L 9-10 at UNC Greensboro  
 4/11 W 4-1 Charlotte  
 4/13 W 10-6 Virginia  
 4/14 W 7-6 Virginia  
 4/15 L 2-5 Virginia  
 4/17 W 6-3 East Carolina  
 4/20 W 10-7 Duke  
 4/21 L 7-9 Duke  
 4/22 L 0-4 Duke  
 4/24 L 5-11 UNC Wilmington  
 4/25 W 10-3 UNC Greensboro  
 4/27 L 3-6 at Clemson  
 4/28 L 9-10 at Clemson (10)  
 4/29 W 4-0 at Clemson  
 5/1 W 13-4 Liberty  
 5/2 W 3-2 at UNC Wilmington  
 5/11 W 10-5 Georgia Tech  
 5/12 L 5-19 Georgia Tech  
 5/13 W 11-10 Georgia Tech  
 5/16 L 8-11 Wake Forest-3  
 5/17 L 6-7 Clemson-3  
 1-Coca-Cola Classic, Mobile, Ala.  
 2-Knights Stadium, Fort Mill, S.C.  
 3-ACC Tournament, Fort Mill, S.C.

**2002 (43-21, 17-7 ACC)**

**Coach:** Mike Fox  
**NCAA Tournament Participants**  
 2/15 W 7-5 Seton Hall  
 2/16 L 2-4 Seton Hall  
 2/17 L 3-4 Seton Hall  
 2/22 L 8-10 Georgia-1  
 2/23 W 10-6 Armstrong Atlantic-1  
 2/24 W 13-5 Connecticut-1  
 2/26 W 6-3 UNC Wilmington  
 3/1 L 2-4 California  
 3/1 W 7-5 California  
 3/3 L 4-7 California  
 3/5 W 23-3 at Old Dominion  
 3/8 L 5-6 at Auburn  
 3/9 L 5-7 at Auburn  
 3/10 L 5-11 at Auburn  
 3/13 W 9-4 High Point  
 3/15 W 4-3 Maryland  
 3/16 W 8-2 Maryland  
 3/17 W 20-8 Maryland  
 3/19 W 15-2 Princeton  
 3/20 W 16-2 Princeton  
 3/22 W 11-7 Florida State  
 3/23 W 7-1 Florida State  
 3/24 W 9-1 Florida State  
 3/26 W 18-2 Towson  
 3/27 W 17-9 Towson  
 3/29 W 15-4 at Virginia  
 3/30 W 5-0 at Virginia  
 3/31 L 3-8 at Virginia  
 4/2 W 9-8 Liberty (11)  
 4/3 W 11-7 Coastal Carolina  
 4/5 L 2-8 at Wake Forest  
 4/6 W 11-8 at Wake Forest  
 4/7 L 6-7 at Wake Forest  
 4/9 W 6-4 Charlotte  
 4/10 W 9-2 Davidson  
 4/12 L 7-11 Clemson (10)  
 4/13 L 2-4 Clemson  
 4/14 W 12-5 Clemson  
 4/17 L 1-2 at East Carolina  
 4/19 W 10-2 NC State  
 4/20 W 12-5 NC State  
 4/21 W 12-4 NC State  
 4/23 W 10-2 VCU  
 4/24 W 8-0 at Charlotte  
 4/26 W 5-4 Miami  
 4/27 L 3-4 Miami  
 4/28 W 5-4 Miami  
 4/29 W 7-0 Elon  
 4/30 W 10-1 East Carolina  
 5/1 W 7-3 Appalachian State  
 5/11 W 8-3 at Duke  
 5/12 W 19-10 at Duke  
 5/13 W 18-9 at Duke  
 5/17 L 4-7 at Georgia Tech  
 5/18 L 9-12 at Georgia Tech  
 5/19 W 6-1 at Georgia Tech  
 5/22 W 11-10 Virginia-2  
 5/23 L 7-9 Wake Forest (11)-2  
 5/24 L 8-10 Georgia Tech-2  
 5/31 W 5-0 James Madison-3  
 6/1 L 6-9 at South Carolina-3

6/1 W 9-7 James Madison-3  
 6/2 W 8-4 at South Carolina-3  
 6/2 L 1-3 at South Carolina-3  
 1-Diamond Classic, Savannah, Ga.  
 2-ACC Tournament, St. Petersburg, Fla.  
 3-NCAA Regional, Columbia, S.C.

**2003 (42-23, 13-11 ACC)**

**Coach:** Mike Fox  
**NCAA Tournament Participants**  
 2/20 W 19-8 Delaware State  
 2/21 W 18-2 Seton Hall  
 2/23 W 6-1 Seton Hall  
 2/23 W 7-6 Seton Hall  
 2/25 W 10-6 Appalachian State  
 2/28 L 1-3 Michigan State-1  
 3/1 L 5-6 St. John's-1  
 3/4 W 8-2 LeMoyné  
 3/5 W 13-1 Davidson  
 3/7 L 7-8 Auburn  
 3/8 L 3-7 Auburn  
 3/9 L 5-13 Auburn  
 3/10 W 12-0 Ball State  
 3/11 W 9-5 Ball State  
 3/12 W 10-4 Liberty  
 3/14 W 9-2 Monmouth  
 3/15 W 5-4 Monmouth  
 3/15 W 14-5 Monmouth  
 3/18 L 3-8 Princeton  
 3/19 W 24-12 Princeton  
 3/21 L 1-6 Wake Forest  
 3/22 W 12-5 Wake Forest  
 3/23 W 12-3 Wake Forest  
 3/25 W 9-4 Towson  
 3/26 W 15-1 Towson  
 3/28 L 4-8 at Florida State  
 3/29 W 8-4 at Florida State  
 3/30 L 1-2 at Florida State  
 4/1 W 9-7 Charlotte  
 4/2 W 6-1 Coastal Carolina  
 4/4 L 6-10 Georgia Tech  
 4/5 W 7-3 Georgia Tech  
 4/6 L 5-12 Georgia Tech  
 4/8 W 22-5 High Point  
 4/12 W 9-2 at Maryland  
 4/12 W 15-2 at Maryland  
 4/13 W 4-0 at Maryland  
 4/15 W 7-6 VCU  
 4/16 W 8-4 at East Carolina  
 4/19 W 5-3 Duke  
 4/19 W 11-5 Duke  
 4/20 W 11-5 Duke  
 4/22 L 4-5 Elon (12)  
 4/23 W 7-6 East Carolina  
 4/25 L 2-3 at NC State  
 4/26 L 6-8 at NC State  
 4/27 W 12-6 at NC State  
 5/2 L 0-5 UNC Wilmington  
 5/8 W 10-0 Richmond  
 5/10 W 9-4 at Clemson  
 5/11 L 4-5 at Clemson (10)  
 5/12 L 2-5 at Clemson  
 5/14 W 8-7 at UNC Wilmington  
 5/16 L 4-6 Virginia  
 5/16 W 4-3 Virginia  
 5/17 L 5-7 Virginia  
 5/22 W 10-2 Clemson-2  
 5/23 W 3-2 Florida State-2  
 5/24 L 6-7 NC State-2  
 5/25 L 6-10 Georgia Tech-2  
 5/30 W 4-3 Missouri-3  
 5/31 W 10-5 Mississippi State-3  
 6/1 W 8-6 Mississippi State-3  
 6/6 L 4-5 South Carolina-4  
 6/7 L 4-14 South Carolina-4  
 1-Broadway at the Beach Tournament, Myrtle Beach, S.C.  
 2-ACC Tournament, Salem, Va.  
 3-NCAA Regional, Starkville, Miss.  
 4-NCAA Super Regional, Columbia, S.C.

**2004 (43-21, 14-10 ACC)**

**Coach:** Mike Fox  
**NCAA Tournament Participants**  
 2/20 W 4-3 Seton Hall (11)  
 2/21 W 5-2 Seton Hall  
 2/22 W 11-6 Seton Hall  
 2/25 W 5-1 Gardner-Webb  
 2/27 L 2-8 at Rice-1  
 2/28 L 2-6 Northwestern State-1  
 2/29 L 4-10 Nebraska-1  
 3/2 W 8-5 Appalachian State  
 3/5 W 15-3 St. Francis (N.Y.)  
 3/6 W 22-5 St. Francis (N.Y.)  
 3/7 W 5-0 St. Francis (N.Y.)  
 3/9 W 6-0 UNC Asheville  
 3/10 W 9-7 High Point (10)  
 3/12 W 1-0 California  
 3/13 W 4-0 California  
 3/14 L 4-12 California  
 3/16 W 14-8 Princeton  
 3/17 W 12-2 Princeton  
 3/19 W 5-3 at Virginia (11)  
 3/20 W 8-4 at Virginia  
 3/21 L 2-6 at Virginia  
 3/23 W 14-1 Towson  
 3/24 W 7-4 Towson  
 3/26 W 10-4 Florida State  
 3/27 L 6-10 Florida State

3/28 W 12-6 Florida State  
 4/2 W 9-7 at Wake Forest  
 4/3 W 7-3 at Wake Forest  
 4/4 W 11-3 at Wake Forest  
 4/7 W 12-5 Charlotte  
 4/9 W 9-7 at Georgia Tech  
 4/10 L 4-8 at Georgia Tech  
 4/11 L 8-13 at Georgia Tech  
 4/14 W 8-5 at Charlotte  
 4/16 L 1-2 Clemson  
 4/17 W 4-0 Clemson  
 4/18 L 2-4 Clemson  
 4/20 W 3-2 Elon  
 4/21 W 10-3 UNC Greensboro  
 4/23 W 11-6 at Duke  
 4/24 L 2-4 at Duke  
 4/25 W 14-2 at Duke  
 5/5 W 10-5 at UNC Greensboro  
 5/7 W 11-9 Maryland  
 5/8 W 7-1 Maryland  
 5/9 L 3-1 Maryland (11)  
 5/11 L 4-9 South Carolina-2  
 5/12 L 6-8 VCU (10)  
 5/14 W 4-1 at Miami  
 5/15 L 3-4 at Miami  
 5/16 W 2-0 at Miami  
 5/18 W 10-1 Davidson  
 5/20 L 1-7 NC State  
 5/21 L 2-10 NC State  
 5/22 W 5-4 NC State  
 5/26 L 6-7 Clemson-3  
 5/27 W 14-0 Maryland-3  
 5/28 W 20-2 Duke-3  
 5/28 W 6-5 Clemson-3  
 5/29 L 7-8 Florida State-3 (11)  
 6/4 W 6-5 Coastal Carolina-4  
 6/5 L 2-5 at South Carolina-4  
 6/5 W 6-3 The Citadel-4  
 6/6 L 6-7 at South Carolina-4  
 1-Crowne Plaza/Rice Invitational, Houston  
 2-Knights Stadium, Fort Mill, S.C.  
 3-ACC Tournament, Salem, Va.  
 4-NCAA Regional, Columbia, S.C.

**2005 (41-19-1, 17-10-1 ACC)**

**Coach:** Mike Fox  
**NCAA Tournament Participants**  
 2/16 W 5-0 Appalachian State  
 2/18 W 17-0 Seton Hall  
 2/19 W 5-0 Seton Hall  
 2/20 W 5-2 Seton Hall  
 2/22 W 5-3 UNC Wilmington  
 2/25 W 6-3 Birmingham Southern  
 2/26 W 3-2 Birmingham Southern  
 2/27 W 6-1 Birmingham Southern  
 3/2 W 6-5 Gardner-Webb  
 3/4 L 3-4 Arizona State-1 (11)  
 3/5 L 1-2 Ohio State-1  
 3/6 L 0-1 Michigan-1  
 3/9 W 12-7 College of Charleston  
 3/11 W 17-3 at Virginia Tech  
 3/14 W 11-4 Princeton  
 3/15 W 12-3 Princeton  
 3/15 W 6-5 Princeton  
 3/18 W 2-1 at Clemson  
 3/19 L 1-9 at Clemson  
 3/20 L 3-7 at Clemson  
 3/22 W 6-4 Towson  
 3/23 W 6-0 Towson  
 3/25 W 2-1 Wake Forest  
 3/26 W 9-1 Wake Forest  
 3/26 W 14-5 Wake Forest  
 3/29 W 15-5 Winthrop  
 4/1 W 8-7 Virginia (14)  
 4/2 W 10-5 Virginia  
 4/3 W 3-2 Virginia (11)  
 4/6 L 3-10 Elon  
 4/8 W 10-0 at Maryland  
 4/9 W 5-3 at Maryland  
 4/10 W 3-2 at Maryland  
 4/12 W 4-0 Davidson  
 4/15 L 7-17 Miami  
 4/16 L 9-18 Miami  
 4/17 T 7-7 Miami (10)  
 4/19 W 18-6 at East Carolina  
 4/20 W 3-2 VCU  
 4/22 W 10-1 Duke  
 4/23 W 5-2 Duke  
 4/24 W 7-0 Duke  
 4/26 W 11-8 at UNC Wilmington  
 4/27 W 10-9 High Point  
 4/29 L 5-6 at NC State  
 4/30 W 6-3 at NC State (12)  
 5/1 L 7-8 at NC State (10)  
 5/10 W 13-5 Winthrop  
 5/11 L 5-14 Coastal Carolina  
 5/13 L 4-9 at Florida State  
 5/14 L 5-6 at Florida State  
 5/15 L 6-7 at Florida State (11)  
 5/17 W 8-5 East Carolina  
 5/19 W 5-4 Georgia Tech  
 5/20 W 7-6 Georgia Tech  
 5/21 L 1-8 Georgia Tech  
 5/25 L 2-3 Florida State-2 (12)  
 5/26 L 1-2 Wake Forest-2  
 6/3 W 5-1 Notre Dame-3  
 6/4 L 2-5 at Florida-3  
 6/5 L 0-3 Notre Dame-3  
 1-Keith LeClair Classic, Greenville, N.C.

2-ACC Tournament Jacksonville, Fla.  
 3-NCAA Regional, Gainesville, Fla.

**2006 (54-15, 22-8 ACC)**

**Coach:** Mike Fox  
**ACC Coastal Division Champions**  
**NCAA College World Series**  
 2/17 W 8-3 Seton Hall  
 2/19 W 9-7 Seton Hall  
 2/19 W 21-2 Seton Hall  
 2/21 W 15-0 Coastal Carolina  
 2/24 W 11-7 George Washington  
 2/25 W 6-5 Geo. Washington (11)  
 2/26 W 14-0 George Washington  
 3/1 W 11-8 Gardner-Webb  
 3/3 L 4-5 Purdue  
 3/4 W 5-2 Purdue  
 3/5 W 7-3 Purdue  
 3/8 W 6-4 Appalachian State  
 3/10 L 5-6 at Wake Forest  
 3/11 W 3-0 at Wake Forest  
 3/12 W 5-1 at Wake Forest  
 3/14 W 9-5 George Mason  
 3/15 W 7-4 George Mason  
 3/17 L 8-15 Maryland  
 3/18 W 11-7 Maryland  
 3/19 W 10-3 Maryland  
 3/21 W 11-2 Towson  
 3/22 W 11-3 Towson  
 3/24 W 2-0 at Georgia Tech  
 3/25 L 1-11 at Georgia Tech  
 3/26 L 2-3 at Georgia Tech  
 3/28 W 3-1 Charlotte  
 3/31 W 4-0 Florida State  
 4/1 W 4-3 Florida State  
 4/2 L 5-6 Florida State  
 4/4 W 9-1 Elon  
 4/5 W 23-7 Davidson  
 4/7 W 8-7 at Miami  
 4/8 L 7-9 at Miami  
 4/9 W 9-6 at Miami  
 4/12 W 14-6 at Charlotte  
 4/14 W 9-4 Virginia Tech  
 4/15 W 3-1 Virginia Tech  
 4/16 W 12-4 Virginia Tech  
 4/18 L 6-7 at UNC Greensboro  
 4/21 W 7-3 NC State  
 4/22 W 3-2 NC State (14)  
 4/23 W 4-0 NC State  
 4/25 W 6-3 VCU  
 4/26 W 7-3 High Point  
 4/28 W 8-4 at Duke  
 4/29 W 8-2 at Duke  
 4/30 W 7-1 at Duke  
 5/9 W 6-3 Campbell  
 5/10 L 8-12 Winthrop (11)  
 5/12 L 1-4 at Virginia  
 5/13 W 5-0 at Virginia  
 5/14 L 2-9 at Virginia  
 5/16 W 7-0 UNC Greensboro  
 5/18 W 7-1 Boston College  
 5/19 W 5-2 Boston College  
 5/20 W 5-1 Boston College  
 5/24 L 3-9 NC State-1  
 5/25 L 6-7 Florida State-1  
 6/2 W 15-7 Maine-2  
 6/3 W 14-4 Winthrop-2  
 6/4 W 14-2 Winthrop-2  
 6/9 W 11-5 at Alabama-3  
 6/10 W 8-7 at Alabama-3  
 6/16 W 7-5 Cal St. Fullerton-4 (13)  
 6/18 W 2-0 Clemson-4  
 6/21 W 6-5 Cal State Fullerton-4  
 6/24 W 4-3 Oregon State-4  
 6/25 L 7-11 Oregon State-4  
 6/26 L 2-3 Oregon State-4  
 1-ACC Tournament, Jacksonville, Fla.  
 2-NCAA Regional, Chapel Hill, N.C.  
 3-NCAA Super Regional, Tuscaloosa, Ala.  
 4-College World Series, Omaha, Neb.

**2007 (56-17, 21-9 ACC)**

**Coach:** Mike Fox  
**ACC Champions**  
**ACC Coastal Division Champions**  
**NCAA College World Series**  
 2/16 W 11-0 Seton Hall  
 2/17 W 3-2 Seton Hall  
 2/18 W 13-2 Seton Hall  
 2/21 W 6-5 at UNC Wilmington  
 2/23 W 9-1 Stony Brook  
 2/24 W 8-2 Stony Brook  
 2/24 W 9-2 Stony Brook  
 2/27 W 4-2 Gardner-Webb  
 2/28 W 4-3 Coastal Carolina (10)  
 3/2 W 8-4 Penn State  
 3/3 L 2-3 Penn State (10)  
 3/4 W 5-4 Penn State  
 3/7 W 14-0 Temple  
 3/9 W 7-5 Miami  
 3/10 W 3-1 Miami  
 3/11 W 11-7 Miami  
 3/13 W 5-1 Elon  
 3/14 W 6-2 UNC Greensboro  
 3/17 L 2-7 Virginia (11)  
 3/18 L 6-9 Virginia  
 3/18 W 9-4 Virginia  
 3/20 W 10-2 Towson  
 3/21 W 6-4 Towson

3/23 W 15-4 at Virginia Tech  
 3/24 L 3-6 at Virginia Tech  
 3/25 W 13-1 at Virginia Tech  
 3/28 W 28-3 Davidson  
 3/30 W 3-1 Wake Forest  
 3/31 W 11-6 Wake Forest  
 4/1 L 0-6 Wake Forest  
 4/3 W 14-2 UNC Wilmington  
 4/7 W 7-2 at Boston College  
 4/7 W 7-2 at Boston College  
 4/8 W 16-5 at Boston College  
 4/10 W 6-3 Charlotte  
 4/13 W 7-0 Duke  
 4/14 L 3-9 Duke  
 4/14 W 7-4 Duke  
 4/17 L 5-7 Campbell (11)  
 4/20 L 2-4 at Florida State  
 4/21 L 4-5 at Florida State  
 4/22 W 10-6 at Florida State  
 4/24 W 10-0 East Carolina  
 4/25 W 3-1 High Point  
 4/27 L 1-11 at NC State  
 28 W 9-3 at NC State  
 29 W 7-5 at NC State  
 5/8 W 5-1 at Elon  
 5/9 W 5-1 at East Carolina  
 5/11 W 10-3 Georgia Tech  
 5/12 L 5-9 Georgia Tech  
 5/13 W 14-11 Georgia Tech  
 5/15 W 8-7 Winthrop  
 5/18 W 6-3 at Maryland  
 5/19 W 12-4 at Maryland  
 5/19 W 6-3 at Maryland  
 5/23 L 4-8 Georgia Tech-1  
 5/24 W 14-5 NC State-1  
 5/26 W 5-0 Virginia-1  
 5/27 W 3-2 Wake Forest-1  
 6/1 W 6-0 Jacksonville-2  
 6/2 W 11-10 East Carolina-2  
 6/4 W 6-5 Western Carolina-2  
 6/8 W 9-6 South Carolina-3  
 6/9 L 6-8 South Carolina-3  
 6/10 W 9-4 South Carolina-3  
 6/15 W 8-5 Mississippi State-4  
 6/17 L 4-14 Rice-4  
 6/19 W 3-1 Louisville-4  
 6/20 W 6-1 Rice-4  
 6/21 W 7-4 Rice-4  
 6/23 L 4-11 Oregon State-4  
 6/24 L 3-9 Oregon State-4  
 1-ACC Tournament, Jacksonville, Fla.  
 2-NCAA Regional, Chapel Hill, N.C.  
 3-NCAA Super Regional, Chapel Hill, N.C.  
 4-College World Series, Omaha, Neb.

Results prior to 1910 have been compiled through a number of sources, including the Yackety Yak, the Daily Tar Heel and the Southern Conference. Anyone with knowledge of historical records, please contact Terry Roberts with UNC Athletics at (919) 962-2123.



**ATHLETIC COMMUNICATIONS**

**John Martin**  
 Assistant Director of Athletic Communications/  
 Baseball Contact  
**Office:** (919) 962-0084  
**Mobile:** (919) 619-4617  
**Fax:** (919) 843-2309  
**E-Mail:** johnmartin@unc.edu

The 2008 North Carolina baseball media guide is a multi-purpose publication for use by the media as well as alumni and fans of Carolina baseball. Additional information, news releases and photographs are available to accredited members of the media. All requests should be directed to John Martin at (919) 962-0084.

**CREDENTIAL REQUESTS**

Working press, radio and photographer credentials for North Carolina's games at USA Baseball National Training Complex Stadium may be obtained by calling John Martin at (919) 962-0084, preferably at least 24 hours in advance. Ample parking is available at the NTC. There is no reserved media parking. Wireless internet access is available for print media to file stories from the press box following the game.

**VISITING RADIO**

A booth is available for the opposing team's radio broadcast. One phone line is available for visiting radio and wireless internet access is also available.

**INTERVIEWS**

Coach Mike Fox and the Carolina players will be available for postgame interviews immediately following all home games. Fox will meet with the media on the field in front of the UNC dugout. Requested Tar Heel players will be escorted to the interview area by UNC Athletic Communications personnel.

Interviews with visiting team members can be conducted on the field or in the dugout, subject to the policy of the visiting team's media relations representative.

Non-gameday interviews with Carolina players and head coach Mike Fox must be arranged through John Martin of the UNC Athletic Communications Office and will be conducted immediately before or after practice whenever possible. Martin can be reached at (919) 962-0084.



Pamela Piel Group



Grant Halverson

**UNC BASEBALL ON THE TAR HEEL SPORTS NETWORK**



**Jones Angell**  
 Play-by-Play



**Adam Lucas**  
 Color Analyst

The Tar Heel Sports Network once again will be the voice of Carolina Baseball when it comes to action on the diamond in 2008.

The network will broadcast no fewer than 22 regular-season games and all of Carolina's ACC Championship contests and any NCAA Championship games in which Carolina is a participant. All games broadcast can be heard on AM-1360 WCHL and at TarHeelBlue.com. All postseason games will be carried live by WCHL. Raleigh's Sports Radio 850 The Buzz will carry all ACC weekend series covered by THSN, and WBAG in Burlington will also air select games.

Jones Angell will serve as the play-by-play announcer, with Adam Lucas serving as color analyst.

Angell (UNC '01) is in his ninth season covering UNC baseball for the Tar Heel Sports Network. He is an assistant director of new media with Carolina athletics and also serves as the host of Tar Heel football and men's basketball broadcasts.

Lucas (Guilford College '98) is in his fourth season as color analyst and is the publisher of Tar Heel Monthly. He is the author of three books on Carolina men's basketball, "Led By Their Dreams," "Going Home Again" and "The Best Game Ever." Lucas is also a frequent contributor on TarHeelBlue.com and Tar Heel Sports Network football and men's basketball broadcasts.

For all the latest Carolina baseball news, feature stories, live stats, results and comprehensive statistics, check out the official Internet site of the UNC Athletic Department.

# The "Best Seat in the House"

now has a new meaning

Follow the Tar Heels on ACCselect.com, a broadband network with exclusive coverage of live Carolina sports that you can't see anywhere else.

Watch the action on your schedule - live or later with on-demand replay.

[accselect.com/unc](http://accselect.com/unc)

© 2008 Atlantic Coast Conference. All Rights Reserved.

## ACC BASEBALL TRADITION OF EXCELLENCE

Consistency. It is the mark of true excellence in any endeavor.

However, in today's intercollegiate athletics, competition has become so balanced and so competitive that it is virtually impossible to maintain a high level of consistency.

Yet the Atlantic Coast Conference has defied the odds. Now in its 55th year of competition, the ACC has long enjoyed the reputation as one of the strongest and most competitive intercollegiate conferences in the nation. And that is not mere conjecture, the numbers support it.

"Since the league's inception in 1953, ACC schools have captured 106 national championships, including 56 in women's competition and 50 in men's (through fall 2007). In addition, NCAA individual titles have gone to ACC student-athletes 139 times in men's competition and 86 times in women's action."


The Wake Forest Demon Deacons captured the league's first baseball national title in 1954, the inaugural season of ACC baseball. The Miami Hurricanes, who joined the ACC for the 2004-05 campaign, has claimed four national hardball titles (1982, 1985, 1999, 2001) over the past 25 years.

In 2007, the ACC produced another record season as it led all conferences and tied the league record for the second year in a row and third all-time with seven teams participating in the NCAA Tournament. Six of the seven teams (Clemson, Florida State, Miami, North Carolina, NC State and Virginia) returned to the national postseason event, while Wake Forest made an NCAA appearance for the first time since 2003. It marked the fifth time in ACC history that at least six teams received a bid into the national tournament. In addition, the ACC was one of two conferences to have a pair of teams garner a national seed as North Carolina earned the No. 3 overall seed and Florida State was No. 6. Over the last 11 years, the current 12 ACC schools have combined for 72 NCAA Tournament appearances, winning 61 percent of their games (236-152) and taking 17 trips to the College World Series.

The league also received unprecedented coverage in 2007, as a total of 53 ACC games were televised by various markets including all 13 contests in the ACC Baseball Tournament for the first time in league history. This year's coverage of the ACC Championship on a collection of six different television networks showcased the tournament being played in a round-robin format for the first time ever. North Carolina captured its first championship crown in 18 years and fifth overall, while Wake Forest became only the second No. 8 seeded team to advance to the title game, and individual session attendance was shattered three times.

After sending an ACC-record four teams to the College World Series in 2006, North Carolina returned to the CWS as the league's lone representative in 2007. The Tar Heels battled their way back to the CWS championship series for the second-straight year, a feat accomplished only twice in school history, but later succumbed to the defending national champion Oregon State Beavers. In the 61 years of the CWS, the battle between UNC and Oregon State marked only the second back-to-back national championship match-up in the event's history. UNC became the fifth team to post consecutive runner-up finishes in the CWS and was one of three teams to have made a pair of appearances in the CWS finals since the NCAA went to its current championship format in 2003. The Tar Heels finished the 2007 season with an NCAA-best 57 victories and ranked second in the nation with a combined 111 wins from the past two years. (Rice led with 113.)

For the 16th straight season, the ACC posted a non-conference winning percent-



The Tar Heels won the 2007 ACC title in Jacksonville.

age over 60 percent, winning 73 percent of the games played against non-conference opponents in 2007. The ACC recorded 244 wins last season, pushing the conference's record to 3,913-1,560-20 (.714) in non-league play since 1990.


2007 marked just the second year of division play for the ACC, as Florida State won its first Atlantic title and North Carolina repeated as the Coastal winner. The 2007 championship, which was held at The Baseball Grounds of Jacksonville for third straight year, featured a new look as the tournament changed to a round-robin format. North Carolina captured its first championship crown in 18 years and fifth all-time after defeating Wake Forest, only the second No. 8 seeded team to advance to the title game, by a score of 3-2. The individual session attendance mark for the ACC Baseball Championship in 2007 was broken three times and produced the third-best showing in its 34 year history as 59,325 fans attended the five-day affair.

One of the most profound seasons for ACC baseball came in 2006 when the league established several records. It marked the first year of divisional play for the conference, as Clemson claimed the Atlantic Division title while North Carolina took home the Coastal Division crown. The league combined for a 255-86-1 record, setting an ACC mark for non-conference victories (255) in a single season. The previous record of 249 wins was set back in 2002. Not only did the ACC finish with the most wins (31) and the highest winning percentage (.674) among the 29 other conferences competing in the NCAA postseason in 2006, but the ACC also set a league record for the most teams (4) to make it to the CWS. With a 31-15 record, the ACC posted a winning percentage of .674, the third-best postseason showing in conference history. In addition, a new tournament attendance record was set at the 2006 ACC Championship as 73,251 fans attended the five-day event in Jacksonville.

The ACC has consistently infused Major League Baseball with talented players. The current 12 ACC schools have had 594 players selected in the MLB Draft since 1994, including 50 first-round picks. In 2007, the ACC set a new mark with 63 student-athletes selected in the Draft after sending a league-best 51 the previous year. The conference also had a trio of student-athletes chosen in the first round, extending the ACC's streak of at least one student-athlete selected in the first round to 16 consecutive years. Clemson led all schools for the second year in a row, as 11 Tigers were picked in the 2007 Draft. The ACC has produced four No. 1 overall picks in North Carolina's B.J. Surhoff in 1985, Florida State's Paul Wilson in 1994, Clemson's Kris Benson in 1996 and Miami's Pat Burrell in 1998.

## 2008 OPPONENT INFORMATION

TEAM	SID CONTACT	PHONE	EMAIL	WEBSITE	CONFERENCE	MASCOT	COACH	2007 RECORD
Appalachian State	Mike Flynn	(828) 262-2845	flynmh@appstate.edu	goasu.com	Southern	Mountaineers	Chris Pollard	33-26
Boston College	Ben Warnick	(617) 552-4508	warnickb@bc.edu	bceagles.com	Atlantic Coast	Eagles	Mik Aoki	24-27
Charlotte	Ryan Rose	(704) 687-6312	ryan.rose@uncc.edu	charlotte49ers.com	Atlantic 10	49ers	Loren Hibbs	49-12
Clemson	Brian Hennessey	(864) 656-2114	bhennes@clemonline.edu	clemonstigers.com	Atlantic Coast	Tigers	Jack Leggett	41-23
Coastal Carolina	Kent Reichert	(843) 349-2840	kreicher@coastal.edu	goccosports.com	Big South	Chanticleers	Gary Gilmore	50-13
Davidson	Marc Gignac	(704) 894-2123	magignac@davidson.edu	davidsonwildcats.com	Southern	Wildcats	Dick Cooke	19-34
Duke	Chris Cook	(919) 684-8708	cook@duaa.duke.edu	goduke.com	Atlantic Coast	Blue Devils	Sean McNally	29-25
Elon	Chris Rash	(336) 278-6712	crash@elon.edu	elonphoenix.com	Southern	Phoenix	Mike Kennedy	32-29
Florida Atlantic	Dawn Elston	(561) 297-3513	delston@fau.edu	fausports.com	Atlantic Sun	Owls	Kevin Cooney	36-22
Florida State	Jason Leturmy	(850) 644-5656	jleturmy@fsu.edu	seminoles.com	Atlantic Coast	Seminoles	Mike Martin	49-13
Gardner-Webb	Marc Rabb	(704) 406-4355	mrabb@gardner-webb.edu	gwusports.com	Atlantic Sun	Bulldogs	Rusty Stroupe	26-32
Georgia Tech	Cheryl Watts	(404) 894-5445	cwatts@athletics.gatech.edu	ramblinwreck.com	Atlantic Coast	Yellow Jackets	Danny Hall	32-25
High Point	Brian Morgan	(336) 841-4605	bmorgan@highpoint.edu	highpointpanthers.com	Big South	Panthers	Sal Bando, Jr.	27-30
Kent State	Aaron Chimenti	(330) 672-8468	achimenti@kent.edu	kentstatesports.com	Mid-American	Golden Flashes	Scott Stricklin	33-26
Maryland	Joey Flyntz	(301) 314-8093	tflyntz@umd.edu	umterps.com	Atlantic Coast	Terrapins	Terry Rupp	26-30
Miami	Kenwin Lonzo	(305) 284-3248	klonzo@miami.edu	hurricanesports.com	Atlantic Coast	Hurricanes	Jim Morris	37-24
NC State	Bruce Winkworth	(919) 515-1182	bruce_winkworth@ncsu.edu	gopack.com	Atlantic Coast	Wolfpack	Elliott Avent	38-23
N. Carolina A&T	Brian Holloway	(336) 334-7141	bmhollow@ncat.edu	ncataggies.com	Mid-Eastern Athletic	Aggies	Keith Shumate	28-31
UNC Greensboro	Christy Kramer	(336) 334-5615	cmkramer@uncg.edu	uncgspartans.com	Southern	Spartans	Mike Gaski	30-30
North Florida	Eric Scott	(904) 620-4029	eric.scott@unf.edu	unfosports.com	Atlantic Sun	Ospreys	Dusty Rhodes	24-32
Old Dominion	Carol Hudson, Jr.	(757) 683-3372	chudson@odu.edu	odusports.com	Colonial	Monarchs	Jerry Meyers	35-24
Princeton	Yariv Amir	(609) 258-5701	yamir@princeton.edu	goprincetontigers.com	Ivy	Tigers	Scott Bradley	15-24
St. John's	Tim Brown	(718) 990-1521	brownt1@stjohns.edu	redstormsports.com	Big East	Red Storm	Ed Blankmeyer	41-19
VCU	Scott Day	(804) 828-1727	sdday@vcu.edu	vcuathletics.com	Colonial	Rams	Paul Keyes	37-23
Virginia	Andy Fledderjohann	(434) 982-5131	fledder@virginia.edu	virginiasports.com	Atlantic Coast	Cavaliers	Brian O'Connor	45-16
Virginia Tech	Matt Kovatch	(540) 231-1894	mik@vt.edu	hokiesports.com	Atlantic Coast	Hokies	Pete Hughes	23-31
Wake Forest	Scott Wortman	(336) 758-6099	wortmasm@wfu.edu	wakeforestsports.com	Atlantic Coast	Demon Deacons	Rick Rembielak	34-29
William & Mary	Rob Turner	(757) 221-3344	rtturn@wm.edu	tribeathletics.com	Colonial	Tribe	Frank Leoni	29-25
Winthrop	Gustavo Zanette	(803) 323-2129	zanetteg@winthrop.edu	winthropeagles.com	Big South	Eagles	Joe Hudak	33-27



## ANNUAL GIVING LEVELS

ANNUAL SCHOLARSHIP	\$14,103
COACHES CIRCLE	\$5,000 AND UP
SUPER RAM	\$2,500-\$4,999
BIG RAM	\$1,000-\$2,499
RAMESES	\$500-\$999
RAM	\$200-\$499
TAR HEEL	\$100-\$199

## SCHOLARSHIP GIVING LEVELS

FULL SCHOLARSHIP	\$200,000
HALF SCHOLARSHIP	\$100,000

## BENEFITS CHART

	\$25	\$100	\$200	\$500	\$1,000	\$2,500	\$5,000	\$14,103	\$100,000	\$200,000
Minimum Annual Gift Required	\$25	\$100	\$200	\$500	\$1,000	\$2,500	\$5,000	\$14,103	\$10,000	\$20,000
Amount of Time to Fully Fund Commitment	Annual	Annual	Annual	Annual	Annual	Annual	Annual	Annual	5yrs	5yrs
BENEFITS	ANNUAL								ENDOWMENT	
	CAROLINA STUDENT RAM	TAR HEEL	RAM	RAMESES	BIG RAM	SUPER RAM	COACHES CIRCLE	ANNUAL SCHOLARSHIP	HALF SCHOLARSHIP	FULL SCHOLARSHIP
Season Football Tickets Rights*		2	4	2	4	8	12	12	8	12
Football Parking Permit										
Away Game & Post Season Football Ticket & Travel Info										
Individual Game Basketball Tickets #*										
Mini-Season Basketball Ticket Application										
Football and Basketball Media Guides										
Tar Heel Monthly Magazine										
Discounts at Finley Golf Course (with membership card)										
Local Functions & Super Saturday with Carolina Coaches										
Rams Club Golf Tournaments										
Rams Room Pre- & Post-Game Football Reception										
Lapel Pin/Car Decal/Membership Card										
Priority Points for Donations										
Exclusive Coaches Circle Social Functions										
Season Basketball Tickets*							2#	2#	2.	4.
Basketball Parking Permit										
Annual Scholarship Dinner (upon completion)										
Peebles Practice Facility Pre- & Post-Game Basketball Reception										
Scholarship Recognition										



\* Available for purchase

# If available

~Ram and Tar Heel levels can purchase as many football season tickets as wanted (and are available). Only the number indicated will be based on member priority.

\*Rameses level and above may purchase as many football season tickets as wanted (and are available). The indicated number of seats may be protected by location annually.

▲ Upon completion of a scholarship, Half Scholarship donors must maintain a Super Ram membership; Full Scholarship donor must maintain a Coaches Circle membership.



THE RAMS CLUB

P.O. BOX 2446 \* CHAPEL HILL, NC 27515 \* 919.843.2000 \* WWW.RAMSClub.COM