

CAROLINA BASKETBALL
2024 NCAA WEST REGIONAL
CHARLOTTE, N.C. | MARCH 21 & 23



RJ Davis
Senior

Armando Bacot
Grad Student

Eliot Cardeau
Freshman

Cormac Ryan
Grad Student

Harrison Ingram
Junior

CAROLINA

MEN'S BASKETBALL

2023-24 SCHEDULE

27-7, 17-3 ACC

(14-1 Home, 8-2 Away, 5-4 Neutral)

NOVEMBER (AP rankings)

6	Radford (19/-)	W, 86-70	ACCN
12	Lehigh (19/-)	W, 90-68	ACCN
17	UC Riverside (20/-)	W, 77-52	ACCN
22	% vs. Northern Iowa (14/-)	W, 91-69	ESPN
23	% vs. Villanova (14/-)	L, 81-83 (ot)	ESPN
24	% vs. Arkansas (14/20)	W, 87-72	ESPN2
29	# Tennessee (17/10)	W, 100-92	ESPN

DECEMBER

2	Florida State (17/-)	W, 78-70	ACCN
5	@ vs. Connecticut (10/5)	L, 76-87	ESPN
16	! vs. Kentucky (9/14)	L, 83-87	CBS
20	& vs. Oklahoma (11/7)	W, 81-69	ESPN
29	Charleston Southern (9/-)	W, 105-60	ACCN

JANUARY

2	at Pittsburgh (8/-)	W, 70-57	ESPN
6	at Clemson (8/16)	W, 65-55	ESPN2
10	at NC State (7/-)	W, 67-54	ESPN
13	Syracuse (7/-)	W, 103-67	ESPN
17	Louisville (4/-)	W, 86-70	ACCN
20	at Boston College (4/-)	W, 76-66	The CW
22	Wake Forest (3/-)	W, 85-64	ESPN
27	at Florida State (3/-)	W, 75-68	ESPN
30	at Georgia Tech (3/-)	L, 73-74	ESPN

FEBRUARY

3	Duke (3/7)	W, 93-84	ESPN
6	Clemson (3/-)	L, 76-80	ESPN
10	at Miami (3/-)	W, 75-72	ESPN
13	at Syracuse (7/-)	L, 79-86	ESPN
17	Virginia Tech (7/-)	W, 96-81	ACCN
24	at Virginia (10/-)	W, 54-44	ESPN
26	Miami (9/-)	W, 75-71	ESPN

MARCH

2	NC State (9/-)	W, 79-70	ESPN
5	Notre Dame (7/-)	W, 84-51	ACCN
9	at Duke (7/9)	W, 84-79	ESPN
14	* vs. Florida State (4/-)	W, 92-67	ESPN
15	* vs. Pittsburgh (4/-)	W, 72-65	ESPN
16	* vs. NC State (4/-)	L, 76-84	ESPN
21	^ NCAA 1st Rd vs. Wagner (5/-)	2:45 p.m.	CBS

SITE/SPECIAL EVENT KEY

% Battle 4 Atlantis, Paradise Island, Bahamas
 # ACC-SEC Challenge, Chapel Hill
 @ Jimmy V Classic, New York, N.Y.
 ! CBS Sports Classic, Atlanta, Ga.
 & Jumpman Invitational, Charlotte, N.C.
 * ACC Tournament, Washington, D.C.
 ^ NCAA West Region 1st Round, Charlotte, N.C.

All Times Eastern

MEDIA SCHEDULE IN CHARLOTTE

Wednesday, March 20

11:50 a.m. to 12:05 p.m.

Select players in the interview room
locker room open

12:05 p.m. to 12:20 p.m.

Head Coach Hubert Davis in the interview room
locker room open

12:30 to 1:10 p.m.

open practice

7 NATIONAL CHAMPIONSHIPS: NCAA 1957, 1982, 1993, 2005, 2009, 2017; Helms 1924
21 FINAL FOURS



53 NCAA TOURNAMENT APPEARANCES
33 ACC REGULAR-SEASON CHAMPIONSHIPS
18 ACC TOURNAMENT CHAMPIONSHIPS
38 ASSOCIATED PRESS FINAL TOP-10 RANKINGS



GAME 35 – NCAA WEST REGION FIRST ROUND
2:45 p.m., Thursday, March 21, 2024, vs. Wagner
Spectrum Center, Charlotte, N.C.
CBS (Brian Anderson, Jim Jackson, Allie LaForce)
Westwood One Radio (Jason Benetti, Casey Jacobsen)

- UNC is 27-7 and No. 1 seed in the West Region.
- The Tar Heels play Wagner (17-15) in the first round at Spectrum Center in Charlotte on Thursday, March 21, at 2:45 p.m. Wagner defeated Howard, 71-68, Tuesday in Dayton in the First Four.
- Carolina is playing a Northeast Conference team for the first time since beating St. Francis (Pa.) in Chapel Hill on 11/19/2018. UNC has played two other NEC teams (Sacred Heart and LIU) in the Spectrum Center, including LIU in the 2011 NCAA Tournament.
- Carolina won its unprecedented 33rd regular-season ACC title (22nd outright) with a 17-3 record, two games ahead of Duke.
- The 17 wins tied Virginia (17-1 in 2017-18) for the most in a season in ACC history and were the most since the league went to a 20-game schedule in 2019-20.
- UNC defeated Florida State and Pittsburgh to advance to the ACC Tournament championship game, where the Tar Heels lost to NC State, 84-76, on March 16.
- UNC played in the ACC championship game for a record 36th time.
- The Tar Heels are ranked No. 4 on the NCAA seed list and No. 5 in the Associated Press and USA Today/Coaches polls.
- Five is the highest Carolina has entered the NCAA Tournament in the AP poll since 2019, when the Tar Heels were No. 3 in the final AP Poll (which up until this year was the final AP poll).

TAR HEELS IN THE NCAA TOURNAMENT

- This is Carolina's 53rd NCAA Tournament appearance, second most all-time. The Tar Heels are 131-49 all-time in the NCAA Tournament.
- Carolina has the most wins in NCAA Tournament history (131), most Final Fours (21), second-highest winning percentage (.728), second-most games (180) and third-most NCAA titles (6).
- The Tar Heels won NCAA titles in 1957, 1982, 1993, 2005, 2009 and 2017.
- Carolina played in the national championship game six other times (1946, 1968, 1977, 1981, 2016 and 2022).
- This is Carolina's 18th time as a No. 1 seed, the most in NCAA Tournament history.
- Carolina's No. 1 seeds include 1979, 1982, 1984, 1987, 1991, 1993, 1994, 1997, 1998, 2005, 2007, 2008, 2009, 2012, 2016, 2017, 2019 and 2024.
- Carolina advanced to the Final Four as a No. 1 seed 10 times (1982, 1991, 1993, 1997, 1998, 2005, 2008, 2009, 2016 and 2017) and won NCAA titles as a No. 1 seed in 1982, 1993, 2005, 2009 and 2017.
- The Tar Heels advanced to the Final Four out of the West Region in 1981.
- This is the eighth time UNC will play in the West Region: 1978, 1981 (2 seed), 1986 (3 seed), 1988 (2 seed), 1999 (3 seed), 2015 (4 seed), 2018 (2 seed), 2024 (1 seed).
- Carolina is 32-2 in the round of 64.

PROJECTED/LAST GAME STARTERS



Elliot Cadeau
No. 2
Freshman/Guard
W. Orange, N.J.

7.6 ppg
4.2 apg
142/62 TO



Cormac Ryan
No. 3
Grad/Guard
New York, N.Y.

11.32ppg
career-high
66 3FGs



RJ Davis
No. 4
Senior/Guard
White Plains, N.Y.

ACC Player of the Year,
UNC-record 106
3FGs



Armando Bacot
No. 5
Grad/F/C
Richmond, Va.

14.1 ppg, 10.2 rpg
UNC's all-time
leader rebounds,
double-doubles



Harrison Ingram
No. 55
Junior/Forward
Dallas, Texas

12.1 ppg
9.0 rpg
led ACC in
rebounding
in ACC play (10.9)



NCAA TOURNAMENT RESULTS



YEAR	DATE	ROUND	OPPONENT (Seeds)	W/L	SCORE	SITE	ARENA
Head Coach: Bill Lange (NCAA Tournament Record at UNC-- 0-2)							
1941	March 21	East Semifinal (Final 8)	Pittsburgh	L	20-26	Madison, Wis.	Wisconsin Field House
1941	March 22	East Consolation	Dartmouth	L	59-60	Madison, Wis.	Wisconsin Field House
Head Coach: Ben Carnevale (NCAA Tournament Record at UNC-- 2-1)							
1946	March 21	East Semifinal (Final 8)	NYU	W	57-49	New York, N.Y.	Madison Square Garden
1946	March 23	FF- East Final (Final 4)	Ohio State	W (OT)	60-57	New York, N.Y.	Madison Square Garden
1946	March 26	FF- National Championship	Oklahoma A&M (State)	L	40-43	New York, N.Y.	Madison Square Garden
Head Coach: Frank McGuire (NCAA Tournament record at UNC-- 5-1)							
1957	March 12	East First	Yale	W	90-74	New York, N.Y.	Madison Square Garden
1957	March 15	East Semifinal	Canisius	W	87-75	Philadelphia, Pa.	Palestra
1957	March 16	East Final	Syracuse	W	67-58	Philadelphia, Pa.	Palestra
1957	March 22	FF- National Semifinal	Michigan State	W (3 OT)	74-70	Kansas City, Mo.	Municipal Auditorium
1957	March 23	FF- National Championship	Kansas	W (3 OT)	54-53	Kansas City, Mo.	Municipal Auditorium
1959	March 10	East First Round	Navy	L	63-76	New York, N.Y.	Madison Square Garden
Head Coach: Dean Smith (NCAA Tournament Record at UNC-- 65-27)							
1967	March 17	East Semifinal	Princeton	W (OT)	78-70	College Park, Md.	Cole Field House
1967	March 18	East Final	Boston College	W	96-80	College Park, Md.	Cole Field House
1967	March 24	FF- National Semifinal	Dayton	L	62-76	Louisville, Ky.	Freedom Hall
1967	March 25	FF- National Consolation	Houston	L	62-84	Louisville, Ky.	Freedom Hall
1968	March 15	East Semifinal	St. Bonaventure	W	91-72	Raleigh, N.C.	Reynolds Coliseum
1968	March 16	East Final	Davidson	W	70-66	Raleigh, N.C.	Reynolds Coliseum
1968	March 22	FF- National Semifinal	Ohio State	W	80-66	Los Angeles, Calif.	Sports Arena
1968	March 23	FF- National Championship	UCLA	L	55-78	Los Angeles, Calif.	Sports Arena
1969	March 13	East Semifinal	Duquesne	W	79-78	College Park, Md.	Cole Field House
1969	March 15	East Final	Davidson	W	87-85	College Park, Md.	Cole Field House
1969	March 20	FF- National Semifinal	Purdue	L	65-92	Louisville, Ky.	Freedom Hall
1969	March 22	FF- National Consolation	Drake	L	84-104	Louisville, Ky.	Freedom Hall
1972	March 16	East Semifinal	South Carolina	W	92-69	Morgantown, W. Va.	WVU Coliseum
1972	March 18	East Final	Penn	W	73-59	Morgantown, W. Va.	WVU Coliseum
1972	March 23	FF- National Semifinal	Florida State	L	75-79	Los Angeles, Calif.	Sports Arena
1972	March 25	FF- National Consolation	Louisville	W	105-91	Los Angeles, Calif.	Sports Arena
1975	March 15	East First	New Mexico State	W	93-69	Charlotte, N.C.	Charlotte Coliseum
1975	March 20	East Semifinal	Syracuse	L	76-78	Providence, R.I.	Providence Civic Center
1975	March 22	East Consolation	Boston College	W	110-90	Providence, R.I.	Providence Civic Center
1976	March 13	Midwest First	Alabama	L	64-79	Dayton, Ohio	Univ. of Dayton Arena
1977	March 12	East First	Purdue	W	69-66	Raleigh, N.C.	Reynolds Coliseum
1977	March 17	East Semifinal	Notre Dame	W	79-77	College Park, Md.	Cole Field House
1977	March 19	East Final	Kentucky	W	79-72	College Park, Md.	Cole Field House
1977	March 26	FF- National Semifinal	UNLV	W	84-83	Atlanta, Ga.	Omni
1977	March 28	FF- National Championship	Marquette	L	59-67	Atlanta, Ga.	Omni
1978	March 11	West First	San Francisco	L	64-68	Tempe, Ariz.	Univ. Activities Center
1979	March 11	East Second	Penn (1/9)	L	71-72	Raleigh, N.C.	Reynolds Coliseum
1980	March 9	Midwest Second	Texas A&M (3/6)	L (2 OT)	61-78	Denton, Texas	NTSU Coliseum
1981	March 15	West Second	Pittsburgh (2/10)	W	74-57	El Paso, Texas	Special Events Center
1981	March 19	West Semifinal	Utah (2/3)	W	61-56	Salt Lake City, Utah	Special Events Center
1981	March 21	West Final	Kansas State (2/8)	W	82-68	Salt Lake City, Utah	Special Events Center
1981	March 28	FF- National Semifinal	Virginia (2/1)	W	78-65	Philadelphia, Pa.	Spectrum
1981	March 30	FF- National Championship	Indiana (2/3)	L	50-63	Philadelphia, Pa.	Spectrum
1982	March 13	East Second	James Madison (1/9)	W	52-50	Charlotte, N.C.	Charlotte Coliseum
1982	March 19	East Semifinal	Alabama (1/4)	W	74-69	Raleigh, N.C.	Reynolds Coliseum
1982	March 21	East Final	Villanova (1/3)	W	70-60	Raleigh, N.C.	Reynolds Coliseum
1982	March 27	FF- National Semifinal	Houston (1/6)	W	68-63	New Orleans, La.	Superdome
1982	March 29	FF- National Championship	Georgetown (1/1)	W	63-62	New Orleans, La.	Superdome
1983	March 19	East Second	James Madison (2/10)	W	68-49	Greensboro, N.C.	Greensboro Coliseum
1983	March 25	East Semifinal	Ohio State (2/3)	W	64-51	Syracuse, N.Y.	Carrier Dome
1983	March 27	East Final	Georgia (2/4)	L	77-82	Syracuse, N.Y.	Carrier Dome
1984	March 17	East Second	Temple (1/8)	W	77-66	Charlotte, N.C.	Charlotte Coliseum
1984	March 22	East Semifinal	Indiana (1/4)	L	68-72	Atlanta, Ga.	Omni
1985	March 14	Southeast First	Middle Tennessee State (2/15)	W	76-57	South Bend, Ind.	Joyce Athletic Center
1985	March 16	Southeast Second	Notre Dame (2/7)	W	60-58	South Bend, Ind.	Joyce Athletic Center
1985	March 22	Southeast Semifinal	Auburn (2/11)	W	62-56	Birmingham, Ala.	Jefferson Coliseum
1985	March 24	Southeast Final	Villanova (2/8)	L	44-56	Birmingham, Ala.	Jefferson Coliseum
1986	March 13	West First	Utah (3/14)	W	84-72	Ogden, Utah	Dee Events Center
1986	March 15	West Second	Alabama-Birmingham (3/6)	W	77-59	Ogden, Utah	Dee Events Center
1986	March 20	West Semifinal	Louisville (3/2)	L	79-94	Houston, Texas	Summit
1987	March 12	East First	Penn (1/16)	W	113-82	Charlotte, N.C.	Charlotte Coliseum
1987	March 14	East Second	Michigan (1/9)	W	109-97	Charlotte, N.C.	Charlotte Coliseum
1987	March 19	East Semifinal	Notre Dame (1/5)	W	74-68	East Rutherford, N.J.	Meadowlands
1987	March 21	East Final	Syracuse (1/2)	L	75-79	East Rutherford, N.J.	Meadowlands
1988	March 17	West First	North Texas State (2/15)	W	83-65	Salt Lake City, Utah	Huntsman Center
1988	March 19	West Second	Loyola Marymount (2/10)	W	123-97	Salt Lake City, Utah	Huntsman Center
1988	March 25	West Semifinal	Michigan (2/3)	W	78-69	Seattle, Wash.	Kingdome
1988	March 27	West Final	Arizona (2/1)	L	52-70	Seattle, Wash.	Kingdome
1989	March 17	Southeast First	Southern (2/15)	W	93-79	Atlanta, Ga.	Omni
1989	March 19	Southeast Second	UCLA (2/7)	W	88-81	Atlanta, Ga.	Omni
1989	March 23	Southeast Semifinal	Michigan (2/3)	L	87-92	Lexington, Ky.	Rupp Arena

YEAR	DATE	ROUND	OPPONENT (Seeds)	W/L	SCORE	SITE	ARENA
1990	March 15	Midwest First	SW Missouri State (8/9)	W	83-70	Austin, Texas	Erwin Center
1990	March 17	Midwest Second	Oklahoma (8/1)	W	79-77	Austin, Texas	Erwin Center
1990	March 22	Midwest Semifinal	Arkansas (8/4)	L	73-96	Dallas, Texas	Reunion Arena
1991	March 15	East First	Northeastern (1/16)	W	101-66	Syracuse, N.Y.	Carrier Dome
1991	March 17	East Second	Villanova (1/9)	W	84-69	Syracuse, N.Y.	Carrier Dome
1991	March 22	East Semifinal	Eastern Michigan (1/12)	W	93-67	East Rutherford, N.J.	Meadowlands
1991	March 24	East Final	Temple (1/10)	W	75-72	East Rutherford, N.J.	Meadowlands
1991	March 30	FF- National Semifinal	Kansas (1/3)	L	73-79	Indianapolis, Ind.	Hoosier Dome
1992	March 19	Southeast First	Miami (Ohio) (4/13)	W	68-63	Cincinnati, Ohio	Riverfront Coliseum
1992	March 21	Southeast Second	Alabama (4/5)	W	64-55	Cincinnati, Ohio	Riverfront Coliseum
1992	March 27	Southeast Semifinal	Ohio State (4/1)	L	73-80	Lexington, Ky.	Rupp Arena
1993	March 18	East First	East Carolina (1/16)	W	85-65	Winston-Salem, N.C.	Joel Coliseum
1993	March 20	East Second	Rhode Island (1/8)	W	112-67	Winston-Salem, N.C.	Joel Coliseum
1993	March 26	East Semifinal	Arkansas (1/4)	W	80-74	East Rutherford, N.J.	Meadowlands
1993	March 28	East Final	Cincinnati (1/2)	W (OT)	75-68	East Rutherford, N.J.	Meadowlands
1993	April 3	FF- National Semifinal	Kansas (1/2)	W	78-68	New Orleans, La.	Superdome
1993	April 5	FF- National Championship	Michigan (1/1)	W	77-71	New Orleans, La.	Superdome
1994	March 18	East First	Liberty (1/16)	W	71-51	Landover, Md.	US Air Arena
1994	March 20	East Second	Boston College (1/9)	L	72-75	Landover, Md.	US Air Arena
1995	March 17	Southeast First	Murray State (2/15)	W	80-70	Tallahassee, Fla.	Leon County CC
1995	March 19	Southeast Second	Iowa State (2/7)	W	73-51	Tallahassee, Fla.	Leon County CC
1995	March 23	Southeast Semifinal	Georgetown (2/6)	W	74-64	Birmingham, Ala.	Jefferson Civic Center
1995	March 25	Southeast Final	Kentucky (2/1)	W	74-61	Birmingham, Ala.	Jefferson Civic Center
1995	April 1	FF- National Semifinal	Arkansas (2/2)	L	68-75	Seattle, Wash.	Kingdome
1996	March 15	East First	New Orleans (6/11)	W	83-62	Richmond, Va.	Richmond Coliseum
1996	March 17	East Second	Texas Tech (6/3)	L	73-92	Richmond, Va.	Richmond Coliseum
1997	March 13	East First	Fairfield (1/16)	W	82-74	Winston-Salem, N.C.	Joel Coliseum
1997	March 15	East Second	Colorado (1/9)	W	73-56	Winston-Salem, N.C.	Joel Coliseum
1997	March 21	East Semifinal	California (1/5)	W	63-57	Syracuse, N.Y.	Carrier Dome
1997	March 23	East Final	Louisville (1/6)	W	97-74	Syracuse, N.Y.	Carrier Dome
1997	March 29	FF- National Semifinal	Arizona (1/4)	L	58-66	Indianapolis, Ind.	RCA Dome
Head Coach: Bill Guthridge (NCAA Tournament Record at UNC-- 8-3)							
1998	March 12	East First	Navy (1/16)	W	88-52	Hartford, Conn.	Hartford Civic Center
1998	March 14	East Second	UNC Charlotte (1/8)	W (OT)	93-83	Hartford, Conn.	Hartford Civic Center
1998	March 19	East Semifinal	Michigan State (1/4)	W	73-58	Greensboro, N.C.	Greensboro Coliseum
1998	March 21	East Final	Connecticut (1/2)	W	75-64	Greensboro, N.C.	Greensboro Coliseum
1998	March 28	FF- National Semifinal	Utah (1/2)	L	59-66	San Antonio, Texas	Alamodome
1999	March 11	West First	Weber State (3/14)	L	74-76	Seattle, Wash.	Key Arena
2000	March 17	South First	Missouri (8/9)	W	84-70	Birmingham, Ala.	Jefferson Civic Center
2000	March 19	South Second	Stanford (8/1)	W	60-53	Birmingham, Ala.	Jefferson Civic Center
2000	March 24	South Semifinal	Tennessee (8/4)	W	74-69	Austin, Texas	Erwin Center
2000	March 26	South Final	Tulsa (8/7)	W	59-55	Austin, Texas	Erwin Center
2000	April 3	FF- National Semifinal	Florida (8/5)	L	59-71	Indianapolis, Ind.	RCA Dome
Head Coach: Matt Doherty (NCAA Tournament Record at UNC-- 1-1)							
2001	March 16	South First	Princeton (2/15)	W	70-48	New Orleans, La.	Superdome
2001	March 18	South Second	Penn State (2/7)	L	74-82	New Orleans, La.	Superdome
Head Coach: Roy Williams (NCAA Tournament Record at UNC-- 45-13)							
2004	March 18	South First	Air Force (6/11)	W	63-52	Denver, Colo.	Pepsi Center
2004	March 20	South Second	Texas (6/3)	L	75-78	Denver, Colo.	Pepsi Center
2005	March 18	East First	Oakland (Mich.) (1/16)	W	96-68	Charlotte, N.C.	Charlotte Coliseum
2005	March 20	East Second	Iowa State (1/8)	W	92-65	Charlotte, N.C.	Charlotte Coliseum
2005	March 25	East Semifinal	Villanova (1/5)	W	67-66	Syracuse, N.Y.	Carrier Dome
2005	March 27	East Final	Wisconsin (1/6)	W	88-82	Syracuse, N.Y.	Carrier Dome
2005	April 2	FF- National Semifinal	Michigan State (1/5)	W	87-71	St. Louis, Mo.	Edward Jones Dome
2005	April 4	FF- National Championship	Illinois (1/1)	W	75-70	St. Louis, Mo.	Edward Jones Dome
2006	March 17	East First	Murray State (3/14)	W	69-65	Dayton, Ohio	Univ. of Dayton Arena
2006	March 19	East Second	George Mason (3/11)	L	60-65	Dayton, Ohio	Univ. of Dayton Arena
2007	March 15	East First	Eastern Kentucky (1/16)	W	86-65	Winston-Salem, N.C.	Joel Coliseum
2007	March 17	East Second	Michigan State (1/9)	W	81-67	Winston-Salem, N.C.	Joel Coliseum
2007	March 23	East Semifinal	Southern California (1/5)	W	74-64	East Rutherford, N.J.	Meadowlands
2007	March 25	East Final	Georgetown (1/2)	L (OT)	84-96	East Rutherford, N.J.	Meadowlands
2008	March 21	East First	Mount St. Mary's (1/16)	W	113-74	Raleigh, N.C.	RBC Center
2008	March 23	East Second	Arkansas (1/9)	W	108-77	Raleigh, N.C.	RBC Center
2008	March 27	East Semifinal	Washington State (1/4)	W	68-47	Charlotte, N.C.	Bobcats Arena
2008	March 29	East Final	Louisville (1/3)	W	83-73	Charlotte, N.C.	Bobcats Arena
2008	April 5	FF- National Semifinal	Kansas (1/1)	L	66-84	San Antonio, Texas	Alamodome
2009	March 19	South First	Radford (1/16)	W	101-58	Greensboro, N.C.	Greensboro Coliseum
2009	March 21	South Second	LSU (1/8)	W	84-70	Greensboro, N.C.	Greensboro Coliseum
2009	March 27	South Semifinal	Gonzaga (1/4)	W	98-77	Memphis, Tenn.	FedExForum
2009	March 29	South Final	Oklahoma (1/2)	W	72-60	Memphis, Tenn.	FedExForum
2009	April 4	FF- National Semifinal	Villanova (1/3)	W	83-69	Detroit, Mich.	Ford Field
2009	April 6	FF-National Championship	Michigan State (1/2)	W	89-72	Detroit, Mich.	Ford Field
2011	March 18	East First	Long Island University (2/15)	W	102-87	Charlotte, N.C.	Time Warner Cable Arena
2011	March 20	East Second	Washington (2/7)	W	86-83	Charlotte, N.C.	Time Warner Cable Arena
2011	March 25	East Semifinal	Marquette (2/11)	W	81-63	Newark, N.J.	Prudential Center
2011	March 27	East Final	Kentucky (2/4)	L	69-76	Newark, N.J.	Prudential Center
2012	March 16	Midwest First	Vermont (1/16)	W	77-58	Greensboro, N.C.	Greensboro Coliseum
2012	March 18	Midwest Second	Creighton (1/8)	W	87-73	Greensboro, N.C.	Greensboro Coliseum
2012	March 23	Midwest Semifinal	Ohio (1/13)	W (OT)	73-65	St. Louis, Mo.	Edward Jones Dome
2012	March 25	Midwest Final	Kansas (1/2)	L	67-80	St. Louis, Mo.	Edward Jones Dome
2013	March 22	South First	Villanova (8/9)	W	78-71	Kansas City, Mo.	Sprint Center
2013	March 24	South Second	Kansas (8/1)	L	58-70	Kansas City, Mo.	Sprint Center

YEAR	DATE	ROUND	OPPONENT (Seeds)	W/L	SCORE	SITE	ARENA
2014	March 21	East First	Providence (6/11)	W	79-77	San Antonio, Texas	AT&T Center
2014	March 23	East Second	Iowa State (6/3)	L	83-85	San Antonio, Texas	AT&T Center
2015	March 19	West First	Harvard (4/13)	W	67-65	Jacksonville, Fla.	Veterans Memorial Arena
2015	March 21	West Second	Arkansas (4/5)	W	87-78	Jacksonville, Fla.	Veterans Memorial Arena
2015	March 26	West Semifinal	Wisconsin (4/1)	L	72-79	Los Angeles, Calif.	STAPLES Center
2016	March 17	East First	Florida Gulf Coast (1/16)	W	83-67	Raleigh, N.C.	PNC Arena
2016	March 19	East Second	Providence (1/9)	W	85-66	Raleigh, N.C.	PNC Arena
2016	March 25	East Semifinal	Indiana (1/5)	W	101-86	Philadelphia, Pa.	Wells Fargo Center
2016	March 27	East Final	Notre Dame (1/6)	W	88-74	Philadelphia, Pa.	Wells Fargo Center
2016	April 2	FF - National Semifinal	Syracuse (1/10)	W	83-66	Houston, Texas	NRG Stadium
2016	April 4	FF - National Championship	Villanova (1/2)	L	74-77	Houston, Texas	NRG Stadium
2017	March 17	South First	Texas Southern (1/16)	W	103-64	Greenville, S.C.	Bon Secours Wellness Arena
2017	March 19	South Second	Arkansas (1/8)	W	72-65	Greenville, S.C.	Bon Secours Wellness Arena
2017	March 24	South Semifinal	Butler (1/4)	W	92-80	Memphis, Tenn.	FedExForum
2017	March 26	South Final	Kentucky (1/2)	W	75-73	Memphis, Tenn.	FedExForum
2017	April 1	FF - National Semifinal	Oregon (1/3)	W	77-76	Phoenix, Ariz.	University of Phoenix Stadium
2017	April 3	FF - National Championship	Gonzaga (1/2)	W	71-65	Phoenix, Ariz.	University of Phoenix Stadium
2018	March 16	West First	Lipscomb (2/15)	W	84-66	Charlotte, N.C.	Spectrum Center
2018	March 18	West Second	Texas A&M (2/7)	L	65-86	Charlotte, N.C.	Spectrum Center
2019	March 22	Midwest First	Iona (1/16)	W	88-73	Columbus, Ohio	Nationwide Arena
2019	March 24	Midwest Second	Washington (1/9)	W	81-59	Columbus, Ohio	Nationwide Arena
2019	March 29	Midwest Semifinal	Auburn (1/5)	L	80-97	Kansas City, Mo.	Sprint Center
2021	March 19	Midwest First	Wisconsin (8/9)	L	62-85	West Lafayette, Ind.	Mackey Arena
Head Coach: Hubert Davis (NCAA Tournament Record at UNC– 5-1)							
2022	March 17	East First	Marquette (8/9)	W	95-63	Fort Worth, Texas	Dickies Arena
2022	March 19	East Second	Baylor (8/1)	W (OT)	93-86	Fort Worth, Texas	Dickies Arena
2022	March 25	East Semifinal	UCLA (8/4)	W	73-66	Philadelphia, Pa.	Wells Fargo Center
2022	March 27	East Final	Saint Peter's (8/15)	W	69-49	Philadelphia, Pa.	Wells Fargo Center
2022	April 2	FF - National Semifinal	Duke (8/2)	W	81-77	New Orleans, La.	Caesars Superdome
2022	April 4	FF - National Championship	Kansas (8/1)	L	69-72	New Orleans, La.	Caesars Superdome

CAROLINA IN THE ROUND OF 64 (32-2)

YEAR	DATE	ROUND	OPPONENT (Seeds)	W/L	SCORE	SITE	ARENA
1985	March 14	Southeast First	Middle Tennessee State (2/15)	W	76-57	South Bend, Ind.	Joyce Athletic Center
1986	March 13	West First	Utah (3/14)	W	84-72	Ogden, Utah	Dee Events Center
1987	March 12	East First	Penn (1/16)	W	113-82	Charlotte, N.C.	Charlotte Coliseum
1988	March 17	West First	North Texas State (2/15)	W	83-65	Salt Lake City, Utah	Huntsman Center
1989	March 17	Southeast First	Southern (2/15)	W	93-79	Atlanta, Ga.	Omni
1990	March 15	Midwest First	SW Missouri State (8/9)	W	83-70	Austin, Texas	Erwin Center
1991	March 15	East First	Northeastern (1/16)	W	101-66	Syracuse, N.Y.	Carrier Dome
1992	March 19	Southeast First	Miami (Ohio) (4/13)	W	68-63	Cincinnati, Ohio	Riverfront Coliseum
1993	March 18	East First	East Carolina (1/16)	W	85-65	Winston-Salem, N.C.	Joel Coliseum
1994	March 18	East First	Liberty (1/16)	W	71-51	Landover, Md.	US Air Arena
1995	March 17	Southeast First	Murray State (2/15)	W	80-70	Tallahassee, Fla.	Leon County CC
1996	March 15	East First	New Orleans (6/11)	W	83-62	Richmond, Va.	Richmond Coliseum
1997	March 13	East First	Fairfield (1/16)	W	82-74	Winston-Salem, N.C.	Joel Coliseum
1998	March 12	East First	Navy (1/16)	W	88-52	Hartford, Conn.	Hartford Civic Center
1999	March 11	West First	Weber State (3/14)	L	74-76	Seattle, Wash.	Key Arena
2000	March 17	South First	Missouri (8/9)	W	84-70	Birmingham, Ala.	Jefferson Civic Center
2001	March 16	South First	Princeton (2/15)	W	70-48	New Orleans, La.	Superdome
2004	March 18	South First	Air Force (6/11)	W	63-52	Denver, Colo.	Pepsi Center
2005	March 18	East First	Oakland (Mich.) (1/16)	W	96-68	Charlotte, N.C.	Charlotte Coliseum
2006	March 17	East First	Murray State (3/14)	W	69-65	Dayton, Ohio	Univ. of Dayton Arena
2007	March 15	East First	Eastern Kentucky (1/16)	W	86-65	Winston-Salem, N.C.	Joel Coliseum
2008	March 21	East First	Mount St. Mary's (1/16)	W	113-74	Raleigh, N.C.	RBC Center
2009	March 19	South First	Radford (1/16)	W	101-58	Greensboro, N.C.	Greensboro Coliseum
2011	March 18	East First	Long Island University (2/15)	W	102-87	Charlotte, N.C.	Time Warner Cable Arena
2012	March 16	Midwest First	Vermont (1/16)	W	77-58	Greensboro, N.C.	Greensboro Coliseum
2013	March 22	South First	Villanova (8/9)	W	78-71	Kansas City, Mo.	Sprint Center
2014	March 21	East First	Providence (6/11)	W	79-77	San Antonio, Texas	AT&T Center
2015	March 19	West First	Harvard (4/13)	W	67-65	Jacksonville, Fla.	Veterans Memorial Arena
2016	March 17	East First	Florida Gulf Coast (1/16)	W	83-67	Raleigh, N.C.	PNC Arena
2017	March 17	South First	Texas Southern (1/16)	W	103-64	Greenville, S.C.	Bon Secours Wellness Arena
2018	March 16	West First	Lipscomb (2/15)	W	84-66	Charlotte, N.C.	Spectrum Center
2019	March 22	Midwest First	Iona (1/16)	W	88-73	Columbus, Ohio	Nationwide Arena
2021	March 19	Midwest First	Wisconsin (8/9)	L	62-85	West Lafayette, Ind.	Mackey Arena
2022	March 17	East First	Marquette (8/9)	W	95-63	Fort Worth, Texas	Dickies Arena



GAME 35 NOTEBOOK



TAR HEELS IN CHARLOTTE

- The Tar Heels are 166-27 all-time in Charlotte.
- That includes a 16-2 record in Spectrum Center from 2006-24.
- Carolina has played in Spectrum Center in each of the last two seasons in the Jumpman Invitational. The Tar Heels beat Michigan on 12/21/2022, and Oklahoma on 12/20/2023.
- The Tar Heels are 12-1 in the NCAA Tournament in Charlotte (1-0 in 1975, 1-0 in 1982, 1-0 in 1984, 2-0 in 1987, 2-0 in 2005, 2-0 in 2008, 2-0 in 2011 and 1-1 in 2018).
- In 2018 in the most recent NCAA Tournament in Charlotte, the No. 2 seeded Tar Heels beat Lipscomb and lost to Texas A&M.
- UNC is 34-2 in NCAA Tournament games in the state of North Carolina: 12-1 in Charlotte, 7-0 in Greensboro, 9-1 in Raleigh and 6-0 in Winston-Salem.

MORE UNC & THE NCAA TOURNAMENT

- Carolina is 5-0 all-time vs. Howard (last played on 1/2/2000 in the Smith Center) and has never played Wagner.
- Carolina is the only team to play in the Final Four and a national championship in nine straight decades (the 1940s, 1950s, 1960s, 1970s, 1980s, 1990s, 2000s, 2010s and 2020s).
- Hubert Davis is the fourth Tar Heel head coach to lead a team to a No. 1 seed (Dean Smith eight times, Roy Williams eight times, Bill Guthridge once).
- Seven Tar Heels on the current roster have played in the NCAA Tournament.
- **Armando Bacot** played in 2021 vs. Wisconsin (15 points and four rebounds) and six games in 2022, earning Most Outstanding Player honors in the East Regional and was a member of the All-Final Four team. In the 2022 NCAA Tournament Bacot:
 - averaged 15.3 points and 16.5 rebounds.
 - became the only player in NCAA Tournament history with double-doubles in all six games in one tournament.
 - set UNC single-game rebound records for regional final, national semifinal and national championship games.
 - shattered UNC's single-Tournament record for rebounds with 99 (previous was 69 in six games by Kennedy Meeks in 2017).
 - averaged 6.3 offensive rebounds.



Carolina is a No. 1 seed in the NCAA Tournament for a record 18th time. The Tar Heels won the ACC regular-season title with a 17-3 record.

- grabbed 15 or more rebounds in the last five games.
- tied the UNC record for rebounds in an NCAA Tourney game with 22 vs. Saint Peter's and became the only Tar Heel with two 20-rebound NCAA games when he had 21 vs. Duke in the national semifinals.
- his 21 rebounds vs. Duke were the most by any player in the Final Four since 2003 and were the most ever by a Tar Heel in 21 national semifinal games.
- became the 12th player in NCAA history with 21 or more rebounds in a Final Four game – the list includes Bill Russell (twice), Elvin Hayes, Lew Alcindor, Bill Walton, Elgin Baylor and Artis Gilmore.
- had 15 points and 15 rebounds in the national championship game vs. Kansas.
- **RJ Davis** played against Wisconsin in 2021 (five points) and six games in 2022.
 - Davis averaged 14.7 points over a team-high 37.7 minutes per game, had 30 assists/12 turnovers and made 29 for 31 from the free throw line in the 2022 NCAA Tournament.
 - the 30 assists and 5.0 assists per game were

TABLE OF CONTENTS

UNC's NCAA Tournament Results	2-4
Notebook	5-11
Rosters	12
Schedule	13
Record When, Statistical Comparisons	14
Historical Facts, Top 70 Scorers	15
Head Coach Hubert Davis	16-17
No. 1 Zayden High	18
No. 2 Elliot Cadeau	19
No. 3 Cormac Ryan	20-21
No. 4 RJ Davis	22-25
RJ Davis in the UNC Record Book	26
No. 5 Armando Bacot	27-29
Armando Bacot in the Record Books	30
No. 7 Seth Trimble	31
No. 8 Paxson Wojcik	32
No. 13 Jalen Washington	33
No. 24 Jae'Lyn Withers	34
No. 55 Harrison Ingram	35-36
Player Personal/Prep Info	37-38
Career Highs	39
Postgame Notes	40-53
Team Game-by-Game Stats	54
2023-24 Highs and Lows	55
Hubert Davis Highs and Lows	56
Miscellaneous Stats	57
Plus/Minus	58
Specialty Stats, Starters	59
Last Time it Happened	60-65
Last Time UNC in NCAA Tournament	66
Last Time Opponents in NCAA Tournament	67
Carolina History By The Numbers	68-69
AP Poll Notes	70
2023-24 Stats	71
2023-24 ACC Regular-Season Stats	72
2024 ACC Tournament Stats	73
TV/Photo Roster	74

ALL-TIME RECORDS/RANKINGS

Seasons: 114
 All-Time: 2370-859 (.734)
 ACC Regular-Season: 758-313 (.708)
 All-Time Home: 1,051-198 (.841)
 Dean E. Smith Center: 477-87 (.846)
 Smith Center ACC: 249-69 (.783)
 Smith Center Non-Conference: 228-18 (.927)

	National Rank	Total
Wins	3rd	2,370
Winning Percentage	2nd	.734
NCAA Tournament Titles	3rd	6
Final Fours	1st	21
NCAA Tournaments	2nd	53
NCAA Tournament No. 1 Seeds	1st	18
NCAA Tournament Games	2nd	180
NCAA Tournament Wins	2nd	131
NCAA Tournament Win Pct.	2nd	.728
ACC Regular-Season Titles	1st	33
ACC Regular-Season Wins	1st	758
ACC Tournament Titles	2nd	18
ACC Tournament Finals	1st	36
ACC Tournament Wins	2nd	108
NBA First-Round Draft Picks	3rd	54
NBA Draft Picks	3rd	118
1,000-Point Scorers	1st	81
Olympic Gold Medalists	1st	10

UNC SPORTS INFORMATION/MEDIA RELATIONS

Senior Associate AD for Sports Information and Media Relations
 (contact for Hubert Davis) Steve Kirschner
 Direct Office Phone: (919) 962-7258
 Cell Phone: (919) 475-2695
 Email: stevekirschner@unc.edu

Director of Website Management/Media Relations
 (contact for player interviews) Matt Bowers
 Cell Phone: (919) 619-7021
 Email: mattbowers@unc.edu

Office Location
 Woody Durham Media & Communications Center
 2nd Floor, 380 Skipper Bowles Drive
 Web Site: GoHeels.com
 Carolina Basketball X (Twitter): @UNC_Basketball
 Stats and Notes X (Twitter): @UNCMBBStats
 Instagram: UNC_Basketball, YouTube: @GoHeels



To access the media central landing page on GoHeels.com

NCAA CHAMPIONSHIPS

UCLA (1964-65-67-68-69-70-71-72-73-75-95)	11
Kentucky (1948-49-51-58-78-96-98-2012)	8
North Carolina (1957-82-93-2005-09-17)	6
Connecticut (1999-2004-11-14-23)	5
Indiana (1940-53-76-81-87)	5
Duke (1991-92-2001-10-15)	5
Kansas (1952-88-2008-22)	4
Villanova (1985-2016-18)	3
Cincinnati (1961-62)	2
Florida (2006-07)	2
Louisville (1980-86)	2
Michigan State (1979-2000)	2
NC State (1974-83)	2
Oklahoma State (1945-46)	2
San Francisco (1955-56)	2

FINAL FOURS

North Carolina	21
UCLA	18
Kentucky	17
Duke	17
Kansas	16

APPEARANCES

Team	No.
Kentucky	61
North Carolina	53
Kansas	52
UCLA	50
Duke	46

MOST NO. 1 SEEDS

North Carolina	18
Kansas	16
Duke	14
Kentucky	12
Arizona	7
Virginia	7

TOURNAMENT GAMES

Team	No.
Kentucky	184
North Carolina	180
Kansas	165
Duke	159
UCLA	153

TOURNAMENT WINS

Team	No.
North Carolina	131
Kentucky	130
Duke	119
Kansas	116
UCLA	110

TOURNAMENT WIN PERCENTAGE

Team	No.
Duke (119-40)	.748
North Carolina (131-49)	.728
UCLA (110-43)	.719
Kentucky (130-54)	.707
Kansas (116-49)	.703



ARMANDO BACOT was the Most Outstanding Player in the 2022 NCAA East Regional. He was the first player ever with six double-doubles in one NCAA Tournament.

the second most by a Tar Heel in a six-game NCAA Tournament series.
 – played the entire 45 minutes vs. Baylor and 40 in the title game vs. Kansas.
 – career-high 12 rebounds (six offensive) and first career double-double with 15 points in the national championship game vs. Kansas.
 – scored 14 of his 18 points in the first half and had four assists and just one turnover in the national semifinal win over Duke.
 – then-career-high 30 points, six assists and five rebounds vs. defending champion Baylor in the second round.
 – career-high 12 assists and only one turnover in first round win over Marquette.

- **Cormac Ryan** played in three NCAA Tournament games for Notre Dame in 2021.
 – Ryan scored a then-career-high 29 points, most ever by a Mike Brey-coached player in an NCAA Tournament game, in a first-round win over No. 6-seed Alabama.
 – he made a career-best 10 of 13 from the floor vs. the Tide, including 7 of 9 from three.
 – the seven three-pointers are the NCAA Tournament-record by a Notre Dame player.
 – scored 16 points in a career-high 46 minutes in double-overtime win over Rutgers in the NCAA First Four.
 – Ryan made three steals vs. Rutgers, one of which led to him scoring to gave the Irish the lead in the first overtime.

- **Duwe Farris** played vs. Wisconsin 2021 and Marquette in 2022, **Paxson Wojcik** played in one game for Loyola Chicago in the 2021 NCAA Tournament, **Creighton Lebo** played vs. Marquette in 2022 and **James Okonkwo** had six rebounds for West Virginia vs. Maryland in 2023.
- All six members of the UNC coaching staff had playing experience in the NCAA Tournament, combining for 70 games and 718 points.
- Head coach Hubert Davis averaged 13.6 points in 12 games, including 25 points in the 1991 Final Four vs. Kansas. He earned All-East Regional honors in 1991.
- Sean May averaged 15.9 points in eight games. He was the Most Outstanding Player in

RECORDS VS. 2023-24 OPPONENTS

Arkansas	8-3
Boston College	23-6
UC Riverside	1-0
Charleston Southern	1-0
Clemson	136-24
Connecticut	5-2
Duke	145-117
Florida State	56-16
Georgia Tech	72-28
Kentucky	25-18
Lehigh	2-0
Louisville	20-7
Miami	28-10
NC State	166-81
Northern Iowa	3-1
Notre Dame	30-9
Oklahoma	4-0
Pittsburgh	16-8
Radford	3-0
Syracuse	17-7
Tennessee	11-2
Villanova	11-6
Virginia	135-62
Virginia Tech	73-17
Wagner	0-0
Wake Forest	165-69

both the East Regional and Final Four in 2005, when he led UNC to a national championship. May had 26 points and 10 rebounds in the title game vs. No. 1-ranked Illinois.

- Jeff Lebo averaged 11.1 points in 14 games and played in regional finals in 1987 and 1988.
- Pat Sullivan played in 19 games, more than any other Tar Heel player in NCAA Tournament history and was a member of the 1993 NCAA champions. He played in 16 NCAA Tournament wins, also the most by any Tar Heel.
- Marcus Paige holds the UNC record for most three-pointers in NCAA play with 39. He averaged 15.2 points in 13 games. He earned All-East Regional honors in 2016 after scoring 21 points with six assists in the Sweet 16 win over Indiana and had a game-high 21 points in the national championship game vs. Villanova.
- Brad Frederick was a member of two Final Four teams in 1997 and 1998.

2023-24 GENERAL

- Carolina has won 27 games, extending its NCAA-record number of 25-win seasons to 41. It is the 64th season with 20 or more wins.
- The Tar Heels are 7-4 vs. teams in the 2024 NCAA Tournament (2-0 vs. Duke, 2-1 vs. NC State, 1-0 vs. Tennessee and Virginia, 1-1 vs. Clemson and 0-1 vs. UConn and Kentucky).
- Hubert Davis has 76 wins in three seasons, the second-most wins by a Carolina head coach in his first three seasons (Bill Guthridge won 80 from 1997-2000).
- Davis and Guthridge are the only Tar Heel head coaches to win 20 or more games in each of their first three seasons.
- The Tar Heels are 6-2 against AP-ranked opponents this season with wins over No. 20 Arkansas, No. 10 Tennessee, No. 7 Oklahoma, No. 16 Clemson, No. 7 Duke and No. 9 Duke (rankings when UNC played those teams).
- The Tar Heels lead the ACC in rebounding, offensive rebounds and rebound margin.
- Carolina has outrebounded its opponents in 23

straight games (+226), which include 19 wins.

- Carolina led by double digits 19 times in 23 ACC games (regular season and Tournament).
- The Tar Heels secured at least a share of the ACC regular-season championship with an 84-51 win over Notre Dame on March 5 and won the title outright with an 84-79 victory at Duke four nights later.
- The title is Carolina's 33rd regular-season championship in 71 seasons of ACC Basketball. That is the most regular-season titles in ACC history. Duke is second with 20.
- Including seven Southern Conference first-place finishes, this is Carolina's 40th regular-season conference championship. UNC has the third-most in college basketball history behind Kansas (64) and Kentucky (54).

ACC REGULAR-SEASON CHAMPIONSHIPS

33	UNC
20	Duke
11	Virginia
7	NC State
5	Maryland
4	Wake Forest
2	Georgia Tech, Miami
1	Clemson, Florida State, South Carolina

- Carolina's 75-68 win at Florida State on January 27 was UNC's 750th regular-season ACC win, becoming the first program to win 750.
- Carolina won 17 regular-season ACC games for the first time since the league went to an 18-game slate in 2012-13 and 20 games in 2019-20. UNC's previous high for wins was in 2018-19, when it went 16-2 to tie Virginia for the title.
- UNC is the second team to win 17 ACC regular-season games in one year. Since the league went to 18- and then 20-game schedules, Virginia (17-1 in 2017-18) is the only other team to win 17 games.
- Carolina's previous best 20-game ACC record was 15-5 in 2021-22, Hubert Davis' first season as head coach.
- Carolina went 8-2 this season on the road (all in ACC play).
- The Tar Heels were one of five teams in the ACC, Big East, Big Ten, Big 12, Pac 12 and



HARRISON INGRAM earned third-team All-ACC honors after leading the league in rebounding in conference play.

- SEC with eight or more road wins (UNC, UConn, Creighton, South Carolina and Tennessee).
- UNC's road winning percentage (.800) was the highest among teams in the ACC, Big East, Big Ten, Big 12, Pac 12 and SEC.
- From January 6-22, Carolina won seven straight ACC games by double digits, most since winning 10 straight in 1992-93. UNC had 10 double-digit nine wins in its 17 ACC wins and had a scoring margin of 10.5 in league play, the highest in the conference.
- Carolina has six players who have started 50 or more college games (165 by Armando Bacot, 118 by Cormac Ryan, 115 by RJ Davis, 95 by Harrison Ingram, 67 by Jae'Lyn Withers and 58 by Paxson Wojcik).
- The lineup UNC started in the ACC Tournament has started the last 26 games (other than Senior Night vs. Notre Dame, when the three senior walk-ons joined Bacot and Davis in the starting lineup). Elliott Cadeau, Ryan, Davis, Ingram and Bacot have a combined 521 career starts.
- The Tar Heels went 6-1 in November, 3-2 in December, 8-1 in January, 5-2 in February and 5-1 thus far in March.

MILESTONE WATCH

- Armando Bacot broke the ACC games played record in his final home contest on March 5 vs. Notre Dame, passing the 161-game mark set by Virginia's Kihei Clark from 2018-23 (the NCAA record is 178 by Iowa's Jordan Bohannon).
- The first round of the NCAA Tournament will be Bacot's 167th game and 166th start. Bacot has started more games than any other player in ACC history has played.
- Bacot has scored 2,290 points, tying Phil Ford for the second most all-time by a Tar Heel.
- Bacot and Ford have 12th-most points in ACC history ... Bacot needs one to pass Ford, 21 to pass NC State's David Thompson (2,310) for 11th and 28 to pass Virginia's Jeff Lamp (2,317) for 10th.
- Bacot has 1,681 rebounds, most by a Tar Heel, second most in ACC history and ninth in NCAA history ... needs eight rebounds to pass Alabama's Jerry Harper (1,688) for eighth.
- Bacot is second in ACC history and fourth in NCAA history with 85 double-doubles ... Tim Duncan leads the ACC with 87 ... Morehead State's Kenneth Faried is third in NCAA history with 86.
- RJ Davis has made 267 three-pointers, the second most all-time by a Tar Heel ... he passed Joel Berry II (266) when he made four 3FGs in the ACC championship game vs. NC State.
- Davis has scored 726 points this season, the 13th 700-point season in UNC history and the first since Jackson scored 731 in 2016-17 ... needs six points to pass Jackson and Charlie Scott (731 in 1969-70) for the fifth most in a season by a Tar Heel ... needs 15 to pass Bobby Lewis (740 in 1965-66) for fourth.
- Davis has broken the UNC single-season record for three-pointers. Davis has 106 3FGs this season, one more than Jackson made in 2016-17.
- Davis is averaging 3.12 threes per game, which would eclipse the previous record of 2.71 per game set by Shammond Williams in 1996-97.
- The first round game will be Cormac Ryan's 150th college game and Harrison Ingram's 100th.



HUBERT DAVIS has led UNC to 76 wins in three seasons, is the 2024 ACC Coach of the Year and a candidate for National Coach of the Year.

AP POLL NOTES

- Carolina dropped one spot to No. 5 in week 20 in the Associated Press poll (released on March 18). Note: this is the first time the AP will release its final poll after the NCAA Tournament.
- This week is the 956th time the Tar Heels are ranked in the AP poll, the second most in college basketball history.
- It is the 15th time this season and 704th time (third most) in the AP top 10.
- This week is the sixth time this season the Tar Heels are ranked in the top five (442nd top-five rankings all-time, second most in college basketball history).
- Carolina has played the No. 1 (UConn), 6 (Tennessee), 12 (Kentucky) and 13 (Duke) teams in this week's AP poll.
- From November 24-December 20, 2023, UNC played five consecutive non-conference games against ranked opponents for the first time in UNC history. The Tar Heels played Arkansas (20th), Tennessee (10th), UConn (5th), Kentucky (14th) and Oklahoma (7th).

ALL-AMERICA

- As of March 19, RJ Davis has received first-team All-America honors from the Associated Press and the Sporting News, which are two of the teams that determine consensus All-America status, as well as ESPN.com and Dick Vitale.
- The USBWA (writers) and NABC (coaches) teams will be announced on Wednesday, March 20.
- Davis is the 40th Tar Heel to earn first-team All-America honors (a total of 64 times).
- He is the 15th Tar Heel named first-team All-America by the AP (18 seasons).
- He is the first Tar Heel named to the AP and Sporting News teams since Justin Jackson in 2016-17.
- Should Davis earn consensus first-team All-America honors, he would be the 19th Tar Heel to win consensus honors for the 28th time. He would be the first Tar Heel consensus first-team All-America since Justin Jackson in 2016-17 and the first guard since Joseph Forte in 2000-01.



RJ DAVIS leads the ACC in scoring and is the 2024 ACC Player of the Year and a first-team All-America.

HANDING OUT THE HARDWARE

• RJ Davis was voted the ACC Player of the Year by the 75-person panel of ACC coaches and selected media and also by the Associated Press.

ACC PLAYERS OF THE YEAR

Lennie Rosenbluth	1957
Pete Brennan	1958
Lee Shaffer	1960
Billy Cunningham	1965
Larry Miller	1967, 1968
Mitch Kupchak	1976
Phil Ford	1978
Michael Jordan	1984
Antawn Jamison	1998
Joseph Forte	2001 (co-winner)
Tyler Hansbrough	2008
Ty Lawson	2009
Tyler Zeller	2012
Justin Jackson	2017
RJ Davis	2024

- Davis received 90.7% of the votes for Player of the Year by the ACC panel and was a unanimous selection by the Associated Press.
- The senior guard from White Plains, N.Y., is the 15th Tar Heel to win ACC Player-of-the-Year honors, the first since Justin Jackson in 2016-17. It is the 16th time a Tar Heel has won the award (Larry Miller won twice).
- Davis is the fifth Tar Heel guard to win the award with Phil Ford, Michael Jordan, Joseph Forte and Ty Lawson.
- Davis was the leading vote-getter on the All-ACC team. He is the 53rd Tar Heel to earn first-team All-ACC honors (a total of 81 first-team awards, the most in league history).
- Davis is a semifinalist for the Naismith and Wooden National Player-of-the-Year awards.
- Armando Bacot earned first-team All-ACC honors by the AP and second-team by the ACC panel. Harrison Ingram was third team by the ACC panel.
- Tyler Hansbrough (four times) and Lennie Rosenbluth, York Larese, Billy Cunningham, Charlie Scott, Phil Ford, Sam Perkins, Antawn Jamison and Bacot are the only Tar Heels recognized with three or more first-team All-ACC honors.
- It is the first time three Tar Heels earned All-ACC honors since Cameron Johnson (first team),

Luke Maye (second) and Coby White (second) in 2018-19.

- Bacot and Davis also made the 2024 ACC All-Tournament first team. Bacot was a first-team selection in 2021 and made the second team in 2022, while Davis was a second-team All-Tournament pick in 2023.
- Bacot also made the ACC's All-Defensive team. This is the third straight year a Tar Heel made the team (Leaky Black in 2022 and 2023). Bacot is the first Tar Heel big man to make the defensive team since Brice Johnson made the coaches' team in 2016.
- Davis and Bacot are among five finalists for the Jerry West Shooting Guard Award and Kareem Abdul-Jabbar Center Award, respectively.
- Elliot Cadeau was voted to the ACC All-Freshman team. He is the first Tar Heel to make the ACC All-Freshman team since Caleb Love and Day'Ron Sharpe in 2021.
- Cadeau joins Ed Cota, Raymond Felton, Bobby Frasier, Ty Lawson, Kendall Marshall, Marcus Paige, Coby White, Cole Anthony and Love as Tar Heel point guards to earn All-Freshman team honors.
- Hubert Davis was named ACC Coach of the Year by the ACC panel and the Associated Press.
- Davis is the fifth Tar Heel to win ACC Coach-of-the-Year honors (a total of 13 times), joining Frank McGuire, Dean Smith (eight times), Bill Guthridge and Roy Williams (2006 and 2011).
- Hubert Davis is a semifinalist for the Naismith Coach of the Year trophy.

ACC COACHES OF THE YEAR

Frank McGuire	1957
Dean Smith	1967, 1968, 1971, 1976, 1977, 1979, 1988, 1993
Bill Guthridge	1998
Roy Williams	2006, 2011
Hubert Davis	2024

- This is the first time Carolina won both the ACC player- and coach-of-the-year awards in the same season since Antawn Jamison and Bill Guthridge in 1997-98.

RJ DAVIS' PLAYER-OF-THE-YEAR SEASON

- Davis leads the ACC in scoring at 21.4 points per game.
- He is on pace to become the first Tar Heel to lead the ACC in scoring since Hansbrough in 2007-08, when Hansbrough was the unanimous National Player of the Year.
- Davis averaged 21.1 points in ACC play, the most since Duke's RJ Barrett averaged 22.6 in 2018-19.
- Davis is on pace for the highest scoring average by a Tar Heel since Hansbrough averaged 22.6 in 2007-08. Davis' 21.4 points per game are the highest average by a guard since Hubert Davis averaged 21.4 in 1991-92.
- He has scored 20 or more points 21 times, 25 or more 11 times, 30 or more four times and a career-high 42 on Feb. 26 vs. Miami.
- He has the most 30-point games in a season (four) by a Tar Heel since Antawn Jamison had four in 1997-98, when he was the National Player of the Year.
- He has the most 25-point games (11) in a season by a Tar Heel since Tyler Hansbrough had 16 in 2007-08, when he was the National Player of the Year.
- He has the most 20-point games (21) in a season by a Tar Heel since Hansbrough, who did it 21 times in 2008-09 and 24 times in 2007-08.

- These are the last 11 seasons in which a Tar Heel averaged 20 or more points:

Year	Player	PPG
2023-24	RJ Davis	21.4
2008-09	Tyler Hansbrough	20.7
2007-08	Tyler Hansbrough	22.6
2003-04	Rashad McCants	20.0
2000-01	Joseph Forte	20.9
1997-98	Antawn Jamison	22.2
1991-92	Hubert Davis	21.4
1985-86	Brad Daugherty	20.2
1982-83	Michael Jordan	20.0
1977-78	Phil Ford	20.8
1969-70	Charlie Scott	27.1

- Davis has 119 assists this season, joining Charlie Scott (1967-68), Phil Ford (1977-78), and Joseph Forte (2000-01) as the only Tar Heels to average 20 points and have 100 or more assists in the same season.
- Davis had 30 points and five assists against NC State in the ACC championship game, the ninth time this season he had at least 20 points and five assists. That's the most 20/5 games by a Tar Heel since Kenny Smith had nine in 1986-87, when he was Basketball Times' National Player of the Year.
- Davis has made 106 three-pointers, an average of 3.12 per game, second most in the ACC to Pittsburgh's Blake Hinson (3.33 per game). The Tar Heel record is 2.71 per game by Shammond Williams in 1996-97 (95 in 35 games).

MOST THREE-POINTERS PER GAME — SEASON

3.12	RJ Davis, 2023-24 (106 in 34 games)
2.71	Shammond Williams, 1996-97 (95 in 35 games)
2.67	Cameron Johnson, 2018-19 (96 in 36 games)
2.63	Justin Jackson, 2016-17 (105 in 40 games)
2.62	P.J. Hairston, 2012-13 (89 in 34 games)

- Davis has made 106 three-pointers, one more than Justin Jackson's previous single-season UNC record.

MOST THREE-POINTERS — SEASON

106	RJ Davis, 2023-24
105	Justin Jackson, 2016-17
98	Brady Manek, 2021-22
96	Cameron Johnson, 2018-19
95	Shammond Williams, 1996-97

- Davis scored 20 or more points in eight straight games from Villanova through Charleston Southern, the first Tar Heel to accomplish that since Hansbrough had a streak of nine consecutive games in 2008-09.
- Davis scored at least 26 points in five straight games (Arkansas through Kentucky), the first Tar Heel to do that since Charlie Scott in 1969-70.
- Davis has the third-most career points by a Tar Heel guard behind Phil Ford and Scott (who also played small forward).
- Davis' career scoring average is 15.0, the eighth-highest by a Tar Heel guard.

CAREER SCORING AVERAGE — UNC GUARDS

Player	Years	PPG
Charlie Scott	1967-70	22.1
Bobby Lewis	1964-67	22.1
Joseph Forte	1999-2001	18.7
Phil Ford	1974-78	18.6
York Larese	1958-61	17.9
Michael Jordan	1981-84	17.7
Coby White	2018-19	16.1
RJ Davis	2020-	15.0
Wayne Ellington	2006-09	14.7
Caleb Love	2020-23	14.6
Al Lifson	1951-55	14.6

- Davis' free throw percentage (.873) is the seventh highest in UNC single-season history. Last year, he shot 88.1% from the line, which is the third highest entering the season.
- He has made a three-pointer in all 34 games (39 straight dating back to last season) and earlier this year had a 23-game streak in which he made two or more three-pointers, the longest streak in UNC history.

CONSECUTIVE GAMES W/MULTIPLE 3FGS — UNC

Name	Games
RJ Davis, 2023-24 (from UNI through VT)	23
Justin Jackson, 2016-17	15
Marcus Paige, 2014-15/2015-16	13
Marcus Paige 2014-15	13
Shammond Williams, 1996-97	13
Donald Williams, 1992-93/1993-94	13

MOST CONSECUTIVE GAMES WITH A THREE-POINTER

45	Caleb Love, 2021-22/2022-23
41	Marcus Paige, 2014-15/2015-16
39	RJ Davis, current
34	Rashad McCants, 2003-04/2004-05
34	Shammond Williams, 1996-97/1997-98
34	Hubert Davis, 1990-91/1991-92

- Davis began his fourth season as UNC's 48th-leading scorer and has moved up 42 spots to sixth with 2,030 points.
- This season Davis has passed Al Lifson, Pete Brennan, Rusty Clark, Ty Lawson, Danny Green, Kris Lang, Luke Maye, Brendan Haywood, Deon Thompson, Shammond Williams, Jason Capel, Dennis Wucyik, Caleb Love, Kennedy Meeks, Donald Williams, Tyler Zeller, Scott Williams, J.R. Reid, Jeff Lebo, Mitch Kupchak, Hubert Davis, Jawad Williams, Justin Jackson, Eric Montross, Kenny Smith, Wayne Ellington, Rick Fox, Billy Cunningham, Brice Johnson, Rashad McCants, George Lynch, Mike O'Koren, Michael Jordan, Joel Berry II, Bobby Lewis, Marcus Paige, Walter Davis and Brad Daugherty, Antawn Jamison, Larry Miller, Charlie Scott and Al Wood.
- Davis and Armando Bacot are the first pair of ACC teammates with 2,000 points since Duke's Mark Alarie and Johnny Dawkins in 1986. It is the first time UNC had two players with 2,000 points at the same time.

CAREER POINTS – UNC

Player	Years	Points
Tyler Hansbrough	2005-09	2,872
Armando Bacot	2019-	2,290
Phil Ford	1974-78	2,290
Sam Perkins	1980-84	2,145
Lennie Rosenbluth	1954-57	2,047
RJ Davis	2020-	2,030
Al Wood	1977-81	2,015
Charlie Scott	1967-70	2,007
Larry Miller	1965-68	1,982
Antawn Jamison	1995-98	1,974
Brad Daugherty	1982-86	1,912

CAREER POINTS – UNC GUARDS

Player	Years	Points
Phil Ford	1974-78	2,290
RJ Davis	2020-	2,030
Charlie Scott	1967-70	2,007
Marcus Paige	2012-16	1,844
Bobby Lewis	1964-67	1,836

- Davis had 20 points, 10 assists, five steals and no turnovers in the win over Charleston Southern, becoming the first Tar Heel ever with 20/10/5/0 in a game.
- He was the first Tar Heel with a double-double in points and assists since Theo Pinson in 2018 and the first with 20 points/10 assists since



RJ DAVIS has scored 20 points 21 times, 25 points 11 times, 30 points four times and a career-high 42 vs. Miami.

Kendall Marshall at Duke in 2012.

42 ... 36

- On Jan. 22 RJ Davis scored a career-high 36 points vs. Wake Forest. Four home games later on Feb. 26, he not only established a new career high, he also broke the all-time Smith Center scoring record with 42 points against Miami.
- Davis is the first Tar Heel to score 36 or more points twice since Tyler Hansbrough and the first to accomplish that twice in the same season since Joseph Forte in 2000-01.
- Four Tar Heels have scored 36 or more points twice in the Smith Center – Davis, Hansbrough, Forte and Antawn Jamison.
- Davis made 14 field goals against both Wake Forest and Miami. Those were the most by a Tar Heel guard since Joseph Forte made 15 against Florida State on 2/22/2001.
- Davis' 42 points against the Hurricanes: — broke Tyler Hansbrough's Smith Center record for a college game (40 vs. Georgia Tech in 2006); — were the most by a Tar Heel since Shammond Williams scored 42 at Georgia Tech in a 2OT win in 1998; — were the most by a Tar Heel in a regulation-length game since Charlie Scott's 43 vs. Wake Forest in 1970; — were the most points by a Tar Heel against Miami. — were the most points in an ACC game since Boston College's Jerome Robinson scored 46 in a loss against Notre Dame in 2018.
- It was the first time a Tar Heel outscored the rest of his team since Michael Jordan had a career-high 39 in UNC's 72-65 win over Georgia Tech in Greensboro in 1983.
- Davis scored 56% of UNC's points. It was the highest percentage of UNC's points by one player since 1941, when George Glamack scored 45 points vs. Clemson, which was 59.2% of UNC's 76 points vs. the Tigers.
- It was the first time Carolina won when only player scored in double figures since a 2011 win over Virginia.
- It was the first time a Tar Heel ever made seven two-point field goals, seven threes and seven free throws in one game. Harrison Barnes made six 2FGs, 6 3FGs and 10 FTs when he scored 40

points vs. Clemson in 2011 and Kenny Smith made eight 2FGs, six 3FGs and seven FTs when he scored 41 at Clemson in 1987.

- Davis was 14 for 22 from the floor, 7 for 11 from three and 7 for 9 from the line.

HIGHEST FT PERCENTAGE — UNC, CAREER

Name (Years Played)	Made	Att.	Pct.
RJ Davis (2020-)	409	477	.857
Shammond Williams (1994-98)	291	343	.848
Marvin Williams (2004-05)	138	163	.847
Danny Green (2005-09)	202	239	.845
Marcus Paige (2012-16)	347	411	.844

- Davis is Carolina's all-time leader in free throw percentage (13th in ACC history).
- Davis made 41 straight free throws from the Villanova game on November 23 to the Kentucky game. That tied Jeff Lebo's school record for consecutive makes. Davis also had a streak of 39, which he set over the last five games in the 2022 NCAA Tournament to the first four games last season. That is now tied for the fourth-longest streak by a Tar Heel.

CONSECUTIVE FREE THROWS MADE — UNC

41	RJ Davis (11/23/23-12/16/23)
41	Jeff Lebo (1/3/89-3/12/89)
40	Caleb Love (2/16/22-3/11/22)
39	RJ Davis (3/19/22-11/20/22)
39	Bobby Lewis (2/12/66-2/22/66)
34	Shammond Williams (12/16/97-1/24/98)

BACOT'S HISTORIC CAREER

- Fifth-year grad student Armando Bacot is Carolina's all-time leader in rebounds (1,681), offensive rebounds (579), double-doubles (85) and games with 10 or more rebounds (94).
- Bacot has more rebounds than any player in college basketball since 1964.
- Bacot has passed Joel Berry II, Bobby Lewis, Marcus Paige, Walter Davis, Brad Daugherty, Antawn Jamison, Larry Miller, Charlie Scott, Al Wood, Lennie Rosenbluth and Sam Perkins to move up to a tie for second in UNC career scoring with Phil Ford with 2,290 points. Tyler Hansbrough (2,872) is the only Tar Heel with more.
- Bacot has 17 double-doubles this season and 85 in his career. He is second in ACC history behind only Tim Duncan (87).
- Bacot is second in ACC rebounds behind only Wake Forest's Dickie Hemric (1,802).
- Bacot set UNC single-season records in 2021-22 with 511 rebounds, 31 double-doubles, five 20-rebound games (tied), 32 games with 10 or more rebounds, rebounds in an NCAA Tournament and rebounds by a Tar Heel in the Elite 8, national semifinal and championship games.
- Bacot became the first player in NCAA Tournament history with six double-doubles in one season and tied the NCAA single-season record for double-doubles with 31 (Navy's David Robinson also had 31 in 1985-86).

DOUBLE-DOUBLES – ACC, CAREER

87	Tim Duncan, Wake Forest, 1994-97
85	Armando Bacot, 2019-
84	Ralph Sampson, Virginia, 1980-84
68	Ronnie Shavlik, NC State, 1954-56
67	Tom Burlinson, NC State, 1972-74

REBOUNDS – ACC, CAREER

1,802	Dickie Hemric, Wake Forest, 1952-55
1,681	Armando Bacot, 2019-
1,598	Ronnie Shavlik, NC State, 1954-56
1,570	Tim Duncan, Wake Forest, 1994-97
1,511	Ralph Sampson, Virginia, 1980-83



HARRISON INGRAM has scored 20 points five times and has double-figure rebounds 17 times with a high of 19 at NC State.

FOUR ACC PLAYERS OF THE WEEK

- When Cormac Ryan was named ACC Player of the Week following his 31-point performance at Duke, he became the fourth Tar Heel to win the award this season.
- Ryan joined RJ Davis, Armando Bacot and Harrison Ingram as ACC Player-of-the-Week recipients this season. This is the first time UNC ever had four different players to win the award in the same season. The last ACC team to accomplish that was Duke in 2012-13.
- Davis won the award four times this season and Bacot won twice.
- Davis is the only player to win ACC Player of the Week more than twice this season (Bacot and Pitt's Blake Hinson each won twice).
- This was the first time three Tar Heels won the award in the same season since 2018-19 (Luke Maye, Cameron Johnson and Coby White).
- Davis and Bacot have won National Player-of-the-Week honors six times and four times, respectively, this season.
- Bacot has won the ACC Player of the Week award eight times in his career, third most by a Tar Heel.

ACC PLAYERS OF THE WEEK – SINGLE SEASON

Tyler Hansbrough	8 in 2008
Antawn Jamison	7 in 1998
RJ Davis	4 in 2023-24
Joel Berry II	4 in 2017
Brice Johnson	4 in 2016
Marcus Paige	4 in 2014
Joseph Forte	4 in 2001
Antawn Jamison	4 in 1997

ACC PLAYER OF THE WEEK – ALL-TIME, UNC

12	Antawn Jamison, 1995-98
10	Tyler Hansbrough, 2005-09
8	Armando Bacot, 2019-
6	Phil Ford, 1974-78
5	Luke Maye, 2015-19
5	Joel Berry II, 2014-18
5	Marcus Paige, 2012-16
5	Michael Jordan, 1981-84
5	Mike O'Koren, 1976-80

BACOT, INGRAM TOP REBOUNDERS IN ACC

- Armando Bacot and Harrison Ingram have combined for 652 rebounds.
- Bacot leads the ACC in rebound average in all games at 10.2 per game and Ingram had the highest average in ACC games at 10.9 per game and is fourth in all games at 9.0 per game.
- Bacot led the ACC in rebound average in 2021-22 and 2022-23. The only Tar Heel to lead the ACC three times is Billy Cunningham from 1962-65.
- This would be the first time two Tar Heels averaged 9.0 or more rebounds since 2011-12, when John Henson and Tyler Zeller averaged 9.9 and 9.6, respectively, in all games.
- Bacot and Ingram are the first pair of Tar Heels with 300 rebounds in a season since Zeller (365) and Henson (348) in 2011-12.
- Bacot and Ingram have 46.6% of Carolina's rebounds, the highest percentage of UNC's total by two players since 1975-76, when Mitch Kupchak and Tom LaGarde combined for 49.4% of the team's rebounds.
- Bacot has 346 rebounds this season. Antawn Jamison, Billy Cunningham and Bacot are the only Tar Heels with three seasons of 300 rebounds.
- Ingram has 10 or more rebounds 17 times this season, including 15 of UNC's last 22 games. He had six double-figure rebounding games in 65 games at Stanford.
- Ingram set a career high with 15 at Pittsburgh on January 2, then broke that mark eight nights later with 19 at NC State. He also had 17 at Florida State and 17 vs. Virginia Tech.
- Ingram's 19 rebounds at NC State were the most ever by a Tar Heel in 247 games against the Wolfpack. Billy Cunningham had 18 in 1965 and Armando Bacot pulled down 18 twice.

TAR HEELS NO. 1 ON THE BOARDS

- Carolina leads the ACC in rebounding (41.1 per game), offensive rebounds (12.1 per game) and rebound margin (+7.4 per game).
- Nationally, the Tar Heels are eighth in rebounds, 16th in rebound margin and 51st in offensive rebounds.
- Carolina has averaged 40 or more rebounds in 14 of the previous 17 seasons.
- UNC has outrebounded its opponent in each of the last 23 games by a combined 226, an average of 9.8 per game. The Tar Heels are 19-4 in those games.
- Beginning in Dean Smith's first season as head coach, the Tar Heels have won 83.7% (1200-234) of their games when they have more rebounds.
- The Tar Heels are 70-19 in three seasons under Hubert Davis when they have more rebounds.

INGRAM'S ALL-AROUND IMPACT

- Harrison Ingram leads Carolina in steals (47), is second in three-point percentage (.370), offensive rebounds (92), rebounds (306) and rebound average (9.0) and is third in scoring (12.1), three-pointers (57) and assists (74).
- Ingram's 22-point outing vs. NC State on March 2 was the second game he led UNC in scoring, and both were comeback wins by the Tar Heels. UNC trailed NC State by eight at the half and won by nine. In November, Ingram led UNC with 20 points as the Tar Heels came back from a six-point halftime deficit to Northern Iowa to win, 91-69, in the Bahamas.
- Ingram has five 20-point games against Villa-

nova, Tennessee, UConn, Duke and NC State.

- Ingram's rebounding average (9.0) is the highest by a Tar Heel not taller than 6-7 since Larry Miller in 1967 (Miller was 6-3 and averaged 9.3)
- He was sensational on both ends of the court in the Feb. 3 win over Duke, for which he was named ACC Player of the Week. He scored a season-high 21 points, made a career-high five threes, tied his career high with eight field goals, grabbed a game-high 13 rebounds and tied his career high with four steals.
- Ingram joined George Lynch (1993 NCAA East Region final vs. Cincinnati) as the only Tar Heels ever to have at least 20 points, 13 rebounds and four steals in a game (and Lynch did not attempt a three-pointer in that game).
- Ingram and Reggie Bullock are the only Tar Heels with five 3FGs and 13 rebounds in a game (Bullock vs. NC State in 2013). Ingram, Bullock, Brady Manek, Joseph Forte and Cole Anthony are the only Tar Heels to make five threes and have 10 or more rebounds in a game.

RYAN BEDEVILS DUKE AGAIN

- Cormac Ryan became the first Tar Heel ever to make six three-pointers in a game at both Virginia and Duke (single season and career).
- His 31-point effort at Duke on March 9 was a career-high but was the second time he scored 28 or more in Cameron Indoor Stadium. While playing for Notre Dame, Ryan scored 28 in a 93-89 Irish victory on 2/9/21.
- Ryan scored 21 first-half points at Cameron in the 2021 game and 21 second-half points for the Tar Heels in the regular-season finale.
- Ryan has made 38 three-pointers in the last 15 games (2.5 per game), including four at Syracuse and vs. Virginia Tech and six at UVA and Duke.
- Ryan has made a career-high 66 3FGs this season (made 63 last season).
- Ryan is shooting a career-best 86.0% at the free throw line, his fourth straight season above 80%.
- The Tar Heels are 11-0 this season when Ryan makes four or more free throws. He attempted just five free throws in Carolina's six losses.



CORMAC RYAN has made a career-high 66 threes, including six in wins at both Virginia and Duke.

ELLIOT ON POINT

- Freshman guard Elliot Cadeau has a team-high 142 assists, including 17 in the three ACC Tournament games (eight in the championship game vs. NC State).
- Cadeau is the 11th Tar Heel freshman with 100 or more assists in a season and has the fourth-highest assist/turnover ratio (2.29) among those 11 players.
- He scored a season-high 19 points and had eight assists in the win at Miami on Feb 10.
- The West Orange, N.J., native had a season-best 10 assists and no turnovers in the win over Tennessee.

ASSIST/TURNOVER RATIO

UNC FRESHMAN WITH 100 OR MORE ASSISTS

Player	Year	Assists	TOs	A/TO
Jeff Lebo	1985-86	137	46	2.98
Ty Lawson	2006-07	213	83	2.56
Kendall Marshall	2010-11	230	92	2.50
Elliot Cadeau	2023-24	142	62	2.29
Ed Cota	1996-97	234	124	1.89

MAKING IT COUNT AT THE STRIPE

- The Tar Heels lead the ACC and are 15th in the country with 17.4 free throws made per game.
- UNC is 21-3 this season when it makes more free throws and 6-4 when the opponents make more.
- Carolina is 9-1 when it makes at least 20 free throws in a game (only loss to Kentucky).
- The Tar Heels are 12-1 when they make at least 80% from the free throw line this season (only loss was at Syracuse, when UNC made nine of 11 but the 11 attempts were a season low).
- RJ Davis (87.3%) and Cormac Ryan (86.0%) are shooting about 80% from the line and Ryan and Armando Bacot (77.7%) are shooting career-high percentages this season.
- Ryan made a career-high nine free throws in 10 attempts at Duke.
- Davis led the ACC in free throw percentage in 2022-23 and is third this year.

ACC LEADERS

- In all games, Carolina leads the ACC in scoring and rebounding, is second in scoring margin, field goal percentage defense and third in three-point percentage defense.
- UNC has led the ACC in scoring 20 times, most recently in 2018-19.
- Carolina is 15-2 this season and 42-5 in Hubert Davis' three seasons as head coach when it scores 80 or more points.
- RJ Davis and Armando Bacot lead the ACC in scoring and rebounding, respectively. The last time two different Tar Heels led the ACC in those categories was 2003-04 (Rashad McCants in scoring, Sean May in rebounding).
- The last time one Tar Heel averaged 20 points and another 10 rebounds was 1967-68, when Larry Miller averaged 22.4 points and Rusty Clark averaged 11.1 rebounds in leading Carolina to an ACC title and the Final Four.

WINS/LOSSES

- The Tar Heels allow 66.9 points in their 27 wins, while the opponents have averaged 83.0 per game in the seven losses.
- UNC has held the opponents to 70 or fewer points in 20 of the 27 wins, while the opponents have scored 80 or more points in six of the seven losses.

- Carolina is 20-0 when holding the opponents below 100.0 points per 100 possessions and 7-7 when the opponents score 100 or more points per 100 possessions.
- Carolina is shooting 45.9% from the floor in the wins and 41.5% in the losses.
- The opponents are making 6.7 threes per game and shooting only 30.2% from three in UNC's wins. In the losses, the opponents are averaging 8.1 threes per game at 36.1%. That includes Georgia Tech (45.0%), Clemson (35.5%), Syracuse (47.1%) and NC State (42.9%) in the four most recent losses.
- The Tar Heels are shooting 76.4% from the free throw line in the wins and 70.9% in the losses.
- The Tar Heels make 6.4 more free throws per game in their wins, while the opponents have made 3.6 more per game in the losses.
- UNC has a positive rebound margin of 9.1 per game in the wins and a margin of 0.9 per game in its seven losses.
- Carolina has shot a higher three-point percentage than its opponents in 16 of its last 25 games. UNC won all 16 games in which the Tar Heels shot a higher percentage from three.

DEFENSE THE KEY

- Carolina's 72-65 win over Pittsburgh in the ACC semifinals was the 20th time the Tar Heels held their opponents to 70 or fewer points and the 16th time fewer than 70.
- Carolina is sixth in the nation in KenPom's defensive efficiency at 93.3 points per 100 possessions. That is UNC's best defensive efficiency since 2020-21 (93.2) and fourth best in the last 10 seasons.
- Carolina is second in the ACC in field goal percentage defense (behind Virginia) and third in three-point percentage defense (behind UVA and Pittsburgh).
- Carolina is holding its opponents to 40.7% shooting from the floor, lowest by the opponents since 2014-15 (39.8%).
- Carolina is holding its opponents to 31.4% shooting from three-point range. That is the third-lowest percentage by the opponents in a season and lowest since the opponents made 30.0% in 2014-15.
- ACC opponents shot under 30% from three-point range in 12 of 23 games and UNC won all 12-0 (including FSU in the ACC Tournament).
- The Tar Heels are 17-3 this season (losses to Villanova, at Syracuse and NC State) when they make more three-pointers.
- Carolina has held the opponents below 40% from the floor in 35 of 68 halves and 15 of 34 games.
- Carolina is 13-2 this season and 33-4 under Hubert Davis when it holds the opponents below 40% from the floor.
- Carolina is 2-3 this season when the opponents make 50% from the floor.
- Carolina held ACC opponents under 30% shooting in a half eight times.
- Carolina held Pittsburgh, Clemson and NC State under 60 points on their home courts in early January, the first time UNC did that in three straight road wins since 1998-99.
- On the road, UNC held teams to 38.4% from the floor, including 26.9% from three-point range. Carolina averaged 7.8 threes, while the home teams made 5.4 per game.



ELLIOT CADEAU leads the Tar Heels in assists. The freshman has started 28 games directing an offense that leads the ACC and is 23rd in the nation in scoring.

TAKING CARE OF THE BALL

- Carolina has more assists than turnovers in 25 of 34 games (73.5% of the games). Last year, UNC had more assists than turnovers in 15 of 33 games (45.5%).
- The Tar Heels are committing 10.3 turnovers per game. UNC's record low average for a season is 10.8 in 2015-16 and 2022-23.
- Carolina has committed fewer than 10 turnovers 15 times this year and is 12-3 in those games (losses to UConn, Clemson and NC State).

NOVEMBER SIGNEEES

- Carolina signed three players in the November high school signing period: **James Brown** of Aurora, Ill. (Link Prep in Branson, Mo.), **Ian Jackson** of Bronx, N.Y. (Our Saviour Lutheran) and **Drake Powell** of Pittsboro, N.C. (Northwood).
- Jackson and Powell were named to the McDonald's All-America game.
- Jackson earned second-team Naismith All-America honors and Powell was a third-team selection.

ACC ANNOUNCES 2024-25 MATCHUPS

- On Feb. 29, the ACC announced the slate of opponents for next season (2024-25).
- With the addition of Cal, SMU and Stanford, the league will maintain a 20-game conference schedule.
- The Tar Heels will play **home-and-home series** with Duke, Pittsburgh and NC State; **home** games vs. Boston College, Cal, Georgia Tech, Miami, SMU, Stanford and Virginia; and **away** games at Clemson, FSU, Louisville, Notre Dame, Syracuse, Virginia Tech and Wake Forest.



2023-24 ROSTERS



ALPHABETICAL

No.	Player	Yr.	Pos.	Ht.	Wt.	Hometown	Previous College/High School
5	Armando Bacot	Gr.	F/C	6-11	240	Richmond, Va.	IMG Academy (Bradenton, Fla.)
2	Elliot Cadeau	Fr.	G	6-1	180	West Orange, N.J.	Link Academy (Branson, Mo.)
4	RJ Davis	Sr.	G	6-0	180	White Plains, N.Y.	Archbishop Stepinac
34	Duwe Farris	Gr.	F	6-7	210	Charlotte, N.C.	Myers Park
1	Zayden High	Fr.	F	6-9	225	San Antonio, Texas	AZ Compass Prep (Chandler, Ariz.)
55	Harrison Ingram	Jr.	F	6-7	225	Dallas, Texas	Stanford/St. Mark's School
22	Rob Landry	Sr.	G	6-4	190	Greensboro, N.C.	North Carolina School of Science & Math (Durham, N.C.)
14	Creighton Lebo	Sr.	G	6-1	180	Greenville, N.C.	Greenfield School (Wilson, N.C.)
32	James Okonkwo	Jr.	F	6-8	240	Maidenhead, England	West Virginia/Furze Platt Senior School
3	Cormac Ryan	Gr.	G	6-5	195	New York, N.Y.	Notre Dame/Milton Academy (Milton, Mass.)
7	Seth Trimble	So.	G	6-3	195	Menomonee Falls, Wis.	Menomonee Falls
13	Jalen Washington	So.	F	6-10	230	Gary, Ind.	West Side Leadership Academy
24	Jae'Lyn Withers	Gr.	F	6-9	215	Charlotte, N.C.	Louisville/North Mecklenburg (Huntersville, N.C.)
8	Paxson Wojcik	Gr.	G	6-5	195	Charleston, S.C.	Brown/La Lumiere School (La Porte, Ind.)

Head Coach: Hubert Davis (12th year at UNC, 3rd year as head coach)

Assistant Coaches: Brad Frederick (11th year at UNC, 7th year as assistant coach); Jeff Lebo (3rd year at UNC); Sean May (9th year at UNC, 3rd year as assistant coach, 1st year as JV coach)

Director of Recruiting: Pat Sullivan (7th season at UNC), **Director of Team and Player Development:** Marcus Paige (1st season at UNC), **Director of Operations:** Eric Hoots (20th year), **Director of Strength and Conditioning:** Jonas Sahratian (20th year), **Athletics Trainer:** Doug Halverson (11th year), **Assistant to the Director of Operations:** Kiersten Steinbacher, **Student Managers:** Ragan Copeland (head manager), Sam Combs, James Rolf Blizzard, Jordan Carrier, Will Gurganious, GW Roehner, Avery Wilkerson

NUMERICAL

No.	Player	Yr.	Pos.	Ht.	Wt.	Hometown	Previous College/High School
1	Zayden High	Fr.	F	6-9	225	San Antonio, Texas	AZ Compass Prep (Chandler, Ariz.)
2	Elliot Cadeau	Fr.	G	6-1	180	West Orange, N.J.	Link Academy (Branson, Mo.)
3	Cormac Ryan	Gr.	G	6-5	195	New York, N.Y.	Notre Dame/Milton Academy (Milton, Mass.)
4	RJ Davis	Sr.	G	6-0	180	White Plains, N.Y.	Archbishop Stepinac
5	Armando Bacot	Gr.	F/C	6-11	240	Richmond, Va.	IMG Academy (Bradenton, Fla.)
7	Seth Trimble	So.	G	6-3	195	Menomonee Falls, Wis.	Menomonee Falls
8	Paxson Wojcik	Gr.	G	6-5	195	Charleston, S.C.	Brown/La Lumiere School (La Porte, Ind.)
13	Jalen Washington	So.	F	6-10	230	Gary, Ind.	West Side Leadership Academy
14	Creighton Lebo	Sr.	G	6-1	180	Greenville, N.C.	Greenfield School (Wilson, N.C.)
22	Rob Landry	Sr.	G	6-4	190	Greensboro, N.C.	North Carolina School of Science & Math (Durham, N.C.)
24	Jae'Lyn Withers	Gr.	F	6-9	215	Charlotte, N.C.	Louisville/North Mecklenburg (Huntersville, N.C.)
32	James Okonkwo	Jr.	F	6-8	240	Maidenhead, England	West Virginia/Furze Platt Senior School
34	Duwe Farris	Gr.	F	6-7	210	Charlotte, N.C.	Myers Park
55	Harrison Ingram	Jr.	F	6-7	225	Dallas, Texas	Stanford/St. Mark's School

PRONUNCIATIONS

Armando Bacot (are-MAHN-doe BAY-cot), **Elliot Cadeau** (kuh-DOE), **Duwe Farris** (Dewey FAIR-us), **Zayden High** (ZAY-din), **Creighton Lebo** (KRAY-ton LEE-boe), **Jeff Lebo** (LEE-boe), **James Okonkwo** (oh-CON-kwo), **Cormac Ryan** (CORE-mack), **Jonas Sahratian** (JOE-nus suh-RAY-shun), **Jalen Washington** (JAY-linn), **Jae'Lyn Withers** (JAY-linn), **Paxson Wojcik** (WO-jick); **Hometown:** Seth Trimble– Menomonee Falls, Wis. (muh-NAH-muh-nee)

	DATES OF BIRTH	AGE
Jalen Washington	February 21, 2004	19
Armando Bacot	March 6, 2000	23
Zayden High	March 26, 2004	19
Rob Landry	August 4, 2000	23
Paxson Wojcik	August 8, 2000	23
Seth Trimble	August 9, 2004	19
Duwe Farris	September 1, 2000	23
Elliot Cadeau	September 4, 2004	19
Creighton Lebo	September 8, 2001	22
James Okonkwo	October 1, 2003	20
RJ Davis	October 21, 2001	22
Cormac Ryan	October 26, 1998	25
Harrison Ingram	November 27, 2002	21
Jae'Lyn Withers	December 20, 2000	23

SOCIAL MEDIA

	X (TWITTER)	INSTAGRAM
Armando Bacot	@iget_buckets35	armando
Elliot Cadeau	@ElliotCadeau	ellio
RJ Davis	@ariidavis_	ariidavis_
Duwe Farris	@Duwefarris	duwefarris
Zayden High	@zaydenh1gh	zaydenhigh
Harrison Ingram	@Harrisoniingram	harrison.ingram
Rob Landry		roblandry15
Creighton Lebo	@LeboCreighton	creighton_lebo
James Okonkwo	@kingjimo_32	kingjimo_32
Cormac Ryan		cormac_ryan5
Seth Trimble	@sethtrimble1	sethtrim
Jalen Washington	@jalen_w13	w._jalen
Jae'Lyn Withers	@jaelynwithers	jaelynwithers
Paxson Wojcik	@paxsonwojcik	paxsonwojcik



2023-24 SCHEDULE



DAY	DATE	OPPONENT	SITE	TIME/RESULT	TV/Streaming
Fri	Oct 27	Saint Augustine's (exhibition)	Chapel Hill	W, 117-53	ACCNX
Mon	Nov 6	Radford	Chapel Hill	W, 86-70 (1-0)	ACC Network
Sun	Nov 12	Lehigh	Chapel Hill	W, 90-68 (2-0)	ACC Network
Fri	Nov 17	UC Riverside	Chapel Hill	W, 77-52 (3-0)	ACC Network
Bad Boy Mowers Battle 4 Atlantis (Imperial Arena)					
Wed	Nov 22	vs. Northern Iowa	Paradise Island, Bahamas	W, 91-69 (4-0)	ESPN
Thu	Nov 23	vs. Villanova	Paradise Island, Bahamas	L, 81-83, OT (4-1)	ESPN
Fri	Nov 24	vs. Arkansas	Paradise Island, Bahamas	W, 87-72 (5-1)	ESPN2
ACC-SEC Challenge					
Wed	Nov 29	Tennessee	Chapel Hill	W, 100-92 (6-1)	ESPN
Sat	Dec 2	Florida State	Chapel Hill	W, 78-70 (7-1, 1-0)	ACC Network
Jimmy V Classic (Madison Square Garden)					
Tue	Dec 5	vs. Connecticut	New York, N.Y.	L, 76-87 (7-2, 1-0)	ESPN
CBS Sports Classic (State Farm Arena)					
Sat	Dec 16	vs. Kentucky	Atlanta, Ga.	L, 83-87 (7-3, 1-0)	CBS
Jumpman Invitational (Spectrum Center)					
Wed	Dec 20	vs. Oklahoma	Charlotte, N.C.	W, 81-69 (8-3, 1-0)	ESPN
Fri	Dec 29	Charleston Southern	Chapel Hill	W, 105-60 (9-3, 1-0)	ACC Network
Tue	Jan 2	at Pittsburgh (Petersen Events Center)	Pittsburgh, Pa.	W, 70-57 (10-3, 2-0)	ESPN
Sat	Jan 6	at Clemson (Littlejohn Coliseum)	Clemson, S.C.	W, 65-55 (11-3, 3-0)	ESPN2
Wed	Jan 10	at NC State (PNC Arena)	Raleigh, N.C.	W, 67-54 (12-3, 4-0)	ESPN
Sat	Jan 13	Syracuse	Chapel Hill	W, 103-67 (13-3, 5-0)	ESPN
Wed	Jan 17	Louisville	Chapel Hill	W, 86-70 (14-3, 6-0)	ACC Network
Sat	Jan 20	at Boston College (Conte Forum)	Chestnut Hill, Mass.	W, 76-66 (15-3, 7-0)	The CW
Mon	Jan 22	Wake Forest	Chapel Hill	W, 85-64 (16-3, 8-0)	ESPN
Sat	Jan 27	at Florida State (Donald L. Tucker Center)	Tallahassee, Fla.	W, 75-68 (17-3, 9-0)	ESPN
Tue	Jan 30	at Georgia Tech (McCamish Pavilion)	Atlanta, Ga.	L, 73-74 (17-4, 9-1)	ESPN
Sat	Feb 3	Duke	Chapel Hill	W, 93-84 (18-4, 10-1)	ESPN
Tue	Feb 6	Clemson	Chapel Hill	L, 76-80 (18-5, 10-2)	ESPN
Sat	Feb 10	at Miami (Watsco Center)	Coral Gables, Fla.	W, 75-72 (19-5, 11-2)	ESPN
Tue	Feb 13	at Syracuse (JMA Wireless Dome)	Syracuse, N.Y.	L, 79-86 (19-6, 11-3)	ESPN
Sat	Feb 17	Virginia Tech	Chapel Hill	W, 96-81 (20-6, 12-3)	ACC Network
Sat	Feb 24	at Virginia (John Paul Jones Arena)	Charlottesville, Va.	W, 54-44 (21-6, 13-3)	ESPN
Mon	Feb 26	Miami	Chapel Hill	W, 75-71 (22-6, 14-3)	ESPN
Sat	Mar 2	NC State	Chapel Hill	W, 79-70 (23-6, 15-3)	ESPN
Tue	Mar 5	Notre Dame	Chapel Hill	W, 84-51 (24-6, 16-3)	ACC Network
Sat	Mar 9	at Duke (Cameron Indoor Stadium)	Durham, N.C.	W, 84-79 (25-6, 17-3)	ESPN
Atlantic Coast Conference Championship (Capital One Arena)					
Thu	Mar 14	Quarterfinal vs. Florida State	Washington, D.C.	W, 92-67 (26-6)	ESPN
Fri	Mar 15	Semifinal vs. Pittsburgh	Washington, D.C.	W, 72-65 (27-6)	ESPN
Sat	Mar 16	Championship vs. NC State	Washington, D.C.	L, 76-84 (27-7)	ESPN
NCAA West Region First Round (Spectrum Center)					
Thu	Mar 21	vs. Wagner	Charlotte, N.C.	2:45 p.m.	CBS

Home games at the Dean E. Smith Center

All times are Eastern

UNC'S RECORD WHEN ... UNDER HUBERT DAVIS

	2023-24	Total
Home	14-1	41-6
Away	8-2	20-12
Neutral	5-4	15-12
Overtime	0-1	4-2
Leads at Half	18-2	55-6
Trails at Half	8-3	17-22
Tied at Half	1-2	4-2
UNC shoots 50% or better FG	7-0	22-0
UNC shoots 40-49.9% FG	17-4	44-16
UNC shoots under 40% FG	3-3	10-14
Opponents shoot 50% or better FG	2-3	4-11
Opponents shoot 40-49.9% FG	12-2	39-15
Opponents shoot under 40% FG	13-2	33-4
UNC has more rebounds	25-5	70-19
Opponents have more rebounds	2-2	6-10
Teams have same rebounds	0-0	0-1
UNC has more offensive rebounds	22-4	55-21
Opponents have more offensive rebounds	4-3	17-8
Teams have same offensive rebounds	1-0	4-1
UNC has more turnovers	14-4	37-20
Opponents have more turnovers	13-3	30-9
Teams have same number of turnovers	0-0	9-1
UNC scores 80 or more points	15-2	42-5
UNC scores less than 80 points	12-5	34-25
UNC scores 90 or more points	8-0	20-1
UNC scores 100 or more points	3-0	6-1
Opponents score 80 or more points	3-6	12-16
Opponents score less than 80 points	24-1	64-14
Opponents score 90 or more points	1-0	1-5
Opponents score 100 or more points	0-0	0-1
OVERALL RECORD	27-7	76-30

CURRENT STREAKS

Overall	Lost 1
Home	Won 4
Road	Won 2
Neutral Site	Lost 1
vs. ACC Opponents (all games)	Lost 1
vs. Home Non-ACC	Won 17
vs. Home ACC	Won 4
vs. Road Non-ACC	Lost 1
vs. Road ACC	Won 2
AP-ranked opponents	Won 4
Overtime	Lost 1
UNC Scores 100 Points	Won 4
UNC Scores 90 Points	Won 9
UNC Scores 80 Points	Won 9
UNC Scores Fewer than 80 Points	Lost 1
UNC Scores Fewer than 70 Points	Won 3
UNC Scores Fewer than 60 Points	Won 1
Opponents Score 80 or More Points	Lost 1
Opponents Score Fewer Than 80 Points	Won 7
Opponents Score Fewer Than 70 Points	Won 15
Opponents Score Fewer Than 60 Points	Won 22
UNC Leads at the Half	Lost 1
Tied at the Half	Lost 2
UNC Trails at the Half	Won 3
UNC Shoots 50% Field Goals	Won 29
UNC Shoots Under 40% Field Goals	Lost 1
Opponents Shoot 50% Field Goals	Lost 2
Opponents Shoot Under 40% Field Goals	Won 4
UNC Makes 7 or More 3FGs	Lost 1
UNC Makes 10 or More 3FGs	Won 1
Opponents Make 10 or More 3FGs	Won 1
UNC Makes More 3FGs	Lost 1
Opponents Makes More 3FGs	Won 4
UNC Makes 20 Free Throws	Won 4
UNC Makes More Free Throws	Won 6
Opponents Make More Free Throws	Lost 1
UNC Has More Rebounds	Lost 1
Opponents Have More Rebounds	Won 1
UNC Has More Turnovers	Won 4
Opponents Have More Turnovers	Lost 1

STATISTICAL COMPARISON

	UNC	Wagner
Record	27-7	17-15
Points/Game	81.5	63.8
Scoring Defense	70.2	62.3
Scoring Margin	+11.3	+1.5
FG%	.449	.396
3FG%	.354	.326
3FGs/Game	7.9	7.2
FT%	.754	.707
FG% Defense	.407	.417
3FG% Defense	.314	.295
Oppt 3FGs/Game	7.0	6.5
Rebounds/Game	41.1	36.2
Offensive Rebs/Game	12.1	11.3
Rebound Margin	+7.4	+1.3
Assists/Game	14.5	12.9
Turnovers/Game	10.3	9.9
Assists/Turnovers	1.4	1.3
Turnovers Forced/Game	10.7	11.2

KenPom.com (as of 3-18-24)

	9	289
Overall Ranking	9	289
Offensive Efficiency	117.8 (24)	96.1 (332)
Defensive Efficiency	93.2 (6)	105.9 (172)
Effective FG Pct.	51.3 (146)	45.1 (349)
Turnover Pct.	14.4 (33)	16.0 (103)
Offensive Rebound Pct.	32.8 (64)	29.4 (158)
FTA/FGA	36.8 (78)	26.4 (339)
Strength of Schedule	21	351

ACC & NCAA TEAM STAT RANKINGS

Category	Value	NCAA	ACC
Scoring	81.5	23	1
Scoring Defense	70.2	119	5
Scoring Margin	+11.3	20	2
FG%	.449	161	10
3FG%	.354	103	7
3FGs/Game	7.9	124	8
FT%	.754	49	4
Free Throws Made/Game	17.4	15	1
FG% Defense	.407	26	2
3FG% Defense	.314	53	3
Rebounds/Game	41.1	8	1
Offensive Reb/Game	12.1	51	1
Rebound Margin	+7.4	16	1
Assists/Game	14.5	96	5
Turnovers/Game	10.3	56	6
Assist/Turnovers	1.4	55	5
Turnovers Forced/Game	10.7	283	12

CAROLINA STATS IN WINS vs. LOSSES

	27 Wins	7 Losses
Points Per Game	82.4	77.7
Oppt. Points Per Game	66.9	83.0
FG%	.459	.415
Oppt. FG%	.393	.462
3FG%	.358	.339
Oppt. 3FG%	.302	.361
3FGs Per Game	7.7	8.7
Oppt. 3FGs Per Game	6.7	8.1
FT%	.764	.709
Oppt. FT%	.734	.769
Rebound Margin	+9.1	+0.9
Assists/Turnovers	383/278 (1.4)	110/73 (1.5)
Opponent A/T0	254/295 (0.9)	93/68 (1.4)

Carolina's Top 5 Scorers	27 Wins
RJ Davis	20.4
Armando Bacot	14.3
Harrison Ingram	11.9
Cormac Ryan	11.1
Elliot Cadeau	8.4

Carolina's Top 5 Scorers	7 Losses
RJ Davis	25.0
Armando Bacot	13.6
Harrison Ingram	13.3
Cormac Ryan	11.6
Elliot Cadeau	4.4

UNC'S RECORD THIS SEASON WHEN...

	2023-24	Career
Six players score in double figures	2-0	
Five players score in double figures	3-0	
Four players score in double figures	13-1	
Three players score in double figures	5-5	
Two players score in double figures	3-0	
One player scores in double figures	1-1	
Bacot scores in double figures	21-4	88-36
Davis scores in double figures	25-7	72-31
Ingram scores in double figures	20-6	-
Ryan scores in double figures	15-3	-
Cadeau scores in double figures	7-0	-
Trimble scores in double figures	6-0	7-0
Washington scores in double figures	4-0	4-1
Withers scores in double figures	3-0	-
Bacot leads UNC in scoring	7-1	30-13
Davis leads UNC in scoring	18-6	29-14
Ingram leads UNC in scoring	2-0	-
Ryan leads UNC in scoring	2-0	-
Bacot w/10 or more rebounds	14-5	64-30
Bacot w/5 or more offensive rebounds	4-2	34-15
Ingram w/10 or more rebounds	15-2	-
Ingram w/15 or more rebounds	4-0	-
Ingram w/5 or more offensive rebounds	6-2	-
Withers w/10 or more rebounds	1-0	-
Bacot has a double-double	13-4	61-24
Davis has a double-double	1-0	4-1
Ingram has a double-double	10-1	-
Withers has a double-double	1-0	-
Two Tar Heels have double-doubles	3-1	-
Three players score 20 points	1-0	-
Two or more players score 20 points	4-4	-
Bacot scores 20 or more points	6-1	27-6
Davis scores 20 or more points	15-6	25-8
Ingram scores 20 or more points	3-2	-
Ryan scores 20 or more points	1-1	-
Bacot, Davis and Ingram score 20 points	1-0	-
Bacot and Davis score 20 points	3-1	10-1
Davis and Ingram score 20 points	0-2	-
Bacot and Ingram score 20 points	1-0	-
Davis scores 30 points	3-1	4-1
Ryan scores 30 points	1-0	-
Davis scores 40 points	1-0	1-0
Davis w/more assists than turnovers	20-5	67-21
Davis w/more turnovers than assists	5-1	16-12
Davis w/five or more assists	9-2	28-6
Cadeau w/more assists than turnovers	20-6	-
Cadeau w/more turnovers than assists	5-1	-
Cadeau w/five or more assists	8-5	-
Bacot makes multiple 3FGs	1-0	1-0
Cadeau makes multiple 3FGs	1-0	1-0
Davis makes multiple 3FGs	23-7	58-19
Ingram makes multiple 3FGs	10-6	-
Ryan makes multiple 3FGs	15-4	-
Trimble makes multiple 3FGs	1-0	1-0
Washington makes multiple 3FGs	3-0	3-0
Davis, Ingram & Ryan make 3FGs	13-4	-
Davis, Ingram & Ryan make multiple 3FGs	7-3	-

2023-24

UNC scores more 2nd chance points	17-3
Oppt scores more 2nd chance points	5-4
2nd chance points equal	5-0
UNC scores more points off turnovers	14-2
Oppt scores more points off turnovers	13-4
Points off turnovers equal	0-1
UNC scores more fastbreak points	24-6
Oppt scores more fastbreak points	2-1
Fastbreak points equal	1-0
UNC scores more points in the paint	20-2
Oppt scores more points in the paint	7-2
Points in the paint equal	0-3
UNC scores more bench points	15-2
Oppt scores more bench points	11-4
Bench points equal	1-1

CAROLINA BASKETBALL HISTORICAL FACTS & FIGURES

ACC Regular-Season Titles (33)

1956, 1957, 1959, 1960, 1961, 1967, 1968, 1969, 1971, 1972, 1976, 1977, 1978, 1979, 1982, 1983, 1984, 1985, 1987, 1988, 1993, 1995, 2001, 2005, 2007, 2008, 2009, 2011, 2012, 2016, 2017, 2019, 2024

ACC Tournament Record: 108-52 (.675)

ACC Tournament Titles (18)

1957, 1967, 1968, 1969, 1972, 1975, 1977, 1979, 1981, 1982, 1989, 1991, 1994, 1997, 1998, 2007, 2008, 2016

NCAA Tournament Record: 131-49 (.728)

NCAA Tournament Appearances (53)

1941, 1946, 1957, 1959, 1967, 1968, 1969, 1972, 1975, 1976, 1977, 1978, 1979, 1980, 1981, 1982, 1983, 1984, 1985, 1986, 1987, 1988, 1989, 1990, 1991, 1992, 1993, 1994, 1995, 1996, 1997, 1998, 1999, 2000, 2001, 2004, 2005, 2006, 2007, 2008, 2009, 2011, 2012, 2013, 2014, 2015, 2016, 2017, 2018, 2019, 2021, 2022, 2024

NCAA Championships (6)

1957, 1982, 1993, 2005, 2009, 2017

NCAA Championship Game Appearances (12)

1946, 1957, 1968, 1977, 1981, 1982, 1993, 2005, 2009, 2016, 2017, 2022

NCAA Final Fours (21)

1946, 1957, 1967, 1968, 1969, 1972, 1977, 1981, 1982, 1991, 1993, 1995, 1997, 1998, 2000, 2005, 2008, 2009, 2016, 2017, 2022

NCAA Regional Final or Elite Eights (29)

1941, 1946, 1957, 1967, 1968, 1969, 1972, 1977, 1981, 1982, 1983, 1985, 1987, 1988, 1991, 1993, 1995, 1997, 1998, 2000, 2005, 2007, 2008, 2009, 2011, 2012, 2016, 2017, 2022

NCAA Regional Semifinals or Sweet 16s (37)

1941, 1946, 1957, 1967, 1968, 1969, 1972, 1975, 1977, 1981, 1982, 1983, 1984, 1985, 1986, 1987, 1988, 1989, 1990, 1991, 1992, 1993, 1995, 1997, 1998, 2000, 2005, 2007, 2008, 2009, 2011, 2012, 2015, 2016, 2017, 2019, 2022

Helms Foundation National Champions: 1924

NIT Champions: 1971

National Players of the Year (11 players, 13 seasons)

Jack Cobb 1924, George Glamack 1940-41, Lennie Rosenbluth 1957, Phil Ford 1978, James Worthy 1982, Michael Jordan 1983-84, Kenny Smith 1987, Jerry Stackhouse 1995, Antawn Jamison 1998, Sean May 2005, Tyler Hansbrough 2009

Naismith Hall of Fame (12)

Ben Carnevale 1970, Frank McGuire 1977, Dean Smith 1983, Billy Cunningham 1986, Bob McAdoo 2000, Larry Brown 2002, James Worthy 2003, Roy Williams 2007, Michael Jordan 2009, Charlie Scott 2018, Bobby Jones 2019, George Karl 2022

First-Team All-Americans 40 players, 64 times Most Recent: RJ Davis, 2024

Consensus First-Team All-Americans (18 players, 27 times)

Cartwright Carmichael 1923-24, Jack Cobb 1924-25-26, George Glamack 1940-41, Lennie Rosenbluth 1957, Larry Miller 1968, Robert McAdoo 1972, Phil Ford 1977-78, James Worthy 1982, Sam Perkins 1983-84, Michael Jordan 1983-84, Kenny Smith 1987, J.R. Reid 1988, Jerry Stackhouse 1995, Antawn Jamison 1998, Joseph Forte 2001, Tyler Hansbrough 2007-08-09, Brice Johnson 2016, Justin Jackson 2017

Final Four MVPs (5)

James Worthy 1982, Donald Williams 1993, Sean May 2005, Wayne Ellington 2009, Joel Berry II 2017

National Coaches of the Year (13 times)

Frank McGuire 1957, Dean Smith 1977-79-82-83, Bill Guthridge 1998, Matt Doherty 2001, Roy Williams 2005-06-09-17-19, Hubert Davis 2022

First-Team All-ACC (53 players, 81 times) Most Recent: RJ Davis 2024

ACC Players of the Year (16 times)

Lennie Rosenbluth 1957, Pete Brennan 1958, Lee Shaffer 1960, Billy Cunningham 1965, Larry Miller 1967-68, Mitch Kupchak 1976, Phil Ford 1978, Michael Jordan 1984, Antawn Jamison 1998, Joseph Forte co-winner 2001, Tyler Hansbrough 2008, Ty Lawson 2009, Tyler Zeller 2012, Justin Jackson 2017, RJ Davis 2024

ACC Rookies of the Year (9)

Sam Perkins 1981, Michael Jordan 1982, J.R. Reid 1987, Ed Cota 1997, Joseph Forte 2000, Marvin Williams 2005, Tyler Hansbrough 2006, Brandan Wright 2007, Harrison Barnes 2011

ACC Tournament MVPs (19 times)

Lennie Rosenbluth 1957, Larry Miller 1967-68, Charles Scott 1969, Lee Dedmon 1971, Robert McAdoo 1972, Phil Ford 1975, John Kuester 1977, Dudley Bradley 1979, Sam Perkins 1981, James Worthy 1982, J.R. Reid 1989, Rick Fox 1991, Jerry Stackhouse 1994, Shammond Williams 1997, Antawn Jamison 1998, Brandan Wright 2007, Tyler Hansbrough 2008, Joel Berry II 2016

MOST POINTS — UNC, CAREER (top 70 listed)

Rank	Pts	Player
1.	2,872	Tyler Hansbrough, 2005-09 (ACC record)
2.	2,290	Phil Ford, 1974-78 2,290 Armando Bacot, 2019-
4.	2,145	Sam Perkins, 1980-84
5.	2,047	Lennie Rosenbluth, 1954-57
6.	2,030	RJ Davis, 2020-
7.	2,015	Al Wood, 1977-81
8.	2,007	Charlie Scott, 1967-70
9.	1,982	Larry Miller, 1965-68
10.	1,974	Antawn Jamison, 1995-98
11.	1,912	Brad Daugherty, 1982-86
12.	1,863	Walter Davis, 1973-77
13.	1,844	Marcus Paige, 2012-16
14.	1,836	Bobby Lewis, 1964-67
15.	1,813	Joel Berry II, 2014-18
16.	1,788	Michael Jordan, 1981-84
17.	1,765	Mike O'Koren, 1976-80
18.	1,747	George Lynch, 1989-93
19.	1,721	Rashad McCants, 2002-05
20.	1,716	Brice Johnson, 2012-16
21.	1,709	Billy Cunningham, 1962-65
22.	1,703	Rick Fox, 1987-91
23.	1,694	Wayne Ellington, 2006-09
24.	1,636	Kenny Smith, 1983-87
25.	1,627	Eric Montross, 1990-94
26.	1,626	Justin Jackson, 2014-17 Jawad Williams, 2001-05
28.	1,615	Hubert Davis, 1988-92
29.	1,611	Mitch Kupchak, 1972-76
30.	1,567	Jeff Lebo, 1985-89
31.	1,552	J.R. Reid, 1986-89
32.	1,508	Scott Williams, 1986-90
33.	1,501	Tyler Zeller, 2008-12
34.	1,492	Donald Williams, 1991-95
35.	1,482	Kennedy Meeks, 2013-17
36.	1,476	Caleb Love, 2020-23
37.	1,469	Dennis Wuycik, 1969-72
38.	1,447	Jason Capel, 1998-2002
39.	1,444	Shammond Williams, 1994-98
40.	1,414	Deon Thompson, 2006-10
41.	1,411	Brendan Haywood, 1998-01
42.	1,392	Luke Maye, 2015-19 Kris Lang, 1998-02
44.	1,375	Ty Lawson, 2006-09
45.	1,368	Danny Green, 2005-09
46.	1,339	Rusty Clark, 1966-69
47.	1,334	Pete Brennan, 1955-58
48.	1,316	Al Lifson, 1952-55
49.	1,296	Kevin Madden, 1985-90
50.	1,293	George Karl, 1970-73
51.	1,290	Joseph Forte, 1999-01
52.	1,287	York Larese, 1958-61
53.	1,276	Garrison Brooks, 2017-21
54.	1,267	Vince Carter, 1995-98
55.	1,264	Bobby Jones, 1971-74
56.	1,262	Ed Cota, 1996-2000
57.	1,260	Raymond Felton, 2002-05
58.	1,254	Ademola Okulaja, 1995-99
59.	1,232	James M McAdoo, 2011-14
60.	1,231	Joe Wolf, 1983-87
61.	1,228	Harrison Barnes, 2010-12
62.	1,219	James Worthy, 1979-82
63.	1,213	Sean May, 2002-05
64.	1,191	George Glamack, 1938-41
65.	1,187	Jerry Vayda, 1952-56
66.	1,165	Matt Doherty, 1980-84
67.	1,150	Pete Chilcutt, 1987-91
68.	1,128	Jeff McInnis, 1993-96
69.	1,124	John Henson, 2009-12
70.	1,113	Brian Reese, 1990-94



HEAD COACH HUBERT DAVIS



- Hubert Davis is in his third season as head coach at his alma mater and his 12th on the Tar Heel coaching staff.
- Davis is the fourth UNC head coach to earn a No. 1 seed in the NCAA Tournament with Dean Smith, Bill Guthridge and Roy Williams.
- The Tar Heels are 76-30 in Davis' three seasons as head coach, including a 43-17 record in ACC play. That includes 15 league wins in 2022 and 17 this season.
- Davis and Bill Guthridge are the only Tar Heel coaches to win 20 or more games in each of their first three seasons.
- Davis has second-most wins (76) among UNC head coaches in their first three seasons. Guthridge won 80 and Roy Williams won 75.
- Davis has led the Tar Heels to 13 wins over nationally-ranked opponents, including eight victories over top-10 teams (No. 4 Duke, No. 4 Baylor and No. 9 Duke in 2022; No. 6 Virginia in 2023; and No. 10 Tennessee, No. 7 Oklahoma, No. 7 Duke and No. 9 Duke in 2024). Davis, Guthridge and Williams are the only UNC coaches with eight wins over top-10 teams in their first three seasons (all with eight).
- Davis is the 2024 ACC Coach of the Year. He received 49 of the 75 votes to become the fifth different Tar Heel head coach to win the award (Frank McGuire, Smith, Guthridge and Williams).
- Davis also won ACC Coach-of-the-Year honors from the Associated Press.
- Davis is a semifinalist for the Naismith National Coach of the Year, the Jim Phelan National Coach of the Year, the Ben Jobe National Coach of the Year and the Skip Prosser Man of the Year awards.
- Davis led the Tar Heels this season to a 17-3 record and regular-season ACC championship. The 17 wins tie the single-season ACC record for regular-season wins (Virginia was 17-1 in 2017-18) and the 17-3 record is the best since the ACC went to a 20-game schedule in 2019-20.
- Davis has won National Coach-of-the-Year (2022) and ACC Coach-of-the-Year honors (2024) in his first three seasons as a head coach.
- The Tar Heels went 8-2 on the road in the ACC this season. That is the second time in three seasons the Tar Heels won seven or more road games in ACC play (7-3 in 2022).
- The Tar Heels are 19-11 on the road in the ACC under Hubert Davis.
- Carolina clinched sole possession of first place in the 2024 ACC standings with an 84-79 win at ninth-ranked Duke. It was the second time in three seasons the Tar Heels closed the regular season with a victory at Duke.
- Senior guard RJ Davis was a landslide winner in the voting for 2024 ACC Player of the Year. It is the first time Tar Heels won both ACC Coach and Player of the Year since Guthridge and Antawn Jamison in 1998.
- As of March 19, RJ Davis has earned first-team All-America honors from the Associated Press, Sporting News, ESPN.com and Dick Vitale, and is a finalist for the Jerry West Shooting Guard Award.
- Armando Bacot earned his third All-ACC award in 2024 and is a finalist for the Kareem Abdul-Jabbar Center Award.
- Davis, 53 (turns 54 on May 17, 2024), led the Tar Heels to the 2022 NCAA East Regional championship, a win over Duke in a historic Final Four matchup and a berth in the national championship game in his first season as a head coach. The 1992 UNC graduate received two National Coach-of-the-Year awards as UNC won 17 of its last 21 games and came within a few possessions of securing the program's seventh NCAA Tournament title.
- Davis was named the 20th head coach of

the UNC men's basketball program on April 5, 2021. He became the fourth former Tar Heel player to become UNC's head coach and the first Black head coach in Carolina men's basketball history.

• Davis played for Dean Smith at Carolina from 1988-92 and was an assistant coach on Roy Williams' staff from 2012-21. He played a key role coaching, recruiting and scouting and was the head coach of the UNC junior varsity program for six seasons from 2013-19.

- Davis led the Tar Heels to a 29-10 record in his rookie season as head coach. UNC went 15-5 in the ACC to tie Notre Dame for second place, just a game out of first. The Tar Heels went 7-3 on the road in league play, including five straight victories at Clemson, Louisville, Virginia Tech, NC State and fourth-ranked Duke when UNC won 11 of 13 games to conclude the regular season.
- The 29 wins were the second most by an individual in his first season as Carolina's head coach and equaled the 10th most in NCAA history for a first-year head coach.
- The Tar Heels closed the regular season scoring 55 second-half points in a 94-81 win at Duke in Mike Krzyzewski's final game at Cameron Indoor Stadium.
- Carolina trailed UCLA with two minutes left in the Sweet 16 but went on an 8-0 run to beat the Bruins and overpowered Saint Peter's, 69-49, in the regional final to send the Tar Heels to a 21st Final Four.
- Davis became just the second individual to play for and serve as head coach of the same school in Final Four history; the fourth to take his team to the national championship game in his first season as a head coach; the seventh to play in and be a head coach in the Final Four; and the 10th to lead his team to the Final Four in his first season as a head coach.



- The Tar Heels defeated Duke, 81-77, in the national semifinals, the first time the two great rivals ever played in the NCAA Tournament. The game featured a dozen ties and 18 lead changes, 13 of which came in the second half.
- Davis led Carolina to wins in March and April over the No. 4 (twice), No. 9 and No. 11-ranked teams in the AP poll. He won the Big House Gaines Award (National Sports Media Association) and John McLendon Award (CollegeInsider.com) as National Coach of the Year.
- In nine seasons on the bench with Williams, the Tar Heels played in eight NCAA Tournaments, advanced to the Final Four and national championship games in 2016 and 2017 and won the NCAA title in 2017. The Tar Heels went 228-95, including 107-60 in Atlantic Coast Conference regular-season play, winning the regular-season ACC title in 2016, 2017 and 2019 and the ACC Tournament title in 2016.
- Davis has coached 17 players who have played in the NBA, including 11 first-round



three-point field goals and enters the 2023-24 season second in NBA history in career three-point percentage at .441.

- Davis averaged double-figure scoring in four different seasons – a career-high 11.1 with Dallas in 1997-98 and with the Knicks in 1993-94 (11.0), 1994-95 (10.0) and 1995-96 (10.7).

- He shot 40 percent or better from three-point range in eight seasons, including 1999-2000, when he led the NBA with a career-best 49.1 percent as a Maverick.

- Davis played for NBA head coaches Pat Riley, Don Nelson, Jim Cleamons, Leonard Hamilton, Doug Collins, Rick Carlisle and Larry Brown. His NBA teammates included Anthony, Chauncey Billups, Ewing, Michael Finley, Richard Hamilton, Michael Jordan, Jason Kidd, Steve Nash, Dirk Nowitzki and Rivers.

- Hubert's uncle, Walter, starred at UNC from 1973-77 and was a five-time NBA All-Star. He was the NBA Rookie of the Year in 1978 with the Phoenix Suns, who retired his jersey number, and is a Naismith Hall of Fame finalist this year.

- Davis graduated from UNC in 1992 with a degree in criminal justice. He and his wife, Leslie, have three children – Elijah, Gracie and Micah.

draft picks – Cole Anthony, Tony Bradley, Reggie Bullock, P.J. Hairston, Justin Jackson, Brice Johnson, Cameron Johnson, Walker Kessler, Nassir Little, Day'Ron Sharpe and Coby White.

- Prior to beginning his coaching career, Davis worked for seven years with ESPN as an analyst and co-host of the College GameDay program.

- Born in Winston-Salem, N.C., Davis grew up in Burke, Va., where he attended Lake Braddock High School, the same high school UNC and US Soccer star Mia Hamm attended. Davis was a high school football teammate of future Olympic hurdles gold medalist Allen Johnson.

- Davis played in 137 games as a Tar Heel from 1988-92, during which time UNC went 102-37, won the 1989 and 1991 ACC Tournaments and played in the 1991 Final Four. He scored 1,615 points, an average of 11.8 per game. He still holds the UNC record for career three-point percentage at .435 (197 of 453). He scored in double figures 80 times with 23 games scoring 20 or more points.

- Davis averaged 21.4 points and earned second-team All-ACC honors as a senior. He scored in double figures in 32 of 33 games that season, including 20 games with 20 or more points and 30 or more in four games. He netted a career-high 35 points at Duke on March 8, 1992.

- The New York Knicks selected Davis with the 20th pick in the first round of the 1992 NBA Draft. He played 12 seasons in the NBA, scoring 5,583 points, an average of 8.2 per contest. He made 728

HUBERT DAVIS' YEAR-BY-YEAR COACHING SUMMARY

as Head Coach		Overall			ACC		ACC	ACC	NCAA	AP	Coaches
Year	School	W	L	Pct.	W	L	Finish	Tournament	Tournament	Poll	Poll
2021-22	UNC	29	10	.744	15	5	T-2nd	1-1, Semifinals	5-1, Finals	—	2
2022-23	UNC	20	13	.606	11	9	7th	1-1, Quarterfinals	—	—	—
2023-24	UNC	27	7	.794	17	3	1st	2-1, Finals	No. 1 seed, West Region	5	5
Head Coach Totals		76	30	.717	43	17		4-3	5-1		
as Assistant Coach		Overall			ACC		ACC	ACC	NCAA	AP	Coaches
Year	School	W	L	Pct.	W	L	Finish	Tournament	Tournament	Poll	Poll
2012-13	UNC	25	11	.694	12	6	3rd	2-1, Finals	1-1, 2nd Round	—	—
2013-14	UNC	24	10	.706	13	5	T-3rd	0-1, Quarterfinals	1-1, 2nd Round	19	21
2014-15	UNC	26	12	.684	11	7	5th	3-1, Finals	2-1, Sweet 16	15	12
2015-16	UNC	33	7	.825	14	4	1st	3-0, Champions	5-1, Final Four, 2nd	3	2
2016-17	UNC	33	7	.825	14	4	1st	1-1, Semifinals	6-0, Champions	5	1
2017-18	UNC	26	11	.703	11	7	T-3rd	3-1, Finals	1-1, 2nd Round	10	14
2018-19	UNC	29	7	.806	16	2	T-1st	1-1, Semifinals	2-1, Sweet 16	3	9
2019-20	UNC	14	19	.424	6	14	T-13th	1-1, Second Round	—	—	—
2020-21	UNC	18	11	.621	10	6	T-5th	2-1, Semifinals	0-1, 1st Round	—	—
Assistant Coach Totals		228	95	.706	107	55		16-8	18-7		



1 – ZAYDEN HIGH
6-9, 225, Freshman, Forward, San Antonio, Texas



X: @zaydenh1gh
 Instagram: zaydenhigh

2023-24: Played in 21 games • Season-high four points vs. Florida State in the ACC quarterfinals • Regular-season-high three points at home vs. Clemson • Season-high 12 minutes vs. Lehigh and Oklahoma, 11 vs. UC Riverside and 10 vs. Charleston Southern • Grabbed three rebounds and was a plus 5 in 12 minutes vs. Oklahoma • First field goal vs. UC Riverside • Five rebounds and scored his first collegiate points against Lehigh.

2023-24	FG	3FG	FT	REB	PF	PTS	A	TO	B	S	MP
Radford	0-0	0-0	0-0	0-1-1	2	0	0	1	0	0	8
Lehigh	0-0	0-0	2-2	2-3-5	0	2	1	0	0	1	12
UC Riverside	1-1	0-0	0-1	1-0-1	3	2	0	2	0	2	11
vs. Northern Iowa	0-1	0-0	2-2	0-1-1	3	2	0	0	0	0	4
vs. Villanova	0-0	0-0	0-0	0-0-0	0	0	0	0	1	0	2
vs. Arkansas				DNP							
Tennessee	0-0	0-0	0-0	0-0-0	0	0	1	0	0	0	2
Florida State	0-0	0-0	0-0	1-0-1	0	0	0	1	0	0	2
vs. UConn				DNP							
vs. Kentucky	0-0	0-0	0-0	0-1-1	1	0	0	0	0	0	2
vs. Oklahoma	0-1	0-0	0-0	0-3-3	2	0	0	1	0	0	12
Charleston Southern	0-1	0-1	0-0	1-1-2	2	0	0	1	0	0	10
at Pittsburgh				DNP							
at Clemson	1-2	0-1	0-0	0-0-0	3	2	0	0	0	0	3
at NC State	1-1	0-0	0-0	0-0-0	1	2	0	0	1	0	2
Syracuse	0-4	0-3	0-0	0-3-3	2	0	1	1	0	0	8
Louisville	0-0	0-0	0-0	0-0-0	0	0	0	0	0	0	2
at Boston College	0-0	0-0	0-0	0-0-0	2	0	0	0	0	0	2
Wake Forest				DNP							
at Florida State	0-0	0-0	0-0	0-1-1	0	0	0	2	0	0	2
at Georgia Tech	0-0	0-0	0-0	0-0-0	0	0	0	0	0	0	1
Duke				DNP							
Clemson	1-2	0-1	1-2	1-1-2	0	3	0	0	0	1	5
at Miami	0-2	0-1	1-2	2-0-2	2	1	0	0	0	1	3
at Syracuse				DNP							
Virginia Tech				DNP							
at Virginia				DNP							
Miami				DNP							
NC State				DNP (illness)							
Notre Dame	0-1	0-1	0-0	1-1-2	0	0	0	0	0	0	3
at Duke				DNP							
vs. Florida State (ACC)	2-2	0-0	0-0	0-0-0	0	4	0	0	0	0	3
vs. Pittsburgh				DNP							
vs. NC State				DNP							

Year	GP-GS	Min.	Ave.	HIGH'S STATS								Off	Def	Reb	Ave.	A	TO	B	S	Pts	Ave.
				FGM-A	Pct.	3FGM-A	Pct.	FTM-A	Pct.												
2023-24	21-0	99	4.7	6-18	.333	0-8	.000	6-9	.667	9	16	25	1.2	3	9	2	5	18	0.9		



2 – ELLIOT CADEAU

6-1, 180, Freshman, Guard, West Orange, N.J.



X: @ElliotCadeau
Instagram: elllio
pronunciation: kuh-DOE

2023-24 Honors
ACC All-Freshman team

2023-24: First Tar Heel to make the ACC All-Freshman team since Caleb Love and Day'Ron Sharpe in 2021 • Joins Ed Cota, Raymond Felton, Bobby Frasor, Ty Lawson, Kendall Marshall, Marcus Paige, Coby White, Cole Anthony and Love as UNC point guards to earn All-Freshman team honors.

Averaging 7.6 points and 4.2 assists • Leads UNC with 142 assists • Has a 2.29 to 1 assist/turnover ratio • Is sixth in the ACC in assist/TO and seventh in assists • The 11th UNC freshman with 100 assists in a season and has the fourth-best assist/turnover ratio among those players (behind Jeff Lebo, Ty Lawson and Kendall Marshall) • Has six or more assists 10 times (UNC 8-2) • More assists than turnovers 26 times • Season-high 10 assists vs. Tennessee and ACC-best nine at Syracuse • Scoring high of 19 points at Miami • Started 28 of the last 29 games (all except senior night) • Has one or fewer turnovers 13 times • Scored in double figures seven times (UNC 7-0) • Has a positive plus/minus 29 times, second most on the team • Made 26 of his last 34 free throws (76.5%) over the last 14 games • Averaged 5.7 assists in the ACC Tournament.

2023-24 Game Highlights: Eight assists in ACC final vs. NC State • Eight points, a game-high six assists and helped UNC shoot 50% in both halves in the ACC quarterfinal win over Florida State • Jumper from just inside the three-point line as the shot clock expired gave UNC an 80-72 lead with 40 seconds to play in the win at Duke • Second-highest offensive rating (145) of the season and highest in an ACC game in the home win over NC State as he scored 15 points and had seven assists (fourth time with seven or more assists) • Game-high six assists, one more than Virginia's entire team, in the win in Charlottesville • Was a plus 20 in the first half as UNC built an 11-point lead over Virginia Tech • ACC-best nine assists against just one turnover at Syracuse • Season highs in points (19), 3FGs (2) turnovers (5) and steals (4), tied season high with seven field goals and eight assists in the win at Miami • Made his first three since December and first in ACC play • Scored 11 of UNC's first 26 points as the Tar Heels jumped out to a 26-18 lead • Played 35 minutes at Miami, most this season (third time 30 or more) • Had four assists and only one turnover and was a plus nine, second best in the game, in the win over Duke, leading the Tar Heels to 93 points • Five assists and was a game-best plus 12 at Georgia Tech but fouled out with 5:49 to play • Game-high plus 16, game-high six assists and season-high 16 points in the win at Florida State • Season-best 8 for 9 from the line as he drew nine fouls • Was the first time since Villanova he led UNC in plus/minus • Made seven of 12 field goal attempts and totaled 14 points and had a game-high three assists vs. Wake Forest • Played 16 second-half minutes and directed an offense that shot 61.3% from the floor and scored 52 points vs. the Deacs • Season-high three steals, all in the first half, vs. Louisville • Scored seven of his 11 points at NC State in the second half and finished with six assists, the most since he had 10 against Tennessee • Scored in double figures (13) for the second time vs. Charleston Southern • Driving layup gave UNC its first lead of the second half in the home win over Florida State • Had 10 assists and zero turnovers in the win over No. 10 Tennessee • First Tar Heel with 10 or more assists and no turnovers since Marcus Paige in 2015 and first UNC freshman with double-digit assists since Paige in 2013 • Six first-half assists (UT had four) in helping the Tar Heels build a 61-39 lead • Joined Ed Cota (twice) and Ty Lawson as Tar Heels with 10 or more assists without a field goal • Went 5 for 8 from the line vs. the Vols (made two with 1:31 to play after UT cut the lead to six) • Averaged 8.3 points and totaled 11 assists and one turnovers in the three games in the Bahamas • Made his first start

2023-24	FG	3FG	FT	REB	PF	PTS	A	TO	B	S	MP
Radford	2-6	0-1	1-3	1-1-2	2	5	6	2	0	0	20
Lehigh	3-8	0-3	1-2	0-2-2	0	7	0	2	0	1	21
UC Riverside	3-4	0-0	2-3	0-0-0	1	8	2	4	0	0	23
vs. Northern Iowa	5-9	1-4	4-5	0-2-2	0	15	3	0	1	0	23
vs. Villanova	1-4	1-1	0-2	0-0-0	5	3	5	0	0	0	17
vs. Arkansas	2-4	1-1	2-4	1-1-2	5	7	3	1	0	0	26
Tennessee	0-5	0-1	5-8	1-1-2	3	5	10	0	0	1	31
Florida State	3-5	0-1	1-2	1-2-3	3	7	3	1	0	1	27
vs. UConn	3-4	0-0	1-2	0-1-1	0	7	5	2	0	1	27
vs. Kentucky	1-2	0-0	1-2	0-1-1	4	3	3	2	0	0	18
vs. Oklahoma	2-7	0-1	3-4	1-1-2	3	7	1	2	0	1	20
Charleston Southern	5-9	1-2	2-2	2-2-4	0	13	3	1	0	1	21
at Pittsburgh	2-2	0-0	0-1	0-0-0	4	4	2	2	0	0	15
at Clemson	1-4	0-2	2-2	1-0-1	3	4	1	0	0	0	18
at NC State	4-8	0-0	3-4	0-1-1	1	11	6	2	0	1	33
Syracuse	3-7	0-2	0-1	1-1-2	0	6	3	2	1	0	23
Louisville	2-4	0-1	1-2	1-1-2	1	5	3	2	0	3	25
at Boston College	3-7	0-0	2-4	0-2-2	3	8	5	2	0	0	28
Wake Forest	7-12	0-0	0-1	0-3-3	1	14	3	1	0	1	28
at Florida State	4-12	0-1	8-9	1-1-2	3	16	6	3	0	0	28
at Georgia Tech	2-7	0-1	1-1	0-2-2	5	5	5	1	0	1	21
Duke	1-9	0-4	5-7	2-0-2	3	7	4	1	0	0	23
Clemson	2-6	0-0	1-1	0-4-4	3	5	1	2	0	1	20
at Miami	7-14	2-6	3-4	1-2-3	1	19	8	5	0	4	35
at Syracuse	1-4	1-1	1-2	1-0-1	4	4	9	1	0	0	31
Virginia Tech	4-7	0-2	0-0	0-2-2	3	8	4	5	0	0	23
at Virginia	2-8	0-2	0-0	0-2-2	3	6	6	1	0	0	27
Miami	3-5	0-0	0-0	0-1-1	2	6	5	2	0	1	27
NC State	5-7	1-1	4-5	1-3-4	1	15	7	2	0	1	31
Notre Dame	2-4	0-0	0-1	1-4-5	3	4	2	2	0	3	24
at Duke	3-4	0-0	1-2	0-3-3	4	7	1	4	0	2	21
vs. Fla State (ACC)	4-10	0-4	0-0	0-4-4	1	8	6	2	1	3	28
vs. Pittsburgh	2-9	0-2	2-2	0-5-5	2	6	3	2	0	1	20
vs. NC State	2-8	0-1	0-0	2-2-4	4	4	8	1	0	1	29

against Arkansas in the final game at Atlantis • Three-pointer late in the first half ended a 12-1 Razorback run • Made 5 of 9 field goals and scored in double figures for the first time with 15 points vs. Northern Iowa • Five points and six assists in his debut vs. Radford • The six assists were the most by a freshman in the season opener since 2006 • Voted ACC Preseason Rookie of the Year by the ACC media.

TOP 5 OFFENSIVE GAME RATINGS

148	vs. UNI
145	NC State
145	Charleston Southern
128	Syracuse
123	vs. Arkansas

Year	GP-GS	Min.	Ave.	CADEAU'S STATS								Off	Def	Reb	Ave.	A	TO	B	S	Pts	Ave.
				FGM-A	Pct.	3FGM-A	Pct.	FTM-A	Pct.												
2023-24	34-28	828	24.3	96-225	.427	8-44	.182	57-88	.648	19	57	76	2.2	142	62	3	29	257	7.6		



3 - CORMAC RYAN

6-5, 195, Grad Student, Guard, New York, N.Y.



Instagram: cormac_ryan5

2023-24 Honors

ACC Player of the Week (Notre Dame/at Duke)

Career: Team captain at Notre Dame in each of the previous three seasons • One of three Irish players to serve as captain in three seasons • Has scored 1,543 points and made 278 three-pointers in 149 games over five seasons • Made 118 starts • Began his career at Stanford in 2018-19 (scored 14 points at UNC that season) • Transferred to Notre Dame, where he red-shirted in 2019-20 and scored 964 points (10.5 per game) for the Irish from 2020-23 • Scored

his 1,000th collegiate point on 1/21/23 against Boston College • Has scored in double figures 75 times with 20 or more points eight times • Career-high 31 at Duke on 3/9/24, which helped UNC secure the regular-season ACC title outright • Previous high was 29 vs. Alabama in the 2022 NCAA Tournament • It was his second time scoring 28 or more points at Duke (also in 2021) • An 82% shooter from the free throw line and made 34.9% from three • Shot better than 80% from the line in each of the last four seasons • Made a three in 121 games, multiple threes 77 times and five or more 11 times • Two-time Academic All-ACC honoree • First name pronounced CORE-mack.

2023-24: His two-highest offensive ratings came in the last four games at Duke (168) and vs. Florida State (158) in the ACC quarterfinal • Only Tar Heel ever to make six 3FGs at Virginia and Duke • Second on the team in three-pointers (a career-high 66) and free throw shooting (career-high 86%) and fourth in scoring (11.2) • Led UNC in plus/minus nine times, tied with RJ Davis for the most on the team • Made a three in 26 games and multiple 3FGs 19 times (UNC 15-4) • Season-high six 3FGs in wins at Virginia and Duke and four vs. Kentucky, Louisville, at Syracuse and Virginia Tech • Scored in double figures 18 times (UNC 15-3) with a high of 31 at Duke • Hit 38 threes over the last 15 games (2.5 per game) • First career ACC Player-of-the-Week award for his play vs. Notre Dame and Duke.

2023-24 Game Highlights: Made three 3FGs and scored 14 points, his fourth straight game in double figures, vs. ESU in the ACC quarterfinals • Hit six three-pointers (three in each half) and a career-high nine free throws (4 for 4 in the last 16 seconds) for a career-high 31 points in the win at Duke • Made three 3FGs over a minute and 35 seconds to give UNC a 15-4 lead • Sixth 3FG came with 1:38 to play and gave UNC a nine-point lead • Most points (31) by a Tar Heel vs. Duke since Antawn Jamison (35) in 1998 and most at Duke since Hubert Davis (35) in 1992 • Seventh Tar Heel to score 30 or more at Duke • One of four Tar Heels to make six threes vs. Duke (only Ryan and Davis made six in Durham) • Hit a pair of threes and scored 14 points in his final game in the Smith Center, which came against Notre Dame, where he played the previous three seasons • Sensational defensive effort in the second half in the home win over NC State, helping to limit DJ Horne to one field goal • Co-led UNC in plus/minus at +17 • Three-pointer ignited comeback from 10-point deficit • Season-high six threes and led all scorers with 18 points in the win at Virginia • First time he led UNC in scoring • Made five 3FGs in the first half, most by a Tar Heel in a half since Caleb Love made five in the second half vs. UCLA in the 2022 NCAA Sweet 16 • Scored nine straight UNC points to give Carolina an 18-6 lead • Made four 3FGs for the second game in a row and added 4 for 4 FTs for 16 points vs. Virginia Tech • Four 3FGs and 18 points at Syracuse •

2023-24	FG	3FG	FT	REB	PF	PTS	A	TO	B	S	MP
Radford•	3-8	3-7	4-4	0-3-3	0	13	3	0	0	1	31
Lehigh•	2-7	0-3	2-2	0-2-2	1	6	3	1	0	1	25
UC Riverside•	1-6	0-4	0-0	0-3-3	2	2	3	1	1	2	22
vs. Northern Iowa•	3-12	3-8	6-6	0-4-4	1	15	2	1	3	1	28
vs. Villanova•	7-12	2-6	2-3	1-2-3	3	18	1	3	0	1	38
vs. Arkansas	DNP right ankle										
Tennessee	3-9	2-6	7-7	1-1-2	5	15	1	1	0	0	24
Florida State•	2-9	2-7	2-3	0-6-6	1	8	1	3	0	2	32
vs. UConn•	3-10	0-6	0-0	0-0-0	2	6	0	1	0	0	24
vs. Kentucky•	8-12	4-7	0-0	0-4-4	1	20	0	2	0	1	33
vs. Oklahoma•	4-10	1-5	4-5	0-7-7	1	13	0	1	0	2	36
Charleston Southern•	3-7	1-3	0-0	0-3-3	2	7	1	0	2	1	23
at Pittsburgh•	3-9	0-2	4-4	1-6-7	4	10	0	0	0	2	32
at Clemson•	4-8	2-6	0-0	1-1-2	0	10	4	3	0	1	29
at NC State•	3-9	2-6	0-0	1-2-3	1	8	0	1	0	0	30
Syracuse•	2-5	0-3	5-6	1-1-2	1	9	2	1	0	1	24
Louisville•	5-10	4-7	0-0	0-2-2	4	14	0	0	0	0	28
at Boston College•	4-11	0-4	6-6	2-1-3	4	14	1	1	1	1	33
Wake Forest•	3-8	1-2	4-4	1-2-3	2	11	1	0	2	0	29
at Florida State•	3-9	3-9	1-2	3-2-5	4	10	0	1	0	0	31
at Georgia Tech•	3-14	3-10	0-0	1-1-2	1	9	1	2	0	1	34
Duke•	3-7	2-5	1-3	0-3-3	3	9	2	1	1	2	32
Clemson•	1-10	0-6	0-0	0-2-2	2	2	4	0	0	0	30
at Miami•	2-6	2-5	1-2	0-0-0	4	7	1	3	0	0	24
at Syracuse•	6-14	4-9	2-2	0-2-2	4	18	3	5	0	0	40
Virginia Tech•	4-11	4-7	4-4	1-1-2	3	16	2	0	1	1	32
at Virginia•	6-12	6-11	0-0	0-1-1	4	18	0	1	1	0	34
Miami•	3-13	1-9	0-0	1-1-2	2	7	2	2	0	0	28
NC State•	1-3	1-3	2-2	0-2-2	5	5	0	1	1	0	30
Notre Dame	4-9	2-5	4-6	1-4-5	1	14	1	0	0	0	31
at Duke•	8-12	6-8	9-10	0-2-2	3	31	1	2	0	1	34
vs. Fla State (ACC)•	5-7	3-4	1-2	1-1-2	2	14	0	1	0	0	26
vs. Pittsburgh•	1-9	1-6	0-0	1-3-4	3	3	1	0	0	1	33
vs. NC State•	2-7	1-5	3-3	0-1-1	3	8	1	1	0	0	34

Raced back on defense after a turnover to breakup a Miami layup attempt that would have tied the game with 30 seconds to play in the win in Coral Gables • Hit a pair of threes and had two big steals at home vs. Duke • Made all three of his 3FGs early in the second half at Florida State, the first two helped erase an eight-point deficit (FSU's largest lead of the game) • Made four first-half 3FGs against Louisville • Scored all 10 of his points in the first half, led UNC with four assists and played outstanding defense in the win at No. 16 Clemson • Scored 20 points for the first time as a Tar Heel vs. Kentucky • Scored 15 points in the win over No. 10 Tennessee • Did not play vs. Arkansas after spraining his right ankle in the final seconds

TOP 5 OFFENSIVE GAME RATINGS

2023-24

- 168 at Duke
- 158 vs. Florida State (ACC quarterfinal)
- 153 Radford
- 149 Virginia Tech
- 144 Louisville

Career

- 189 Notre Dame at NC State (1/24/2023)
- 188 Notre Dame vs. Boston University (12/7/2022)
- 180 Notre Dame vs. Western Michigan (12/20/21)
- 175 Stanford vs. Seattle (11/6/2018)
- 172 Notre Dame vs. Alabama (3/18/2022)

RYAN'S STATS AT STANFORD																			
Year	GP-GS	Min.	Ave.	FGM-A	Pct.	3FGM-A	Pct.	FTM-A	Pct.	Off	Def	Reb	Ave.	A	TO	B	S	Pts	Ave.
2018-19	24-17	685	28.5	66-198	.333	49-155	.316	28-38	.737	8	75	83	3.5	45	38	4	24	209	8.7
RYAN'S STATS AT NOTRE DAME																			
Years	GP-GS	Min.	Ave.	FGM-A	Pct.	3FGM-A	Pct.	FTM-A	Pct.	Off	Def	Reb	Ave.	A	TO	B	S	Pts	Ave.
2020-21	25-16	737	29.5	84-217	.387	43-125	.344	37-45	.822	22	89	111	4.4	63	42	9	26	248	9.9
2021-22	35-22	1048	30.0	108-238	.454	57-140	.407	50-62	.806	24	143	167	4.8	65	38	7	31	323	9.2
2022-23	32-32	1084	33.9	134-328	.409	63-183	.344	62-75	.827	22	106	128	4.0	79	48	13	41	393	12.3
Totals	92-70	2870	31.2	326-783	.416	163-448	.364	149-182	.819	68	338	406	4.4	207	128	29	98	964	10.5
RYAN'S STATS AT CAROLINA																			
Years	GP-GS	Min.	Ave.	FGM-A	Pct.	3FGM-A	Pct.	FTM-A	Pct.	Off	Def	Reb	Ave.	A	TO	B	S	Pts	Ave.
2023-24	33-31	994	30.1	115-305	.377	66-193	.342	74-86	.860	18	76	94	2.8	42	40	13	23	370	11.2
RYAN'S FIVE-YEAR COLLEGE STATS																			
Totals	GP-GS	Min.	Ave.	FGM-A	Pct.	3FGM-A	Pct.	FTM-A	Pct.	Off	Def	Reb	Ave.	A	TO	B	S	Pts	Ave.
	149-118	4548	30.5	507-1286	.394	278-796	.349	251-306	.820	94	489	583	3.9	294	206	46	145	1543	10.4

against Villanova • Was his first missed game since the 2020-21 season at Notre Dame • Made three 3FGs in opening minutes of the second half in the win over Northern Iowa • Scored 18 points vs. Villanova, including a three-pointer with 33 seconds to play that tied the game, which went to overtime.

2022-23 at Notre Dame: Averaged a career-best 12.3 points, scoring in double figures 21 times, including 11 of the last 13 games • Made a then-career-high 63 three-pointers • Made 6 of 7 from three-point range and scored a season-high 23 in Notre Dame's 70-52 win at Michigan State • Scored 20 points in head coach Mike Brey's final home game in an upset win over No. 25 Pittsburgh • Career-high eight assists vs. Louisville • Had 14 points, seven rebounds, three assists and two steals vs. UNC.

2021-22 at Notre Dame: Averaged 9.2 points • Shot a career-best 40.4% from three-point range (57 of 140) • Helped lead Notre Dame to the second round of the NCAA Tournament • Scored in double figures 14 times, including three of the Irish's four postseason games • Career-high 29 points in the first-round win over No. 6-seed Alabama • Career-best 10 of 13 from the floor, including 7 of 9 from three, vs. the Tide • The seven three-pointers are the NCAA Tournament-record by a Notre Dame player.

2020-21 at Notre Dame: Averaged 9.9 points • Scored in double figures 12 times with a season-high 28 at Duke, when he made 10 of 16 from the floor, including 4 of 7 three-pointers • Scored 21 first-half points at Duke – in one stretch he scored 13 straight points for the Irish • Scored 16 of Notre Dame's final 18 points vs. Virginia.

2018-19 at Stanford: Started 17 of 24 games, averaging 8.7 points • Played for former UNC assistant coach Jerod Haase • Led the Cardinal with 48 three-pointers • Scored in double figures 10 times with highs of 19 vs. UCLA and 18 at Southern California.

CORMAC RYAN'S GAME-BY-GAME LOGS

2018-19 (Stanford)	FG	3FG	FT	REB	PF	PTS	A	TO	B	S	MP
Seattle•	5-8	5-6	1-1	1-3-4	2	16	1	1	0	2	32
at UNCW•	6-11	1-5	1-1	1-4-5	4	14	1	1	0	2	21
at North Carolina•	4-12	4-11	2-2	0-5-5	2	14	6	1	0	2	34
vs. Wisconsin•	1-9	0-6	0-0	0-1-1	2	2	0	1	1	0	31
vs. Florida•	4-10	4-9	0-0	0-2-2	2	12	1	2	1	2	32
vs. Middle Tenn St•	1-7	0-5	7-8	1-7-8	2	9	2	4	0	2	35
Portland State•	2-10	1-7	3-5	0-5-5	3	8	3	3	0	0	33
at Kansas	4-9	2-7	2-2	0-2-2	4	12	1	2	0	1	32
Eastern Washington•	4-6	4-6	0-0	1-6-7	1	12	2	2	0	0	37
San Jose State	DNP - sprained ankle										
at San Francisco	DNP - sprained ankle										
Long Beach State	DNP - sprained ankle										
at UCLA•	2-11	2-8	1-2	1-2-3	3	7	0	1	0	0	31
at USC•	6-13	6-11	0-0	0-0-0	2	18	5	1	0	2	38
Arizona•	1-3	0-1	0-0	0-1-1	3	2	1	1	0	1	20
Arizona State•	1-8	1-7	1-2	1-1-2	2	4	2	0	0	0	18
at Washington	DNP - sprained ankle										
at Washington State	DNP - sprained ankle										
Utah	DNP - sprained ankle										
Colorado	DNP - sprained ankle										
at California	2-4	2-3	1-2	0-2-2	0	7	1	2	0	0	21
at Oregon State	2-6	1-5	1-2	0-7-7	3	6	1	1	0	1	33
at Oregon•	0-4	0-3	0-0	0-2-2	3	0	1	2	0	0	29
USC•	0-5	0-5	2-2	0-1-1	3	2	1	2	0	2	23
UCLA	6-9	5-8	2-2	0-6-6	3	19	3	1	0	2	26
at Arizona State•	2-10	1-7	1-2	0-6-6	4	6	1	1	0	0	33
at Arizona	1-9	1-7	0-0	0-2-2	2	3	2	0	0	1	28
Washington State	5-9	4-8	0-0	0-2-2	2	14	2	0	0	0	19
Washington•	4-6	3-5	2-2	0-3-3	2	13	0	6	0	1	32
California•	3-11	2-10	0-0	1-2-3	4	8	6	3	1	3	30
vs. UCLA (Pac 12)	0-8	0-5	1-3	1-3-4	2	1	2	0	0	0	16
2020-21 (Notre Dame)	FG	3FG	FT	REB	PF	PTS	A	TO	B	S	MP
at Michigan State•	3-12	3-7	4-4	0-1-1	2	13	3	3	0	1	36
Detroit Mercy•	4-12	2-5	2-2	0-5-5	0	12	6	0	1	1	38
Ohio State•	5-8	2-5	3-4	0-3-3	3	15	4	1	0	0	39
at Kentucky•	2-8	1-4	1-1	2-6-8	1	6	4	2	0	1	38
Duke•	1-7	1-5	2-2	1-4-5	2	5	3	2	0	1	34
vs. Purdue•	5-13	4-11	0-0	1-2-3	4	14	4	4	0	0	35
Bellarmino•	2-7	1-4	2-2	1-4-5	2	7	1	2	1	0	22
Virginia•	0-4	0-3	0-0	2-2-4	3	0	0	2	0	1	28
at North Carolina•	2-8	1-6	0-0	0-3-3	2	5	5	1	0	1	38
at Virginia Tech•	3-10	2-8	2-4	1-6-7	2	10	4	1	0	2	31
at Virginia•	4-8	1-3	7-7	0-4-4	0	16	0	0	0	1	28
Boston College	3-11	2-5	2-2	1-4-5	1	10	3	1	0	2	28
at Miami•	1-3	1-3	2-2	0-0-0	1	5	2	0	0	2	23
Virginia Tech	DNP – sprained left foot										

at Pittsburgh	7-8	5-6	0-1	1-4-5	1	19	0	2	0	1	28
Wake Forest	5-9	3-5	0-0	1-2-3	3	13	3	0	2	3	26
at Georgia Tech	2-5	0-2	1-2	0-6-6	3	5	3	2	0	1	27
at Duke•	10-16	4-7	4-5	0-2-2	1	28	1	2	1	3	36
Miami•	1-6	1-6	0-0	0-2-2	2	3	2	2	2	0	22
at Syracuse	2-6	2-3	0-0	0-2-2	1	6	0	3	0	0	15
at Louisville	4-9	1-5	0-0	0-8-8	3	9	2	2	0	0	29
at Boston College•	3-8	0-4	1-1	1-3-4	4	7	4	3	0	0	24
NC State•	3-11	1-4	2-2	5-4-9	0	9	4	2	0	1	29
Florida State	4-9	3-6	0-1	2-5-7	3	11	3	2	1	1	30
vs. Wake Forest (ACC)	6-10	2-4	0-1	2-5-7	2	14	1	0	1	1	29
vs. North Carolina	2-9	0-4	2-2	1-2-3	1	6	1	3	0	2	22
2021-22 (Notre Dame)	FG	3FG	FT	REB	PF	PTS	A	TO	B	S	MP
Cal State Northridge•	1-4	0-2	2-2	1-3-4	2	4	2	1	0	1	34
High Point•	3-10	1-6	3-5	2-0-2	2	10	3	0	0	2	35
vs. Saint Mary's•	5-10	3-5	3-4	0-5-5	0	16	0	1	0	0	34
vs. Chaminade•	5-5	1-1	0-0	0-3-3	1	11	3	2	0	0	32
vs. Texas A&M•	2-7	1-6	2-2	1-2-3	0	7	3	2	1	1	34
at Illinois•	4-12	1-4	0-0	2-5-7	2	9	1	1	0	0	30
at Boston College•	1-7	1-5	0-0	0-1-1	0	3	2	2	0	0	27
Kentucky•	3-4	1-2	0-0	0-5-5	2	7	4	2	0	1	31
vs. Indiana•	1-9	0-5	1-2	1-5-6	3	3	2	1	0	1	30
Western Michigan	4-6	2-4	3-3	0-5-5	0	13	3	0	3	0	25
Texas A&M-	4-7	4-5	2-2	2-5-7	2	14	2	2	0	3	35
Corpus Christi											
at Pittsburgh	1-6	1-4	2-2	1-3-4	2	5	2	0	1	1	35
North Carolina	3-4	3-4	2-2	0-3-3	1	11	0	2	0	1	23
at Georgia Tech•	3-5	1-2	0-0	0-1-1	4	7	0	1	0	3	23
Clemson	2-7	2-6	0-1	0-7-7	4	6	0	1	0	1	25
at Virginia Tech	2-6	2-2	0-2	1-4-5	2	6	1	0	0	0	17
at Howard	2-6	0-3	2-3	0-2-2	4	6	0	0	0	0	25
at Louisville	2-5	2-3	0-0	0-5-5	2	6	2	1	0	0	24
NC State	0-3	0-3	4-4	1-7-8	3	4	1	2	0	2	27
Virginia	1-3	0-2	0-0	0-3-3	0	2	0	1	0	0	15
Duke	1-6	0-3	0-2	0-6-6	0	2	3	2	0	0	25
at Miami	2-6	1-4	2-2	2-5-7	1	7	2	1	0	1	22
at NC State	1-2	1-2	0-0	0-7-7	1	3	3	1	0	0	32
Louisville•	3-7	1-4	0-0	0-4-4	2	7	4	0	0	2	37
at Clemson•	5-8	3-4	0-0	2-4-6	1	13	1	1	0	2	35
Boston College•	3-8	1-3	5-5	4-2-6	4	12	3	4	0	0	36
at Wake Forest•	3-6	2-3	4-4	0-2-2	3	12	3	1	1	1	34
Syracuse•	6-9	2-5	2-2	0-5-5	2	16	2	0	0	1	30
Georgia Tech•	3-4	2-3	0-0	1-9-10	2	8	3	1	0	1	27
at Florida State•	2-5	0-2	0-0	0-6-6	1	4	3	0	0	1	29
Pittsburgh•	5-9	5-7	0-0	1-5-6	2	15	3	0	1	0	32
vs. Virginia Tech (ACC)•	5-9	2-5	8-8	1-4-5	4	20	1	0	0	2	35
vs. Rutgers (NCAA)•	7-12	2-6	0-0	0-1-1	2	16	2	1	0	3	46
vs. Alabama•	10-13	7-9	2-2	0-6-6	3	29	1	2	0	0	36
vs. Texas Tech•	3-8	2-6	1-3	1-3-4	4	9	0	2	0	0	34
2022-23 (Notre Dame)	FG	3FG	FT	REB	PF	PTS	A	TO	B	S	MP
Radford•	4-9	0-5	2-2	3-3-6	3	10	2	3	0	1	38
Youngstown State•	3-7	1-3	6-6	1-2-3	3	13	2	1	0	2	30
Southern Indiana•	2-7	2-3	7-8	0-5-5	3	13	3	2	0	0	29
Lipscomb•	3-9	1-5	0-0	2-1-3	1	7	4	1	1	3	38
Bowling Green•	3-9	0-4	2-2	0-6-6	2	8	1	0	1	0	39
vs. St. Bonaventure•	4-8	1-3	0-0	1-3-4	3	9	0	3	0	0	34
Michigan State•	8-11	6-7	1-2	0-3-3	3	23	0	2	0	0	40
Syracuse•	5-11	4-8	0-0	0-3-3	0	14	3	2	1	1	35
Boston University•	6-7	4-4	5-6	2-3-5	4	21	3	1	1	4	31
Marquette•	2-5	1-4	2-2	0-3-3	3	7	2	1	0	0	26
vs. Georgia•	5-9	3-5	2-3	1-5-6	1	15	4	2	0	1	33
at Florida State•	6-13	3-6	2-3	0-6-6	1	17	2	1	0	0	38
Jacksonville•	2-9	1-6	1-1	0-0-0	2	6	1	1	0	1	32
Miami •	2-10	2-8	2-2	0-9-9	2	8	5	1	1	0	35
at Boston College•	5-11	1-6	0-0	2-3-5	0	11	0	1	0	1	34
at North Carolina•	3-12	2-5	0-0	1-5-6	2	8	2	2	1	1	28
Georgia Tech•	5-12	1-4	0-0	1-1-2	1	11	3	1	2	2	40
at Syracuse•	1-6	1-5	0-0	0-2-2	4	3	3	0	2	1	26
Florida State•	2-7	0-4	2-4	2-4-6	3	6	2	1	0	2	31
Boston College•	4-10	3-7	2-4	1-2-3	1	13	4	3	0	3	29
at NC State•	6-8	5-6	2-2	0-4-4	4	19	2	1	0	0	37
Louisville•	4-8	2-5	1-1	0-4-4	3	11	8	1	0	3	35
Wake Forest•	5-13	0-3	2-3	1-0-1	3	12	2	3	0	2	30
at Georgia Tech•	3-13	1-6	6-6	1-4-5	1	13	3	0	0	0	34
Virginia Tech•	6-10	5-9	0-0	0-2-2	2	17	3	2	0	0	37
at Duke•	2-8	2-6	1-2	0-4-4	1	7	2	0	2	1	34
at Virginia•	3-7	2-6	0-0	0-2-2	1	8	2	0	0	2	35
North Carolina•	6-18	2-8	0-0	2-5-7	2	14	3	3	0	2	38
at Wake Forest•	4-12	1-7	3-5	0-4-4	5	12	2	1	1	4	36
Pittsburgh•	6-17	2-9	6-6	1-3-4	3	20	4	1	0	1	37
at Clemson•	7-18	2-10	3-3	0-2-2	2	19	2	2	0	1	32
vs. Virginia Tech (ACC)•	7-14	2-6	2-2	0-3-3	3	18	0	5	0	2	34



4 – RJ DAVIS

6-0, 180, Senior, Guard, White Plains, N.Y.



X: @ariidavis_ Instagram: ariidavis_

2023-24 Honors

- ACC Player of the Year (ACC and AP)
- First-team All-ACC (ACC and AP)
- Associated Press, Sporting News, ESPN.com and Dick Vitale first-team All-America
- Jerry West Award finalist
- Four-time ACC Player of the Week
- Four-time National Player of the Week
- ACC Tournament First Team

2022-23 Honors

- UNC's Co-Most Valuable Player

– Honorable mention All-ACC, Academic All-ACC

Career: Joins Phil Ford, Michael Jordan, Joseph Forte and Ty Lawson as the only Tar Heel guards voted ACC Player of the Year (15th Tar Heel overall) • First Tar Heel since Justin Jackson in 2017 named first-team All-America (as of March 12 by ESPN.com, Sporting News and Dick Vitale).

Is sixth in UNC scoring with 2,030 points, the second most by a guard behind Phil Ford's 2,290 • The only Tar Heel with 2,000 points, 500 rebounds, 400 assists, 250 three-pointers and 100 steals • UNC's all-time leader in free throw percentage (85.7%) and is second in three-pointers (267) and 16th in assists (423) • Has the eighth-highest scoring average among Tar Heel guards • Set the all-time Smith Center scoring record with a career-high 42 vs. Miami on 2/26/24 • Scored in double figures 103 times (UNC 72-31), with 20 or more 33 times (UNC 25-8) and 30 or more five times (UNC 4-1) • Made multiple three-pointers 77 times (UNC 58-19) with a high of seven vs. Miami in his 42-point effort • Made four or more 3FGs 27 times, five or more eight times and six or more twice • Set the UNC record with 23 consecutive games with multiple 3FGs, eight more games than the previous record by Justin Jackson in 2017 • Made at least one three in his last 39 games, the third-longest streak in UNC history • Led UNC in scoring 43 times and assists 55 times • Has two of the five-longest consecutive made free throw streaks in UNC history – tied Jeff Lebo's record of 41 in the Kentucky game on 12/16/23 and also had a streak of 39 over the last five games in 2021-22 and first four games in 2022-23.

Only Tar Heel with at least 10 assists in one NCAA Tournament game and 30 points in the next (12 assists vs. Marquette and 30 points vs. Baylor in the 2022 first and second round games) • Career highs include 12 rebounds vs. Kansas in the 2022 NCAA championship game, 12 assists vs. Marquette (3/17/22), 14 for 14 free throws vs. NC State (1/21/23) and five steals twice • One of four Tar Heels with career highs of at least 30 points, 10 rebounds and 10 assists (with Larry Miller, Walter Davis and Steve Bucknall) • Has the second-highest free throw percentage in UNC history in NCAA Tournament play (93.5%) • Five career doubles-doubles (four in points/rebounds and one in points/assists) • Has the fifth-most career points (173) and second-most 3FGs by a Tar Heel in the ACC Tournament.

2023-24: Associated Press, Sporting News ESPN.com and Dick Vitale's first-team All-America • The 15th Tar Heel (18 times) to earn first-team AP All-America honors • ACC Player of the Year by the ACC and the Associated Press (received 90.7 of the first-place ballots by the ACC voters and was a unanimous choice by the AP) • Leading vote-getter for first-team All-ACC (also unanimous selection by the AP) • Candidate for National Player-of-the-Year One of five finalists for the Jerry West Award (top shooting guard)

2023-24	FG	3FG	FT	REB	PF	PTS	A	TO	B	S	MP
Radford•	6-14	1-5	0-0	0-3-3	1	13	2	2	0	1	28
Lehigh•	8-14	3-6	3-3	1-3-4	0	22	1	3	0	3	29
UC Riverside•	3-11	1-7	1-1	0-3-3	1	8	4	0	0	0	28
vs. Northern Iowa•	4-11	3-7	2-3	1-0-1	1	13	4	3	0	0	31
vs. Villanova•	8-22	2-8	5-6	0-5-5	2	23	3	2	0	0	41
vs. Arkansas•	9-18	2-5	10-10	0-2-2	3	30	2	1	0	1	35
Tennessee•	8-17	5-11	6-6	0-4-4	0	27	2	0	0	0	38
Florida State•	8-17	3-9	8-8	0-3-3	1	27	5	2	0	2	38
vs. UConn•	8-17	4-8	6-6	0-4-4	2	26	1	1	0	1	38
vs. Kentucky•	8-18	3-9	8-9	2-5-7	3	27	4	5	0	0	38
vs. Oklahoma•	7-18	5-9	4-4	1-3-4	3	23	5	0	0	3	35
Charleston Southern•	7-13	3-6	3-3	0-1-1	0	20	10	0	0	5	26
at Pittsburgh•	6-16	3-6	0-0	0-3-3	1	15	4	3	0	1	37
at Clemson•	5-13	2-5	2-2	0-4-4	0	14	3	1	0	1	35
at NC State•	6-19	4-10	0-0	0-4-4	1	16	1	2	0	1	35
Syracuse•	7-12	4-6	4-4	1-1-2	2	22	2	1	0	5	27
Louisville•	6-12	4-7	5-5	1-5-6	2	21	6	1	0	2	36
at Boston College•	5-14	2-7	4-5	2-4-6	2	16	4	1	0	0	35
Wake Forest•	14-23	4-8	4-5	0-4-4	2	36	2	0	0	0	37
at Florida State•	9-18	2-8	4-5	0-3-3	3	24	1	4	0	1	35
at Georgia Tech•	11-24	3-8	3-4	2-3-5	2	28	4	2	0	1	36
Duke•	5-14	2-3	5-6	0-2-2	1	17	5	0	0	1	38
Clemson•	7-22	5-12	3-5	0-4-4	3	22	5	0	1	0	38
at Miami•	6-19	5-11	8-8	0-7-7	2	25	5	3	1	2	39
at Syracuse•	7-17	4-11	1-1	0-0-0	3	19	3	1	0	1	37
Virginia Tech•	6-13	3-8	5-6	1-1-2	3	20	5	2	1	0	36
at Virginia•	1-14	1-8	9-10	1-3-4	2	12	1	3	2	1	37
Miami•	14-22	7-11	7-9	1-5-6	2	42	1	2	0	4	34
NC State•	4-11	2-5	4-5	0-7-7	1	14	5	1	1	0	36
Notre Dame•	9-14	4-6	0-1	0-4-4	2	22	6	1	1	1	31
at Duke•	4-12	1-3	0-0	0-2-2	2	9	3	3	0	0	37
vs. Fla State (ACC)•	7-15	2-5	2-2	1-2-3	0	18	3	0	0	1	30
vs. Pittsburgh•	8-18	3-10	6-8	0-3-3	3	25	2	0	0	0	36
vs. NC State•	10-26	4-13	6-8	3-3-6	3	30	5	1	0	2	36

• Semifinalist for the Naismith Award • First-team All-ACC Tournament, averaging 24.3 points, 3.3 assists and 3.0 three-pointers in the three games.

Won National Player-of-the-Week honors from various organizations four times (Oklahoma, Charleston Southern, Wake Forest/Florida State and Miami/NC State) • The only player in the country to earn AP Player-of-the-Week honors twice this season • Recipient of an ACC Post-Graduate Scholarship and UNC's Scholar-Athlete award winner for men's basketball • ACC Player of the Week four times, the most by a Tar Heel since Joel Berry II won four times in 2016-17 • Joined Berry, Tyler Hansbrough, Antawn Jamison, Forte, Marcus Paige and Brice Johnson as Tar Heels with four or more ACC honors in one season.

Leads the ACC in scoring in all games (career-high 21.4) and led in conference games (21.1) • Had the highest scoring average in ACC games since Duke's RJ Barrett (23.6) in 2019 • Second in the ACC in 3FGs per game (3.1) and third in free throw percentage (87.3%) • Made 41 straight free throws from 11/23-12/16, which tied the UNC record (ended on his ninth and final attempt vs. Kentucky) • One of four Tar Heels to average 20 points and have 100 assists in a season (Scott in 1968, Ford in 1978 and

TOP 5 OFFENSIVE GAME RATINGS

2023-24

- 174 Charleston Southern
- 165 Syracuse
- 156 Louisville
- 154 vs. Florida State (quarterfinal)
- 148 Tennessee

Career

- 178 Wake Forest (1/4/2023)
- 178 vs. Notre Dame (3/10/2021)
- 174 Charleston Southern (12/29/2023)
- 173 at Boston College (1/2/2022)
- 169 vs. Boston College (3/8/2023)

Year	GP-GS	Min.	Ave.	FGM-A		Pct.	3FGM-A		Pct.	FTM-A	Pct.	Off	Def	Reb	Ave.	A	TO	B	S	Pts	Ave.
2020-21	29-10	644	22.2	79-226	.350	32-99	.323	55-67	.821	12	54	66	2.3	56	54	2	19	245	8.4		
2021-22	39-39	1321	33.9	178-419	.425	66-180	.367	105-126	.833	22	144	166	4.3	142	74	8	40	527	13.5		
2022-23	33-32	1153	35.0	179-409	.438	63-174	.362	111-126	.881	20	147	167	5.1	106	62	2	36	532	16.1		
2023-24	34-34	1182	34.8	241-559	.431	106-261	.406	138-158	.873	18	110	128	3.8	119	51	7	41	726	21.4		
Totals	135-115	4301	31.9	677-1613	.420	267-714	.374	409-477	.857	72	455	527	3.9	423	241	19	136	2030	15.0		

Joseph Forte in 2001) • Also leads UNC in three-pointers (106), three-point percentage (.406) and plus/minus (+353) and is second in assists (119) and steals (41).

Broke the UNC single-season record with 106 threes (record was 105 by Jackson in 2016-17) • On pace to set the UNC single-season record for threes per game • Made a three in all 34 games, including multiple threes 30 times • Career-high seven threes vs. Miami, which was the fifth time he made five or more this season • Has led (or co-led) UNC in scoring 24 times and led (or co-led) both teams 17 times • Has nine games with at least 20 points and five assists, most since Kenny Smith had nine in 1986-87 (Ford had 12 in 1977-78) • Scored 25 or more points 11 times, most since Hansbrough had 16 in 2007-08 • Scored 20 or more points 21 times, most by a Tar Heel in a season since Hansbrough's 21 in 2008-09 • Became the first Tar Heel to score 20 or more in eight straight games (Villanova through Charleston Southern) since Hansbrough in 2008-09 • Became the first Tar Heel since Scott in 1970 and fourth all-time to score 26 or more points in five straight games (30 vs. Arkansas, 27 vs. Tennessee, 27 vs. FSU, 26 vs. UConn and 27 vs. Kentucky) • Has five or more assists 11 times (UNC 9-2).

2023-24 Game Highlights: Scored 30 points vs. [NC State](#) in the ACC championship game, the most by a Tar Heel in the ACC Tournament since Harrison Barnes had 40 vs. Clemson in 2011 and the most by a Tar Heel in a final since Charlie Scott had 40 vs. Duke in 1969 • Hit the go-ahead three for a 65-62 lead with 4:02 to play and scored a game-high 25 points in the ACC semifinal win over [Pittsburgh](#) • Scored his 2,000th point on a free throw with 29 seconds to play • Scored 19 second-half points, including 11 of UNC's final 18 points • Game highs in points (22), threes (4) and assists (6) vs. [Notre Dame](#) and was a plus 43, highest by a Tar Heel in any game this season • Historic performance Feb. 26 in the win over [Miami](#), breaking the Smith Center record with a career-high 42 points (21 in each half), six rebounds and four steals • Made a career-high seven three-pointers (7 for 11), including four in a row over a span of 3:12 that gave UNC a 13-point lead late in the second half • Broke Tyler Hansbrough's Smith Center record • Equaled the third-most points by a Tar Heel in an ACC regular-season game, the most points by a Tar Heel in any game since 1998 and the most by a Tar Heel vs. the Canes • Became the 10th Tar Heel to score 40 or more • They were the third and fourth times he scored 20 or more in a half this season • He outscored the rest of UNC in each half and became the first individual to outscore the rest of UNC's team in a game since Michael Jordan vs. Georgia Tech in 1983 • The 42 points were the most in an ACC game since Boston College's Jerome Robinson scored 46 vs. Notre Dame in 2018.

Scored 12 of UNC's 28 second-half points at [Virginia](#), despite making only one field goal, his fewest since the first round of the 2022 NCAA Tournament • [Virginia Tech](#) game was his seventh this season with at least 20 points and five assists • Hit five three-pointers, was 8 for 8 from the line and had 25 points, seven rebounds, five assists, two steals and a block in the win at [Miami](#) • Loss to [Clemson](#) was the third time this season he scored at least 20 points (22), had five assists and no turnovers, but the first time in a loss • Scored 13 of his 17 points in the second half vs. [Duke](#) and had five assists and no turnovers • Career-high 24 field goal attempts and had 28 points and four assists in the loss at [Georgia Tech](#) • Was his 14th 20-point game (UNC 10-4) • Scored 14 of his game-high 24 points in the second half at [Florida State](#), including a twisting shot in the lane with 44 seconds to play to give UNC a four-point lead • Career-high 36 points (14-23 FG, 4-8 3FG, 4-5 FT) vs. [Wake Forest](#) • Most points by a Tar Heel since Brice Johnson's 39 at FSU in 2016, by a Tar Heel guard since Wayne Ellington at Clemson in 2008, by a Tar Heel in the Smith Center since Tyler Hansbrough vs. Clemson in 2008 and by an ACC player since Miami's Isaiah Wong in 2022 • Career-high 14 field goals, most by a Tar Heel since Luke Maye made 15 at Duke in 2019, and most by a Tar Heel guard since Joseph Forte made 14 vs. FSU in 2001 • Scored 23 of his 36 in the second half as Carolina went from trailing by one at the half to winning by 21 • Game-high 21 points, six rebounds and six assists vs. [Louisville](#), his first career game with 20/6/6 and third straight making four 3FGs • Game-high 22 points vs. [Syracuse](#) • Made four 3FGs and scored a game-high 16 points at [NC State](#) • Historic performance vs. [Charleston Southern](#), becoming the first Tar Heel ever with 20 points, 10 assists, five steals and no turnovers in a game • First career points/assists double-double and set a career high with five steals • Was named National Player of the Week by Dick Vitale for his play vs. CSU • Second consecutive game with at least 20 points, five assists and no turnovers • Seventh

career 20-point, 5-assist game when he had 23 and five vs. [Oklahoma](#) • Made one of the key baskets vs. the Sooners, a three with 2:46 to play that snapped a 17-7 Sooner run • Scored 18 second-half points against [Kentucky](#) and led UNC in scoring (27), rebounding (7) and assists (4) for the first time as a Tar Heel • Scored 19 of UNC's 37 second-half points against [UConn](#), including 10 straight to pull the Tar Heels within five in the second half • Made four threes and finished with a game-high 26 points vs. the Huskies • Scored 17 of his game-high 27 points vs. [Florida State](#) in the second half • Hit five threes (fourth career game with five or more) and scored a game-high 27 points in the win over No. 10 [Tennessee](#) • Drove for a layup after UT cut a 24-point lead to eight, then nailed a three after the Vols had pulled within seven • Became the fifth Tar Heel guard since 2000 to score 25 or more in consecutive games (with Joseph Forte, Marcus Paige, Coby White and Cole Anthony) • Co-ACC Player of the Week and earned all-tournament honors in the Battle 4 Atlantis averaging 22.0 points in the three games • Was his first career ACC Player-of-the-Week honor and second in-season all-tournament honor (Basketball Hall of Fame Tipoff as a sophomore) • Had 23 points in the overtime loss to [Villanova](#) and tied his career high with 30 (21 in the second half) vs. [Arkansas](#) • Went 10 for 10 from the line vs. the Razorbacks • Was a plus-18 in the second half when he played all 20 minutes.

2022-23: Carolina's Co-Most Valuable Player with Armando Bacot • Honorable mention All-ACC and second-team All-ACC Tournament • Academic All-ACC team • Led the ACC in free throw shooting (.881) and was 10th in scoring (career-high 16.1) • Was 23rd nationally in free throw percentage • Shot the third-highest free throw percentage in a season by a Tar Heel • Also led UNC in assists (106), three-point percentage (.362) and plus/minus (+190), was second in scoring, three-pointers (63) and steals (36) • Scored in double figures 29 times • UNC was 5-2 when he scored 20 or more • Season-high 27 points and five threes in home win vs. Wake Forest • Made multiple threes 18 times (UNC 13-5) • UNC went 6-3 when he made three or more 3FGs • Season-high five assists nine times (UNC 7-2) • Had more assists than turnovers in 18 of the last 23 games • Career-best 5.1 rebounds (eight or more seven times, including 10 vs. Gardner-Webb, Georgia Tech and Virginia) • Made 38 for 72 (.528) from the floor in his last six games and 16 of 31 (.516) from three over his last five games • Averaged 21.0 points, made 15 of 26 FGs (.577) and 8 of 14 threes (.571) in two ACC Tournament games.

2022-23 Game Highlights: Game-high 24 points (8-14 FG, 4-8 3FG) in the ACC quarterfinal loss to [Virginia](#) • Hit three 3FGs and scored 17 at home vs. [Duke](#) • Tied the game at 43 with a three, gave UNC a 46-45 lead with another three and a 55-54 lead with a 17-foot jumper • Game-high 19 points and four assists at [Florida State](#) • Ended FSU's 9-0 run with a floater in the lane with 2:21 to play that gave UNC a six-point lead and hit a jumper with 51 seconds left to up the lead to eight • Sparked the early second-half comeback at [Notre Dame](#) with two quick steals, a driving layup and assist and made the shot of the game with 49 seconds to play to give UNC a 59-56 lead • Took a charge, which was ruled a flagrant foul, with 10 seconds to play to secure the win at [Syracuse](#) • Became first Tar Heel ever to score 24 or more points on fewer than nine field goal attempts when he went 14 for 14 from the free throw line and scored a game-high 26 points vs. [NC State](#) • Tied the third-best free throw performance in UNC history • Scored 22 of his season-high 27 points in the second half vs. [Wake Forest](#), including nine of UNC's first 13 points to begin the half • On three straight possessions after the Deacs took their final lead of the game, Davis had a steal that led to UNC's go-ahead basket, an assist on a Bacot basket and a three-pointer to give the Tar Heels a six-point lead • Made four threes, tied his season high with five assists and scored 19 points vs. [Michigan](#) • Had 21 points, eight boards and four assists vs. Ohio State.

2021-22: UNC's Co-Most Improved Player with Caleb Love • Named to CoSIDA Academic All-District 3 team • Started every game and averaged 13.5 points and 3.6 assists • Led the team with 142 assists and 40 steals, was second free throw percentage (.833) and three-point percentage (.367), third in three-pointers (66) and fourth in scoring • Averaged 14.7 points over a team-high 37.7 minutes per game, had 30 assists/12 turnovers and made 29 for 31 from the free throw line in the NCAA Tournament • The 30 assists and 5.0 assists per game are the second most by a Tar Heel in a six-game NCAA Tournament series • UNC was 15-4 when he scored 15 or more points • Scored in double figures 28 times • Shot 44.8% from the floor, 40.3% from three and had 116 assists/50 turnovers in UNC's wins • Led UNC in scoring four times, assists 16 times and plus/minus 10 times • Made multiple threes 19 times (UNC 15-4), including

six vs. Brown and five vs. Syracuse and Baylor.

2021-22 Game Highlights: Career-high 12 rebounds (six offensive) and first career double-double with 15 points to share team scoring honors with Armando Bacot in the national championship game vs. [Kansas](#) • Scored 11 first-half points as UNC built a 40-25 halftime lead over the Jayhawks • Scored 14 of his 18 points in the first half and had four assists and just one turnover in 36 minutes in the national semifinal win over [Duke](#) • Career-high 30 points, six assists and five rebounds vs. [Baylor](#) • The 13th Tar Heel to score 30 points in an NCAA game • Hit four threes and scored 17 points in the first half to help UNC build a 13-point halftime lead • Three-point play with 1:18 left in overtime gave UNC a 91-85 lead • First Tar Heel to play all 45 minutes of an overtime game in at least 50 years • Career-high 12 assists and only one turnover in first round win over [Marquette](#) • Most assists by a Tar Heel all season, most since Kendall Marshall had 12 vs. Maryland in the 2012 ACC Tournament and equaled the second-most by a Tar Heel in an NCAA Tournament game.

Played all 40 minutes in the win at [No. 4 Duke](#), directing an offense that scored 94 points (55 in the second half) • Scored 21 points on 9 of 16 from the floor and had four assists and two steals • Became one of three Tar Heels ever to play 40 or more minutes at Duke, score 20 points and have two or fewer turnovers (with Donald Williams in 1995 and Brady Manek) • Led UNC with 11 points in the first half, including a three at the buzzer which cut Duke's lead to two • Coast-to-coast drive and layup tied the game for the final time at 61 • Scored five straight points to stretch the lead to six with 4:29 to play and set up Manek for a corner three to make it 79-71 • Five threes, five assists and 17 points, including a three that gave UNC an eight-point lead in OT in win over [Syracuse](#) • Game-high 23 points and five assists at [Georgia Tech](#) • Earned all-tournament honors at the Hall of Fame Tipoff after averaging 16.0 points vs. Purdue and Tennessee • Career-high six threes and 26 points in 94-87 win over [Brown](#).

2020-21: Academic All-ACC team honoree • Fifth on the team in scoring at 8.4 points per game • Averaged 10.3 ppg over the last eight games • Scored in double figures 14 times with a high of 19 vs. Virginia Tech in the ACC quarterfinals • Led UNC in scoring three times (UNLV, at Florida State, Virginia Tech) • Third on the team in three-pointers with 32 • Made multiple 3FGs 10 times with a high of four vs. Virginia Tech • Season-high eight assists at Iowa • Led the team in free throw percentage among those with 50 or more attempts (.821).

2020-21 Game Highlights: Made all three free throws to give Carolina a 64-62 lead over [Florida State](#) with 3:15 to play in the ACC Tournament semifinal • Led UNC in scoring with a season-high 19 points, 14 of which came in the second half, and was the defensive player of the game in quarterfinal win over [Virginia Tech](#) • Scored six straight points to give UNC a 56-49 lead with 9:46 to play, then hit threes with 4:12 and 1:08 to play to push the lead into double digits • Scored all 10 of his points in the second half in the win over [NC State](#), including eight straight points for the Tar Heels in a span of 2:13 that gave UNC its biggest lead of the game at 59-45 • Scored in double figures for the third game in a row with 13 and won his first defensive player of the game award vs. [Wake Forest](#) • ACC Freshman of the Week for January 11-17 for his play against Syracuse and Florida State • Tied his then-season high with 16 points at [Florida State](#) • Scored 12 points and led UNC with a plus 14 in the win over [Syracuse](#) • Made two 3FGs vs. the Orange, including one with 10:47 to play that sparked a 13-0 UNC run after the Orange had taken its largest lead of the game at 56-51 • Led UNC with a plus 10 in the one-point win over [Notre Dame](#) • Made his first start at the point at [Georgia Tech](#) • Led UNC in scoring for the first time with 16 points vs. [UNLV](#) • The fourth two-guard to start in his first game as a freshman under Roy Williams with Marcus Ginyard, Wayne Ellington and Justin Jackson • Scored 11 points vs. [Charleston](#) in his college debut.

RJ DAVIS' GAME-BY-GAME LOGS

2020-21	FG	3FG	FT	REB	PF	PTS	A	TO	B	S	MP
Coll. of Charleston•	4-9	1-3	2-4	2-2-4	3	11	1	1	0	1	27
vs. UNLV•	5-9	3-4	3-3	2-4-6	1	16	1	1	0	0	28
vs. Stanford•	3-8	2-4	2-2	1-2-3	3	11	1	3	0	0	27
vs. Texas•	3-11	0-2	5-7	1-3-4	2	11	3	3	0	1	33
at Iowa•	4-8	2-5	2-4	0-2-2	1	12	8	3	0	0	34
NC Central•	2-10	0-5	2-2	0-1-1	2	6	3	3	0	0	33
vs. Kentucky•	1-6	1-4	0-1	0-0-0	2	3	1	0	0	0	16
at NC State•	5-14	1-4	0-0	0-3-3	2	11	3	3	0	0	36
at Georgia Tech•	1-7	1-3	2-2	0-3-3	2	5	3	3	0	0	24
Notre Dame	1-6	1-6	0-0	0-3-3	0	3	2	2	0	0	23
at Miami•	1-5	0-2	0-0	0-0-0	2	2	0	3	0	0	14
Syracuse•	3-8	2-6	4-4	1-1-2	0	12	1	0	0	2	22
at Florida State	6-9	2-3	2-2	0-4-4	1	16	3	1	0	1	20
Wake Forest	4-7	0-0	5-6	1-1-2	2	13	0	1	1	2	17
NC State	3-6	1-1	3-5	1-1-2	1	10	3	2	0	0	16
at Pittsburgh	2-7	1-3	0-0	0-0-0	1	5	3	2	0	0	21
at Clemson	0-3	0-2	0-0	0-2-2	2	0	2	1	0	1	12
at Duke	0-5	0-3	0-0	0-2-2	0	0	2	0	0	0	15
at Virginia	3-8	0-2	0-0	1-0-1	2	6	0	2	0	2	24
Northeastern	0-4	0-1	4-4	1-1-2	2	4	3	0	0	1	16
Louisville	2-5	2-4	0-0	0-0-0	1	6	3	1	0	0	18
Marquette	4-10	2-4	1-2	0-2-2	3	11	1	4	0	1	18
Florida State	3-11	2-7	4-4	0-3-3	1	12	1	5	0	1	23
at Syracuse	3-9	1-3	2-2	0-1-1	2	9	3	4	0	1	23
Duke	1-3	0-0	3-4	0-2-2	2	5	0	2	0	0	17
vs. Notre Dame (ACC)	5-9	2-5	2-2	0-2-2	0	14	0	0	0	3	19
vs. Virginia Tech	6-10	4-7	3-3	0-4-4	1	19	1	2	0	1	25
vs. Florida State	2-10	0-3	3-3	0-1-1	2	7	2	2	0	1	24
vs. Wisconsin (NCAA)	2-9	1-3	0-0	1-3-4	2	5	2	0	1	0	22
2021-22	FG	3FG	FT	REB	PF	PTS	A	TO	B	S	MP
Loyola Maryland•	2-5	1-2	1-1	0-5-5	4	6	5	2	0	1	23
Brown•	9-17	6-9	2-2	0-2-2	2	26	6	1	0	0	36
at Charleston•	2-3	0-1	2-3	1-1-2	3	6	4	2	0	1	21
vs. Purdue•	6-12	2-5	4-4	0-7-7	2	18	4	1	0	0	34
vs. Tennessee•	3-11	2-3	6-7	0-4-4	2	14	4	4	0	1	35
UNC Asheville•	5-11	2-6	0-0	0-5-5	3	12	1	4	0	2	30
Michigan•	4-11	1-3	0-0	0-2-2	1	9	1	1	0	1	28
at Georgia Tech•	8-11	4-6	3-3	0-5-5	3	23	5	3	0	1	35
Elon•	4-10	1-4	2-3	0-5-5	2	11	0	3	0	2	30
Furman•	2-8	0-3	2-5	0-3-3	1	6	7	1	0	0	36
vs. Kentucky•	3-8	0-3	4-6	0-1-1	1	10	3	2	0	1	30
App State•	7-10	1-1	0-0	0-3-3	1	15	2	1	0	2	34
at Boston College•	5-5	2-2	5-5	0-3-3	2	17	3	2	0	0	29
at Notre Dame•	6-12	3-7	4-4	0-3-3	2	19	5	2	0	1	39
Virginia•	0-10	0-5	2-2	0-5-5	2	2	4	0	1	1	38
Georgia Tech•	8-11	4-6	1-2	2-3-5	1	21	6	2	0	1	29
at Miami•	3-10	0-3	3-3	1-4-5	1	9	0	4	1	0	29
at Wake Forest•	6-12	2-4	4-5	2-3-5	3	18	3	2	0	0	31
Virginia Tech•	3-9	1-4	8-9	0-4-4	3	15	2	1	1	1	38
Boston College•	4-9	1-5	4-4	0-7-7	3	13	0	3	0	0	34
NC State•	6-8	3-4	2-4	1-2-3	1	17	4	1	0	1	28
at Louisville•	6-15	4-8	2-2	0-4-4	4	18	5	2	1	1	43
Duke•	4-11	0-3	3-4	1-1-2	2	11	2	1	0	2	32
at Clemson•	6-11	3-4	1-2	0-3-3	2	16	6	0	0	0	37
Florida State•	7-13	2-6	0-1	0-4-4	3	16	5	1	2	1	28
Pittsburgh•	1-6	0-2	1-2	0-1-1	3	3	2	2	0	4	35
at Virginia Tech•	4-10	2-6	0-0	1-5-6	1	10	2	2	0	1	32
Louisville•	5-11	2-5	4-4	0-1-1	4	16	2	0	0	3	36
at NC State•	3-8	0-3	0-0	0-3-3	2	6	3	1	0	1	38
Syracuse•	6-13	5-11	0-0	0-2-2	1	17	5	4	0	1	42
at Duke•	9-16	2-4	1-2	1-4-5	2	21	4	2	1	2	40
vs. Virginia (ACC)•	4-13	0-4	0-0	3-5-8	1	8	6	2	1	1	31
vs. Virginia Tech•	2-10	1-6	5-6	1-4-5	2	10	1	3	0	1	36
vs. Marquette (NCAA)•	1-10	1-5	1-2	1-3-4	0	4	12	1	0	0	30
vs. Baylor•	8-17	5-10	9-10	0-5-5	4	30	6	3	0	1	45
vs. UCLA•	3-11	1-4	5-5	1-6-7	2	12	3	2	0	0	37
vs. Saint Peter's•	2-11	0-4	5-5	0-4-4	4	9	3	2	0	4	39
vs. Duke•	6-13	2-4	4-4	0-7-7	4	18	4	1	0	0	36
vs. Kansas•	5-17	0-5	5-5	6-6-12	0	15	2	3	0	0	40

2022-23	FG	3FG	FT	REB	PF	PTS	A	TO	B	S	MP
UNCW•	6-11	1-3	4-4	0-4-4	2	17	1	1	0	1	37
Charleston•	4-8	1-4	2-2	1-2-3	3	11	5	3	1	0	35
Gardner-Webb•	4-13	2-6	4-4	2-8-10	2	14	3	2	0	3	35
James Madison•	7-16	2-7	5-6	0-2-2	2	21	5	2	0	0	34
vs. Portland•	4-11	1-3	4-4	0-3-3	1	13	5	1	0	0	32
vs. Iowa State•	5-14	1-7	4-4	1-2-3	3	15	1	2	0	1	32
vs. Alabama•	8-24	2-6	1-2	0-9-9	4	19	4	2	0	3	51
at Indiana•	4-11	1-2	2-2	1-6-7	2	11	2	3	0	1	33
at Virginia Tech•	6-11	0-4	6-7	0-4-4	4	18	1	2	1	2	35
Georgia Tech•	8-13	1-2	5-6	2-8-10	3	22	3	4	0	1	35
The Citadel•	2-6	2-4	0-0	0-2-2	2	6	3	1	0	0	20
vs. Ohio State•	6-13	1-5	8-9	1-7-8	3	21	4	3	0	2	40
vs. Michigan•	6-15	4-8	3-4	1-5-6	2	19	5	2	0	1	38
at Pittsburgh•	4-11	1-5	7-8	0-5-5	4	16	3	2	0	0	35
Wake Forest•	9-14	5-8	4-4	0-4-4	2	27	4	0	0	3	38
Notre Dame•	5-11	2-4	1-2	0-5-5	2	13	5	1	0	3	36
at Virginia•	6-12	3-5	1-2	1-2-3	3	16	1	4	0	1	35
at Louisville•	4-7	2-4	2-2	0-4-4	4	12	5	1	0	0	27
Boston College•	6-13	4-7	2-2	0-0-0	3	18	3	1	0	1	32
NC State•	5-8	2-4	14-14	0-4-4	2	26	0	3	0	0	37
at Syracuse•	4-9	1-4	0-2	1-5-6	3	9	5	1	0	2	35
Pittsburgh•	3-15	0-6	2-4	2-6-8	4	8	3	3	0	1	37
at Duke•	5-16	1-5	0-0	1-4-5	4	11	5	0	0	0	35
at Wake Forest•	4-12	0-4	8-8	1-4-5	3	16	5	3	0	1	31
Clemson•	5-12	4-10	3-4	0-2-2	3	17	4	3	0	0	30
Miami•	9-18	2-7	3-3	2-3-5	4	23	2	1	0	2	36
at NC State•	2-13	1-6	2-2	2-2-4	4	7	3	1	0	0	40
at Notre Dame•	5-10	0-4	2-2	0-8-8	4	12	1	1	0	2	33
Virginia•	5-10	2-4	4-4	0-10-10	3	16	4	2	0	0	37
at Florida State•	7-13	3-7	2-2	0-4-4	3	19	4	3	0	2	38
Duke	6-13	3-5	2-2	0-6-6	2	17	3	1	0	2	38
vs. BC (ACC)•	7-12	4-6	0-0	1-3-4	3	18	3	0	0	0	32
vs. Virginia•	8-14	4-8	4-5	0-4-4	3	24	1	3	0	1	38



CAROLINA'S ASSOCIATED PRESS FIRST-TEAM ALL-AMERICAS

Lennie Rosenbluth, 1957
Pete Brennan, 1958
Larry Miller, 1968
Phil Ford, 1977 and 1978
Michael Jordan, 1983 and 1984
Sam Perkins, 1984
Kenny Smith, 1987
J.R. Reid, 1988
Jerry Stackhouse, 1995
Antawn Jamison, 1998
Joseph Forte, 2001
Tyler Hansbrough, 2008 and 2009
Brice Johnson, 2016
Justin Jackson, 2017
RJ Davis, 2024

ACC PLAYERS OF THE YEAR

Lennie Rosenbluth	1957
Pete Brennan	1958
Lee Shaffer	1960
Billy Cunningham	1965
Larry Miller	1967, 1968
Mitch Kupchak	1976
Phil Ford	1978
Michael Jordan	1984
Antawn Jamison	1998
Joseph Forte	2001 (co-winner)
Tyler Hansbrough	2008
Ty Lawson	2009
Tyler Zeller	2012
Justin Jackson	2017
RJ Davis	2024

POINTS – CAREER

Player	Years	Points
Tyler Hansbrough	2005-09	2,872
Armando Bacot	2019-	2,290
Phil Ford	1974-78	2,290
Sam Perkins	1980-84	2,145
Lennie Rosenbluth	1954-57	2,047
RJ Davis	2020-	2,030
Al Wood	1977-80	2,015
Charlie Scott	1967-70	2,007
Larry Miller	1965-68	1,982
Antawn Jamison	1995-98	1,974
Brad Daugherty	1982-86	1,912

POINTS – CAREER, UNC GUARDS

Player	Years	Points
Phil Ford	1974-78	2,290
RJ Davis	2020-	2,030
Charlie Scott	1967-70	2,007
Marcus Paige	2012-16	1,844
Bobby Lewis	1964-67	1,836

SCORING AVERAGE – CAREER, UNC GUARDS

Player	Years	PPG
Charlie Scott	1967-70	22.1
Bobby Lewis	1964-67	22.1
Joseph Forte	1999-2001	18.7
Phil Ford	1974-78	18.6
York Larese	1958-61	17.9
Michael Jordan	1981-84	17.7
Coby White	2018-19	16.1
RJ Davis	2020-	15.0
Wayne Ellington	2006-09	14.7
Caleb Love	2020-23	14.6
Al Lifson	1951-55	14.6

POINTS – SEASON

Player	Year	Points
Lennie Rosenbluth	1956-57	897
Tyler Hansbrough	2007-08	882
Antawn Jamison	1997-98	822
Bobby Lewis	1965-66	740
Justin Jackson	2016-17	731
Charlie Scott	1969-70	731
RJ Davis	2023-24	726

THREE-POINTERS – CAREER

Player	Years	3FGs
Marcus Paige	2013-16	299
RJ Davis	2020-	267
Joel Berry II	2014-18	266
Shammond Williams	1994-98	233
Wayne Ellington	2006-09	229

THREE-POINTERS – SEASON

Player	Year	3FGs
RJ Davis	2023-24	106
Justin Jackson	2016-17	105
Brady Manek	2021-22	98
Cameron Johnson	2018-19	96
Shammond Williams	1996-97	95

THREE-POINTERS PER GAME — SEASON

Player	Year	3FGs/Game
RJ Davis	2023-24	3.12
Shammond Williams	1996-97	2.71
Cameron Johnson	2018-19	2.67
Justin Jackson	2016-17	2.63
P.J. Hairston	2012-13	2.62

CONSECUTIVE GAMES W/MULTIPLE 3FGS

Name	Games
RJ Davis, 2023-24 (from UNI through VT)	23
Justin Jackson, 2016-17	15
Marcus Paige, 2014-15/2015-16	13
Marcus Paige 2014-15	13
Shammond Williams, 1996-97	13
Donald Williams, 1992-93/1993-94	13

CONSECUTIVE GAMES WITH A 3FG

Name	Games
Caleb Love, 2021-22/2022-23	45
Marcus Paige, 2014-15/2015-16	41
RJ Davis, current	39
Rashad McCants, 2003-04/2004-05	34
Shammond Williams, 1996-97/1997-98	34
Hubert Davis, 1990-91/1991-92	34

FREE THROW PERCENTAGE – CAREER

Name, Years Played	Made	Att.	Pct.
RJ Davis, 2020-	409	477	.857
Shammond Williams, 1994-98	291	343	.848
Marvin Williams, 2004-05	138	163	.847
Danny Green, 2005-09	202	239	.845
Marcus Paige, 2012-16	347	411	.844

FREE THROW PERCENTAGE – SEASON

Name, Year	Made	Att.	Pct.
Shammond Williams, 1997-98	133	146	.911
Joel Berry II, 2017-18	108	121	.893
RJ Davis, 2022-23	111	126	.881
Jeff Lebo, 1987-88	86	98	.878
Marcus Paige, 2013-14	128	146	.877
Steve Hale, 1984-85	85	97	.876
RJ Davis, 2023-24	138	158	.873

CONSECUTIVE FREE THROWS MADE

RJ Davis (11/23/23-12/16/23)	41
Jeff Lebo (1/3/89-3/12/89)	41
Caleb Love (2/16/22-3/11/22)	40
RJ Davis (3/19/22-11/20/22)	39
Bobby Lewis (2/12/66-2/22/66)	39
Shammond Williams (12/16/97-1/24/98)	34

20-POINT GAMES – SEASON

Player	Year	Games
Lennie Rosenbluth	1956-57	28
Tyler Hansbrough	2007-08	27
Antawn Jamison	1997-98	26
Bobby Lewis	1965-66	23
Charlie Scott	1969-70	22
Larry Miller	1967-68	22
RJ Davis	2023-24	21
Tyler Hansbrough	2008-09	21

25-POINT GAMES – SEASON

Player	Year	Games
Lennie Rosenbluth	1956-57	21
Charlie Scott	1969-70	19
Billy Cunningham	1963-64	18
Tyler Hansbrough	2007-08	16
Bobby Lewis	1965-66	15
Lennie Rosenbluth	1955-56	13
Rashad McCants	2003-04	12
Antawn Jamison	1997-98	12
Billy Cunningham	1962-63	12
RJ Davis	2023-24	11
Lennie Rosenbluth	1954-55	11
Charlie Scott	1968-69	11

30-POINT GAMES – SEASON

Player	Year	Games
Lennie Rosenbluth	1956-57	13
Bobby Lewis	1965-66	12
Charlie Scott	1969-70	9
Lennie Rosenbluth	1955-56	9
Billy Cunningham	1964-65	8
Billy Cunningham	1963-64	7
Charlie Scott	1968-69	6
Lennie Rosenbluth	1954-55	6
George Glamack	1940-41	6
Phil Ford	1977-78	5
Larry Miller	1967-68	5
York Larese	1960-61	5
RJ Davis	2023-24	4
Antawn Jamison	1997-98	4
Hubert Davis	1991-92	4
Larry Miller	1966-67	4
Billy Cunningham	1962-63	4



5 – ARMANDO BACOT

6-11, 240, Grad Student, Forward/Center, Richmond, Va.



X: @iget_buckets35, Instagram: armando

2023-24 Honors

- First-team All-ACC (AP)
- Second-team All-ACC (ACC)
- ACC All-Defensive team
- Kareem Abdul-Jabbar Award finalist
- Two-time ACC Player of the Week
- Two-time National Player of the Week
- ACC Tournament First Team

2022-23 Honors

- First-Team All-ACC, NABC & USBWA All-District
- UNC's Co-MVP (Dean Smith Award)

– ACC Post-Graduate Scholarship Recipient

2021-22 Honors

- NCAA All-Final Four, All-East Regional
- NCAA East Regional Most Outstanding Player
- Lute Olson NPOY Award Finalist
- USA Today, CBS Sports Third-Team All-America
- UNC's Most Valuable Player (Dean Smith Award)
- First-Team All-ACC, NABC & USBWA All-District
- Academic All-ACC, Athletic Director's Scholar-Athlete Award

2020-21 Honors

- UNC's Most Valuable Player (Dean Smith Award)
- Third-Team All-ACC, All-ACC Tournament

Career: Is fourth in NCAA history with 85 double-doubles (UNC 61-24) and is ninth in rebounds (1,681) • Has more rebounds than any player since 1964 • Played the most games in ACC history (166) and has started more games (165) than any other individual has played in ACC history • Earned first-team All-ACC honors in 2024 from the Associated Press, making him the ninth Tar Heel to earn first-team All-ACC honors at least three times and the first since four-time winner Tyler Hansbrough • Has the most rebounds, offensive rebounds (579) and double-doubles in UNC history • Scored 2,290 points, tying Phil Ford for second behind only Tyler Hansbrough • Graduated May 2023 with a degree in exercise and sports science with a minor in business administration • Enrolled in UNC's MBA certificate program • Set the career rebounding and double-double records on 1/21/23 vs. NC State, breaking Hansbrough's rebounding record and Billy Cunningham's standard for double-doubles • Second in ACC history in rebounds and double-doubles and is tied for 12th in scoring in ACC history • One of two Tar Heels in the last 50 seasons (with Sean May) and eight all-time to average a double-double in points (13.8) and rebounds (10.1) • Started his last 109 games • Is second in offensive rebounds per game by a Tar Heel behind Antawn Jamison, has the third-highest percentage of double-doubles, is third in made free throws (577), fourth in blocks (212) and sixth in rebound average • Highest rebound average since Rusty Clark's 10.3 from 1966-69 • Has 26 games with at least 20 points and 10 rebounds and three with 25 and 15 • Grabbed 15 or more rebounds 26 times, 18 or more 12 times and 20 or more seven times.

One of four Tar Heels – with Lennie Rosenbluth (1955-57), Cunningham (1963-65) and Hansbrough (2006-08) – selected UNC's Most Valuable Player three times • Scored in double figures 124 times (UNC 88-36) with a career-high 29 twice • Scored 20 or more 33 times (UNC 27-6) • Career-high 23 rebounds vs. JMU on 11/20/22 • Holds UNC record for rebounds in Elite 8, national semifinal and national championship games • Five or more offensive rebounds 50 times (UNC 35-15) • Broke Luke

2023-24	FG	3FG	FT	REB	PF	PTS	A	TO	B	S	MP
Radford•	10-16	0-1	5-6	5-8-13	1	25	1	1	2	0	29
Lehigh•	8-14	0-0	6-6	6-14-20	1	22	1	1	1	1	26
UC Riverside•	7-11	1-2	6-8	2-5-7	1	21	1	1	2	1	25
vs. Northern Iowa•	3-8	0-0	4-5	4-4-8	4	10	0	0	3	1	22
vs. Villanova•	4-10	0-0	0-0	6-12-18	4	8	2	1	1	0	34
vs. Arkansas•	3-9	0-0	3-3	1-3-4	3	9	0	1	0	0	28
Tennessee•	6-8	0-0	10-13	2-9-11	3	22	3	0	1	0	31
Florida State•	4-8	0-0	5-5	2-11-13	2	13	0	3	6	0	33
vs. UConn•	4-12	0-0	5-10	5-8-13	1	13	5	1	1	0	34
vs. Kentucky•	3-4	0-0	3-4	2-4-6	4	9	0	6	1	1	31
vs. Oklahoma•	4-9	1-1	5-7	2-6-8	1	14	1	3	3	0	33
Charleston Southern•	5-6	0-1	2-2	2-7-9	0	12	1	1	1	1	20
at Pittsburgh•	5-10	0-1	6-6	3-7-10	1	16	1	1	3	1	35
at Clemson•	6-11	0-0	2-4	4-12-16	4	14	3	1	2	0	34
at NC State•	3-7	0-0	3-4	0-5-5	3	9	1	1	1	1	23
Syracuse•	6-8	0-0	4-4	4-7-11	3	16	1	2	1	1	17
Louisville•	7-11	0-0	5-6	2-5-7	3	19	5	2	3	1	33
at Boston College•	3-6	0-0	4-4	1-8-9	4	10	1	1	2	1	26
Wake Forest•	2-6	0-1	1-2	3-4-7	4	5	0	3	4	1	35
at Florida State•	2-4	0-0	1-2	1-3-4	2	5	2	2	1	1	34
at Georgia Tech•	4-8	0-0	1-2	1-8-9	3	9	2	1	0	1	29
Duke•	10-13	0-0	5-7	4-6-10	2	25	5	2	0	0	36
Clemson•	7-13	0-0	10-11	4-9-13	4	24	1	2	0	0	33
at Miami•	5-8	0-1	0-1	4-11-15	5	10	0	1	2	1	37
at Syracuse•	5-9	0-0	4-4	2-8-10	4	14	2	1	1	0	31
Virginia Tech•	11-16	0-0	3-3	4-8-12	3	25	1	1	1	1	30
at Virginia•	4-7	0-0	2-2	5-8-13	3	10	2	1	2	0	27
Miami•	2-4	0-0	1-6	4-8-12	5	5	3	1	2	0	33
NC State•	4-12	0-0	5-5	0-7-7	2	13	0	2	0	0	34
Notre Dame•	4-8	2-2	4-6	2-3-5	3	14	1	3	1	0	25
at Duke•	4-11	0-0	1-1	4-4-8	3	9	3	1	1	0	34
vs. Fla State (ACC)•	5-8	0-0	4-4	6-4-10	1	14	0	3	0	0	26
vs. Pittsburgh•	8-13	0-0	3-5	5-6-11	2	19	3	2	2	1	34
vs. NC State•	6-10	0-0	6-8	1-11-12	4	18	0	1	1	2	34

Maye's school record for most rebounds in consecutive seasons by 95 rebounds (845 in the previous two seasons) • Eight-time ACC Player-of-the-Week honoree, the third most by a Tar Heel (only Jamison and Hansbrough have more) • First player to lead UNC in field goal percentage three times since Sam Perkins in 1981, 1983 and 1984.

2023-24: First-team All-ACC (AP), second-team All-ACC (ACC), finalist for the Kareem Abdul-Jabbar Award (top center) and member of the ACC All-Defensive team • Earned his second first-team All-ACC Tournament award (2021 and 2024, was second team in 2022) • Was third-leading vote-getter for ACC Defensive Player of the Year • Two-time ACC Player of the Week (for Radford/Lehigh and Pittsburgh/Clemson games) • USBWA and Lute Olson Award National Player of the Week and ACC Player of the Week for his play vs. Radford and Lehigh • Andy Katz's National Player of the Week for his play in the wins at Pittsburgh and Clemson in early January.

Leads the ACC in rebounding (10.2), is second in offensive rebounding (3.0), fourth in field goal percentage (.547) and fourth in blocks (1.5) • Leads the team in rebounding and blocks and is second in scoring (14.1)

TOP 5 OFFENSIVE GAME RATINGS

2023-24

- 166 Tennessee
- 159 Charleston Southern
- 150 Notre Dame
- 148 Virginia Tech
- 147 Duke

Career

- 183 Louisville (2/20/2021)
- 182 vs. Oregon (11/29/2019)
- 170 Brown (11/12/2021)
- 166 Tennessee (11/29/2023)
- 163 vs. Notre Dame (3/10/2021)

Year	GP-GS	Min.	Ave.	FGM-A		Pct.	3FGM-A		Pct.	FTM-A		Pct.	Off	Def	Reb	Ave.	A	TO	B	S	Pts	Ave.
				Pct.	Pct.		Pct.															
2019-20	32-32	780	24.4	114-243	.469	0-0	–	80-124	.645	87	176	263	8.2	39	55	36	16	308	9.6			
2020-21	29-28	660	22.8	137-218	.628	0-1	.000	83-125	.664	92	135	227	7.8	23	41	26	19	357	12.3			
2021-22	39-39	1237	31.7	244-429	.569	1-8	.125	146-218	.670	163	348	511	13.1	59	77	65	33	635	16.3			
2022-23	32-32	970	30.3	185-334	.554	0-6	.000	139-209	.665	134	200	334	10.4	45	71	33	19	509	15.9			
2023-24	34-34	1026	30.2	174-318	.547	4-10	.400	129-166	.777	103	243	346	10.2	52	54	52	19	48	14.1			
Totals	166-165	4673	28.2	854-1542	.554	5-25	.200	577-842	.685	579	1102	1681	10.1	218	298	212	106	2290	13.8			

- Shooting a career-best 77.7% from the line • Scored 20 or more points seven times • Has 17 double-doubles (UNC 13-4) • Carolina is 21-4 when he scores in double figures and 7-1 when he is UNC's leading scorer.

2023-24 Game Highlights: Tied Phil Ford for second in UNC all-time scoring with 18 points in the ACC championship game vs. NC State • Grabbed 12 rebounds for his eighth career ACC Tournament double-double, which tied the all-time record • Scored 12 of his 19 points and grabbed nine rebounds in the second half in the ACC semifinal win over Pittsburgh • Combined with RJ Davis to score UNC's last 18 points • Had five offensive rebounds, his seventh game this season with five or more • Tied his season high with six offensive rebounds (also Lehigh and Villanova) vs. Florida State in the ACC quarterfinal • Was his first double-double in five games (his sixth career in ACC Tournament play) • Win at Duke was his third in five games in Cameron Indoor Stadium (2021, 2022 and 2024) • Hit two three-pointers for the first time and finished his Smith Center career with 14 points and five rebounds in win over Notre Dame • Had 10 of his game-high 13 rebounds in the second half at Virginia • Was the fifth time this season he had five or more offensive rebounds • His 26th career 20/10 game with game-high 25 points and 12 boards vs. Virginia Tech, his fifth consecutive double-double (longest streak since November-December 2022) • Game-high 15 rebounds (fourth time w/15 or more this season) and eight of his 10 points in the second half at Miami • Tied his career high with 10 free throw (10 for 11) and led UNC in scoring (24) and rebounds (13) in the loss to Clemson • Was just the second time this season UNC lost when he has a double-double (also UConn) • Was the first time he scored 20 in consecutive games since November • Led UNC with 25 points • Became second Tar Heel ever and first since Charlie Scott in 1970 to total at least 25 points, 10 rebounds and five assists vs. Duke • His fourth consecutive double-double (and fifth overall) vs. Duke • Scored game-high 25 points vs. the Blue Devils, which matched his season high (season opener vs. Radford) and was his eight career game with 25 or more points • Was 10 for 13 from the floor at home vs. Duke, his 11th career game making 10 or more field goals • Was his third career double-double with at least five assists (Miami in 2020 and UConn this season) • Scored all 10 of his points in the second half at Boston College, including a clutch 15-footer with 4:20 to play and a three-point play with 3:13 remaining that secured the win • Scored 19 points vs. Louisville, most since he had 29 vs. Tennessee on November 29, and had five assists and three blocks • Had 16 points and 11 rebounds in just 16:35 against Syracuse, his fourth double-double in his last five games vs. the Orange • Game-high 16 rebounds and shared UNC scoring honors with 14 points in the win at Clemson (helped limit PJ Hall to 4 of 13 from the floor and a season-low 10 points, 10.0 below his average) • Led UNC with 16 points and added 10 rebounds and three blocks in the win at Pittsburgh • Had 14 points, eight boards and three blocks in win over No. 7 Oklahoma • Tied his career high with six blocks in home win vs. Florida State • Made a career-high 10 free throws, was 6 for 8 from the floor, had three assists and no turnovers and a game-high 11 rebounds vs. 10th-ranked Tennessee • Grabbed 18 boards in the OT loss to Villanova • Game-high 21 points vs. UC Riverside, the third stretch in his career when he scored 20 or more points in at least three consecutive games • Game-high 22 points and 20 rebounds vs. Lehigh, his third career 20-point/20-rebound game (also Virginia and Saint Peters in 2021-22) • Game-high 25 points and 13 rebounds vs. Radford.

2022-23: Earned third-team All-America honors by the Associated Press, USBWA, Sporting News and College Hoops Today • Finished in the top three in voting for ACC Player of the Year for the second year in a row and became the 19th Tar Heel to earn multiple first-team All-ACC honors • First Tar Heel to repeat as first-team All-ACC since Hansbrough (2006-09) • Won ACC Player-of-the-Week honors a league-leading three times • Led the ACC in rebounding (10.4), offensive boards (4.2) and double-doubles (19), was fifth in field goal percentage (.554) and 11th in scoring (15.9) • Nationally, was fourth in offensive rebounding, fifth in double-doubles and ninth in rebounding • Set the UNC single-season record for offensive rebounds per game for the second year in a row • Season-high 28 points vs. Charleston and Ohio State and season/career best 23 rebounds vs. James Madison.

2021-22: Won Carolina's Dean Smith Award as the MVP for the second straight season • Led Carolina in scoring (16.3), rebounding (13.1), field goal percentage (.569) and blocks (65), becoming the first Tar Heel to ever lead the team in those categories in consecutive seasons • Earned All-NCAA Tournament honors in both the Final Four and East Regional,

where he was also the Most Outstanding Player • Third-team CBS Sports and USA Today All-America, leading vote getter on the ACC first team, second in ACC Player-of-the-Year voting • One of three players to make the Academic All-ACC team and first-team All-ACC.

Became the first player with six double-doubles in one NCAA Tournament • Tied the all-time NCAA single-season record with 31 double-doubles (with Navy's David Robinson in 1985-86) • Second-most rebounds (99) in NCAA Tournament history and the most since LaSalle's Tom Gola had 102 in 1954 • Third-most rebounds in the Final Four (36) since 1973 • Fourth-most rebounds in a season in ACC history and the first player with at least 500 since 1956 • Shattered the single-season Tar Heel record with 511 rebounds, 95 more than the previous record set in 2015-16 by Brice Johnson • Tied the UNC record for 20-rebound games in a season with five and set the school record with 32 games in double figures • Rebounding average (13.1) was the fifth highest in a season by a Tar Heel and the highest since Cunningham in 1964-65 • Led the ACC in all games by 4.94 rebounds per game • Averaged 14.1 rebounds in league play, the most since Wake Forest's Tim Duncan averaged 14.9 in 1996-97 • Broke Duncan's previous ACC double-double record (29 in 1996-97) and Johnson's UNC record (23 in 2015-16) • Led the nation in double-doubles, was second in offensive rebounding (4.2), third in rebounding and 23rd in field goal percentage (.569) • Led the ACC in rebounding, offensive rebounds and double-doubles, was second in field goal percentage, fifth in blocks and seventh in scoring • Scored in double figures 34 times with 20 or more points 11 times • Led Carolina in scoring a team-high 14 times.

Averaged 15.3 points and 16.5 rebounds in six NCAA Tournament games • Set UNC single-game rebound records for regional final, national semifinal and national championship games • Shattered UNC's single-Tournament record for rebounds with 99 (previous was 69 in six games by Kennedy Meeks in 2017) • Had 38 offensive rebounds (6.3 per game) • Grabbed 15 or more rebounds in the last five games • Tied the UNC record for rebounds in an NCAA Tourney game with 22 vs. Saint Peter's and became the only Tar Heel with two 20-rebound NCAA games when he had 21 vs. Duke in the national semifinals • His 21 rebounds vs. Duke were the most by any player in the Final Four since 2003 and were the most ever by a Tar Heel in 21 national semifinal games • Became the 12th player in NCAA history with 21 or more rebounds in a Final Four game – the list includes Bill Russell (twice), Elvin Hayes, Lew Alcindor, Bill Walton, Elgin Baylor and Artis Gilmore • Had 10 straight double-doubles from Furman through Virginia Tech, the most by a Tar Heel since Cunningham had 10 in a row in 1964-65 • Thirteen-straight games with 10 or more rebounds was the third-longest in UNC history • The only three-time ACC Player of the Week (all three awards won during conference play) • USBWA National Player of the Week for Jan. 10-16 • Joined Charlie Scott, Cunningham and Rosenbluth as the only Tar Heels ever with at least 29 and 12 in consecutive games (vs. Virginia and Georgia Tech).

2020-21: Recipient of the Dean Smith Most Valuable Player and Danny Green Most Improved Player team awards • Third-team All-ACC • First-team All-ACC Tournament • Led the team in scoring (12.3), field goal percentage (.628), rebounding (7.8) and blocks (26) • First Tar Heel to lead in those four categories since Brice Johnson in 2015-16 • Improved his field goal percentage 15.9 percent, the largest single-season increase in UNC history • Was third in the ACC in offensive rebounding and sixth in rebounding • Had the eighth-highest single-season field goal percentage in UNC history • Led UNC in scoring a team-high 10 times • Scored in double figures a team-high 20 times with a high of 21 at Pittsburgh on 1/26 • Seven double-doubles and double-figure rebounds in 10 games • His 5.58 offensive rebounds per 40 minutes were the most in a season on record by any Tar Heel • Led UNC in plus/minus at plus 121 and second in most games with a positive plus/minus (18).

2019-20: Averaged 9.6 points and 8.2 rebounds in 32 games (all starts) • Had the most rebounds by a Tar Heel freshman since Antawn Jamison in 1995-96 • Had 11 double-doubles, second most by a Tar Heel freshman and the most since Jamison's 13 • Led the team in blocks (36), was second in FG percentage (.469) and rebounding and fourth in scoring • Scored in double figures 16 times with a high of 23 vs. Oregon • Scored 20 or more three times (23 vs. Oregon, 22 vs. Elon and 21 vs. Clemson) • Grabbed 10 or more rebounds 14 times with highs of 16 at home vs. Virginia and 15 vs. Alabama • Became the third UNC freshman to have three straight double-doubles in points and rebounds (which he did twice), joining Mike O'Koren in 1976-77 and Jamison in 1995-96.

ARMANDO BACOT'S GAME-BY-GAME LOGS

2019-20	FG	3FG	FT	REB	PF	PTS	A	TO	B	S	MP
Notre Dame•	3-7	0-0	1-6	2-6-8	2	7	1	2	1	0	22
at UNCW•	0-1	0-0	0-0	0-1-1	2	0	0	1	0	0	3
Gardner-Webb•	6-9	0-0	0-0	4-7-11	1	12	0	3	1	0	23
Elon•	9-14	0-0	4-7	4-10-14	2	22	2	1	3	2	26
vs. Alabama•	5-7	0-0	2-4	6-9-15	3	12	1	2	1	0	26
vs. Michigan•	3-10	0-0	0-0	1-5-6	1	6	0	3	1	0	21
vs. Oregon•	7-9	0-0	9-10	7-5-12	4	23	0	0	6	0	30
Ohio State•	1-2	0-0	0-0	3-1-4	1	2	0	0	1	1	7
at Virginia•	5-8	0-0	1-6	0-2-2	3	11	0	0	2	1	25
Wofford•	2-14	0-0	4-5	8-5-13	0	8	1	2	3	0	29
at Gonzaga•	1-6	0-0	0-0	1-2-3	4	2	0	1	0	0	14
vs. UCLA•	5-7	0-0	5-10	4-8-12	2	15	1	2	1	1	32
Yale•	0-5	0-0	2-2	2-4-6	4	2	0	0	0	0	17
Georgia Tech•	1-6	0-0	2-3	1-2-3	3	4	2	2	0	1	16
Pittsburgh•	6-11	0-0	3-4	2-7-9	1	15	4	4	1	0	31
Clemson•	7-10	0-0	7-10	2-3-5	2	21	1	1	2	1	37
at Pittsburgh•	5-12	0-0	2-3	4-7-11	5	12	2	3	1	3	28
at Virginia Tech•	3-7	0-0	3-3	1-3-4	5	9	4	1	0	0	29
Miami•	8-11	0-0	3-3	2-10-12	2	19	7	1	2	0	32
at NC State•	2-10	0-0	7-11	5-6-11	3	11	3	4	1	2	27
Boston College•	2-5	0-0	7-8	3-7-10	4	11	1	2	1	1	31
at Florida State•	2-3	0-0	2-2	1-5-6	3	6	0	3	0	1	26
Duke•	4-10	0-0	4-9	2-5-7	5	12	3	1	3	0	29
at Wake Forest•	5-10	0-0	0-0	2-5-7	3	10	0	0	0	0	26
Virginia•	3-6	0-0	2-2	2-14-16	1	8	0	5	1	1	35
at Notre Dame•	1-6	0-0	0-0	2-8-10	4	2	2	3	1	0	24
at Louisville•	3-7	0-0	1-2	2-7-9	2	7	1	2	2	1	33
NC State•	1-5	0-0	1-2	0-3-3	2	3	0	3	1	0	13
at Syracuse•	1-2	0-0	1-2	1-3-4	0	3	0	0	0	0	9
Wake Forest	DNP - right ankle										
at Duke•	5-7	0-0	3-6	6-6-12	4	13	0	2	0	0	23
vs. Va Tech (ACC)•	5-9	0-0	2-2	4-7-11	1	12	0	1	0	0	29
vs. Syracuse•	3-7	0-0	2-2	4-3-7	2	8	3	0	0	0	25
2020-21	FG	3FG	FT	REB	PF	PTS	A	TO	B	S	MP
Coll. of Charleston•	4-5	0-0	3-4	3-5-8	0	11	0	1	3	0	22
vs. UNLV•	4-4	0-0	4-4	2-3-5	3	12	1	3	0	0	20
vs. Stanford•	4-5	0-0	2-3	2-4-6	2	10	0	4	0	0	20
vs. Texas•	3-5	0-0	4-7	6-6-12	1	10	0	1	1	0	25
at Iowa•	2-4	0-0	0-0	3-8-11	5	4	0	2	1	0	22
NC Central•	6-7	0-0	7-10	5-6-11	2	19	0	1	1	1	27
vs. Kentucky•	5-8	0-0	4-6	5-3-8	2	14	1	0	2	0	28
at NC State•	7-9	0-0	2-4	3-3-6	1	16	0	3	1	0	24
at Georgia Tech•	5-8	0-0	4-6	0-5-5	3	14	0	3	0	0	23
Notre Dame•	1-7	0-0	2-4	5-5-10	2	4	1	1	0	1	17
at Miami•	1-3	0-0	5-5	0-2-2	3	7	0	1	0	0	21
Syracuse•	7-13	0-0	1-3	7-5-12	2	15	2	0	0	1	27
at Florida State•	3-6	0-0	3-5	3-2-5	1	9	1	0	0	0	17
Wake Forest•	8-10	0-0	2-4	0-6-6	4	18	3	2	0	2	22
NC State•	8-12	0-0	1-4	2-6-8	1	17	1	0	1	2	28
at Pittsburgh•	8-10	0-1	5-6	4-6-10	1	21	2	2	3	0	31
at Clemson•	0-1	0-0	1-2	0-3-3	4	1	0	2	0	1	19
at Duke•	6-12	0-0	4-7	2-4-6	2	16	1	1	1	2	25
at Virginia•	3-7	0-0	1-3	2-8-10	3	7	2	0	1	0	25
Northeastern•	4-9	0-0	1-2	1-7-8	1	9	0	3	0	0	20
Louisville•	7-8	0-0	0-0	2-7-9	3	14	1	0	0	1	18
Marquette•	1-4	0-0	1-2	2-3-5	3	3	2	0	0	0	13
Florida State•	2-3	0-0	2-2	2-2-4	3	6	0	3	1	0	15
at Syracuse•	7-10	0-0	4-5	8-7-15	3	18	1	3	1	0	25
Duke	6-10	0-0	6-7	3-3-6	2	18	0	3	1	0	26
vs. Notre Dame (ACC)•	7-10	0-0	6-7	8-5-13	1	20	1	1	2	1	24
vs. Virginia Tech•	7-9	0-0	3-7	6-7-13	4	17	1	0	4	1	25
vs. Florida State•	5-10	0-0	2-3	4-2-6	2	12	1	0	2	2	26
vs. Wisconsin (NCAA)•	6-9	0-0	3-3	2-2-4	1	15	1	2	0	2	24

2021-22	FG	3FG	FT	REB	PF	PTS	A	TO	B	S	MP
Loyola Maryland•	3-5	0-0	2-3	1-5-6	3	8	0	1	2	1	17
Brown•	10-11	0-0	2-5	6-4-10	2	22	1	0	2	1	27
at Charleston•	10-12	0-0	4-9	2-10-12	4	24	3	3	6	0	24
vs. Purdue•	1-6	0-1	0-0	1-4-5	5	2	1	1	0	0	17
vs. Tennessee•	6-9	0-0	4-6	4-8-12	2	16	1	2	0	0	29
UNC Asheville•	8-14	0-0	6-7	3-4-7	1	22	0	2	1	0	29
Michigan•	5-10	0-0	1-1	3-11-14	2	11	3	1	2	1	32
at Georgia Tech•	7-11	0-0	1-2	3-10-13	3	15	4	5	1	2	38
Elon•	3-7	0-0	3-8	2-5-7	2	9	1	0	2	4	24
Furman•	7-12	0-1	0-0	4-8-12	2	14	2	1	1	0	28
vs. Kentucky•	8-13	0-0	6-9	2-8-10	4	22	2	2	1	0	31
App State•	7-9	0-0	2-4	3-7-10	3	16	4	2	2	2	30
at Boston College•	6-9	1-1	5-5	3-8-11	3	18	2	1	1	3	29
at Notre Dame•	9-13	0-0	3-4	2-15-17	3	21	0	4	1	0	37
Virginia•	12-18	0-0	5-7	9-13-22	2	29	2	1	1	0	38
Georgia Tech•	10-16	0-2	9-9	3-9-12	2	29	0	3	0	1	29
at Miami•	6-9	0-0	3-4	4-8-12	4	15	1	4	1	0	27
at Wake Forest•	4-12	0-0	4-8	6-6-12	4	12	1	2	1	0	25
Virginia Tech•	7-19	0-0	0-0	8-12-20	5	14	1	2	1	0	34
Boston College•	1-10	0-0	4-6	7-11-18	2	6	0	0	3	0	38
NC State•	5-10	0-1	8-10	2-11-13	1	18	0	1	6	1	28
at Louisville•	8-15	0-0	3-5	6-16-22	4	19	2	2	2	3	39
Duke•	4-10	0-0	4-5	1-4-5	3	12	2	1	1	2	30
at Clemson•	8-10	0-1	8-10	3-7-10	5	24	3	2	0	1	32
Florida State•	7-9	0-0	3-5	4-10-14	2	17	1	2	1	0	28
Pittsburgh•	2-6	0-0	3-4	4-4-8	4	7	4	3	3	0	27
at Virginia Tech•	4-7	0-0	4-4	2-13-15	2	12	0	3	5	0	38
Louisville•	6-8	0-0	0-2	5-10-15	2	12	1	4	0	0	39
at NC State•	11-13	0-0	6-7	5-13-18	4	28	1	5	5	2	36
Syracuse•	5-12	0-0	7-9	9-9-18	0	17	2	0	0	0	43
at Duke•	10-11	0-0	3-4	1-6-7	2	23	0	1	2	2	30
vs. Virginia (ACC)•	5-12	0-1	0-0	2-9-11	2	10	0	1	2	3	34
vs. Virginia Tech•	9-10	0-0	1-2	5-9-14	5	19	2	3	0	0	36
vs. Marquette (NCAA)•	6-13	0-0	5-5	4-6-10	0	17	3	1	1	1	28
vs. Baylor•	4-10	0-0	7-15	4-12-16	4	15	4	2	3	1	39
vs. UCLA•	6-10	0-0	2-4	4-8-15	3	14	2	2	1	0	31
vs. Saint Peter's•	8-15	0-0	4-9	8-14-22	3	20	1	2	2	0	35
vs. Duke•	3-10	0-0	5-8	8-13-21	5	11	0	2	1	1	33
vs. Kansas•	3-13	0-0	9-13	6-9-15	3	15	2	3	1	1	38
2022-23	FG	3FG	FT	REB	PF	PTS	A	TO	B	S	MP
UNCW•	5-10	0-0	6-11	4-5-9	4	16	1	2	1	0	28
Charleston•	10-13	0-0	8-12	2-4-6	2	28	1	3	2	3	34
Gardner-Webb•	2-9	0-0	6-7	2-7-9	2	10	0	3	2	1	36
James Madison•	5-11	0-0	9-12	8-15-23	4	19	1	3	1	1	35
vs. Portland•	4-6	0-1	3-8	6-7-13	4	11	2	4	0	0	34
vs. Iowa State•	5-6	0-0	3-5	3-6-9	4	13	2	5	2	1	37
vs. Alabama•	7-12	0-0	6-6	6-4-10	4	20	2	6	3	0	38
at Indiana•	4-10	0-0	4-6	5-5-10	4	12	0	1	1	0	28
at Virginia Tech	DNP - right shoulder										
Georgia Tech•	8-16	0-1	5-9	7-6-13	1	21	1	0	1	0	34
The Citadel•	5-9	0-0	4-6	6-5-11	1	14	2	3	2	0	26
vs. Ohio State•	11-19	0-0	6-9	7-8-15	2	28	3	2	0	0	37
vs. Michigan•	11-15	0-0	4-7	0-5-5	4	26	0	0	0	1	32
at Pittsburgh•	8-14	0-1	6-7	5-8-13	1	22	3	4	2	0	37
Wake Forest•	7-11	0-0	7-10	2-7-9	2	21	5	0	1	2	38
Notre Dame•	9-17	0-0	3-7	6-7-13	2	21	4	2	2	0	31
at Virginia•	0-0	0-0	0-0	2-0-2	0	0	0	0	0	0	1
at Louisville•	5-8	0-1	4-5	4-12-16	4	14	1	2	0	0	25
Boston College•	8-11	0-0	4-7	5-11-16	4	20	3	2	1	1	35
NC State•	8-13	0-0	7-7	6-12-18	3	23	1	0	0	1	33
at Syracuse•	8-15	0-0	2-3	1-7-8	4	18	4	4	0	1	33
Pittsburgh•	3-10	0-0	9-15	5-6-11	3	15	1	2	2	0	35
at Duke•	6-12	0-0	2-2	4-6-10	4	14	2	2	2	1	35
at Wake Forest•	7-15	0-1	3-5	5-6-11	5	17	0	3	0	1	22
Clemson•	8-11	0-0	3-4	5-6-11	3	19	0	3	0	2	31
Miami•	5-6	0-1	2-6	1-3-4	5	12	0	2	2	1	33
at NC State•	6-14	0-0	4-7	6-8-14	3	16	1	2	1	0	34
at Notre Dame•	7-15	0-0									



ARMANDO BACOT IN THE RECORD BOOKS



UNC's MOST VALUABLE PLAYER

3 times	Armando Bacot (2021-22-23)
3 times	Tyler Hansbrough (2007-08-09)
3 times	Billy Cunningham (1963-64-65)
3 times	Lennie Rosenbluth (1955-56-57)
2 times	14 players

MOST POINTS — UNC, CAREER

2,872	Tyler Hansbrough, 2005-2009
2,290	Armando Bacot, 2019-
2,290	Phil Ford, 1974-78
2,145	Sam Perkins, 1980-84
2,047	Lennie Rosenbluth, 1954-57
2,015	Al Wood, 1977-81
2,007	Charlie Scott, 1967-70
1,982	Larry Miller, 1965-68
1,974	Antawn Jamison, 1995-98
1,912	Brad Daugherty, 1982-86

REBOUNDS — UNC, CAREER

1,681	Armando Bacot, 2019-
1,219	Tyler Hansbrough, 2005-09
1,168	Sam Perkins, 1980-84
1,097	George Lynch, 1989-93
1,062	Billy Cunningham, 1962-65

REBOUNDS — ACC, CAREER

1,802	Dickie Hemric, Wake Forest, 1951-55
1,681	Armando Bacot, 2019-
1,598	Ronnie Shavlik, NC State, 1953-56
1,570	Tim Duncan, Wake Forest, 1993-97
1,511	Ralph Sampson, Virginia, 1980-83

REBOUNDS — NCAA, CAREER

2,201	Tom Gola, La Salle, 1951-55
2,030	Joe Holup, George Washington, 1952-56
1,916	Charlie Slack, Marshall, 1952-56
1,884	Ed Conlin, Fordham, 1951-55
1,802	Dickie Hemric, Wake Forest, 1951-55
1,751	Paul Silas, Creighton, 1961-64
1,716	Art Quimby, UConn, 1951-55
1,688	Jerry Harper, Alabama, 1952-56
1,681	Armando Bacot, 2019-

REBOUNDING AVERAGE — UNC, CAREER

15.4	Billy Cunningham, 1962-65
10.6	Doug Moe, 1958-61
10.5	Pete Brennan, 1955-58
10.4	Lennie Rosenbluth, 1954-57
10.3	Rusty Clark, 1966-69
10.1	Armando Bacot, 2019-
10.0	Sean May, 2002-05
10.0	Bud Maddie, 1953-54
9.9	Antawn Jamison, 1995-98
9.2	Larry Miller, 1965-68

REBOUNDS — UNC, SEASON

511	Armando Bacot, 2021-22
416	Brice Johnson, 2015-16
399	Tyler Hansbrough, 2007-08
397	Sean May, 2004-05
389	Antawn Jamison, 1997-98

REBOUNDS — ACC, SEASON

581	Ronnie Shavlik, NC State, 1954-55
545	Ronnie Shavlik, NC State, 1956-57
515	Dickie Hemric, Wake Forest, 1954-55
511	Armando Bacot, 2021-22
470	Len Chappell, Wake Forest, 1961-62

REBOUNDING AVERAGE — UNC, SEASON

16.1	Billy Cunningham, 1962-63
15.8	Billy Cunningham, 1963-64
14.3	Billy Cunningham, 1964-65
14.0	Doug Moe, 1960-61
13.1	Armando Bacot, 2021-22

OFFENSIVE REBOUNDS PER GAME — UNC, CAREER

3.62	Antawn Jamison, 1995-98 (376 in 104 games)
3.49	Armando Bacot (579 in 166 games)
3.47	Sean May, 2002-05
3.39	Tyler Hansbrough, 2005-09
3.06	George Lynch, 1989-93

OFFENSIVE REBOUNDS PER GAME — UNC, SEASON

4.19	Armando Bacot, 2022-23 (134 in 32 games)
4.18	Armando Bacot, 2021-22 (163 in 39 games)
3.87	Tyler Hansbrough, 2007-08
3.84	Tyler Zeller, 2011-12
3.84	Sean May, 2004-05

OFFENSIVE REBOUNDS — UNC, CAREER

579	Armando Bacot, 2019-
482	Tyler Hansbrough, 2005-09
431	George Lynch, 1989-93
407	Kennedy Meeks, 2013-17
381	Eric Montross, 1990-94

OFFENSIVE REBOUNDS — UNC, SEASON

163	Armando Bacot, 2021-22
152	Kennedy Meeks, 2016-17
151	Tyler Hansbrough, 2007-08
146	Tyler Zeller, 2011-12
142	Sean May, 2004-05
138	George Lynch, 1992-93
134	Armando Bacot, 2022-23
131	Antawn Jamison, 1996-97
126	Antawn Jamison, 1997-98
126	Eric Montross, 1992-93

DOUBLE-DOUBLES (POINTS & REBOUNDS) — UNC, CAREER

85	Armando Bacot, 2019-
60	Billy Cunningham, 1962-65
51	Antawn Jamison, 1995-98
47	Tyler Hansbrough, 2005-09
47	Sam Perkins, 1980-84

DOUBLE-DOUBLES (POINTS & REBOUNDS) — ACC, CAREER

87	Tim Duncan, Wake Forest, 1993-97
85	Armando Bacot, 2019-
84	Ralph Sampson, Virginia, 1980-84
68	Ronnie Shavlik, NC State, 1953-56
67	Tom Burleson, NC State, 1971-74

DOUBLE-DOUBLES (POINTS & REBOUNDS) — NCAA, CAREER

96	Tom Gola, LaSalle, 1951-55
87	Tim Duncan, Wake Forest, 1993-97
86	Kenneth Faried, Morehead State, 2007-11
85	Armando Bacot, 2019-
84	Ralph Sampson, Virginia, 1980-84

GAMES W/10 OR MORE REBOUNDS — UNC, CAREER

94	Armando Bacot, 2019-
61	Billy Cunningham, 1962-65
53	Antawn Jamison, 1995-98
52	Sam Perkins, 1980-84
49	Tyler Hansbrough, 2005-09

GAMES W/10 OR MORE REBOUNDS — UNC, SEASON

32	Armando Bacot, 2021-22
23	Brice Johnson, 2015-16
22	Billy Cunningham, 1963-64
21	John Henson, 2011-12
21	John Henson, 2010-11
21	Antawn Jamison, 1997-98
21	Billy Cunningham, 1962-63

GAMES W/15 OR MORE REBOUNDS — UNC, CAREER

38	Billy Cunningham 1962-65
26	Armando Bacot, 2019-
15	Rusty Clark, 1966-69
14	Doug Moe, 1958-61
12	Lennie Rosenbluth, 1954-57

GAMES W/20 OR MORE REBOUNDS — UNC, CAREER

12	Billy Cunningham 1962-65
7	Armando Bacot, 2019-
5	Lennie Rosenbluth, 1954-57
3	Sean May, 2002-05
3	Paul Likins, 1951-55

AVERAGE A DOUBLE-DOUBLE — UNC, CAREER

Armando Bacot: 13.8 ppg, 10.1 rpg, 2019-
Sean May: 15.8 ppg & 10.0 rpg, 2002-05
Robert McAdoo: 19.5 ppg & 10.1 rpg, 1971-72
Rusty Clark: 14.7 ppg & 10.2 rpg, 1966-69
Billy Cunningham: 24.8 ppg & 15.4 rpg, 1962-65
Doug Moe: 16.5 ppg & 10.6 rpg, 1958-61
Pete Brennan: 16.4 ppg & 10.5 rpg, 1955-58
Lennie Rosenbluth: 26.9 ppg & 10.4 rpg, 1954-57

PCT. OF DOUBLE-DOUBLE GAMES — UNC CAREER

Name	Double-Doubles	Games	Pct.
Billy Cunningham, 1962-65	60	69	.870
Lennie Rosenbluth, 1954-57	39	76	.513
Armando Bacot, 2019-	85	166	.512
Antawn Jamison, 1995-98	51	104	.490
Doug Moe, 1958-61	29	60	.483

FIELD GOALS MADE — UNC, CAREER

939	Tyler Hansbrough, 2005-2009
865	Phil Ford, 1974-78
854	Armando Bacot, 2019-
825	Al Wood, 1977-81
805	Charlie Scott, 1967-70

FREE THROWS MADE — UNC, CAREER

982	Tyler Hansbrough, 2005-09 (<i>NCAA record</i>)
603	Lennie Rosenbluth, 1954-57
577	Armando Bacot, 2019-
561	Sam Perkins, 1980-84
560	Phil Ford, 1974-78

MOST FREE THROWS ATTEMPTED — UNC, CAREER

1,241	Tyler Hansbrough, 2005-09 (<i>ACC record</i>)
842	Armando Bacot, 2019-
815	Lennie Rosenbluth, 1954-57
719	Pete Brennan, 1955-58
705	Sam Perkins, 1980-84

BLOCKS — UNC, CAREER

304	Brendan Haywood, 1997-01
279	John Henson, 2009-12
245	Sam Perkins, 1980-84
212	Armando Bacot, 2019-
190	Warren Martin, 1981-86

GAMES PLAYED — UNC, CAREER

166	Armando Bacot, 2019- (ACC record)
155	Leaky Black, 2018-23
152	Deon Thompson, 2006-10
151	Nate Britt, 2013-17
151	Isaiah Hicks, 2013-17

MISCELLANEOUS RECORDS

Most Double-Doubles in a Season, NCAA
31 by Bacot in 2021-22

Most Double-Doubles in one NCAA Tournament
6 by Bacot, 2021-22

Most Rebounds by a Tar Heel in an NCAA Tournament
99 by Bacot in six games in 2021-22

Most Rebounds by a Tar Heel in NCAA Tournament Game
22 by Bacot vs. St. Peter's, 2022 NCAA Regional Final
22 by Tyler Zeller vs. Ohio, 2012 Sweet 16

Most Rebounds by a Tar Heel in an NCAA Finals Game
15 by Bacot vs. Kansas, 2022

Most Rebounds by a Tar Heel in a Game vs. Louisville (22 on 2/1/22) and **Syracuse** (18 on 2/28/22)



7 – SETH TRIMBLE

6-3, 195, Sophomore, Guard, Menomonee Falls, Wis.



X: @sethtrimble1, Instagram: sethtrim

2023-24: Received the third-most votes for ACC Sixth Man of the Year • Averaging 5.2 points in 17.4 minutes per game • Carolina's best on-ball defender • Scored in double figures six times (once last season) and had nine points in two other games • Carolina is 6-0 when he scores in double figures • Shooting 46.3% from the floor and 37% from three (made 10 of 27, last year 1 of 6) • Made 13 of 24 shots from the floor over the last seven games • Averaged 8.0 points in the two wins over Duke.

2023-24 Game Highlights: Led UNC with four assists, had a season-high offensive rating of 237 (best on the team all year) and played exceptional defense in the ACC semifinal win over Pittsburgh • Key 3FG in the first half when UNC was trailing by eight (his first since Jan. 20) • Was the second time this season he led UNC in assists (Lehigh) • Tied his career high with 12 points and had five rebounds and two steals vs. Florida State in the ACC quarterfinal • Scored six points in each of the last two wins over Notre Dame and Duke • Answered a pair of Duke runs with baskets and had a steal that led to a Cormac Ryan 3FG with under 2:00 to play that gave UNC a nine-point lead • Led Carolina in plus/minus (+12) in the home win over Miami • Was the second time this season he led UNC in plus/minus (home win over FSU) • A plus 10 in 14 minutes in the win at Virginia • Season-high four assists and 173 offensive rating in the win over Virginia Tech (was his season-best and the second-highest offensive rating in his career) • Returned to action at Syracuse sitting out the Clemson and Miami games after suffering an upper-body injury in practice on February 5 • Made 5 of 9 from the floor and had 10 points and two assists in the win over Duke • Six points, two assists and a career-high three steals at Georgia Tech • First-half three-pointer cut Boston College's biggest lead of the game in half • Scored all six of his points at NC State in the second half • Only three points at Clemson came on a 3FG with 8:02 to play that gave Carolina a 51-47 lead • Scored 10 points and tied his career high with six rebounds at Pittsburgh, the first time in his career he scored in double figures in back-to-back games • Career-high six field goals and six rebounds and his tied career high with 12 points vs. Charleston Southern • Career-high and game-high plus 24 in just under 14 minutes vs. Florida State • No other Tar Heel was better than plus 16 and no Seminole better than plus 9 • Subbed into the game with FSU leading by eight and left the game 8:09 later with UNC ahead by 11 • Scored seven points, had an assist, tied the game with a fastbreak layup and was part of Carolina's fullcourt press that flipped the game • Career-high 12 points and made two threes for the first time (both in UNC's 52-point second half) as a Tar Heel in the win over Arkansas • Tied his then-career high with 11 points, including his second career three-pointer and a spectacular dunk in the win over UC Riverside • Made a career-best five field goals vs. UCR • Carolina's co-leader in assists with three against Lehigh • Sparked first-half run against Radford with his defensive effort.

2022-23: Season-highs included 11 points in the home win over Wake Forest and five assists vs. The Citadel.

TOP 5 OFFENSIVE GAME RATINGS

career (min. 20 minutes played)

237	vs. Pittsburgh, ACC QF (3/15/24)
201	at Virginia Tech (12/4/2022)
173	Virginia Tech (2/17/2024)
155	Wake Forest (1/4/2023)
145	Arkansas (11/24,2023)
145	Charleston Southern (12/29/2023)

2023-24	FG	3FG	FT	REB	PF	PTS	A	TO	B	S	MP
Radford	0-1	0-0	1-2	0-1-1	1	1	0	1	1	0	11
Lehigh	0-1	0-0	3-5	1-0-1	0	3	3	0	1	0	19
UC Riverside	5-7	1-1	0-0	0-2-2	2	11	1	0	0	0	15
vs. Northern Iowa	0-0	0-0	0-0	0-1-1	1	0	0	2	0	1	13
vs. Villanova	1-4	0-1	3-3	0-1-1	3	5	0	0	0	0	14
vs. Arkansas	4-5	2-2	2-4	1-3-4	4	12	0	1	0	0	25
Tennessee	2-5	0-1	0-0	2-0-2	3	4	0	1	0	1	13
Florida State	3-3	0-0	3-4	0-0-0	1	9	1	0	0	0	14
vs. UConn	1-2	0-1	0-0	1-3-4	3	2	1	0	0	0	16
vs. Kentucky	1-4	1-2	3-4	0-3-3	0	6	0	0	0	0	16
vs. Oklahoma	2-4	1-2	0-2	0-1-1	0	5	0	0	1	0	22
Charleston Southern	6-10	0-0	0-0	2-4-6	1	12	1	0	0	0	20
at Pittsburgh	3-7	1-1	3-4	2-4-6	3	10	1	1	0	1	23
at Clemson	1-3	1-1	0-0	2-2-4	1	3	0	0	0	0	21
at NC State	2-4	0-0	2-3	1-1-2	0	6	1	1	0	1	15
Syracuse	3-8	1-2	2-3	0-1-1	1	9	0	3	1	1	21
Louisville	0-3	0-1	0-0	1-1-2	0	0	0	2	1	0	16
at Boston College	2-3	1-2	1-2	0-4-4	2	6	1	0	0	0	15
Wake Forest	0-1	0-0	0-0	0-0-0	3	0	0	0	0	0	15
at Florida State	0-3	0-0	3-4	1-1-2	0	3	1	1	0	0	16
at Georgia Tech	2-7	0-2	2-5	0-1-1	2	6	2	2	0	3	22
Duke	5-9	0-2	0-0	0-2-2	0	10	2	0	0	1	19
Clemson											DNP (upper body)
at Miami											DNP (upper body)
at Syracuse	0-2	0-0	1-2	1-1-2	1	1	0	0	0	0	11
Virginia Tech	1-2	0-0	2-2	0-1-1	2	4	4	0	0	0	21
at Virginia	0-1	0-0	0-0	0-2-2	1	0	1	0	0	0	14
Miami	1-1	0-0	1-3	0-3-3	2	3	0	1	0	0	22
NC State	1-2	0-1	2-4	0-0-0	0	4	1	0	0	1	15
Notre Dame	3-5	0-2	0-0	0-0-0	2	6	0	0	0	0	16
at Duke	3-5	0-0	0-0	1-3-4	1	6	1	1	0	2	19
vs. Fla State (ACC)	4-7	0-0	4-4	0-5-5	0	12	2	2	0	0	18
vs. Pittsburgh	1-1	1-1	2-2	0-3-3	0	5	4	0	0	0	24
vs. NC State	0-3	0-2	2-2	1-0-1	1	2	1	2	0	0	16

2022-23	FG	3FG	FT	REB	PF	PTS	A	TO	B	S	MP
UNCW	1-3	0-0	2-3	0-0-0	3	4	0	0	1	0	15
Charleston	2-2	0-0	0-0	0-0-0	3	4	0	0	0	0	11
Gardner-Webb	1-3	0-0	1-2	0-1-1	1	3	0	0	0	0	15
James Madison	2-4	1-1	0-1	0-1-1	3	5	0	1	0	1	12
vs. Portland	0-0	0-0	0-0	0-0-0	1	0	1	1	0	0	5
vs. Iowa State	0-1	0-0	2-2	0-1-1	1	2	0	1	0	0	13
vs. Alabama	0-0	0-0	0-1	0-1-1	0	0	0	0	0	0	7
at Indiana	1-1	0-0	1-2	0-1-1	1	3	0	1	0	0	9
at Virginia Tech	3-3	0-0	0-0	1-2-3	1	6	1	0	1	1	23
Georgia Tech	1-5	0-1	2-2	0-2-2	1	4	3	0	0	1	15
The Citadel	0-5	0-1	2-2	0-3-3	1	2	5	1	1	2	21
vs. Ohio State	0-0	0-0	0-0	0-0-0	0	0	1	2	0	0	11
vs. Michigan	0-1	0-1	1-2	0-0-0	2	1	0	1	0	0	18
at Pittsburgh	0-0	0-0	0-0	0-0-0	0	0	1	0	0	0	5
Wake Forest	4-4	0-0	3-4	1-1-2	3	11	0	1	2	0	22
Notre Dame	1-2	0-1	1-4	0-3-3	2	3	4	2	2	0	23
at Virginia	0-2	0-0	2-2	1-0-1	3	2	1	0	0	0	16
at Louisville	0-0	0-0	0-0	0-0-0	3	0	1	1	0	0	11
Boston College	0-0	0-0	0-0	0-0-0	0	0	0	1	0	0	3
NC State	0-0	0-0	0-0	0-0-0	1	0	0	1	0	0	4
at Syracuse	0-0	0-0	0-2	0-1-1	0	0	0	0	0	0	4
Pittsburgh	0-0	0-0	0-0	0-0-0	1	0	0	0	0	1	5
at Duke	0-0	0-0	0-0	0-2-2	0	0	0	1	0	0	4
at Wake Forest	2-3	0-0	0-0	0-1-1	5	4	0	0	1	0	12
Clemson	0-0	0-0	0-0	0-0-0	0	0	1	0	0	0	6
Miami	0-1	0-0	0-0	0-1-1	0	0	0	1	0	0	4
at NC State	0-1	0-1	0-0	0-1-1	0	0	0	1	0	0	6
at Notre Dame	0-0	0-0	0-0	0-0-0	2	0	0	0	0	0	4
Virginia	0-1	0-0	0-0	0-1-1	1	0	0	0	0	0	3
at Florida State	0-0	0-0	0-2	0-0-0	1	0	1	2	0	1	9
Duke	0-0	0-0	0-0	0-0-0	0	0	1	0	0	0	1
vs. BC (ACC)	2-2	0-0	0-0	0-1-1	1	4	1	0	0	0	5
vs. Virginia	0-0	0-0	0-0	0-0-0	0	0	0	0	0	0	0+

TRIMBLE'S STATS

Year	GP-GS	Min.	Ave.	FGM-A	Pct.	3FGM-A	Pct.	FTM-A	Pct.	Off	Def	Reb	Ave.	A	TO	B	S	Pts	Ave.
2022-23	33-2	322	9.8	20-44	.455	1-6	.167	17-31	.548	3	24	27	0.8	21	20	9	6	58	1.8
2023-24	32-1	558	17.4	57-123	.463	10-27	.370	42-64	.656	17	54	71	2.2	29	21	5	12	166	5.2
Totals	65-3	880	13.5	77-167	.461	11-33	.333	59-95	.621	20	78	98	1.5	50	41	14	18	224	3.4



8 - PAXSON WOJCIK

6-5, 195, Grad Student, Guard, Charleston, S.C.



X: @paxsonwojcik
Instagram: paxsonwojcik

Career: Played two seasons at Loyola Chicago (2019-21) and two at Brown (2021-23) • Has totaled 804 points, 349 rebounds and 157 assists and made 112 three-pointers in 128 college games • Scored in double figures 38 times (24 times last season) with five 20-point games • Career-high five three-pointers vs. UMass-Lowell and 13 rebounds at Michigan State • Scored 14 points with six rebounds, three assists and two steals in the Smith Center vs. the Tar Heels on 11/12/2021

• Started all 54 games the previous two seasons at Brown • Earned second-team All-Ivy League honors, Academic All-Ivy honors and was a team captain in 2022-23 • Originally from Chapel Hill, where his dad, Doug, was an assistant coach for the Tar Heels from 2000-03 • Last name pronounced WO-jick.

2023-24 at Carolina: Season highs in scoring (7) and rebounds (6) in 22 minutes in the home loss against Clemson • Was the fourth time he played 20 or more minutes • Broke a 45-all tie with a three from the left wing with 8:44 to play in the win at Clemson • The three gave UNC the lead for good and was his first three since November 24 vs. Arkansas • Scored five second-half points in the win over Arkansas • Made two threes, one in the opener and the second vs. the Razorbacks • Started the first three games, including the season opener vs. Radford despite taking an errant elbow to the forehead during shootaround the day of the game, which led to 10 stitches • Scored or assisted on eight of UNC's first 13 points vs. Radford.

2022-23 at Brown: Earned second-team All-Ivy and Academic All-Ivy honors • Made 57 of 150 three-pointers (.380) and was fourth in the Ivy League in assists per game, tied for fourth in rebounds per game and fifth in scoring • Led the Bears with 87 assists, was the co-leader with 35 steals and was second in scoring (14.9 ppg), three-pointers (57) and rebounding (7.2 rpg) • Started all 27 games and averaged 34.6 minutes • Averaged 19.9 points and 3.6 assists over the last eight games • One of eight Division I players to average at least 14.5 points, seven rebounds and three assists • Scored in double figures 24 times with a career-best 25 against Yale in the season finale • Scored 20-plus points five times, all in the last eight games, including 24 at Penn, 20 at Columbia and 25 vs. Yale in his final three games for Brown • Had four double-doubles against Vermont, Loyola Maryland, Michigan State and Cornell • Career-high 13 rebounds at Michigan State • Made a three-pointer in 23 games with multiple threes 16 times • Career-high five 3FGs against UMass-Lowell and four in four other games.

2023-24	FG	3FG	FT	REB	PF	PTS	A	TO	B	S	MP
Radford•	2-2	1-1	0-0	2-1-3	1	5	3	1	0	0	20
Lehigh•	0-2	0-1	2-2	1-1-2	3	2	0	1	0	0	12
UC Riverside•	0-2	0-1	2-2	0-2-2	0	2	2	1	0	2	19
vs. Northern Iowa	1-2	0-0	4-4	0-0-0	0	6	0	0	0	0	13
vs. Villanova	1-3	0-2	0-0	0-0-0	3	2	0	0	0	0	20
vs. Arkansas	2-5	1-3	0-0	0-0-0	2	5	0	2	0	0	20
Tennessee	0-0	0-0	0-0	0-0-0	0	0	0	0	0	0	3
Florida State	0-2	0-1	0-0	0-0-0	0	0	1	0	0	0	4
vs. UConn	1-1	0-0	0-1	1-0-1	1	2	0	0	0	0	7
vs. Kentucky	1-1	0-0	0-0	0-0-0	2	2	0	0	0	0	2
vs. Oklahoma	0-1	0-1	0-0	0-0-0	0	0	0	0	0	0	2
Charleston Southern	1-4	0-3	0-0	0-1-1	1	2	0	1	0	0	11
at Pittsburgh	0-0	0-0	0-0	0-0-0	1	0	0	0	0	0	3
at Clemson	1-2	1-1	0-0	1-1-2	1	3	0	2	0	0	10
at NC State	0-0	0-0	0-0	0-0-0	1	0	0	0	0	0	3
Syracuse	0-2	0-2	0-0	0-1-1	2	0	1	0	0	0	10
Louisville	0-2	0-2	2-2	0-0-0	0	2	0	0	0	0	3
at Boston College	0-0	0-0	0-0	0-0-0	0	0	0	0	0	0	3
Wake Forest	0-1	0-0	0-0	0-1-1	2	0	0	0	0	0	4
at Florida State	1-1	0-0	0-0	1-0-1	0	2	0	1	0	0	5
at Georgia Tech	0-0	0-0	0-0	0-0-0	1	0	0	1	0	0	3
Duke	DNP										
Clemson	2-4	1-2	2-4	1-5-6	2	7	1	0	0	1	22
at Miami	0-2	0-2	0-0	1-2-3	0	0	0	0	0	0	18
at Syracuse	DNP										
Virginia Tech	0-0	0-0	0-0	0-0-0	0	0	0	0	0	0	3
at Virginia	0-0	0-0	0-0	0-0-0	0	0	0	0	0	0	2
Miami	DNP										
NC State	0-1	0-1	0-0	0-0-0	0	0	0	0	0	0	2
Notre Dame	0-1	0-1	0-0	2-0-2	0	0	0	0	0	0	5
at Duke	0-0	0-0	0-0	0-0-0	1	0	0	0	0	0	2
vs. Fla State (ACC)	1-2	1-2	0-2	0-0-0	0	3	2	0	0	0	9
vs. Pittsburgh	DNP										
vs. NC State	DNP										

2021-22 at Brown: Started all 27 games in which he played (missed the last two games due to injury) • Second on the team with 38 three-pointers and third in scoring with 9.6 points per game • Scored a season-high 17 points in wins over Sacred Heart and Harvard • Totaled 14 points, six rebounds, three assists and two steals in UNC's 94-87 win over Brown in the Smith Center.

2019-21 at Loyola Chicago: Played in 45 games in two seasons for the Ramblers • Scored 61 points with 37 rebounds and 18 assists in 30 games as a freshman and 37 points, 14 rebounds and six assists in 15 games as a sophomore.

WOJCIK'S STATS AT LOYOLA CHICAGO																			
Years	GP-GS	Min.	Ave.	FGM-A	Pct.	3FGM-A	Pct.	FTM-A	Pct.	Off	Def	Reb	Ave.	A	TO	B	S	Pts	Ave.
2018-19	30-1	327	10.9	25-48	.521	8-19	.421	3-7	.429	2	35	37	1.2	18	14	0	14	61	2.0
2019-20	15-0	93	6.2	13-26	.500	4-10	.400	7-9	.778	2	12	14	0.9	6	5	1	2	37	2.5
Totals	45-1	420	9.3	38-74	.514	12-29	.414	10-16	.625	4	47	51	1.1	24	19	1	16	98	2.2

WOJCIK'S STATS AT BROWN																			
Years	GP-GS	Min.	Ave.	FGM-A	Pct.	3FGM-A	Pct.	FTM-A	Pct.	Off	Def	Reb	Ave.	A	TO	B	S	Pts	Ave.
2021-22	27-27	746	27.6	93-221	.421	38-115	.330	35-53	.660	14	67	81	3.0	36	31	2	24	259	9.6
2022-23	27-27	933	34.6	137-297	.461	57-150	.380	71-103	.689	14	180	194	7.2	87	49	1	35	402	14.9
Totals	54-54	1679	31.1	230-518	.444	95-265	.358	106-156	.679	28	247	275	5.1	123	80	3	59	661	12.2

WOJCIK'S STATS AT CAROLINA																			
Years	GP-GS	Min.	Ave.	FGM-A	Pct.	3FGM-A	Pct.	FTM-A	Pct.	Off	Def	Reb	Ave.	A	TO	B	S	Pts	Ave.
2023-24	29-3	240	8.3	14-43	.326	5-26	.192	12-17	.706	10	15	25	0.9	10	10	0	3	45	1.6

WOJCIK'S FIVE-YEAR COLLEGE STATS																			
Totals	GP-GS	Min.	Ave.	FGM-A	Pct.	3FGM-A	Pct.	FTM-A	Pct.	Off	Def	Reb	Ave.	A	TO	B	S	Pts	Ave.
Totals	128-58	2338	18.3	282-635	.444	112-320	.350	128-189	.677	42	309	351	2.7	157	109	4	78	804	6.3



13 – JALEN WASHINGTON

6-10, 230, Sophomore, Forward, Gary, Ind.



X: @jalen_w13
Instagram: w._jalen

2023-24: Averaging 4.1 points and 2.7 rebounds
• Made 52 of 75 shots from the floor (69.3%), including 10 of 13 in the last five games • Is 8 for 15 from three-point range • Scored in double figures four times this season (each time in 16 or fewer minutes) and five times as a Tar Heel.

2023-24 Game Highlights: Made all three of his FG attempts and scored six points in six minutes in the ACC semifinal win over Pittsburgh • Six rebounds and two blocks vs. Florida State in the

ACC quarterfinal • Catch in traffic and dunk in the first half in the win at Duke • Made both of his three-point attempts and totaled 10 points against Notre Dame • Had a season-high offensive rating of 199 • Highest scoring output since Jan. 17 vs. Syracuse • Six rebounds and a career-high four blocked shots, all in the first half, in the win at Virginia • Made 3 for 4 from the floor and scored seven points in the win over Virginia Tech, his top scoring outout in five games • Hit his first three since December 29 and totaled five points at Syracuse • Eight points and five rebounds (career-high four offensive) at Georgia Tech • Made 4 of 5 from the floor, scored 11 points and had six rebounds, two assists and two steals in 12 minutes vs. Syracuse • Grabbed a career-high eight rebounds and was plus 7 in the win at NC State (was his second-best plus/minus in a ACC game) • Career highs in scoring (17) and rebounding (7) in a season-long 16 minutes against Charleston Southern • Was 7 for 9 from the floor and made a pair of threes against CSU • Hit his third three-pointer and totaled seven points in the win over Tennessee • Scored six first-half points in the win over Arkansas • Hit his first two college three-pointers, also had career highs in offensive rebounds (3) and blocks (2) and scored in double figures for the second time (11) in the win over UC Riverside • Eight points and four rebounds vs. Radford (was his highest point total since 1/10/23 at Virginia).

2022-23: Averaged 2.2 points and 1.4 rebounds in 20 games • Grabbed three rebounds in the win over Virginia • Two field goals (first multi-FG game in seven games) vs. Clemson • Made all four of his free throws at Louisville and was a plus 18 in 19 minutes vs. the Cards • Breakout game at Virginia when he scored 13 points and grabbed six rebounds in 27 minutes • Pressed into extended minutes after Armando Bacot injured his ankle less than two minutes into the game with Pete Nance already out with a strained back • Scored 12 first-half points as Carolina built a 29-27 lead • Came into the game having played 19 minutes total in his previous six games • Three rebounds in home win over Notre Dame • Six points in six minutes vs. The Citadel • Made his collegiate debut and scored his first two points on 12/10 vs. Georgia Tech.

TOP 5 OFFENSIVE GAME RATINGS

199	Notre Dame
179	Radford
176	UC Riverside
175	Charleston Southern
158	at Georgia Tech

min. 10 minutes played

2023-24	FG	3FG	FT	REB	PF	PTS	A	TO	B	S	MP
Radford	3-3	0-0	2-3	2-2-4	0	8	0	0	0	0	10
Lehigh	1-1	0-0	3-3	0-1-1	0	5	0	1	0	0	9
UC Riverside	4-5	2-2	1-2	3-2-5	1	11	0	0	2	0	12
vs. Northern Iowa	1-1	0-0	1-2	1-0-1	4	2	0	1	1	0	12
vs. Villanova	0-0	0-0	0-1	1-0-1	0	0	0	1	2	0	6
vs. Arkansas	1-1	0-0	4-7	2-3-5	1	6	0	1	0	0	11
Tennessee	3-3	1-1	0-0	2-1-3	1	7	1	1	0	1	8
Florida State	1-2	0-0	0-0	1-2-3	3	2	0	0	1	0	7
vs. UConn	0-2	0-0	0-0	0-0-0	0	0	0	0	0	0	6
vs. Kentucky	0-2	0-1	2-2	0-1-1	3	2	0	0	0	0	8
vs. Oklahoma	2-2	0-0	0-0	1-1-2	1	4	0	0	0	0	5
Charleston Southern	7-9	2-3	1-2	2-5-7	0	17	0	0	2	0	16
at Pittsburgh	0-2	0-1	2-3	0-2-2	1	2	1	0	2	0	8
at Clemson	2-3	0-1	0-0	0-2-2	1	4	0	0	1	0	8
at NC State	1-4	0-1	0-0	2-6-8	5	2	0	0	0	0	12
Syracuse	4-5	0-0	3-5	2-4-6	2	11	2	1	0	2	12
Louisville	0-1	0-0	0-0	0-2-2	1	0	0	0	0	0	4
at Boston College	0-0	0-0	0-0	0-0-0	3	0	0	2	0	0	6
Wake Forest	2-2	0-0	0-0	0-1-1	1	4	0	1	1	0	5
at Florida State	1-1	0-0	0-0	0-1-1	0	2	0	0	0	0	6
at Georgia Tech	3-3	0-0	2-4	4-1-5	1	8	0	0	0	0	10
Duke	1-1	0-0	0-0	1-0-1	2	0	0	0	0	0	3
Clemson	0-1	0-1	2-2	2-2-4	3	2	1	1	0	0	13
at Miami	0-1	0-0	0-0	1-1-2	2	0	0	0	0	0	6
at Syracuse	2-2	1-1	0-0	1-0-1	0	5	0	0	0	0	9
Virginia Tech	3-4	0-0	1-2	1-1-2	2	7	0	0	1	0	10
at Virginia	0-1	0-0	1-2	0-6-6	1	1	0	2	4	0	12
Miami	0-0	0-0	0-0	0-0-0	1	0	0	0	0	0	7
NC State	0-0	0-0	2-2	0-2-2	2	2	0	0	0	0	6
Notre Dame	4-5	2-2	0-0	1-4-5	2	10	0	0	2	0	11
at Duke	1-2	0-1	0-0	0-0-0	1	2	0	0	0	0	6
vs. Fla State (ACC)	1-2	0-0	0-0	2-4-6	2	2	0	1	2	0	11
vs. Pittsburgh	3-3	0-0	0-0	0-2-2	0	6	0	0	0	0	6
vs. NC State	1-1	0-0	0-0	0-0-0	1	2	1	1	0	0	6

2022-23	FG	3FG	FT	REB	PF	PTS	A	TO	B	S	MP
first 9 games											DNP (right knee)
Georgia Tech	1-1	0-0	0-0	0-0-0	0	2	0	0	0	0	2
The Citadel	2-4	0-0	2-3	0-0-0	1	6	0	0	0	0	6
vs. Ohio State	0-0	0-0	0-0	0-0-0	0	0	0	0	0	0	0+
vs. Michigan	0-0	0-0	1-2	0-1-1	1	1	0	0	0	0	1
at Pittsburgh											DNP
Wake Forest	1-3	0-1	0-0	1-1-2	3	2	0	0	0	0	4
Notre Dame	1-2	0-0	0-0	1-2-3	1	2	0	2	0	0	6
at Virginia	5-11	0-2	3-6	1-5-6	1	13	0	1	1	0	27
at Louisville	1-2	0-0	4-4	0-3-3	4	6	0	2	0	1	19
Boston College											DNP - sprained right ankle
NC State	0-1	0-0	1-2	0-0-0	0	1	1	0	0	0	5
at Syracuse	1-1	0-0	0-0	0-2-2	0	2	0	0	0	0	5
Pittsburgh	0-0	0-0	0-0	0-0-0	0	0	0	0	0	0	3
at Duke	1-2	0-1	0-0	0-0-0	1	2	0	0	0	0	4
at Wake Forest	1-2	0-1	0-0	0-1-1	0	2	0	1	0	0	6
Clemson	2-4	0-1	0-0	0-1-1	1	4	0	0	0	0	8
Miami	0-0	0-0	0-0	0-1-1	0	0	0	0	0	0	2
at NC State											DNP
at Notre Dame	0-1	0-0	0-0	0-0-0	0	0	0	0	0	0	1
Virginia	0-0	0-0	0-0	0-3-3	0	0	0	1	0	0	4
at Florida State	0-1	0-1	0-0	0-2-2	1	0	1	0	0	0	4
Duke	0-0	0-0	0-0	0-0-0	1	0	0	0	0	0	1
vs. BC (ACC)	0-0	0-0	0-0	0-2-2	1	0	0	0	0	0	4
vs. Virginia											DNP

WASHINGTON'S STATS

Year	GP-GS	Min.	Ave.	FGM-A	Pct.	3FGM-A	Pct.	FTM-A	Pct.	Off	Def	Reb	Ave.	A	TO	B	S	Pts	Ave.
2022-23	20-0	113	5.7	16-35	.457	0-7	.000	11-17	.647	3	24	27	1.4	2	7	1	1	43	2.2
2023-24	34-0	290	8.5	52-75	.693	8-15	.533	27-42	.643	32	59	91	2.7	6	14	21	3	139	4.1
Totals	54-0	403	7.5	68-110	.618	8-22	.364	38-59	.644	35	83	118	2.2	8	21	22	4	182	3.4



24 - JAE'LYN WITHERS

6-9, 215, Grad Student, Forward, Charlotte, N.C.



X: @jaelynwitthers
Instagram: jaelynwitthers

Career: Earned his degree in 2023 in exercise science from the University of Louisville • Scored 785 points in 115 games at UL and UNC • Made 64 starts in 81 games over the previous three seasons for the Cardinals, averaging 8.1 points and 5.6 rebounds • Red-shirted in 2019-20 then earned All-ACC Freshman team honors the following season, when he averaged 10.1 points and 7.7 rebounds and led Louisville in field goal shooting at 55.1% • Has scored in double figures 33 times (three times as a Tar Heel) with

a career-best 20 points twice, grabbed a career-high 13 rebounds twice and has six double-doubles in points and rebounds • Made a career-best four three-pointers three times • Originally from Charlotte, where his father, Curtis, was a three-time all-conference standout for the 49ers • First name pronounced JAY-lynn.

2023-24 at Carolina: Averaging 3.9 points and 3.4 rebounds • Third on the team with 18 blocked shots • Plus/minus of +149 is the highest among the non-starters • Has 25 rebounds in the last four games • Had six rebounds in 11 minutes vs. NC State in the ACC championship game • Six points, seven boards and hit his first 3FG in 14 games vs. FSU in the quarterfinals • Six points and eight rebounds (season-best four offensive) in the win at Duke • Had more rebounds in 11 minutes than any Duke player • Grabbed an offensive rebound, was fouled and made two free throws with 2.6 seconds to play to secure the Feb. 26 win over Miami • Five rebounds and was a plus 11 at Virginia • Seven rebounds and went 5 for 6 from the line vs. Wake Forest • Scored nine points in the win at Boston College, including his first 3FG in ACC play • First double-double as a Tar Heel with 15 points and 10 boards in the win over Louisville • Led UNC in second-half scoring with 10 of his 15 points (including eight after the Cards cut a 20-point deficit to five) • Was a game-high plus 24, his best of the season • Made 4 of 5 from the floor, scored 10 points and added six rebounds vs. Syracuse • Blocked two shots and made 4 of 7 free throws in the win at NC State • Grabbed six rebounds, including three offensive, in the win at Clemson • Scored six points, including an offensive rebound/slam, at Pittsburgh • Was a plus 13 in 19 minutes against Kentucky, contributing four points, three boards, two assists, two blocks and two steals • Season-high 11 points vs. Northern Iowa • Career-high three blocks vs. UC Riverside.

2022-23 at Louisville: Averaged 8.9 points and 5.3 rebounds • Shot 43.3% from the floor, including a team-high 41.7% from three (40 of 96) • Team captain • Scored in double figures 13 times, 10 in ACC play, with a high of 19 against Georgia Tech • Also had a career-high 13 rebounds vs. the Yellow Jackets for one of his two double-doubles (also 15 and 11 and a career-high five steals vs. Wright State) • Made a career-best four three-pointers against Georgia Tech, Florida State and Miami • Made a three in 21 games with multiple threes 12 times • Made 7 of 10 field goals, including 4 of 6 from three, and had five rebounds at Miami • Eight points and eight rebounds at home against UNC.

2021-22 at Louisville: Averaged 5.8 points and 4.6 rebounds in 29 games • Made 15 starts • Second on the team in rebounding and third with 20

2023-24	FG	3FG	FT	REB	PF	PTS	A	TO	B	S	MP
Radford	2-2	0-0	0-0	0-1-1	2	4	0	1	0	2	15
Lehigh	2-5	0-0	0-0	0-3-3	1	4	1	0	0	1	13
UC Riverside	0-1	0-0	2-2	0-3-3	1	2	0	0	3	1	16
vs. Northern Iowa	4-5	1-2	2-2	0-4-4	2	11	2	1	1	0	22
vs. Villanova	0-2	0-1	2-2	1-6-7	5	2	0	4	0	0	20
vs. Arkansas	2-5	0-1	1-2	2-3-5	3	5	0	0	0	0	16
Tennessee	0-2	0-0	0-0	1-1-2	2	0	1	3	0	0	12
Florida State	0-0	0-0	1-2	1-0-1	0	1	0	0	1	0	7
vs. UConn	0-2	0-1	0-0	0-2-2	1	0	1	0	0	0	9
vs. Kentucky	1-4	0-2	2-2	0-3-3	2	4	2	1	2	2	19
vs. Oklahoma	1-2	0-1	2-2	0-0-0	3	4	0	0	1	0	4
Charleston Southern	2-2	1-1	0-0	0-1-1	1	5	2	0	2	0	16
at Pittsburgh	2-3	0-1	2-2	2-1-3	3	6	0	2	0	0	12
at Clemson	1-4	0-1	0-0	3-3-6	1	2	0	0	0	0	11
at NC State	0-1	0-1	4-7	2-1-3	0	4	1	1	2	0	12
Syracuse	4-5	0-0	2-2	2-4-6	0	10	1	1	0	0	13
Louisville	5-6	0-0	5-7	2-8-10	0	15	0	1	0	1	24
at Boston College	3-4	1-1	2-2	2-1-3	3	9	1	0	0	1	14
Wake Forest	0-1	0-1	5-6	0-7-7	2	5	1	1	0	0	17
at Florida State	0-2	0-0	0-0	0-2-2	2	0	0	0	0	0	10
at Georgia Tech	0-0	0-0	0-0	1-1-2	0	0	0	0	0	0	7
Duke	0-1	0-1	2-2	0-1-1	1	2	0	0	1	1	10
Clemson	0-0	0-0	0-0	0-1-1	0	0	0	0	0	0	5
at Miami	0-0	0-0	0-0	0-0-0	0	0	1	1	0	0	5
at Syracuse	2-2	0-0	0-0	0-1-1	1	4	0	0	0	0	7
Virginia Tech	2-4	0-0	0-1	1-1-2	1	4	0	0	1	2	9
at Virginia	0-1	0-0	2-2	1-4-5	0	2	0	0	1	0	12
Miami	1-3	0-1	2-2	2-2-4	0	4	0	0	1	0	12
NC State	2-3	0-0	0-0	0-2-2	1	4	0	1	0	0	10
Notre Dame	1-2	0-0	1-1	0-0-0	2	3	0	0	0	1	6
at Duke	3-4	0-1	0-0	4-4-8	0	6	0	1	1	0	11
vs. Fla State (ACC)	2-4	1-1	1-2	1-6-7	4	6	1	2	0	1	14
vs. Pittsburgh	1-1	0-0	0-0	2-2-4	1	2	1	2	0	0	10
vs. NC State	1-1	0-0	0-0	0-6-6	1	2	0	0	1	0	11

steals • Scored in double figures eight times with a season-high 20 on 9 of 17 shooting from the floor at Notre Dame • Grabbed 11 rebounds vs. Maryland and had 10 vs. Clemson.

2020-21 at Louisville: Earned ACC All-Freshman team honors after averaging 10.1 points and 7.7 rebounds and shooting 55.2% from the floor (79 of 143) • Third in the ACC in offensive rebound percentage and seventh in rebounds per game • First Cardinal to earn ACC freshman team honors since the Cardinals joined the league and Louisville's first freshman honoree since Chane Behanan made the Big East All-Rookie team in 2012 • Only Cardinal to start every game • Scored in double figures nine times with a season-high 20 in his third college game against Prairie View • Named ACC Co-Freshman of the Week after averaging 14 points and 11 rebounds and shooting 52.4 percent from the field in wins over Notre Dame and Duke • Scored a dozen points and grabbed a season-high 13 rebounds against the Irish and had 16 points, nine boards at Duke • Had three double-doubles (also 16 and 12 vs. Virginia Tech and 18 and 11 at Miami) • The 16 and 12 against the Hokies made him the first Louisville freshman to have at least 15 points and 12 rebounds in league play since Pervis Ellison had 21 and 13 vs. Memphis in 1986 • Scored 10 of his 13 points in the second half in the Cards' home win over the Blue Devils • Red-shirted in 2019-20.

WITHERS' STATS AT LOUISVILLE																			
Year	GP-GS	Min.	Ave.	FGM-A	Pct.	3FGM-A	Pct.	FTM-A	Pct.	Off	Def	Reb	Ave.	A	TO	B	S	Pts	Ave.
2020-21	20-20	515	25.7	79-143	.552	8-21	.381	36-53	.679	51	102	153	7.7	9	24	7	18	202	10.1
2021-22	29-15	525	18.1	64-156	.410	15-64	.234	24-36	.667	30	102	132	4.6	16	44	12	20	167	5.8
2022-23	32-29	800	25.0	97-224	.433	40-96	.417	50-68	.735	24	146	170	5.3	25	71	13	22	284	8.9
Totals	81-64	1840	22.7	240-523	.459	63-181	.348	110-157	.701	105	350	455	5.6	50	139	32	60	653	8.1

WITHERS' STATS AT CAROLINA																			
Year	GP-GS	Min.	Ave.	FGM-A	Pct.	3FGM-A	Pct.	FTM-A	Pct.	Off	Def	Reb	Ave.	A	TO	B	S	Pts	Ave.
2023-24	34-3	412	12.1	44-84	.524	4-18	.222	40-50	.800	30	85	115	3.4	16	23	18	13	132	3.9

WITHERS' FOUR-YEAR COLLEGE STATS																			
Year	GP-GS	Min.	Ave.	FGM-A	Pct.	3FGM-A	Pct.	FTM-A	Pct.	Off	Def	Reb	Ave.	A	TO	B	S	Pts	Ave.
Totals	115-67	2252	19.6	284-607	.468	67-199	.337	150-207	.725	135	435	570	5.0	66	162	50	73	785	6.8



55 – HARRISON INGRAM

6-7, 225, Junior, Forward, Dallas, Texas



X: @Harrisoningram
Instagram: harrison.ingram

2023-24 Honors

- Third-team All-ACC
- ACC Player of the Week (Georgia Tech/Duke)

Career: The first round of the NCAA Tournament will be his 100th college game • Has 1,095 points, 711 rebounds, 292 assists and 102 steals • Scored his 1,000th point in the win over Virginia Tech on 2/17/24 • Played the previous two seasons at Stanford, where he averaged 10.5 points, 6.2 rebounds and 3.4 assists in 65 games

- Was the 2022 Pac-12 Freshman of the Year • Made 62 starts for former UNC assistant coach Jerod Haase • Has scored in double figures 62 times
- Career-high 24 points against Ole Miss on 11/24/2022 • Seven 20-point games (five this season) • Made a career-high five 3FGs vs. Duke on 2/3/24 • Has 23 games with 10 or more rebounds and 16 double-doubles
- Had seven double-figure rebound games in two seasons at Stanford and has 17 in 34 games as a Tar Heel • Grabbed 15 or more rebounds four times with a career-best 19 rebounds at NC State on 1/10/24 • Five or more assists 25 times with a high of nine at Oregon State on 2/12/2022.

2023-24 at Carolina: Third-team All-ACC • Five 20-point games against Villanova, Tennessee, UConn, Duke and NC State • Has 11 double-doubles • ACC Player of the Week following the Georgia Tech and Feb. 3 Duke games • Led the ACC in rebounding in conference play with 10.9 per game and is fourth in all games with a career-best 9.0 per game • Highest rebounding average by a Tar Heel not taller than 6-7 since Larry Miller in 1967 (Miller was 6-3 and averaged 9.3) • Second on the team and fourth in the ACC in offensive rebounding (2.7) • Five or more offensive rebounds eight times • Averaging a career-high 12.1 points, third highest on the team • Double-digit rebounds in 15 of the last 22 games, including 15 or more four times (career-high 19 at NC State, 17 at Florida State, 17 vs. Virginia Tech and 15 at Pittsburgh) • Scored in double figures 25 times with a season-high 22 vs. NC State and 21 vs. Duke • Third on the team with 57 three-pointers • Made a three in 27 games, multiple 3FGs 16 times and three or more nine times • Leads UNC with 47 steals with a career-high five on Feb. 26 vs. Miami and four against Oklahoma and Duke • Has the most steals since Joel Berry II had 53 in 2016-17 • Has 12 multi-steal games • Third in assists (74) with a high of six vs. Arkansas.

2023-24 Game Highlights: One of the top defensive efforts of the season in the ACC semifinals vs. Pittsburgh as the primary defender vs. Blake Hinson, limiting the first-team All-ACC honoree to 2 for 12 shooting and no three-pointers (Hinson came into the game averaging an ACC-best 3.4 per game • Five offensive rebounds, 10 total and four assists vs. FSU in the ACC quarterfinals • One of two Tar Heels to score in double figures and had his 11th double-double in the win at Duke • Four assists plus an 11-point, 14-rebound double-double vs. Notre Dame • Had six offensive rebounds vs. the Irish that led to eight second-chance points • Tied his career high with eight field goals and scored game-high and season-high 22 points in home win over NC State • Fourth-straight game with 10 or more rebounds and had a key steal and dunk after Miami pulled with four in the Feb. 26 win over the Canes • Five offensive boards for the second straight game and had 17 total vs. Virginia Tech • Had a double-double (11 pts/12

2023-24	FG	3FG	FT	REB	PF	PTS	A	TO	B	S	MP
Radford•	4-9	2-5	2-5	1-3-4	1	12	3	2	2	0	27
Lehigh•	6-11	1-3	1-3	2-5-7	2	14	1	1	1	0	27
UC Riverside•	4-11	1-4	1-2	3-6-9	1	10	1	0	0	1	26
vs. Northern Iowa•	5-12	4-6	2-2	4-6-10	2	16	3	1	0	1	31
vs. Villanova•	6-8	4-5	4-6	0-2-2	5	20	2	2	0	2	32
vs. Arkansas•	5-10	0-2	3-5	2-8-10	3	13	6	2	0	2	40
Tennessee•	6-12	4-8	4-4	2-4-6	1	20	0	2	0	3	38
Florida State•	3-11	0-4	5-7	3-3-6	2	11	2	1	0	2	37
vs. UConn•	8-13	3-4	1-3	1-3-4	3	20	5	2	0	1	38
vs. Kentucky•	4-10	0-3	2-4	1-3-4	2	10	3	1	2	3	34
vs. Oklahoma•	4-6	1-2	2-2	2-5-7	4	11	2	2	1	4	30
Charleston Southern•	3-9	3-5	1-2	3-4-7	0	10	2	1	0	1	21
at Pittsburgh•	2-14	1-5	2-2	5-10-15	1	7	3	0	2	0	35
at Clemson•	3-10	2-5	1-4	1-3-4	2	9	3	3	0	1	31
at NC State•	4-9	1-3	0-2	5-14-19	1	9	1	2	0	1	36
Syracuse•	5-13	1-5	0-0	3-7-10	1	11	3	1	0	2	25
Louisville•	4-11	2-4	0-2	3-1-4	2	10	5	0	0	0	29
at Boston College•	4-9	1-3	2-3	2-11-13	2	11	2	2	1	0	31
Wake Forest•	4-7	0-3	2-4	0-14-14	3	10	1	2	0	0	30
at Florida State•	4-8	3-4	2-2	7-10-17	2	13	1	3	1	3	33
at Georgia Tech•	3-14	2-7	0-1	5-8-13	1	8	3	2	0	1	36
Duke•	8-12	5-9	0-0	2-11-13	0	21	1	1	1	4	38
Clemson•	4-7	3-5	0-0	1-5-6	2	11	1	1	0	1	33
at Miami•	4-7	2-5	3-7	1-4-5	3	13	0	2	2	0	34
at Syracuse•	6-11	2-5	0-0	5-6-11	3	14	2	3	0	3	33
Virginia Tech•	4-11	0-4	4-5	5-12-17	1	12	2	1	0	0	36
at Virginia•	3-6	0-1	1-3	2-8-10	2	7	1	1	0	1	34
Miami•	3-13	1-5	1-1	2-8-10	3	8	2	3	0	5	37
NC State•	8-14	2-5	4-4	3-3-6	1	22	0	0	0	2	36
Notre Dame	5-16	1-8	0-0	6-8-14	0	11	4	0	0	1	31
at Duke•	5-12	0-2	4-5	2-8-10	2	14	2	0	1	1	35
vs. Fla State (ACC)•	2-6	1-3	4-4	5-5-10	3	9	4	2	0	0	28
vs. Pittsburgh•	2-6	1-3	1-2	2-4-6	1	6	2	3	0	0	36
vs. NC State•	3-11	3-9	1-2	1-2-3	2	10	1	1	0	1	34

reb) by halftime • Five offensive rebounds in his 14/11 double-double and added three steals and two assists at Syracuse • Dynamic all-around game in the win over No. 7 Duke – season-high 21 points, career-high five 3FGs, game-high 13 rebounds and career-high tying four steals • Made three first-half 3FGs as UNC built a 10-point lead •

Joined George Lynch (1993 NCAA East Region final vs. Cincinnati) as the only Tar Heels ever with at least 20 points, 13 rebounds and four steals in a game (and Lynch did not attempt a three-pointer in that game) • Also joined Reggie Bullock as the only Tar Heels with five 3FGs and 13 rebounds in a game (Bullock vs. NC State in 2013) • Ingram, Bullock, Brady Manek, Joseph Forte and Cole Anthony are the only Tar Heels to make five threes and have 10 or more rebounds in a game • Game-high 17 rebounds plus 13 points, three steals and a key block late in the game in the win at Florida State • Made his first two three-point attempts and finished with

TOP 5 OFFENSIVE GAME RATINGS

2023-24

- 157 Duke
- 149 vs. Villanova
- 144 NC State
- 139 vs. UNI
- 135 vs. Florida State (ACC quarterfinal)

Career

- 162 Stanford vs. Oregon State (2/12/2022)
- 157 UNC vs. Duke (2/3/2024)
- 156 Stanford vs. USC (1/11/2022)
- 152 Stanford vs. California (1/28/2023)
- 149 UNC vs. Villanova (11/23/2023)

INGRAM'S STATS AT STANFORD																			
Year	GP-GS	Min.	Ave.	FGM-A	Pct.	3FGM-A	Pct.	FTM-A	Pct.	Off	Def	Reb	Ave.	A	TO	B	S	Pts	Ave.
2021-22	32-30	995	31.1	119-307	.388	36-115	.313	63-95	.663	58	156	214	6.7	97	72	8	30	337	10.5
2022-23	33-32	920	27.9	124-304	.408	36-113	.319	61-102	.598	60	131	191	5.8	121	75	15	25	345	10.5
Totals	65-62	1915	29.5	243-611	.398	72-228	.316	124-197	.629	118	287	405	6.2	218	147	23	55	682	10.5

INGRAM'S STATS AT CAROLINA																			
Year	GP-GS	Min.	Ave.	FGM-A	Pct.	3FGM-A	Pct.	FTM-A	Pct.	Off	Def	Reb	Ave.	A	TO	B	S	Pts	Ave.
2023-24	34-33	1111	32.7	148-349	.424	57-154	.370	60-98	.612	92	214	306	9.0	74	50	14	47	413	12.1

INGRAM'S THREE-YEAR COLLEGE STATS																			
Year	GP-GS	Min.	Ave.	FGM-A	Pct.	3FGM-A	Pct.	FTM-A	Pct.	Off	Def	Reb	Ave.	A	TO	B	S	Pts	Ave.
Totals	99-95	3026	30.6	391-960	.407	129-382	.338	184-295	.624	210	501	711	7.2	292	197	37	102	1095	11.1

HARRISON INGRAM'S GAME-BY-GAME LOGS

Stanford 2021-22	FG	3FG	FT	REB	PF	PTS	A	TO	B	S	MP
Tarleton State•	7-11	1-2	1-1	3-4-7	2	16	1	1	0	0	31
at Santa Clara•	5-13	3-7	6-7	3-3-6	1	19	2	2	1	0	29
San Jose State•	8-13	2-3	1-3	4-7-11	3	19	6	1	0	1	38
Valparaiso	0-3	0-2	4-4	0-2-2	1	4	5	0	0	2	19
at Baylor•	2-7	0-1	0-1	2-7-9	2	4	2	0	1	0	30
NC A&T•	4-9	0-1	6-7	5-5-10	0	14	3	2	1	2	27
at Colorado•	3-13	2-7	0-0	1-1-2	2	8	5	3	0	0	33
Oregon•	5-11	3-7	3-4	2-6-8	2	16	5	2	0	1	33
Dartmouth•	6-15	1-4	0-0	0-7-7	1	13	2	1	0	1	38
vs. Texas•	5-13	0-4	5-5	2-5-7	2	15	3	4	0	3	31
vs. Wyoming•	1-4	0-2	3-4	4-3-7	2	5	1	1	0	0	18
vs. Liberty•	4-8	1-2	4-7	2-5-7	3	13	2	5	0	1	32
USC•	6-11	3-5	6-7	5-5-10	2	21	2	0	0	1	33
at Washington State•	1-6	0-3	2-3	0-4-4	2	4	3	3	0	0	30
at Washington•	2-6	2-4	1-2	1-6-7	2	7	2	4	1	1	23
Arizona•	2-7	1-2	0-1	3-4-7	2	5	1	0	0	2	27
Arizona State•	3-7	2-3	5-10	6-4-10	1	13	3	4	0	0	34
at USC•	4-10	2-6	2-2	1-2-3	1	12	5	0	0	1	36
at UCLA•	2-7	1-3	0-0	0-5-5	1	5	0	4	0	0	29
California•	4-10	0-4	4-4	0-4-4	2	12	1	1	0	2	31
Washington State•	2-11	0-7	1-2	2-2-4	1	5	1	2	0	1	31
Washington•	7-13	2-5	1-1	1-9-10	2	17	2	2	0	0	29
UCLA•	7-13	1-3	2-6	3-5-8	1	17	2	4	2	1	35
at Oregon•	4-10	2-6	0-0	1-3-4	2	10	4	4	0	0	33
at Oregon State•	7-10	2-2	0-0	0-6-6	3	16	9	2	0	1	37
Utah•	2-5	1-3	0-0	0-7-7	0	5	6	3	0	1	33
Colorado	1-9	0-4	0-1	0-5-5	2	2	1	2	0	2	33
at California•	2-10	1-4	1-3	1-2-3	3	6	2	0	0	0	30
at Arizona•	2-12	0-3	0-2	1-8-9	3	4	5	2	0	0	31
at Arizona State•	2-10	1-2	3-4	4-5-9	2	8	4	7	1	3	33
vs. Ariz St• (Pac 12)	2-7	0-1	2-4	1-9-10	0	6	3	2	1	2	33
vs. Arizona•	7-13	2-3	0-0	0-6-6	1	16	4	4	0	1	35
Stanford 2022-23	FG	3FG	FT	REB	PF	PTS	A	TO	B	S	MP
Pacific•	2-6	1-4	2-4	2-4-6	2	7	6	4	1	0	31
vs. Wisconsin•	2-8	0-2	2-4	2-6-8	2	6	1	3	2	0	32
San Diego State•	4-9	1-3	2-2	0-4-4	2	11	2	3	0	0	32
Cal Poly•	2-6	1-2	0-0	1-3-4	3	5	8	1	0	1	20
vs. Ole Miss•	6-12	3-5	9-10	2-2-4	3	24	2	2	0	0	25
vs. Florida State•	3-11	0-4	4-7	1-5-6	2	10	0	4	1	0	25
vs. Memphis•	4-13	2-5	0-0	2-4-6	3	10	4	3	1	1	33
UCLA•	3-8	0-5	0-0	0-1-1	1	6	1	2	1	1	20
at Arizona State•	5-14	0-3	2-3	3-2-5	1	12	5	3	1	3	29
Green Bay•	3-6	1-2	0-0	0-1-1	2	7	0	1	1	0	18
vs. Texas•	2-6	1-2	0-1	2-4-6	2	5	4	2	1	0	29
vs. Loyola Chicago•	5-8	1-1	4-5	1-4-5	0	15	3	1	0	1	25
Colorado•	0-5	0-2	1-2	2-0-2	0	1	1	3	0	0	24
Utah•	4-11	1-3	0-3	2-5-7	2	9	5	0	0	1	30
at California	3-8	0-1	0-1	3-1-4	1	6	1	2	1	0	17
at Washington•	4-10	1-4	0-0	2-7-9	2	9	2	2	1	0	27
at Washington State•	6-13	2-6	0-0	3-6-9	1	14	6	2	0	1	35
Oregon State•	3-6	1-3	1-4	2-6-8	2	8	6	2	0	1	29
Oregon•	4-8	3-6	0-0	2-6-8	3	11	5	2	1	2	28
Chicago State•	4-5	1-2	6-10	1-6-7	3	15	3	2	0	1	26
California•	6-11	2-5	0-0	2-2-4	1	14	2	0	1	0	24
at Utah•	1-7	1-3	3-4	2-3-5	3	6	6	3	0	1	27
at Colorado•	2-9	0-4	3-6	0-5-5	2	7	4	2	1	0	29
Arizona State•	4-12	2-4	2-4	5-3-8	1	12	5	3	0	0	32
Arizona•	5-10	2-2	0-2	2-7-9	3	12	7	3	0	1	31
at UCLA•	6-12	0-2	1-2	1-6-7	3	13	5	2	0	0	28
at USC•	4-10	3-6	4-4	3-6-9	1	15	3	2	0	3	32
Washington State•	6-16	3-9	0-0	2-2-4	1	15	5	2	0	3	34
Washington•	3-7	1-4	4-8	2-4-6	2	11	6	3	1	1	29
at Oregon State•	4-8	1-3	2-3	3-5-8	1	11	3	1	0	1	24
at Oregon•	4-11	0-2	3-4	3-5-8	2	11	4	5	0	0	30
vs. Utah• (Pac 12)	6-10	0-1	3-5	0-6-6	3	15	1	1	0	1	30
vs. Arizona•	4-8	1-3	3-4	2-0-2	3	12	5	4	0	1	35

three, most since he made three vs. Charleston Southern on December 29 • Career-high seven offensive rebounds, most by a Tar Heel so far this season • Fourteen rebounds, all on the defensive end, and helped limit Wake Forest to 35.6% shooting • Fourth double-double as a Tar Heel and a game-high 13 rebounds at Boston College • Three-pointer with 3:49 to play was one of the key plays in the game, coming seconds after BC had pulled within four • Five assists without a turnovers vs. Louisville (fourth time in his career he had five assists and no turnovers) • Third double-double (11/10) and fifth game with 10-plus rebounds and added three assists and two steals vs. Syracuse • Set the all-time single-game record for rebounds by a Tar Heel vs. NC State when he grabbed 19 in the win at NC State • Broke the record (18) set by Billy Cunningham in 1965 and tied twice by Armando Bacot • Had five offensive rebounds in Raleigh, the second time in three games he had five (also at Pittsburgh) • Hit a three-pointer just 16 seconds after Clemson made a go-ahead 3FG, which proved to be the Tigers' final lead of the game • Made only 2 of 14 shots from the floor (missed his first 11 attempts) but was a key contributor in the win at Pittsburgh with a career-high 15 rebounds, three assists, two blocks and a three-pointer with 4:10 to play that gave UNC a nine-point lead • Hit a 12-foot bank shot with 1:14 to play that narrowly beat the shot clock to give UNC a 75-67 lead in the win over Oklahoma • Made a career-high four steals, which helped UNC limit the previously unbeaten Sooners to a season-low 69 points and led to 24 Tar Heel points off turnovers • Had three assists, three steals and two blocks (tied career highs in blocks and steals) to go with 10 points vs. Kentucky • Tied his career best with eight field goals, had 20 points and tied for the team lead with five assists in Madison Square Garden vs. UConn • Was the second time this year with five or more assists and fourth game making at least three 3FGs • Nine of his 11 points in the second half vs. FSU • Scored UNC's first six points and totaled 15 of his 20 in the first half in the win over Tennessee • Set a career-best with four 3FGs (three in the second half to help UNC overcome a six-point halftime deficit) in the win over UNI • Made four more 3FGs the next day vs. Villanova, but fouled out with 3:44 to play after scoring 20 points • Was the first time he fouled out in 70 college games • Season-high six assists and a 13/10 double-double in the win over Arkansas • Hit 6 of 11 from the floor and had 14 points and seven rebounds vs. Lehigh • Scored a dozen points, hit two threes, had three assists and tied his career-best with two blocks in UNC debut vs. Radford.

2022-23 at Stanford: Averaged 10.5 points and 5.8 rebounds and led the Cardinal and was eighth in the Pac-12 in assists with 3.7 per game • One of seven players in a major conference to average at least 10.5 points, 5.8 rebounds and 3.7 assists • One of only two players in the Pac-12 in the top 15 in rebounding and top 10 in assists • Was second on the team in scoring and rebounding • Scored in double figures 20 times, including 10 straight games in Pac-12 play to end the season • Had 76 assists and 39 turnovers in his last 17 games • Season-high and career-best 24 points vs. Ole Miss in Lake Buena Vista, Fla., when he was 6 for 12 from the floor, 3 for 5 from three and 9 for 10 from the free throw line • Totaled 12 points, nine rebounds and seven assists in the Cardinal's upset win over No. 4 Arizona.

2021-22 at Stanford: The Pac-12 Freshman of the Year • Six-time Pac-12 Freshman of the Week, the second-most in league history • Made honorable mention all-conference • Stanford Athletic Board Awards Conference Athlete of the Year • First Cardinal to win Pac-12 Freshman-of-the-Year honors since Casey Jacobsen in 1999-2000 • Averaged 10.5 points, 6.7 rebounds and 3.0 assists • His 6.7 rebounds were the second-most ever per game by a Stanford freshman • One of two Pac-12 freshman to average double figures in scoring • Ranked in the top 10 in several categories by a Stanford freshman – second in rebound average, sixth in assists, ninth in three-pointers and steals and 10th in scoring • Season-high 21 points, one of 17 games in double figures, in a win over No. 5 USC • Career-high nine assists in a win at Oregon State • Had five double-doubles, including three in league play vs. USC, Arizona State and Washington • Scored with 0.7 seconds to play against Dartmouth to send the game to overtime, where Stanford won.



ARMANDO BACOT: Played his freshman through junior seasons at Trinity Episcopal School in Richmond, Va., for Coach Richard Hamlin and his senior year at IMG Academy in Bradenton, Fla., for Coach Sean McAloon • Averaged 12.4 points, 7.7 rebounds and 1.8 blocks and shot 62 percent from the floor at IMG • Led IMG to the 2019 prep national championship • 2019 MaxPreps honorable mention All-America • Member of the U-18 USA Basketball National Team in 2018 with Coby White and Cole Anthony • Won the gold medal in the U-18 FIBA Americas Championship • Had 17 points against Panama in a preliminary round game and 13 points, eight rebounds and four blocks in gold medal game win over Canada • Played in the 2019 McDonald's All-American Game and the Jordan Brand Classic • Scored 14 points and had 10 rebounds in the Jordan Classic • Averaged 24.5 points and 12 rebounds his junior season • 2018 Richmond Times-Dispatch Player of the Year and was first-team all-metro and all-state • Was the VISAA League Co-Player of the Year, a USA Today All-Virginia first-team and Max Prep All-America selection • Career bests 47 points and 22 rebounds at Trinity Episcopal • Played for Team Takeover in the EYBL with former Tar Heel Anthony Harris • 2017 VISAA Division-I state champion at Trinity Episcopal School.

Born Armando Linwood Bacot on March 6, 2000, in Richmond, Va. • Son of Christie Lomax and Armando Bacot Sr. • Has a younger brother, King, two older sisters A'mari and Azhane, and a younger sister, Joi'L • Azhane played basketball for Virginia State University.

ELLIOT CADEAU: Came to UNC after his junior year of high school at the Link Academy in Branson, Mo., where he played for Coach Bill Armstrong • Link won the GEICO Nationals championship in Ft. Myers, Fla., behind his tournament-record 29 assists in three games • Played UNC teammate Zayden High's team in the finals • Second-team Max Preps All-America in 2023 after averaging 10.9 points and 7.6 assists in leading Link to a 27-1 record • Scored 16 points in the finals as Link won the Bass Pro Shops Tournament of Champions in Springfield, Mo. • Previously attended Bergen Catholic High School in Oradell, N.J., where he played for Coach Billy Armstrong • Did not play his sophomore year of high school due to an ankle injury • Played for New Heights (N.Y.) Lightning and averaged 15.7 points and 9.3 assists over the 17-game 2023 EYBL schedule • Was the offensive MVP in Dallas in the third EYBL session • Made the EYBL All-Underclassmen team in 2021, the EYBL third team in 2022 • 2020 Max Preps Freshman All-America • Plays for Sweden's national team • Was promoted to the senior team late in 2021 and made his debut vs. in 2023 vs. Germany in a World Cup qualifier • Won gold medals with the Swedish U-16 national team in the 2020 Baltic Sea Basketball Cup in Estonia, in 2021 at the U-18 Nordic Championship and in 2022 at the FIBA U-18 European Championship B Division in Romania, where he scored 36 points in the championship game • In 2022, he scored 40 points in a game and was the MVP at the U-18 Nordic Championship, where Sweden placed fourth.

Born Elliot Valentin Cadeau on Sept. 4, 2004, in Brooklyn • Son of James and Michelle Cadeau • Member of the academic honor roll • Speaks Swedish • His brother, Justin, plays tennis at Howard.

RJ DAVIS: The 2020 Gatorade High School Player of the Year in New York • Named New York's Mr. Basketball by the Basketball Coaches Association of New York, the first player in his school's history to win the award • Played for Coach Patrick Massaroni at Archbishop Stepinac High School in White Plains, N.Y. • Member of the National Honor Society • Selected to play in the McDonald's All-American Game, Jordan Brand Classic, Iverson Classic and BallisLife All-American Game • Set the all-time prep scoring record in Westchester County with 2,446 career points, topping the previous record set by Danya Abrams, who went on to play at Boston College • Fifth-most points ever in the Catholic High School Athletic Association, which is comprised of Catholic high schools in New York City, Long Island, Westchester and Buffalo (the largest Catholic high school athletic league in the United States) • Abrams' Westchester County scoring record stood for 27 seasons • Senior season ended early due to the coronavirus, just after Stepinac had won the CHSAA's Archdiocesan title and was preparing to play in the state quarterfinals • Had 18 points, 11 rebounds and eight assists in the Archdiocese championship game win over top-seeded St. Raymond's • Named The (Westchester) Journal News' Player of the Decade for the 2010s

• Was named the CHSAA's MVP in 2020 after being named first-team all-league as a sophomore and junior • As a senior, averaged 26.5 points, 8.0 rebounds, 5.3 assists and 2.1 steals while making 34 percent of his three-point attempts • Teamed with Duke signee A.J. Griffin at Archbishop Stepinac • Led Stepinac to Archdiocese, city and state (2017 and 2018) titles and won the Torrey Pines Classic • Averaged 25.4 points as a junior. Born RJ Davis on Oct. 21, 2001, in White Plains, N.Y.

Son of Robert and Venessa Davis • His dad scored 2,118 points (without a three-point shot) from 1982-86 at Mercy College in Dobbs Ferry, N.Y., and still holds the school's career scoring record • Majoring in exercise and sports science/sports administration with a minor in history • Wears No. 4 because his birthday (10/21) adds up to 4 (1-0-2-1) • Wore that number as a high school sophomore when Stepinac won city and state titles • Also played football and soccer.

DUWE FARRIS: Played for Coach Scott Taylor at Myers Park High School in Charlotte • Averaged 9.9 points and 4.5 rebounds as a senior • Led Myers Park to a 22-9 overall record and 11-3 mark in conference play • Three-year starter.

Born Duwe Gallagher Farris on Sept. 1, 2000 • Son of Rip and Blair Farris • Majoring in political science • Played on the UNC Junior Varsity team in 2019-20 • Is a fourth-generation Tar Heel student-athlete • His father, Ray III, known as Rip, ran track at UNC in the late 1980s • His grandfather, Ray Jr., was quarterback from 1959-61, and later served on UNC's Board of Governors • His great-grandfather, Ray, captained the football team in 1929 • His maternal grandfather, Doug Duwe, was an All-America swimmer at Texas in 1959 and 1961 • His sister, Sydney, graduated from UNC and is an artist living in Charlotte • His brother, Oliver, attends UNCW • His mother owns a women's lifestyles magazine.

ZAYDEN HIGH: Played his senior year of high school at Arizona Compass Prep in Chandler, Ariz., where he played for head coach Ed Gipson, and helped lead them to a 19-9 record • Compass advanced to the finals of the GEICO National Championships in Ft. Myers, Fla. • Most Valuable Player in the 2023 Hoop Hall Classic after Compass defeated Oak Hill Academy • Averaged 17.1 points and 9.2 rebounds over three seasons at Smithson Valley High School in Spring Beach, Texas • Averaged 21.0 points and 12.3 rebounds as a junior at Smithson Valley • Played for JL3 Elite in the Nike EYBL.

Born Michael Zayden High on 3/26/2004, in Amarillo, Texas • Son of Mike and Tawney High • His sister, Zailey, is an elite-level high school volleyball player.

HARRISON INGRAM: Played at St. Mark's High School in Dallas • A McDonald's All-America • Played for Team USA in the 2021 FIBA U-19 World Cup in Latvia, where the U.S. won the gold medal • Averaged 22 points, 13 rebounds and eight assists in a Covid-shortened senior season • Texas State Private School Player of the Year and MaxPreps second-team All-America as a junior when he averaged 20 points, 12 rebounds and seven assists • First-team all-area honoree after leading St. Mark's to state and conference championships • Played AAU basketball with Southern Assault.

Born Harrison Claiborne Ingram in Dallas, Texas, on Nov. 27, 2002 • Son of Vera and Tyrous Ingram • Majoring in economics • His brother, Will, played basketball at Middlebury from 2017-21 • His sister, Lauren, is a freshman on the Duke volleyball team • Enjoys playing ping pong, chess and poker.

ROB LANDRY: Robert Morris Landry is the son of Anne and Pearce Landry Born August 4, 2000, in Charlotte • Played on the UNC junior varsity team as a freshman in 2019-20 • His father played for the Tar Heels from 1993-95 and was captain of the team that won the NCAA South Regional and played in the Final Four in 1995.

Attended Greensboro Day School and the North Carolina School of Science and Math in Durham • Played for Coach Freddy Johnson at GDS and Levon Barnes at NCSSM • Played for club team the NC Spartans • Also competed

for four years on the high school golf teams • Led GDS to the North Carolina Independent Schools 3-A state championship in 2017 • Helped GDS upset IMG Academy in the Dick's Sporting Good national tournament • Averaged better than 16 points in each of his last three high school seasons • Scholarship recipient in the Kenan-Flagler Business School • Earned a perfect score on the ACT • National Merit Award finalist.

CREIGHTON LEBO: Graduated from the Greenfield School in Wilson, N.C., where he played two seasons for Coach Rob Salter • Same high school as former Tar Heel Coby White • Selected to play in the North Carolina Independent Schools All-Star Game • Averaged 17 points in leading Greenfield to the 2019 1-A NCISAA state championship • Also attended J.H. Rose High School in Greenville, N.C.

Born Brian C Lebo on Sept. 8, 2001, in Cookeville, Tenn. • Majoring in exercise and sports science/sports administration • Son of Jeff and Melissa Lebo • Jeff is in his third season as an assistant coach at UNC • He played for the Tar Heels from 1985-89 and was a head coach for 20 seasons at Tennessee Tech, Chattanooga, Auburn and East Carolina • Member of the National Honor Society.

JAMES OKONKWO: James Uchenna Okonkwo is the son of Cyril and Sharon Okonkwo • Born October 1, 2003 in the United Kingdom • Majoring in communication studies • Played for Great Britain's U20 team in the 2023 Division B European Championships in Macedonia • Led Great Britain in scoring (12.1 ppg), rebounding (9.9 rpg) and blocked shots (2.1 bpg) in seven games • Graduated from Furze Platt Senior School in Maidenhead, England • Played for Coach Justin Dempsey • Came to the U.S. in the summer of 2020 • Attended Beckley Prep IJN in Beckley, W.Va. • Outstanding tennis player as a youth • Played eight years of competitive tennis and three years of soccer • His older brother, Oliver, plays tennis at Illinois • His younger brother, Alexander, plays tennis at Tulsa.

CORMAC RYAN: Played his freshman year at Collegiate Prep in New York City and three seasons at Milton Academy in Milton, Mass. • Scored a school-record 1,423 points at Milton, where he was the New England Prep School Athletic Conference Class A Player of the Year in 2016-17 and 2017-18.

Born Cormac Joseph Ryan on Oct. 26, 1998, in New York City • Son of Michael and Rosemary Ryan • Has four siblings – Thomas (played at Yale), Owen, Summer (plays at Haverford) and Starling • At Notre Dame, he majored in management consulting in the Mendoza College of Business and finished his MBA in the spring of 2023 with a concentration in strategy and entrepreneurship • Is working toward a master's in applied professional studies.

SETH TRIMBLE: Played for Coach Brian Hallenbeck at Menomonee Falls High School • Scored more than 2,000 career points • Gatorade Player of the Year and Mr. Basketball in Wisconsin in 2022, when he led Menomonee Falls to a 25-4 record and the Division I sectional finals • Averaged 27.1 points, 7.4 rebounds, 4.4 assists and 2.3 steals as a senior • Greater Metro Conference Player of the Year in 2022 and was a two-time first-team All-Greater Metro Conference honoree • Averaged 23.3 points and 3.5 assists as a junior and 20 points and 3.2 assists as a sophomore • Scored a career high 45 points as a junior in a win over Whitnall • Competed in the 2022 National High School Slam Dunk Contest.

Born Seth Louis Trimble on Aug. 9, 2004, in Wauwatosa, Wis. • Son of Laurence and Trevor Trimble • His brother, J.P. Tokoto, played at Carolina from 2012-15 • Majoring in exercise and sports science/sports administration • Played soccer through eighth grade • Made the honor roll three times.

JALEN WASHINGTON: Played for coaches Chris Buggs and Sean Smith at Gary West Side Leadership Academy • Did not play his senior season due to a knee injury • 2022 Indiana All-Star • First-team all-state and all-conference as a junior when he averaged 12.5 points, seven rebounds, three assists and three blocks • Led Gary West Side to the state semifinals • NBPA Camp invitee • Trained with the 2022 USA Junior National Team.

Born Jalen Cantrell Washington on Feb. 21, 2004, in Hobart, Ind. • Son of Jada Sterling and Jimmy Washington Sr. • Majoring in exercise and sports science/sports administration • Has seven-foot, four-inch wingspan • Ranked No. 2 academically in his senior class and was a member of the

Indiana Academic All-State team • Member of the National Honor Society • Played AAU for Meanstreets • Played the cello and piano from second to seventh grade • His older brother, Jimmie, plays basketball at IU-Northwest.

JAE'LYN WITHERS: Played at North Mecklenberg High School in Huntersville, N.C., from 2015-18 and his senior year at Cleveland Heights High School in Cleveland, Ohio • Averaged 19.8 points, 9.7 rebounds and 2.2 blocked shots in 2018-19 at Cleveland Heights • Averaged 20 points, 10.1 rebounds and shot 43 percent from three-point range in leading North Mecklenberg to a 27-2 record and the 2018 regular-season and tournament conference championships • Earned first team all-state honors in North Carolina as a junior from the Associated Press, was the Charlotte Observer's 4A Metro Player of the Year and the conference player of the year • Played AAU for Team Loaded North Carolina • Played in the Roundball Classic in Pittsburgh.

Born Dec. 20, 2000, in Charlotte • Son of Sheena Carr and Curtis Withers • Curtis was a three-time All-Conference USA forward at Charlotte from 2002-06 and is second in 49er history in double-doubles (46), third in rebounding (1,042) and seventh in scoring (1,750) • Has four siblings – Jayla, Ja'Kayla and Jah'King Withers and Messiah Carr • His cousin, Jaire Alexander, played football at Louisville (2015-17) and is a cornerback for the Green Bay Packers, who selected him in the first round in 2018.

PAXSON WOJCIK: Attended the La Lumiere School in La Porte, Ind. • Helped lead them to an 83-6 overall record, the Dick's Sporting Goods National Championship as a sophomore and a 31-1 record and runner-up finish as a senior at the Geico National Championship • Two-time captain • Scholar-Athlete Award recipient • Played AAU for the Illinois Wolves • Member of the National Honor Society • Summa Cum Laude Latin Student.

Born Paxson Walter Wojcik on Aug. 8, 2000, in South Bend, Ind. • Son of Lael and Doug Wojcik • Working toward a master's in applied professional studies • His parents played basketball at Navy and his mother also competed in track • His brother, Denham, plays basketball for Harvard • His father is in his second stint as an assistant coach on Tom Izzo's staff at Michigan State • He was an assistant coach at UNC from 2000-03, when he helped recruit all five starters on the Tar Heels' 2005 NCAA championship team • Enjoys card games, puzzles and playing outside with friends.



CAREER HIGHS



1 – ZAYDEN HIGH

Points: 4 vs. Florida State (3/14/24)
Field Goals: 2 vs. Florida State (3/14/24)
Free Throws: 2 vs. Lehigh (11/12/23), UNI (11/22/23)
Offensive Rebounds: 2 vs. Lehigh (11/12/23)
Rebounds: 5 vs. Lehigh (11/12/23)
Assists: 1 vs. Lehigh (11/12/23), Tennessee (11/29/23), vs. Syracuse (1/13/24)
Turnovers: 2 vs. UC Riverside (11/17/23), at Florida State (1/27/24)
Blocks: 1 vs. Villanova (11/23/24), at NC State (1/10/24)
Steals: 2 vs. UC Riverside (11/17/23)

2 – ELLIOT CADEAU

Points: 19 at Miami (2/10/24)
Field Goals: 7 vs. Wake Forest (1/22/24), at Miami (2/10/24)
Three-Pointers: 2 at Miami (2/10/24)
Free Throws: 8 at Florida State (1/27/24)
Offensive Rebounds: 2 vs. Charleston Southern (12/29/23), Duke (2/3/24)
Rebounds: 5 vs. Pittsburgh (3/15/24)
Assists: 10 vs. Tennessee (11/29/23)
Turnovers: 5 at Miami (2/10/24), vs. Virginia Tech (2/17/24)
Blocks: 1 vs. UNI (11/22/23), vs. Syracuse (1/13/24)
Steals: 4 at Miami (2/10/24)

3 – CORMAC RYAN (set playing for Notre Dame, Stanford or UNC)

Points: UNC- 31 at Duke (3/9/24)
Field Goals: ND- 10 at Duke (2/9/21), vs. Alabama (3/18/22)
Three-Pointers: ND- 7 vs. Alabama (3/18/22)
Free Throws: UNC- 9 at Duke (3/9/24)
Offensive Rebounds: ND- 5 vs. NC State (3/3/21)
Rebounds: ND- 10 vs. Georgia Tech (2/26/22)
Assists: ND- 8 vs. Louisville (1/28/23)
Turnovers: Stanford- 6 vs. Washington (3/3/19)
Blocks: ND- 3 vs. Western Michigan (12/20/21); UNC- vs. UNI (11/22/23)
Steals: ND- 4 vs. Boston University (12/7/22), at Wake Forest (2/25/23)

4 – RJ DAVIS

Points: 42 vs. Miami (2/26/24)
Field Goals: 14 vs. Wake Forest (1/22/24), Miami (2/26/24)
Three-Pointers: 7 vs. Miami (2/26/24)
Free Throws: 14 vs. NC State (1/21/23)
Offensive Rebounds: 6 vs. Kansas (4/4/22)
Rebounds: 12 vs. Kansas (4/4/22)
Assists: 12 vs. Marquette (3/17/22)
Turnovers: 5 vs. Florida State (2/27/21), Kentucky (12/16/23)
Blocks: 2 vs. Florida State (2/12/22), at Virginia (2/24/24)
Steals: 5 vs. Charleston Southern (12/29/23), vs. Syracuse (1/13/24)

5 – ARMANDO BACOT

Points: 29 vs. Virginia (1/8/22), Georgia Tech (1/15/22)
Field Goals: 12 vs. Virginia (1/8/22)
Three-Pointers: 2 vs. Notre Dame (3/5/24)
Free Throws: 10 vs. Tennessee (11/29/23), Clemson (2/6/24)
Offensive Rebounds: 9 vs. Virginia (1/8/22), Syracuse (2/28/22)
Rebounds: 23 vs. James Madison (11/20/22)
Assists: 7 vs. Miami (1/25/20)
Turnovers: 6 vs. Alabama (11/27/22), Kentucky (12/16/23)
Blocks: 6 vs. Oregon (11/29/19), at Charleston (11/16/21), vs. NC State (1/29/22), Florida State (12/2/23)
Steals: 4 vs. Elon (12/11/21)

7 – SETH TRIMBLE

Points: 12 vs. Arkansas (11/24/23), Charleston Southern (12/29/23)
Field Goals: 6 vs. Charleston Southern (12/29/23)
Three-Pointers: 2 vs. Arkansas (11/24/23)
Free Throws: 4 vs. Florida State (3/14/24)
Offensive Rebounds: 2 four times, latest: at Clemson (1/6/24)
Rebounds: 6 vs. Charleston Southern (12/29/23), at Pittsburgh (1/2/24)
Assists: 5 vs. The Citadel (12/13/22)
Turnovers: 3 vs. Syracuse (1/13/24)
Blocks: 2 vs. Wake Forest (1/4/23), Notre Dame (1/7/23)
Steals: 3 at Georgia Tech (1/30/24)

8 – PAXSON WOJCIK (set playing for Brown)

Points: 25 vs. Yale (3/4/23)
Field Goals: 9 vs. Yale (3/4/23)
Three-Pointers: 5 vs. UMass-Lowell (11/23/22)
Free Throws: 9 at Penn (2/18/23)
Offensive Rebounds: 3 at Michigan State (12/10/22)
Rebounds: 13 at Michigan State (12/10/22)
Assists: 6 four times, latest: 2/11/23 vs. Cornell
Turnovers: 4 four times, latest: 1/28/23 at Cornell
Blocks: 1 four times, latest: 1/28/23 at Cornell
Steals: 4 at UMass-Lowell (12/1/21)

13 – JALEN WASHINGTON

Points: 17 vs. Charleston Southern (12/29/23)
Field Goals: 7 vs. Charleston Southern (12/29/23)
Three-Pointers: 2 vs. UC Riverside (11/17/23), Charleston Southern (12/29/23), Notre Dame (3/5/24)
Free Throws: 4 at Louisville (1/14/23), vs. Arkansas (11/24/23)
Offensive Rebounds: 4 at Georgia Tech (1/30/24)
Rebounds: 8 at NC State (1/10/24)
Assists: 2 vs. Syracuse (1/13/24)
Turnovers: 2 vs. Notre Dame (1/7/23), at Louisville (1/14/23), at Boston College (1/20/24)
Blocks: 4 at Virginia (2/24/214)
Steals: 2 vs. Syracuse (1/13/24)

14 – CREIGHTON LEBO

Points: 2 four times, latest: 2/13/21 at Virginia
Rebounds: 1 four times, latest: vs. Syracuse (1/13/24)
Assists: 1 vs. The Citadel (12/13/22)

22 – ROB LANDRY

Points: 3 vs. Lehigh (11/12/23), Syracuse (1/13/24)
Rebounds: 2 vs. Lehigh (11/12/23)

24 – JAE'LYN WITHERS (set playing for Louisville unless noted)

Points: 20 vs. Prairie View (11/29/20), at Notre Dame (2/9/22)
Field Goals: 9 at Notre Dame (2/9/22)
Three-Pointers: 4 at Miami (2/11/23), vs. Georgia Tech (2/1/23), vs. Florida State (2/4/23)
Free Throws: 7 vs. Georgia Tech (2/1/23)
Offensive Rebounds: 6 at UNC (2/20/21)
Rebounds: 13 vs. Notre Dame (2/23/21), vs. Georgia Tech (2/1/23)
Assists: 3 four times, latest: 2/25/23 at Georgia Tech
Turnovers: 5 vs. Texas Tech (11/22/22)
Blocks: UNC- 3 vs. UC Riverside (11/17/23)
Steals: 5 vs. Wright State (11/12/22)

32 – JAMES OKONKWO (set playing for West Virginia)

Points: 10 vs. Oklahoma (2/4/23)
Field Goals: 3 vs. Texas (1/21/23), Oklahoma (2/4/23)
Free Throws: 4 vs. Auburn (1/28/23), Oklahoma (2/4/23), Iowa State (2/28/23),
Offensive Rebounds: 6 vs. Oklahoma (2/4/23)
Rebounds: 10 at Texas Tech (1/25/23), vs. Oklahoma (2/4/23),
Assists: 2 vs. Maryland (3/16/23)
Turnovers: 2 vs. Oklahoma (2/4/23), at Baylor (2/13/23); UNC- 2 at Boston College (1/20/24)
Blocks: 3 vs. Iowa State (2/8/23)
Steals: 1 at Texas Tech (1/25/23), at TCU (1/31/23)

34 – DUWE FARRIS

Points: 2 vs. Elon (12/11/21), NC State (1/29/22), Syracuse (1/13/24)
Rebounds: 1 seven times, latest: vs. Notre Dame (3/5/24)

55 – HARRISON INGRAM

Points: Stanford- 24 vs. Ole Miss (11/24/22)
Field Goals: Stanford- 8 vs. San Jose State (11/15/21); UNC- vs. UConn (12/5/23), Duke (2/3/24), NC State (3/2/24)
Three-Pointers: UNC- 5 vs. Duke (2/3/24)
Free Throws: Stanford- 9 vs. Ole Miss (11/24/22)
Offensive Rebounds: UNC- 7 at Florida State (1/27/24)
Rebounds: UNC- 19 at NC State (1/10/24)
Assists: Stanford- 9 at Oregon State (2/12/22)
Turnovers: Stanford- 7 at Arizona State (3/5/22)
Blocks: 2 five times, latest: 2/10/24 at Miami
Steals: UNC- 5 vs. Miami (2/26/24)



2023-24 POSTGAME NOTES



ARMANDO BACOT scored 25, 22 and 21 points in Carolina's first three games, averaging 22.7 points and 13.3 rebounds in those victories.

GAME 1: @UNC 86, RADFORD 70

UNC	FG: 52.5%	3FG: 7-20	FT: 15-23
Radford	FG: 42.4%	3FG: 5-21	FT: 9-10
UNC	Rebounds: 12-25-37	A/TO: 18/11	
Radford	Rebounds: 11-23-34	A/TO: 5/12	

- Carolina improved to 102-12 overall in season openers.
- Carolina has won 19 straight season openers since losing to Santa Clara in Oakland (without starting point guard Raymond Felton) in 2004-05.
- The Tar Heels' five starters (Armando Bacot, Cormac Ryan, Harrison Ingram, RJ Davis and Paxson Wojcik) entered the game with 416 combined college starts.
- Bacot led Carolina with 25 points and 13 rebounds. It was his 100th double-digit scoring game and 69th double-double, extending his school record.
- Bacot made 10 of 16 field goals. It was the 10th time in his career he made 10 or more field goals in a game.
- Carolina's newcomers (five transfers and two freshmen) combined for 39 points, led by 13 by Cormac Ryan and 12 by Harrison Ingram.
- Elliot Cadeau led the Heels with six assists. It was the most assists by a freshman in a Carolina debut since Bobby Fraser recorded seven against Gardner-Webb in the 2005-06 season opener.
- The Tar Heels made their first five three-point attempts and finished the game 7 for 20. Four different starters made threes for UNC, led by Ryan's three.

GAME 2: @UNC 90, LEHIGH 68

UNC	FG: 46.3%	3FG: 5-17	FT: 23-28
Lehigh	FG: 36.6%	3FG: 13-33	FT: 3-4
UNC	Rebounds: 15-37-52	A/TO: 11/10	
Lehigh	Rebounds: 8-23-31	A/TO: 15/11	

- It was the eighth time Davis (22) and Bacot (22) both scored at least 20 points in the same game.

- Bacot grabbed six offensive rebounds to pass Tyler Hansbrough for the most in UNC history.
- It was Bacot's third career 20/20 game. In 2022, Bacot had 29 points/22 rebounds against Virginia and 20 points/22 rebounds vs. in the NCAA East Regional final Saint Peter's.
- Carolina improved to 2-0 against Lehigh. Their only other matchup was a 62-58 Carolina victory in Woollen Gym on 1/2/1941.

GAME 3: @UNC 77, UC RIVERSIDE

UNC	FG: 45.9%	3FG: 6-21	FT: 15-21
UCR	FG: 30.6%	3FG: 9-30	FT: 5-9
UNC	Rebounds: 10-27-37	A/TO: 14/9	
UCR	Rebounds: 14-24-38	A/TO: 15/17	

- Carolina allowed 52 points, the fewest since Saint Peter's scored 49 in 2022.
- Bacot scored a game-high 21 points. He made his second career three-pointer, his first since at Boston College on 1/2/22.
- Jalen Washington scored 11 points, his second career game in double figures (13 at Virginia on 1/10/23). He made his first two career three-pointers and set career highs in offensive rebounds (3) and blocks (2).
- Seth Trimble tied his career high with 11 points. It was the second time he scored in double figures as a Tar Heel.
- Withers had a career-high three blocks.
- Carolina began the second half on a 19-0 run (UC Riverside did not score in the half until there was 10:33 to play). Carolina also had a 17-0 run in the first half.
- It was the fourth time in the last 30-plus seasons UNC wore blue uniforms at home: vs. Duke on February 8, 2020; vs. UNCW on 12/31/2013; and vs. UConn on 12/6/1991, in the ACC/Big East Challenge.

GAME 4: UNC 91, NORTHERN IOWA 69 BATTLE 4 ATLANTIS FIRST ROUND

UNC	FG: 42.6%	3FG: 12-26	FT: 27-31
UNI	FG: 45.3%	3FG: 6-17	FT: 15-22
UNC	Rebounds: 12-24-36	A/TO: 14/9	
UNI	Rebounds: 7-26-33	A/TO: 12/17	

- Carolina trailed at the half for the first time this season but began the second half on a 32-6 run to take a 20-point lead with 11:24 to play.
- The Tar Heel scored 56 second-half points.
- UNI led 10-2 at the first TV timeout and 39-31 with 1:17 to play in the half.
- Carolina trailed 41-35 at halftime, the first time this season an opponent led at the half.
- The Tar Heels made 12 three-pointers, including a career-high four by Ingram and three by both Davis and Ryan.
- UNC made nine of 13 3FGs in the second half. It was UNC's best three-point percentage in a half (.692) since shooting 75% (9 of 12) in the first half at Florida State on 2/12/22.
- The Tar Heels made all nine of their second-half threes in the first 11:03 of the half.
- Carolina made its first change in the starting lineup this season as Trimble made his third career start. He previously started against Notre Dame and at Virginia last season. Wojcik had started the first three games.
- Six Tar Heels scored in double figures for the first time since 2/6/2021 at Duke.
- Ingram had game highs with 16 points and 10 rebounds for his first double-double as a Tar Heel.

POINTS PER 100 POSSESSIONS

Opponent	Offensive Rating	Defensive Rating	Net
Radford	120.5	98.1	22.4
Lehigh	119.0	90.0	29.0
UC Riverside	110.6	74.7	35.9
vs. UNI	124.5	94.4	30.1
vs. Villanova	107.3	109.9	-2.6
vs. Arkansas	123.3	102.0	21.3
Tennessee	131.9	121.3	10.6
Florida State	105.7	94.9	10.8
vs. UConn	107.8	123.4	-15.6
vs. Kentucky	103.0	108.0	-5.0
vs. Oklahoma	108.2	92.2	16.0
Charleston Southern	144.5	82.8	61.7
at Pittsburgh	103.3	84.1	19.2
at Clemson	105.4	89.2	16.2
at NC State	92.8	74.8	18.0
Syracuse	122.8	79.9	42.9
Louisville	123.2	100.3	22.9
at Boston College	110.8	96.3	14.5
Wake Forest	116.2	87.5	28.7
at Florida State	106.7	96.7	10.0
at Georgia Tech	99.2	100.6	-1.4
Duke	122.3	110.5	11.8
Clemson	104.6	110.1	-5.5
at Miami	103.0	98.9	4.1
at Syracuse	122.4	133.2	-10.8
Virginia Tech	129.4	109.2	20.2
at Virginia	89.9	73.2	16.8
Miami	101.2	95.8	5.4
NC State	116.0	103.0	13.0
Notre Dame	123.8	75.2	48.6
at Duke	118.3	111.3	7.0
vs. Florida State (ACC)	126.8	92.4	34.4
vs. Pittsburgh	110.7	99.3	11.4
vs. NC State	102.9	113.7	-10.8

TOP INDIVIDUAL OFFENSIVE RATINGS

Player	Points	Opponent
Trimble	237	vs. Pittsburgh (ACC)
Davis	174	Charleston Southern
Trimble	173	Virginia Tech
Ryan	168	at Duke
Wojcik	168	Radford
Bacot	166	Tennessee
Davis	165	Syracuse
Bacot	159	Charleston Southern
Withers	159	vs. Northern Iowa
Ryan	158	vs. Florida State (ACC)
Ingram	157	Duke
Davis	156	Louisville
Davis	154	vs. Florida State (ACC)
Ryan	153	Radford
Davis	150	Notre Dame
Ryan	149	Virginia Tech
Ingram	149	vs. Villanova
Bacot	148	Virginia Tech
Davis	148	Tennessee
Cadeau	148	vs. Northern Iowa
Bacot	147	Duke
Davis	147	Wake Forest
Davis	146	Miami
Cadeau	145	NC State
Cadeau	145	Charleston Southern
Trimble	145	Charleston Southern
Trimble	145	vs. Arkansas
Ingram	144	NC State
Bacot	144	Syracuse
Ryan	144	Louisville
Bacot	144	Lehigh
Withers	143	Louisville
Davis	143	vs. Arkansas
Bacot	141	at Syracuse

Courtesy KenPom.com (min. 20 minutes played)

- Ingram made a career-high four three-pointers. He made three seven times while at Stanford.
- Ryan hit his first three attempts in the first 3:53 of the second half to help give UNC a 51-42 lead. Ryan had missed 11 consecutive three-point attempts before making three straight to begin the second half.
- Ryan's 15 points were his season high to date as a Tar Heel. He also matched his previous career high with three blocked shots.
- Withers scored 11 points, his first game in double figures as a Tar Heel.
- Cadeau was 5 for 9 from the floor and scored 15 points, his first game in double figures.
- Carolina forced 17 turnovers for the second game in a row and scored 25 points off UNI's those turnovers. It was the most points off turnovers since scoring 32 at home vs. Wake Forest last season.
- Carolina made 27 free throws and shot 87.1% from the stripe.
- UNI shot 60% from the floor in the first half (15 of 25), the first time an opponent shot 60% in a half since NC State shot 64.5% in the second half on 2/19/23.
- The Tar Heels held UNI to 32.1% from the floor in the second half.

GAME 5: VILLANOVA 83, UNC 81 (OT)
BATTLE 4 ATLANTIS SEMIFINAL

UNC	FG: 43.1%	3FG: 9-24	FT: 16-23
Villanova	FG: 38.3%	3FG: 5-22	FT: 32-36
UNC	Rebounds: 13-30-43	A/TO: 13/13	
Villanova	Rebounds: 11-27-38	A/TO: 5/9	

- It was Carolina's first overtime game since beating Ohio State on 12/17/2022.
- Davis (23) and Ingram (20) led UNC in scoring. Ingram's previous two 20-point efforts came while playing for Stanford.
- Davis, Ingram and Ryan (18) combined to score 61 of UNC's 81 points.
- Ingram made a career-high four three-pointers for the second consecutive game.
- Ingram fouled out with 3:44 to play in regulation (the first time in 70 career games he fouled out). He was one of three Tar Heels to foul out (also Withers with 3:08 left in the second half and Cadeau with 4:08 to play in overtime).
- Carolina was whistled for a season-high 30 fouls, most since committing 33 at Louisville on 1/31/2015.
- Villanova was 32 for 36 from the free throw line, the most made and attempted free throws by an opponent since Wake Forest was 33 for 42 last season in Winston-Salem. The Wildcats were 11 for 13 from the line in the first half, 12 of 13 in the second and 9 of 10 in overtime.
- Villanova's free throw percentage (.889) was the third-highest ever by an opponent with 36 or more attempts and sixth-best for 30 or more attempts.
- Cadeau had a game-high five assists and led UNC in plus-minus for the first time season at +14.
- Bacot had a game-high 18 rebounds.
- Withers made his first start as a Tar Heel. He made 64 starts over the previous three seasons at Louisville, including 29 of 32 games in 2022-23.
- Eric Dixon led Villanova with 34 points and 10 boards. The 34 points were the most by an opponent since Wake Forest's Tyree Appleby scored 35 on 2/7/23.
- Carolina had nine-point leads in each half. The Tar Heels led, 34-32, at the half, the first time UNC lost when leading at the half since 1/10/23, when it led Virginia, 29-27, in Charlottesville.
- It was the first time the Tar Heels and Wildcats played since the 2016 NCAA championship game.



RJ DAVIS tied his then-career-high with 30 points in the win over Arkansas and was named to the Battle 4 Atlantis All-Tournament team. UNC went 2-1 in the Thanksgiving week tournament.

GAME 6: UNC 87, ARKANSAS 72
BATTLE 4 ATLANTIS THIRD PLACE GAME

UNC	FG: 49.1%	3FG: 6-14	FT: 25-35
ARK	FG: 47.3%	3FG: 5-17	FT: 15-20
UNC	Rebounds: 13-25-38	A/TO: 11/10	
ARK	Rebounds: 6-21-27	A/TO: 6/12	

- Davis scored 21 second-half points and tied his career high with 30.
- Davis led the Tar Heels with 66 points in the Battle 4 Atlantis and was named to the All-Tournament team.
- Davis was 9 for 18 from the floor. He tied his career best with nine field goals (fifth time).
- Trimble scored a career-high 12 points and made two three-pointers for the first time in a game.
- Ingram had a game-high six assists and his second double-double in three games. He totaled 49 points in the three games in the Bahamas (16.3 ppg).
- Ryan did not play due to a sprained right ankle.
- Cadeau made his first collegiate start and had seven points and three assists.
- Arkansas led, 38-35, at the half but the Tar Heels out-scored the Razorbacks by 18 in the second half (52-34).
- Carolina committed only three turnovers and shot 58.6% from the floor in the second half.
- Bacot had one offensive rebound, the 500th of his career. He is the only Tar Heel ever with 500 offensive rebounds. He also scored his 1,900th career point.
- Carolina improved to 6-3 in three appearances in the Battle 4 Atlantis. UNC went 2-1 in 2014, 2-1 in 2019 and 2-1 in 2023.
- Tramon Mark scored 34 of Arkansas's 72 points. It was the second consecutive game an opponent scored 34 points.
- Carolina improved to 8-3 vs. Arkansas.
- None of the 11 games have been played on either team's campus. This was the 10th different state or country in which the teams have played.
- Davis's 30 points were the most by a Tar Heel against Arkansas (Luke Maye had 28 in 2017).
- Mark's 34 were the most ever by a Razorback vs. UNC.
- It was the first time players on both teams scored

30 since Maye had 30 and RJ Barrett scored 33 at Duke on 2/20/19.

GAME 7: UNC 100, TENNESSEE 92
ACC-SEC CHALLENGE

UNC	FG: 45.9%	3FG: 12-28	FT: 32-38
TENN	FG: 55.6%	3FG: 9-28	FT: 13-16
UNC	Rebounds: 12-22-34	A/TO: 19/9	
TENN	Rebounds: 7-24-31	A/TO: 13/12	

- Tennessee entered play No. 1 in the country in defensive efficiency allowing 87.4 points per 100 possessions.
- Carolina's offensive efficiency was 131.5 (100 points on 76 possessions).
- Tennessee's opponents were averaging 61.5 points; the Tar Heels scored 61 in the first half.
- It was the first time Carolina scored 100 points since a 100-67 win over The Citadel on 12/13/2022.
- It was the second time an opponent scored 100 points vs. the Volunteers in Rick Barnes' nine seasons as head coach.
- Carolina improved to 42-27 against AP Top 10 opponents in the Smith Center.
- Carolina scored 100 points against an AP Top 10 opponent for the 12th time ever and first time since defeating Virginia Tech, 103-82, on 1/21/2019. Carolina is 11-1 in those 12 games.
- Carolina scored 61 points in the first half, the first time it scored more than 60 in a first half since scoring 62 against Florida State on 2/12/2022.
- It was the first time an opponent scored 60 points in a half vs. Tennessee since 2006.
- Carolina shot 57.6% in the first half.
- Carolina was 16 for 16 from the free throw line in the first half and made 32 of 38 for the game, the most the Tar Heels made and attempted since hitting 36 of 39 against NC State on 1/21/2023.
- UNC scored its final 13 points from the free throw line. Carolina's last field goal was a three by Davis with 6:56 to play to push the lead back to 10. It was the first time the Tar Heels didn't make a field goal in the last five minutes in a win since 3/9/2019 vs. Duke.



HARRISON INGRAM made four three-pointers and scored 20 points in Carolina's 100-92 win over 10th-ranked Tennessee in the first ACC-SEC Challenge.



RJ DAVIS scored 27 points as Carolina rallied from 14 down in the second half for a home win over Florida State. It was his third straight game with at least 27 points. He eventually stretched that streak to five straight with 26 or more.

- Davis was 5 for 11 from three and scored 27 points. It was the fifth time in his career he made five or more three-pointers. Carolina improved to 5-0 when Davis makes five or more three-pointers.
- Davis became the fifth Tar Heel guard since 2000 to score 25 or more in consecutive games (with Joseph Forte, Marcus Paige, Coby White and Cole Anthony).
- Bacot scored 22 points and grabbed 11 rebounds.
- Bacot made a career-high 10 free throws in 13 attempts.
- Carolina improved to 9-0 when Bacot and Davis both score 20 or more points.
- Ingram tied his season high with 20 points, his second 20-point game of the season and fourth of his career.
- Ingram again tied his career high with four threes, the third time in the last four games he made four three-pointers.
- It was the first time three Tar Heels scored 20 points since the overtime win over Ohio State on 12/17/2022.
- Cadeau had a season-high 10 assists, the first Tar Heel freshman to record double-digit assists since Marcus Paige had 10 against Florida State on 3/15/2013.
- Cadeau was the first Tar Heel to have 10 assists and zero turnovers since Paige on 2/21/2015 against Georgia Tech.
- Cadeau was the first Tar Heel to have double-digit assists since Davis had 12 against Marquette in the 2022 NCAA Tournament.
- Cadeau became the third Tar Heel with 10 assists and no field goals in a game (Ed Cota twice and Ty Lawson).
- Carolina matched its season high with 12 three-pointers.
- Hubert Davis improved to 5-3 against AP Top 10 opponents.
- Tennessee's Dalton Knecht tied the most points by an opponent in the Smith Center with 37. Knecht shares the record with Lionel Simmons of LaSalle, who scored 37 on 1/9/1988.
- Knecht's 37 were the most by an opponent since Kentucky's Malik Monk scored 47 against UNC in Las Vegas on 12/17/2016.

- Tennessee shot 55.6% from the floor, the highest percentage by an opponent in a UNC win since Pitt shot 55.6% on 1/31/2017.
- Carolina improved to 11-2 all-time against the Volunteers.

GAME 8: UNC 78, FLORIDA STATE 70

UNC	FG: 42.1%	3FG: 5-22	FT: 25-31
FSU	FG: 40.3%	3FG: 12-28	FT: 4-8
UNC	Rebounds: 11-28-39	A/TO: 13/13	
FSU	Rebounds: 9-21-30	A/TO: 12/12	

- Carolina overcame a 14-point deficit, its largest in a win since trailing Ohio State by 14 last season.
- Carolina went on a 22-0 run in the second half, the first time the Tar Heels scored more than 20 straight points since scoring 22 in a row against Notre Dame in the 2021 ACC Tournament.
- Carolina's largest lead of the game was 14 points (70-56) with 4:35 to play in the second half, completing a 28-point swing after trailing 45-31 with 17:11 to play. UNC took its first lead of the second half on a layup by Cadeau with 7:20 remaining.
- Carolina trailed by six at halftime, the third time the Tar Heels trailed at the half and won this season.
- Davis scored 27 points, his third straight with 27 or more points. He became the first Tar Heel score 27 or more points in three straight games since Joseph Forte in 2001.
- Davis became the 10th Tar Heel to score 27 or more points in three straight games, and the fifth to do so since 1970. Other Tar Heels with 27 or more points in three straight games were Brad Daugherty (1986), Phil Ford (1978), Charlie Scott (1970), Bobby Lewis (1965-66), Billy Cunningham (three separate times in 1964 and once in 1963), Pete Brennan (1958), Lenny Rosenbluth (three separate times in 1957, once in 1956 and once in 1955) and George Glamack (1941).
- Bacot had 13 points and 13 rebounds for his 72nd career double-double.
- Bacot blocked four shots in the first half and tied his single-game career high with six.
- Trimble scored nine points and was a game-high plus 24 in just under 14 minutes. His previous career best was plus 16 in the home win over Wake Forest in January 2023.
- Florida State's 13-point run to end the first half and begin the second was the largest against the Tar Heels to date this season.

**GAME 9: UCONN 87, UNC 76
JIMMY V CLASSIC, NEW YORK, N.Y.**

UNC	FG: 44.4%	3FG: 7-20	FT: 13-22
UCONN	FG: 51.5%	3FG: 10-31	FT: 9-16
UNC	Rebounds: 10-23-33	A/TO: 18/7	
UCONN	Rebounds: 11-32-43	A/TO: 25/8	

- UNC dropped to 1-2 in the Jimmy V Classic, 30-12 in the current Madison Square Garden and 44-26 all-time in New York City.
- Davis scored a game-high 26 points. He became the fifth Tar Heel ever to score 26 or more points in four straight games and the first to do so in 53 years since Charlie Scott did it in 12 straight games in 1970.
- Davis became the first Tar Heel to score 25 or more in four consecutive games since Garrison Brooks in 2019-20.
- Davis' 133 points in the last five games (23-30-27-27-26) were the most by a Tar Heel over five games since Tyler Hansbrough scored 146 in 2008 (39-23-23-32-29).
- Ingram scored 20 points and had five assists. It was his third 20-point game as a Tar Heel.
- Ingram tied his career high with eight field goals.
- Bacot had 13 points, 13 rebounds and a sea-

- son-high five assists.
- Carolina shot 59.1% from the free throw line, making only 13 of 22.
- UConn out-rebounded the Tar Heels, 43-33. The margin was the largest by an opponent this season and first time UNC was out-rebounded by double figures since Virginia Tech beat the Tar Heels on the boards, 39-25, in Blacksburg on 12/4/2022.
- The Huskies had 25 assists on 34 field goals. The 25 assists were the most by an opponent since Baylor had 27 in Carolina's NCAA Tournament second-round win in 2022.
- The Huskies scored 14 points off UNC's seven turnovers; the Tar Heels scored seven points off eight UConn miscues.
- Carolina scored season lows (to date) with six second-chance points, seven points off turnovers and four bench points and tied its previous low with six fastbreak points (in the loss to Villanova).

**GAME 10: KENTUCKY 87, UNC 83
CBS SPORTS CLASSIC, ATLANTA, GA.**

UNC	FG: 47.4%	3FG: 8-24	FT: 21-27
UK	FG: 41.7%	3FG: 8-23	FT: 19-26
UNC	Rebounds: 6-26-32	A/TO: 12/17	
UK	Rebounds: 18-24-42	A/TO: 15/14	

- Carolina lost for the second game in a row for the first time this season.
- Carolina dropped to 6-4 in the CBS Sports Classic.
- Carolina entered the game averaging 10.1 turnovers per game. The Tar Heels committed 17 turnovers, their most since committing 18 against Alabama in November 2022.
- Davis led Carolina with 27 points. He made his first eight free throws, which extended his streak to 41 in a row, which tied the all-time UNC record (he missed his ninth attempt which ended the streak at 41). Jeff Lebo made 41 in a row in 1989.
- Davis became the fourth Tar Heel to score 26 or more points in five or more consecutive games. He joined Scott, Bobby Lewis and Lennie Rosenbluth.
- Ryan scored a season-best 20 points. It was his seventh career 20-point game.
- Ryan made a season-high four three-pointers. It was the 19th time in his career he made four or more.
- Kentucky had 18 offensive rebounds, 12 more than UNC, and outrebounded the Tar Heels, 42-32. It was the second straight game Carolina was out-rebounded by 10, the first time opponents accomplished that in consecutive games since the 2003 NIT (in wins vs. DePaul and Wyoming).
- Kentucky's bench outscored Carolina's, 36-14, the most UNC's bench was outscored since Florida State (35-8) on 2/27/23.
- Withers came off the bench to play 19 minutes and was plus 13. He had four points, three rebounds, two assists, two blocks and two steals.
- Carolina shot 53.8% from the floor in the second half.
- Carolina dropped to 25-18 all-time against Kentucky, including 1-4 in the CBS Sports Classic.

**GAME 11: UNC 81, OKLAHOMA 69
JUMPMAN INVITATIONAL, CHARLOTTE, N.C.**

UNC	FG: 43.3%	3FG: 9-22	FT: 20-26
OKLA	FG: 40.4%	3FG: 7-23	FT: 16-24
UNC	Rebounds: 7-27-34	A/TO: 9/9	
OKLA	Rebounds: 11-30-41	A/TO: 6/18	

- Carolina improved to 2-0 in the Jumpman Invitational (defeated Michigan last season).
- UNC did not trail for the second time this season. Both games were against AP Top-10 opponents (No. 10 Tennessee and No. 7 Oklahoma).
- Carolina improved to 166-27 overall in Charlotte,



JALEN WASHINGTON set career highs in points (17) and rebounds (7) and was 7 for 9 from the floor as Carolina beat Charleston Southern, 105-60, in the final non-conference game of the regular season in late December.

including a 16-2 record in the Spectrum Center.

- Davis (23 points) became the first Tar Heel to score 20 or more points in seven straight games since Garrison Brooks (seven straight) in 2019-20.
- Davis scored 183 points in the past seven games, the most by a Tar Heel since Hansbrough scored 191 points in seven consecutive games during the 2007-08 season.
- Davis made five three-pointers. Carolina improved to 6-0 when Davis makes five or more 3FGs.
- It was Davis' seventh career game with 20 points and five assists and the first time Davis had 20/5 with zero turnovers.
- Carolina improved to 7-0 when Davis has at least 20 points and five assists.
- Bacot was 5 for 7 from the free throw line. His fifth make was the 500th of his career. He became one of seven Tar Heels to make 500 or more free throws. He also made his third career 3FG.
- Ingram made a career-high four steals, the most by a Tar Heel since Leaky Black had four against Boston College on 1/17/23.
- Oklahoma did not make a field goal until the 14:11 mark in the first half. It was the longest UNC held an opponent without its first field goal in a game this season.
- Carolina made 10 steals, its most to date this season.
- Oklahoma's 18 turnovers were the most by a Carolina opponent to date this season and the most by the Sooners this season.
- UNC scored 24 points off turnovers, its most since scoring 25 against UNI.
- Carolina held Oklahoma to 69 points, 15 below OU's average, and the fewest by the Sooners this season.
- OU shot 32.3% from the floor in the first half, the lowest percentage in the first 20 minutes by an opponent to date this season.
- Carolina was 20 for 26 from the free throw line. It was the seventh time in the first 11 games UNC made at least 20 free throws.
- The Sooners out-rebounded UNC, 41-34. It was the first time UNC was out-rebounded in three straight games since the Tar Heels lost to Alabama, Indiana and Virginia Tech last season.

- Hubert Davis improved to 6-4 against AP Top-10 opponents in his three seasons.
- Carolina improved to 4-0 all-time against Oklahoma, including wins against top-10 ranked teams in three of the four games.

GAME 12: @UNC 105, CHARLESTON SOUTHERN 60

UNC	FG: 56.2%	3FG: 11-26	FT: 12-14
CSU	FG: 33.3%	3FG: 10-25	FT: 8-9
UNC	Rebounds: 13-33-46	A/TO: 20/5	
CSU	Rebounds: 6-19-25	A/TO: 12/12	

- The 105 points were a season high to date for UNC and the most in Hubert Davis' three seasons as head coach (previous 102 vs. College of Charleston on 11/11/2022).
- UNC scored 51 and 54 points by half. It was the first time UNC scored 50 in both halves since scoring 50 and 51 against Notre Dame on 3/10/21 in the ACC Tournament.
- The 45-point win was the largest margin of the season and the largest in Davis' three seasons. It was UNC's largest margin of victory since defeating Louisville, 99-54, on 2/20/2021.
- Carolina shot a season-high 56.2% from the floor.
- UNC turned the ball over five times, which matched the fewest by a Davis team (five at Duke in 2022).
- Carolina out-rebounded CSU, 46-25. The margin tied UNC's largest of the season (also vs. Lehigh).
- The Tar Heels led by 23 at the half (51-28), their largest halftime lead of the season.
- It was the second game this season six Tar Heels scored in double figures (also vs. UNI).
- Carolina's 41 field goals were its most since making 42 against Louisville in 2021.
- RJ Davis had 20 points, 10 assists, five steals and no turnovers. It was the first time in UNC history a player had at least 20 points, 10 assists, five steals and no turnovers.
- It was Davis' fifth career double-double but his first in points and assists.
- Davis became the 12th Tar Heel with 20 points and 10 assists and the first since Kendall Marshall 20 and 10 at Duke in 2012.
- It was the first double-double in points and assists by a Tar Heel since Theo Pinson had 12 points and 11 assists vs. Miami on 2/27/18.
- It was the second time in his career Davis had double-digit assists (12 vs. Marquette in 2022 NCAA Tournament first round). He is the first Tar Heel to have multiple games with 10 or more assists since Pinson.
- Davis set a career high with five steals. He tied his previous high with four in the first half.
- It was the second straight game Davis had at least 20 points, five assists and zero turnovers.
- Davis became the first Tar Heel to score 20 or more in eight straight games since Tyler Hansbrough in 2008-09.
- Davis had as many assists (7) in the first half as CSU had turnovers (7).
- Washington scored a career-high 17 points. It was his third time in double figures as a Tar Heel (13 last year at Virginia, 11 earlier this season vs. UC Riverside). It was also the second time this season Washington hit two three-pointers in a game (also vs. UC Riverside).
- Washington also had a career-best seven rebounds in just 16 minutes. He was 5 for 5 from the floor (2 for 2 3FGs) in the first half.
- Washington finished 7 for 9 from the floor. His previous high for field goals made was five at Virginia last season.
- Trimble tied his career high with 12 points (also vs. Arkansas in November). He was 6 for 10 from the floor (career high for both categories) and grabbed a career-high six rebounds.
- James Okonkwo scored seven points, his first

- points as a Tar Heel (this was his sixth game this season).
- Cadeau scored 13 points, the second game this season he scored in double figures (15 vs. UNI).
- CSU scored 30 of its 60 points from three-point range, but the Tar Heels out-scored the Buccaneers, 52-12, in the paint.
- Carolina's bench scored a season-high 43 points.

GAME 13: UNC 70, @PITTSBURGH 57

UNC	FG: 36.5%	3FG: 5-17	FT: 19-22
PITT	FG: 30.9%	3FG: 5-29	FT: 10-15
UNC	Rebounds: 16-35-51	A/TO: 12/9	
PITT	Rebounds: 14-27-41	A/TO: 6/8	

- Bacot led UNC with 16 points, becoming the seventh Tar Heel to score 2,000 career points (2,003).
- It was the first time in nine games a player other than Davis led UNC in scoring.
- Ingram grabbed a game-high and career-best 15 rebounds (previous was 11 vs. San Jose State on 11/15/2021 while playing for Stanford).
- Ingram scored seven points, his fewest so far as a Tar Heel (2 for 14 FG), but had 15 rebounds, three assists, two blocks, no turnovers and hit a key three-pointer for a nine-point lead with 4:10 to play.
- Carolina out-rebounded Pitt by 10 (51-41).
- The Tar Heels had 16 offensive rebounds, their most to date this season.
- The Tar Heels out-scored the Panthers, 15-1, on second-chance points. The one point was the fewest by an opponent this season.
- Carolina shot a season-low 36.5% from the floor. It was the lowest percentage in a win since shooting 33.3% at Notre Dame late last season.
- Carolina scored 70 points, fewest in a win since beating Notre Dame, 63-59, on 2/22/2023.
- UNC missed its first 10 shots from the floor, the most to begin a game since going 0 for 15 in a home loss to Georgia Tech on 1/4/2020.
- The Tar Heels held the Panthers to 30.9% from the floor, including 26.5% (9 of 34) in the second half. Pitt's 30.9% for the game was the lowest percentage shot by the Panthers to date this season.
- Carolina was 19 for 22 from the free throw line. It was UNC's best percentage (.864) since UNI.



Carolina improved to 42-18 all-time at Clemson and 31-15 in Littlejohn Coliseum with a 65-55 win over the 16th-ranked Tigers. The Tar Heels won for the 17th time in 20 games all-time when both UNC and Clemson were ranked.



HARRISON INGRAM grabbed a career-high 19 rebounds at NC State as UNC improved to 19-6 vs. the Wolfpack at PNC Arena. The 19 rebounds were the most ever by a Tar Heel in 245 games against NC State.

- Bacot had 16 points and 10 rebounds for his 74th career double-double.
- Davis scored 15, ending his streak of 20-point games at eight, longest by a Tar Heel since 2008-09.
- Trimble scored 10 off the bench. It was his second consecutive game scoring in double figures.
- Trimble had six rebounds for the second consecutive game, which tied the career high he set vs. Charleston Southern.
- The Tar Heels snapped a three-game losing streak to Pittsburgh.
- UNC improved to 7-3 against the Panthers in Pittsburgh, including 4-3 in the Petersen Center.

GAME 14: UNC 65, @CLEMSON 55

UNC	FG: 41.7%	3FG: 8-23	FT: 7-12
CLEM	FG: 36.2%	3FG: 1-18	FT: 12-16
UNC	Rebounds: 14-30-44		A/TO: 14/10
CLEM	Rebounds: 9-24-33		A/TO: 6/5

- Carolina allowed fewer than 60 points in consecutive road games for the first time since beating UNCG, 79-56, and Clemson, 74-50, in the 2014-15 season.
- Carolina improved to 4-2 this season against AP-ranked teams.
- Carolina held Clemson to a season-low 55 points.
- The 55 points were the fewest by Clemson in the series since UNC beat the Tigers, 74-50, on 1/5/2015.
- Carolina allowed the fewest points to an AP-ranked opponent since Michigan scored 51 in Chapel Hill on 12/1/21.
- The Tar Heels scored a season low in points (65) for the second game in a row but won both games.
- Carolina held Clemson to 5.6% (1 for 18) from three-point range, the third-lowest three-point percentage by an opponent with a minimum of 10 attempts in UNC history. Arizona shot 4.3% on 1/27/2007, and Texas A&M shot 5.0% on 12/20/2001.
- Carolina made 7 of 12 free throws, the fewest in a road win since making seven at Georgia Tech in Hubert Davis' first ACC game in 2021-22.

- Carolina and Clemson combined for zero fastbreak points. It was the first time Carolina did not score a fastbreak point since defeating Virginia on 2/25/23.
- Carolina shot 58.3% from the free throw line, its lowest percentage since shooting 57.9% against Notre Dame on 1/7/23.
- Bacot's had 16 rebounds, the 25th time he had 15 or more rebounds.
- Wojcik gave Carolina the lead for good with a three-pointer from the left wing with 8:44 to play, which broke a 45-all tie. It was Wojcik's third 3FG of the season and first since the win over Arkansas on November 24.
- Carolina held the Tigers to 32.3% from the floor in the second half. It was the third straight game UNC held the opponents under 40% shooting in the second half.
- The Tar Heels are 42-18 in Clemson, including 31-15 in Littlejohn Coliseum.
- UNC improved to 17-3 vs. Clemson when both teams are ranked in the AP poll.

GAME 15: UNC 67, @NC STATE 54

UNC	FG: 38.7%	3FG: 7-21	FT: 12-20
NCSU	FG: 27.3%	3FG: 2-20	FT: 16-21
UNC	Rebounds: 13-36-49		A/TO: 11/13
NCSU	Rebounds: 13-28-41		A/TO: 9/10

- Carolina won its third straight road game holding the opponents under 60 points in all three, the first time it did that since 1998-99.
- Ingram grabbed a career-high 19 rebounds, most ever by a Tar Heel against NC State (in 245 games). Bacot had 18 twice and Billy Cunningham had 18 in 1965.
- Carolina held the Wolfpack to 54 points, lowest by NC State in the series since a 60-52 Tar Heel victory in Raleigh on 1/28/2001.
- Carolina held NC State to 26 second-half points, the third consecutive road game UNC held an opponent to fewer than 30 points in the second half (29 by Pittsburgh, 21 by Clemson and 26 by NC State).
- NC State shot 27.3% from the floor (18 of 66), lowest by the Pack against the Tar Heels since at least 1954. The previous low in that stretch was 28.3% in the 1998 ACC Tournament quarterfinals, a 73-46 UNC victory (our records don't include NC State's shooting percentages for several games from 1952-54).
- It equaled the sixth-lowest percentage allowed by the Tar Heels in any ACC regular-season or ACC Tournament game.
- It was the lowest field goal percentage by an opponent since UNCA shot 26.5% on 11/23/2021.
- NC State shot the lowest percentage in a first half (.281) and tied the lowest in a second half (.265, also UC Riverside) against UNC this season.
- Carolina shot 38.2% from the floor in the first half and 39.3% in the second. It was the first time since the 2022 ACC quarterfinal against Virginia the Tar Heels shot under 40% from the floor in both halves and won.
- Davis led UNC in scoring for the 11th time in 15 games this season.
- Cadeau had 11 points and six assists. It was his third game scoring in double figures and his most assists since he had 10 against Tennessee.
- Washington had a career-high eight rebounds and was a plus 7, his second-best plus/minus in an ACC game (plus 8 last year vs. Florida State).
- Carolina scored 70 (at Pittsburgh), 65 (at Clemson) and 67 (at NC State) in its last three wins. It is the first time since 2002-03 the Tar Heel scored 70 or fewer points in three consecutive wins.
- Carolina improved to 165-80 all-time against NC State, including 69-48 on the road (19-6 in PNC Arena).
- Including four NCAA Tournament games, UNC is 23-6 in PNC Arena.



ARMANDO BACOT had 16 points and 11 boards in the home win over Syracuse, his 76th career double-double. Bacot became the first Tar Heel ever with 1,500 rebounds.

- The Tar Heels have won 37 of the last 43 games vs. NC State.
- It was the first time in 50 years (since 1/22/1974) and third time ever the Tar Heels and Wolfpack played an ACC game when both teams were 3-0 or better in league play.

GAME 16: @UNC 103, SYRACUSE 67

UNC	FG: 48.1%	3FG: 7-26	FT: 22-27
SYR	FG: 36.5%	3FG: 4-19	FT: 17-21
UNC	Rebounds: 19-34-53		A/TO: 16/14
SYR	Rebounds: 7-23-30		A/TO: 8/17

- Carolina won its sixth in a row, which tied the longest streak under head coach Hubert Davis, longest since 2021-22.
- The 103 points were UNC's most in an ACC game since a 113-96 win over NC State on 2/5/2019.
- RJ Davis made four three-pointers, tied his career high with five steals and scored 22 points, his 10th 20-point game of the season.
- Bacot had 16 points and 11 rebounds, his eighth double-double of the season and 76th of his career. It was Bacot's fourth double-double in his last five games against the Orange.
- Bacot passed the 1,500-rebound mark.
- Ingram also had a double-double with 11 points and 10 rebounds. It was the first time this season two Tar Heels had double-doubles.
- Washington scored in double figures (11) for the third time this season and fourth overall.
- Withers scored 10 points and had six rebounds. It was his first double-figure scoring game since he had 11 vs. UNI.
- Carolina held the Orange to 29.0% from the floor in the first half. It was the third straight half the opponents shot under 30% for a half.
- Carolina led 52-30 at halftime. The 22-point margin was UNC's largest halftime lead in an ACC game since leading Florida State by 38 on 2/12/2022.
- Carolina outrebounded the Orange, 53-30. The margin (+23) was the largest of the season (previous +21 vs. Lehigh and CSU).
- Carolina's 53 rebounds were a season high.
- Carolina's 58 paint points were a season high (previous was 52 vs. Charleston Southern).



JAE'LYN WITHERS had a game-high plus 24 vs. Louisville. He set season highs with 15 points and 10 rebounds as he played for the first time against his former team.

- It was the sixth straight game UNC held its opponents under 70 points.
- Syracuse shot 36.5%, the fifth consecutive opponent to shoot below 40%. The last time Carolina held five consecutive opponents under 40% shooting was the first five games in 2019-20.
- Ryan was a game-high plus 35, the most by a Tar Heel in an ACC game this season.
- Carolina made a season-high 13 steals, most since making 13 in a 38-point win at Wake Forest 2/16/2019.
- Carolina's bench outscored the Syracuse bench, 39-19, UNC's largest margin in an ACC game this season.
- Carolina improved to 17-6 all-time against the Orange, including 7-0 in Chapel Hill (all in the Smith Center).
- The 103 points were the most UNC has scored against Syracuse (previous was 96 in an overtime win on 11/21/87).
- The 36-point margin was Carolina's largest win over the Orange. The previous was 23 twice (87-64 win in Charlotte on 1/8/83 and an 87-64 win in Syracuse on 12/10/83).
- It was the first time UNC played Syracuse without Jim Boeheim as the Orange's head coach since 3/20/1975, an NCAA Tournament game in Providence, R.I. That was the second of 23 times the Tar Heels have played the Orange.

GAME 17: @UNC 86, LOUISVILLE 70

UNC	FG: 48.3%	3FG: 10-22	FT: 18-24
LOU	FG: 49.1%	3FG: 8-18	FT: 6-13
UNC	Rebounds: 12-28-40	A/TO: 19/10	
LOU	Rebounds: 6-22-28	A/TO: 10/13	

- Carolina won its seventh in a row, longest stretch since winning eight straight in 2018-19.
- It was UNC's fifth consecutive ACC win by double digits for the first time since the 2007-08 season.
- Davis led UNC with 21 points and made four three-pointers. It was his third straight game with four. He became the first Tar Heel to make four in three straight games since Brady Manek in 2021-22.
- Davis also had six assists and six rebounds, the

first time in his career he totaled at least 20 points, six rebounds and six assists.

- Bacot passed Lennie Rosenbluth for fourth in UNC all-time scoring
- Bacot had five assists in the first half, which tied his previous season high (also vs. UConn).
- Bacot passed Virginia's Ralph Sampson for fourth all-time in ACC history in rebounds.
- Ryan tied his season high for three-pointers with four. His previous high was four against Kentucky.
- Cadeau made a season-high three steals (all in the first half).
- Ingram made his 100th career three-pointer.
- Withers had season highs in scoring (15) and rebounds (10). It was his first double-double as a Tar Heel and sixth of his career.
- It was UNC's first double-double by a non-starter since Manek against App State in 2021-22.
- Withers was a game-high plus 24. It was the first time he led UNC in plus/minus and was his best of the season.
- Louisville shot 64.0% in the second half, the highest in a half against UNC to date this season.
- Carolina improved to 20-7 vs. the Cardinals, including 11-4 since Louisville began competing in the ACC in 2014-15.
- Carolina has won the last five games in the series.

GAME 18: UNC 76, @BOSTON COLLEGE 66

UNC	FG: 44.6%	3FG: 5-17	FT: 21-26
BC	FG: 34.5%	3FG: 3-17	FT: 25-29
UNC	Rebounds: 10-33-43	A/TO: 15/11	
BC	Rebounds: 5-23-28	A/TO: 9/4	

- Carolina won its eight straight game at BC to improve to 10-1 in Conte Forum.
- It was the first time Carolina defeated an ACC opponent eight straight times on the road since beating Wake Forest in eight straight road games from 1980-87.
- UNC won its eighth straight game for the first time since winning eight straight in 2018-19.
- Carolina has won six consecutive ACC games by double-digits for the first time since doing that in 10 consecutive ACC games in 1992-93.
- It was the sixth time UNC has won six or more consecutive ACC games by double-digits.
- Davis led UNC with 16 points and made two three-pointers, tying the UNC record with his 15th consecutive game with multiple 3FGs. Justin Jackson made multiple threes in 15 straight games in 2016-17.
- Ingram had his fourth double-double as a Tar Heel with 11 points and 13 rebounds.
- Carolina made only four of its first eight free throws but converted 17 of its final 18.
- Boston College was 25 for 29 from the free throw line. It was the first time UNC won when an opponent made 25 free throws since Oregon was 25 for 28 in the 2017 national semifinals in Phoenix.
- Carolina out-rebounded the Eagles, 43-28. It was the seventh straight game UNC had more rebounds.
- Boston College shot 35.7% in the first half and 33.3% in the second. It was the 15th game the opponents shot under 40% in at least one half and the seventh time they shot under 40% in both halves.
- UNC improved to 28-3 in three seasons under Hubert Davis when the opponents shoot under 40%.
- The Tar Heels did not allow a fastbreak point for the second straight game.
- Carolina improved to 23-6 against the Eagles, including five straight wins and 17 wins in the last 18 games.



ELLIOTT CADEAU had back-to-back double scoring efforts for the first time as a Tar Heel when he scored 14 points against Wake Forest and had 16 points and six assists in the win at Florida State.

GAME 19: @UNC 85, WAKE FOREST 64

UNC	FG: 52.5%	3FG: 5-15	FT: 16-22
WF	FG: 35.6%	3FG: 3-20	FT: 19-25
UNC	Rebounds: 6-37-43	A/TO: 8/8	
WF	Rebounds: 4-26-30	A/TO: 3/6	

- Carolina won its ninth straight game, its longest win streak since winning 11 in a row (last six in 2016-17 and first five in 2017-18).
- Carolina improved to 8-0 in the ACC for the first time since 2015-16.
- It was Carolina's seventh straight ACC win by double digits, most since winning 10 straight ACC games by 10 or more points in 1992-93.
- It was the first time Carolina won nine straight games in the same season by 10 or more points since 2008-09, when it did so in the first 13 games.
- Carolina held Wake Forest to 26.7% shooting in the second half, the sixth time this season Carolina held an opponent below 30% shooting in a half.
- Wake Forest shot 35.6% from the floor, including 26.7% in the second half. (UNC improved to 9-1 when the opponents shoot under 40% in a game).
- Carolina trailed at halftime for the sixth time this season.
- It was the eighth straight game Carolina outrebounded the opponents. UNC is plus 113 on the boards in those eight games.
- Carolina scored 15 fastbreak points and held the Deacons to one. The opponents scored one fastbreak point in the last three games (0 by Louisville and Boston College).
- Davis scored a career-high 36 points, the most by a Tar Heel since Brice Johnson had 39 at Florida State on 1/4/2016.
- Davis' 36 points were the third-most ever by a Tar Heel against Wake Forest. Bobby Lewis scored 37 on 2/3/1966 and Charlie Scott scored 43 on 1/17/1970.
- Davis scored 23 points in the second half. Last year, he scored 22 of his season-high 27 points in the second half in the home win against Wake Forest.
- The 36 points were the most by an ACC player

since Miami's Isaiah Wong scored 26 vs. Cornell on 12/7/2022. They were the most in an ACC game since Syracuse's Cole Swider had 36 in the Smith Center vs. UNC on 2/28/2022.

- Davis scored the most points by a Tar Heel in the Smith Center since Tyler Hansbrough scored 39 against Clemson on 2/10/2008.
- Davis' 36 points were the most by a Tar Heel guard since Wayne Ellington scored 36 vs. Clemson on 1/6/2008.
- Davis became the first Tar Heel to score 30 or more points and have zero turnovers since Justin Jackson (34 pts) against Kentucky on 12/17/2016.
- Davis is the first Tar Heel to have at least three career 30-point games since Luke Maye had five and Coby White had three at the conclusion of the 2018-19 season.
- Davis became the first Tar Heel with multiple 30-point games in a season since Garrison Brooks had two in 2019-20.
- Davis made a career-high 14 field goals, the most by a Tar Heel since Luke Maye made 15 at Duke in 2019.
- The 14 field goals were the most by a Tar Heel guard since Joseph Forte made 15 against Florida State on 2/22/2001.
- Davis hit four three pointers to set the UNC record for consecutive games making multiple three pointers at 16. Justin Jackson held the record with 15 straight games in 2016-17.
- Ingram grabbed 14 rebounds, the fifth time in the last seven games he had 10 or more rebounds. Carolina improved to 7-0 when Ingram has 10 or more rebounds.
- Cadeau made a season-high seven field goals and scored 14 points, his ACC season high. It was the fourth game this season he scored in double figures.
- It was Carolina's ninth straight win in Chapel Hill over the Demon Deacons.

GAME 20: UNC 75, @FLORIDA STATE 68

UNC	FG: 41.4%	3FG: 8-21	FT: 19-24
FSU	FG: 43.5%	3FG: 9-20	FT: 5-11
UNC	Rebounds: 16-25-41	A/TO: 11/17	
FSU	Rebounds: 11-21-32	A/TO: 10/14	

- Carolina became the first team to win 750 regular-season ACC games.
- Carolina improved to 9-0 in the ACC for the ninth time, and the first time since starting 11-0 in league play in 2000-01.
- Carolina won its 10th straight game for the first time since winning 11 in a row in 2016-17 (the last six games) and 2017-18 (first five games).
- It was the fifth consecutive ACC road game this season the Tar Heels held the home team under 70 points. It was the longest-such streak since 1982. From 2/11/1980 to 1/23/1982 the Tar Heels allowed fewer than 70 points in 13 consecutive ACC road games.
- Carolina won despite tying its season high with 17 turnovers (in the loss to Kentucky). The Seminoles scored 26 points off those turnovers, the most by an opponent this season (Kentucky scored 19).
- The Tar Heels committed 12 first-half turnovers but only five in the second.
- FSU shot 50.0 from the floor in the first half and only 36.7% in the second. The second half was the 24th time in 40 halves UNC held the opponents under 40% from the floor.
- Carolina outrebounded FSU, 41-32, the ninth straight game UNC outrebounded the opponents (won all nine). The Tar Heels were plus 122 on the boards in those nine games.
- Carolina allowed 70 points or fewer in 10 straight games for the first time since 2006-07.
- Carolina trailed by five at the half (36-41). It was the second consecutive game the Tar Heels trailed after 20 minutes and won.



RJ DAVIS scored a career-high 36 points vs. Wake Forest, the third most ever by UNC vs. the Demon Deacons, and the most by a Tar Heel in the Smith Center in 24 seasons. Davis made a career-high 14 field goals.

- UNC improved to 5-2 this season when trailing at the half.
- Davis scored a game-high 24 points and passed Rick Fox, Billy Cunningham, Brice Johnson and Rashad McCants in career scoring.
- Cadeau scored a season-high 16 points. He had 14 in the previous game vs. Wake Forest, marking the first time he has scored in double figures in consecutive games as a Tar Heel.
- Cadeau made a season-high eight free throws (in nine attempts).
- Ingram had 13 points, 17 rebounds (career-high seven offensive), three steals and one blocked shot. It was the sixth time in the last eight games he had 10 or more rebounds.
- Ryan made three 3FGs, all in the second half. It was the fifth time he made at least three 3FGs this season.
- Bacot had four rebounds, including three defensive. He is the first Tar Heel with 1,000 career defensive rebounds.
- Carolina improved to 55-16 all-time against the Seminoles, including winning four straight and 13 of the last 17 games.
- UNC is 19-8 against FSU in Tallahassee, all at the Tucker Center.

GAME 21: @GEORGIA TECH 74, UNC 73

UNC	FG: 36.4%	3FG: 8-28	FT: 9-17
GT	FG: 41.0%	3FG: 9-20	FT: 15-17
UNC	Rebounds: 22-26-48	A/TO: 17/11	
GT	Rebounds: 10-31-41	A/TO: 10/14	

- Carolina lost for the first time in 11 games. It was also the first time in 11 games an opponent scored more than 70 points.
- It was the first road loss of the season (had won seven consecutive road games back to last year).
- It was the first time UNC lost to an unranked opponent when ranked in the top five (No. 3 in the AP poll) since 11/25/22, a 70-65 loss to Iowa State in Portland Ore.
- It was Carolina's first one-point loss since 2/2/2023, a 65-64 home loss to Pittsburgh.
- Carolina led by 11 points in the first half but the

game was tied at 37 at the break.

- The 11-point lead was UNC's largest in a loss this season (previous nine vs. Villanova).
- Carolina shot season lows from the floor (36.4%) and the free throw line (9 of 17, 52.9%).
- Davis scored a game-high 28 points, but it was the first time this season only one Tar Heel scored in double figures. The last time was against Miami on 1/15/2022.
- It was eighth straight time Davis led UNC in scoring. That matches an eight-game stretch from Villanova through Charleston Southern, which was the longest since Hansbrough led in 13 consecutive games in 2007-08.
- Ingram had 13 rebounds, his fourth consecutive game with 13 or more.
- Cadeau had five assists and was a game-high plus 12 but was whistled for five fouls in the second half and fouled out with 5:49 to play.
- Carolina had a season-high 22 offensive rebounds and converted them into 23 second-chance points. UNC dropped to 12-1 this season when it has more second-chance points.
- Carolina also lost for the first time in 12 games this season when scoring more points off turnovers, for the third time in 17 games when it scored more fastbreak points and the first time in 14 games when scoring more paint points..
- Carolina outrebounded Tech, 48-41. The Tar Heels had won the previous 12 times they outrebounded an opponent.
- The Yellow Jackets blocked eight shots, while UNC blocked none.
- Carolina ended the month of January 8-1.

GAME 22: @UNC 93, DUKE 84

UNC	FG: 50.0%	3FG: 9-24	FT: 18-27
DUKE	FG: 50.7%	3FG: 5-19	FT: 9-11
UNC	Rebounds: 9-26-35	A/TO: 19/5	
DUKE	Rebounds: 7-27-34	A/TO: 8/11	

- Bacot had 25 points, 10 rebounds and five assists, becoming the second Tar Heel and first since Charlie Scott to compile at least 25 points, 10 rebounds and five assists vs. Duke. Scott had 29-13-5 in 1970.
- Bacot recorded his fourth straight double-double against Duke and his fifth overall against the Blue Devils.
- Carolina improved to 25-24 against Duke when both teams are ranked in the AP Top 10. It is the most top-10 matchups between two teams in college basketball history (next most is UNC-NC State with 14).
- It was Carolina's first win as a top-10 team over another top-10 team since third-ranked UNC beat No. 4 Duke on 3/9/2019.
- UNC improved to 5-2 against AP-ranked opponents this season.
- Carolina committed five turnovers, which equaled the fewest in a game under Hubert Davis. UNC also had five against Charleston Southern this season and at Duke on 3/5/22.
- Carolina shot 50% in a game for the fourth time this season. Carolina won its 27th consecutive games when shooting 50% or better.
- Bacot passed Louisville's Wes Unseld and Detroit's Dave DeBusschere for the 20th-most rebounds in NCAA history.
- Bacot scored 20 or more points for the first time since scoring 22 against Tennessee on 11/30/23.
- Bacot was 10 for 13 from the floor. It was the 11th time Bacot has made 10 or more field goals.
- Ingram had a season-high 21 points, 13 rebounds, a career-high five threes and he tied his career high with four steals.
- Ingram joined George Lynch (1993 NCAA East Region final vs. Cincinnati) as the only Tar Heels ever to have at least 20 points, 13 rebounds and



HARRISON INGRAM earned co-ACC Player-of-the-Week honors after his 21-point, 13-rebound, 4-steal performance vs. Duke. He made a career-high five three-pointers.

four steals in a game (and Lynch did not attempt a three-pointer in that game).

- Ingram joined Reggie Bullock as the only Tar Heels with five 3FGs and 13 rebounds in a game (Bullock vs. NC State in 2013). Ingram, Bullock, Brady Manek, Joseph Forte and Cole Anthony are the only Tar Heels to make five threes and have 10 or more rebounds in a game.
- Bacot and Ingram are the first pair of Tar Heels to score 20 points and have 10 rebounds vs. the Blue Devils.
- Ingram scored 20 or more points for the fourth time this season, had at least 10 rebounds for the eighth time in the last 10 games and tied his season high with eight field goals (also vs. UConn).
- Davis had 17 points and five assists. UNC improved to 5-0 this season when Davis has five or more assists.
- Trimble (10 points) scored in double figures for the fifth time this season and sixth time in his career. UNC improved to 6-0 when Trimble scores in double figures.
- Carolina is 144-117 all-time against Duke. UNC has won five of the last eight games vs. the Blue Devils.
- That includes 66-39 in Chapel Hill, including 21-18 in the Smith Center.

GAME 23: CLEMSON 80, @UNC 76

UNC	FG: 36.9%	3FG: 9-27	FT: 19-25
CLEM	FG: 39.7%	3FG: 11-31	FT: 15-20
UNC	Rebounds: 9-34-43	A/TO: 14/6	
CLEM	Rebounds: 11-31-42	A/TO: 14/5	

- It was Carolina's first home loss in 11 games this season.
- It is the first time in a series history that dates back to 1926 that each team won on the other's home court in the same season.
- Carolina lost to Clemson as an AP top-10 team for the first time since 2/18/2001.
- Carolina is 60-2 vs. the Tigers in Chapel Hill, including 29-2 in the Smith Center. The Tigers have won two of the last three games in Chapel Hill (2020 and 2024).

- Carolina did not lead in a game for the first time since losing to Duke in Chapel Hill on 2/5/22.
- UNC shot 36.9% from the floor, its second-lowest shooting percentage of the season. Carolina shot 36.4% in the loss at Georgia Tech.
- Clemson had no second-chance points in the first half but 13 in the second.
- The Tigers shot 31.4% in the second half and 39.7% for the game. It was the first time since Villanova a team shot below 40% from the floor in beating the Tar Heels.
- Clemson made 11 three-pointers, most by an opponent since Florida State made 12 in a losing effort on December 2.
- Clemson went on a 13-0 run to lead 15-2. It equaled the largest run of the season by an opponent (also 13 by Florida State on 12/2/23).
- Clemson led by nine (43-34) at the half, Carolina's largest halftime deficit of the season.
- Carolina trailed by 16 in the first half, the second-largest deficit the Tar Heels have faced this season (UConn led by 17 on December 5).
- The Tar Heels shot 31.4% from the floor in the first half (11 for 35), which matched the second half at Pittsburgh for the lowest percentage in any half this season.
- Clemson's 43 points were the most in the first half since UConn scored 44 on December 5.
- Bacot led UNC with 24 points and 13 rebounds. He made 10 of 11 free throws, tying his career high for made free throws (Tennessee).
- Bacot scored 20 or more points in back-to-back games for the first time since the first three games this season.
- Davis scored 22 points and had five assists and no turnovers. He tied his season high with five 3FGs, the seventh time in his career he made five or more.
- Davis extended his UNC record with games with multiple 3FGs to 20 consecutive games.
- Davis attempted a career-high 12 three-pointers.
- Davis passed Michael Jordan for 15th in UNC scoring.
- It was the second game in a row and fifth time in his career Davis had at least five assists and zero turnovers.
- Bacot and Davis both scored 20 or more points for the third time this season and 10th time overall. It was the first time UNC lost when Bacot and Davis scored 20 or more points.
- Wojcik scored seven points, his most as a Tar Heel, and had a season-high six rebounds. He made his first 3FG since a go-ahead three at Clemson.
- Carolina is 136-24 all-time against the Tigers.

GAME 24: UNC 75, @MIAMI 72

UNC	FG: 40.7%	3FG: 11-31	FT: 16-24
MIAMI	FG: 42.4%	3FG: 6-23	FT: 10-13
UNC	Rebounds: 14-29-43	A/TO: 15/16	
MIAMI	Rebounds: 12-26-38	A/TO: 13/13	

- The win clinched Carolina's 44th winning record on the road in the ACC in 71 seasons.
- Carolina improved to 6-1 on the road this year, all in conference play.
- Carolina made 11 threes, most in ACC play this season and the most since the Tar Heels made 12 vs. Charleston Southern. The Tar Heels attempted a season-high 31 threes.
- The Tar Heels committed 16 turnovers that led to 22 Miami points. They were the second-most turnovers in a win this season (17 at Florida State).
- Bacot played in his 156th game, breaking Leaky Black's all-time UNC record. It was Bacot's 155th start, also a record.
- Bacot passed Lew Alcindor, Jerry Lucas and Mel Counts for eighth in NCAA history with 79 double-doubles.
- Bacot also passed Sam Perkins for third in UNC career scoring and Tim Duncan for third place in



ARMANDO BACOT became the second Tar Heel ever with 25 points, 10 rebounds and five assists in a game vs. Duke.

ACC history in rebounds.

- It was Bacot's 26th career game with 15 or more rebounds, second most by a Tar Heel (Cunningham).
- Bacot blocked two shots and became the first Tar Heel with 2,000 points, 1,500 rebounds, 200 blocks and 100 steals.
- Davis scored a game-high 25 points. It was his eighth 25-point game this season, his 16th 20-point game and the 18th time he led UNC in scoring this season.
- Davis made five three-pointers, the seventh time in his career he made five or more and extended his record for consecutive games making multiple threes to 21.
- Davis passed Joel Berry II for 14th in career scoring and Shammond Williams for third in UNC three-pointers.
- Cadeau scored a season-high 19 points (previous was 16 at Florida State).
- Cadeau hit two three-pointers for the first time this season. They were his first threes in ACC play (his last was on December 29 vs. Charleston Southern).
- Cadeau had eight assists, his most in ACC play and most since he had 10 against Tennessee.
- Cadeau had a season-high four steals.
- The Tar Heels scored a season-low one bench point (free throw by High).
- Carolina played its second straight game without Trimble (upper body injury).
- Carolina held Miami to 26.1% from three (6 of 23). It was the 12th time an opponent shot under 30% from three this season (UNC 11-1).
- The Tar Heels led for 32:30 after not leading at all against Clemson in the previous game.
- The Tar Heels are 27-10 against the Hurricanes, including 20-9 since Miami joined the ACC.
- Carolina is 11-4 at Miami, including 9-4 in the Watsco Center.



ELLIOT CADEAU scored a season-high 19 points and had eight assists in Carolina's 75-72 win at Miami.

GAME 25: @SYRACUSE 86, UNC 79

UNC	FG: 47.5%	3FG: 12-27	FT: 9-11
SYR	FG: 62.5%	3FG: 8-17	FT: 18-25
UNC	Rebounds: 13-18-31	A/TO: 19/11	
SYR	Rebounds: 3-20-23	A/TO: 11/8	

- Syracuse shot 63.0% from the floor in the first half, 61.9% in the second and 62.5% for the game.
- It was the highest percentage by an opponent since Pittsburgh shot 64.5% in an 89-76 Panthers win in Pittsburgh on 2/14/2015.
- It was the second-highest field goal percentage by an opponent since 1985.
- It was the first time an opponent shot 60% from the floor in both halves since Pittsburgh in 2015.
- It was the fifth time in six losses this season UNC allowed 80 or more points.
- The Tar Heels shot 47.5% from the floor, their highest percentage in a loss this season (previous was 47.4% vs. Kentucky).
- UNC had 19 assists on 29 field goals. The 19 assists were a season high in a loss and equaled the second most in any game this season.
- Four Tar Heels scored in double figures. It was the first time UNC lost this season when four or more Tar Heels scored in double figures (had been 14-0).
- Davis led UNC with 19 points and made four three-pointers, the third straight game he made four or more.
- Davis passed Bobby Lewis for 13th in UNC career scoring.
- Ryan made four threes and scored 18 points. He equaled his season high with four 3FGs. The 18 points were the most Ryan scored in an ACC game this season and tied the second most in any game. Ryan did have a season-high five turnovers.
- Ryan's 13 points in the first half equaled his top scoring half this season (also 13 in second half vs. Northern Iowa).
- Bacot had his 80th career double-double to move into a tie for seventh in NCAA history with Drexel's Malik Rose.
- Ingram had 14 points, a game-high 11 rebounds, two assists and three steals. It was the first time in eight games UNC lost this season when Ingram had a double-double.
- Cadeau had an ACC-best nine assists and only one turnover. He had 17 assists in UNC's two-game road


trip at Miami and Syracuse.

- Carolina made 12 of 27 three-pointers. It was only the second time in 16 games this season the Tar Heels lost when making more threes than the opponent (Villanova).
- It was the first time UNC made 10 or more threes and lost since 11/21/2021, when Carolina made 12 and lost to Tennessee.
- The Tar Heels were 9 for 11 from the free throw line. It was only the second time this season the Tar Heels lost when they shot 80% or better from the line, but the 11 attempts were a season low (previous was 12 attempts in the win at Clemson).
- The Tar Heels dropped to 17-7 vs. Syracuse, including 13-4 in ACC play (regular season and Tournament).
- Carolina fell to 12-4 all-time in the JMA Wireless Dome, including 5-3 against Syracuse in the Dome.

GAME 26: @UNC 96, VIRGINIA TECH 81

UNC	FG: 51.5%	3FG: 7-21	FT: 19-23
VT	FG: 41.8%	3FG: 7-26	FT: 18-20
UNC	Rebounds: 14-29-43	A/TO: 18/9	
VT	Rebounds: 8-23-31	A/TO: 13/6	

- UNC's win marked its 64th season with at least 20 wins. It is UNC's third consecutive season with 20 or more wins under head coach Hubert Davis.
- Davis and Bill Guthridge are the only Tar Heel head coaches to win 20 or more in each of their first three seasons.
- UNC scored 90 or more points for the seventh time this season and the 20th time under Hubert Davis. Carolina is 7-0 this season and 19-1 under Davis when scoring 90 or more points.
- UNC shot 51.5% from the floor, the fifth time this season it shot 50% or better. It was the 28th consecutive game UNC won when shooting 50% or higher.
- Carolina shot 56.7% from the floor in the second half, its best in a second half since shooting 61.3% vs. Wake Forest on January 22. Carolina improved to 7-1 this season (loss to Kentucky) when it shot 50% or better in the second half.
- Carolina scored 50 points in the first half. UNC improved to 9-1 when scoring at least 40 points in the first half.
- UNC led by 11 at the half, its largest halftime lead since leading Louisville by 17.
- Carolina outrebounded its opponent (43-31) for the 15th consecutive game. The 12-rebound margin (43-31) marked the 10th time the Tar Heels have outrebounded their opponent by 10 or more. UNC improved to 10-0 this season when outrebounding its opponent by at least 10.
- UNC scored 54 points in the paint, its second-highest total of the season and most since scoring 58 in a 36-point win over Syracuse.
- Carolina had an 11-0 run (6-0 to end the first half and 5-0 to begin the second). It was the 17th time this season UNC had at least one 10-0 run in a game (UNC 14-3 in those games).
- Carolina held Virginia Tech to 41.8% from the floor and 26.9% from three. It was the ninth time in 15 ACC games UNC held an opponent under 30% from three (UNC 9-0).
- Bacot scored a game-high 25 points and grabbed 12 rebounds (four offensive). It was Bacot's 81st career double-double, passing Malik Rose of Drexel for the seventh-most in NCAA history. It was his fifth straight double-double and 13th of the season.
- It Bacot's sixth double-double vs. the Hokies, most against any opponent.
- It was the third time this season and seventh career game (UNC 7-0) Bacot had at least 25 points and 10 rebounds.
- Bacot passed NC State's Ronnie Shavlik for second on the ACC's all-time rebounding list.
- Bacot passed Marvin Barnes (Providence), Shavlik



ARMANDO BACOT scored 25 points and had 12 rebounds, his seventh career 25/10 game and his sixth double-double against Virginia Tech, his most against any team.

and Houston's Elvin Hayes for 14th in NCAA history in rebounds.

- Bacot passed Wake Forest's Len Chappell and Maryland's Greivis Vasquez for 20th in ACC history in scoring.
- Bacot made a season-high 11 field goals, the most since he made 11 against Michigan last season. Bacot's 16 field goal attempts tied his season high and were the most since the season opener vs. Radford.
- Ingram scored 12 points and had 17 rebounds (five offensive). It was his ninth double-double of the season and third in the last five games. He had 11 points and 12 rebounds in the first half.
- It was the fourth time this season and fourth time in ACC play Ingram had 15 or more rebounds.
- Ingram scored his 1,000 career point in the first half. He scored 682 in two seasons at Stanford.
- Davis scored 20 points, hit three 3FGs and led UNC with five assists. It was the 17th time this season Davis scored 20 or more points.
- Davis extended his UNC record for games with multiple three-pointers to 23.
- Davis passed Marcus Paige for 12th in scoring at UNC.
- Davis had five assists for the fourth time in the last five games. Carolina improved to 7-1 this season when Davis has five or more assists.
- Ryan scored 16 points. He made four 3FGs for the second game in a row and fourth time this season.
- This was third straight game and the sixth time in the last seven games Ryan has made multiple threes. He made 18 threes in the last seven games.
- Cadeau was a plus 20 in the first half and finished the game a team-best plus 19.
- Trimble had a season-high four assists, one off his career high.
- UNC is 73-17 against Virginia Tech, including 20-7 since the Hokies joined the ACC.
- Tyler Nickel became the first individual to play against UNC after playing for the Tar Heels since Larry Davis, who played for UNC from 1992-94 before he transferred to South Carolina. Davis played against UNC in Charlotte in December 1996.

GAME 27: UNC 54, @VIRGINIA 44

UNC	FG: 37.0%	3FG: 7-22	FT: 15-19
UVA	FG: 27.6%	3FG: 2-14	FT: 10-15
UNC	Rebounds: 9-34-43	A/TO: 11/10	
UVA	Rebounds: 11-28-39	A/TO: 5/6	

- UNC's 54 points were the fewest in a win since a 54-51 win at Virginia on 2/25/2012.
- Carolina scored 26 points in the first half and 28 in the second. It was the first time UNC scored fewer than 30 points in both halves in a win since the 2012 win at Virginia. They were also the fewest first-half and second-half points UNC has scored this season.
- UNC had lost the previous five times it scored fewer than 60 points.
- Ryan led UNC with 18 points, the first time this season he led UNC in scoring.
- Ryan made a season-high six three-pointers, most by a Tar Heel since Caleb Love made six vs. Clemson last season.
- Ryan made five threes in the first half, the first Tar Heel to make five 3FGs in a half since Love made five in the second half vs. UCLA in the 2022 NCAA Sweet 16 in Philadelphia.
- Ryan scored 15 of UNC's 26 first-half points. It was the first time a Tar Heel outscored the rest of the UNC team in a half since 12/2/23 when RJ Davis did that in the second half vs. UConn.
- Ryan's 18 points matched his season high in an ACC game (two games ago at Syracuse).
- Bacot grabbed a game-high 13 rebounds. It was his sixth straight double-double, the 14th of the season and 82nd of his career.
- Bacot has 1,616 career rebounds. He passed San Francisco's Bill Russell for 13th in NCAA history.
- Ingram had 10 rebounds, the 11th time in 15 games he had double-figure rebounds.
- Davis made a season-low one field goal (a three in the second half). The first half was the first in which Davis didn't score in a half this season.
- Davis' UNC-record streak making multiple threes ended at 23 (eight more games than the previous record). He has made at least one three in each of the 27 games this season.
- Davis scored in double figures for the 24th straight game.
- Davis passed Walter Davis for 11th in UNC career scoring.
- Cadeau had a game-high six assists, one more than Virginia had as a team.
- Washington blocked a career-high four shots, all in the first half.
- Both teams made 16 field goals. It was the first time both teams made that few since Carolina's 51-40 win over The Citadel on 2/1/1980 (UNC made 16, The Citadel 15).
- The last time UNC played an ACC game when both teams made 16 or fewer field goals was 3/4/1966, when UNC and Duke both made seven field goals in a 21-20 Blue Devil win in the ACC Tournament.
- Carolina held the Cavaliers to 27.6% from the floor (16 of 58), the Cavaliers' lowest since 23.4% vs. Wisconsin on 12/4/2013.
- Carolina held UVA to 16.7% from the floor in the first half, lowest by an opponent since Boston College shot 16.7% in Chestnut Hill in the first half on 1/2/22.
- The 16.7% first-half shooting was UVA's lowest since it shot 3 for 22 vs. Florida State on 1/24/2009 (the lowest in the Coach Bennett Era at Virginia).



CORMAC RYAN scored 15 first-half points, just one fewer than the Tar Heels allowed in the period, in the 54-44 win at Virginia.

- After making two of its first three field goal attempt to begin the game, Virginia made one of its next 23 attempts from the floor over a span of 14:18.
- Carolina's 16 field goals were its fewest since it made 16 against Boston College on 1/26/2022 in a home win.
- Virginia's 16 first-half points were the fewest UNC has allowed in a half since the Cavaliers scored 13 in the first half in the 2022 ACC quarterfinal in Brooklyn.
- UNC's 54 points were the fewest in a game this season (previous low was 65 at Clemson) and the fewest under Hubert Davis (previous 57 at Miami in 2022 and at Duke in 2023).
- Virginia's 44 points were the fewest UNC has allowed since UVA's 43 on 3/10/2022 in Brooklyn.
- Carolina blocked a season-high 10 shots, the most since the Tar Heels had 10 in a four-OT loss to Alabama last season.
- Virginia's 16 field goals were the fewest by an opponent since UVA had 16 on 12/8/2019 in a Cavalier win in Charlottesville.
- Virginia missed 13 consecutive field goal attempts in the first half, the most since UC Riverside missed 13 in a row to begin the second half on 11/17/2023.
- Carolina shot 26.1% in the second half, lowest in a half this season and the lowest second-half percentage under Hubert Davis.
- Carolina improved to 45-38 in Charlottesville and 5-8 in John Paul Jones Arena.
- The win snapped an eight-game win streak by the Cavaliers in John Paul Jones Arena (from 2013-23).
- The eight straight games were the most consecutive losses for Carolina at any one arena or at any opponent's home court. The previous high was seven at Duke from 1951-56 (played twice at Duke in the 1951-52 season).

GAME 28: @UNC 75, MIAMI 71

UNC	FG: 44.3%	3FG: 9-26	FT: 12-21
MIAMI	FG: 39.3%	3FG: 14-30	FT: 9-13
UNC	Rebounds: 10-28-38	A/TO: 13/12	
MIAMI	Rebounds: 6-29-35	A/TO: 11/14	

- Davis made a career-high seven three-pointers and scored a career-high 42 points. He was 14 for 22 from the floor, including 7 of 11 from three, was 7 for 9 from the free throw line, had six rebounds, four steals and one assist.
- Davis joined Bobby Lewis (twice), Billy Cunningham (twice), Lennie Rosenbluth (five times), George Glamack, Charlie Scott (three times), Shammond Williams, Kenny Smith, Harrison Barnes and Tyler Hansbrough as the only Tar Heels to score 40 or more in a game.
- The 42 points were the record for any college basketball game in Smith Center history (it was UNC's 562nd regular-season or post-season game in the Smith Center). The previous Smith Center record was 40 by Tyler Hansbrough vs. Georgia Tech on 2/15/2006.
- It equaled the third-most points by a Tar Heel in a regular-season ACC game (most since Shammond Williams had 42 in a double-OT win at Georgia Tech on 2/8/1998).
- It was the most points by a Tar Heel in any game since Williams' 42 at Georgia Tech in 1998.
- It was Davis' 18th 20-point game this season (30th career), his ninth this season with 25 or more (13th career), third this season with 30 or more (fourth career) and first with 40 or more.
- Davis became the first Tar Heel with three 30-point games in a season since Coby White in 2018-19.
- Davis scored 21 points in each half. It was the most first-half points by a Tar Heel since Caleb Love had 21 vs. Marquette in the 2022 NCAA first round and the most second-half points since Davis scored 23 vs. Wake Forest on 1/22/2024.
- It was the third and fourth times this season Davis scored 20 points in a half (23 in the second vs. Wake Forest and 21 in the second vs. Arkansas).
- Davis outscored the rest of the Tar Heels, 42-33. He outscored the rest of the team, 21-16, in the first half and 21-17 in the second.
- Davis grabbed his 500th career rebound. He became the first Tar Heel with at least 1,900 points, 500 rebounds, 300 assists, 200 three-pointers and 100 steals.
- Davis tied Brad Daugherty for 10th in UNC history with 1,912 points.
- Davis' seven three-pointers were the most by a Tar Heel since Cole Anthony made seven at Syracuse on 2/29/2020.
- It was the first time a Tar Heel outscored the rest of the team since 1/29/1983, when Michael Jordan scored a career-high 39 of UNC's 72 points over Georgia Tech in Greensboro. Carolina won that game, 72-65.
- Davis scored 56% of UNC's 75 points. It was the highest percentage of UNC points by one player since George Glamack scored 45 of UNC's 76 points against Clemson on 2/10/1941. Glamack scored 59.2% of UNC's points in that game.
- Davis scored 34 more points than any other Tar Heel, the largest margin from the top scorer to the next in UNC history. Lennie Rosenbluth (45) scored 33 more points than Pete Brennan (12) in UNC's ACC Tournament win over Clemson



RJ DAVIS scored 42 of Carolina's 75 points a four-point victory over Miami. It was the highest percentage of UNC's points since George Glamack vs. Clemson in 1941.

3/7/1957.

- It was the first time the Tar Heels won when only one player scored in double figures since 1/8/2011 when Tyler Zeller scored 12 points in a 62-56 win at Virginia.
- The 42 points were the most by an ACC player since Boston College's Ky Bowman scored 44 against Hartford on 12/31/2018.
- The 42 points were the most in an ACC game since BC's Jerome Robinson scored 46 in a loss at Notre Dame on 2/6/2018.
- The 42 points were the most by a Tar Heel vs. Miami (Hansbrough had 35 on 1/23/2008).
- Bacot had a game-high 12 rebounds. He passed Louisville's Charlie Tyra (1,617) for 11th in NCAA history.
- Bacot also topped the 2,200-point mark, the third Tar Heel to accomplish that.
- Ingram had 10 rebounds (the 12th time in double figures in the last 16 games) and made a career-high five steals.
- Cadeau had a game-high five assists. It was the fourth time in the last five games he had at least five assists.
- It was Hubert Davis' 71st win in his first 100 games as UNC's head coach, the fourth-most wins of any UNC coach in their first 100 games.
- Carolina improved to 14-3 in ACC play for the first time since the league went to 20 regular-season games in 2019-20.
- Carolina shot 57.1% from the free throw line (12 of 21), its second-worst performance from the stripe this season.
- Miami scored 21 points off turnovers, the third time in the last five games an opponent scored 20 or more points off UNC turnovers.
- Carolina outscored Miami, 16-3, in second-chance points, including two free throws by Withers with 2.6 seconds to play after he got an offensive rebound following a missed free throw. Withers' free throws made it a two-possession game.
- Miami made 14 of 30 three-pointers. The 14 threes were the most by an opponent this season

(the most since Alabama made 16 in a four-OT game last season).

- Miami's 14 threes were the most by an opponent in a UNC win since Louisville made 15 on 2/1/2022.
- Carolina held Miami to 39.3% from the floor (the Canes were 10 for 31 on two-point attempts). UNC improved to 11-2 this year when holding the opponents below 40%.

GAME 29: @UNC 79, NC STATE 70

UNC	FG: 47.2%	3FG: 6-16	FT: 23-27
NCSU	FG: 41.7%	3FG: 9-19	FT: 11-16
UNC	Rebounds: 5-29-34	A/TO: 13/8	
NCSU	Rebounds: 9-22-31	A/TO: 9/9	

- The Tar Heels outscored the Wolfpack, 42-25 (+17) in the second half.
- It was UNC's largest second-half scoring margin since the Tar Heels outscored Wake Forest by 22 on Jan. 22.
- Carolina overcame an eight-point halftime deficit. It was the largest halftime deficit in a win this season (previous was six vs. Northern Iowa in November and Florida State on Dec. 2, and the largest since overcoming an eight-point halftime deficit at Notre Dame on 2/22/2023).
- Carolina trailed, 45-37, at the half. It was UNC's largest deficit at the half since Feb. 6 vs. Clemson, when the Tigers led by nine.
- Carolina overcame its largest halftime deficit to win in the Smith Center since beating Florida State, which led by 12 at half on 2/27/2021.
- UNC trailed at halftime for the 10th time this season. The Tar Heels improved to 7-3 when facing a halftime deficit.
- NC State shot 57.6% from the floor and made 7 of 11 3FGs in scoring 45 first-half points, the most in a first half by an opponent his season (UConn scored 44 on Dec. 5).
- In the second half, Carolina held the Pack to 22.2% from the floor (lowest by any opponent in the second half this season), including 2 of 8 from three.
- NC State missed 15 consecutive field goals in the second half. The Wolfpack was the first opponent to miss 15 consecutive field goals since Pittsburgh on 1/5/19.
- It was the seventh time the Tar Heels held an opponent below 30% in a half this season (three of the seven by NC State).
- In the first half, NC State scored 13 points off UNC turnovers. In the second half, the Tar Heels turned the ball over just three times that led to two points. Conversely, UNC scored 10 its 12 second-half points in the second half.
- UNC shot 47.2% from the floor. UNC is 12-2 when shooting better than 45% this season.
- Carolina made 23 free throws, its most since making 25 against Florida State on 12/2/23.
- UNC improved to 9-1 this season when it makes 20 or more free throws and 10-1 when it converts 80% or better from the line.
- Carolina shot 85.2% from the free throw line, its best percentage since shooting 86.4% at Pittsburgh on 1/2/24. It was the fourth time this season UNC has shot at least 85% from the free throw line.
- Carolina outrebounded NC State, 34-31. UNC has outrebounded 18 consecutive opponents, its longest streak since outrebounding 26 consecutive opponents in 2007-08. The Tar Heels are 15-3 in those 18 games.

- Cadeau (15 points) scored in double figures for the seventh time this season. UNC improved to 7-0 in those games.
- Cadeau had a game-high seven assists, the fifth time in the last six games he had five or more assists.
- Ingram tied his career high with eight field goals and scored a season-high 22 points (previous high was 21 vs. Duke). Ingram scored 20 or more points for the fifth time this season and seventh time in his career.
- Bacot (2,216 points) passed Wake Forest's Randolph Childress for 18th on the all-time ACC scoring list.
- Bacot reached 300 rebounds for the third straight season.
- Bacot made four field goals and passed Al Wood for the third-most field goals in UNC history.
- Bacot played in his 161st game, tying Virginia's Kihei Clark for most games played in ACC history.
- Davis scored 14 points, scoring in double figures for the 26th consecutive game, the longest streak by a Tar Heel since Bacot scored in double figures in 28 consecutive games.
- Davis passed Brad Daugherty (1,912) for 10th all-time in scoring at UNC.
- Davis had five assists, including the 400th of his career. UNC improved to 7-1 this year when he has five or more assists.
- Davis became the only Tar Heel with at least 1,900 career points, 500 rebounds, 400 assists, 250 three-pointers and 100 steals.
- Carolina is 82-23 vs. NC State in Chapel Hill, including 31-7 in the Smith Center.
- The Tar Heels have won six in a row in the Smith Center.
- UNC is 38-6 in the last 44 games vs. NC State and 55-13 over the last 32 seasons.

GAME 30: @UNC 84, NOTRE DAME 51

UNC	FG: 45.1%	3FG: 11-29	FT: 9-15
ND	FG: 30.5%	3FG: 5-19	FT: 10-16
UNC	Rebounds: 15-32-47	A/TO: 14/6	
ND	Rebounds: 12-27-39	A/TO: 8/12	

- Carolina clinched at least a share of the regular-season ACC championship, a league-record 33rd title, its first since 2018-19.
- The 33-point win was Carolina's largest since beating Syracuse by 36 on Jan. 17.
- UNC led by 38 points, its largest lead since a 39-point lead over Syracuse on Jan. 17.
- UNC finished the home schedule 14-1.
- Carolina held Notre Dame to 25.0% shooting (7 of 28) in the second half. It was the second game in a row the Tar Heels held the opponent under 30% from the floor in the second half (NC State shot 22.2% on March 2).
- Notre Dame shot 30.5%, the 14th game this season UNC held the opponent below 40%. UNC is 12-2 in those games.
- Carolina is 50-13 in Senior Day/Night games since Dean Smith's first season as head coach in 1961-62.
- Five Tar Heels scored in double figures. UNC is 5-0 when five or more players score in double figures.
- It was the 17th time in 19 games this season UNC led an ACC team by double digits.
- UNC went on a 19-point scoring run in the second half that tied the second-largest run of the season. It was the largest since going on a



CORMAC RYAN scored a career-high 31 points in the win at Duke. It was the second time and with the second team Ryan scored 28 or more points in Cameron Indoor Stadium.

22-0 run against Florida State on 12/2/23.

- It was the 18th time in 31 games UNC had at least one 10-0 run.
- Carolina led by 16 at halftime, its largest halftime lead since Jan. 17 (17 points vs. Louisville).
- UNC outrebounded its opponent for the 19th consecutive game, its longest streak since outrebounding 26 consecutive opponents in 2007-08.
- Notre Dame scored 51 points, the sixth time Carolina held an opponent below 60 points this season.
- Bacot set the all-time ACC record playing in his 162nd game. It was his 161st career start (he has started as many games as any other player ever played in ACC history).
- Davis had 22 points and six assists. It was the 21st time he led (or co-led) UNC in scoring and 14th time he led (or co-led) both teams.
- Davis had his 19th 20-point game this season, most by a Tar Heel since Justin Jackson had 19 in 2016-17.
- Davis made at least one three for the 35th straight game, the third longest streak in UNC history.
- It was Davis' eighth game this season with at least 20 points and five assists.
- Davis was a plus 43, the highest plus/minus by a Tar Heel this season (previous was Davis' plus 36 vs. Charleston Southern).
- Ingram had 14 rebounds, the sixth time since January 1 he had 14 or more. He had his 10th double-double of the season and 15th of his career.
- Bacot made two three-pointers for the first time in his career.
- Bacot passed Georgia Tech's Matt Harpring and Virginia's Ralph Sampson for 16th in ACC career scoring.
- Bacot played in his 72nd home game as a Tar Heel and his 71st in the Smith Center (one in Carmichael Arena).
- Ryan, playing against his former team for the

first time, scored 14, his 16th game in double figures this season.

- Washington hit two threes, his first since at Syracuse (Feb. 13) and seventh and eighth of the season.
- Washington scored in double figures (10) for the fourth time this season, fifth time in his career and first time since Syracuse on Jan. 13.
- Carolina is 30-9 against the Irish, including 10-1 in Chapel Hill (9-1 in the Smith Center).

GAME 31: UNC 84, @DUKE 79

UNC	FG: 50.0%	3FG: 7-15	FT: 15-18
DUKE	FG: 43.3%	3FG: 9-23	FT: 18-24
UNC	Rebounds: 12-27-39	A/TO: 11/13	
DUKE	Rebounds: 8-20-28	A/TO: 10/7	

- Carolina won the ACC outright for the 22nd time (plus 11 seasons sharing the title for 33 total regular-season championships).
- It was Carolina's 17th ACC win, which tied the ACC record for regular-season wins (Virginia was 17-1 in 2017-18).
- In the last 20 years, Carolina has played Duke nine times in the regular-season finale when the Tar Heels needed a victory to finish first (outright or a share) and UNC has won all nine games.
- In 2005, UNC beat Duke to finish one game ahead of Wake Forest; In 2007 and 2019, UNC won to tie Virginia for first; in 2008, 2011 and 2012, UNC won to edge Duke by a game; in 2009 and now 2024, UNC won to finish two games ahead of Duke; and in 2016, UNC won to beat Virginia by a game.
- The last time UNC won a game when neither Armando Bacot nor RJ Davis scored in double figures was 11/9/2022 vs. Loyola Maryland, Hubert Davis' first game as head coach (it was the first game neither scored in double figures since a 76-67 loss to Pittsburgh on 2/16/2022).
- UNC won its 25th game, the 41st 25-win season in Carolina history, the NCAA record.
- Carolina led for 39:43 and did not trail in the game. It was the most UNC led in any game to date this season (previous was 39:11 vs. Tennessee).
- UNC trailed Duke for a combined 16 seconds in the two regular-season games.
- Carolina finished ACC play 8-2 on the road. It was the most road wins for UNC since going 9-0 in 2018-19.
- Carolina led by as many as 15 points three times in the first half (21-6, 27-12 and 30-15).
- It was the 18th time in the 20 ACC games this season the Tar Heels had a double-digit lead.
- UNC outrebounded the Blue Devils, 39-28. It was the 20th consecutive game UNC outrebounded its opponent (17-3 in those games).
- Carolina shot 50% from the floor in both halves and for the game. It was the first time UNC shot 50% in both halves since Charleston Southern on Dec. 29. It is the third time this season (also Radford in the season opener) and the only time in ACC play UNC shot 50% from the floor in both halves.
- Carolina won its 29th in a row when it shot 50% from the floor.
- Ryan scored a career-high 31 points. His previous high was 29 while playing for Notre Dame against Alabama on 3/18/2022 in the NCAA Tournament. His previous high as a Tar Heel this season was 20 against Kentucky.
- Ryan's 31 points were the most by a Tar Heel against Duke since Antawn Jamison scored 35 in



ARMANDO BACOT won at Duke for the third time (2021, 2022 and 2024).

Chapel Hill in 2/5/1998.

- Ryan's 31 points were the most by a Tar Heel at Duke since Hubert Davis scored 35 on 3/8/1992.
- Ryan made six three-pointers, most by a Tar Heel since Brady Manek vs. Duke made six on 2/5/2022 in Chapel Hill.
- Ryan tied the UNC record for three-pointers against Duke (also by Manek, Kenny Williams in 2018 in Chapel Hill and Hubert Davis in 1992).
- It was the most threes by a Tar Heel at Duke since Davis hit six in 1992.
- Ryan was 8 for 12 from the floor, 6 for 8 from three and 9 of 10 from the free throw line.
- Ryan's nine free throws were a career high (previous eight vs. Virginia Tech on 3/10/22).
- Ryan became the seventh Tar Heel to score 30 or more at Duke, joining Lennie Rosenbluth (40 points on 3/1/57), Doug Moe (32 on 2/6/59), Billy Cunningham (31 on 2/23/63), Michael Jordan (32 on 3/5/83), Hubert Davis (35 on 3/8/92) and Luke Maye (30 on 2/20/19).
- Ingram had 14 points and 10 rebounds. It was his 11th double-double of the season (UNC is 10-1 in those games). It was the 14th time in the last 19 games Ingram had 10 or more rebounds.
- Davis had nine points and three assists. It was the first time in 28 games and only the second time this season he didn't score in double figures (eight vs. UNC Riverside on Nov. 17).
- Davis made a three-pointer, his 36th straight game with a three (third-longest streak in UNC history).
- Carolina is 145-117 all-time against Duke.
- The Tar Heels have won six of the last nine games.
- The Tar Heels are 51-56 on the road, including 40-47 in Cameron Indoor Stadium.
- This was the 50th meeting when UNC and Duke are both ranked in the AP top 10. Carolina is 26-24 in those games. No other teams have played that many times as top-10 opponents.
- This was the first time UNC won both regular-season games vs. Duke since 2021.

**GAME 32: UNC 92, FLORIDA STATE 67
ACC QUARTERFINAL, WASHINGTON, D.C.**

UNC	FG: 52.3%	3FG: 8-19	FT: 16-20
FSU	FG: 41.0%	3FG: 4-16	FT: 13-18
UNC	Rebounds: 17-31-48	A/TO: 18/13	
FSU	Rebounds: 7-15-22	A/TO: 10/12	

- Carolina improved to 22-0 as a No. 1 seed in the ACC quarterfinals.
- Carolina improved to 8-0 this season when scoring at least 90 points.
- The Tar Heels shot 52.3% from the floor. UNC has won 30 in a row when shooting 50% from the floor.
- Carolina outrebounded the Seminoles, 48-22, its largest rebound margin (+26) of the season.
- The rebound margin (+26) was UNC's second-largest ever in an ACC Tournament game (+27 vs. Clemson in 1969).
- Carolina scored 23 points off 12 FSU turnovers. The 23 points equaled the most in an ACC game by the Tar Heels this season (also in the 36-point home win over Syracuse).
- Carolina scored a season-high 26 fastbreak points (previous was 23 vs. Oklahoma).
- The Tar Heels went on a 12-0 run in the first half. It was the 19th game this season UNC had at least one 10-0 run.
- Carolina led by double digits for the 19th time in 21 ACC games (regular season and Tournament).
- Carolina's bench scored 29 points, most since the Jan. 17 win over Syracuse.
- Davis led UNC with 18 points, the 22nd time this season he led UNC in scoring.
- Davis made two three-pointers to pass Brady Manek for second place in UNC single-season history with 99 3FGs.
- Davis passed Antawn Jamison for ninth in UNC career scoring.
- Bacot had 14 points and 10 rebounds for his career 83rd double-double. He tied Syracuse's Derrick Coleman and La Salle's Lionel Simmons for fifth in NCAA history with 83.



SETH TRIMBLE tied his career scoring with 12 points in the Tar Heels' ACC Tournament quarterfinal win over Florida State.



ARMANDO BACOT had 19 points, 11 rebounds, three assists, two blocks and a steal in the ACC semifinal win over Pittsburgh.

- Ingram had 10 rebounds, the 17th time this season he had 10 or more (UNC is 15-2 in those games).
- It was the eighth time this season Bacot and Ingram both had 10 or more rebounds (UNC is 7-1 in those games, all of which have come in ACC play).
- Bacot (6) and Ingram (5) combined for 11 offensive rebounds, four more than the Seminoles had as a team.
- Ryan made three 3FGs and set a career-high with 64 threes this season (made 63 while playing for Notre Dame in 2022-23).
- Trimble scored 12 points, tying his career high. UNC improved to 6-0 this season when he scores in double figures.
- Withers scored six points and seven rebounds. He has 12 points and 15 rebounds in the last two games.
- UNC is 6-3 against FSU in the ACC Tournament.

**GAME 33: UNC 72, PITTSBURGH 65
ACC SEMIFINAL, WASHINGTON, D.C.**

- Carolina advanced to the ACC Tournament championship game for the first time since 2018

UNC	FG: 43.3%	3FG: 6-22	FT: 14-19
PITT	FG: 38.5%	3FG: 9-27	FT: 6-6
UNC	Rebounds: 12-32-44	A/TO: 16/9	
PITT	Rebounds: 8-26-34	A/TO: 10/5	

- and a record 36th time in 71 seasons.
- The Tar Heels are 36-18 in the semifinals.
- Carolina trailed by two at halftime and improved to 8-3 this season when trailing at the half.
- Carolina won in the ACC Tournament semifinals for the first time in four tries.
- Carolina held Pittsburgh to 33.3% from the floor in the second half, the 35th time in 66 halves this season the opponents shot under 40%.
- The Panthers shot 38.5% for the game, the 15th time in 33 games UNC held the opponent

below 40% for the game.

- Carolina outrebounded Pitt, 44-34, the 22nd straight game UNC had more rebounds. The Tar Heels went 19-3 in those games.
- After Carolina took an 8-4 lead, Pitt scored 13 consecutive points. That 13-0 run matched the largest run by an opponent this season (also 13 by Florida State on Dec. 2 in Chapel Hill and 13 by Clemson in the Tigers' win in Chapel Hill on Feb. 6).
- Pitt's largest lead was nine points in the first half. That was the largest deficit UNC has overcome to win since NC State led by 10 on March 2.
- The Tar Heel trailed for 16:34, the longest UNC trailed in a win since Florida State led for 19:27 on Dec. 2.
- Davis and Bacot combined to score UNC's final 18 points.
- It was the 20th time Carolina held the opponent to 70 points or fewer 20 times this season and the 16th time under 70.
- It was Hubert Davis' 76th win as UNC's head coach. He is second among UNC coaches in their first three seasons (Bill Guthridge led UNC to 80 wins from 1997-2000).
- RJ Davis scored a game-high 25 points.
- Davis became the eighth Tar Heel ever to score 2,000 points (he has 2,000). He passed Larry Miller (1,982) for eighth in career scoring.
- Davis became the first Tar Heel to score 25 or more in the ACC Tournament since Theo Pinson had 25 vs. Miami in 2018.
- It was the 20th time this season Davis scored 20 or more (most since Tyler Hansbrough had 21 20-point games in 2008-09). It was his 10th 25-point game, most since Hansbrough had 10 in 2008-09.
- It was the sixth time this season Davis scored at least 20 points and did not commit a turnover.
- Davis broke a 62-62 tie with a three-pointer with 4:03 to play. He became the second Tar Heel to make 100 or more 3FGs in a season.
- Bacot had 19 points, 11 rebounds, three assists, two blocks and a steal. It was the 84th double-double of his career, tying Virginia's Ralph Sampson for the second-most double-doubles in ACC history and the fourth-most in NCAA history.
- Bacot passed Virginia Tech's Malcolm Delaney and Maryland's Juan Dixon for 13th in ACC scoring.
- Ingram was the primary defender on Pitt's first-team All-ACC forward Blake Hinson. Ingram helped limit Hinson to two field goals, neither of which was a three-pointer. Hinson came into the game leading the ACC with 3.4 threes per game.
- Ingram had six rebounds, increasing his season total to 303. He and Bacot became the first pair of Tar Heels with 300 rebounds in the same season since John Henson and Tyler Zeller in 2011-12.
- Trimble led Carolina in assists with four, the second time this season (Lehigh on Nov. 12) and second time as a Tar Heel he led UNC in assists.

GAME 34: NC STATE 84, UNC 76
ACC CHAMPIONSHIP, WASHINGTON, D.C.

UNC	FG: 37.3%	3FG: 8-30	FT: 18-23
NCSU	FG: 54.9%	3FG: 6-14	FT: 22-29
UNC	Rebounds: 11-27-38	A/TO: 17/8	
NCSU	Rebounds: 2-31-33	A/TO: 13/10	

- The loss ended Carolina's eight-game winning streak.
- UNC is 108-52 all-time in the ACC Tournament, including 18-18 in the championship game.
- Carolina was playing in its ACC-record 36th championship game.
- Carolina is 4-3 vs. the Wolfpack in the championship game.
- Carolina is 29-12 in the ACC Tournament outside the state of North Carolina, including 6-2 in Capital One Arena.
- Carolina is 53-16 as the No. 1 seed in the ACC Tournament and 2-1 vs. No. 10 seeds.
- The Tar Heels have allowed 80 or more points in each of their last three losses and six of the seven losses this season.
- The Tar Heels shot 37.3% from the floor, their lowest percentage since Feb. 24, when they shot 32.0% in a win at Virginia.
- Carolina missed 12 consecutive field goal attempts late in the game, the most in any game this season.
- Carolina dropped to 3-3 this season when it shot under 30% for the game.
- Carolina shot 50% from the floor in the first half but only 28.2% in the second half, its second-lowest percentage in a half this season (26.1% in the second half in the win at Virginia).
- Carolina was 8 for 30 from three. The 30 attempts were the second most this season (31 at Miami).
- UNC shot 26.7% from three, its lowest percentage since shooting 22.7% (5 of 22) in the Dec. 2 win over Florida State.
- Carolina scored only 22 points in the paint, its third fewest this season (18 at Virginia and 20 vs. Northern Iowa).
- NC State was 22 for 29 from the free throw line. It was the third time this season an opponent made 20 or more free throws (Villanova was 32 for 36 and Boston College was 25 for 29).
- NC State shot 58.6% from the floor in the first half, 50% in the second and 54.9% for the game.
- It was the third time this season an opponent shot 50% in both halves. The others were in UNC's win over Tennessee and a loss at Syracuse.
- NC State's field goal percentage (.549) was the third highest by an opponent this season (62.5% by the Orange at Syracuse and 55.6% by Tennessee.)
- Davis (30) and Bacot (18) scored 48 of UNC's 76 points, including 27 of the 36 second-half points.
- Bacot and Davis were selected first-team All-Tournament. Bacot was first team in 2021 and second team in 2022. Davis was second team in 2023.
- Davis was the first Tar Heel to score 30 in an ACC Tournament game since Harrison Barnes scored 40 vs. Clemson in 2011.
- The 30 points were the most by a Tar Heel in the championship game since Charlie Scott's 40 vs. Duke in 1969. Davis' 30 are the fourth most by a Tar Heel in a title game – Miller's 40, Len-

- nie Rosenbluth scored 38 vs. South Carolina in 1957 and Larry Miller had 32 vs. Duke in 1967.
- Davis is the first Tar Heel with four 30-point games in a season since Antawn Jamison in 1997-98.
- Davis made four three-pointers and broke the single-season UNC record for threes with 106. Justin Jackson made 105 in 2016-17.
- It was Davis' 21st 20-point game (most since Tyler Hansbrough did it 21 times in 2008-09) and his 11th 25-point game.
- Davis has 726 points this season, the 13th time a Tar Heel has scored 700 or more and the first since Jackson scored 731 in 2016-17.
- It was the 39th straight game Davis made a three (third-longest streak in UNC history) and the 30th time in 34 games he made two or more.
- Davis was 10 for 26 from the floor. It was a career-high 26 attempts and the fourth time (all four this season) he made 10 or more.
- Davis has 2,030 career points. He passed Charlie Scott (2,007) and Al Wood (2,015) to move into sixth place in UNC career scoring.
- Davis has the second-most career points by a Tar Heel guard behind Phil Ford's 2,290.
- Davis has 267-pointers. He passed Joel Berry II (266) for second.
- Bacot had 18 points and 12 rebounds for his 17th double-double of the season (UNC 13-4), the 85th of his career and eighth in an ACC Tournament game.
- Bacot passed Virginia's Ralph Sampson for second in ACC history and fourth in NCAA history with 85 double-doubles.
- Bacot passed three players to move into ninth in NCAA history in rebounds.
- Bacot tied Wake Forest's Tim Duncan and Duke's Carroll Youngkin with his eighth ACC Tournament double-double.
- Bacot is the first player with three straight double-doubles in one ACC Tournament since Tar Heel John Henson in 2011.
- Bacot tied Ford for second in UNC career scoring with 2,290 points.
- Ingram was the third Tar Heel to score in double figures (10). He made all three of his field goals from three-point range, the ninth time this season he made three or more.
- Cadeau had a game-high eight assists, the fourth time this season he had eight or more.
- Carolina is 166-81 against the Wolfpack, 12-5 in the ACC Tournament.
- DJ Horne's 29 points were the most against UNC in the ACC Tournament since Duke's Zion Williamson scored 31 in the 2019 semifinal in Charlotte.
- Horne's 29 points were the most against UNC in a championship game since Duke's William Avery scored 29 in the Blue Devils' win in 1999 in Charlotte. Only Wake Forest's Randolph Childress (37 in 1995) scored more in a championship game.
- Horne's 29 points were the most by a Wolfpack player in 17 ACC Tournament games vs. UNC (previous high was 28 by Brandon Costner in Carolina's 2007 championship game victory in Tampa).



RJ DAVIS scored 30 points in the ACC championship game, the most by a Tar Heel in the finals since Charlie Scott's 40-point game vs. Duke in 1968.



2023-24 GAME-BY-GAME TEAM STATS



	PTS	FG	FG%	1st	2nd	3FG	3FG%	FT	FT%	O-D-REB	PF	A	TO	B	ST	OT FG%
Carolina, W	86	32-61	.525	.552	.500	7-20	.350	15-23	.652	12-25-37	11	18	11	5	4	
Radford	70	28-66	.424	.500	.344	5-21	.238	9-10	.900	11-23-34	21	5	12	3	8	
Carolina, W	90	31-67	.463	.444	.484	5-17	.294	23-28	.821	15-37-52	8	11	10	3	9	
Lehigh	68	26-71	.366	.343	.389	13-33	.394	3-4	.750	8-23-31	22	15	11	3	7	
Carolina, W	77	28-61	.459	.412	.519	6-21	.286	15-21	.714	10-27-37	13	14	9	8	9	
UC Riverside	52	19-62	.306	.333	.281	9-30	.300	5-9	.556	14-24-38	20	15	17	1	7	
Carolina, W	91	26-61	.426	.333	.500	12-26	.462	27-31	.871	12-24-36	18	14	9	9	4	
vs. Northern Iowa	69	24-53	.453	.600	.321	6-17	.353	15-22	.682	7-26-33	22	12	17	1	6	
Carolina, L (OT)	81	28-65	.431	.444	.355	9-24	.375	16-23	.696	13-30-43	30	13	13	4	3	.714
vs. Villanova	83	23-60	.383	.360	.367	5-22	.227	32-36	.889	11-27-38	22	5	9	1	4	.600
Carolina, W	87	28-57	.491	.393	.586	6-14	.429	25-35	.714	13-25-38	24	11	10	0	3	
vs. Arkansas	72	26-55	.473	.538	.414	5-17	.294	15-20	.750	6-21-27	27	6	12	6	4	
Carolina, W	100	28-61	.459	.576	.321	12-28	.429	32-38	.842	12-22-34	18	19	9	1	6	
vs. Tennessee	92	35-63	.556	.533	.576	9-28	.321	13-16	.813	7-24-31	24	13	12	7	5	
Carolina, W	78	24-57	.421	.367	.481	5-22	.227	25-31	.806	11-28-39	13	13	13	8	7	
vs. Florida State	70	27-67	.403	.394	.412	12-28	.429	4-8	.500	9-21-30	19	12	12	3	8	
Carolina, L	76	28-63	.444	.519	.389	7-20	.350	13-22	.591	10-23-33	13	18	7	1	3	
vs. UConn	87	34-66	.515	.486	.548	10-31	.323	9-16	.563	11-32-43	18	25	8	4	5	
Carolina, L	83	27-57	.474	.419	.538	8-24	.333	21-27	.778	6-26-32	22	12	17	5	7	
vs. Kentucky	87	30-72	.417	.350	.500	8-23	.348	19-26	.731	18-24-42	20	15	14	9	7	
Carolina, W	81	26-60	.433	.406	.464	9-22	.409	20-26	.769	7-27-34	18	9	9	6	10	
vs. Oklahoma	69	23-57	.404	.323	.500	7-23	.304	16-24	.667	11-30-41	20	6	18	2	3	
Carolina, W	105	41-73	.562	.513	.618	11-26	.423	12-14	.857	13-33-46	8	20	5	7	9	
Charleston Southern	60	21-63	.333	.367	.303	10-25	.400	8-9	.889	6-19-25	13	12	12	2	1	
Carolina, W	70	23-63	.365	.314	.429	5-17	.294	19-22	.864	16-35-51	19	12	9	7	5	
at Pittsburgh	57	21-68	.309	.353	.265	5-29	.172	10-15	.667	14-27-41	19	6	8	8	5	
Carolina, W	65	25-60	.417	.469	.357	8-23	.348	7-12	.583	14-30-44	16	14	10	3	3	
at Clemson	55	21-58	.362	.407	.323	1-18	.056	12-16	.750	9-24-33	14	6	5	9	7	
Carolina, W	67	24-62	.387	.382	.393	7-21	.333	12-20	.600	13-36-49	15	11	13	4	5	
at NC State	54	18-66	.273	.281	.265	2-20	.100	16-21	.762	13-28-41	18	9	10	5	7	
Carolina, W	103	37-77	.481	.514	.450	7-26	.269	22-27	.815	19-34-53	15	16	14	4	13	
Syracuse	67	23-63	.365	.290	.438	4-19	.211	17-21	.810	7-23-30	18	8	17	4	7	
Carolina, W	86	29-60	.483	.500	.462	10-22	.455	18-24	.750	12-28-40	13	19	10	4	7	
Louisville	70	28-57	.491	.375	.640	8-18	.444	6-13	.462	6-22-28	19	10	13	1	4	
Carolina, W	76	25-56	.446	.522	.394	5-17	.294	21-26	.808	10-33-43	26	15	11	5	3	
at Boston College	66	19-55	.345	.357	.333	3-17	.176	25-29	.862	5-23-28	20	9	4	1	4	
Carolina, W	85	32-61	.525	.433	.613	5-15	.333	16-22	.727	6-37-43	20	8	8	7	2	
Wake Forest	64	21-59	.356	.448	.267	3-20	.150	19-25	.760	4-26-30	16	3	6	3	3	
Carolina, W	75	24-58	.414	.393	.433	8-21	.381	19-24	.792	16-25-41	16	11	17	2	5	
at Florida State	68	27-62	.435	.500	.367	9-20	.450	5-11	.455	11-21-32	22	10	14	4	11	
Carolina, L	73	28-77	.364	.400	.333	8-28	.286	9-17	.529	22-26-48	16	17	11	0	8	
at Georgia Tech	74	25-61	.410	.424	.393	9-20	.450	15-17	.882	10-31-41	17	10	14	8	4	
Carolina, W	93	33-66	.500	.514	.484	9-24	.375	18-27	.720	9-26-35	12	19	5	3	9	
Duke	84	35-69	.507	.471	.543	5-19	.263	9-11	.818	7-27-34	18	8	11	3	4	
Carolina, L	76	24-65	.369	.314	.433	9-27	.333	19-25	.760	9-34-43	20	14	6	1	4	
Clemson	80	27-68	.397	.485	.314	11-31	.355	15-20	.750	11-31-42	20	14	5	1	3	
Carolina, W	75	24-59	.407	.424	.385	11-31	.355	16-24	.667	14-29-43	19	15	16	5	8	
at Miami	72	28-66	.424	.484	.371	6-23	.261	10-13	.769	12-26-38	17	13	13	5	10	
Carolina, L	79	29-61	.475	.556	.412	12-27	.444	9-11	.818	13-18-31	20	19	11	1	4	
at Syracuse	86	30-48	.625	.630	.619	8-17	.471	18-25	.720	3-20-23	11	11	8	1	10	
Carolina, W	96	35-68	.515	.474	.567	7-21	.333	19-23	.826	14-29-43	18	18	9	5	4	
Virginia Tech	81	28-67	.418	.412	.424	7-26	.269	18-20	.900	8-23-31	19	13	6	3	5	
Carolina, W	54	16-50	.320	.370	.261	7-22	.318	15-19	.789	9-34-43	18	11	10	10	2	
at Virginia	44	16-58	.276	.167	.393	2-14	.143	10-15	.667	11-28-39	17	5	6	7	5	
Carolina, W	75	27-61	.443	.469	.414	9-26	.346	12-21	.571	10-28-38	17	13	12	3	10	
Miami	71	24-61	.393	.375	.414	14-30	.467	9-13	.692	6-29-35	21	11	14	1	8	
Carolina, W	79	25-53	.472	.542	.414	6-16	.375	23-27	.852	5-29-34	13	13	8	2	4	
NC State	70	25-60	.417	.576	.222	9-19	.474	11-16	.688	9-22-31	21	9	9	3	3	
Carolina, W	84	32-71	.451	.516	.400	11-29	.379	9-15	.600	15-32-47	16	14	6	6	6	
Notre Dame	51	18-59	.305	.355	.250	5-19	.263	10-16	.625	12-27-39	17	8	12	4	2	
Carolina, W	84	31-62	.500	.500	.500	7-15	.467	15-18	.833	12-27-39	17	11	13	3	6	
at Duke	79	26-60	.433	.367	.500	9-23	.391	18-24	.750	8-20-28	16	10	7	6	6	
Carolina, W (ACC)	92	34-65	.523	.516	.529	8-19	.421	16-20	.800	17-31-48	13	18	13	3	6	
vs. Florida State	67	25-61	.410	.414	.406	4-16	.250	13-18	.722	7-15-22	17	10				



2023-24 SINGLE-GAME HIGHS/LOWS



CAROLINA	High	Low
Field Goals	41 vs. Charleston Southern	16 at Virginia
Field Goal Attempts	77 vs. Syracuse (H), at Georgia Tech	50 at Virginia
FG Percentage	.562 vs. Charleston Southern (41x73)	.320 at Virginia (16x50)
FG Percentage in First Half	.556 at Syracuse (15x27)	.314 at Pittsburgh (11x35), vs. Clemson (11x35)
FG Percentage in Second Half	.616 vs. Charleston Southern (21x34)	.261 at Virginia (6x23)
FG Percentage in Overtime	.714 vs. Villanova (5x7)	
3-Point Field Goals	12 vs. Northern Iowa, Tennessee, at Syracuse	5 five times, latest: vs. Wake Forest
3-Point Attempts	31 at Miami	14 vs. Arkansas
3-Point Percentage (min. 10 att.)	.467 at Duke (7x15)	.227 vs. Florida State (H) (5x22)
Free Throws Made	32 vs. Tennessee	7 at Clemson
Free Throw Attempts	38 vs. Tennessee	11 at Syracuse
FT Pct. (min. 10 att.)	.871 vs. Northern Iowa (27x31)	.529 at Georgia Tech (9x17)
Offensive Rebounds	22 at Georgia Tech	5 vs. NC State (H)
Defensive Rebounds	37 vs. Lehigh, Wake Forest	18 at Syracuse
Total Rebounds	53 vs. Syracuse (H)	31 at Syracuse
Rebound Margin	+26 (48-22) vs. Florida State (ACC)	-10 vs. UConn (33-43), vs. Kentucky (32-42)
Assists	20 vs. Charleston Southern	8 vs. Wake Forest
Turnovers	17 vs. Kentucky, at Florida State	5 vs. Charleston Southern, Duke (H)
Blocked Shots	10 at Virginia	0 vs. Arkansas, at Georgia Tech
Steals	13 vs. Syracuse (H)	2 vs. Wake Forest, at Virginia
Points	105 vs. Charleston Southern	54 at Virginia
Points in a First Half	61 vs. Tennessee	26 at Virginia
Points in a Second Half	56 vs. Northern Iowa	28 at Virginia
Points in Overtime	13 vs. Villanova	
Scoring Margin	+45 vs. Charleston Southern	-11 vs. UConn (76-87)
OPPONENTS		
Field Goals	35 by Tennessee, Duke (H)	16 at Virginia
Field Goal Attempts	72 by Kentucky	48 at Syracuse
FG Percentage	.625 at Syracuse (30x48)	.273 at NC State (18x66)
FG Percentage in First Half	.630 at Syracuse (17x27)	.167 at Virginia (5x30)
FG Percentage in Second Half	.640 by Louisville (16x25)	.222 by NC State (H) (6x27)
FG Percentage in Overtime	.600 by Villanova (3x5)	
3-Point Field Goals	14 by Miami (H)	1 at Clemson
3-Point Attempts	33 by Lehigh	14 at Virginia, by NC State (ACC)
3-Point Percentage (min. 10 attempts)	.474 by NC State (H) (9x19)	.056 at Clemson (1x18)
Free Throws Made	32 by Villanova	3 by Lehigh
Free Throw Attempts	36 by Villanova	4 by Lehigh
FT Pct. (min. 10 att.)	.900 by Virginia Tech (18x20), Radford (9x10)	.455 at Florida State (5x11)
Offensive Rebounds	18 by Kentucky	2 by NC State (ACC)
Defensive Rebounds	32 by UConn	15 by Florida State (ACC)
Total Rebounds	43 by UConn	22 by Florida State (ACC)
Assists	25 by UConn	3 by Wake Forest
Turnovers	18 by Oklahoma	4 at Boston College
Blocked Shots	9 by Kentucky, at Clemson	1 eight times, latest: by Miami (H)
Steals	11 at Florida State	1 by Charleston Southern
Points	92 by Tennessee	44 at Virginia
Points in a First Half	44 by UConn	16 at Virginia
Points in a Second Half	53 by Tennessee	21 at Clemson
Points in Overtime	15 by Villanova	
INDIVIDUAL BESTS		
Points	42 by RJ Davis vs. Miami (H)	37 by Dalton Knecht, Tennessee
Field Goals	14 by RJ Davis vs. Wake Forest, vs. Miami (H)	13 by Tramon Mark, Arkansas; Dalton Knecht, Tennessee
Field Goal Attempts	26 by RJ Davis vs. NC State (ACC)	20 by PJ Hall, Clemson (H)
Field Goal Percentage (min. 10 att.)	.688 by Armando Bacot vs. Virginia Tech (11x16)	.765 by Tramon Mark, Arkansas (13x17); Dalton Knecht, Tennessee (13x17)
3-Point Field Goals	7 by RJ Davis vs. Miami (H)	5 by A'Iahn Sumner, Charleston Southern; Joseph Girard, Clemson (H); Bensley Joseph, Miami (H); Jayden Taylor, by NC State (H)
3-Field Goal Attempts	13 by RJ Davis vs. NC State (ACC)	11 by Blake Hinson at Pittsburgh
3-Point Field Goal Pct (min. 5 made)	.750 by Cormac Ryan at Duke (6x8)	.714 by Jayden Taylor, NC State (H) (5x7)
Free Throws Made	10 by RJ Davis vs. Arkansas	10 by Otega Owhe, Oklahoma
Free Throw Attempts	10 by Armando Bacot vs. Tennessee, Clemson (H)	
Free Throw Percentage (min. 5 made)	1.000 by RJ Davis vs. Arkansas (10x10)	11 by Eric Dixon, Villanova; Otega Owhe, Oklahoma; Judah Mintz at Syracuse; DJ Horne, NC State (ACC)
Offensive Rebounds	7 by Harrison Ingram at Florida State	6 by Jordan Minor at Virginia
Defensive Rebounds	14 by Armando Bacot vs. Lehigh	13 by Mohamed Diarra, NC State (ACC)
Total Rebounds	14 by Harrison Ingram at NC State, vs. Wake Forest	
Assists	20 by Armando Bacot vs. Lehigh	14 by Mohamed Diarra, NC State (ACC)
Turnovers	10 by Elliot Cadeau vs. Tennessee	7 by Zakai Zeigler, Tennessee
	10 by RJ Davis vs. Charleston Southern	7 by D.J. Burns Jr., NC State (ACC)
	6 by Armando Bacot vs. Kentucky	6 by Isaiah Moses, by UC Riverside; Quadir Copeland, Syracuse (H); Jamir Watkins at Florida State
Blocked Shots	6 by Armando Bacot vs. Florida State (H)	4 by Adou Thiero, Kentucky; Guillermo Diaz Graham, at Pittsburgh; Ian Schieffelin at Clemson
Steals	5 by RJ Davis vs. Char. Southern, Syracuse (H)	5 Ian Schieffelin at Clemson
	5 by Harrison Ingram vs. Miami (H)	
Minutes Played in 40-Minute Game	40:00 by Harrison Ingram vs. Arkansas	40:00 by Judah Mintz & JJ Starling at Syracuse; Matthew Cleveland, Miami (H); Tyrese Proctor at Duke; Carlton Carrington, Pittsburgh (ACC)
	40:00 by Cormac Ryan at Syracuse	
Minutes Played in an Overtime Game	40:46 by RJ Davis vs. Villanova	36:47 by Eric Dixon, Villanova



HUBERT DAVIS ERA HIGHS & LOWS



CAROLINA	High	Low
Field Goals	41 vs. Charleston Southern (12/29/23)	16 vs. Boston College (H) (1/26/22), at Virginia (2/24/24)
Field Goal Attempts	91 vs. Alabama (11/27/22, 4 OT)	48 vs. UNCW (11/7/22)
FG Percentage	.603 vs. Charleston (35x58) (11/11/22)	.291 vs. Boston College (H) (16x55) (1/26/22)
FG Percentage in First Half	.742 vs. Florida State (23x31) (2/12/22)	.185 at Notre Dame (5x27) (2/22/23)
FG Percentage in Second Half	.714 vs. Charleston (20x28) (11/11/22)	.261 at Virginia (2/24/24)
3-Point Field Goals	15 vs. NC State (1/29/22), vs. The Citadel (12/13/22) vs. Clemson (2/11/23)	1 vs. Kentucky (12/18/21)
3-Point Attempts	36 vs. Syracuse (UNC record) (2/28/22)	10 vs. UNCW (11/7/22)
3-Point Percentage (min. 10 att.)	.588 at Georgia Tech (10x17) (12/5/21)	.077 vs. Kentucky (1x13) (12/18/21)
Free Throws Made	36 vs. NC State (1/21/23)	2 vs. Michigan (12/1/21), at Duke (2/4/23)
Free Throw Attempts	39 vs. NC State (1/21/23)	3 vs. Michigan (12/1/21), at Duke (2/4/23)
FT Pct. (min. 10 att.)	.923 vs. NC State (36x39) (1/21/23)	.529 at Georgia Tech (9x17) (1/30/24)
Offensive Rebounds	24 vs. Kansas (4/4/22)	3 vs. Virginia (H) (2x25/23)
Defensive Rebounds	42 at Charleston (11/16/21)	18 vs. Duke (H) (2/5/22), Pitt (2/16/22), at Syracuse (2/13/24)
Total Rebounds	55 vs. Kansas (4/4/22)	24 vs. Duke (H) (2/5/22)
Rebound Margin	+26 (48-22) vs. Florida State (ACC)	-18 vs. Kentucky (26-44) (12/18/21)
Assists	29 vs. Marquette (3/17/22)	4 vs. UNCW (11/7/22)
Turnovers	21 vs. Baylor (3/19/22)	5 at Duke (3/5/22), vs. Charleston Southern (12/29/23) vs. Duke (2/3/24)
Blocked Shots	10 vs. Alabama (11/27/22, 4 OT), at Virginia (2/24/24)	0 vs. Arkansas (11/24/23), at Georgia Tech (1/30/24)
Steals	13 vs. Syracuse (1/13/24)	1 four times, latest: vs. Virginia (H) (2/25/23)
Points	105 vs. Charleston Southern (12/29/23)	54 at Virginia (2/24/24)
Points in a First Half	62 vs. Florida State (2/12/22)	19 at Notre Dame (2/22/23)
Points in a Second Half	60 at Wake Forest (2/7/23)	25 vs. Boston College (1/26/22), at Duke (2/4/23)
Points in Overtime	24 vs. Alabama (11/27/22, 4 OT, 4-8-7-5)	10 vs. Ohio State (12/7/22)
Scoring Margin	+45 vs. Charleston Southern (105-60) (12/29/23)	-29 vs. Kentucky (69-98) (12/18/21)
OPPONENTS	High	Low
Field Goals	39 by Kentucky (12/18/21)	16 at Virginia (2/24/24)
Field Goal Attempts	90 by Alabama (11/27/22, 4 OT)	47 by Pittsburgh (2/16/22)
FG Percentage	.625 at Syracuse (2/13/24)	.265 by UNC Asheville (18x68) (11/23/21)
FG Percentage in First Half	.630 at Syracuse (2/13/24)	.167 at Boston College (6x36) (1/2/22)
FG Percentage in Second Half	.667 by Kentucky (24x36) (12/18/21)	.167 at Virginia (5x30) (2/24/24)
3-Point Field Goals	16 by Alabama (11/27/22, 4 OT)	.214 by Boston College (6x28) (H) (1/6/22)
3-Point Attempts	38 by Alabama (11/27/22, 4 OT)	0 by Boston College (1/17/23)
3-Point Percentage (min. 10 attempts)	.588 by Pittsburgh (10x17) (2/16/22)	6 by Boston College (1/17/23)
Free Throws Made	33 at Wake Forest (2/7/23)	.056 at Clemson (1x18) (1/6/24)
Free Throw Attempts	42 at Wake Forest (2/7/23)	1 by The Citadel (12/13/22)
FT Pct. (min. 10 att.)	1.000 by NC State (12x12) (1/21/23)	3 by Furman (12/14/21), at Syracuse (1/24/23)
Offensive Rebounds	21 by Alabama (11/27/22, 4 OT)	.455 at Florida State (5x11) (1/27/24)
Defensive Rebounds	37 by Alabama (11/27/22, 4 OT)	1 by Georgia Tech (12/10/22)
Total Rebounds	58 by Alabama (11/27/22, 4 OT)	14 by UNC Asheville (11/23/21)
Assists	28 by Tennessee (11/21/21)	21 at Georgia Tech (12/5/21)
Turnovers	22 by Alabama (11/27/22, 4 OT)	3 by UNCW (11/7/22), Wake Forest (1/22/24)
Blocked Shots	11 at Duke (2/4/23)	2 at NC State (2/19/23)
Steals	12 at Charleston (11/16/21)	0 three times
Points	103 by Alabama (11/27/22, 4 OT)	1 by Charleston Southern (12/29/23)
Points in a First Half	50 by Brown (11/12/21), Charleston (11/11/22)	43 by Virginia (ACC) (3/10/22)
Points in a Second Half	58 by Kentucky (12/18/21)	13 by Virginia (ACC) (3/10/22)
Points in Overtime	26 by Alabama (11/27/22, 4 OT, 4-8-7-7)	16 by Boston College (H) (1/26/22)
		5 by Ohio State (12/17/22)
INDIVIDUAL BESTS	NORTH CAROLINA	OPPONENTS
Points	42 by RJ Davis vs. Miami (2/26/24)	37 by Dalton Knecht, Tennessee (11/29/23)
Field Goals	14 by RJ Davis vs. Wake Forest (1/22/24), vs. Miami (2/26/24)	14 by Cole Swider, Syracuse (2/28/22)
Field Goal Attempts	36 by Caleb Love vs. Alabama (11/27/22, 4 OT)	14 by Jamarius Burton at Pittsburgh (12/30/22)
Field Goal Percentage (min. 10 att.)	.909 by Armando Bacot vs. Brown (10x11) (11/12/21)	26 by Paolo Banchoero at Duke (3/5/22)
3-Point Field Goals	7 by RJ Davis vs. Miami (2/26/24)	26 by Jahvon Quinerly, Alabama (11/27/22, 4 OT)
3-Field Goal Attempts	13 by Caleb Love vs. Marquette (3/17/22), UCLA (3/25/22), Ohio State (12/17/22); by RJ Davis vs. NC State (3/16/24)	.824 by Jamarius Burton at Pittsburgh (12/30/22) (14x17)
3-Point Field Goal Pct (min. 5 made)	.750 by Caleb Love vs. Florida State (6x8) (2/12/22)	7 by Cole Swider, Syracuse (2/28/22)
Free Throws Made	.750 by Cormac Ryan at Duke (6x8) (3/9/24)	7 by Caleb Grill, Iowa State (11/25/22)
Free Throw Attempts	14 by RJ Davis vs. NC State (1/21/23)	7 by Mark Sears, Alabama (11/27/22, 4 OT)
Free Throw Percentage (min. 5 made)	15 by Armando Bacot vs. Baylor (3/19/22)	
Offensive Rebounds	15 by Bacot vs. Pittsburgh (H) (2/1/23)	23 by Tyree Appleby at Wake Forest (2/7/23)
Defensive Rebounds	1.000 by RJ Davis vs. NC State (14x14) (1/21/23)	28 by Tyree Appleby at Wake Forest (2/7/23)
Total Rebounds	9 by Armando Bacot vs. Virginia (1/8/22), Syracuse (2/28/22)	
Assists	16 by Armando Bacot at Louisville (2/1/22)	11 by El Ellis at Louisville (9x9) (1/14/23)
Turnovers	23 by Armando Bacot vs. James Madison (1/20/22)	8 by Charles Bediako, Alabama, 4 OT
Blocked Shots	12 by RJ Davis vs. Marquette (3/17/22)	14 by T.J. Bickerstaff, Boston College (H) (1/26/22)
Steals	7 by Caleb Love vs. Louisville (H) (2/21/22)	17 by T.J. Bickerstaff, Boston College (H) (1/26/22)
Minutes Played	6 by Bacot at Charleston (11/16/21), vs. NC State (H) (1/29/22) vs. Florida State (12/2/23)	11 by Tyree Appleby at Wake Forest (2/7/23)
	5 by Caleb Love at Louisville (1/14/23); RJ Davis vs. Charleston Southern (12/29/23) and Syracuse (1/13/24); Harrison Ingram vs. Miami (2/26/24)	7 by Femi Odukale, Pittsburgh (2/16/22)
		8 by Dereck Lively II at Duke (2/4/23)
		5 by Reece Beekman at Virginia (1/10/23)
		5 by Beekman, Virginia (ACC) (3/9/23)
		5 by Ian Schieffelin at Clemson (1/6/24)
		55:03 by Mark Sears, Alabama (11/27/22, 4 OT)



MISCELLANEOUS STATS



Games as UNC's Leading Scorer

	Season/Career
RJ Davis	24/42
Armando Bacot	8/43
Harrison Ingram	2/2
Cormac Ryan	2/2

Games as UNC's Leading Rebounder

	Season/Career
Armando Bacot	18/117
Harrison Ingram	15/15
RJ Davis	2/4
Jae'Lyn Withers	1/1
Jalen Washington	-1

Games as UNC's Leader in Assists

	Season/Career
RJ Davis	13/55
Elliot Cadeau	17/17
Armando Bacot	3/13
Harrison Ingram	3/3
Cormac Ryan	2/2
Seth Trimble	2/2
Jalen Washington	-1

Double-Figure Scoring Games

	Season/Career
Armando Bacot	25/124
RJ Davis	32/103
Cormac Ryan	18/75 (10 times at Stanford, 47 at Notre Dame)
Harrison Ingram	26/63(37 times at Stanford)
Paxson Wojcik	-/38 (1 time at Loyola Chicago, 27 times at Brown)
Jae'Lyn Withers	3/33 (30 times at Louisville)
Elliot Cadeau	7/7
Seth Trimble	6/7
Jalen Washington	4/5
James Okonkwo	-/1 (1 time at West Virginia)

40-Point Games

	Season/Career
RJ Davis	1/1

30-Point Games

	Season/Career
RJ Davis	4/5
Cormac Ryan	1/1

20-Point Games

	Season/Career
Armando Bacot	7/33
RJ Davis	21/33
Cormac Ryan	2/8 (6 times at Notre Dame)

Harrison Ingram	5/7 (2 times at Stanford)
Paxson Wojcik	-/5 (5 times at Brown)
Jae'Lyn Withers	-/2 (2 times at Louisville)

10-Rebound Games

	Season/Career
Armando Bacot	19/94 (UNC career record)
Harrison Ingram	17/23 (6 times at Stanford)
Jae'Lyn Withers	1/9 (8 times at Louisville)
Paxson Wojcik	-/5 (5 times at Brown)
RJ Davis	-/4
James Okonkwo	-/1 (1 time at West Virginia)
Cormac Ryan	-/1 (1 at Notre Dame)

15-Rebound Games

	Season/Career
Armando Bacot	4/26
Harrison Ingram	4/4

20-Rebound Games

	Season/Career
Armando Bacot	1/7

10-Assist Games

	Season/Career
RJ Davis	1/2
Elliot Cadeau	1/1

Double-Doubles (all points and rebounds except noted)

	Season/Career
Armando Bacot	17/85 (UNC career record)
Harrison Ingram	11/16 (5 times at Stanford)
Jae'Lyn Withers	1/6 (5 times at Louisville)
Paxson Wojcik	-/4 (4 times at Brown)
RJ Davis	1/5 (four points/rebounds, 1 points/assists)
James Okonkwo	-/1 (1 time at West Virginia)

CAROLINA'S...

- Largest Win:** 45 vs. Charleston Southern (105-60)
- Largest Loss:** 11 vs. UConn (76-87)
- Largest Lead in a Win:** 47 vs. Charleston Southern (led 105-58, won 105-60)
- Largest Lead in a Loss:** 11 at Georgia Tech (led 36-25, lost 73-74)
- Largest Deficit:** 17 vs. UConn (trailed 66-83, lost 76-87)
- Largest Deficit Overcome to Win:** 14 at home vs. Florida State (trailed 31-45 with 17:11 to play, won 78-70)
- Largest Halftime Lead:** 23 vs. Charleston Southern (led 51-28, won 105-60)
- Largest Halftime Deficit:** 9 vs. Clemson (trailed 34-43, lost 76-80)
- Largest Halftime Deficit Overcome to Win:** 8 vs. NC State (trailed 37-45, won 79-70)
- Largest Halftime Lead in a Loss:** 2 vs. Villanova (led 34-32, lost 81-83 in overtime)

Game	Largest UNC Lead	Largest UNC Deficit	Time Led	Time Trailed	Ties	Lead Changes	Largest UNC Run	Largest Opponent Run
Radford, W, 86-70	17	3	31:58	7:26	4	8	8	8
Lehigh, W, 90-68	25	2	35:50	1:45	3	6	10	7
UC Riverside, W, 77-52	32	2	36:16	1:01	1	2	19	8
vs. Northern Iowa, W, 91-69	24	8	21:01	16:29	3	4	10	10
vs. Villanova, L, 81-83 (OT)	9	5	22:52	13:08	19	23	13	10
vs. Arkansas, W, 87-82	15	3	33:44	4:09	7	7	9	8
Tennessee, W, 100-92	24	(0)	39:11	(0:00)	0	(0)	13	9
Florida State, W, 78-70	14	14	17:05	19:27	5	8	22	13
vs. UConn, L, 76-87	4	17	3:23	34:44	1	3	7	8
vs. Kentucky, L, 83-87	1	12	0:16	37:13	3	2	10	8
vs. Oklahoma, W, 81-69	15	(0)	37:22	(0:00)	(0)	(0)	7	5
Charleston Southern, W, 105-60	47	(0)	39:07	(0:00)	1	(0)	14	5
at Pittsburgh, W, 70-57	14	7	25:40	12:42	2	3	8	6
at Clemson, W, 65-55	10	4	24:57	10:24	7	11	7	8
at NC State, W, 67-54	17	4	28:55	7:17	4	3	11	6
Syracuse, W, 103-67	39	1	38:39	1:02	(0)	2	10	9
Louisville, W, 86-70	20	(0)	38:20	(0:00)	2	(0)	11	7
at Boston College, W, 76-66	10	6	28:25	10:25	1	7	10	6
Wake Forest, W, 85-64	24	3	26:25	5:38	8	11	10	6
at Florida State, W, 75-68	11	8	29:46	7:26	2	4	10	7
at Georgia Tech, L, 73-74	11	8	21:14	15:31	4	8	12	10
Duke, W, 93-84	15	2	38:04	0:16	3	1	7	5
Clemson, L, 76-80	(0)	16	(0:00)	38:22	2	(0)	8	13
at Miami, W, 75-72	12	4	32:30	5:34	1	5	10	8
at Syracuse, L, 79-86	4	10	4:00	32:21	4	5	6	10
Virginia Tech, W, 96-81	16	5	36:25	2:07	1	1	11	6
at Virginia, W, 54-44	13	2	38:31	0:13	1	1	7	6
Miami, W, 75-71	14	3	32:44	3:11	4	1	7	11
NC State, W, 79-70	13	10	25:11	11:42	5	13	9	8
Notre Dame, W, 84-51	38	(0)	38:44	(0:00)	1	(0)	19	6
at Duke, W, 84-79	15	(0)	39:43	(0:00)	(0)	(0)	7	5
vs. Florida State, W, 92-67	27	2	32:08	2:31	6	5	12	5
vs. Pittsburgh, W, 72-65	7	9	16:34	17:57	9	7	8	13
vs. NC State, L, 76-84	2	12	1:04	33:07	5	6	7	8

season highs in bold; (season lows in parentheses)



PLUS/MINUS



Game	#1 High	#2 Cadeau	#3 Ryan	#4 Davis	#5 Bacot	#7 Trimble	#8 Wojcik
Radford	-2	+3	+11	+18	+18	-1	+17
Lehigh	+3	+8	+6	+18	+20	+14	+9
UC Riverside	-5	+19	+17	+25	+23	+13	+4
vs. Northern Iowa	+2	+14	+19	+21	+16	Even	+6
vs. Villanova	-3	+14	+7	+2	Even	-7	-10
vs. Arkansas	DNP	+13	DNP	+22	+16	+4	-5
Tennessee	+6	+10	+11	+2	+6	-1	+4
Florida State	-2	+16	-14	+4	+15	+24	+3
vs. UConn	DNP	-11	-18	-8	-17	-3	-1
vs. Kentucky	+3	-14	-2	-4	-2	+10	-4
vs. Oklahoma	+5	+11	+8	+13	+15	-4	Even
Charleston Southern	+15	+16	+34	+36	+14	+21	Even
at Pittsburgh	DNP	+7	+15	+10	+17	+5	-3
at Clemson	-2	+7	+12	+10	+6	+1	-2
at NC State	-2	+15	+11	+7	+16	+6	+4
Syracuse	-4	+27	+35	+28	+21	+14	-8
Louisville	-1	+12	+8	+20	+9	Even	-2
at Boston College	-4	+3	+12	+7	+7	+8	+1
Wake Forest	DNP	+19	+13	+19	+15	Even	+2
at Florida State	-6	+16	+14	+12	+11	-12	-8
at Georgia Tech	-2	+12	-8	+3	+9	-3	-4
Duke	DNP	+9	+10	+7	+3	+4	DNP
Clemson	Even	-6	-2	+4	-4	DNP	-3
at Miami	-8	+3	+2	+9	+3	DNP	Even
at Syracuse	DNP	+3	-7	-9	-12	-8	DNP
Virginia Tech	DNP	+19	+15	+5	+13	+12	-4
at Virginia	DNP	+6	+10	+7	+7	+10	-4
Miami	DNP	-4	-4	+3	Even	+12 (2)	DNP
NC State	DNP	+15	+17	+4	+17	-2	-6
Notre Dame	-4	+26	+36	+43 (9)	+35	+2	+2
at Duke	DNP	+11	+6	+3	+12 (7)	-3	-2
vs. Florida State (ACC)	Even	+22	+22	+17	+24	+11	+1
vs. Pittsburgh	DNP	-1	+8 (9)	+7	+4	+7	DNP
vs. NC State	DNP	-3 (6)	-10	-12	-13	+3	DNP
Totals	-11	+317	+294	+353	+324	+137	-9

Game	#13 Washington	#14 Lebo	#22 Landry	#24 Withers	#32 Okonkwo	#34 Farris	#55 Ingram
Radford	-3	DNP	DNP	+5	+1	DNP	+13
Lehigh	+4	-3	-2	+12	-1	-2	+24
UC Riverside	+6	-3	DNP	+14	-4	-3	+19
vs. Northern Iowa	-4	DNP	DNP	+18	Even	DNP	+18
vs. Villanova	-2	DNP	DNP	-12	-1	DNP	+2
vs. Arkansas	Even	DNP	DNP	+10	DNP	DNP	+15
Tennessee	+6	DNP	DNP	-6	DNP	DNP	+2
Florida State	-7	DNP	DNP	-6	DNP	DNP	+7
vs. UConn	+6	DNP	DNP	+5	DNP	DNP	-8
vs. Kentucky	-5	DNP	DNP	+13	DNP	DNP	-15
vs. Oklahoma	-2	DNP	DNP	+3	DNP	DNP	+11
Charleston Southern	+21	+8	Even	+18	+13	Even	+29
at Pittsburgh	-1	DNP	DNP	+4	DNP	DNP	+11
at Clemson	+3	DNP	DNP	+4	DNP	DNP	+11
at NC State	+7	-2	DNP	-6	-2	DNP	+11
Syracuse	+16	+2	+7	+8	-2	+7	+29
Louisville	+2	DNP	DNP	+24 (1)	DNP	DNP	+8
at Boston College	+2	DNP	DNP	+7	+1	DNP	+6
Wake Forest	+5	DNP	DNP	+7	DNP	DNP	+25
at Florida State	-4	DNP	DNP	+2	DNP	DNP	+10
at Georgia Tech	-8	DNP	DNP	+2	DNP	DNP	-6
Duke	+6	DNP	DNP	-2	DNP	DNP	+8
Clemson	-8	DNP	DNP	Even	DNP	DNP	-5
at Miami	+2	DNP	DNP	-5	DNP	DNP	+9
at Syracuse	+5	DNP	DNP	-1	DNP	DNP	-6
Virginia Tech	+2	DNP	DNP	-1	DNP	DNP	+14
at Virginia	+7	DNP	DNP	+11	-4	DNP	Even
Miami	+3	DNP	DNP	+8	DNP	DNP	+2
NC State	-8	DNP	DNP	+9	DNP	DNP	-1
Notre Dame	+2	-2	-2	-1	-4	-2	+34
at Duke	-7	DNP	DNP	+4	DNP	DNP	+1
vs. Florida State (ACC)	+1	Even	Even	-1	Even	Even	+28 (5)
vs. Pittsburgh	+3	DNP	DNP	+2	DNP	DNP	+5
vs. NC State	+2	DNP	DNP	Even	DNP	DNP	-7
Totals	+52	Even	+3	+149	-3	Even	+304

plus/minus game leaders must have played at least half the game (times led UNC in plus/minus in parentheses)

+/- Cumulative Leaders

Davis +353, Bacot +324, Cadeau +317, Ingram +304, Ryan +294

Games with UNC's Best +/-

Davis 9, Ryan 9, Bacot 7, Cadeau 6, Ingram 5, Trimble 2, Withers 1



SPECIALTY STATS/STARTERS



GAME	UNC Leading Scorer	UNC Leading Rebounder	UNC Leader in Assists	2nd Chance Points	Pts Off Turnovers	Fastbreak Points	Points in the Paint	Bench Points
Radford	Bacot 25	Bacot 13	Cadeau 6	14-14	14-11	10-3	48-34	18-13
Lehigh	Bacot, Davis 22	Bacot 20	Ryan, Trimble 3	14-2	15-17	17-3	38-16	24-30
UC Riverside	Bacot 21	Ingram 9	Davis 4	16-2	16-12	9-2	34-20	34-19
vs. Northern Iowa	Ingram 16	Ingram 10	Davis 4	9-7	25-9	8-(0)	20-28	37-22
vs. Villanova	Davis 23	Bacot 18	Cadeau 5	11-14	8-16	6-(0)	34-34	10-12
vs. Arkansas	Davis 30	Ingram 10	Ingram 6	10-7	17-11	15-17	38-24	23-22
Tennessee	Davis 27	Bacot 11	Cadeau 10	13-4	21-16	20-8	32-44	26-13
Florida State	Davis 27	Bacot 13	Davis 5	8-7	18-11	16-10	34-26	12-13
vs. UConn	Davis 26	Bacot 13	Bacot, Cadeau, Ingram 5	6-8	7-14	6-13	38-38	4-11
vs. Kentucky	Davis 27	Davis 7	Davis 4	6-15	13-19	15-10	32-34	14-36
vs. Oklahoma	Davis 23	Bacot 8	Davis 5	9-2	24-11	23-9	28-30	13-11
Charleston Southern	Davis 20	Bacot 9	Davis 10	11-7	17-7	15-(0)	52-(12)	43-6
at Pittsburgh	Bacot 16	Ingram 15	Davis 4	15-(1)	(2)-(5)	10-7	26-24	18-12
at Clemson	Bacot, Davis 14	Bacot 16	Ryan 4	8-8	5-9	(0)-(0)	26-32	14-(2)
at NC State	Davis 16	Ingram 19	Cadeau 6	6-7	7-8	18-9	34-24	14-15
Syracuse	Davis 22	Bacot 11	Cadeau, Ingram 3	22-6	23-18	20-9	58-32	39-19
Louisville	Davis 21	Withers 10	Davis 6	5-6	13-7	9-(0)	34-24	17-28
at Boston College	Davis 16	Ingram 13	Cadeau 5	11-6	4-7	8-(0)	24-22	17-14
Wake Forest	Davis 36	Ingram 14	Cadeau 3	(4)-6	10-7	15-1	48-30	9-9
at Florida State	Davis 24	Ingram 17	Cadeau 6	14-10	12-26	6-7	26-22	7-35
at Georgia Tech	Davis 28	Ingram 13	Cadeau 5	23-8	14-9	12-3	34-26	14-39
Duke	Bacot 25	Ingram 13	Bacot, Davis 5	14-16	19-7	16-12	36-54	14-6
Clemson	Bacot 24	Bacot 13	Davis 5	12-13	5-7	7-2	28-22	12-7
at Miami	Davis 25	Bacot 15	Cadeau 8	15-15	7-22	14-8	24-38	(1)-6
at Syracuse	Davis 19	Ingram 11	Cadeau 7	18-3	15-15	18-9	32-32	10-8
Virginia Tech	Bacot 25	Ingram 17	Davis 5	17-9	13-20	8-2	54-36	15-31
at Virginia	Ryan 18	Bacot 13	Cadeau 6	10-10	7-11	8-3	(18)-22	3-10
Miami	Davis 42	Bacot 12	Cadeau 5	16-3	13-21	8-7	36-18	7-(2)
NC State	Ingram 22	Bacot, Davis 7	Cadeau 7	9-8	12-15	6-4	32-20	10-24
Notre Dame	Davis 22	Ingram 14	Davis 6	11-13	18-3	11-6	30-22	19-14
at Duke	Ryan 31	Ingram 10	Bacot, Davis 3	12-10	14-15	19-6	36-30	14-7
vs. Florida State (ACC)	Davis 18	Bacot, Ingram 10	Cadeau 6	17-10	23-15	26-6	46-24	29-30
vs. Pittsburgh	Davis 25	Bacot 11	Trimble 4	9-9	9-12	14-9	34-20	13-14
vs. NC State	Davis 30	Bacot 12	Cadeau 8	13-2	11-10	19-3	22-26	6-6
Totals				408-268	451-423	432-188	1166-940	560-546
Averages				12.0-7.9	13.3-12.4	12.7-5.5	34.3-27.6	16.5-16.1

GAME-BY-GAME STARTERS

Game	Guard	Guard	Guard	Forward	Forward	Record w/Lineup
Radford	Davis	Ryan	Wojcik	Ingram	Bacot	(a) 1-0
Lehigh	Davis	Ryan	Wojcik	Ingram	Bacot	(a) 2-0
UC Riverside	Davis	Ryan	Wojcik (3/58)	Ingram	Bacot	(a) 3-0
vs. Northern Iowa	Davis	Trimble (1/3)	Ryan	Ingram	Bacot	(b) 1-0
vs. Villanova	Davis	Ryan	Ingram	Withers	Bacot	(c) 0-1
vs. Arkansas	Davis	Cadeau	Ingram	Withers	Bacot	(d) 1-0
Tennessee	Davis	Cadeau	Ingram	Withers (3/67)	Bacot	(d) 2-0
Florida State	Davis	Cadeau	Ryan	Ingram	Bacot	(e) 1-0
vs. UConn	Davis	Cadeau	Ryan	Ingram	Bacot	(e) 1-1
vs. Kentucky	Davis	Cadeau	Ryan	Ingram	Bacot	(e) 1-2
vs. Oklahoma	Davis	Cadeau	Ryan	Ingram	Bacot	(e) 2-2
Charleston Southern	Davis	Cadeau	Ryan	Ingram	Bacot	(e) 3-2
at Pittsburgh	Davis	Cadeau	Ryan	Ingram	Bacot	(e) 4-2
at Clemson	Davis	Cadeau	Ryan	Ingram	Bacot	(e) 5-2
at NC State	Davis	Cadeau	Ryan	Ingram	Bacot	(e) 6-2
Syracuse	Davis	Cadeau	Ryan	Ingram	Bacot	(e) 7-2
Louisville	Davis	Cadeau	Ryan	Ingram	Bacot	(e) 8-2
at Boston College	Davis	Cadeau	Ryan	Ingram	Bacot	(e) 9-2
Wake Forest	Davis	Cadeau	Ryan	Ingram	Bacot	(e) 10-2
at Florida State	Davis	Cadeau	Ryan	Ingram	Bacot	(e) 11-2
at Georgia Tech	Davis	Cadeau	Ryan	Ingram	Bacot	(e) 11-3
Duke	Davis	Cadeau	Ryan	Ingram	Bacot	(e) 12-3
Clemson	Davis	Cadeau	Ryan	Ingram	Bacot	(e) 12-4
at Miami	Davis	Cadeau	Ryan	Ingram	Bacot	(e) 13-4
at Syracuse	Davis	Cadeau	Ryan	Ingram	Bacot	(e) 13-5
Virginia Tech	Davis	Cadeau	Ryan	Ingram	Bacot	(e) 14-5
at Virginia	Davis	Cadeau	Ryan	Ingram	Bacot	(e) 15-5
Miami	Davis	Cadeau	Ryan	Ingram	Bacot	(e) 16-5
NC State	Davis	Cadeau	Ryan	Ingram	Bacot	(e) 17-5
Notre Dame	Davis	Lebo (1/1)	Landry (1/1)	Farris (1/1)	Bacot	(f) 1-0
at Duke	Davis	Cadeau	Ryan	Ingram	Bacot	(e) 18-5
vs. Florida State (ACC)	Davis	Cadeau	Ryan	Ingram	Bacot	(e) 19-5
vs. Pittsburgh	Davis	Cadeau	Ryan	Ingram	Bacot	(e) 20-5
vs. NC State	Davis (34/115)	Cadeau (28/28)	Ryan (31/118)	Ingram (33/95)	Bacot (34/165)	(e) 21-5

number of season/career starts in parentheses

– Ingram started 62 games from 2021-23 at Stanford

– Ryan started 17 games at Stanford in 2018-19 and 70 games at Notre Dame from 2020-23

– Wojcik started one game at Loyola Chicago in 2018-19 and 54 games at Brown from 2021-23

– Withers started 64 games at Louisville from 2020-23



LAST TIME IT HAPPENED...UNC



Won by one point: 66-65 over Notre Dame, 1/2/21
Lost by one point: 73-74 at Georgia Tech, 1/30/24
Won consecutive games by two points or less: 66-65 vs. Notre Dame, 1/2/21; 67-65 at Miami, 1/5/21
Won by 20 on the road: 21- UNC 80, Louisville 59, 1/14/23
Won by 30 on the road: 38- UNC 95, Wake Forest 57, 2/16/19
Won by 30 at a neutral site: ^32- UNC 95, Marquette 63, 3/17/22 in Fort Worth, Texas
Won by 40: 45- UNC 105, Charleston Southern 60, 12/29/23
Won by 40 on the road: 49- UNC 116, Elon 67, 11/9/18
Won by 40 at a neutral site: *42- UNC 101, Notre Dame 59, 3/10/16 in Greensboro
Won by 50: 50- UNC 108, Tennessee Tech 58, 11/16/18
Won by more than 50: 51- UNC 107, NC State 56, 1/8/17
Won by 60: 68- UNC 116, UNC Asheville 48, 11/30/08
Lost consecutive games by 20 or more: 28- at Miami 85, UNC 57, 1/18/22; 22- at Wake Forest, 1/22/22
Lost by 25 or more: 28- at Miami 85, UNC 57, 1/18/22
Lost by 25 at home: 25- Ohio State, UNC 49, 12/4/19
Lost by more than 25 at home: 29- Duke 87, UNC 58, 1/31/02
Lost by 30 or more: 33- Florida State 90, UNC 57, 1/14/12
Lost by 30 or more at home: 35- Duke 104, UNC 69, 2/29/64
Never trailed/consecutive games: 3/9/24 at Duke (led for 39:43, won 84-79)
Never trailed/consecutive games: 3/5/24 vs. Notre Dame and 3/9/24 at Duke
Never led: 2/6/24 vs. Clemson (trailed for 38:22, lost 76-80)
Played a 1 OT game: lost to Villanova, 81-83, 11/23/23 in the Bahamas
Played a 2 OT game: lost at Virginia Tech, 77-79, 1/22/20
Played a 3 OT game: lost to Wake Forest, 114-119, 12/20/03
Played a 4 OT game: lost to Alabama, 101-103, 11/27/22 in Portland, Ore.
Won an OT game: beat Ohio State, 89-84, 12/17/22 in New York

CAROLINA SCORING

Led UNC in scoring in 8 straight games: RJ Davis, 2023-24 (Clemson-Georgia Tech)
Led UNC in scoring in 9, 10, 11, 12 or 13 straight games: 13 by Tyler Hansbrough, 2007-08 (Nicholls State-Florida State)
Led UNC in scoring in 14 straight games: Lennie Rosenbluth, 1955-56 into 1956-57
Led UNC in scoring in 15, 16 or 17 straight games: 17 by George Glamack, 1939-40 into 1940-41
Double figures in more than 25 consecutive games: 27 by RJ Davis, 2023-24
Double figures in 26, 27 or 28 consecutive games: 28 by Armando Bacot, last 13 games in 2021-22 through first 15 games in 2022-23
Double figures in more than 28 consecutive games: 55 by Tyler Hansbrough, final game in 2006-07 through his first 15 games in 2008-09
Double figures in 60 consecutive games: 64 by Larry Miller, all 32 games in 1966-67 and 1967-68 (UNC record)
20 in 8 consecutive games: RJ Davis, 2023-24 (23 vs. Villanova, 30 vs. Arkansas, 27 vs. Tennessee, 27 vs. Florida State, 26 vs. UConn, 27 vs. Kentucky, 23 vs. Oklahoma, 20 vs. Charleston Southern)
20 in 9 consecutive games: 9 by Tyler Hansbrough, 2008-09
20 in 10, 11, 12 or 13 consecutive games: 13 by Charlie Scott, 1969-70
Three scored 20: RJ Davis (27), Armando Bacot (22), Harrison Ingram (20) vs. Tennessee, 11/29/23
Four scored 20: Armando Bacot (23), Caleb Love (22), RJ Davis (21), Brady Manek (20) at Duke, 3/5/22 (first time in UNC history)
20/1st half: 21 by RJ Davis vs. Miami, 2/26/24
20/2nd half: 21 by Cormac Ryan at Duke, 3/9/24
20/both halves: 21 in 1st and 21 in 2nd by RJ Davis vs. Miami, 2/26/24
20 in first 10 minutes: Kenny Williams in first 9:03 at Stanford, 11/20/17
Non-starter scored 20: 24 by Brady Manek vs. Tennessee, 11/21/21 in Uncasville, Conn.
Consecutive games w/25: *RJ Davis (25 vs. Pittsburgh, 3/15/24, and 30 vs. NC State, 3/16/24) in Washington, D.C.
25/five straight games: RJ Davis, 2023-24 (30 vs. Arkansas, 27 vs. Tennessee, 27 vs. Florida State, 26 vs. UConn, 26 vs. Kentucky)
25/more than five straight games: 12 by Charlie Scott, 1970
25/three consecutive road games: Garrison Brooks (28 at Virginia Tech, 1/22/20; 27 at NC State, 1/27/20; 26 at Duke 3/7/20)
Two players scored 25: Armando Bacot (28), Caleb Love (25) vs. Charleston, 11/11/22
Two scored 25 in consecutive games: Garrison Brooks (26), Cole Anthony (25) at Syracuse, 2/29/20; Anthony (28), Brooks (25) vs. Wake Forest, 3/3/20
Scored 25 or more on fewer than 10 FG attempts: 26 points by RJ Davis vs. NC State, 1/21/23 (5x8 FG, 2x4 3FG, 14x14 FT)
More than 25/half: 27 in 2nd by Armando Bacot vs. Charleston, 11/11/22
Consecutive games w/30: Antawn Jamison (35 vs. Duke, 2/5/98; 31 at Georgia Tech, 2/8/98)
30/consecutive games by different players: ^30 by RJ Davis vs. Baylor, 3/19/22 in Fort Worth Texas; ^30 by Caleb Love vs. UCLA, 3/25/22 in Philadelphia
Two players scored 30: Brice Johnson (39), Marcus Paige (30) at Florida State, 1/4/16
Players on both teams scored 30: RJ Davis (30) and Tramon Mack of Arkansas (34), 11/24/23 in the Bahamas
30 after halftime: Marcus Paige (31- 21 in 2nd, 10 in OT) at NC State, 2/26/14
30: *30 by RJ Davis vs. NC State, 3/16/24 in Washington, D.C.
More than 30: 31 by Cormac Ryan at Duke, 3/9/24
More than 31: 42 by RJ Davis vs. Miami, 2/26/24
43: Charlie Scott vs. Wake Forest, 1/17/70
More than 43: 49 by Bobby Lewis vs. Florida State, 12/16/65 (UNC record)



RJ DAVIS scored 42 points against Miami on 2/26/2024, the 18th 40-point game ever by a Tar Heel. They were the most points by a Tar Heel in an ACC game since Charlie Scott had 43 vs. Wake Forest on 1/17/1970.

10 or more in OT: 11 by Marcus Paige at NC State, 2/26/14
Non-starter led UNC in scoring: D'Marco Dunn (co-leader with Armando Bacot with 14 points) at Louisville, 1/14/23
Out-scored opponents/half: *Brady Manek (19-13) 1st vs. Virginia, 3/10/22 in Brooklyn
Out-scored rest of UNC/half and both halves: RJ Davis vs. Miami, 2/26/24 (21-16 in 1st and 21-17 in 2nd)
Out-scored rest of UNC/game: RJ Davis vs. Miami, 2/26/24 (Davis 42 of 75 points)
15 straight UNC points: RJ Davis vs. Miami, 2/26/24
UNC's first 14 points: Kenny Williams at Stanford, 11/20/17
No player in double figures: at Virginia, 2/13/21
One player in double figures/win: RJ Davis (42) vs. Miami, 2/26/24
Two players in double figures/win: *RJ Davis (25) and Armando Bacot (19) vs. Pittsburgh, 3/15/24 in Washington, D.C.
50% of UNC's points: RJ Davis 42 of 75 (56%) vs. Miami, 2/26/24
Zero bench points: vs. Duke, 3/4/23
Six in double figures: vs. Charleston Southern, 12/29/23
Eight in double figures: vs. Saint Francis, 1/2/11
Nine in double figures: Kevin Madden (17), Ranzino Smith (17), Warren Martin (15), Steve Bucknall (12), Joe Wolf (10), Steve Hale (10), Brad Daugherty (10), Jeff Lebo (10) & Kenny Smith (10) vs. Manhattan, 12/27/85, in Miami (UNC record)
Bench outscored the starters (not including Senior Night): 37-33 vs. Marquette, 2/24/21
100/ACC game: 103 vs. Syracuse, 1/13/24
100/road game: 116 at Elon, 11/9/18
100/ACC road game: 106 at Florida State, 1/4/16
100/consecutive ACC: 114 vs. Wake Forest, 12/20/03; 103 vs. Georgia Tech, 1/11/04
100/3 consecutive games: 107 vs. Cleveland State, 12/30/04; 105 vs. William & Mary, 1/2/05; 109 vs. Maryland, 1/8/05
100/loss (40-minute game): 100 vs. Kentucky, 12/17/16 in Las Vegas
100/loss (OT game): 101 vs. Alabama, 101-103, 11/27/22 in Portland, Ore. (4 OT)
100 vs. top 5 AP-ranked team: 103 vs. No. 4 Gonzaga, 12/15/18
100 vs. top 10 AP-ranked team: 100 vs. No. 10 Tennessee, 11/29/23
Both scored 100 (40:00 game): Kentucky 103, UNC 100, 12/17/16 in Las Vegas
Both scored 100 (OT game): Alabama 103, UNC 101, 11/27/22, Portland, Ore. (4 OT)
50/both halves: vs. Syracuse, 1/13/24 (52 and 51)
60/half: 61, 1st half vs. Tennessee, 11/29/23
60/half in a loss: 60, 2nd half at Wake Forest, 2/7/23
65/half: 65, 2nd half at Florida State, 1/4/16
70/half: 77, 1st half vs. VMI, 12/17/94 (UNC record)
Fewer than 50/game: 48 at Virginia, 2/13/21
Fewer than 60/game: 54 at Virginia (2/24/24)
Fewer than 60/win: 54 at Virginia (2/24/24, won 54-44)
Fewer than 20/half: 19 (1st) at Notre Dame, 2/22/23
Fewer than 20/half in a win: 19 (1st) at Notre Dame, 2/22/23
Fewer than 25/each half: 23 & 22 vs. Michigan State, 11/26/17 in Portland, Ore.
Fewer than 30/half in a win: 26 and 28 at Virginia, 2/24/24
Fewer than 20 in one half, 40 in the other: 19 (1st), 44 (2nd) at Notre Dame, 2/22/23
Fewer than 20 in one half, 50 in the other: 18 (1st), 53 (2nd) vs. Butler, 11/20/12, in Maui
Fewer than 30 in one half, 60 in the other: 25 (1st), 60 (2nd) at Wake Forest, 2/7/23
25 straight: vs. NC State, 1/12/08
More than 20 straight: 22 vs. Florida State, 12/2/23
15 or more points to begin game: 18-0 vs. Florida State, 2/12/22



CORMAC RYAN made five three-pointers in the first half in Carolina's win at Virginia on 2/24/2024. He is the only Tar Heel to make six 3FGs in games at both Virginia and Duke.

15 or more points to begin a half: 16-0 in 2nd half vs. Notre Dame, 3/5/24
10 or more points to end the game: *13-0 vs. Miami in Brooklyn, 3/8/18
Two 17-point runs: 17-0 in first half, 19-0 in second vs. UC Riverside, 11/17/23
Went from trailing by 10 to leading by 10 in the same half: 3/2/24 vs. NC State
No field goals in last 5:00 in a win: none in the last 6:56 in a 100-92 win over Tennessee, 11/29/23

CAROLINA FIELD GOAL SHOOTING

Made every FG att. (min. 10): Jeff McInnis, 10x10 vs. Cincinnati, 12/3/94, in Charlotte
Missed every FG att. (min. 10): RJ Davis, 0x10 vs. Virginia, 1/8/22
Missed every FG att. (more than 10): Harrison Barnes, 0x12 vs. Minnesota, 11/19/10, in San Juan
Made 10 or more/consecutive games: Armando Bacot (11 vs. Ohio State, 12/17/22 in New York; 11 vs. Michigan, 12/21/22 in Charlotte)
Made 10: *RJ Davis vs. NC State, 3/16/24 in Washington, D.C.
Made 11, 12, 13 or 14: 14 by RJ Davis vs. Miami, 2/26/24
Made 15: Luke Maye at NC State, 2/10/18
Made 16: Antawn Jamison vs. Maryland, Feb. 14, 1998
Made 17, 18 or 19: 19 by Charlie Scott vs. Wake Forest, Jan. 17, 1970
Made 20 or 21: 21 by Billy Cunningham vs. Tulane, Dec. 10, 1964 (UNC record)
Made 15 or more consecutive field goal attempts: 16 by Brice Johnson – 11 vs. UCLA, 12/19/15 in Brooklyn; 5 vs. Appalachian State, 12/21/15 (tied UNC record)
Attempted 25 or more: *26 by RJ Davis vs. NC State, 3/16/24 in Washington, D.C.
Attempted 30 or more: 36 by Caleb Love vs. Alabama, 11/27/22 in Portland, Ore. (4 OT)
Two players attempted 20 or more: 36 by Caleb Love and 24 by RJ Davis, 11/27/22 in Portland, Ore. (4 OT)
Two players combined for 60 attempts: 36 by Caleb Love and 24 by RJ Davis, 11/27/22 in Portland, Ore. (4 OT)
Made 40: 41 vs. Charleston Southern, 12/29/23
Made fewer than 20: 16 at Virginia, 2/24/24
Attempted 90: 91 vs. Alabama, 101-103, 11/27/22 in Portland, Ore. (4 OT)
50 percent/game or better and lost: 50.0 (25x50) vs. Virginia, 2/15/20
50 percent/both halves and lost: 55.2 (16x29) & 53.6 (15x28) vs. Miami, 2/27/18
60 percent/half: 61.3 (19x31) vs. Wake Forest, 1/22/24
60 percent/both halves: 67.9 (19x28), 63.3 (19x30) vs. Tulane, 12/3/17
60 percent/game: 60.3 (35x58) vs. Charleston, 11/11/22
60 percent/game and lost: 64.2 at Duke, 3/2/86 (lost 74-82)
60 percent/consecutive games: ^60.6 (43x71) vs. Mount St. Mary's, 3/21/08, and 67.7 (44x65) vs. Arkansas, 3/23/08, both in Raleigh
70 percent/half: 71.4 (20x28), 2nd half vs. Charleston, 11/11/22
70 percent/both halves: ^78.1 (25x32) & 80.0 (24x30) vs. Loyola Marymount, 3/19/88 in Salt Lake City, Utah
70 percent/game: 70.9 (39x55) vs. ODU, 11/23/07 in Las Vegas
75 percent/half: 78.1 (25x32) 2nd half at NC State, 2/10/18
80 percent/half: 85.7 (24x28), 2nd half vs. Old Dominion, 12/1/92 (UNC record)
Under 20 percent/half: 18.5 (5x27) 1st half at Notre Dame, 2/22/23
Under 20 percent/half in a win: 18.5 (5x27) 1st half at Notre Dame, 2/22/23
Under 25 percent/game: 24.6 (15x61) vs. Michigan State, 11/26/17 in Portland, Ore.
Under 30 percent/half: 28.2 (11x39) 2nd half vs. NC State, 3/16/24 in Washington, D.C.
Under 30 percent/half in a win: 26.1% (6x23) at Virginia, 2/24/24
Under 30 percent/both halves: 28.6 (10x35) & 25.9 (7x27) vs. Ohio State, 12/4/19
Under 30 percent/game: 29.1 (16x55) vs. Boston College, 1/26/22
Under 30 percent/game and won: 29.1 (16x55) vs. Boston College, 1/26/22
Under 35 percent/game and won consecutive games: 34.8 (24x69) vs. Notre Dame, 1/2/21; 34.4 (21x61) at Miami, 1/5/21
Under 40 percent/both halves and won: 37.0 (10x27) & 26.1 6x23 at Virginia, 2/24/24
Made nine or more attempts to begin a half: 9 (2nd) at Portland, 11/23/17

Missed 10 attempts to begin a half: 1st half at Pittsburgh, 1/2/24
Missed more than 10 attempts to begin a half: 15 vs. Georgia Tech, 1/4/20 (first field goal by Garrison Brooks with 6:50 to play in 1st half)
Missed 10 or more consecutive attempts: *12 vs. NC State, 3/16/24 in Washington, D.C.
Missed 15 or more consecutive attempts: 17 at Florida State, 2/3/20
Under 30% in the first half and over 60% in the second: at Clemson, 1/30/18 (29.4 in the 1st and 64.3 in the 2nd)
Both teams made fewer than 20 field goals: 16 by UNC, 16 by Virginia, 2/24/24
Both teams shot 60 percent in the second half: UNC (78.1, 25x32) and NC State (60.0, 21x35), 2/10/18 in Raleigh

CAROLINA THREE-POINTERS

100 percent (min. 5 att.): Joel Berry II (5x5) vs. Duke, 3/4/17
Made 6 consecutive attempts: Cameron Johnson at Wake Forest, 2/16/19
Made 5/half: Cormac Ryan (1st half) at Virginia, 2/24/24
Made 6/half: ^Caleb Love (1st half) vs. Marquette, 3/17/22 in Fort Worth, Texas
Made 7/half: Wayne Ellington (2nd half) vs. Miami, 1/17/09 (UNC record)
Two players made 6/game: Cameron Johnson and Coby White at Clemson, 3/2/19
Made 5 or 6/game: 6 by Cormac Ryan at Duke, 3/9/24
Made 7/game: 7 by RJ Davis vs. Miami, 2/26/24
Made 8/game: Rashad McCants vs. Clemson, 3/2/04 (tied UNC record)
5 or more/consecutive games: RJ Davis-5 vs. Clemson, 2/6/24, and at Miami, 2/10/24
6 or more/consecutive games: Coby White-6 vs. Syracuse, 2/26/19; 6 at Clemson, 3/2/19
Four players made 3 or more: Leaky Black (3), RJ Davis (3), Caleb Love (3), Pete Nance (3) at Florida State, 2/27/23 (only time in UNC history)
Missed every attempt (5 or more): Cormac Ryan (0x6) vs. Clemson, 2/6/24
Made 3FGs/30 consecutive games: 39 by RJ Davis, current
Multiple 3FGs/20 or more consecutive games: 23 by RJ Davis, Northern Iowa through Virginia Tech, 2023-24 (UNC record)
Eight players made a 3FG: at Wake Forest, 2/16/19
Made 10 or more in a half: 11 at Florida State (1st half), 2/27/23
Made 10 or 11: 11 vs. Notre Dame, 3/5/24
Made 12: 12 at Syracuse, 2/13/24
Made 13 or 14: 14 at Florida State, 2/27/23
Made 15: vs. Clemson, 2/11/23
Made 16: at Wake Forest, 2/16/19
Made 17: vs. Florida State, 1/25/95 (UNC record)
Made 10/consecutive games: 11 at Miami, 2/10/24, and 12 at Syracuse, 2/13/24
Made 10/3 consecutive games: ^13 vs. Marquette, 3/17/22 in Fort Worth, Texas; 11 vs. Baylor, 3/19/22 in Fort Worth, Texas; 10 vs. UCLA, 3/25/22 in Philadelphia
Missed 10 consecutive attempts: *vs. NC State, 3/16/24 in Washington, D.C.
Missed 15 consecutive attempts: vs. Miami, 2/13/23
Attempted 30: *vs. NC State, 3/16/24 in Washington, D.C.
Attempted more than 30: 31 at Miami, 2/10/24
Attempted 30 or more/consecutive games: 33 vs. Clemson, 2/11/23, and 31 vs. Miami, 2/13/23
Attempted 35 or more: ^35 vs. Marquette, 3/17/22 in Fort Worth, Texas
Did not make a three-pointer: 0 vs. Princeton, 12/13/97 (948 consecutive games with at least one three-pointer through NC State)
No starter made a 3FG: vs. Kentucky, 12/18/21 in Las Vegas (Brady Manek made one)
70 percent (min. 20 att.): 72.7 (16x22) vs. Western Carolina, 12/6/17
60 percent and lost: ^64.7 (11x17) vs. Villanova, 4/4/16 in Houston
Under 10 percent: 8.7 (2x23) at Notre Dame, 2/22/23
Made more 3FGs than 2FGs: at Florida State, 2/27/23 (made 14 3FG and nine 2FG)
Attempted more 3FGs than 2FGs: at Miami, 2/10/24 (28 2FGA, 31 3FGA)
Scored more points from 3FGs than 2FGs and FTs: at Florida State, 2/27/23 (42 points on 3FG, 18 points on 2FG and 17 FT)
Made less than five and won: 2 at Notre Dame, 2/22/23
Made 10 or more and lost: 12 at Syracuse, 2/13/24

CAROLINA FREE THROWS

Made 10 or more: 10 by Armando Bacot vs. Clemson, 2/6/24 (11 attempts)
Made 15 or more: 17 by Garrison Brooks vs. Georgia Tech, 1/4/20 (18 attempts)
Made 20 or more: 20 by Tyler Zeller vs. Maryland, 2/29/12 (23 attempts)
Made 21: York Larese vs. Duke, 12/29/59 in Raleigh (UNC record)
Attempted 20 or more: 23 by Tyler Zeller vs. Maryland, 2/29/12
10 for 10: RJ Davis vs. Arkansas, 11/24/23 in the Bahamas
12 for 12 on the road: Caleb Love at Duke, 3/5/22
14 for 14: RJ Davis vs. NC State, 1/21/23
Made 40 or more in a row: 41 by RJ Davis from 11/23/23-12/16/23 (tied UNC record)
Missed every attempt (more than 5): Garrison Brooks (0x7) vs. Boston College, 2/1/20
100 percent (min. 10 att.): vs. Wisconsin, 11/23/16 in Maui (12x12)
90 percent (min. 30 att.): 92.3 (36x39) vs. NC State, 1/21/23
Under 40 percent: 38.9 (7x18) vs. Louisville, 2/20/21
Under 30 percent: 27.3 (3x11) at Wake Forest, 2/16/19
Made 30 or more: 32 (attempted 38) vs. Tennessee, 11/29/23
Made 40 or more: 41 (attempted 59) vs. Clemson, 1/28/98
Made fewer than five: 2 at Duke, 2/4/23
Made 20 or more in a loss: 21 vs. Kentucky, 12/16/23 in Atlanta
Missed 20 or more: 23 (24x47) vs. Texas, 12/18/13
Missed 25 or more: 26 (22x48) vs. Belmont, 11/17/13
Attempted 50: 50 (made 36) vs. Maryland, 2/15/04
Attempted fewer than five: 3 at Duke, 2/4/23
Made more free throws than field goals: vs. Florida State, 12/2/23 (25 FTs, 24 FGs)
No starter made a free throw: at Wake Forest, 2/16/19
Only one player made a free throw: Armando Bacot at Duke, 2/4/23 (2x2)

LAST TIME BY TAR HEEL FRESHMEN

Three starters: *Caleb Love, Day'Ron Sharpe and Kerwin Walton vs. Notre Dame, 3/10/21 in Greensboro

Four starters: *Raymond Felton, Rashad McCants, David Noel and Byron Sanders vs. Duke, 3/15/03 in Greensboro

20 Points/Half: 20 (2nd) by Cole Anthony vs. Boston College, 2/1/20

20 Points/Three Consecutive Games: Cole Anthony– 34 vs. Notre Dame, 11/6/19; 20 at UNCW, 11/8/19; 28 vs. Gardner-Webb, 11/15/19

20 Points/Non-Starter: 20 by Walker Kessler vs. Florida State, 2/27/21

More than 20 Points/Non-Starter: 21 by Day'Ron Sharpe vs. Louisville, 2/20/21

20 Points/Two Freshmen: Coby White (27), Nassir Little (23) vs. Virginia Tech, 1/21/19

25 Points: Caleb Love at Duke, 2/6/21

More Than 25 Points: 28 by Cole Anthony vs. Wake Forest, 3/3/20

25 Points/Consecutive Games: Cole Anthony– 25 at Syracuse, 2/29/20, and 28 vs. Wake Forest, 3/3/20

30 Points in College Debut: 34 by Cole Anthony vs. Notre Dame, 11/6/19 (ACC record)

30 Points: 34 by Cole Anthony vs. Notre Dame, 11/6/19

40 Points: *40 by Harrison Barnes vs. Clemson, 3/12/11 in Greensboro

70 Combined Points/All Freshmen: *70 by Walker Kessler (16), Caleb Love (15), RJ Davis (14), Day'Ron Sharpe (14), Anthony Harris (8) and Kerwin Walton (3) vs. Notre Dame, 3/10/21 in Greensboro

50 Combined Points/Two Freshmen: Coby White (27) and Nassir Little (23) vs. Virginia Tech, 1/21/19

Only Four Tar Heels in Double Figures: Walker Kessler (20), Kerwin Walton (13), RJ Davis (10), Caleb Love (10) vs. Florida State, 2/27/21

Four in Double Figures: *Walker Kessler (16), Caleb Love (15), RJ Davis (14) and Day'Ron Sharpe (14) vs. Notre Dame, 3/10/21 in Greensboro

Led UNC in Points, Rebounds, Assists: Cole Anthony (16/8/3) at FSU, 2/3/20

Led UNC in Points, Rebounds, Blocks: Walker Kessler (20/8/4) vs. FSU, 2/27/21

Led UNC in Points, Rebounds, Assists, Steals: Cole Anthony (34/11/5/1) vs. Notre Dame, 11/6/19

Led UNC in Points, Rebounds, Blocks, Steals: Armando Bacot vs. Elon (22/14/3/2), 11/20/19

12 Field Goals: Cole Anthony vs. Notre Dame, 11/6/19

13 Field Goals: Tyler Hansbrough vs. Georgia Tech, 2/15/06

14 Field Goals: Antawn Jamison at Maryland, 1/6/96

15 Field Goals: ^J.R. Reid vs. Notre Dame, 3/19/87 in East Rutherford, N.J.

Made 5 or More Three-Pointers in Consecutive Games: Coby White– 6 vs. Syracuse, 2/26/19; 6 at Clemson, 3/2/19

7 Three-Pointers: Cole Anthony at Syracuse, 2/29/20

8 Three-Pointers: Raymond Felton at NC State, 1/26/03

10 or More Free Throws: 14 by Cole Anthony vs. Boston College, 2/1/20

14 Free Throws: Cole Anthony vs. Boston College, 2/1/20

15 Free Throws: *Phil Ford vs. Clemson, 3/7/75 in Greensboro

100% Free Throws (more than 10 attempts): 14x14 by Cole Anthony vs. Boston College, 2/1/20

10 or More Rebounds by a Guard: 11 by Cole Anthony vs. Duke, 2/8/20

10 or More Rebounds by a Guard, Consecutive Games: Cole Anthony– 11 vs. Notre Dame, Nov. 6, 2019; 10 at UNCW, 11/8/19

10 or More Rebounds, Three Consecutive Games: Armando Bacot– 12 vs. Miami, 1/25/20; 11 at NC State, 1/27/20; 10 vs. Boston College, 2/1/20

More than 15 Rebounds: 16 by Day'Ron Sharpe at Miami, 1/5/21

20 Rebounds: by Antawn Jamison at Virginia, 1/17/96

10 Assists: Elliot Cadeau vs. Tennessee, 11/29/23

10 or More Assists/Zero Turnovers: Elliot Cadeau vs. Tennessee, 11/29/23 (10/0)

More Than 10 Assists: ^14 by Kendall Marshall vs. Washington, 3/20/11 in Charlotte

15 or More Assists: 16 by Kendall Marshall vs. Florida State, 2/6/11

Points/Rebounds Double-Double Three Consecutive Games: Armando Bacot – 19/12 vs. Miami, 1/25/20; 11/11 at NC State, 1/27/20; 11/10 vs. Boston College, 2/1/20

Points/Rebounds Double-Double in Consecutive Games by a Guard: Cole Anthony– 34/11 vs. Notre Dame, 11/6/19; 20/10 at UNCW, 11/8/19 (first time a UNC freshman had consecutive 20/10 games)

20 Points/10 Rebounds/5 Blocks: by Armando Bacot (23/12/5) vs. Oregon, 11/29/19 in The Bahamas

15 Points/10 Rebounds/8 Blocks: *Walker Kessler vs. Notre Dame, 3/10/21 in Greensboro (16/12/8)

25 Points/7 Assists: 25/7 by Caleb Love at Duke, 2/6/21

25 Points/10 Rebounds: 25/10 by Day'Ron Sharpe vs. Notre Dame, 1/2/21

30 Points/10 Rebounds: 34/11 by Cole Anthony vs. Notre Dame, 11/6/19

40 Points/10 Rebounds: 40/10 by Tyler Hansbrough vs. Georgia Tech, 2/15/06

Points/Assists Double-Double: ^13 points/14 assists by Kendall Marshall vs. Washington, 3/20/11 in Charlotte

Double-Double in Points & Rebounds with 7 or More Assists: Armando Bacot (19/12/7) vs. Miami, 1/25/20

5 or more Blocked Shots: *8 by Walker Kessler vs. Notre Dame, 3/10/21 in Greensboro

5 Steals: ^Marcus Paige vs. Kansas, 3/24/13 in Kansas City, Mo.

More than 5 Steals: 8 by Tyler Hansbrough vs. UNC Asheville, 12/28/05

* ACC Tournament, ^ NCAA Tournament, ~ NIT



ELLIOT CADEAU had 10 assists and no turnovers against Tennessee on 11/29/23.

CAROLINA REBOUNDS

10 by a guard: RJ Davis vs. Virginia, 2/25/23

More than 10 by a guard: ^12 by RJ Davis vs. Kansas, 4/4/22 in New Orleans

10 or more in consecutive games by a guard: Cole Anthony (11 vs. Notre Dame, 11/6/19; 10 at UNCW, 11/8/19)

10 by a non-starter: Jae'Lyn Withers vs. Louisville, 1/17/24

10 or more in 5 or more straight games: 7 by Armando Bacot, 2023-24

10 or more in 13 straight games: Armando Bacot, 2021-22

10 or more in 15 straight games: John Henson, 2010-11

15, 16 or 17: 17 by Harrison Ingram vs. Virginia Tech, 2/17/24

15 or more/consecutive games: 3 in a row by Armando Bacot (16 at Louisville, 16 vs. Boston College, 18 vs. NC State, 2022-23)

15 or more/5 consecutive games: Armando Bacot (^16 vs. Baylor, ^15 vs. UCLA, ^22 vs. Saint Peter's, ^21 vs. Duke, ^15 vs. Kansas, 2022 NCAA Tournament)

18 or 19: 19 by Harrison Ingram at NC State, 1/10/24

20: Armando Bacot vs. Lehigh, 11/12/23

20 or more/consecutive games: Armando Bacot (^22 vs. Saint Peter's, 3/27/22 in Philadelphia, ^21 vs. Duke, 4/2/22 in New Orleans)

21, 22 or 23: 23 by Armando Bacot vs. James Madison, 11/20/22

24: Sean May vs. Duke, 3/6/05

25 or more: 30 by Rusty Clark vs. Maryland, 2/21/68 (UNC record)

10 offensive: Kennedy Meeks at Clemson, 1/3/17

more than 10 offensive: 12 by Brice Johnson at Duke, March 5, 2016

10 or more in both halves: 11 and 12 by Armando Bacot vs. James Madison, 11/20/22

15 or more/half: ^15 in 1st by Bacot vs. Saint Peter's, 3/27/22 in Philadelphia

40 or more over 3 consecutive games: 43 by Harrison Ingram (17 at Florida State, 13 at Georgia Tech, 13 vs. Duke), 1/22-2/3/2024

50 or more over 3 consecutive games: 50 by Armando Bacot (16 at Louisville, 16 vs. Boston College, 18 vs. NC State) 1/14-21/2022

70 or more over 4 consecutive games: 73 by Armando Bacot (^15 vs. UCLA, ^22 vs. Saint Peter's, ^21 vs. Duke, ^15 vs. Kansas, 2022 NCAA Tournament)

85 or more over 5 consecutive games: 89 by Armando Bacot (^16 vs. Baylor, ^15 vs. UCLA, ^22 vs. Saint Peter's, ^21 vs. Duke, ^15 vs. Kansas, 2022 NCAA Tournament)

Three in double-figures: Armando Bacot (11), Leaky Black (11), Pete Nance (10) at Notre Dame, 2/22/23

Three w/5 or more offensive: Bacot (6), Black (6), Nance (5) at Notre Dame, 2/22/23

50 rebounds in a loss: 50 at Wake Forest, 2/7/23

60 rebounds: vs. Alabama, 11/27/19 in the Bahamas

70 rebounds: 72 vs. Nicholls, 12/19/11

30 offensive rebounds: 31 vs. Nicholls, 12/19/11

One offensive rebound: vs. Pitt, 2/14/16

Fewer than five offensive rebounds: 3 vs. Virginia, 2/25/23

30 second-chance points: vs. Charleston, 11/25/20

35 or more second-chance points: 36 vs. Nicholls, 12/19/11

One second-chance point: at Georgia Tech, 1/29/19

Two second-chance points: at Syracuse, 1/24/23

Rebound margin of 25 or more: *+26, 48-22 vs. Florida State, 3/14/24 in Washington, D.C.

Rebound margin of 30 or more: +31, 56-25 vs. Elon, 11/20/19

Rebound margin of 35 or more: +35, 58-23 vs. Boston College, 1/9/18

CAROLINA DOUBLE-DOUBLES

In a Half: Harrison Ingram (11 pts/12 reb) 1st half vs. Virginia Tech, 2/17/24
In a Half/Consecutive Games: Armando Bacot (11 pts/10 reb) 1st half at Louisville, 1/14/23; (10 pts/12 reb) 1st half vs. Boston College, 1/17/23
Both halves: Brice Johnson at Florida State, 1/4/16 (11/11 in 1st, 28/12 in 2nd)
Three in a game (points/rebounds): ^Armando Bacot (15/15), Brady Manek (13/13), RJ Davis (15/12) vs. Kansas, 4/4/22 in New Orleans
Four in a game (points/rebounds): Larry Miller (29/10), Charlie Scott (18/14), Rusty Clark (13/13), Bill Bunting (10/11) vs. Clemson, 2/16/68 in Charlotte
Points & rebounds/10 consecutive games: Armando Bacot vs. Furman, Kentucky, App State, Boston College, Notre Dame, Virginia, Georgia Tech, Miami, Wake Forest, Virginia Tech, 12/14/21-1/24/22
40 points/20 rebounds: Billy Cunningham (48/25) vs. Tulane, 12/10/64
35 points/10 rebounds: Garrison Brooks (35/11) vs. Georgia Tech, 1/4/20
30 points/20 rebounds: Brice Johnson (39/23) at Florida State, 1/4/16
30 points/15 rebounds: Luke Maye (30/15) at Duke, 2/20/19
30 points/10 rebounds: Garrison Brooks (35/11) vs. Georgia Tech, 1/4/20
30 points/10 rebounds/5 assists: Cole Anthony (34/11/5) vs. Notre Dame, Nov. 6, 2019
25 points/20 rebounds: Armando Bacot (29/22) vs. Virginia, 1/8/22
25 points/15 rebounds/5 blocks: Armando Bacot at NC State, 2/26/22 (28/18/5)
25 points/10 rebounds/5 assists: Armando Bacot vs. Duke, 2/3/24 (25/10/5)
25 points/10 rebounds/5 3FG: ^Brady Manek vs. Marquette, 3/17/22 in Fort Worth, Texas (28/11/5)
20 points/20 rebounds: Armando Bacot (22/20) vs. Lehigh, 11/12/23
20 points/10 assists/5 steals/0 turnovers: RJ Davis (20/10/5/0) vs. Char. Southern, 12/29/23
First game in career: Day/Ron Sharpe (13 pts/10 reb) vs. Charleston, 11/25/20
By a non-starter: Jae'Lyn Withers (15 pts/10 reb) vs. Louisville, 1/17/24
Points & rebounds by a guard: RJ Davis (16 pts/10 reb) vs. Virginia, 2/25/23
Points & rebounds/consecutive games by a point guard: Cole Anthony (34/11 vs. Notre Dame, 11/6/19; 20/10 at UNCW, 11/8/19)
Points & rebounds with 6 or more assists: Harrison Ingram vs. Arkansas, 11/24/23 in the Bahamas (13/10/6)
Points & rebounds with 7 or more assists: Armando Bacot vs. Miami, 1/25/20 (19/12/7)
Points & assists: RJ Davis (20/10) vs. Charleston Southern, 12/29/23
Points & assists/consecutive games: ^Kendall Marshall (11/10) vs. Vermont, 3/16/12, and (18/11) vs. Creighton, 3/18/12, in Greensboro
Points & assists/3 consecutive games: Kendall Marshall (20/10) at Duke, 3/3/12; (13/12) vs. Maryland, 3/9/12*; and (12/10) vs. NC State, 3/10/12* in Atlanta

CAROLINA TRIPLE-DOUBLES

Pts, rebs, assists: Jason Capel (16/11/10 assists) vs. Buffalo, 12/17/00
Pts, rebs, blocks: Brendan Haywood (18/14/10 blocks) vs. Miami, 12/4/00

CAROLINA ASSISTS

10: RJ Davis vs. Charleston Southern, 12/29/23
10 or more/consecutive games: ^Kendall Marshall– 10 vs. Vermont, 3/16/12; 11 vs. Creighton, 3/18/12 in Greensboro, N.C.
10 or more/three consecutive games: Kendall Marshall– 10 at Duke, 3/3/12; 12 vs. Maryland, 3/9/12* in Atlanta; 10 vs. NC State, 3/10/12* in Atlanta
10 or more assists & no turnovers: RJ Davis vs. Charleston Southern, 12/29/23 (10/0)
More than 10: ^12 by RJ Davis vs. Marquette, 3/17/22 in Fort Worth, Texas
13: Kendall Marshall at NC State, 2/22/2012
14, 15 or 16: 16 by Kendall Marshall at Maryland, 2/4/12
17 or 18: 18 by Raymond Felton vs. George Mason, 12/7/2003 (UNC record)
30 or more: 32 vs. Miami, 1/25/20
Assists on 80 percent of its field goals: 80.8% at Syracuse, 1/24/23 (21 on 26 FG)
Assists on 90 percent of its field goals: 96.8% vs. East Tennessee State, 12/8/12 (30 assists on 31 field goals)
20 or more assists & 5 or fewer turnovers: 20 and 5 vs. Charleston Southern, 12/29/23
Fewer than five: 4 vs. UNCW, 11/7/22
No Tar Heel with more than one assist: vs. NC State, 1/21/23 (five players had one)

CAROLINA TURNOVERS

6: Armando Bacot vs. Kentucky, 12/16/23 in Atlanta
7: Caleb Love vs. Louisville, 2/21/22
8: Marcus Paige at Maryland, 3/6/13
15 or more/half: 15 (1st) at Georgia Tech, 2/16/10
20 and won: ^21 vs. Baylor, 3/19/22 in Fort Worth, Texas
20 and won on the road: at Miami, 1/5/21
More than 20 and won on the road: 23 at NC State, 1/8/19
25 or more/game: 26 at Clemson, 1/13/10
Fewer than 5: 2 vs. Duke, 2/8/18 (tied school record)
Opponent scored 0 points off UNC turnovers: Fairfield, 11/15/15 (10 UNC turnovers)
Opponent scored 1 point off UNC turnovers: Duke, 2/8/18 (2 UNC turnovers)
Opponent scored 30 points off UNC turnovers: 30 at Miami, 1/18/22 (14 UNC turnovers)
Opponent scored more than 30 points off UNC turnovers: 31 by Texas, 11/22/18 in Las Vegas (17 UNC turnovers)

CAROLINA BLOCKED SHOTS

Two Tar Heels w/4 or more: Leaky Black (4) and Pete Nance (4) vs. Virginia, 2/25/23
5 or 6: 6 by Armando Bacot vs. Florida State, 12/2/23
7 or 8: *8 by Walker Kessler vs. Notre Dame, 3/10/21 in Greensboro
9: John Henson vs. Michigan State, 11/11/2011 on USS Carl Vinson in San Diego
10: Brendan Haywood vs. Miami, 12/4/00 (UNC record)
UNC blocked 10: at Virginia, 2/24/24
More than 10: *12 vs. Notre Dame, 3/10/21 in Greensboro



ARMANDO BACOT had 20 rebounds in consecutive games vs. Saint Peter's and Duke in the 2022 NCAA Tournament. Those were part of six consecutive double-doubles in the NCAA Tournament, the only player ever to do that.

15: vs. Northern Kentucky, 12/27/13

CAROLINA STEALS

5: RJ Davis vs. Syracuse, 1/13/24
6: Marcus Paige at Georgia Tech, 3/3/15
7 or 8: ^8 by Ty Lawson vs. Michigan State, 4/6/09 in Detroit
9: Derrick Phelps at Georgia Tech, 2/2/1992 (UNC record)
UNC made 10: vs. Miami, 2/26/24
UNC made more than 10: 13 vs. Syracuse, 1/13/24
UNC made 15 or more: 16 vs. Tennessee Tech, 11/16/18
UNC made 20: vs. UNC Asheville, 12/28/05

CAROLINA MISCELLANEOUS (UNC scores listed first)

Led UNC in points, rebounds and assists: RJ Davis vs. Kentucky, 12/16/23 in Atlanta (27 points, 7 rebounds, 4 assists)
Led UNC in points, rebounds, assists and blocks: Armando Bacot vs. Boston College, 1/17/23 (20 points, 16 rebounds, 3 assists, 1 blocks)
Led UNC in points, rebounds, assists and steals: ^Armando Bacot vs. Kansas, 4/4/22 in New Orleans (15 points, 15 rebounds, 2 assists, 1 steal)
Game-tying shot w/0.00 on the clock to force overtime: Pete Nance vs. Ohio State, 12/17/22 in New York, N.Y. (UNC won 89-84 in overtime)
Game-winning shot w/0.00 on the clock: *Tyler Zeller vs. Miami, 3/11/11 in Greensboro (UNC won 61-59)
Game-winning shot w/less than a second: ^Luke Maye (0.3) vs. Kentucky, 3/24/17 in Memphis (UNC won 75-73)
Game-winning shot w/less than five seconds: Brady Manek (3.1) at Clemson 2/8/22
Game-winning shot w/less than 30 seconds: Pete Nance (17.7) at Syracuse, 1/24/23
Winning shots w/under 10 seconds in consecutive wins: Leaky Black (9.1) vs. Notre Dame, 1/2/21; Andrew Platek (3.6) at Miami, 1/5/21
Two free throws w/less than 10 seconds to win: Joel Berry II with 7.1 seconds to play to win, 69-68, at Notre Dame, 1/13/18
Hit a shot from beyond halfcourt: P.J. Hairston vs. Mississippi St, 11/19/12 in Maui
Played the entire game: Cormac Ryan at Syracuse, 2/13/24
Played all 45 minutes/OT game: ^RJ Davis, 45:00 vs. Baylor, 3/19/22 in Fort Worth
Played all 55 minutes/triple overtime game: Larry Miller vs. Duke, 3/2/68
Five players played an entire half: Armando Bacot, Leaky Black, RJ Davis, Caleb Love, Brady Manek, 2nd half at Duke, 3/5/22
Four players played at least 45 minutes: Caleb Love (57:24), Leaky Black (53:52), RJ Davis (50:36), Puff Johnson (48:07) vs. Alabama, 11/27/22 in Portland, Ore. (4 OT)
Played 50 minutes: Caleb Love (57:24), Leaky Black (53:52), RJ Davis (50:36), vs. Alabama, 11/27/22 in Portland, Ore. (4 OT)
UNC rallied from more than 15-point deficit to win: trailed Florida State by 16 (23-39) in the 1st half and won, 78-70, 2/27/21
UNC rallied from halftime deficit to win: *trailed Pittsburgh (33-35) and won (72-65), 3/15/24 in Washington, D.C.
UNC rallied from double-figure deficit at halftime to win: trailed Florida State by 12 (29-41) and won, 78-70, 2/27/21
UNC rallied from double-figure deficit w/less 10:00 to play and win: trailed Ohio State by 10 (56-66) with 6:45 to play and won, 89-84, in OT, 12/17/22 in New York, N.Y.
UNC rallied from double-figure deficits in the 2nd half to win consecutive games: trailed Miami 34-53 (-19) w/9:51 to play and won, 61-59, 3/11/11* in Greensboro; trailed Clemson 30-41 (-11) w/17:23 to play and won, 92-87, in overtime, 3/12/11* in Greensboro
UNC rallied from 20 points down to win: trailed Georgia Tech, 30-50 w/4:00 left in the 1st half and won, 82-75, 2/15/06
UNC rallied from 20 points down to take the lead: trailed Georgia Tech, 9-29, w/8:04 to play in first half and took the lead four times in second half, but lost 71-73, 1/16/10
Four-point play (individual): Kerwin Walton vs. Northeastern, 2/17/21
UNC did not score a fastbreak point: 0 at Clemson, 1/6/24
UNC scored 25 fastbreak points: *26 vs. Florida State, 3/14/24 in Washington, D.C.
UNC led by an AP Top-10 team by 20 or more at half: 22 vs. No. 10 Tennessee,

11/29/23 (led 61-29, won 100-92)

UNC led by 25 or more at half: ^28 vs. Marquette, 3/17/22 in Fort Worth (led 53-25)

UNC led by 30 or more at the half: 38 vs. Florida State, 2/12/22 (led 62-24)

UNC out-scored the opponent by 15 points in a half and lost: 60-45 in 2nd half and lost 85-92 at Wake Forest, 2/7/23

UNC led ACC opponent by 35 or more: led Notre Dame, 84-46, won 84-51, 3/5/24

UNC led by 40 or more: led Charleston Southern, 105-58, won 105-60, 12/29/23

UNC led by 50: *led Notre Dame, 101-51, won 101-59, 3/10/21, in Greensboro

Committed 30 personal fouls: 30 vs. Villanova, 11/23/23 in the Bahamas

Committed more than 30 personal fouls: 33 at Louisville, 1/31/15

OPPONENTS

SCORING

40: 47 by Malik Monk, Kentucky, 12/17/16 in Las Vegas

35 or more: 37 by Dalton Knecht, Tennessee, 11/29/23 (tied Smith Center oppt. record)

30 by different players in three consecutive games: 34 by Eric Dixon, Villanova, 11/23/23; 34 by Tramon Mark, Arkansas, 11/24/23 (both games in the Bahamas); 37 by Dalton Knecht, Tennessee, 11/29/23

Freshman scored 30: 34 by Terquavion Smith, NC State, 1/29/22

30/consecutive games: Xavier Rathan-Mayes, Florida State (35 at UNC, 1/24/15, and 30 in Tallahassee, 1/4/16)

30/twice in a season: Nolan Smith, Duke (34 at Duke, 2/9/11; 30 at UNC, 3/5/11)

20/three times in one season: Luke Kennard, Duke (20, 28 and 20), 2017

One w/30, one w/25: 34 by Terquavion Smith, 25 by Jericole Hellems, NC State, 1/29/22

Three w/20: Jared McCain (23), Kyle Filipowski (22), Jeremy Roach (20), Duke, 2/3/24

Four players with 20: Damion James (25), Dexter Pittman (23), J'Covan Brown (21) and Avery Bradley (20), Texas, 12/19/09 in Arlington, Texas

More than 25/half: 27 in first half by Malik Monk, Kentucky, 12/17/16 in Las Vegas

20/1st half: 20 by Tramon Mark, Arkansas, 11/24/23 in the Bahamas

20/2nd half: 22 by Dalton Knecht, Tennessee, 11/29/23

25/half: 25 in 2nd half by Tyree Appleby at Wake Forest, 2/7/23

20/both halves: 27 and 20 by Malik Monk, Kentucky, 12/17/16 in Las Vegas

Non-starter scored 30: 33 by Brent Arrington, Mississippi Valley State, 11/20/11

Non-starter scored 25: 25 by El Ellis at Louisville, 2/1/22

Non-starter scored 20: 22 by Jayden Taylor, NC State, 3/2/24

Non-starter was leading scorer: 22 by Jayden Taylor, NC State, 3/2/24

Scored 30+ points on fewer than 10 field goals: 35 by Tyree Appleby at Wake Forest, 2/7/23 (6x20 FG, 0x6 3FG, 23x28 FT)

Scored 15 straight points for his team: Tre Jones, Duke, 2/8/20

Scored 11 straight points for his team by free throws: Tyree Appleby at Wake Forest, 2/7/23 (in 1:34)

No player in double figures: at Evansville, 12/8/10

No starter in double figures: Boston College, 1/26/22

One player in double figures: 11 by Tae Davis, Notre Dame, 3/5/24

Only two players in double figures in a win over UNC: 31 by Jamarius Burton and 16 by Blake Hinson at Pittsburgh, 12/30/22

Six players in double figures: Virginia Tech, 2/17/24

Seven players in double figures: Wake Forest, 12/20/03 (3 OT)

Only four players scored: *Duke in Brooklyn, 3/9/18

Bench scored zero: Pittsburgh, 1/8/20

Bench scored 50 or more: 55 by Charleston, 11/11/22

Scored 90 in a UNC win: UNC 100, Tennessee 92, 11/29/23

100 points in a 40-minute game: 103 by Kentucky, 12/17/16 in Las Vegas

100 points in an overtime game: 103 by Alabama, 11/27/22 in Portland, Ore. (4 OT)

Fewer than 45: *43 by Virginia, 3/10/22 in Brooklyn

Fewer than 50: 44 at Virginia, 2/24/24

Fewer than 60 in a win over UNC: 56 at Virginia, 12/8/19

60/half: 61, 2nd by East Carolina, 12/15/12

50/half in a UNC win: 53, 2nd half by Tennessee, 11/29/23

12/half: 12 (1st half) by East Tennessee State, 12/8/12

13/half: *13 (1st half) by Virginia, 3/10/22 in Brooklyn

14, 15 or 16/half: 16 (1st half) at Virginia, 2/24/24

Fewer than 25/both halves: 22 and 19 by Virginia, 2/18/17

Fewer than 25/half in a win over UNC: 23, 2nd half at Pittsburgh, 1/18/20

Fewer than 30/both halves: 25 and 26 by Notre Dame, 3/5/24

Fewer than 30/both halves in a win over UNC: 27 and 26 at Virginia, 2/27/17

OPPONENTS FIELD GOAL SHOOTING

Made 13: Dalton Knecht, Tennessee, 11/29/23 (13x17)

Made 14: Jamarius Burton at Pittsburgh, 12/30/22 (14x17)

Two players made 10: 11 by RJ Barrett, 10 by Cam Reddish at Duke, 2/20/19

Missed every shot (min. 10 FGA): Noah Freidel, James Madison, 11/20/22 (0x11)

Two players attempted 20: 26 by Jahvan Quinerly and 21 by Brandon Miller, Alabama, 11/27/22 in Portland, Ore. (4 OT)

Attempted more than 25: 26 by Jahvan Quinerly, Alabama, 11/27/22 in Portland, Ore. (4 OT)

Attempted more than 25 in a 40-minute game: 26 by Paolo Banchemo at Duke, 3/5/22

Made 15 or fewer: 15 by Virginia, 2/18/17

Made less than 20 in a win over UNC: 19 at Virginia, 2/13/21

Made its first six attempts to begin a game: Syracuse, 2/28/22

Made its first seven attempts to begin a game: Louisville, 1/12/19

Made its first eight attempts to begin a game: Michigan, 11/29/17

Made 10 consecutive FG: Duke, 2/8/18

Made 15 consecutive FG: Clemson, 1/16/18

Attempted 90 or more: 90 by Alabama, 11/27/22 in Portland, Ore. (4 OT)

Missed 10 FG to begin a game: 10 by Florida State, 2/12/22

Missed more than 10 FG to begin a game: 11 by Charleston, 11/25/20

Missed 10 or more consecutive FG: 11 by Notre Dame, 3/5/24

Missed 15 consecutive FG: NC State, 3/2/24

50 percent/game in UNC win: 50.7 by Duke (35x69), 2/3/24

50 percent/both halves: *58.6 (17x29) & 50.0 (11x22) by NC State, 3/16/24 in Washington, D.C.

50 percent/both halves in UNC win: 53.3 (16x30) & 57.6 (19x33) by Tennessee, 11/29/23

Better than 55 percent/game in UNC win: 55.6 (35x63) by Tennessee, 11/29/23

60 percent/half in UNC win: 64.0, 2nd half (16x25) by Louisville, 1/17/24

60 percent/both halves: 63.0 (17x27) and 61.9 (13x21) at Syracuse, 2/13/24

60 percent/game: 62. (30x48) at Syracuse, 2/13/24

65 percent/half: 66.7 2nd half (24x36), Kentucky, 12/18/21 in Las Vegas

70 percent/half: 72.0 (18x25) 2nd half at Gonzaga, 12/18/19

70 percent/game: *71.7 (33x46) by Duke, 2/29/80, in Greensboro

75 percent/half: 76.5 (13x17) 2nd half at NC State, 2/3/07

Under 20 percent/half: 16.7 (5x30) 1st half at Virginia, 2/24/24

Under 25 percent/half and won: 22.7 (5x22) 2nd half at Pittsburgh, 1/18/20

Under 30 percent/both halves: 28.1 (9x32) and 26.5 (9x34) at NC State, 1/10/24

Under 30 percent/game: 27.6 (16x58) at Virginia, 2/24/24

Under 35 percent/game and won: 34.5 (10x29) 1st half by Clemson, 1/11/20

Under 40 percent/game and won: 39.7 (27x66) by Clemson, 2/6/24

Under 40 percent/both halves and won: 36.0 (9x25) & 36.7 (11x30), Villanova, 11/23/23 in the Bahamas

50 percent in first half and under 20 percent in second half: 57.1 (16x28) 1st half and 16.1 (5x31) 2nd half at Elon, 11/9/18

Under 30 percent in first half and 60 percent in second half: 25.0 (10x40) and 65.4 (17x26) by NC State, 2/1/14

Under 20 percent in first half and 50 percent in second half: *18.5 (5x27) 1st half and 52.0 (13x25) 2nd half by Virginia, 3/10/22 in Brooklyn

OPPONENTS THREE-POINTERS

5: Jayden Taylor, NC State, 3/2/24

6 or 7: 7 by Mark Sears, Alabama, 11/27/22 in Portland, Ore. (4 OT)

8: Malik Monk, Kentucky, 12/17/16 in Las Vegas

9: Grayson Fittner, Gardner-Webb, 11/23/09

10: Kyle McAlarney, Notre Dame, 11/26/08 in Maui

7 of 7: Allerik Freeman, NC State, 1/27/18 (7x7)

Made every att. (min. 5): Ithiel Horton, Pittsburgh, 2/16/22 (5x5)

Missed every att. (5 or more): Kevin Miller, Wake Forest 1/22/24 (0x5)

Missed every att. (9 or more): Noah Freidel, James Madison, 11/20/22 (0x9)

Two players made at least 5: 5 by Sam Waardenburg & Isaiah Wong at Miami, 1/18/22

Three players made at least 5: 7 by Jordan Bohannon, 5 by CJ Fredick, 5 by Joe Wieskamp at Iowa, 12/8/20

5 in a half: Cole Swider, 1st half, Syracuse, 2/28/22

Attempted 15 3FGs: 16 by Jordan Bohannon at Iowa, 12/8/20

Nine different players made a 3FG: Lehigh, 11/12/23

Did not make a three-pointer: 0 by Boston College (6 attempts), 1/17/23

Made 14: Miami, 2/26/24

Made 15 or 16: 16 by Alabama, 11/27/22 in Portland, Ore. (4 OT)

Made 17: at Iowa, 12/8/20

Made 10 or more/half: 11, 1st half at Iowa, 12/8/20 (22 attempts)

15 or more/consecutive games: 15 by NC State, 1/27/18, and 15 at Clemson, 1/30/18

Attempted 40 or more: 43 at Iowa, 12/8/20

60 percent (min. 10 att.): 62.5 (10x16) at Duke, 2/18/15

65 percent (min. 10 att.): 66.7 (8x12) at Illinois, 11/30/10

Less than 10 percent (min. 10 att.): 5.6 (1x18) at Clemson, 1/6/24

Made 14 and lost: Miami, 2/26/24

Made 15 or more and lost: 15 at Louisville, 2/1/22

Made less than five and won: *4 by Virginia, 3/9/23 in Greensboro

Made more 3FG than two-pointers: Miami, 2/26/24 (14 3FGs, 10 2FGs)

Made 40% 3FGs & Under 40% 2FGs: Miami, 2/26/24 (46.7% 3FGs, 32.3% 2FGs)

Attempted more 3FG than two-pointers: at Portland, 11/24/22 (32 3FGA, 26 2FGA)

OPPONENTS FREE THROWS

Made 10: Otega Oweh, Oklahoma, 12/20/23 in Charlotte

Made 20: 23 by Tyree Appleby at Wake Forest, 2/7/23 (ACC record)

Attempted 20: 28 by Tyree Appleby at Wake Forest, 2/7/23 (ACC record)

Made & Attempted 20/Half: 21x26 in 2nd by Tyree Appleby at Wake Forest, 2/7/23

10x10: Tre Jones at Duke, 3/7/20

Better than 10x10: ^12x12 by Tyler Dorsey, Oregon, 4/1/17 in Phoenix

100 percent (min. 10): 100.0 (12x12) by NC State, 1/21/23

100 percent (min. 30): 100.0 (32x32) at Wake Forest, 1/15/05

At least 95 percent, 20 or more attempts: 96.3 (26x27) at Florida State, 1/16/21

At least 85 percent, 30 or more attempts: 88.9 (32x36), Villanova, 11/23/23 in Bahamas

Under 30 percent: 27.3 (3x11) by NC State, 1/8/17

Under 40 percent: 30.8 (4x13) by Louisville, 2/22/17

Under 50 percent and won: ^47.1 (8x17) by Auburn, 3/29/19 in Kansas City, Mo.

Made 30 or more: 32 by Villanova, 11/23/23 in the Bahamas

Made 25 or more in a UNC win: 25 at Boston College, 1/20/24 (25x29)

Made one: The Citadel, 12/13/22

Made fewer than five: 4 by Florida State, 12/2/23

Made five or fewer and won: 4 by Tennessee, 11/21/21 in Uncasville, Conn.

Attempted 40 or more: 42 at Wake Forest, 2/7/23

Attempted fewer than five: 4 by Lehigh, 11/12/23

Missed 20 or more: *20 (21x41) by Pittsburgh, 3/14/14 in Greensboro

Only one player attempted: Jordan Taylor, Wisconsin (3x6), 11/30/11

Made more free throws than field goals: at Boston College, 1/20/24 (25 FTs, 19 FGs)

OPPONENTS REBOUNDS

10 by a guard: 11 by Matthew Cleveland, Miami, 2/26/24
14: *Mohamed Diarra, NC State, 3/16/24 in Washington, D.C.
16: Charles Bediako, Alabama, 11/27/22 in Portland, Ore. (4 OT)
17: T.J. Bickerstaff, Boston College, 1/26/22
18 or 19: 19 by John Mooney, Notre Dame, 1/15/19
20 or more: *21 by Talib Zanna, Pittsburgh, 3/14/14 in Greensboro
10 offensive: 10 by Kerry Blackshear, Virginia Tech, 1/21/19
Two players with 15 or more: 15 by Damion James and 15 by Dexter Pittman, Texas, 12/19/09 in Arlington, Texas
Three players in double-figures: ^Joey Lynch-Flohr (11), Artsiom Parakhouski (10) and Eric Hall (10), Radford, 3/19/09 in Greensboro
50 rebounds: 58 by Alabama, 11/27/22 in Portland, Ore. (4 OT)
50 rebounds in a 40-minute game: ^50 by Texas A&M, 3/18/18 in Charlotte
60 rebounds: 60 by Texas, 12/19/09 in Arlington, Texas
Fewer than 20 rebounds: ^15 by Notre Dame, 3/27/16 in Philadelphia
25 offensive rebounds: 29 by Butler, 11/26/14 in the Bahamas
20 second-chance points: 21 at Iowa, 12/8/20
One offensive rebound: Georgia Tech, 12/10/22
Zero second-chance points: Georgia Tech, 12/10/22
One second-chance point: at Pittsburgh, 1/2/24
Outrebounded UNC/3consecutive games: UConn (33-43), 12/5/23 in New York; Kentucky (32-42), 12/16/23 in Atlanta; Oklahoma (34-41), 12/20/23 in Charlotte
Outrebounded UNC by 10 or more/consecutive games: UConn (33-43), 12/5/23 in New York; Kentucky (32-42), 12/16/23 in Atlanta
Outrebounded UNC by 15 or more: 16 (24-40) by Duke, 2/5/22
More offensive rebounds than UNC had defensive: Butler in The Bahamas, 11/26/14 (Butler 29 offensive, UNC 26 defensive)

OPPONENTS DOUBLE-DOUBLES

20 points/15 rebounds: 21/15 by Marvin Bagley III at Duke, 3/3/18
30 points/10 rebounds: 34/10, Eric Dixon, Villanova, 11/23/23 in the Bahamas
Points & rebounds w/5 or more assists: 22/10/6 by Jaden Ivy, Purdue, 11/20/21 in Uncasville, Conn.
Points & rebounds w/7 or more assists: 17/10/7 by Dwayne Sutton, Louisville, 1/12/19
Points & rebounds w/5 or more blocks: 23/11/5 by Quincy Guerrier, Syracuse, 1/12/21
Points & rebounds w/5 or more steals: 16/11/5 by Ian Schieffelin at Clemson, 1/6/24
30 points/10 assists: Tyree Appleby at Wake Forest, 2/7/23 (33 points/11 assists)
Three players: Lorenzo Brown (12 pts/12 assists), Richard Howell (13 pts/17 reb) and TJ Warren (10 pts, 10 reb), NC State, 2/23/13
Player had three in one season: Marvin Bagley III, Duke, 2018

OPPONENTS TRIPLE DOUBLE

Greivis Vasquez at Maryland, 2/21/09 (35 pts/11 reb/10 assists) (first in ACC game)

OPPONENTS ASSISTS

11: Tyree Appleby at Wake Forest, 2/7/23
12: by Melo Trimble, Maryland, 12/1/15
13: *by Luke Loucks, Florida State, 3/11/12 in Atlanta
15 or more: 17 by Kenny Anderson at Georgia Tech, 2/1/90
10 or more assists and no turnovers: Cameron Wright (10 assists) at Pitt, 2/14/15
25 or more: 25 by UConn, 12/5/23 in New York
30 or more: 30 at Pittsburgh, 2/14/15
Fewer than 5: 3 by Wake Forest, 1/22/24
Assists on 80% of its field goals: 84.2% at Virginia, 2/13/21 (16 assists on 19 FGs)

OPPONENTS TURNOVERS

7: Femi Odukale, Pittsburgh, 2/16/22
8: Ky Bowman at Boston College, 1/21/17
10: Evan Turner, Ohio State, 11/19/09 in New York, N.Y.
20 or more and won: 22 by Alabama, 11/27/22 in Portland, Ore. (4 OT)
25: UNCW, 12/5/18
30 or more: 32 by South Carolina State, 11/20/07
2: at NC State, 2/19/23
5 or fewer in a UNC win: *5 by Pittsburgh, 3/15/24 in Washington, D.C. (UNC won 72-65)
Fewer than 5 in a UNC win: 4 at Boston College, 1/20/24 (UNC won 76-66)
UNC scored 0 points off oppt. turnovers: 0 vs. Virginia, 2/25/23 (UNC won 71-63)
UNC scored 25 or more points off oppt. turnovers: 25 vs. Northern Iowa, 11/22/23 in the Bahamas (17 turnovers)
UNC scored 30 or more points off oppt. turnovers: 32 vs. Wake Forest (1/4/23) (15 turnovers)
UNC scored 35 points off oppt. turnovers: 37 vs. NC State, 1/8/17 (off 26 turnovers)

OPPONENTS BLOCKS

5: *Kadin Shedrick, Virginia, 3/9/23 in Greensboro
6, 7 or 8: 8 by Dereck Lively II at Duke, 2/4/23
10 or more: 11 at Duke, 2/4/23

OPPONENTS STEALS

5: Ian Schieffelin at Clemson, 1/6/24
6: Scottie Barnes, Florida State, 2/27/21
7 or 8: 8 by Ashton Hagans, Kentucky, 12/22/18 in Chicago
15 or more: 15 at Syracuse, 3/1/21
20 or more: 20 at Clemson, 1/17/07

OPPONENTS MISCELLANEOUS (UNC scores listed first)

Led team in scoring, rebounds and assists: Tyree Appleby at Wake Forest, 2/7/23 (33 points/7 rebounds/11 assists)
Led team in scoring, rebounds, assists and blocks: Quinten Post, Boston College, 1/17/23 (17 points/5 rebounds/1 assist/1 block)
Led team in scoring, rebounds, assists and steals: Jake LaRiviera at Wake Forest, 1/22/22 (31 points/10 rebounds/4 assists/3 steals)
Led team in scoring, rebounds, assists, blocks and steals: Aamir Simms, Clemson, 1/11/20 (20 points, 8 rebounds, 6 assists, 4 blocks, 3 steals)
Four-point play: Eric Dixon, Villanova, 11/23/23 in the Bahamas
Game-winning shot with no time left: Wendell Moore, Duke, 2/8/20 (in OT)
Game-winning shot less than a second left: Matt Coleman III, Texas, 12/2/20 in Asheville (0.1 second to play)
Game-winning shot less than five seconds left: Nate Laszewski at Notre Dame, 2/17/20 (3FG with 2.4 seconds to play)
Game-winning shot less than 10 seconds left: Naithan George at Georgia Tech, 1/30/24 (7.7 seconds to play)
Game-tying shot w/0:00 on the clock to force overtime: Tre Jones, Duke, 2/8/20
Hit a shot from other side of halfcourt: Louis Dabney, Tulane, 12/16/15, to end first half
Winning free throws with less than 30 seconds to play: Pittsburgh's Jamarius Burton made two with 3.6 seconds to play, won 64-65, 2/1/23
Trailed at the half and won: *NC State, 3/16/24 in Washington, D.C. (UNC led 40-39, NC State won 76-84)
Trailed by 10 or more with less than four minutes to play and won: Duke, 2/8/20 (Duke trailed 77-64 with 3:55 to play, won 96-98 in OT)
Trailed by 10 or more with less than two minutes to play and won: Clemson, 1/11/20 (Clemson trailed 68-58 with 1:56 to play, won 76-79 in overtime)
Trailed by more than 15 and won: ^16 by Kansas, 4/4/22 in New Orleans (KU trailed 38-22, won 69-72)
Trailed by 20 or more and won: 24 at Florida State, 1/22/04 (FSU trailed 42-18 in first half, won 81-90 in overtime)
Trailed by 20 and took the lead: at Virginia Tech, 1/24/16 (UNC led 36-16; VT took a 59-61 lead but UNC won 75-70)
Trailed by 25 and forced overtime: ^UNC led Baylor, 67-42, with 10:09 to play; game went to overtime tied at 80 and UNC won, 93-86, 3/19/22 in Fort Worth, Texas
Led Carolina by 20 or more at halftime: 22 at Wake Forest (25-47), 2/7/23
Led Carolina by 20 or more at halftime in Chapel Hill: 20 by Georgia Tech (27-47), 1/4/20
Led Carolina by 25 or more at halftime: 27 at Miami (22-49), 1/18/22
Led Carolina by 35: Kentucky (63-98), 12/18/21 in Las Vegas
Led Carolina by more than 35: 36 at Duke (37-73), 3/6/10
Scored more than 15 straight: 17-0 run at Louisville, 2/22/20
Scored 19 straight: 19-0 run by Michigan, 11/28/19 in The Bahamas
Scored first 10 points: UNLV led 0-13, 11/30/20 in Asheville (UNC won, 78-51)
Scored first 14 points: *Miami led 0-14 in Brooklyn, 3/8/18 (UNC won, 82-65)
Outscored UNC by more than 20 in a half: 22 at Wake Forest, 2/7/23 (25-47, 1st half)
Outscored UNC by more than 20 in a half in Chapel Hill: 23 by Ohio State, 12/4/19 (22-45, 2nd half)
Outscored UNC by more than 25 in a half: 27 at Miami, 1/18/22 (22-49, 1st half)
25 fastbreak points: at NC State, 2/19/23
30 fastbreak points: at Wake Forest, 1/22/22
Zero fastbreak points: Wake Forest, 1/22/24
Committed 30 fouls: Kentucky, 12/19/20 in Cleveland
Played 50 minutes: 55:03 by Mark Sears, Alabama, 11/27/22 in Portland, Ore. (4 OT)

* ACC Tournament, ^ NCAA Tournament



LAST TIME IT HAPPENED... UNC in the NCAA Tournament



SCORING

Scored 30 points: Caleb Love (30) vs. UCLA, 2022 East Semifinal
Scored 35 points: Al Wood (39) vs. Virginia, 1981 NCAA Semifinal
Scored 20 points/half: Caleb Love (22 in 2nd half) vs. Duke, 2022 NCAA Semifinal
Scored 25 points/half: Caleb Love (27 in 2nd half) vs. UCLA, 2022 East Semifinal
Two players scored 25 points: RJ Davis (30), Brady Manek (26) vs. Baylor, 2022 East 2nd (OT)
Non-starter scored 20 points: 20 by Nassir Little vs. Washington, 2019 Midwest 2nd
Non-starter led UNC in scoring: 20 by Nassir Little vs. Washington, 2019 Midwest 2nd (shared team scoring honors with Luke Maye)
Scored 20 or more points in four consecutive games: Tyler Zeller (32 vs. LIU, 23 vs. Washington, 27 vs. Marquette and 21 vs. Kentucky) 2011 East Final
Scored 20 or more points in his first three games: Harrison Barnes (24 vs. LIU, 22 vs. Washington, 20 vs. Marquette), 2011 East Final
Scored 25 or more points in his first game: Brady Manek (28) vs. Marquette, 2022 East 1st
Six players in double figures: Justin Jackson (21), Isaiah Hicks (17), Kennedy Meeks (13), Tony Bradley (12), Nate Britt (19) and Luke Maye (10) vs. Texas Southern, 2017 South 1st
One player in double figures: Joseph Forte (28) vs. Tulsa, 2000 South Final
UNC scored 50/both halves: 52 (1st) and 51 (2nd) vs. Texas Southern, 2017 South 1st
UNC scored 60 points/half: 60 vs. Mount St. Mary's (1st), 2008 East 1st
UNC scored 100 points: 103 vs. Texas Southern, 2017 South 1st
UNC scored 100 points/consecutive games: 113 vs. Mount St. Mary's (2008 East 1st) and 108 vs. Arkansas (2008 East 2nd)
UNC scored less than 20 points/half: 17 vs. Kansas (2nd half), 1957 NCAA Final (3 OT)
UNC scored less than 25 points/half: 24 vs. Wisconsin (1st half), 2021 Midwest 1st
UNC scored less than 50 pts/game: 44 vs. Villanova, 1985 Southeast Final

FIELD GOAL SHOOTING

UNC shot 60 percent/half: 62.9 (22x35) 2nd half vs. Washington, 2019 Midwest 2nd
UNC shot 60 percent/consecutive halves: 60.7 (17x28) 2nd half vs. Providence, 2016 East 2nd and 62.1 (18x29) 1st half vs. Indiana, 2016 East SF
UNC shot 70 percent/half: 73.5 (25x34) 2nd half vs. Arkansas, 2008 East 2nd
UNC shot 60 percent/both halves: 61.3 (19x31) and 73.5 (25x34) vs. Arkansas, 2008 East 2nd
UNC shot 60 percent/game: 61.5 (32x52) vs. Notre Dame, 2016 East Final
UNC shot 60 percent/consecutive games: 60.6 (43x71) vs. Mount St. Mary's, 2008 East 1st, and 67.7 (44x65) vs. Arkansas, 2008 East 2nd
UNC shot 70 percent/game: 79.0 (49x62) vs. Loyola Marymount, 1988 West 2nd
UNC shot under 25 percent/half: 22.6 (7x31) 2nd vs. Kansas, 2012 Midwest Final
UNC shot under 30 percent/game: 28.2 (24x85) vs. Houston, 1967 NCAA 3rd Place
UNC shot under 40 percent/game and won: 35.6 (26x73) vs. Gonzaga, 2017 NCAA Final

THREE-POINTERS

Made 6 three-pointers: Caleb Love vs. UCLA, 2022 East Semifinal
Made 5 in a half: Caleb Love (5 in 2nd half) vs. UCLA, 2022 East Semifinal
Made 6 in a half: Caleb Love (6 in 1st half) vs. Marquette, 2022 East 1st
Attempted more than 10: 13 by Caleb Love vs. UCLA, 2022 East Semifinal
UNC made 10 three-pointers: 10 vs. Duke, 2022 NCAA Semifinal
UNC made 11 three-pointers: 11 vs. Baylor, 2022 East 2nd (OT)
UNC made 13 three-pointers: 13 vs. Marquette, 2022 East 1st
UNC did not make a three-pointer: 0 vs. Alabama, 1992 Southeast 2nd
UNC attempted 30 three-pointers: 31 vs. UCLA, 2022 East Semifinal
UNC attempted 35 three-pointers: 35 vs. Marquette, 2022 East 1st
UNC shot 70 percent (min. 10 att.): 70.0 (7x10) vs. Oklahoma, 1990 Midwest 2nd
UNC shot less than 15 percent (min. 10 att.): 14.8 vs. Gonzaga (4x27), 2017 NCAA Final
UNC shot less than 20 percent (min. 10 att.): 19.4 vs. Texas A&M (6x31), 2018 West 2nd

CAROLINA FREE THROWS

Made 10 for 10 or better: 12x12 by Tyler Hansbrough vs. Radford, 2009 South 1st
Made 15 free throws: 15 by Ty Lawson vs. Michigan State, 2009 NCAA Final
Attempted 15 free throws: 15 by Armando Bacot vs. Baylor, 2022 East 2nd (OT)
UNC shot 90 percent (min. 10 att.): 90.5 (19x21) vs. Providence, 2016 East 2nd
UNC shot under 50 percent: 48.3 (14x29) vs. Ohio State, 1946 East Final (OT)
UNC made 30 free throws: 31 vs. Long Island, 2011 East 1st
UNC made less than five FTs: 4 vs. George Mason, 2006 East 2nd
UNC attempted 40 free throws: 42 vs. Long Island, 2011 East 1st
UNC attempted less than five FTs: 4 vs. George Mason, 2006 East 2nd

REBOUNDS

Had 20 rebounds/consecutive games: 22 by Armando Bacot vs. Saint Peter's, 2022 East Final; 21 vs. Duke, 2022 NCAA Semifinal
Had 15 rebounds/5 consecutive games: 16 by Armando Bacot vs. Baylor, 2022 East 2nd (OT); 15 vs. UCLA, 2022 East Semifinal; 22 vs. Saint Peter's, 2022 East Final, 21 vs. Duke, 2022 NCAA Semifinal; 15 vs. Kansas, 2022 NCAA Final
Two players had 15 or more rebounds: 17 by Sean May and 15 by Marvin Williams vs. Iowa State, 2005 East 2nd
Three players had double-figure rebounds: 15 by Armando Bacot, 13 by Brady Manek, 12 by RJ Davis vs. Kansas, 2022 NCAA Final

UNC had 20 offensive rebounds: 24 vs. Kansas, 2022 NCAA Final
UNC had 60 rebounds: 63 vs. Ohio, 2012 Midwest Semifinal (OT)

DOUBLE-DOUBLES

20 points/20 rebounds: Armando Bacot (20/22) vs. Saint Peter's, 2022 East Final
Double-double in points and rebounds and 5 or more assists: Theo Pinson vs. Lipscomb, 2018 West 1st (15 points/10 rebounds/7 assists)
Double-double in points and assists and 5 or more rebounds: Steve Bucknall vs. Michigan, 1989 South Semifinal (10 points/7 rebounds/10 assists)
Double-double by a non-starter: Luke Maye (16 points/12 rebounds) vs. Butler, 2017 South Semifinal
Three players had double-doubles: Armando Bacot (15 points/15 rebounds), RJ Davis (15 points/12 rebounds) Brady Manek (13 points/13 rebounds), vs. Kansas, 2022 NCAA Final
Points & rebounds in 6 consecutive games: Armando Bacot, 2022 (NCAA record)
Points & assists: Kendall Marshall (18 points/11 assists) vs. Creighton, 2012 Midwest 2nd
Points & assists/consecutive games: Kendall Marshall (11 points/10 assists) vs. Vermont, 2012 Midwest 1st, and (18 points/11 assists) vs. Creighton, 2012 Midwest 2nd
Points & rebounds/guard: RJ Davis (15 points/12 rebounds) vs. Kansas, 2022 NCAA Final

ASSISTS

Had 10 assists: 12 by RJ Davis vs. Marquette, 2022 East 1st
Had 10 assists in consecutive games: Kendall Marshall – 10 vs. Vermont, 2012 Midwest 1st; and 11 vs. Creighton, 2012 Midwest 2nd
Had 10 assists in three consecutive games: Ed Cota – 10 vs. Weber State, 1999 West 1st; 10 vs. Missouri, 2000 South 1st; and 10 vs. Stanford, 2000 South 2nd
UNC had 30 assists: 36 vs. Loyola Marymount, 1988 West 2nd
UNC had less than 10 assists: 7 vs. Duke, 2022 NCAA Semifinal
UNC had fewer than 5 assists: 4 vs. Texas A&M, 1980 Midwest 2nd (2 OT)

TURNOVERS

Had more than 5: 6 by Caleb Love vs. Baylor, 2022 East 2nd (OT)
UNC committed 20 or more and won: 22 vs. Baylor, 2022 East 2nd (OT)
UNC committed 25 or more: 26 vs. Loyola Marymount, 1988 West 2nd
UNC committed less than 5: 4 vs. Gonzaga, 2017 NCAA Final
UNC committed less than 10 in consecutive games: 8 vs. UCLA and 8 vs. Saint Peter's, 2022 East Semifinal and Final

BLOCKED SHOTS

Blocked 5 or more shots: 8 by Brice Johnson vs. Florida Gulf Coast, 2016 East 1st
UNC blocked 10 shots: 10 vs. Florida Gulf Coast, 2016 East 1st

STEALS

Had 5 or more steals: 5 by Justin Jackson vs. Arkansas, 2017 South 2nd
UNC had 10 or more steals: 13 vs. Arkansas, 2017 South 2nd

MISCELLANEOUS

Led UNC in points, rebounds and assists: Armando Bacot (15 points, 15 rebounds, 2 assists) vs. Kansas, 2022 NCAA Final
Led UNC in points, rebounds, blocks and steals: Kennedy Meeks vs. Oregon, 2017 NCAA Semifinal (25 points, 14 rebounds, 1 block, 3 steals)
Played every minute/overtime game: 45:00 by RJ Davis vs. Baylor, 2022 East 2nd
Played the entire game: Caleb Love vs. UCLA, 2022 East
Carolina rallied from 10 points down in the second half to win: trailed Southern California by 16 points (33-49) with 17:42 to play and won, 74-64, 2007 East Semifinal
Carolina trailed by five or more points in the final four minutes and won: trailed Arkansas 60-65 with 2:57 to play, won 72-65), 2017 South 2nd
Led at the half and lost: 2022 NCAA Final (led Kansas 40-25, lost 69-72)
Led by 10 or more points in the second half and lost: 2022 NCAA Final (led Kansas 40-25 to start second half, lost 69-72)
Led by 10 or more points in the second half and went to overtime: 2022 East 2nd vs. Baylor (led 67-42, tied at 80 at end of regulation, won 93-86 in OT)
Led by 20 or more points at halftime: 28 vs. Marquette, 2022 East 1st (led 53-28)
Scored 15 or more consecutive points: 19-0 run vs. Marquette, 2011 East Semifinal
Hit a last-second shot to win: Luke Maye with 0.3 seconds left to beat Kentucky, 75-73, 2017 South Final

OVERTIME

Played overtime: 2022 East 2nd vs. Baylor (won 93-86)
Lost in overtime: 2007 East final vs. Georgetown (lost, 84-96)
Played two overtimes: 1980 Midwest 2nd vs. Texas A&M (lost, 61-78)
Played three overtimes: 1957 NCAA Final vs. Kansas (won, 54-43)

SCORING MISC.

Won by 30 or more points: 32 – UNC 95, Marquette 63, 2022 East 1st
Won by 40 or more points: 43 – UNC 101, Radford 58, 2009 South 1st
Lost by 20 or more points: 23 – Wisconsin 85, UNC 62, 2021 Midwest 1st
Allowed less than 50 points: 49 by Saint Peter's, 2022 East Final



LAST TIME IT HAPPENED... Opponents in the NCAA Tournament



SCORING

Scored 25 points: 27 by Adam Flagler, Baylor, 2022 East 2nd (OT)
Scored 30 points: 36 by Bryce Cotton, Providence, 2014 East 1st
Three players scored 20 points: Gary Grant (24), Glen Rice (22) and Antoine Joubert (20), Michigan, 1987 East 2nd
One player in double figures: 16 by Ed Persia, Princeton, 2001 South 1st
No starters in double figures: Arkansas, 2017 South 2nd
Six players in double figures: Chuma Okeke (20), Malik Dunbar (13), Bryce Brown (12), Danjel Purifoy (12), Samir Doughty (10) and J'Von McCormick (10), Auburn, 2019 Midwest Semifinal
Scored 50 points/half: 51 by Baylor (2nd half), 2022 East 2nd (OT)
Scored 55 points/half: 56 by Auburn (2nd half), 2019 Midwest Semifinal
Scored 100 points: 104 by Drake, 1969 NCAA 3rd Place
Scored 15 points/half: 15 by Marquette (1st half), 2011 East Semifinal
Scored less than 20 points/half: 19 by Saint Peter's (1st half), 2022 East Final
Scored less than 50 pts/game: 49 by Saint Peter's, 2022 East Final

FIELD GOAL SHOOTING

Shot 60 percent/half: 60.0 (15x25) by Florida Gulf Coast, 2016 East 1st
Shot 65 percent/half: 65.0 (13x20) by Texas Tech, 2nd half, 1996 East 2nd
Shot 70 percent/half: 76.2 (16x21) by Villanova, 2nd half, 1985 Southeast Final
Shot 50 percent/both halves: 50.0 (17x34) and 53.8 (14x26) by Texas A&M, 2018 West 2nd
Shot 60 percent/both halves: 61.9 (13x21) and 68.8 (11x16) by Indiana, 1984 East Semifinal
Shot 60 percent/game: 64.9 (24x37) by Indiana, 1984 East Semifinal
Shot under 20 percent/half: 16.7 (7x42) by Radford, 2nd half, 2009 South 1st
Shot under 25 percent/half: 22.6 (7x31) by Saint Peter's (1st half), 2022 East Final
Shot under 30 percent/game: 27.5 (22x80) by Radford, 2009 South 1st
Shot under 40 percent/game and won: 39.7 by George Mason (23x58), 2006 East 2nd
Shot over 50 percent and lost: 55.1 (27x49) by Notre Dame, 2016 East Final

THREE-POINTERS

Made 7 three-pointers: 7 by Rickey McGill, Iona, 2019 Midwest 1st
Attempted 10 three-pointers: 11 by Adam Flagler, Baylor, 2022 East 2nd (OT)
Made more than 10 three-pointers: 13 by Wisconsin, 2021 Midwest 1st
Made more than 15 three-pointers: 17 by Auburn, 2019 Midwest Semifinal
Made less than five three-pointers: 4 by Saint Peter's, 2022 East Final
Attempted 30 three-pointers: 37 by Baylor, 2022 East 2nd (OT)
Attempted 40 three-pointers: 41 by Iona, 2019 Midwest 1st
Shot 50 percent 3FG (min. 10 att.): 57.1 (8x14) by Villanova, 2016 NCAA Final

FREE THROWS

Made 10 for 10 or better: 12x12 by Tyler Dorsey, Oregon, 2017 NCAA Semifinal
Made 10 or more: 12 by Tyler Dorsey, Oregon, 2017 NCAA Semifinal
Shot 100 percent (min. 10 att): 100.0 (12x12) by Villanova, 1991 East 2nd
Shot under 50 percent: 47.1 (8x17) by Auburn, 2019 Midwest Semifinal
Shot under 40 percent: 30.8 (4x13) by Syracuse, 2016 NCAA Semifinal
Made 25 free throws: 25 by Oregon, 2017 NCAA Semifinal
Made less than five FTs: 3 by Marquette, 2022 East 1st
Attempted 30 free throws: 30 by Texas Tech, 1996 East 2nd
Attempted less than five FTs: 2 by Princeton, 2001 South 1st

REBOUNDS

Had 15 rebounds: 16 by Jordan Bell, Oregon, 2017 NCAA Semifinal
Three players had double-figure rebounds: Joey Lynch-Flohr (11), Artsiom Parakhouski (10) and Eric Hall (10), Radford, 2009 South 1st
Had 20 offensive rebounds: 20 by Arkansas, 2015 West 3rd
Had 50 rebounds: 50 by Texas A&M, 2018 West 2nd

DOUBLE-DOUBLES

Two players had double-doubles: David McCormack (15 points/10 rebounds), Christian Braun (12 points/12 rebounds), Kansas, 2022 NCAA Final
Three players had double-doubles: Hank Gathers (17 points and 12 rebounds), Mike Yoest (10 points and 12 rebounds) and Corey Gaines (16 points and 10 assists), Loyola Marymount, 1988 West 2nd
Points & assists: Sean Colson, UNC Charlotte (21 points and 10 assists), 1998 East 2nd (OT)

TRIPLE-DOUBLE

Player had a triple double: Gary Grant, Michigan (24 points, 10 rebounds, 10 assists), 1987 East 2nd

ASSISTS

Player had 10 assists: Tyler Kolek, Marquette, 2022 East 1st
Player had more than 10 assists: 11 by Jared Harper, Auburn, 2019 Midwest Semifinal
Had 20 assists: 21 by Auburn, 2019 Midwest Semifinal
Had 25 assists: 26 by Georgetown, 2007 East Final (OT)
Had 5 or fewer assists: 5 by Syracuse, 2016 NCAA Semifinal

TURNOVERS

Player had more than 5: 6 by Dusty Hannahs, Arkansas, 2017 South 2nd
Committed 20 or more: 21 by Arkansas, 2015 2nd
Committed 25 or more: 28 by New Mexico, 1975 East 1st
Committed 20 or more and beat UNC: 22 by Kansas, 2013 South 2nd
Committed 5 or less: 4 vs. Duke, 2022 NCAA Semifinal

BLOCKED SHOTS

Player blocked 5 or more shots: 6 by KC Ndefo, Saint Peter's, 2022 East Final
Blocked 0 shots: 0 by Wisconsin, 2015 West Semifinal
Blocked 10 shots: 11 by Georgetown, 2007 East Final (OT)

STEALS

Player had 5 or more steals: 5 by Bobby Portis, Arkansas, 2015 West 2nd
Had 15 steals: 18 by Penn State, 2001 South 2nd

MISCELLANEOUS

Led team in points, rebounds and assists: Nigel Williams-Goss, Gonzaga (15 points, nine rebounds, six assists), 2017 NCAA Final
Played the entire game: Christian Braun, Kansas, 2022 NCAA Final
Hit a last-second shot to win: Three-pointer by Kris Jenkins, Villanova, 2016 NCAA Final
Led Carolina by 10 or points at halftime: Wisconsin led by 16 (24-40), 2021 Midwest 1st
Led Carolina by 20 or more points: Wisconsin led and won by 23 (62-85), 2021 Midwest 1st



CAROLINA: BY THE NUMBERS



- 1 Carolina has been ranked **No. 1 in the final Associated Press poll** six times, the fourth most in college basketball history (1957, 1982, 1984, 1994, 1998 and 2008).
- 1 **First overall selection** in NBA Drafts (James Worthy 1982 and Brad Daugherty 1986).
- 1 Marvin Williams was the first player to leave college after one year, play in the NBA and **return to college to earn his degree**.
- 2 Hubert Davis is the second individual to **play in a Final Four and be the head coach of the same school in the Final Four** (Dick Harp of Kansas is the other; Harp was also an administrative assistant to Dean Smith when Davis was a freshman at UNC in 1988-89).
- 2 Danny Green and LeBron James are the only two players in NBA history to **start for three different teams that won NBA championships** (Green in 2014 San Antonio, 2019 Toronto and 2020 Los Angeles Lakers).
- 2.4 **Average ACC regular-season finish**, best all-time.
- 3 **Bob Cousy Award** winners (Raymond Felton 2005, Ty Lawson 2008, Kendall Marshall 2012). UNC is the only school with three.
- 3 & 5 Roy Williams won the **third-most games by a Division I coach** in NCAA history (903). Dean Smith is fifth (879).
- 4 Tar Heel players with **NCAA and NBA championships** (James Worthy, Michael Jordan, Danny Green, Justin Jackson).
- 4 **Hubert Davis** is the fourth former Carolina player to be head coach of the Tar Heels (Reynolds Cuthbertson, Monk McDonald, Matt Doherty and Davis).
- 4 Tyler Hansbrough is the only player in ACC history to earn **first-team All-America honors four times**.
- 4 **NBA Draft Lottery** picks in 2005. Carolina was the first school to have four Lottery picks in the same draft.
- 4 Luke Maye, Marcus Paige, Tyler Zeller and Henrik Rodl won **Academic All-ACC honors four times** among the 67 occasions Tar Heels have earned that distinction (**RJ Davis** in 2023).
- 5 **Most Outstanding Players in the Final Four** (James Worthy in 1982, Donald Williams in 1993, Sean May in 2005, Wayne Ellington in 2009, Joel Berry II in 2017).
- 5 **NBA Rookies of the Year** (Bob McAdoo, Walter Davis, Phil Ford, Michael Jordan, Vince Carter).
- 6 Tyler Zeller (2011, 2012), Marcus Paige (2015, 2016) and Luke Maye (2018, 2019) have won six **Skip Prosser Awards**, given to the ACC's top scholar-athlete.
- 6 **National Coaches of the Year** (Frank McGuire in 1957, Dean Smith four times, Bill Guthridge in 1998, Matt Doherty in 2001, Roy Williams five times, Hubert Davis 2022).
- 7 **National Championships** (NCAA Tournament titles won in 1957, 1982, 1993, 2005, 2009 and 2017 and the 1924 team that was selected by the Helms Foundation)
- 7 Carolina is 7-0 in games matching the **No. 1 vs. No. 2** teams in the Associated Press poll (most recent, 2005 NCAA final when No. 2 UNC beat No. 1 Illinois).
- 7 James Worthy is one of seven to win **Final Four & NBA Finals MVP honors** w/ Kareem Abdul-Jabbar, Wilt Chamberlain, Magic Johnson, Hakeem Olajuwon, Isiah Thomas and Bill Walton.
- 8 **Retired jerseys/number:** 10 Lennie Rosenbluth, 12 Phil Ford, 20 George Glamack, 23 Michael Jordan, 33 Antawn Jamison, 50 Tyler Hansbrough, 52 James Worthy and Jack Cobb (no number).
- 8 **ACC Player-of-the-Week** awards won by Tyler Hansbrough in 2007-08, most in a season in league history.
- 8 Ty Lawson set the **NCAA championship game record** with eight steals in 2009 vs. Michigan State.
- 9 **NCAA Tournament wins over No. 1 seeds** (including Baylor in 2022), which ties the all-time NCAA Tournament record.
- 9 **ACC Rookies of the Year** (Sam Perkins 1981, Michael Jordan 1982, J.R. Reid 1987, Ed Cota 1997, Joseph Forte 2000, Marvin Williams 2005, Tyler Hansbrough 2006, Brandan Wright 2007, Harrison Barnes 2011)
- 9 **Nine consecutive decades** with at least one appearance in the Final Four (1940s through 2020s) and championship game.
- 10 **Gold medals** won by Tar Heels in the Summer Olympics, more than any other school.
- 10 **First-team Academic All-Americans**, including Tyler Zeller in 2011 and 2012, when he was the National Academic All-America of the Year, and Marcus Paige in 2016. That's the sixth-most in college basketball history.
- 10 School records (assists, free throw shooting and three-point shooting) held by current assistant coach **Jeff Lebo** when he concluded his Tar Heel playing career in 1989.
- 11 **Final Fours** by Dean Smith, third most all-time.
- 12 **Naismith Basketball Hall of Famers** (Ben Carnevale, Frank McGuire, Larry Brown, Dean Smith, Billy Cunningham, Bob McAdoo, James Worthy, Roy Williams, Michael Jordan, Charlie Scott, Bobby Jones and George Karl).
- 12 **NCAA championship games**, second most all-time.
- 12 **ACC Player-of-the-Week** honors won by Antawn Jamison, which equals the ACC record.
- 13 **National Players of the Year** (Jack Cobb 1926, George Glamack 1940 and 1941, Lennie Rosenbluth 1957, Phil Ford 1978, James Worthy 1982, Michael Jordan 1983 and 1984, Kenny Smith 1987, Jerry Stackhouse 1995, Antawn Jamison 1998, Sean May 2005, Tyler Hansbrough 2008).
- 14 Tar Heels have played in the **Summer Olympics**, including Michael Jordan, who won gold medals in 1984 and 1992.
- 14 **Wins over the No. 1** team in the Associated Press poll, most in college basketball history.
- 16 **ACC Players of the Year** (Lennie Rosenbluth 1957, Pete Brennan 1958, Lee Shaffer 1960, Billy Cunningham 1965, Larry Miller 1967 and 1968, Mitch Kupchak 1976, Phil Ford 1978, Michael Jordan 1984, Antawn Jamison 1998, Joseph Forte 2001, Tyler Hansbrough 2008, Ty Lawson 2009, Tyler Zeller 2012, Justin Jackson 2017, **RJ Davis 2024**).
- 17 **Record number of regular-season ACC titles** won by Dean Smith.
- 18 **NCAA Tournament No. 1 seeds**, the most in college basketball history (1979, 1982, 1984, 1987, 1991, 1993, 1994, 1997, 1998, 2005, 2007, 2008, 2009, 2012, 2016, 2017, 2019, 2024).
- 18 **ACC Tournament championships**, second most in ACC history.

- 19 Tar Heels have won **multiple first-team All-ACC** honors, including Armando Bacot in 2022 and 2023.
- 20 Joel Berry II became the first player since UCLA's Bill Walton (in 1972 and 1973) to **score 20 points in consecutive NCAA title games** (20 vs. Villanova in 2016 and 22 vs. Gonzaga in 2017).
- 21 **Final Fours**, most all-time (1946, 1957, 1967, 1968, 1969, 1972, 1977, 1981, 1982, 1991, 1993, 1995, 1997, 1998, 2000, 2005, 2008, 2009, 2016, 2017, 2022).
- 21 Carolina's halftime lead over Michigan State in the 2009 NCAA title game, the **largest halftime margin in NCAA finals** history.
- 22 **NBA-record seasons played** by Vince Carter.
- 23 **Michael Jordan**: six-time NBA champion and NBA Finals MVP, five-time MVP, ESPN's Greatest Athlete of the 20th Century
- 24 **AP poll finishes in the top five**, tied for the second most all-time.
- 25 Carolina has **won 25** or more games an NCAA-record 41 times.
- 25 Donald Williams is the last player in college basketball to score **25 points in the national semifinal (1993 vs. Kansas) and championship game** (vs. Michigan).
- 27 **Consensus first-team All-America** seasons, tied for the second most all-time (most recent Justin Jackson in 2017).
- 30 **Sweet 16s**, most in NCAA history (NCAA began calling the regional semifinals Sweet 16s in 1975; UNC has played in 37 regional semifinals, including 2022).
- 31 **Armando Bacot's double-doubles** in 2021-22, an ACC record which tied Navy's David Robinson NCAA single-season record.
- 32 The 1956-57 Tar Heels went 32-0 to win the first of UNC's six NCAA championships. The 32 wins ties the **NCAA record for wins in a perfect season** (with Indiana 1975-76).
- 33 **ACC regular-season championships**, 13 more than any other school.
- 34 Cole Anthony's points in his 2019-20 debut vs. Notre Dame, the **ACC scoring record for a player's first collegiate game**.
- 34 Bill Guthridge, in his first season as head coach after 30 as an assistant to Dean Smith, won 34 games in 1997-98, the **NCAA record for wins by a first-year head coach**.
- 35 **Consecutive post-season appearances** from 1967-2001, most all-time.
- 36 **ACC Tournament championship game** appearances, the most all-time
- 36 **NBA championships** won by 18 former Tar Heel players (24 more than any other ACC school through the 2023 NBA Finals).
- 38 **AP poll finishes in the top 10**, third most all-time.
- 39 Al Wood's points vs. Virginia in 1981 Final Four, the **NCAA record for the national semifinals**.
- 40 Tar Heels have earned **first-team All-America** honors 64 times, including **RJ Davis** in 2024.
- 40 **Regular-season conference championships** (33 ACC, seven Southern Conference), the third most all-time.
- 40 **Consecutive double-doubles** by Billy Cunningham, the ACC record and second-longest streak in college basketball history.
- 42 **Smith Center-record points by RJ Davis** vs. Miami on 2/26/2024.
- 51 **Seasons ranked in the final AP poll**, tied for the second most all-time.
- 53 **NCAA Tournament appearances**, second most all-time.
- 53 **Jerseys of former players that hang in the rafters** of the Dean E. Smith Center. Eight numbers are retired, 45 are honored.
- 54 **First-round NBA Draft picks**, second most all-time.
- 59 **Consecutive home wins** over Clemson before a loss, the longest streak in college basketball history.
- 63.7 Brendan Haywood's **career field goal percentage**, the ACC record.
- 72.8 **NCAA Tournament winning percentage**, second highest all-time.
- 73.4 **Winning percentage**, second highest all-time.
- 79 **NCAA Tournament wins for Roy Williams**, second-most in college basketball history. Dean Smith is third with 65.
- 81 **First-team All-ACC** selections by 53 Tar Heels. The 81 first-team honors are the most in ACC history.
- 81 **1,000-point scorers**, most in college basketball history.
- 85 UNC-record **double-doubles** by Armando Bacot, tied for the second most in ACC history and fourth most in NCAA history.
- 84.1 **Home court winning percentage** (1,051-198 all-time home record).
- 108 **ACC Tournament wins**, second most all-time.
- 113 **Weeks ranked No. 1** in the AP poll, the fourth-most all-time.
- 123 **Wins in games played** by Danny Green from 2005-09, most by a Tar Heel.
- 131 **NCAA Tournament wins**, the most in college basketball history. Only four other programs have played in more NCAA Tournament games than UNC has won.
- 133 **Double-figure scoring games** by Tyler Hansbrough, the all-time ACC record.
- 166 ACC-record **games played** by Armando Bacot.
- 178 **NCAA Tournament games**, second most all-time.
- 179 Tar Heel **players in the Final Four**, more than any other school in NCAA history.
- 511 Rebounds by **Armando Bacot** in 2021-22, the UNC single-season record and fourth-most in ACC history (most since 1956).
- 704 Weeks in **AP top 10**, third most in college basketball history
- 758 **ACC regular-season wins**, No. 1 all-time.
- 879 Wins by **Dean Smith**, which set the NCAA record in 1997 (since broken).
- 903 Wins by **Roy Williams**, third-most by a Division I coach in college basketball history.
- 956 **Weeks in the AP poll**, second most in college basketball history.
- 982 **NCAA record free throws made** by Tyler Hansbrough.
- 1,000 Ed Cota is the **only player in college basketball history** with 1,000 points, 1,000 assists and 500 rebounds.
- 1,681 UNC-record for **career rebounds** by Armando Bacot, the second-most in ACC history and 13th most in NCAA history.
- 2,370 **Wins**, ACC best and third most in college basketball history.
- 2,872 **ACC scoring record** by Tyler Hansbrough.



ASSOCIATED PRESS RANKINGS



through the 3/18/24 poll

Total Polls Ranked	956 (of 1,279)
Current Streak of Weeks in AP Poll	20
Weeks at No. 1	113
Weeks at No. 2	81
Weeks at No. 3	87
Weeks at No. 4	89
Weeks at No. 5	72
Weeks at No. 6	58
Weeks at No. 7	55
Weeks at No. 8	55
Weeks at No. 9	58
Weeks at No. 10	36
Top 5 Rankings	442
Top 10 Rankings	704
Longest Streak of Weeks Ranked	172 from 1989-90 to 1999-2000
Most Consecutive Weeks No. 1	15 in 1983-84
Seasons Ranked	67 of 76
Seasons Ranked in the Top 10	58 of 75
Seasons in Final Top 10	38 of 75 through 2022-23

2023-24 WEEKLY POLLS

Preseason	19
November 13-20-27	20-14-17
December 4-11-18-25	9-9-11-9
January 1-8-15-22-29	8-7-4-3-3
February 5-12-19-26	3-7-10-9
March 4-11-18	7-4-5

FINAL ASSOCIATED PRESS POLLS (charts researched at collegepollarchive.com)

MOST TIMES RANKED NO. 1 IN THE FINAL AP POLL

- 10 – Kentucky
- 8 – Duke
- 8 – UCLA
- 6 – North Carolina
- 4 – Kansas
- 4 – Ohio State

MOST TIMES RANKED IN THE TOP 5 IN THE FINAL AP POLL

- 30 – Kentucky
- 24 – North Carolina
- 24 – Kansas
- 18 – UCLA
- 17 – Duke

MOST TIMES RANKED IN THE TOP 10 IN THE FINAL AP POLL

- 46 – Kentucky
- 39 – Duke
- 38 – North Carolina
- 33 – Kansas
- 27 – UCLA

MOST TIMES RANKED IN THE FINAL AP POLL

- 54 – Kentucky
- 51 – North Carolina
- 51 – Duke
- 48 – Kansas
- 43 – UCLA

ALL ASSOCIATED PRESS POLLS (through the 3/18/24 poll)

MOST WEEKS RANKED IN THE AP POLL (OUT OF 1,279 TOTAL POLLS)

- 969 – Kentucky
- 956 – North Carolina (74.7 percent)
- 892 – Duke
- 858 – Kansas
- 737 – UCLA

MOST CONSECUTIVE WEEKS RANKED IN THE AP POLL

- 172 – 1989-90 to 1999-2000 (No. 4 in college basketball history)
- 171 – 1972-73 to 1982-83 (No. 5 all-time)
- 106 – 2013-14 to 2019-20 (No. 16 all-time)
- 87 – 1984-85 to 1989-90 (No. 25 all-time)
- 75 – 2005-06 to 2009-10 (No. 32 all-time)

MOST TIMES RANKED NO. 1 IN ALL AP POLLS

- 145 – Duke
- 134 – UCLA
- 125 – Kentucky
- 113 – North Carolina
- 76 – Kansas

THE LAST TIME ... in the AP POLLS

Played as the No. 1 team: lost to Alabama, 101-103, 11/27/22 in Portland, Ore. (4 OT)

Beat No. 1: at Duke, 88-72, 2/20/19

Lost to No. 1: vs. Virginia, 63-71, 3/10/18* in Brooklyn

Won a top-10 matchup: 3/9/24, No. 7 UNC beat No. 9 Duke, 84-79, in Durham

Unranked UNC beat Top-5: beat No. 4 Baylor, 93-86 (ot) in Fort Worth, 3/19/22^

Unranked UNC beat consecutive Top-5 opponents: beat No. 4 Duke, 94-81, in Durham, 3/5/22; beat No. 4 Baylor, 93-86 (ot) in Fort Worth, Texas, 3/19/22^

Unranked UNC beat Top-10 oppt: beat No. 6 Virginia, 71-63, 2/25/23

Beat Top-10 oppt by 20 points: beat No. 10 Virginia Tech, 103-82, 1/21/19

Beat Top-25 oppt by 20 points: beat No. 24 Michigan, 72-51, 12/1/21

Lost to unranked oppt as Top-5 team: No. 4 UNC lost to NC State, 76-84, 3/16/24 in Washington, D.C.*

* ACC Tournament, ^ NCAA Tournament

MOST CONSECUTIVE WEEKS RANKED NO. 1 IN THE AP POLL

- 15 – 1983-84 (No. 11 all-time)
- 13 – 1985-86 (No. 15 all-time)
- 11 – 2007-08 to 2008-09 (No. 18 all-time)
- 11 – 2007-08 (No. 18 all-time)
- 10 – 1956-67 to 1957-58 (No. 23 all-time)

MOST TIMES RANKED NO. 1 IN PRESEASON AP POLL

- 10 – North Carolina
- 9 – Duke
- 8 – UCLA
- 6 – Kentucky
- 4 – Kansas

MOST TIMES RANKED IN THE TOP 5 IN ALL AP POLLS

- 469 – Kentucky
- 442 – North Carolina
- 434 – Duke
- 408 – Kansas
- 327 – UCLA

MOST TIMES RANKED IN THE TOP 10 IN ALL AP POLLS

- 734 – Kentucky
- 730 – Duke
- 704 – North Carolina
- 637 – Kansas
- 487 – UCLA

MOST CONSECUTIVE WEEKS RANKED IN THE TOP 10 IN THE AP POLL

- 62 – 2005-06 to 2009-10 (No. 11 all-time)
- 62 – 1984-85 to 1988-89 (No. 11 all-time)
- 57 – 1966-67 to 1969-70 (No. 13 all-time)
- 54 – 1992-93 to 1994-95 (No. 14 all-time)
- 25 – 1990-91 to 1991-92 (No. 87 all-time)

NUMBER 1 VERSUS NUMBER 2 (UNC is 7-0 in 1 vs. 2 games)

Date	Result
3/23/57	No. 1 UNC 54, No. 2 Kansas 53 (3 OT) – NCAA championship
12/26/81	No. 1 UNC 82, No. 2 Kentucky 69
1/9/82	No. 1 UNC 65, No. 2 Virginia 60
2/4/86	No. 1 UNC 78, No. 2 Georgia Tech 77 (OT)
2/3/94	No. 2 UNC 89, No. 1 Duke 78
2/5/98	No. 2 UNC 97, No. 1 Duke, 73
4/4/05	No. 2 UNC 75, No. 1 Illinois 70 – NCAA championship

MOST WINS OVER THE NO. 1 TEAM IN THE ASSOCIATED PRESS POLL

North Carolina	14
UCLA	12
Duke	10
Maryland	10
Ohio State	10
Kansas	9
Kentucky	9
Indiana	8
Georgia Tech	8
Notre Dame	8
Vanderbilt	8



2023-24 North Carolina Men's Basketball

34 Games



Game Records

Record	Overall	Home	Away	Neutral
ALL GAMES	27-7	14-1	8-2	5-4
CONFERENCE	17-3	9-1	8-2	0-0
NON-CONFERENCE	10-4	5-0	0-0	5-4

Score by Periods

Team	1st	2nd	OT	TOT
North Carolina	1328	1429	13	2770
Opponents	1171	1202	15	2388

Team Box Score

No.	Player	Total			3-Point		F-Throw		Rebounds				Other									
		GP-GS	MIN	AVG	FG-FGA	FG%	3FG-3FGA	3FG%	FT-FTA	FT%	OFF	DEF	TOT	AVG	PF	DQ	A	TO	BLK	STL	PTS	AVG
4	DAVIS, RJ	34-34	1181:56	34.8	241-559	.431	106-261	.406	138-158	.873	18	110	128	3.8	59	0	119	51	7	41	726	21.4
5	BACOT, Armando	34-34	1026:28	30.2	174-318	.547	4-10	.400	129-166	.777	103	243	346	10.2	93	2	52	54	52	19	481	14.1
55	INGRAM, Harrison	34-33	1110:48	32.7	148-349	.424	57-154	.370	60-98	.612	92	214	306	9.0	64	1	74	50	14	47	413	12.1
3	RYAN, Cormac	33-31	993:45	30.1	115-305	.377	66-193	.342	74-86	.860	18	76	94	2.8	79	2	42	40	13	23	370	11.2
2	CADEAU, Elliot	34-28	827:48	24.3	96-225	.427	8-44	.182	57-88	.648	19	57	76	2.2	81	3	142	62	3	29	257	7.6
7	TRIMBLE, Seth	32-1	557:41	17.4	57-123	.463	10-27	.370	42-64	.656	17	54	71	2.2	41	0	29	21	5	12	166	5.2
13	WASHINGTON, Jalen	34-0	289:40	8.5	52-75	.693	8-15	.533	27-42	.643	32	59	91	2.7	48	1	6	14	21	3	139	4.1
24	WITHERS, Jae'Lyn	34-3	412:24	12.1	44-84	.524	4-18	.222	40-50	.800	30	85	115	3.4	46	1	16	23	18	13	132	3.9
8	WOJCIK, Paxson	29-3	240:24	8.3	14-43	.326	5-26	.192	12-17	.706	10	15	25	0.9	24	0	10	10	0	3	45	1.6
22	LANDRY, Rob	5-1	11:42	2.3	2-4	.500	2-3	.667	0-0	.000	1	3	4	0.8	0	0	0	0	0	0	6	1.2
32	OKONKWO, James	13-0	41:31	3.2	5-9	.556	0-0	.000	5-5	1.000	7	8	15	1.2	6	0	0	3	4	0	15	1.2
1	HIGH, Zayden	21-0	98:50	4.7	6-18	.333	0-8	.000	6-9	.667	9	16	25	1.2	23	0	3	9	2	5	18	0.9
34	FARRIS, Duwe	6-1	12:19	2.1	1-4	.250	0-0	.000	0-0	.000	1	1	2	0.3	0	0	0	0	0	0	2	0.3
14	LEBO, Creighton	7-1	19:43	2.8	0-9	.000	0-4	.000	0-0	.000	0	2	2	0.3	2	0	0	0	0	2	0	0.0
Team											55	44	99					14				
Total		34	6825		955-2125	.449	270-763	.354	590-783	.754	412	987	1399	41.1	566	10	493	351	139	197	2770	81.5
Opponents		34	6825		854-2097	.407	238-757	.314	442-594	.744	302	844	1146	33.7	639	14	347	363	131	191	2388	70.2

Team Statistics

	UNC	OPP
Scoring	2770	2388
Points per game	81.5	70.2
Scoring margin	+11.2	-
Field goals-att	955-2125	854-2097
Field goal pct	.449	.407
3 point fg-att	270-763	238-757
3-point FG pct	.354	.314
3-pt FG made per game	7.9	7.0
Free throws-att	590-783	442-594
Free throw pct	.754	.744
F-Throws made per game	17.4	13.0
Rebounds	1399	1146
Rebounds per game	41.1	33.7
Rebounding margin	+7.4	-
Assists	493	347
Assists per game	14.5	10.2
Turnovers	351	363
Turnovers per game	10.3	10.7
Turnover margin	+0.4	-
Assist/turnover ratio	1.4	1.0
Steals	197	191
Steals per game	5.8	5.6
Blocks	139	131
Blocks per game	4.1	3.9
Winning streak	0	-
Home win streak	4	-
Attendance	308895	118766
Home games-Avg/Game	15-20593	10-11877
Neutral site-Avg/Game	-	9-9968

Team Results

Date	Opponent		Score	Att.
11/06/2023	Radford	W	86-70	17331
11/12/2023	Lehigh	W	90-68	18608
11/17/2023	UC Riverside	W	77-52	18226
11/22/2023	vs UNI	W	91-69	1342
11/23/2023	vs Villanova	Lot	81-83	1500
11/24/2023	vs Arkansas	W	87-72	1456
11/29/2023	Tennessee	W	100-92	20756
12/02/2023	Florida St.	W	78-70	20285
12/05/2023	vs UConn	L	76-87	17873
12/16/2023	vs Kentucky	L	83-87	17058
12/20/2023	vs Oklahoma	W	81-69	16344
12/29/2023	Charleston So.	W	105-60	21750
01/02/2024	at Pittsburgh	W	70-57	9770
01/06/2024	at Clemson	W	65-55	9000
01/10/2024	at NC State	W	67-54	19500
01/13/2024	Syracuse	W	103-67	21750
01/17/2024	Louisville	W	86-70	20298
01/20/2024	at Boston College	W	76-66	8606
01/22/2024	Wake Forest	W	85-64	21175
01/27/2024	at Florida St.	W	75-68	10092
01/30/2024	at Georgia Tech	L	73-74	8600
02/03/2024	Duke	W	93-84	21750
02/06/2024	Clemson	L	76-80	20689
02/10/2024	at Miami (FL)	W	75-72	7972
02/13/2024	at Syracuse	L	79-86	21275
02/17/2024	Virginia Tech	W	96-81	21750
02/24/2024	at Virginia	W	54-44	14637
02/26/2024	Miami (FL)	W	75-71	21027
03/02/2024	NC State	W	79-70	21750
03/05/2024	Notre Dame	W	84-51	21750
03/09/2024	at Duke	W	84-79	9314
03/14/2024	vs Florida St.	W	92-67	14920
03/15/2024	vs Pittsburgh	W	72-65	0
03/16/2024	vs NC State	L	76-84	19218



2023-24 North Carolina Men's Basketball ACC Regular-Season Games



Game Records

Record	Overall	Home	Away	Neutral
ALL GAMES	17-3	9-1	8-2	0-0
CONFERENCE	17-3	9-1	8-2	0-0
NON-CONFERENCE	0-0	0-0	0-0	0-0

Score by Periods

Team	1st	2nd	OT	TOT
North Carolina	754	819	0	1573
Opponents	676	687	0	1363

Team Box Score

No.	Player				Total		3-Point		F-Throw		Rebounds											
		GP-GS	MIN	AVG	FG-FGA	FG%	3FG-3FGA	3FG%	FT-FTA	FT%	OFF	DEF	TOT	AVG	PF	DQ	A	TO	BLK	STL	PTS	AVG
4	DAVIS, RJ	20-20	712:24	35.6	140-327	.428	65-152	.428	76-89	.854	9	69	78	3.9	37	0	71	33	7	24	421	21.1
5	BACOT, Armando	20-20	618:48	30.9	98-180	.544	2-5	.400	67-85	.788	54	142	196	9.8	63	2	34	32	33	10	265	13.3
55	INGRAM, Harrison	20-19	668:51	33.4	86-215	.400	29-92	.315	31-52	.596	63	154	217	10.9	34	0	39	28	8	28	232	11.6
3	RYAN, Cormac	20-19	617:43	30.9	70-189	.370	45-123	.366	45-54	.833	14	42	56	2.8	53	1	26	27	7	12	230	11.5
2	CADEAU, Elliot	20-19	505:24	25.3	61-136	.449	4-24	.167	33-49	.673	11	34	45	2.3	51	1	84	41	1	19	159	8.0
7	TRIMBLE, Seth	18-0	316:40	17.6	30-69	.435	4-14	.286	22-36	.611	9	27	36	2.0	22	0	16	12	2	10	86	4.8
24	WITHERS, Jae'Lyn	20-0	214:04	10.7	26-46	.565	1-8	.125	28-36	.778	23	44	67	3.4	17	0	5	9	8	6	81	4.1
13	WASHINGTON, Jalen	20-0	163:50	8.2	25-40	.625	3-8	.375	13-20	.650	16	37	53	2.7	34	1	4	7	12	2	66	3.3
22	LANDRY, Rob	2-1	07:18	3.7	1-3	.333	1-2	.500	0-0	.000	0	2	2	1.0	0	0	0	0	0	0	3	1.5
32	OKONKWO, James	6-0	21:05	3.5	2-4	.500	0-0	.000	2-2	1.000	4	4	8	1.3	6	0	0	3	4	0	6	1.0
34	FARRIS, Duwe	2-1	07:18	3.7	1-3	.333	0-0	.000	0-0	.000	1	1	2	1.0	0	0	0	0	0	0	2	1.0
8	WOJCIK, Paxson	17-0	101:35	6.0	4-18	.222	2-12	.167	4-6	.667	6	10	16	0.9	11	0	3	4	0	1	14	0.8
1	HIGH, Zayden	11-0	33:24	3.0	3-12	.250	0-7	.000	2-4	.500	5	6	11	1.0	10	0	1	4	1	2	8	0.7
14	LEBO, Creighton	3-1	11:35	3.9	0-5	.000	0-3	.000	0-0	.000	0	1	1	0.3	1	0	0	0	0	1	0	0.0
Team											34	25	59					12				
Total		20	4000		547-1247	.439	156-450	.347	323-433	.746	249	598	847	42.4	339	5	283	212	83	115	1573	78.7
Opponents		20	4000		487-1232	.395	132-430	.307	257-349	.736	175	499	674	33.7	359	7	185	194	80	114	1363	68.2

Team Statistics

	UNC	OPP
Scoring	1573	1363
Points per game	78.7	68.2
Scoring margin	+10.5	-
Field goals-att	547-1247	487-1232
Field goal pct	.439	.395
3 point fg-att	156-450	132-430
3-point FG pct	.347	.307
3-pt FG made per game	7.8	6.6
Free throws-att	323-433	257-349
Free throw pct	.746	.736
F-Throws made per game	16.2	12.9
Rebounds	847	674
Rebounds per game	42.4	33.7
Rebounding margin	+8.7	-
Assists	283	185
Assists per game	14.2	9.3
Turnovers	212	194
Turnovers per game	10.6	9.7
Turnover margin	-0.9	-
Assist/turnover ratio	1.3	1.0
Steals	115	114
Steals per game	5.8	5.7
Blocks	83	80
Blocks per game	4.2	4.0
Winning streak	6	-
Home win streak	4	-
Attendance	212224	118766
Home games-Avg/Game	10-21222	10-11877
Neutral site-Avg/Game	-	0-0

Team Results

Date	Opponent		Score	Att.
12/02/2023	Florida St.	W	78-70	20285
01/02/2024	at Pittsburgh	W	70-57	9770
01/06/2024	at Clemson	W	65-55	9000
01/10/2024	at NC State	W	67-54	19500
01/13/2024	Syracuse	W	103-67	21750
01/17/2024	Louisville	W	86-70	20298
01/20/2024	at Boston College	W	76-66	8606
01/22/2024	Wake Forest	W	85-64	21175
01/27/2024	at Florida St.	W	75-68	10092
01/30/2024	at Georgia Tech	L	73-74	8600
02/03/2024	Duke	W	93-84	21750
02/06/2024	Clemson	L	76-80	20689
02/10/2024	at Miami (FL)	W	75-72	7972
02/13/2024	at Syracuse	L	79-86	21275
02/17/2024	Virginia Tech	W	96-81	21750
02/24/2024	at Virginia	W	54-44	14637
02/26/2024	Miami (FL)	W	75-71	21027
03/02/2024	NC State	W	79-70	21750
03/05/2024	Notre Dame	W	84-51	21750
03/09/2024	at Duke	W	84-79	9314



2023-24 North Carolina Men's Basketball ACC Tournament (3 Games)



Game Records

Record	Overall	Home	Away	Neutral
ALL GAMES	2-1	0-0	0-0	2-1
CONFERENCE	0-0	0-0	0-0	0-0
NON-CONFERENCE	2-1	0-0	0-0	2-1

Score by Periods

Team	1st	2nd	OT	TOT
North Carolina	119	121	0	240
Opponents	104	112	0	216

Team Box Score

No.	Player				Total		3-Point		F-Throw		Rebounds								PTS	AVG		
		GP-GS	MIN	AVG	FG-FGA	FG%	3FG-3FGA	3FG%	FT-FTA	FT%	OFF	DEF	TOT	AVG	PF	DQ	A	TO			BLK	STL
4	DAVIS, RJ	3-3	102:06	34.0	25-59	.424	9-28	.321	14-18	.778	4	8	12	4.0	6	0	10	1	0	3	73	24.3
5	BACOT, Armando	3-3	93:19	31.1	19-31	.613	0-0	.000	13-17	.765	12	21	33	11.0	7	0	3	6	3	3	51	17.0
3	RYAN, Cormac	3-3	92:58	31.0	8-23	.348	5-15	.333	4-5	.800	2	5	7	2.3	8	0	2	2	0	1	25	8.3
55	INGRAM, Harrison	3-3	97:54	32.6	7-23	.304	5-15	.333	6-8	.750	8	11	19	6.3	6	0	7	6	0	1	25	8.3
7	TRIMBLE, Seth	3-0	57:51	19.3	5-11	.455	1-3	.333	8-8	1.000	1	8	9	3.0	1	0	7	4	0	0	19	6.3
2	CADEAU, Elliot	3-3	76:40	25.6	8-27	.296	0-7	.000	2-2	1.000	2	11	13	4.3	7	0	17	5	1	5	18	6.0
1	HIGH, Zayden	1-0	03:29	3.5	2-2	1.000	0-0	.000	0-0	.000	0	0	0	0.0	0	0	0	0	0	0	4	4.0
24	WITHERS, Jae'Lyn	3-0	36:10	12.1	4-6	.667	1-1	1.000	1-2	.500	3	14	17	5.7	6	0	2	4	1	1	10	3.3
13	WASHINGTON, Jalen	3-0	23:23	7.8	5-6	.833	0-0	.000	0-0	.000	2	6	8	2.7	3	0	1	2	2	0	10	3.3
8	WOJCIK, Paxson	1-0	09:16	9.3	1-2	.500	1-2	.500	0-2	.000	0	0	0	0.0	0	0	2	0	0	0	3	3.0
32	OKONKWO, James	1-0	03:03	3.1	1-1	1.000	0-0	.000	0-0	.000	0	0	0	0.0	0	0	0	0	0	0	2	2.0
22	LANDRY, Rob	1-0	01:17	1.3	0-0	.000	0-0	.000	0-0	.000	0	0	0	0.0	0	0	0	0	0	0	0	0.0
34	FARRIS, Duwe	1-0	01:17	1.3	0-0	.000	0-0	.000	0-0	.000	0	0	0	0.0	0	0	0	0	0	0	0	0.0
14	LEBO, Creighton	1-0	01:17	1.3	0-1	.000	0-0	.000	0-0	.000	0	0	0	0.0	0	0	0	0	0	1	0	0.0
Team											6	6	12									
Total		3	600		85-192	.443	22-71	.310	48-62	.774	40	90	130	43.3	44	0	51	30	7	15	240	80.0
Opponents		3	600		78-177	.441	19-57	.333	41-53	.774	17	72	89	29.7	52	1	33	27	12	20	216	72.0

Team Statistics

	UNC	OPP
Scoring	240	216
Points per game	80.0	72.0
Scoring margin	+8.0	-
Field goals-att	85-192	78-177
Field goal pct	.443	.441
3 point fg-att	22-71	19-57
3-point FG pct	.310	.333
3-pt FG made per game	7.3	6.3
Free throws-att	48-62	41-53
Free throw pct	.774	.774
F-Throws made per game	16.0	13.7
Rebounds	130	89
Rebounds per game	43.3	29.7
Rebounding margin	+13.7	-
Assists	51	33
Assists per game	17.0	11.0
Turnovers	30	27
Turnovers per game	10.0	9.0
Turnover margin	-1.0	-
Assist/turnover ratio	1.7	1.2
Steals	15	20
Steals per game	5.0	6.7
Blocks	7	12
Blocks per game	2.3	4.0
Winning streak	0	-
Home win streak	0	-
Attendance	0	0
Home games-Avg/Game	0-0	0-0
Neutral site-Avg/Game	-	3-11379

Team Results

Date	Opponent		Score	Att.
03/14/2024	vs Florida St.	W	92-67	14920
03/15/2024	vs Pittsburgh	W	72-65	0
03/16/2024	vs NC State	L	76-84	19218



2023-24 PHOTO ROSTER



1 - ZAYDEN HIGH
6-9, 225, Fr., F
San Antonio, Texas



2 - ELLIOT CADEAU
6-1, 180, Fr., G
West Orange, N.J.



3 - CORMAC RYAN
6-5, 195, Gr., G
New York, N.Y.



4 - RJ DAVIS
6-0, 180, Sr., G
White Plains, N.Y.



5 - ARMANDO BACOT
6-11, 240, Gr., F/C
Richmond, Va.




7 - SETH TRIMBLE
6-3, 195, So., G
Menomonee Falls, Wis.



8 - PAXSON WOJCIK
6-5, 195, Gr., G
Charleston, S.C.



13 - JALEN WASHINGTON
6-10, 230, So., F
Gary, Ind.



14 - CREIGHTON LEBO
6-1, 180, Sr., G
Greenville, N.C.



22 - ROB LANDRY
6-4, 190, Sr., G
Greensboro, N.C.



24 - JAE'LYN WITHERS
6-9, 215, Sr., F
Charlotte, N.C.




32 - JAMES OKONKWO
6-8, 240, Jr., F
Maidenhead, England



34 - DUWE FARRIS
6-7, 210, Sr., F
Charlotte, N.C.



55 - HARRISON INGRAM
6-7, 225, Jr., F
Dallas, Texas



HUBERT DAVIS
Head Coach



BRAD FREDERICK
Assistant Coach



JEFF LEBO
Assistant Coach



SEAN MAY
Assistant Coach



MARCUS PAIGE
Director of Team &
Player Development



PAT SULLIVAN
Director of Recruiting



ERIC HOOTS
Director of Operations




KIERSTEN STEINBACHER
Asst. to the Director
of Operations



JONAS SAHRATIAN
Director of Strength
& Conditioning



DOUG HALVERSON
Athletics Trainer



2024 NCAA® DIVISION I MEN'S BASKETBALL CHAMPIONSHIP



FIRST ROUND
MARCH 25-27

SECOND ROUND
MARCH 25-28

SWEET 16
MARCH 28-29

ELITE 8
MARCH 30-31

NATIONAL SEMIFINALS
APRIL 6

NATIONAL SEMIFINALS
APRIL 6

ELITE 8
MARCH 30-31

SWEET 16
MARCH 28-29

SECOND ROUND
MARCH 25-28

FIRST ROUND
MARCH 25-27

FIRST FOUR

16 Howard (18-16)	68	10 Virginia (23-10)	42	DAYTON	Montana St. (17-17)	16	Boise St. (22-10)	10
16 Wagner (16-15)	71	10 Colorado St. (24-10)	67	MW MARCH 19-20	Grambling (20-14)	16	Colorado (24-10)	10



NATIONAL CHAMPIONSHIP

APRIL 8

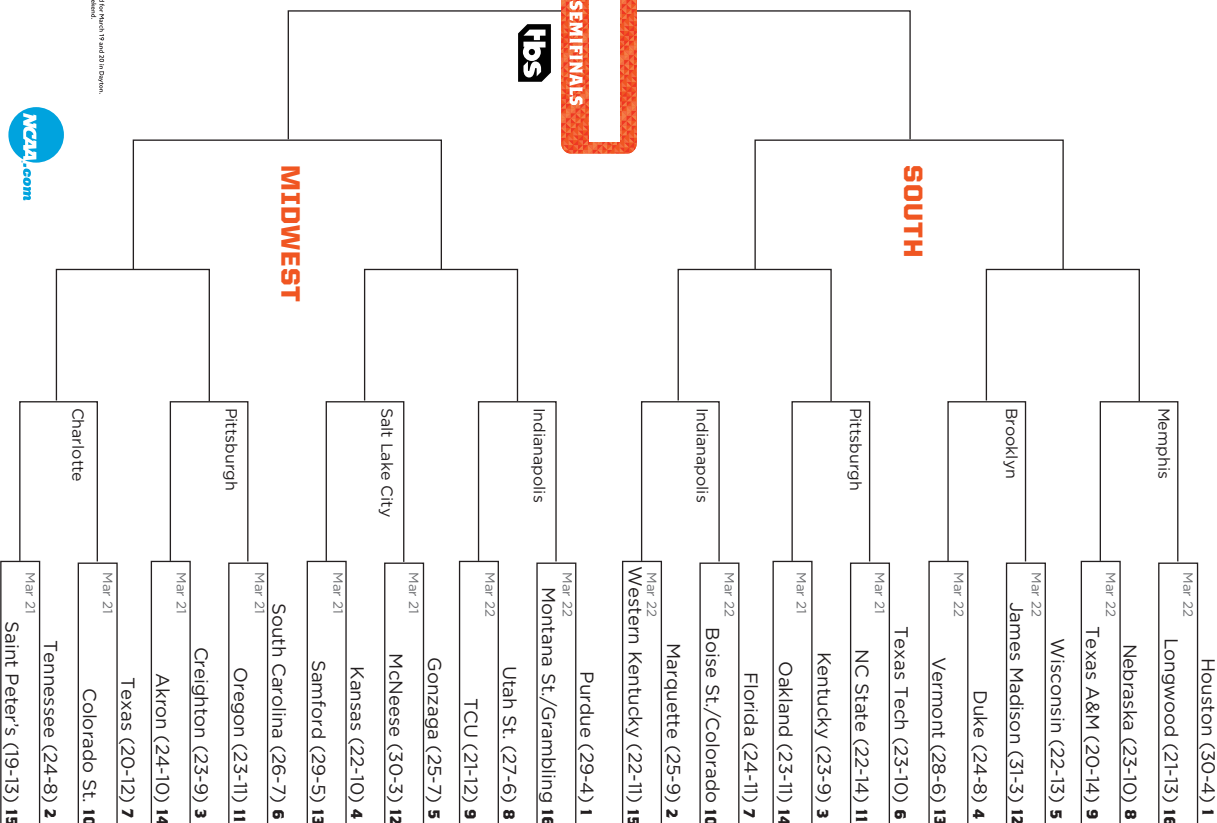


Scan this code to fill out your bracket on NCAA March Madness Live



#MARCHMADNESS
Scan this QR code to fill out your bracket on NCAA March Madness Live or visit www.ncaa.com/marchmadness

...ALL THEE LASTE!!!



*On March 17, the NCAA Division I Men's Basketball Committee will select eight teams to play in the Final Four. Those games are scheduled for March 19 and 20 in Dayton, Ohio. The Final Four will be held at the University of Dayton Arena. The Final Four will be broadcast on ESPN, ESPN2, ESPN3, and ESPN4. The Final Four will be broadcast on TBS, TBS2, and TBS3. The Final Four will be broadcast on the NCAA March Madness Live website. The Final Four will be broadcast on the NCAA March Madness Live website.

March 21 and 22 from 11:00 a.m. to 1:00 p.m. Eastern Time (ET) at the University of Dayton Arena. The Final Four will be held at the University of Dayton Arena. The Final Four will be broadcast on ESPN, ESPN2, ESPN3, and ESPN4. The Final Four will be broadcast on TBS, TBS2, and TBS3. The Final Four will be broadcast on the NCAA March Madness Live website. The Final Four will be broadcast on the NCAA March Madness Live website.

#MARCHMADNESS
Scan this QR code to fill out your bracket on NCAA March Madness Live or visit www.ncaa.com/marchmadness

