

OREGON SOCCER

2013 MEDIA GUIDE



TABLE OF CONTENTS

TABLE OF CONTENTS

Table of Contents/Quick Facts.....	2
2013 Oregon Ducks	
Rosters / Team Breakdown.....	4-5
Achijah Berry.....	6
Gabby Lindeman.....	7
Lilly Archer.....	8
Kiyomi Cook.....	8
Ryann Davie.....	9
Kelsey Foo.....	9
Bri Pugh.....	10
Allie Rodriguez.....	10
Shanelle Simien.....	11
Abby Steele.....	11
Kendall Brooke.....	12
Reilley Moore.....	12
Riley Smith.....	13
Jessica Sunio.....	13
Maryn Beutler.....	14
Dana Connors.....	14
Mia Gunter.....	15
Kristen Parr.....	15
Brooke Strawn.....	16
Kira Wagoner.....	16
Lauren Holden.....	17
ShayLee Miner.....	17
Emmy Rodriguez.....	18
Ashlee Schulz.....	18
Caitlyn Wong.....	19
Randy and Susie Pape' Complex.....	20-21
Coaching Staff	
Head Coach Kat Mertz, First Year.....	22-23
Assistant Coach Hideki Nakada, First Year.....	24
Assistant Coach Christie Welsh, First Year.....	25
Support Staff.....	26
University of Oregon Administration	
Athletics Director Rob Mullens.....	27
Oregon Athletics Administration.....	28
2013 Opponents	
Opponents.....	30-31
All-Time Series History.....	32
Pac-12 Conference Information.....	33-34
2012 Review	
2012 Results / Statistics.....	36-39
2012 Box Scores.....	40-44
2012 Pac-12 Conference Review.....	45-46
Record Book	
Individual & Team Records.....	48-54
Miscellaneous Records.....	55-56
Team Streaks.....	57-58
Year-by-Year Leaders.....	59
Honors and Awards.....	60-61
Letterwinners.....	62-63
Year-by-Year Results / Statistics.....	64-67

GENERAL INFORMATION

Name: University of Oregon
 Location: Eugene, Ore.
 Founded: 1876
 Enrollment: 23,389
 Nickname: Ducks
 Colors: Green (Pantone 3425C) and Yellow (Pantone Yellow C)
 Field (capacity): Pape' Field (1,000)
 Press Row: 541-335-9158
 Conference: Pac-12
 President: Dr. Michael Gottfredson
 Athletics Director: Rob Mullens
 Faculty Representative: James O'Fallon
 Athletic Department Phone: (541) 346-4481
 Athletic Department TTY: (541) 346-1021

History

First Year of Soccer: 1980
 All-Time Record: 145-181-38 (18 years)
 All-Time NCAA Tournament Record: 0-0-0
 All-Time AIAW Tournament Record: 1-2-0

Oregon Media Services

Web Site: www.goducks.com
 Phone: 541-346-5488
 Fax: 541-346-5449
 Assistant AD, Athletic Communications: Andy McNamara
 Media Services Intern/Soccer Contact: Brady Johnson
 Phone: 541-346-5475
 Cell Phone: (515) 570-5238
 E-mail: bradyj@uoregon.edu
 Mailing Address: University of Oregon
 2727 Leo Harris Parkway,
 Eugene, OR 97401

Oregon Soccer Office

Head Coach: Kat Mertz (North Carolina State, 1998), First Year
 Career Record (Years): 54-48-20 (6 years)
 Oregon Record (Years): First Year
 Phone: 541-346-5386
 Fax: 541-346-2244
 Assistant Coach: Hideki Nakada (First Year)
 Assistant Coach: Christie Welsh (First Year)
 Strength and Conditioning Coach: Mark Dillon (Third year)
 Soccer Athletic Trainer: Heather Halseth (Ninth year)
 Team Manager: Ben Novak (First Year)
 Team Manager: Travis Smith (First Year)

Credits: The 2013 Oregon Soccer Media Guide was produced by the Oregon Media Services Department. Editing and layout by Brady Johnson Photography by Eric Evans, John Giustina and Geoff Thurner.



**2013
OREGON
DUCKS**



2013 ROSTER

No.	Name	Pos.	Yr.	Hometown/Last School
0	Abby Steele	GK	Jr.	Santa Rose, Calif. (Ursuline HS)
1	Dana Connors	GK	So.	Palos Verdes Estates, Calif. (Palos Verdes)
2	Ashlee Schulz	D	Fr.	Springfield, Ore. (Thurston HS)
5	Bri Pugh	F	Jr.	Highlands Ranch, Colo. (Mountain Vista HS)
6	Achijah Berry	F	Sr.	Seattle, Wash. (Seattle Academy for Arts and Sciences)
8	Maryn Beutler	MF	So.	Bend, Ore. (Bend Senior HS)
9	Mia Gunter	D	So.	Edmonton, Alberta (West Virginia) (St. Francis Xavier HS)
10	Kelsey Foo	D	Jr.	San Jose, Calif. (Archbishop Mitty HS)
12	Reilley Moore	D	R-So.	Colorado Springs, Colo. (Air Academy)
13	Kira Wagoner	MF	So.	Elk Grove, Calif. (Franklin HS)
14	Kiyomi Cook	D	Jr.	Gresham, Ore. (Barlow HS)
15	Kristen Parr	F	So.	Bend, Ore. (Summit HS)
16	Riley Smith	D	R-So.	Ashland, Ore. (Ashland HS)
17	Caitlyn Wong	MF	Fr.	Sunnyvale, Calif. (Homestead HS)
18	Shanelle Simien	F	Jr.	Lakewood, Calif. (Los Alamitos HS)
19	Brooke Strawn	F	So.	Roseburg, Ore. (Roseburg HS)
20	Kendall Brooke	D	R-So.	West Linn, Ore. (West Linn HS)
21	Ryann Davie	MF	Jr.	Marietta, Ga. (Alan C. Pope HS)
22	Lilly Archer	MF	Jr.	Portland, Ore. (Idaho) (Grant HS)
23	Jessica Sunio	D	So.	Cerritos, Calif. (Cerritos HS)
24	ShayLee Miner	F	Jr.	Junction City, Ore. (Junction City HS)
25	Lauren Holden	GK	Fr.	San Ramon, Calif. (California HS)
26	Allie Rodriguez	D	Jr.	Pleasanton, Calif. (Foothill HS)
27	Gabbie Lindeman	D	Sr.	Lake Oswego, Ore. (Arizona) (Lake Oswego HS)
28	Emmy Rodriguez	MF	Fr.	Pleasanton, Calif. (Foothill HS)

Head Coach: Kat Mertz, First Year

Assistant Coach: Hideki Nakada, First Year
 Assistant Coach: Christie Welsh, First Year
 Strength and Conditioning Coach: Mark Dillon, Third Year
 Athletic Trainer: Heather Halseth, Ninth Year
 Graduate Assistant Athletic Trainer: Connie Kue, First Year
 Manager: Ben Novak, Second Year
 Manager: Travis Smith, First Year

ALPHABETICAL

No.	Name	Pos.
22	Archer, Lilly	MF
6	Berry, Achijah	F
8	Beutler, Maryn	MF
20	Brooke, Kendall	D
1	Connors, Dana	GK
14	Cook, Kiyomi	D
21	Davie, Ryann	MF
10	Foo, Kelsey	D
9	Gunter, Mia	D
25	Holden, Lauren	GK
27	Lindeman, Gabbie	D
24	Miner, ShayLee	F
12	Moore, Rielley	D
15	Parr, Kristen	F
5	Pugh, Bri	F
26	Rodriguez, Allie	D
28	Rodriguez, Emmy	MF
2	Schulz, Ashlee	D
18	Simien, Shanelle	F
16	Smith, Riley	D
0	Steele, Abby	GK
19	Strawn, Brooke	F
23	Sunio, Jessica	D
13	Kari Wagoner	MF
17	Caitlyn Wong	MF

SQUAD BREAKDOWN

By Position	
Forwards	6
Midfielders	6
Defenders	10
Goalkeepers	3

By Class	
Seniors	2
Juniors	8
Sophomores	10
Freshmen	5

By State/Province	
Oregon	10
California	10
Colorado	2
Washington	1
Alberta	1
Georgia	1

PRONUNCIATIONS

Achijah Berry	(uh - KEY - uh)
Kiyomi Cook	(key - OH - me)
Bri Pugh	(pew)
Shanelle Simien	(SIM - ee - un)
Maryn Beutler	(mare - in)





Back Row - left to right: Travis Smith (manager), Ben Novak (manager), Mark Dillon (strength and conditioning), Brooke Strawn, Reilley Moore, Gabbie Lindeman, Lauren Holden, Abby Steele, Dana Connors, Caitlyn Wong, Emmy Rodriguez, Kristen Parr, Head Coach Kat Mertz, Assistant Coach Christie Welsh, Assistant Coach Hediki Nakada.

Middle Row - l to r: Heather Halseth (athletic trainer), Connie Kue (graduate assistant athletic trainer), Achijah Berry, Lilly Archer, Allie Rodriguez, Bri Pugh, Riley Smith, Ashlee Schulz, Kendall Brooke, Ryann Davie.

Front Row - l to r: Kelsey Foo, Kiyomi Cook, ShayLee Miner, Kira Wagoner, Jessica Sunio, Maryn Beutler, Mia Gunter, Shanelle Simien.

TEAM INFORMATION

2012 Record:	8-10-2
Pac-12 Record:	3-7-1 (T9th)
Letterwinners Returning / Lost:	19 / 12
Starters Returning / Lost:	6 / 5
Newcomers:	6

RETURNING PLAYERS (19)

Field Players	Yr.	MP/MS	G	A	P	GWG	Sh
Achijah Berry	Sr.	19/14	2	0	4	2	14
Gabbie Lindeman	Sr.	7/2	0	0	0	0	1
Shanelle Simien	Jr.	3/0	0	0	0	0	0
Allie Rodriguez	Jr.	15/4	0	0	0	0	2
Bri Pugh	Jr.	18/17	2	2	6	0	27
Kelsey Foo	Jr.	15/4	0	0	0	0	6
Ryann Davie	Jr.	17/4	1	1	3	0	9
Kiyomi Cook	Jr.	6/2	0	0	0	0	0
Lilly Archer	Jr.	8/3	0	0	0	0	2
Reilley Moore	R-Jr.	4/1	0	0	0	0	2
Kira Wagoner	So.	13/6	1	1	3	0	15
Brooke Strawn	So.	15/2	0	0	0	0	0
Kristen Parr	So.	19/19	7	0	14	3	20
Maryn Beutler	So.	20/19	1	1	3	1	33
Jessica Sunio	R-So. Redshirted	-	-	-	-	-	-
Kendall Brooke	R-So. Redshirted	-	-	-	-	-	-
Riley Smith	R-So. Redshirted	-	-	-	-	-	-
Goalkeepers	Yr.	MP/MS	Sv	G	GAA	W-L-T	SO
Abby Steele	Jr.	19/11	78	20	1.05	7-10-1	6.1
Dana Connors	So.	2/1	6	1	0.71	1-0-1	0.0

PLAYERS LOST TO GRADUATION (7)

Field Players	Yr.	MP/MS	G	A	P	GWG	Sh
Lauren Thompson	Sr.	19/18	0	0	0	0	2
Maddy Mercier	Sr.	14/5	0	0	0	0	1
Scout Libke	Sr.	20/20	2	4	8	1	58
Kelsey Hones	Sr.	15/1	0	0	0	0	7
Mo Fitzgerald	Sr.	20/6	0	1	1	0	4
Nicole Bakke	Sr.	20/20	1	0	2	1	6
Casey Wilhelm	R-Jr.	1-1	0	0	0	0	0

NEWCOMERS (6)

Player	Yr.	Hometown (Previous School)
Ashlee Schulz	Fr.	Springfield, Ore. (Thurston HS)
Caitlyn Wong	Fr.	Sunnyvale, Calif. (Homestead HS)
ShayLee Miner	Fr.	Junction City, Ore. (Junction City HS)
Lauren Holden	Fr.	San Ramon, Calif. (California HS)
Emmy Rodriguez	Fr.	Pleasanton, Calif. (Foothill HS)
Mia Gunter	So.	Edmonton, Alberta (West Virginia)



ACHIJAH BERRY 6

FORWARD | SENIOR | 5-4

Seattle, Wash. • Seattle Academy for Arts & Sciences • Family & Human Services

2012 (Junior): Played in 19 matches and was a starter for 14 ... Contributed four points to the team ... Scored game-winning goals against Gonzaga (Sept. 16) and Oregon State (Nov. 2) ... Recorded a .643 shots-on-goal percentage (14 total shots, nine shots on goal) ... Significantly increased her playing time from last season with 1,325 minutes played.

2011 (Sophomore): A Pac-12 All-Academic Team honoree in 2011 ... Played in 17 matches, started for 8 ... Recorded 843 minutes of playing time for the season ... Scored her only goal against Washington State (1-0, Oct. 23), which was also the game-winning goal for that match ... Helped anchor the defense in shut outs over Wyoming (2-0, Aug. 29), Boise State (2-0, Aug. 21), UNLV (Aug. 28), New Hampshire (3-0, Sept. 2), and Washington State (1-0, Oct. 23) ... Also recorded an assist in the shut-out over Boise State.

2010 (Freshman): Played in 16 matches, a starter in 13 contests ... Recorded 1118 minutes of playing time for the season ... Played the full amount of time in seven matches ... Helped anchor defense in shutouts over Arizona (4-0, Oct. 29) and Arizona State (2-0, Oct. 31).

Club: Helped club team, Emerald City Futbol Club, to six state

CAREER STATISTICS

Year	G-S	Shots	SOG	Goals	Ast.	Pts.	GWG
2010	16-13	1	1	0	1	1	0
2011	17-8	5	2	1	1	3	1
2012	19-14	14	9	2	0	4	2
Career	52-35	20	12	3	2	8	3

championships (2004, 2006, 2007, 2008, 2009, 2010) ... Team won Region IV Championship in 2006 ... Earned Silver Boot Award in 2005 ... Named club team MVP in 2004 and 2005.

ODP: A Region IV Camp member in 2005, 2006 and 2007 ... Washington state team member in 2005, 2006, 2007 and 2008.

High School: Led Seattle Academy of Arts and Sciences to state championships in 2008 and 2009 ... Also won three league championships from 2007-09 ... A two-time state all-star (2008, 2009) ... Selected to King County 1A First Team in 2009 ... A first team league all-star all four years (2006-09) ... Named league rookie of the year in 2006 ... A three-sport athlete at SAAS, also competing in track and basketball ... Led 4x200 and 4x400 relay teams to the league, district and state championships in 2010 ... Also helped relay teams to league and state championships in 2007 (4x100m, 4x400m).

Personal: Daughter of Howard and Rhonda Berry ... Major is pre-family and human services.



ACHIJAH BERRY



GABBIE LINDEMAN 27

DEFENDER | SENIOR | 5-9

Lake Oswego, Ore. • Arizona/Lake Oswego HS • Psychology

2012 (Junior): Played in seven matches and started in two ... Recorded one shot on goal in the win against UAB (Aug. 19) ... Tallied 355 minutes of playing time.

2011 (Sophomore - Arizona): Started nine games for the University of Arizona as a defender...named to the Sun Devil Desert Classic All-Tournament Team (Sept. 11)... logged 810 minutes before a season-ending injury against Stanford on Sept. 24.

2010 (Freshman - Arizona): Started all 20 games as a true freshman ... logged 1,855 minutes on the season ... key contributor on defense that registered shutout victories against Utah (Sept. 26) and California (Oct. 22) ... collected first career assist in 4-2 victory over Cal Poly (Sept. 5) ... attempted one shot in 1-1 draw against Central Florida (Sept. 17).

High School: Named second-team all-state at Lake Oswego High School in her sophomore, junior and senior seasons competing at the 6A level in Oregon in the Three Rivers League ... advanced to the Oregon state quarterfinals in 2009, state semifinals in 2007 and the quarterfinals in 2006 ... team captain her senior year...played point guard and shooting guard as a basketball player ... recognized on school's Honor Roll

CAREER STATISTICS							
Year	G-S	Shots	SOG	Goals	Ast.	Pts.	GWG
2010 (Ariz.)	20-20	1	0	0	1	1	0
2011 (Ariz.)	9-9	0	0	0	0	0	0
2012	7-2	1	1	0	0	0	0
Career	36-31	2	1	0	1	1	0

freshman-senior years ... also a member of the National Society of High School Scholars and the French National Honor Society.

ODP/Club: A three-year member of FC Portland Purple under the direction of Miguel Guante and John Wallace ... member of the 2009 State Cup semi-finalist team and the 2008 State Cup finalist club ... five-year participant with Oregon's ODP team.

Personal: Born Gabrielle Matisse Lindeman in July 1992 in Portland, Ore. ... daughter of David and Sandy Lindeman ... has two brothers, Jamason and Broderick, and two sisters, Lexi and Maddie.



GABBIE LINDEMAN



LILLY ARCHER 22

MIDFIELDER | JUNIOR | 5-6

Portland, Ore. • Idaho/Grant HS • Digital Arts

CAREER STATISTICS

Year	G-S	Shots	SOG	Goals	Ast.	Pts.	GWG
2011 (Idaho)	21-19	33	10	2	1	5	0
2012	7-2	1	1	0	0	0	0
Career	28-21	34	11	2	1	5	0

2012 (Sophomore): Played in eight matches and started in three ... Played the entirety of the match against Saint Mary's (Sept. 9) ... Recorded two shots ... Tallied 289 minutes of playing time.

2011 (Freshman - Idaho): Started 20 of 22 games for the University of Idaho as a mid-fielder...scored two goals and one assist in her first season...was essential in assisting the Vandals to the semifinal round of the Western Athletic Conference Tournament and the first conference tournament win in program history.

High School: A four-year starter in the midfield for Grant High School that was a 2010 Oregon 6A first-team all-state honoree as a senior and a second-team all-state honoree as a junior in 2009...led the Generals to a 14-3-2 record and a 2010 state title game appearance as a senior...was a three-time first-team all-Portland Interscholastic League selection, as well as a three-time first-team all-city selection for Portland.

ODP/Club: Played for the Eastside United club team for four years and helped lead the team to Oregon state titles in 2008 and 2010, and to a 2009 U.S. Club National Cup finals appearance...led Eastside in assists for three years from 2008-10... played four years with the Oregon 93 Olympic Development Program team and was a Regional Pool player in 2010.

Personal: Archer is the daughter of Michael Archer and Susan Hawkins... Major is undeclared.



KIYOMI COOK 14

DEFENDER | JUNIOR | 5-4

Gresham, Ore. • Barlow HS • Human Physiology

CAREER STATISTICS

Year	G-S	Shots	SOG	Goals	Ast.	Pts.	GWG
2011	15-13	4	0	0	1	1	0
2012	6-2	2	1	0	0	0	0
Career	21-15	6	1	0	1	1	0

2012 (Sophomore): Continued her contribution for the Ducks in six matches, a starter in two ... Played the full length of the match against Pacific (Sept. 7) ... Recorded two total shots and one shot on goal against Pacific (Sept. 7) ... Saw 246 minutes of playing time.

2011 (Freshman): Played in 15 games, 13 of which she started ... Took 4 shots for the season ... Made one assist in match against UC Davis (2-1, Sept. 16) in which she also played the full 90 minutes ... Played a total of 838 minutes in the 2011 season...missed last five matches due to injury.

High School: Played at Sam Barlow High School where she was selected first team all-conference and second team all-state in 2008.

ODP/Club: Was on teams that won six Oregon State Cup Championships, three with youth club Eastside United and three consecutive with THUSC Neon ... THUSC club teams, coached by Tom Atencio, advanced twice to the quarterfinals and once to the semifinals of the USYSA Far West Club Championships ... Also enjoyed a very successful ODP career with the Oregon '93 girls team ... Selected to the Region IV ODP team in 2009 ... Also invited to the 2007 National ID2 Camp.

Personal: Daughter of Karl and Carol Cook ... Major is human physiology.





RYANN DAVIE 21
 MIDFIELDER | JUNIOR | 5-6
 Marietta, Ga. • Alan C. Pope HS • Human Physiology

CAREER STATISTICS							
Year	G-S	Shots	SOG	Goals	Ast.	Pts.	GWG
2011	20-4	9	2	0	1	1	0
2012	17-4	9	5	1	1	3	0
Career	37-8	18	7	1	2	4	0

2012 (Sophomore): Named a Pac-12 All-Academic Team honoree ... Played in 17 matches and started in four... Played the entirety of the match against Washington (Oct. 25) ... Tallied three points including the lone goal against Arizona State (Oct. 21) and one assist versus Oregon State (Nov. 2) ... Took nine shots throughout the season, five of which were on goal ... Registered 702 minutes of playing time.

2011 (Freshman): Played in all 20 matches and started in 9 ... Made one assist in win over Colorado (3-1, Oct. 16) ... Took a total of 9 shots, 2 on goal ... Played the entire 110 minutes of the overtime match against Washington (1-1, Oct. 21) and Oregon State (1-1, Nov. 4) ... Played for a total of 1158 minutes in the 2011 season.

High School: Completed high school career at Alan C. Pope High School ... Named the offensive MVP three consecutive years ... Selected to the Cobb County All-County Team for big high schools.

ODP/Club: Led her club team, Concorde Fire Elite, to the finals of the Georgia State Cup championship for four consecutive years.

Personal: Daughter of Ronald and Babette Davie ... Born Feb. 4, 1993.



KELSEY FOO 10
 DEFENDER | JUNIOR | 5-7
 San Jose, Calif. • Archbishop Mitty HS • Product Design

CAREER STATISTICS							
Year	G-S	Shots	SOG	Goals	Ast.	Pts.	GWG
2011	16-14	29	14	4	0	8	1
2012	15-4	6	2	0	0	0	0
Career	31-18	35	16	4	0	8	1


2012 (Sophomore): A Pac-12 All-Academic honoree ... A strong part of the Ducks' back line playing in 15 matches and starting in four ... Recorded six shots including two against Gonzaga (Sept. 16), one of which was on goal ... Tallied 522 minutes of playing time.

2011 (Freshman): Played in 19 matches, 12 of which she started ... Ranked fifth on the team in shots with 16, and is tied for sixth in shots on goal with 3 ... Logged 964 minutes of playing time as a rookie.

High School: Named as the No. 45 national recruit on the Top Drawer Soccer's Top-100 Recruits for 2011. Led Archbishop Mitty High to a rare triple crown: WCAL league championship, WCAL tournament championship and CCS Div II championship ... Was a four-year varsity member and was selected 2010 WCAL First Team All-Conference squad ... Carried a 4.12 GPA and was named to the Honor Roll all four years.

ODP/Club: Led MVLA Avalanche team to the 2011 Cal-North State Cup Championship (the team's third state cup title)... Invited to the USA Youth National Team camp in 2007 and to the full U15/16 USA National Team in 2008.

Personal: Daughter of Gabe and Akiko Foo ... Born Jan. 10, 1993.





BRI PUGH 5

FORWARD | JUNIOR | 5-5

Highlands Ranch, Colo. • Mountain Vista HS • Advertising

CAREER STATISTICS

Year	G-S	Shots	SOG	Goals	Ast.	Pts.	GWG
2011	16-14	29	14	4	0	8	1
2012	18-17	27	15	2	2	6	0
Career	34-31	56	29	6	2	14	1

2012 (Sophomore): A Pac-12 Academic All-American honorable mention selection ... Competed in 18 matches, a starter in 17 ... Contributed the squad's third-highest number of points (6) during the season, including two goals and two assists ... The team's third-most frequent shot taker this year with 27 shots, 15 of which were on goal ... Averaged 1.5 shots per game ... Recorded 1,012 minutes of playing time.

2011 (Freshman): Named to the Pac-12 All-Freshman team in 2011 ... Started 14 of the 16 matches she played in ... Tied for first in goals scored (4) ... Took a total of 29 shots during the season, 14 of which were on goal, placing her at the top of the leader board where she is tied for first in both categories ... Tied for second in total points (8) ... Scored the game-winning goal in the match against USC (2-1, Oct. 2) ... Logged a total of 1063 minutes and played the entirety of the match on two occasions, one of which being the overtime match versus Washington (1-1, Oct. 21).

High School: Ranked the No. 14 recruit in the Rocky Mountain Region... Led Mountain Vista High School to the Colorado State 5A Championship ... Earned MVP honors in the championship match after scoring the go-ahead goal in the 85th minute ... Reached the semifinals of the Colorado High School State Championships in her junior season ... Carried 3.8 cumulative GPA.

ODP/Club: Club team, Real Colorado National 92/93, admitted to the initial ECNL group of the top 40 clubs in the country ... Club team won a Colorado State Cup championship in her U15 year ... Was selected to the 2010 ECNL Fall Showcase All-Event Team ... Was named to the Colorado state ODP team four consecutive years ... Also named to the Region IV ODP team all four years.

Personal: Daughter of Horace and Karen Pugh ... Born Oct. 13, 1992.



ALLIE RODRIGUEZ 26

DEFENDER | SOPHOMORE | 5-6

Pleasanton, Calif. • Foothill HS • Spanish

CAREER STATISTICS

Year	G-S	Shots	SOG	Goals	Ast.	Pts.	GWG
2011	19-13	4	3	0	0	0	0
2012	15-4	2	0	0	0	0	0
Career	34-17	6	3	0	0	0	0

2012 (Sophomore): An honorable mention selection to the 2012 Pac-12 All-Academic Team ... Competed in 15 matches, a starter for four ... Tallied two shots ... Registered 554 minutes of playing time.

2011 (Freshman): Played in 19 matches, started in 13 ... Took 10 shots and 2 on goal ... Logged a total of 1184 minutes of playing time.

High School: Played prep soccer at Foothill High School ... A two-year letterwinner in playing both midfielder and forward ... Named team MVP in 2009-10 ... An honorable mention all-league selection in 2009-10 ... Also a standout track and field athlete ... A four-year letterwinner on the track ... Named team MVP in 2009-10 ... An all-league honoree in the 400m, 4x400m, 4x100m.

Personal: Daughter of Perry and Donna Rodriguez ... Born June 20, 1993.





SHANELLE SIMIEN 18

FORWARD | JUNIOR | 5-3

Lakewood, Calif. • Los Alamitos HS • Human Physiology

CAREER STATISTICS

Year	G-S	Shots	SOG	Goals	Ast.	Pts.	GWG
2011	20-0	13	1	1	1	3	0
2012	3-0	0	0	0	0	0	0
Career	20-0	13	1	1	1	3	0

2012 (Sophomore): Saw action in three matches ... Recorded 12 minutes of playing time.

2011 (Freshman): Started in all 20 matches ... Scored her only goal in the win against Boise State (2-0, Aug. 21) ... Recorded an assist in the win over USC (2-1, Oct. 2) ... Took a total of 13 shots, one on goal ... Played a total of 1317 minutes.

High School: The No. 33 ranked national recruit and eighth-ranked recruit in Cal South ... A four-year varsity player at Los Alamitos High where her team was a CIF Division I finalist and a two-time Sunset League Champion ... Also selected All-CIF League, All-Sunset League, and All-League Orange County in 2008 and 2010 ... Awarded the Los Alamitos Scholar-Athlete Award all four years ... A member of the Honor Roll.

ODP/Club: Club team, Real So Cal coached by Kristy Walker, won the 2011 Southern California state championship ... Reached the semifinals twice and won the Cal South State Championship in 2008 and 2010 ... Real So Cal went on to win the USYSA Far West Regional Club Championship in 2010 and finished third at the club National Championship Final Four ... Selected to the Cal South state team four consecutive years where she helped lead her team to two ODP Regional Championships in 2007 and 2008 ... Selected for the Region IV ODP team for three consecutive years where she represented the region in international competitions ... Invited to the National ODP Invitational Camp three consecutive years ... A member of the U14 USA National Team pool.

Personal: Daughter of Darrell and Monica Simien ... Born June 5, 1993.



ABBY STEELE 0

GOALKEEPER | JUNIOR | 5-11

Santa Rosa, Calif. • Ursuline HS • English

CAREER STATISTICS

Year	G-S	Min.	Gls	GAA	Sav.	W-L-T	SHO
2011	19-0	1514	25	1.48	75	3-8-3	2
2012	19-18	1710	20	1.05	78	7-10-1	6
Career	38-18	3224	45	1.24	153	10-18-4	8

Career: Currently ranks first in program history in goals against average (1.24) of goalkeepers with at least 35 games played or 3,000 minutes logged.

2012 (Sophomore): Anchored the defensive efforts at goalkeeper for the Ducks playing in 19 of the 20 matches ... Started in 18 matches ... Made 78 saves leading to a .796 save percentage on the season, the sixth-highest in the Pac-12 Conference ... Ranked fourth in the Pac-12 for average shutouts per game (0.32) ... Her goals against average (1.05) was the second-best single-season effort in school history ... Led the Ducks in all six shutouts, tying the second-highest number of shutouts by an Oregon goalkeeper ... Logged a total of 1,711 minutes of playing time ... Broke her previous record by allowing just 20 goals, the fourth-lowest number in program history ... On two occasions she matched her career-high for saves in a game (9, vs. Utah and Arizona State).

2011 (Freshman): Recorded playing time in 19 of 20 total games ... Had 75 saves for the season and is ranked fourth in Oregon's history for the individual single-season record of goals allowed with 25 in 19 games with a 1.48 goals allowed average, seventh best in Oregon single-season history ... Ranked fifth in the Pac-12 in saves per game with 75, and fourth in saves per game with an average of 3.95 ... Recorded a total of 1514 minutes for the season and faced a total of 191 goals ... Was one of thirty players in the country invited to the U.S. U20 Women's National Team camp in 2012, and was one of only four goalkeepers asked to participate.

High School: Played her senior season at Ursuline High School ... Was selected to the 2010 NSCAA Youth All-Region soccer team ... Was a Cum Laude student during every semester of her high school career.

ODP/Club: One of three goalkeepers invited to the U20 USA National Team camp in April of 2011 ... Played for the U18 USA Women's National Team ... Was the No. 10 ranked recruit in Northern California ... Played club ball for the Mustang SC Rampage under the tutelage of head coach Joe Owen ... Led her team to unprecedented state, regional, and national success ... Club team won the Cal North State Cup championship twice and was selected inaugural members of the Elite Club National League (ECNL) ... Was the ECNL Challenge A League Champions as well as the ECNL National Champions in 2010 ... Also won the Surf Cup championship in 2009 ... Steele was one of three or four goalkeepers in the country to be invited to a pair of USA U18 Women's National Team Camps in January and April 2009.

Personal: Daughter of Richard and Dera Steele ... Major is undeclared.





KENDALL BROOKE 20

DEFENDER | RS-SOPHOMORE | 5-4

West Linn, Ore. • West Linn HS • Mathematics

CAREER STATISTICS

Year	G-S	Shots	SOG	Goals	Ast.	Pts.	GWG
2011	1	0	0	0	0	0	0
2012	Redshirt	-	-	-	-	-	-
Career	1	0	0	0	0	0	0

2012 (RS-Freshman): Redshirted the season.

2011 (Freshman): Played in home win against New Hampshire (3-0, Sept. 2) ... Recorded seven minutes of playing time in the 2011 season.

High School: A four-year starter at West Linn High School ... Team captain senior year ... Led the team to back-to-back league championships and a quarterfinal finish in the 2009 state high school playoffs ... Named to the 2009 Dairy Farmers Academic 6A Soccer All-State team ... Carried a 4.0 GPA and was a National Honor Society member in 2009 and 2010.

ODP/Club: Had two consecutive semifinalist appearances in the Oregon State Cup Championships, playing for FC Portland Green under the direction of head coach Brian Gant.

Personal: Daughter of Richard and Nancy Brooke ... Born Dec. 2, 1992.



REILLEY MOORE 12

DEFENDER | RS-SOPHOMORE | 5-10

Colorado Springs, Colo. • Air Academy • Business

CAREER STATISTICS

Year	G-S	Shots	SOG	Goals	Ast.	Pts.	GWG
2011	Redshirt	-	-	-	-	-	-
2012	4-1	2	1	0	0	0	0
Career	4-1	2	1	0	0	0	0

2012 (RS-Freshman): Made her debut for the Ducks after redshirt-ing in 2011 ... Played in four matches and started once ... Registered two shots, one of which was on goal against Gonzaga (Sept. 16) ... Contributed a total of 107 minutes on the field.

2011 (Freshman): Did not see action in the 2011 season as she recovered from knee surgery prior to her arrival on campus.

High School: Attended the Air Academy in Colorado Springs ... Was a three-year varsity player ... Named team captain her senior year ... Was selected first team all-league and first team all-area in 2010.

ODP/Club: Club team, Real Colorado National 92/93 coached by Lorne Donaldson, was an inaugural member of the Elite Club National League ... Club team won the Colorado State Cup Championship in 2008 ... Was a member of the Colorado state ODP for three years and was selected for the Region IV Olympic Development Program pool twice in her career.

Personal: Daughter of Michael and Kirsten Hillstrom ... Born April 17, 1993.



RILEY SMITH 16
 DEFENDER | RS-SOPHOMORE | 5-6
 Ashland, Ore. • Ashland HS • Digital Arts

CAREER STATISTICS

Year	G-S	Shots	SOG	Goals	Ast.	Pts.	GWG
2011	14-3	4	0	0	1	1	0
2012	1-0	1	1	0	0	0	0
Career	15-3	5	1	0	1	1	0

2012 (Sophomore): Played in one match against UAB (Aug. 19) ... Recorded one shot on goal in 25 minutes of play.

2011 (Freshman): Played in 14 games, started in three ... had one assist in match against New Hampshire (3-0, Sept. 2) ... Took four shots during the season ... Logged 519 minutes on the field.

High School: Played at Ashland High School ... Was a four-year varsity player ... Helped her team reach the Oregon 5A State Semifinals in 2008 ... Was selected First Team All-Southern Sky Conference three consecutive years ... Was named captain her senior year.

ODP/Club: Played for Rogue Valley Soccer Club and led team to the 2011 Oregon Club State Championship ... She served as team captain the last two years with RVSC ... Also the team leader in both goals and assists ... Started club career for Ashland Soccer Club ... Was selected to the Oregon ODP state pool for 1992 girls in 2008-09 ... Was the only pool player from Southern Oregon on her ODP team.

Personal: Daughter of Bruce and Debi Smith ... Born Oct. 6, 1992.



RILEY SMITH



JESSICA SUNIO 23
 DEFENDER | RS-SOPHOMORE | 5-5
 Cerritos, Calif. • Cerritos HS • Business Management

CAREER STATISTICS

Year	G-S	Shots	SOG	Goals	Ast.	Pts.	GWG
2011	3-0	0	0	0	0	0	0
Career	3-0	0	0	0	0	0	0

2012 (Sophomore): Redshirted.

2011 (Freshman): Saw action in matches against New Hampshire (3-0, Sept. 2), Illinois (0-5, Sept. 11), and Colorado (3-1, Oct. 16) ... Played a total of 27 minutes in the 2011 season.

High School: Played prep soccer at Cerritos High School ... A four-year letter winner and two-time team captain ... Also an accomplished runner in both cross country and track and field ... Helped track teams to 2009 and 2010 league championships while running the 400m, 800m and 1600m ... Named school's Athlete of the Year.

Personal: Daughter of Joseph and Brenda Sunio ... Major is pre-business administration.



MARYN BEUTLER 8

MIDFIELDER | SOPHOMORE | 5-3

Bend, Oreg. • Bend Senior HS • Journalism

CAREER STATISTICS

Year	G-S	Shots	SOG	Goals	Ast.	Pts.	GWG
2012	20-19	33	11	1	1	3	1
Career	35-22	38	1	1	3	1	0

2012 (Freshman): Opened her career for the Ducks by playing in all 20 matches and starting in 19 ... Recorded three points on the season ... Scored game-winning goal against UC Irvine (Aug. 31) ... Registered one assist against UAB (Aug. 19) ... Took 11 shots on goal and 33 shots total, the second-highest on the squad ... Was a strong presence in the midfield with over 1,283 minutes of playing time recorded.

High School: Competed at Bend Senior High School in Bend where she was a four year varsity letterman...was selected team captain her junior and senior year... helped lead her team to 5A State Championship titles in 2008 and 2009...named first-team all-league and all-state in 2010 and 2011...was named ESPN Rise Gatorade Player of the Year 2010-11...carried a 3.9 GPA all throughout high school... participated in track and field and student council.

ODP/Club: Played club soccer with Duck teammate Kristen Parr for Oregon Rush and led her team to four state titles in '07, '09, '10 and '11... placed third at Far West Regional Championships in 2011...team captain for Oregon Rush 93... member of the Oregon ODP state team for the years 2005-10...selected Oregon ODP Player of the Year 09-10...honored to be selected as a member of the Region IV ODP Regional Team from 2005-10...attended USSF National Camp at the U14 age level.

Personal: Daughter of Keith and Sandi Beutler ... Also played point guard for school basketball team and competed in the hurdles for track and field.



MARYN BEUTLER



DANA CONNORS 1

GOALKEEPER | SOPHOMORE | 5-9

Palos Verdes Estates, Calif. • Palos Verdes HS • Business

CAREER STATISTICS

Year	G-S	Min.	Gls	GAA	Sav.	W-L-T	SHO
2012	2-1	127	1	0.71	6	1-0-1	0.0
Career	2-1	127	1	0.71	6	1-0-1	0.0

2012 (Freshman): Saw action in two games ... Started game against Seattle University (Sept. 14) ... Made six saves and recorded an .857 save percentage ... Tallied a total of 127 minutes on the pitch.

High School: Lettered three years for the Palos Verdes High School soccer team where she helped lead the team to back-to-back Bay League Championships during sophomore and junior year and a spot in the CIF semifinals in 2011...earned honorable mention All- Bay League sophomore year...chosen for First Team All- Bay League and an all-area selection during junior year...captained the varsity soccer team in final season of prep competition...also lettered three years in high school volleyball...maintained a 4.0 GPA and was a member of the California Scholarship Federation and is a honor roll student.

ODP/Club: Played goalkeeper for the Beach FC in the Southern California Premier League under Jeff Joyner and Steve Soler...team has been ranked in the top seven teams in Southern California...team participated in prestigious tournaments across the United States including the Surf Cup.

Personal: Daughter of Brian and Susan Connors ... Also played volleyball for Coach Aaron Dyer.



MIA GUNTER 9

DEFENDER | SOPHOMORE | 5-1

Edmonton, Alberta • West Virginia/St. Francis Xavier HS • Sociology

CAREER STATISTICS

Year	G-S	Shots	SOG	Goals	Ast.	Pts.	GWG
2012	10-4	0	0	0	1	1	0
Career	10-4	0	0	0	1	1	0

2012 (Freshman - West Virginia): Played in 10 games at defender as a freshman for the 2012 Big 12 champion Mountaineers ... Recorded one assist and made four starts.

ODP/Club: Played with Northwest United ... Member of seven provincial gold medal teams, two national bronze medal teams ... Named to five provincial all-star teams and was a member of the National Training Center program ... won provincial title and took third nationally with the Calgary Blizzard in 2010 ... began winning provincial titles in junior high school with the U14 Sherwood Park Rangers.

High School: As a midfielder, led St. Francis Xavier High School to the Catholic City championships as a senior in 2011 ... also a member of the track and rowing teams.

Personal: Daughter of Lorne Gunter and Doris Bonora.



KRISTEN PARR 15

FORWARD | SOPHOMORE | 5-7

Bend, Ore. • Summit HS • Undeclared

CAREER STATISTICS

Year	G-S	Shots	SOG	Goals	Ast.	Pts.	GWG
2012	19-19	20	16	7	0	14	3
Career	19-19	20	16	7	0	14	3

2012 (Freshman): A stand-out freshman for the Ducks who started all 19 of the matches she played ... Led the team with 14 points and seven goals ... Contributed a multi-goal effort (2) in the season opener against UAB (Aug. 19) ... Took 20 shots of which 16 were on goal leading to an .800 shot-on-goal percentage and an average of 1.05 shots per match ... Scored the decisive goal three times: UAB (Aug. 19), Portland State (Aug. 26) and USC (Oct. 7) ... Recorded the most playing time of any freshman on the team with 1,482 minutes played.

High School: Integral part of varsity soccer, basketball and golf programs since freshman year...maintained a 3.95 overall GPA including honors classes in english, math and history...The Summit varsity soccer team won the Oregon 5A State Championship in 2010, after losing in the quarterfinal and semifinal rounds in 2009 and 2008...as a starting forward in all her years, was voted team MVP as a freshman and team offensive player of the year as a sophomore and junior...was Inter-Mountain Conference (IMC) Player of the Year in 2009 and a first-team selection in 2010 and 2011...was also named to the Oregon 5A All-State team in 2009 and 2010...has demonstrated leadership skills throughout her career, being voted team captain in 2010 and 2011 ... served as team captain in 2010, as well as being tabbed IMC Defensive Player of the Year.

ODP/Club: Played on the Oregon Rush 93 Girls Nike Club Team since 2004 that won the OYSA State Championship in 2007, 2009, 2010 and 2011...team has participated in the US Club Soccer National Cup (2006), the Manchester United Premier Cup (2008) and the Surf Cup (2006, 2007, 2009 and 2010)...also played for the Oregon ODP team in 2006 and 2007, participating in the Region IV Regional Camp in 2007.

Personal: Daughter of Dan and Susan Parr ... Also competed in basketball and golf for all four years of high school.



KRISTEN PARR



BROOKE STRAWN 19

FORWARD | SOPHOMORE | 6-1

Roseburg, Ore. • Roseburg HS • Undeclared

CAREER STATISTICS

Year	G-S	Shots	SOG	Goals	Ast.	Pts.	GWG
2012	15-2	11	7	0	0	0	0
Career	15-2	11	7	0	0	0	0

2012 (Freshman): Opened her career by playing in 15 matches, a starter for two ... Recorded 11 shots on the season ... Registered a .638 shots-on-goal percentage with seven shots on goal, two of which occurred in the win against Gonzaga (Sept. 16) ... Contributed 435 minutes of playing time.

High School: A four-year varsity midfielder/forward at Roseburg High School in Roseburg...served as a captain in sophomore, junior and senior seasons...during freshman year was awarded second-team All-conference and during sophomore and junior years was awarded first-team All-conference in the Southwest-Hybrid Oregon soccer league...voted most valuable player by her high school teammates in her sophomore and junior years...was selected as the league MVP and was honored to be named first-team all-state at the 6A level last season.

ODP/Club: Played for the Eugene Metro Futbol Club '93 Spirit team, which is coached by Jürgen Ruckaberle...last year, team played in the Northwest Champion's league and the Oregon Premier League...placed third in state cup...also played on the Girls '94 Oregon ODP team from 2010-2011 and attended the Region IV ODP tournament and ODP Regional Camp...held accumulative GPA of 3.97.

Personal: Daughter of Darren and Jennifer Strawn.



KIRA WAGONER 13

MIDFIELDER | SOPHOMORE | 5-2

Elk Grove, Calif. • Franklin HS • Sociology & Family Human Services

CAREER STATISTICS

Year	G-S	Shots	SOG	Goals	Ast.	Pts.	GWG
2012	13-6	15	4	1	1	3	0
Career	13-6	15	4	1	1	3	0

2012 (Freshman): Saw action in 13 matches and was a starter for six in her opening season at UO ... Contributed three points on the year ... Scored one goal (Utah, Oct. 12) ... Assisted on the game-winning goal against USC (Oct. 7) ... Took 15 shots including four on goal ... Logged 602 minutes of playing time.

High School: Leading scorer and assist provider during the 2008 and 2009 high school seasons before tearing her ACL...attended Franklin High School where she made the all-conference team for the Capital Valley Conference in 2008...selected to the Cal North state ODP team in 2007-2010 and to the Region IV ODP pool in 2007...invited to the ID2 Regional Camp in 2009... cumulative GPA of 3.6.

ODP/Club: Played her club ball with Duck teammate Mariah Powers for the San Juan Spirits '95 team, which was an inaugural member of the ECNL (Elite Club National League) that consists of the top 40 girls clubs in the United States... team played in the top A flight (top 20 teams) each of the last three years...selected to all-event team for the ECNL Championships in Seattle 2010.

Personal: Daughter of Brady and Karen Wagoner.



KIRA WAGONER



LAUREN HOLDEN 25


GOALKEEPER | FRESHMAN | 5-8

Sam Ramon, Calif. • California HS • Human Physiology

ODP/Club: Selected to California Youth Soccer Association ODP Regional Camp in 2011 ... Also an ODP Cal North Region IV Championship invitee in 2011 ... Selected to CYSA ODP Region Camp and picked for the CYSA-N ODP State Team in 2010 ... Was a CYSA-N ODP State Team selection in 2007 ... Participated on the CYSA-N ODP District III squad from 2006-10 ... Played club soccer for San Ramon Soccer Club (Team Azuri 1992 - 2011) ... Also played for Mustang Soccer Club (Blast - 2012-13) ... Was the 2011 Surf Cup MVP from the goalkeeper position ... Helped Mustang Blast to a U-18 Surf Cup semifinal in 2012 and a NorCal Premier State Cup semifinal in that same year ... Led San Ramon Soccer Club to the 2011 Las Vegas Showcase championship and to the final of the 2011 U17 Surf Cup ... Also led San Ramon to a North vs. South Tournament championship, NorCal Premier Spring League championship, and a U.S. Club National Cup final match in 2010.

High School: A two-time team MVP (2011 and 2012) and three-year team captain (2010-12) at California High School in San Ramon ... Named MVP of the East Bay Athletic League in 2012 ... Named to 2012 East Bay Prep Athlete of the Year – Top 125 ... Also named 2012 CHS Outstanding Female Winter Athlete ... A two-time All-East Bay First Team selection (2011 and 2012) ... Earned second team all-league honors in 2010 ... Recognized as TV30 Sports Final Player of the Week (Feb. 2, 2012) and Contra Costa Times Star of the Week (Jan. 5, 2012).

Personal: Daughter of Jim and Angela Holden.



SHAYLEE MINER 24

FORWARD | FRESHMAN | 5-4

Junction City, Ore. • Junction City HS • Undeclared

ODP/Club: A three-year participant with the 1994 Oregon ODP squad ... Played club soccer with FC Willamette (Possession 2003-10), Tualatin Hills United Soccer Club (Team Ireland - 2010-12) and Eugene Metro Futbol Club (Azul - 2012 and Havoc - 2013) ... Led FC Willamette to a 2008 OYSA State Cup Championship ... Helped Tualatin Hills United Soccer Club to a 2011 NWCL U-16 title and a 2011 OPL U-16 State Cup championship ... Also part of Tualatin Hills United SC that won the 2012 NWCL U-17 championship and 2012 OYSA U-17 State Cup title.

High School: A three-time team MVP and two-time team captain at Junction City High ... The all-time leading scorer in both Sky Em League and school history with 110 career goals ... Helped lead team to a 2012 Sky Em League title ... Selected second team all-state in 2012 ... An honorable mention all-state honoree in 2010 ... A three-time first team all-league pick (2009, 2011, 2012) ... Honored as second team all-league in 2010.

Personal: Daughter of Lyle Miner and Susan Miner.



EMMY RODRIGUEZ 28

MIDFIELDER | FRESHMAN | 5-8

Pleasanton, Calif. • Foothill HS • Undeclared

ODP/Club: Selected to the 1994 ODP state pool in 2008 ... Played club soccer for Pleasanton Rage (2004-13) ... Served as team captain for Pleasanton Rage from 2006-13 ... Selected to the Elite Clubs National League (ECNL) All-Regional team in 2013.

High School: A three-sport athlete at Foothill High where she lettered in soccer, basketball and track and field ... A nominee for Bay Area All-Star Scholarship Team Athlete of the Year ... Earned 2011 and 2012 North Coast Section First Team All-League recognition as part of the 4x400 meter relay squad ... Was a 2011 Northern California Meet of Champions qualifier in the 4x400 meter relay ... Named Most Improved Player on 2010 varsity basketball squad.

Personal: Daughter of Perry and Donna Rodriguez ... Sister, Allie, is a junior-to-be on the UO women's soccer team.



ASHLEE SCHULZ 2

DEFENDER | FRESHMAN | 5-5

Springfield, Ore. • Thurston HS • Undeclared

ODP/Club: A member of the Oregon ODP 1995 State team from 2010-12 ... Attended Region IV Camp in 2010 and 2011 ... A Region IV hold-over camp selection in 2011 ... Also made Region IV 1995 regional pool in 2011 ... Played club soccer for FC Willamette (Possession – 2010), Tualatin Hills United Soccer Club (Ireland – 2011-12) and Eugene Metro Futbol Club (Azul – 2012, Havoc - 2013) ... Led Tualatin Hills United SC to an OYSA state championship and a semifinal appearance in the Oregon Premier Soccer League in 2012 ... Led Tualatin Hills United SC to a Northwest Champions League title and an Oregon Premier League championship in 2011 ... Helped FC Willamette to the 2010 title at the Pleasanton Rage College Showcase ... Also led FC Willamette to a semifinal appearance in the 2009 Oregon State Cup.

High School: A two-time team captain and three-time team MVP for Thurston High ... Selected as Gatorade Oregon Girls Soccer Player of the Year as a senior, the first-ever Thurston High product to earn the accolade ... Named Oregon 6A Soccer Player of the Year as a senior ... A first team all-state selection in 2012 ... Named 6A Special District 1 League Most Valuable Player as a senior ... Earned first team all-league selection as a junior and senior ... Named second team all-league as a freshman (5A Midwestern League) and sophomore (6A Special District 1 League) ... Helped Thurston High to a 17-0-1 record and the first-ever soccer state championship in school history in 2012 ... Led team to district




ODP/Club: Played four years with the NorCal ODP Team ... Was twice named to ODP regional pool and played on ODP regional team on one occasion ... A member of the U.S. Soccer U17 Development Camp ... Played club soccer for Mountain View / Los Altos (MVLA) Lightning from 2005-13 ... Selected as team captain of MVLA Lightning from 2010-13 ... Led club team to a national championship and regional championship in 2010 ... Also helped team become a regional champion and national finalist in 2012 ... Her club team won the 2009 and 2011 Surf Cup titles ... Also led club team to a state championship on four occasions (2007, 2009-11).

High School: Named team captain in 2012-13 for Homestead High ... Led team to the El Camino League Championship in 2011-12 ... Was selected the team's offensive MVP in 2010-11 and the squad's defensive MVP in 2011-12 ... Also recognized as HHS's Junior of the Year and Sophomore of the Year.

Personal: Daughter of Linus Wong and Carlyne Wong.



The Randy and Susie Papè Complex



PAPE' FIELD

The University of Oregon unveiled a brand new facility for the women's soccer and lacrosse programs in August of 2012. The facility was completed as a gift to UO from Phil and Penny Knight, and was named the Randy and Susie Papè Complex as a tribute to the old soccer and lacrosse facility. The state of the art complex is one of the newest and most advanced facilities in the country.





PAPÈ FIELD AMENITIES:

- UBU M6 Turf
- On-site locker rooms
- Training room
- Coaches offices
- Pre-game event village
- Concessions & restrooms
- Custom Daktronics scoreboard
- Musco field lighting
- Lounge/video room
- Meeting room
- 55" SMART teaching board

PAPÈ FIELD





KAT MERTZ

HEAD COACH • FIRST SEASON • NORTH CAROLINA STATE, '98

Kat Mertz was named head women's soccer coach at the University of Oregon on Dec. 21, 2012. Mertz brings extensive coaching experience with her from successful NCAA coaching tenures and experience on the U.S. Women's National Youth Team's coaching staffs.

Mertz comes to UO after spending the 2012 season as head coach at Saint Louis University. Mertz is the third coach in UO history since the program was returned to the varsity level in 1996.

She replaces Tara Erickson who coached from 2005-12 and registered an eight-year mark of 70-71-18 (20-46-10 Pac-10/12). Bill Steffen preceded Erickson, amassing a nine-year record of 49-107-14 (15-51-6 Pac-10) from 1996-2004. Mertz has made nine NCAA Tournament appearances in five collegiate coaching stints covering 14 seasons.

She also has extensive coaching experience with the U.S. Women's Youth National Team and the Olympic Development Program. Among her highlights with the USWYNT is a 2008 FIFA World Cup Championship with the U-20 squad in Chile.

Prior to taking over at Saint Louis where she led the

Billikens to a 5-9-4 record, Mertz served as an assistant coach at Texas and helped guide the Longhorns to the NCAA Tournament in 2010 and 2011. Texas placed nine student-athletes on the All-Big 12 squad and 19 on the Academic All-Conference team during her tenure.

She was also a head coach at UNLV where she spent five seasons from 2005-09. Mertz compiled a 49-39-19 record and led the Rebels to a pair of NCAA Tournament berths, winning back-to-back Mountain West Conference Tournament titles in 2005 and 2006 en route to the postseason. She was named Mountain West Conference Coach of the Year after leading the Rebels to the MWC regular-season crown in 2007.

Mertz coached 17 All-Conference performers at UNLV, including an MWC co-Offensive Player of the Year, and three All-Region honorees. During her five seasons, the Rebels produced 60 Academic All-Conference selections, three College Sports Information Directors of America (CoSIDA) Academic All-District choices and one CoSIDA Academic All-American.

She has familiarity with the Pac-12 Conference; Mertz was the lead assistant coach at UCLA for five years

MERTZ FILE

Head Coaching Record

St. Louis	5-9-1
UNLV	49-39-19
Total	54-48-20

Coaching History

St. Louis (2012)	Head Coach
Texas (2010-11)	Assistant Coach
UNLV (2005-09)	Head Coach
UCLA (2000-04)	Assistant Coach
Virginia (1999)	Assistant Coach

U.S. National Team Experience

U-23 (2011-current)	Assistant
U-20/U-18 (2007-2011)	Assistant
U-15 (2004)	Assistant

World Cups (on USWNT staff)

2008	Champions
2010	Quarterfinalists



COACH PROFILES

(2000-04). The Bruins reached the NCAA Tournament round of 16 in each of those seasons and advanced to the NCAA College Cup in 2000, 2003 and 2004. UCLA won three Pac-10 championships and produced numerous All-Americans, Pac-10 Players of the Year and Academic All-Americans during Mertz's time with the program.

Mertz started her collegiate coaching career at Virginia where she was an assistant coach for the 1999 season.

A member of the U.S. Women's National Team's U-20 and U-18 coaching staff since 2007, Mertz helped lead the U-20 squad to the 2008 FIFA World Cup title. The United States advanced from the group stage with a 2-0-1 record, before defeating England (3-0) and Germany (1-0) in the knockout stage. Mertz and the United States knocked off North Korea, 2-1, in the final to claim the championship.

She was an assistant coach for the U.S. Women's National Team's U-15 team in its inaugural season in 2004, and last year she became a national scout for the Youth National Team programs.

Mertz served as head coach of the Olympic Develop-

ment Program Region IV '94 age group team and was the ODP Region IV assistant director of goalkeeping from 2004 to 2010.

Mertz was a four-year starting goalkeeper (1994-97) at North Carolina State, where she helped the Wolfpack qualify for three NCAA Tournaments and reach the 1995 national quarterfinals. A starter in 88 of a possible 90 matches, she owns school records for saves in a career (436) and season (135, 1994) and ranks third in career shutouts (24).

Following her collegiate career, Mertz played two seasons for the Raleigh Wings, a W-1 (top tier) team in the United Soccer Leagues W-League. The Wings were league champions both years.

Mertz earned a bachelor's degree in natural resources, ecosystem assessment, at North Carolina State in 1998. She holds a United States Soccer Federation "A" national coaching license and a National Soccer Coaches Association of America Advanced National Diploma.



HIDEKI NAKADA

ASSISTANT COACH • FIRST YEAR • SAN FRANCISCO, '05

Hideki Nakada (pronounced: hid-ecky) is in his first season as assistant coach for the University of Oregon women's soccer program. Nakada will serve as the program's recruiting coordinator in addition to working with the team's defenders and goalkeepers.

Nakada spent the last four seasons at Marquette University where he oversaw the program's goalkeeping contingent as well as assisting in day-to-day team operations. MU won its first-ever BIG EAST title in 2012, tallying 18 wins while setting a school-record with 17 shutouts. The Golden Eagles advanced to the third round of the 2012 NCAA Tournament before losing to BYU in penalty kicks, 6-5.

Nakada mentored Marquette goalkeeper Natalie Kulla to BIG EAST Goalkeeper of the Year honors in back-to-back seasons (2010, 2011) and also All-BIG EAST First Team status in those same years. Kulla finished her career at Marquette as the all-time shutouts leader (43), while also ranking first for career goals against average (0.74).

Nakada started at Marquette in May of 2009 after spending three seasons as an assistant at Idaho State. While overseeing the goalkeepers at ISU, Nakada helped the Bengals to a 2006 Big Sky regular season championship, the Big Sky Tournament title, and a trip to the NCAA Tournament. During his tenure, Nakada also handled scouting, travel, strength and conditioning and other day-to-day aspects of the team.

Under Nakada's guidance, Lyndsay Gensler received Big Sky All-Conference honors in 2006 and was

named the Big Sky Conference Tournament MVP after helping the Bengals claim the tournament title over Sacramento State, 4-3, on penalty kicks.

Another one of Nakada's keepers, Maren Eves, recorded the most saves in the Big Sky Conference and the second-best goals against average for the 2007 season. Following the 2007 season, Eves was awarded All-Big Sky Honorable Mention status, while teammate Bailey Williams also earned All-Big Sky Honorable Mention accolades following the 2008 season.

Prior to his stint at Idaho State, Nakada served as an assistant coach for the George Washington High School soccer team in San Francisco.

Nakada's experience extends outside of the college coaching ranks. He has been a member of the Region II ODP coaching staff since 2010. Beginning in 2012, Nakada was named to the US Club Soccer id2 National Camp coaching staff. He also joined the goalkeeping coaching staff at Elite Clubs National League (ECNL) Player Development Program in 2012.

As a player, Nakada spent two years at the University of San Francisco (2001-02), where he graduated with a degree in sociology in 2005.

Nakada played professionally for three seasons in Japan's J-League first and second divisions. His professional career began with a two-year stint at Omiya Ardija (2002-04), followed by one year with Kyoto Purple Sanga (2004-05).



CHRISTIE WELSH

ASSISTANT COACH • FIRST SEASON • PENN STATE '04

Christie Welsh is in her first season as an assistant coach with the University of Oregon women's soccer program. Welsh, a Hermann Trophy winner and former U.S. National Team member, was one of the most decorated players in Penn State University and Big Ten Conference history.

She comes to UO after spending the 2012 season as an assistant at St. Joseph's helping the Hawks to a 9-7-4 overall record. Welsh began her coaching career as a volunteer assistant at Penn State (2004-06) while she was competing with the U.S. National Team. She also worked as a volunteer assistant at Wisconsin in 2011.

A member of the U.S. National Team from 2000 until 2008, Welsh tallied 20 goals over 39 international contests. An alternate for the 2000 Sydney Olympics, she was part of the 2004, 2006, and 2007 Olympic and World Cup training residencies.

In 2005, Welsh helped the U.S. National Team capture the Algarve Cup, tallying a team-best five goals, including the game-winning goal in a 1-0 victory over Germany in the finals.

Welsh was the first Penn State player to earn NSCAA All-America honors in each of her four years, while leading her squad to four-straight Big Ten titles and two Final Four appearances from 1999-02.

She was the first player in conference history to be named Big Ten Player of the Year three consecutive

seasons. On the field, Welsh set the Big Ten's record for goals (82), assists (52) and points (216), with her career points mark still standing. She was recognized as the top collegiate player receiving both the Hermann Trophy and M.A.C. Player of the Year honors.


Following her collegiate career, Welsh was drafted second overall in the 2003 WUSA Draft by the New York Power. Leading her team in scoring, Welsh would go on to play internationally for KIF Orebro of Sweden's First Division in 2004 and Olympique Lyonnaise of the French First Division in 2005.

Additionally, she helped the Washington Freedom to the 2005 W-League championship, and the NJ Wildcats to the 2007 title, garnering MVP honors along the way. Recently, she has played in the Women's Professional Soccer League, competing for both the LA Sol and St. Louis Athletica in 2009 and the Washington Freedom in 2010.


A native of Massapequa, N.Y., Welsh led Massapequa High School to the 1997 New York State Championship and earned Parade All-American honors twice. The 1998 Gatorade Circle of Champions National High School Girls' Soccer Player of the Year, she was named an NSCAA All-American as a senior.



HEATHER HALSETH
ATHLETIC TRAINER
NINTH YEAR



MARK DILLON
STRENGTH & CONDITIONING
THIRD YEAR




BEN NOVAK
TEAM MANAGER
SECOND YEAR



TRAVIS SMITH
TEAM MANAGER
FIRST YEAR



BRADY JOHNSON
MEDIA SERVICES INTERN
FIRST YEAR



CONNIE KUE
GRADUATE ASSISTANT
ATHLETIC TRAINER
FIRST YEAR

OREGON SOCCER ACADEMIC TEAM



LEANNE BROOKS

ASST. A.D.,
ACADEMIC ELIGIBILITY
15TH YEAR

The academic support team (Services for Student-Athletes) acts as a bridge between the student-athlete and campus resources, ensuring that they are aware of and use the resources the university has to offer. Functions include:

- Advise and assist student-athletes with academic, pre-professional and career situations.
- Organize and monitor a structured study hall. All first-year students are required to attend study sessions four nights each week.
- Trace academic progress using information on attendance and performance submitted in mid-term grade reports by faculty.
- Provide individual and group tutoring and other study sessions among students with similar needs, assuring questions are answered properly.
- Assist with resumes and sharpening job interview skills.
- Encourage students to approach its members with problems and questions.



JENNIFER JACKSON

ACADEMIC ADVISOR
SIXTH YEAR



JOHN E. JACQUA ACADEMIC CENTER

This John E. Jacqua Academic Center for Student-Athletes was completed in winter 2010. The first floor of the building, which is open to the public and academic community, will feature a coffee shop, auditorium, conference room and atrium space. The second and third floors are private space for the advising, instruction and tutoring of Oregon's student-athletes. The space is operated by Services for Student-Athletes (SSA).



ROB MULLENS

ATHLETIC DIRECTOR • FOURTH YEAR • WEST VIRGINIA, '91

ATHLETIC ADMINISTRATION

Since being named the University of Oregon's 12th director of intercollegiate athletics on July 15, 2010, Rob Mullens has wasted little time in putting his own stamp on the continual success of the Ducks' athletics department while being the beneficiary of one of the most successful eras in school history.

Mullens arrived at Oregon from the University of Kentucky, where he served as deputy director of athletics and managed day-to-day operations for Kentucky's 22-sport athletics department, with an annual operating budget of \$79 million.

In his brief tenure in Eugene, he has implemented his philosophy of financial efficiency while overseeing an \$93.5 million budget for the coming year, in addition to enhancing the department's model of self-sufficiency.

He has assisted with the continued success of a football program that has been surpassed by few nationally, with the Ducks claiming an unprecedented three straight conference championships while becoming the only school in the country to appear in a third consecutive BCS bowl game following the 2011 season. Following an appearance in the 2011 BCS National Championship Game, Oregon posted a win over Wisconsin in the 2012 Rose Bowl Game.

In fact, 15 of the school's 19 intercollegiate sports advanced to the post season during the 2011-12 season, including women's indoor track & field and acrobatics and tumbling which both claimed national championships. In addition, the Ducks finished 24th in the country in the Learfield Sports Directors' Cup competition as the top program in the country fielding 18 sports or less.

He also was at the helm as the Ducks opened their spectacular Matthew Knight Arena, which plays host to the school's men's and

women's basketball teams, women's volleyball and acrobatics and tumbling, in addition to benefitting the entire Eugene-Springfield communities as a state-of-the-art venue for concerts, cultural forums and world-class entertainment.

Off the field, Mullens was just as excited to witness an accumulated graduation rate of 74 percent among all of the Ducks' student-athletes, a single-season best six first-team Capital One Academic All-Americans and 105 academic all-conference honorees.

His background is in accounting and auditing, and he promoted sound fiscal management and self-sufficiency at the University of Kentucky. During his total of eight years at Kentucky, the athletic department's operating budget expanded by nearly 70 percent. Fundraising for the department hit record levels each of the past seven years prior to his departure.

Prior to being named deputy director of athletics at Kentucky in 2006, Mullens began as the university's executive associate director of athletics in 2002. He served at the University of Maryland from 1996 to 2002, starting as assistant director of athletics for business and ultimately as executive senior associate director of athletics and chief of staff.

The West Virginia native was senior athletics business manager at the University of Miami (Fla.) from 1994 to 1996, and prior to that he was an accountant/auditor at Ernst & Young in Raleigh, N.C.

The 43-year-old Mullens earned a bachelor's degree in business administration and a master's in sport management from West Virginia University in 1991 and 1993, respectively. He and his wife, Jane, have two sons - Cooper and Tanner.



Jim Bartko
Exec. Sr. Assoc. AD
24th Year



Craig Pintens
Sr. Assoc. AD
3rd Year



Bob Beals
Assoc. AD
16th Year



Mike Duncan
Sr. Assoc. AD
Sixth Year



Jeff Hawkins
Sr. Assoc. AD
13th Year



Eric Roedl
Exec. Sr. Assoc. AD
3rd Year



Lisa Peterson
Sr. Assoc. AD
3rd Year



Bill Clever
Exec. Asst. AD
15th Year



Herb Yamanaka
Assoc. AD
54th Year



Andy McNamara
Exec. Asst. AD
Second Year



Leanne Brooks
Asst. AD
16th Year




Vin Lananna
Asst. AD
8 Years



Jody Sykes
Sr. Assoc. AD
First Year



Mark Ruckwardt
Asst. AD
10th Year



UNIVERSITY ADMINISTRATION



2013 OPPONENTS

Bri Pugh | Junior



O OPPONENTS

PORTLAND STATE

Fri., Aug. 23 - Eugene, Ore., 5:00 p.m. (PT)

Series Record..... Oregon leads 8-3-1

G 1

PORTLAND

Sun., Aug. 25 - Eugene, Ore., 5 p.m. (PT)

Series Record.....Portland leads 14-0-0

G 2

WISCONSIN

Fri., Aug. 30 - Eugene, Ore., 5 p.m. (PT)

Series Record..... First Meeting

G 3

TEXAS

Sun., Sept. 1 - Eugene, Ore., 12 p.m. (PT)

Series Record..... First Meeting

G 4

HAWAI'I

Fri., Sep. 6 - Eugene, Ore., 4 p.m. (PT)

Series Record..... Hawai'i leads 1-0-0

G 5

UC IRVINE

Sun., Sep. 8 - Eugene, Ore., 1:00 p.m. (PT)

Series Record.....Series Tied 2-1-0

G 6

BYU

Thurs., Sep. 12 - Eugene, Ore., 7 p.m. (PT)

Series Record..... BYU leads 3-0-0

G 7

SAN FRANCISCO

Fri., Sep. 20 - Eugene, Ore., 7:00 p.m. (PT)

Series Record.....Oregon leads 2-0-1

G 8

WASHINGTON STATE


Thurs., Sept. 26 - Eugene, Ore., 7 p.m. (PT)

Series Record.....Washington State leads 9-4-4


G 9



UTAH
 Fri., Oct. 4 - Salt Lake City, Utah, 6 p.m. (PT)
 Series Record.....Utah leads 6-1-1




COLORADO
 Sun., Oct. 6 - Boulder, Colo. - 1 p.m. (PT)
 Series Record.....Oregon leads 2-0-1




ARIZONA STATE
 Fri., Oct. 11 - Eugene, Ore., 7 p.m. (PT)
 Series Record.....Arizona State leads 9-6-2




ARIZONA
 Sun., Oct. 13 - Eugene, Ore., 12 p.m. (PT)
 Series Record.....Oregon leads 10-4-2




WASHINGTON
 Thurs., Oct. 17 - Seattle, Wash., 7 p.m. (CT)
 Series Record.....Washington leads 13-2-2




STANFORD
 Fri., Oct. 25 - Eugene, Ore., 4 p.m. (PT)
 Series Record.....Stanford leads 15-0-1




CALIFORNIA
 Mon., Oct. 28 - Eugene, Ore., 7 p.m. (CT)
 Series Record.....California leads 14-1-1



USC
 Fri., Nov. 1 - Los Angeles, Calif., 3 p.m. (PT)
 Series Record.....USC leads 13-3-1



UCLA
 Sun., Nov. 3 - Los Angeles, Calif., 1 p.m. (PT)
 Series Record.....UCLA leads 14-2-0



OREGON STATE
 Thurs., Nov. 7 - Corvallis, Ore., 1 p.m. (PT)
 Series Record.....Oregon leads 7-6-4



CONFERENCE REGULAR-SEASON CHAMPIONS

1993.....	Stanford
1994.....	None
1995.....	Stanford
1996.....	Stanford
1997.....	UCLA
1998.....	UCLA, USC, California
1999.....	Stanford
2000.....	Washington
2001.....	UCLA
2002.....	Stanford
2003.....	UCLA
2004.....	UCLA
2005.....	UCLA
2006.....	UCLA
2007.....	UCLA
2008.....	UCLA
2009.....	Stanford
2010.....	Stanford
2011.....	Stanford
2012.....	Stanford

2013 OPPONENTS

O ALL-TIME SERIES HISTORY

OPPONENT SERIES HISTORIES

ALL-TIME SERIES HISTORIES (145-181-38, 18 years)

School	UO Record vs.	Meetings
Air Force	0-1-0	1997
ARIZONA	10-4-2	1997-12
ARIZONA STATE	6-9-2	1996-12
Auburn	1-0-0	1999
Baylor	0-1-0	1997
Boise State	4-0-0	2003, 07, 10-11
Butler	1-0-0	2010
BYU	0-3-0	1996, 09, 12
CALIFORNIA	1-14-1	1997-12
Cal State Fullerton	0-1-0	2003
Cal State Northridge	2-1-0	1996-97, 99
Central Connecticut State	0-1-0	2004
Charlotte	1-0-0	1999
Colgate	0-0-1	2009
COLORADO	2-1-0	2009, 11
Connecticut	0-1-0	2004
Davidson	0-1-0	1999
Dartmouth	1-0-0	2009
Denver	1-0-0	2009
Duke	0-1-0	2000
Eastern Washington	3-0-0	2001, 05-06
Elon	1-0-0	2005
Florida International	1-1-0	1998, 11
Florida State	0-2-0	2000, 02
Fresno State	1-0-0	2009
GONZAGA	5-1-2	1996, 01-02, 04-06, 12
Hawaii	0-1-0	1998
Idaho	3-0-1	1999-01, 06
Iona	1-0-0	2006
Illinois	0-1-0	2011
Illinois State	1-0-0	2007
James Madison	1-1-0	1997, 00
Kansas	1-0-0	2010
Long Beach State	0-1-1	2006, 08
Louisiana State	1-1-0	2005, 11
Loyola Marymount	1-2-0	2003, 06, 09
Montana	0-4-0	1996, 00-01, 07
Nevada	3-1-0	2001, 05-07
New Hampshire	2-0-0	2006, 11
North Carolina	0-2-0	2000, 02
UNC Greensboro	1-1-0	1997-98
North Carolina State	1-0-0	2005
Oklahoma	2-0-0	1996, 08
Oklahoma State	0-2-0	2008, 10
OREGON STATE	7-6-4	1996-12
PACIFIC	1-3-0	1996, 02-03, 12
Pacific (Ore.)	1-0-0	1996
PORTLAND	0-14-0	1998-10, 12
PORTLAND STATE	8-3-1	1996-02, 04-09, 12
Purdue	0-2-0	2007-08
Rice	1-0-0	2003
Sacramento State	1-1-0	1996, 03
SAINT MARY'S	1-1-1	1999, 08
San Diego	1-2-0	1998, 00, 01
San Diego State	1-0-1	2004, 10
San Francisco	2-0-1	1998, 99, 03
San Francisco State	1-0-0	1997
San Jose State	2-2-0	1996, 99-01
Santa Clara	0-2-1	2000, 10-11
SEATTLE	2-0-0	2009, 12
South Dakota State	1-0-0	2005
Southern Methodist	0-1-1	2003, 10
STANFORD	0-15-1	1997-12
Tennessee	1-0-0	1998
Texas A&M	0-2-0	1997, 03
UAB	1-0-0	2012
UC Davis	2-0-0	2010-11
UC IRVINE	1-1-0	1996, 12
UC Riverside	2-1-0	2006-08
UC Santa Barbara	0-1-0	2004
UCLA	2-14-0	1997-12
USC	3-13-1	1996-12
UNLV	1-1-0	2010-12
UTAH	1-6-1	96-97, 02, 04, 07-08, 11-12
Utah State	2-0-0	2007-08
Wake Forest	0-3-0	1998-99, 02
WASHINGTON	2-13-2	1996-12
WASHINGTON STATE	4-9-4	1996-12
Weber State	4-0-1	1997, 03-04, 08, 09
Willamette	0-1-0	1996
Wisconsin-Green Bay	1-0-0	2002
Wyoming	3-0-0	2004-05, 11
Xavier	0-1-0	2000

VERSUS CONFERENCES

America East (2-0-0)	Mountain West (17-5-1)
New Hampshire2-0-0	Air Force0-1-0
American Athletic (0-1-1)	Boise State.....4-0-0
Southern Methodist0-1-1	Fresno State1-0-0
Atlantic Coast (1-8-0)	Nevada3-1-0
Duke0-1-0	San Diego State.....1-0-1
Florida State0-2-0	San Jose State2-2-0
North Carolina0-2-0	Utah State.....2-0-0
North Carolina State.....1-0-0	UNLV.....1-1-0
Wake Forest0-3-0	Wyoming3-0-0
Big East (1-2-0)	Northeast (0-1-0)
Butler1-0-0	Central Connecticut State0-1-0
Connecticut.....0-1-0	Pac-12 (36-99-18)
Xavier0-1-0	Arizona10-4-2
Big Sky (15-8-2)	Arizona State.....6-9-2
Eastern Washington.....3-0-0	California1-14-1
Montana0-4-0	Colorado3-0-0
Portland State8-3-1	Oregon State7-6-4
Sacramento State1-1-0	Stanford0-15-1
Weber State3-0-1	UCLA2-14-0
Big Ten (0-3-0)	USC3-13-1
Purdue0-2-0	Utah1-6-1
Illinois.....0-1-0	Washington2-13-2
Big 12 (3-4-0)	Washington State.....4-9-4
Baylor0-1-0	Patriot (0-0-1)
Kansas.....0-1-0	Colgate0-0-1
Oklahoma2-0-0	SEC (3-3-0)
Oklahoma State0-2-0	Auburn1-0-0
Big West (7-7-1)	LSU1-1-0
Hawaii0-1-0	Tennessee1-0-0
UC Davis.....2-0-0	Texas A&M0-2-0
UC Irvine1-1-0	Southern (2-2-0)
UC Riverside2-1-0	Davidson.....0-1-0
UC Santa Barbara.....0-1-0	Elon1-0-0
Cal State Fullerton.....0-1-0	UNC Greensboro1-1-0
Cal State Northridge2-1-0	Summit League (2-0-0)
Long Beach State.....0-1-1	Denver1-0-0
Colonial Athletic (1-1-0)	South Dakota State.....1-0-0
James Madison1-1-0	West Coast (12-27-6)
Conference USA (4-1-0)	Brigham Young0-3-0
Charlotte.....1-0-0	Gonzaga.....6-1-2
Florida International1-1-0	Loyola Marymount.....1-2-0
UAB.....1-0-0	Pacific.....1-3-1
Rice1-0-0	Portland0-14-0
Horizon League (1-0-0)	Saint Mary's1-1-1
Wisconsin-Green Bay1-0-0	San Diego1-2-0
Ivy (1-0-0)	San Francisco2-0-1
Dartmouth1-0-0	Santa Clara0-2-1
Metro Atlantic Athletic (1-0-0)	Western Athletic (7-0-1)
Iona1-0-0	Idaho3-0-1
Missouri Valley (1-0-0)	Utah State.....2-0-0
Illinois State1-0-0	Seattle.....2-0-0



2012 REVIEW

Achijah Berry | Forward

O 2012 RESULTS/STATISTICS

2012 RESULTS Overall: 8-10-2 Pac-12: 3-7-1 Home: 7-3-1 Away: 1-7-1 Neutral: 0-0 Overtime: 1-0-2

Date	Opponent	WL	Score	Overall	Conf	Attend	Goals scored
Aug. 19	UAB	W	2-0	1-0-0	0-0-0	758	Parr, Kristen (Pugh, Bri; Powers, Mariah) Parr, Kristen (Beutler, Maryn)
Aug. 23	at #11 Portland	L	0-2	1-1-0	0-0-0	4,912	
Aug. 26	at Portland State	W	1-0	2-1-0	0-0-0	447	Parr, Kristen (Libke, Scout)
Aug. 31	UC-IRVINE	W	1-0	3-1-0	0-0-0	792	Beutler, Maryn
Sept. 7	at Pacific	L	0-1	3-2-0	0-0-0	350	-
Sept. 9	at Saint Mary's	T (2OT)	1-1	3-2-1	0-0-0	459	Parr, Kristen
Sept. 14	SEATTLE	W	2-1	4-2-1	0-0-0	777	Parr, Kristen Libke, Scout
Sept. 16	GONZAGA	W	4-2	5-2-1	0-0-0	897	Parr, Kristen (Libke, Scout) Boyer, Taylor Berry, Achijah Powers, Mariah
Sept. 21	COLORADO	T (2OT)	0-0	5-2-2	0-0-1	753	-
Sept. 24	#12 BYU	L	0-1	5-3-2	0-0-1	754	-
Sept. 28	at #19 California	L	0-2	5-4-2	0-1-1	148	-
Sept. 30	at #2 Stanford	L	1-2	5-5-2	0-2-1	2,003	Libke, Scout
Oct. 5	#3 UCLA	L	0-1	5-6-2	0-3-1	944	-
Oct. 7	USC	W	1-0	6-6-2	1-3-1	711	Parr, Kristen (Wagoner, Kira)
Oct. 12	at Utah	L	1-3	6-7-2	1-4-1	925	Wagoner, Kira (Pugh, Bri)
Oct. 19	ARIZONA	W	2-0	7-7-2	2-4-1	625	Bakke, Nicole (Libke, Scout) Pugh, Bri
Oct. 21	ARIZONA STATE	L	1-2	7-8-2	2-5-1	423	Davie, Ryann
Oct. 25	at Washington	L	0-2	7-9-2	2-6-1	1,362	-
Oct. 28	at Washington State	L	0-1	7-10-2	2-7-1	238	-
Nov. 2	OREGON STATE	W	2-0	8-10-2	3-7-1	920	Berry, Achijah Pugh, Bri (Davie, Ryann)

2012 OREGON / OPPONENT STATISTICAL COMPARISON

Date	Opponent	Score	Goals	Assists	Shots	On Goal	Corners	Fouls	YC-RC/YC-RC	Offside
Aug. 19	UAB	2-0	2/0	3/0	19/5	11/5	6/0	13/18	0-0/3-0	0/2
Aug. 23	#11 Portland	0-2	0/2	0/1	9/13	3/9	2/7	12/11	2-0/0-0	0/0
Aug. 26	Portland State	1-0	1/0	1/0	8/14	5/5	6/3	14/12	2-0/1-0	3/0
Aug. 31	UC IRVINE	1-0	1/0	0/0	12/10	8/2	6/4	11/8	1-0/1-0	8/3
Sept. 7	Pacific	0-1	0/1	0/1	14/8	8/2	4/3	10/16	1-0/0-0	4/4
Sept. 9	Saint Mary's	1-1	1/1	0/0	16/17	5/7	4/1	12/8	1-1/1-0	0/6
Sept. 14	SEATTLE	2-1	2/1	0/1	11/11	6/4	2/7	11/10	1-0/0-0	1/1
Sept. 16	GONZAGA	4-2	4/2	3/2	21/10	12/5	7/1	15/15	0-0/1-0	3/1
Sept. 21	COLORADO	0-0	0/0	0/0	16/13	4/7	8/4	16/9	3-0/1-0	0/2
Sept. 24	#12 BYU	0-1	0/1	0/2	12/10	5/2	6/3	8/6	1-0/0-0	1/3
Sept. 28	#19 California	0-2	0/2	0/0	8/11	4/2	2/5	10/9	1-0/0-0	1/2
Sept. 30	#2 Stanford	1-2	1/2	0/0	9/34	4/5	1/12	9/9	1-0/0-0	0/2
Oct. 5	#3 UCLA	0-1	0/1	0/1	5/17	2/4	0/6	11/5	1-0/0-0	2/0
Oct. 7	USC	1-0	1/0	1/0	21/13	10/3	6/0	10/18	2-0/2-0	2/2
Oct. 12	Utah	1-3	1/3	1/1	9/21	8/12	5/7	6/8	0-0/0-0	0/1
Oct. 19	ARIZONA	2-0	2/0	1/0	14/5	6/3	4/8	5/7	0-0/0-1	4/3
Oct. 21	ARIZONA STATE	1-2	1/2	0/2	15/20	4/12	5/0	20/16	1-0/0-0	0/3
Oct. 25	Washington	0-2	0/2	0/1	9/14	3/7	2/0	5/8	2-0/1-0	2/0
Oct. 28	Washington State	0-1	0/1	0/0	6/13	1/7	3/10	9/7	1-0/1-0	1/1
Nov. 2	OREGON STATE	2-0	2/0	1/0	14/16	8/4	3/6	12/15	0-0/1-0	3/1
Totals		19-21	19/21	11/12	248/275	117/107	82/87	219/215	21-1/13-0	35/36

TEAM STATS (ALL MATCHES)	ORE	OPP
Goals-Shot attempts	19-248	21-275
Goals scored per game.....	0.95	1.05
Shot pct.....	.077	.076
Shots on goal-Attempts.....	117-248	107-275
SOG pct472	.389
Shots/Game.....	12.4	13.75
Assists	11	12
CORNER KICKS	82	87
PENALTY KICKS.....	0-1	1-1
PENALTIES		
Yellow cards.....	21	13
Red cards	1	0
ATTENDANCE		
Total.....	8354	10844
Dates/Avg Per Date.....	11/759	9/1205
Neutral Site #/Avg		0/0

GOALS BY PERIOD	1st	2nd	OT	OT2	Total
Oregon	10	8	1	0	19
Opponents	14	7	0	0	21
SHOTS BY PERIOD	1st	2nd	OT	OT2	Total
Oregon	127	108	10	3	248
Opponents	126	147	2	3	275
SAVES BY PERIOD	1st	2nd	OT	OT2	Total
Oregon	42	44	0	0	86
Opponents	53	43	2	2	98
Corners by Period	1st	2nd	OT	OT2	Total
Oregon	49	30	2	1	82
Opponents	44	43	0	0	87
Fouls by Period	1st	2nd	OT	OT2	Total
Oregon	103	113	2	1	219
Opponents	91	121	2	1	215



Maryn Beutler played in all 20 games last season as a freshman, logging 1,283 minutes on the pitch and three points.

OREGON'S 2012 RECORD WHEN

Scoring first:.....	7-1-1
Opponent scores first:	1-9-0
No score	0-0-1
Ahead at the half:.....	3-0-1
Behind at the half:.....	0-6-0
Tied at the half:.....	5-4-1
Out-shooting opponents:	5-2-1
Being out-shot:.....	2-8-1
Tied in shots:	1-0-0
Taking more corner kicks:.....	5-4-2
Taking fewer corner kicks:	3-6-0
Tied in corner kicks	0-0-0
Against NSCAA/adidas top-25 opponents:...	0-5-0
In August:.....	3-1-0
In September:	2-4-2
In October:.....	2-5-0
In November:	1-0-0
vs. Big Sky	1-0-0
vs. Big West	1-1-0
vs. C-USA.....	1-0-0
vs. Independant	1-0-0
vs. Mountain West	0-1-0
vs. Pac-12	3-7-1
vs. West Coast	1-1-1

2012 INDIVIDUAL STATISTICS (ALL MATCHES)

##	Name	GP-GS	Min	G	A	Pts	Sh	Shot%	SOG	SOG%	YC-RC	GW	PK-ATT	Foul
15	Parr, Kristen	19-19	1482	7	0	14	20	.350	16	.800	0-0	3	0-0	0
3	Libke, Scout	20-20	1837	2	4	8	58	.034	22	.379	1-0	1	0-1	1
5	Pugh, Bri	18-17	1012	2	2	6	27	.074	15	.556	1-0	0	0-0	1
6	Berry, Achijah	19-14	1325	2	0	4	14	.143	9	.643	4-0	2	0-0	0
8	Beutler, Maryn	20-19	1283	1	1	3	33	.030	11	.333	0-0	1	0-0	5
13	Wagoner, Kira	13-6	602	1	1	3	15	.067	4	.267	3-0	0	0-0	0
23	Powers, Mariah	19-19	1517	1	1	3	10	.100	7	.700	2-0	0	0-0	1
21	Davie, Ryann	17-4	702	1	1	3	9	.111	5	.556	0-0	0	0-0	0
29	Boyer, Taylor	13-12	772	1	0	2	7	.143	3	.429	1-0	0	0-0	0
28	Bakke, Nicole	20-20	1795	1	0	2	6	.167	2	.333	3-0	1	0-0	0
4	Fitzgerald, Mo	20-6	639	0	1	1	4	.000	2	.500	0-0	0	0-0	0
19	Strawn, Brooke	15-2	435	0	0	0	11	.000	7	.636	0-0	0	0-0	1
9	Wegner, Cara	16-2	417	0	0	0	8	.000	3	.375	0-0	0	0-0	0
24	Hones, Kelsey	15-1	291	0	0	0	7	.000	3	.429	0-0	0	0-0	0
10	Foo, Kelsey	15-4	522	0	0	0	6	.000	2	.333	0-0	0	0-0	0
26	Rodriguez, Allie	15-4	554	0	0	0	2	.000	0	.000	0-0	0	0-0	0
22	Archer, Lilly	8-3	289	0	0	0	2	.000	0	.000	0-0	0	0-0	1
14	Cook, Kiyomi	6-2	246	0	0	0	2	.000	1	.500	1-0	0	0-0	0
12	Moore, Reilley	4-1	107	0	0	0	2	.000	1	.500	1-0	0	0-0	0
2	Thompson, Lauren	19-18	1558	0	0	0	2	.000	1	.500	3-0	0	0-0	0
27	Lindeman, Gabbie	7-2	355	0	0	0	1	.000	1	1.000	0-0	0	0-0	0
16	Smith, Riley	1-0	25	0	0	0	1	.000	1	1.000	0-0	0	0-0	0
7	Mercier, Maddy	14-5	584	0	0	0	1	.000	1	1.000	0-0	0	0-0	1
25	Wilhelm, Casey	1-1	8	0	0	0	0	.000	0	.000	0-0	0	0-0	0
20	Brooke, Kendall	1-0	44	0	0	0	0	.000	0	.000	0-0	0	0-0	0
18	Simien, Shanelle	3-0	12	0	0	0	0	.000	0	.000	0-0	0	0-0	0
17	Konkel, Brynne	3-0	35	0	0	0	0	.000	0	.000	0-0	0	0-0	0
1	Connors, Dana	2-1	127	0	0	0	0	.000	0	.000	0-0	0	0-0	0
0	Steele, Abby	19-18	1711	0	0	0	0	.000	0	.000	0-1	0	0-0	1
	Total.....	20	-	19	11	49	248	.077	117	.472	21-1	8	0-1	219
	<i>Opponents.....</i>	<i>20</i>	<i>-</i>	<i>21</i>	<i>12</i>	<i>54</i>	<i>275</i>	<i>.076</i>	<i>107</i>	<i>.389</i>	<i>13-0</i>	<i>10</i>	<i>1-1</i>	<i>215</i>

##	Name	GP-GS	Minutes	GA	Avg	Saves	Pct	W	L	T	Sho
25	Wilhelm, Casey	1-0	8:26	0	0.00	0	.000	0	0	0	0.1
1	Connors, Dana	2-1	127:00	1	0.71	6	.857	1	0	1	0.0
0	Steele, Abby	19-19	1710:06	20	1.05	78	.796	7	10	1	6.1
TM	TEAM	0-0	0:00	0	0.00	2	1.000	0	0	0	1.0
	Total.....	20	1845:32 19	1.02	.86	.804	8	10	2	7	
	<i>Opponents.....</i>	<i>20</i>	<i>1845:32 19</i>	<i>0.93</i>	<i>.98</i>	<i>.838</i>	<i>10</i>	<i>8</i>	<i>2</i>	<i>8</i>	

Oregon - TEAM GAME HIGHS

POINTS	11	vs. Gonzaga (Sept. 16)
	7	vs. UAB (Aug. 19)
GOALS	4	vs. Gonzaga (Sept. 16)
	2	vs. Oregon State (Nov. 2)
	2	vs. Arizona (Oct. 19)
	2	vs. Seattle (Sept. 14)
	2	vs. UAB (Aug. 19)
ASSISTS	3	vs. Gonzaga (Sept. 16)
	3	vs. UAB (Aug. 19)
SHOTS	21	vs. USC (Oct. 7)
	21	vs. Gonzaga (Sept. 16)
SHOTS ON GOAL	12	vs. Gonzaga (Sept. 16)
	11	vs. UAB (Aug. 19)
SAVES	10	vs. Arizona State (Oct. 21)
	9	vs. Utah (Oct. 12)
CORNER KICKS	8	vs. Colorado (Sept. 21)
	7	vs. Gonzaga (Sept. 16)
FOULS	20	vs. Arizona State (Oct. 21)
	16	vs. Colorado (Sept. 21)

Opponent - TEAM GAME HIGHS

POINTS	7	at Utah (Oct. 12)
	6	vs. Arizona State (Oct. 21)
GOALS	6	vs. Gonzaga (Sept. 16)
	3	at Utah (Oct. 12)
	2	at Washington (Oct. 25)
	2	vs. Arizona State (Oct. 21)
	2	at Stanford (Sept. 30)
	2	at California (Sept. 28)
	2	vs. Gonzaga (Sept. 16)
	2	at Portland (Aug. 23)
ASSISTS	2	vs. Arizona State (Oct. 21)
	2	vs. BYU (Sept. 24)
	2	vs. Gonzaga (Sept. 16)
SHOTS	34	at Stanford (Sept. 30)
	21	at Utah (Oct. 12)
SHOTS ON GOAL	12	at Utah (Oct. 12)
	12	Arizona State (Oct. 21)
SAVES	9	vs. USC (Oct. 7)
	9	vs. UAB (Aug. 19)
CORNER KICKS	12	at Stanford (Sept. 30)
	10	at Washington State (Oct. 28)
FOULS	18	vs. USC (Oct. 7)
	18	vs. UAB (Aug. 19)

2012 CATEGORY LEADERS

##	POINTS	GP	G	A	Pts	Shots
15	Parr, Kristen	19	7	0	14	20
3	Libke, Scout	20	2	4	8	58
5	Pugh, Bri	18	2	2	6	27
6	Berry, Achijah 19	2	0	4	14	
8	Beutler, Maryn 20	1	1	3	33	
13	Wagoner, Kira	13	1	1	3	15
23	Powers, Mariah 19	1	1	3	10	
21	Davie, Ryann	17	1	1	3	9
29	Boyer, Taylor	13	1	0	2	7
28	Bakke, Nicole	20	1	0	2	6

##	GOALS	GP	G	A	Pts	Shots
15	Parr, Kristen	19	7	0	14	20
3	Libke, Scout	20	2	4	8	58
6	Berry, Achijah 19	2	0	4	14	
5	Pugh, Bri	18	2	2	6	27
8	Beutler, Maryn 20	1	1	3	33	
28	Bakke, Nicole	20	1	0	2	6
13	Wagoner, Kira	13	1	1	3	15
23	Powers, Mariah 19	1	1	3	10	
21	Davie, Ryann	17	1	1	3	9
29	Boyer, Taylor	13	1	0	2	7

##	ASSISTS	GP	G	A	Pts	Shots
3	Libke, Scout	20	2	4	8	58
5	Pugh, Bri	18	2	2	6	27
23	Powers, Mariah 19	1	1	3	10	
13	Wagoner, Kira	13	1	1	3	15
21	Davie, Ryann	17	1	1	3	9
4	Fitzgerald, Mo 20	0	1	1	4	
8	Beutler, Maryn 20	1	1	3	33	

##	SHOTS	GP	G	A	Sh	Shot%
3	Libke, Scout	20	2	4	58	.034
8	Beutler, Maryn 20	1	1	33	.030	
5	Pugh, Bri	18	2	2	27	.074
15	Parr, Kristen	19	7	0	20	.350
13	Wagoner, Kira	13	1	1	15	.067
6	Berry, Achijah 19	2	0	14	.143	
19	Strawn, Brooke 15	0	0	11	.000	
23	Powers, Mariah 19	1	1	10	.100	
21	Davie, Ryann	17	1	1	9	.111
9	Wegner, Cara	16	0	0	8	.000

##	SHOTS ON GOAL	GP	G	A	Sh	SOG	SOG%
3	Libke, Scout	20	2	4	58	22	.379
15	Parr, Kristen	19	7	0	20	16	.800
5	Pugh, Bri	18	2	2	27	15	.556
8	Beutler, Maryn 20	1	1	33	11	.333	
6	Berry, Achijah 19	2	0	14	9	.643	
19	Strawn, Brooke 15	0	0	11	7	.636	
23	Powers, Mariah 19	1	1	10	7	.700	
21	Davie, Ryann	17	1	1	9	5	.556
13	Wagoner, Kira	13	1	1	15	4	.267
9	Wegner, Cara	16	0	0	8	3	.375

##	GAME WINNING GOALS	GP	GWG
15	Parr, Kristen	19	3
6	Berry, Achijah	19	2
3	Libke, Scout	20	1
28	Bakke, Nicole	20	1
8	Beutler, Maryn	20	1



2012 BOX SCORES

Soccer Box Score (Final) 2012 University of Oregon Soccer UAB vs Oregon (Aug 19, 2012 at Eugene, Ore.)

UAB (0-2-0) vs.
Oregon (1-0-4)
Date: Aug 19, 2012 • Attendance: 758
Weather: 66 degrees, sunny, wind 4 mph from SW

UAB	Player	Sh	SO	G	A	Fo
0	NORTHERN, Courtney	-	-	-	-	-
2	LINNEY, Johanna	2	-	-	-	-
3	HARRISON, Amy	-	-	-	-	-
5	BRADFORD, Sam	-	-	-	-	-
7	WAECHTER, Kelsey	-	-	-	-	-
8	SHANTEAU, Isabel	-	-	-	-	-
9	EBERT, Kirsten	-	-	-	-	-
15	COLLINS, Megan	1	-	-	-	-
17	SMITH, Emma Jane	-	-	-	-	-
23	PHILLIPS, Abby	2	-	-	-	-
29	KAIKA, Jasmine	-	-	-	-	-
-- Substitutes --						
1	JIMENEZ, Angelica	-	-	-	-	-
4	COFFIN, Hannah	-	-	-	-	-
6	DEPPERSCHMIDT, Ke	-	-	-	-	-
10	NAUMOFF, Ashley	-	-	-	-	-
11	PONCINGIE, Erin	-	-	-	-	-
12	HOFFMAN, Paige	-	-	-	-	-
20	WALTERS, Camille	-	-	-	-	-
Totals 5 0 0 18						

#	Goalkeepers	Min	GA	Saves
0	NORTHERN, Courtney	32:34	1	5
1	JIMENEZ, Angelica	57:26	1	4

Shots by period	1	2	Total
UAB	5	0	5
Oregon	10	9	19

Corner kicks	1	2	Total
UAB	0	0	0
Oregon	4	2	6

No.	Time	Team	Goal scorer	Assist	Description
1.	8:52	ORE	Parr, Kristen (1)	Pugh, Bri	right corner cross from 6. point blank shot
2.	59:40	ORE	Parr, Kristen (2)	Beutler, Maryn	long pass from 8 down right side, beat on 7 yards out

Cautions and ejections:
YC-UAB #23 (57:19); YC-UAB #39 (63:11); YC-UAB #9 (77:03)

Win-Steale, Abby (1-0-0). Loss-NORTHERN, Courtney (0-2-0).
Stadium: Pape' Field
Officials: Referee: Carlos Tercero; Asst. Referee: Cesar Tercero; Farhad Dadkhod;
Timekeeper: Kati Kasparek; Scorer: Cameron Harati;
Offsides: UAB 2, Oregon 0.

Official's signature

Goals by period	1	2	Total
UAB	0	0	0
Oregon	1	1	2

Oregon	Player	Sh	SO	G	A	Fo
0	Steale, Abby	-	-	-	-	-
3	Libke, Scout	4	-	-	-	-
4	Fitzgerald, Mo	-	-	-	-	-
5	Pugh, Bri	1	-	1	-	-
6	Berry, Achajah	1	-	-	-	-
7	Mercier, Maddy	-	-	-	-	-
8	Beutler, Maryn	2	-	1	-	-
15	Parr, Kristen	2	-	2	-	-
23	Powers, Mariah	2	-	1	-	-
27	Lindeman, Gabbie	1	-	-	-	-
28	Balke, Nicole	-	-	-	-	-
-- Substitutes --						
9	Wegner, Cara	3	-	-	-	-
10	Foo, Kelsey	-	-	-	-	-
16	Smith, Riley	1	-	-	-	-
18	Simien, Shanelle	-	-	-	-	-
19	Strawn, Brooke	-	-	-	-	-
21	Davie, Ryann	-	-	-	-	-
22	Archer, Lily	-	-	-	-	-
24	Hones, Kelsey	2	-	-	-	-
26	Rodriguez, Alie	-	-	-	-	-
Totals 19 2 3 13						

#	Goalkeepers	Min	GA	Saves
0	Steale, Abby	90:00	0	5

Saves by period	1	2	Total
UAB	5	4	9
Oregon	5	0	5

Fouls	1	2	Total
UAB	5	13	18
Oregon	6	7	13



Soccer Box Score (Final) The Automated ScoreBook Oregon vs #11 Portland (Aug 23, 2012 at Portland, Ore.)



Oregon (1-1-0) vs.
Portland (2-1-0)
Date: Aug 23, 2012 • Attendance: 4012
Weather: Sunny, breezy

Oregon	Player	Sh	SO	G	A	Fo
0	Steale, Abby	-	-	-	-	-
2	Thompson, Lauren	-	-	-	-	-
3	Libke, Scout	2	-	1	-	-
6	Berry, Achajah	1	-	-	-	-
8	Beutler, Maryn	-	-	-	-	-
7	Mercier, Maddy	-	-	-	-	-
9	Wegner, Cara	1	-	1	-	-
15	Parr, Kristen	-	-	-	-	-
22	Archer, Lily	1	-	-	-	-
23	Powers, Mariah	-	-	-	-	-
28	Balke, Nicole	-	-	-	-	-
-- Substitutes --						
4	Fitzgerald, Mo	-	-	-	-	-
14	Cook, Kiyomi	-	-	-	-	-
19	Strawn, Brooke	1	-	1	-	-
21	Davie, Ryann	-	-	-	-	-
24	Hones, Kelsey	-	-	-	-	-
Totals 8 3 0 0						

#	Goalkeepers	Min	GA	Saves
0	Steale, Abby	90:00	2	7

Shots by period	1	2	Total
Oregon	7	2	9
Portland	5	8	13

Corner kicks	1	2	Total
Oregon	1	1	2
Portland	5	2	7

No.	Time	Team	Goal scorer	Assist	Description
1.	2:29	POR	CAPELLE, Misaela (1)	PARKER, Elen	12 yard finish to left post
2.	85:04	POR	OWN GOAL	(unassisted)	

Cautions and ejections:
YC-ORE #6 (11:22); YC-ORE #14 (89:26)

Win-DEES, Erin (2-1-0). Loss-Steale, Abby (1-1-0).
Stadium: Mark Field
Officials: Referee: Loni Rippe; Asst. Referee: Jose Maciel; Lucas Brooks;
Alt. Official: Cephus Quanton; Timekeeper: Nick Gazoner; Scorer: Sam Scheffmuth;
Offsides: Oregon 0, Portland 0.

Official's signature

Soccer Box Score (Final) 2012 Portland State Women's Soccer ORE vs PSU (Aug 26, 2012 at Hillsboro, Ore.)

ORE (2-1-0) vs.
PSU (0-3-0)
Date: Aug 26, 2012 • Attendance: 447
Weather:

ORE	Player	Sh	SO	G	A	Fo
0	Steale, Abby	-	-	-	-	-
2	Thompson, Lauren	-	-	-	-	-
3	Libke, Scout	1	-	1	-	-
4	Fitzgerald, Mo	-	-	-	-	-
6	Berry, Achajah	-	-	-	-	-
7	Mercier, Maddy	-	-	-	-	-
8	Beutler, Maryn	3	-	1	-	-
9	Wegner, Cara	1	-	1	-	-
15	Parr, Kristen	1	-	1	-	-
23	Powers, Mariah	-	-	-	-	-
28	Balke, Nicole	-	-	-	-	-
-- Substitutes --						
10	Foo, Kelsey	1	-	-	-	-
14	Cook, Kiyomi	-	-	-	-	-
19	Strawn, Brooke	1	-	1	-	-
24	Hones, Kelsey	-	-	-	-	-
27	Lindeman, Gabbie	-	-	-	-	-
Totals 8 5 1 1						

#	Goalkeepers	Min	GA	Saves
0	Steale, Abby	90:00	0	5

Shots by period	1	2	Total
ORE	4	4	8
PSU	4	10	14

Corner kicks	1	2	Total
ORE	3	3	6
PSU	2	1	3

No.	Time	Team	Goal scorer	Assist	Description
1.	45:38	ORE	Parr, Kristen (3)	Libke, Scout	break away

Cautions and ejections:
YC-PSU #21 (55:37); YC-ORE #2 (86:31); YC-ORE #6 (87:58)

Win-Steale, Abby (2-1-0). Loss-Hulsizer, Lainey (0-3-0).
Stadium: Hillsboro Stadium
Officials: Referee: Oscar Rivas; Asst. Referee: Cesar Tesaro; Lucas Brooks;
Alt. Official: Sam Samuelsen; Timekeeper: Amanda Gleason; Scorer: Chris Hill;
Offsides: ORE 3, PSU 0.

Official's signature

Goals by period	1	2	Total
ORE	0	1	1
PSU	0	0	0

PSU	Player	Sh	SO	G	A	Fo
1	Hulsizer, Lainey	-	-	-	-	-
2	Morris, Torie	-	-	-	-	-
3	Bianchini, Cari	4	-	1	-	-
4	Hlasnik, Michelle	-	-	-	-	-
7	Dutra, Amanda	1	-	-	-	-
10	Howie, Amanda	1	-	1	-	-
15	Cooney, Emma	3	-	2	-	-
18	Martin, Carrie	2	-	1	-	-
19	Martin, Megan	1	-	-	-	-
21	Henningsen, Kayla	1	-	-	-	-
23	Hesato, Tamia	-	-	-	-	-
-- Substitutes --						
00	Plese, Caitlin	-	-	-	-	-
9	Brown, Eryn	-	-	-	-	-
11	Gaines, Lynsey	-	-	-	-	-
14	Cooley, Ariana	-	-	-	-	-
17	Hilde, Whitney	-	-	-	-	-
22	Lofstedet, Beka	-	-	-	-	-
24	Greenwood, Lexi	-	-	-	-	-
77	Sporseen, Kajsa	1	-	-	-	-
Totals 14 5 0 0						

#	Goalkeepers	Min	GA	Saves
1	Hulsizer, Lainey	67:21	1	4
00	Plese, Caitlin	22:39	0	0

Saves by period	1	2	Total
ORE	2	3	5
PSU	3	1	4

Soccer Box Score (Final) 2012 University of Oregon Soccer UC-Irvine vs Oregon (Aug 31, 2012 at Eugene, Ore.)

UC-Irvine (1-4-0) vs.
Oregon (3-1-0)
Date: Aug 31, 2012 • Attendance: 792
Weather: 78 degrees, sunny, 8 mph wind from NE

UC-Irvine	Player	Sh	SO	G	A	Fo
0	Randazzo, Jennifer	-	-	-	-	-
2	Bruce, Jordan	1	-	-	-	-
4	Sams, Jackie	-	-	-	-	-
5	Solow, Madison	-	-	-	-	-
8	Robles, Clarissa	2	-	1	-	-
9	Privett, Cami	-	-	-	-	-
10	Pellegrino, Jenna	1	-	-	-	-
14	Farzaneh, Zoya	-	-	-	-	-
20	O'Brien, Haley	-	-	-	-	-
23	Wood, Rachel	3	-	-	-	-
24	Walker, Zuri	-	-	-	-	-
-- Substitutes --						
7	DeLarosa, Devon	-	-	-	-	-
11	Sanderlin, Dana	1	-	-	-	-
18	Utchik, Jordan	-	-	-	-	-
25	McGrail, Laura	2	-	1	-	-
Totals 10 2 0 0 8						

#	Goalkeepers	Min	GA	Saves
0	Randazzo, Jennifer	90:00	1	7

Shots by period	1	2	Total
UC-Irvine	2	8	10
Oregon	5	7	12

Corner kicks	1	2	Total
UC-Irvine	2	2	4
Oregon	3	3	6

No.	Time	Team	Goal scorer	Assist	Description
1.	67:32	ORE	Beutler, Maryn (1)	(unassisted)	shot off of a rebound of a miss by 6

Cautions and ejections:
YC-UCI #24 (21:47); YC-ORE #6 (82:42)

Win-Steale, Abby (3-1-0). Loss-Randazzo, Jennifer (1-3-0).
Stadium: Pape' Field
Officials: Referee: Juan Guzman; Asst. Referee: Desi Miller; Carlos Perez;
Timekeeper: Vinny Winter; Scorer: Cameron Harati;
Offsides: UC-Irvine 3, Oregon 0.

Official's signature



Soccer Box Score (Final) The Automated ScoreBook For Soccer ORE vs PACIFIC (Sep 07, 2012 at Stockton, CA)

ORE (3-2-0) vs.
PACIFIC (1-5-0)
Date: Sep 07, 2012 • Attendance: 350
Weather: Clear 70, 10 mph wind

ORE	Player	Sh	SO	G	A
0k	0 Steele, Abby	-	-	-	-
2	Thompson, Lauren	-	-	-	-
3	Libke, Scout	5	2	-	-
5	Pugh, Bri	-	-	-	-
6	Berry, Achijah	2	1	-	-
8	Beutler, Maryn	-	-	-	-
14	Cook, Kiyomi	1	1	-	-
15	Parr, Kristen	1	1	-	-
19	Strawn, Brooke	1	1	-	-
23	Powers, Mariah	-	-	-	-
24	Bakke, Nicole	-	-	-	-
-- Substitutes --					
4	Fitzgerald, Mo	1	1	-	-
7	Mercier, Maddy	1	1	-	-
9	Wegner, Cara	-	-	-	-
10	Foo, Kelsey	1	-	-	-
12	Moore, Reiley	1	-	-	-
Totals					

#	Goalkeepers	Min	GA	Saves
0	Steele, Abby	90:00	1	1

Shots by period	1	2	Total
ORE	5	6	14
PACIFIC	7	1	8

Corner kicks	1	2	Total
ORE	0	4	4
PACIFIC	1	2	3

Scoring summary:

No.	Time	Team	Goal scorer	Assist	Description
1.	64:16	PACIFIC	Padilla, Maricela (2)	Olvera, Lauren	Padilla scored from a throw-in by Olvera at corner

Cautions and ejections:
VC-ORE #TM (65:37)

Win-Long, Tashia. Loss-Steele, Abby.

Stadium: Knolls Field

Officials: Referee: Val Huerta; Asst. Referee: Eric Ehrhardt; Sergey Grikholsky;

Timekeeper: Vince Gerbez; Scorer: Mike Millerick;

Offsides: ORE 4, PACIFIC 4.

Official's signature

Goals by period	1	2	Total
ORE	0	0	0
PACIFIC	0	1	1

PACIFIC	Player	Sh	SO	G	A
0k	1 Long, Tashia	-	-	-	-
2	Higashino, Liz	-	-	-	-
5	Munoz-Aguilar, Z.	2	-	-	-
6	Penick, Nicole	1	1	-	-
9	Boeman, Brittni	-	-	-	-
10	Mattos, Mirella	-	-	-	-
12	Manneh, Regina	2	-	-	-
16	Hernandez, Laura	-	-	-	-
17	Olvera, Lauren	-	-	-	1
20	Agdeppa, Kortney	-	-	-	-
22	Shuler-Larsen, P.	-	-	-	-
-- Substitutes --					
8	Padilla, Maricela	3	1	1	-
13	Ansari, Shayda	-	-	-	-
24	Bettencourt, Haylee	-	-	-	-
Totals					

#	Goalkeepers	Min	GA	Saves
1	Long, Tashia	90:00	0	8

Saves by period	1	2	Total
ORE	1	0	1
PACIFIC	4	4	8

Fouls	1	2	Total
ORE	0	2	10
PACIFIC	4	12	16

Soccer Box Score (Final) Saint Mary's College Oregon vs Saint Mary's (CA) (Sep 09, 2012 at Moraga, Calif.)

Oregon (3-2-1) vs.
Saint Mary's (CA) (3-3-1)
Date: Sep 09, 2012 • Attendance: 459
Weather: 70 degrees clear

Oregon	Player	Sh	SO	G	A	Min
0k	0 Steele, Abby	-	-	-	-	73
m	3 Libke, Scout	3	1	-	-	110
f	5 Pugh, Bri	2	1	-	-	66
m	8 Beutler, Maryn	2	-	-	-	84
d	14 Cook, Kiyomi	1	-	-	-	42
f	15 Parr, Kristen	2	2	1	-	97
f	19 Strawn, Brooke	1	-	-	-	58
m	22 Archer, Lilly	-	-	-	-	110
d	23 Powers, Mariah	-	-	-	-	84
d	27 Lindeman, Gabbie	-	-	-	-	109
d	28 Bakke, Nicole	1	1	-	-	110
-- Substitutes --						
1	Connors, Dana	-	-	-	-	37
2	Thompson, Lauren	-	-	-	-	1
4	Fitzgerald, Mo	-	-	-	-	19
7	Mercier, Maddy	-	-	-	-	82
9	Wegner, Cara	-	-	-	-	33
13	Wagoner, Kira	1	-	-	-	19
24	Hanes, Kelsey	1	-	-	-	45
29	Boyer, Taylor	1	-	-	-	8
Totals						

#	Goalkeepers	Min	GA	Saves
0	Steele, Abby	73:00	1	3
1	Connors, Dana	37:00	0	3

Shots by period	1	2	OT	O2	Total
Oregon	6	6	2	1	16
Saint Mary's (CA)	6	10	1	0	17

Corner kicks	1	2	OT	O2	Total
Oregon	1	3	0	0	4
Saint Mary's (CA)	1	0	0	0	1

Scoring summary:

No.	Time	Team	Goal scorer	Assist	Description
1.	22:08	ORE	Parr, Kristen	(unassisted)	drove post defender, shot off post and in
2.	48:16	SMC	ROBY, Katy (2)	(unassisted)	free kick from right box 20 yards out

Cautions and ejections:
RC-ORE #0 (73:00); VC-ORE #5 (87:53)

Oregon-Connors, Dana. Saint Mary's (CA)-JONES, Khayla.

Stadium: Saint Mary's Stadium

Officials: Referee: Josh Wilkening; Asst. Referee: Alex Delgado; Luis Nunez;

Timekeeper: Jonathan Russell; Scorer: Mark Oshidari;

Offsides: Oregon 0, Saint Mary's (CA) 6.

Official's signature

Goals by period	1	2	OT	O2	Total
Oregon	1	0	0	0	1
Saint Mary's (CA)	0	1	0	0	1

Saint Mary's (CA)	Player	Sh	SO	G	A	Min
0k	1 JONES, Khayla	-	-	-	-	110
d	2 MADDEN, Melinda	-	-	-	-	74
d	3 LYNGCH, Casadee	-	-	-	-	110
d	5 WHIPPLE, Anne	1	1	-	-	110
m	6 HERRICK, Brooke	-	-	-	-	60
m	8 SHIMKUS, Vicki	1	-	-	-	110
m	10 ROBY, Katy	2	2	1	-	110
d	11 KREUZ, Caroline	-	-	-	-	110
f	12 TOGNETTI, Christina	4	2	-	-	86
f	17 MINISSIAN, Celina	2	1	-	-	74
f	19 BEAULNE, Caroline	3	1	-	-	85
-- Substitutes --						
9	CAMPOS, Brianna	-	-	-	-	39
14	MITCHELL, Noria	-	-	-	-	16
16	IVES, Sara	-	-	-	-	15
18	TURRENTINE, Jaime	1	-	-	-	17
21	CASTILLO, Jessica	3	-	-	-	78
26	WEIR, Michelle	-	-	-	-	6
Totals						

#	Goalkeepers	Min	GA	Saves
1	JONES, Khayla	110:00	1	4

Saves by period	1	2	OT	O2	Total
Oregon	2	4	0	0	6
Saint Mary's (CA)	2	2	0	0	4

Soccer Box Score (Final) 2012 University of Oregon Soccer GONZAGA vs Oregon (Sep 16, 2012 at Unknown)

GONZAGA (5-5-0) vs.
GONZAGA (5-2-1)
Date: Sep 16, 2012 • Attendance: 897
Weather: 72 degrees, sunny, 10 mph wind from north

GONZAGA	Player	Sh	SO	G	A	Fo
1	BROWN, Susan	-	-	-	-	-
4	LUND, ANNA	-	-	-	-	-
5	JOHNSON, Heather	1	1	-	-	-
7	PENNINGTON, Katey	-	-	-	-	-
9	LEE, Turi	2	1	-	-	-
9	ECKMANN, Emily	2	-	-	-	-
10	HARDER, Crickes	-	-	-	-	-
16	OHASHI, Ali	-	-	-	-	-
17	RUBOSKY, Kasey	1	-	-	-	-
18	LUKE, Lauren	2	2	1	-	-
20	MANCOSTER, Morgan	-	-	-	1	-
-- Substitutes --						
6	TRAVIS, Jordan	-	-	-	-	-
11	ANDERSON, Mikayla	-	-	-	-	-
12	BENNETT, Jessica	-	-	-	-	-
15	TUIOPEA, Sila	2	1	1	-	-
22	NELSON, Kollyn	-	-	-	-	-
23	SIMIEN, Danielle	-	-	-	-	-
Totals						

#	Goalkeepers	Min	GA	Saves
1	BROWN, Susan	90:00	4	7

Shots by period	1	2	Total
GONZAGA	5	5	10
Oregon	13	8	21

Corner kicks	1	2	Total
GONZAGA	0	1	1
Oregon	4	3	7

Scoring summary:

No.	Time	Team	Goal scorer	Assist	Description
1.	0:44	GON	LUKE, Lauren (1)	JOHNSON, Heather	throw in by number 20, kick by 5 and net
2.	16:11	ORE	Parr, Kristen (6)	Libke, Scout	Parr scored goal off of rebound on a com
3.	19:20	GON	TUIOPEA, Sila (3)	(unassisted)	15 picked up loose ball and beat goalie
4.	30:52	ORE	Boyer, Taylor (1)	(unassisted)	made move to get by defender and shot f
5.	69:11	ORE	Berry, Achijah (1)	Corner kick	made shot off of deflected corner kick
6.	69:20	ORE	Powers, Mariah (1)	(unassisted)	made nifty move to get by defender and

Cautions and ejections:
VC-GON #12 (71:26)

Win-Steele, Abby (4-2-0). Loss-BROWN, Susan (5-5-0).

Stadium: Paper Field

Officials: Referee: Andrew Dneber; Asst. Referee: Ronald Lagraff; Terry Umms;

Timekeeper: Kaiti Kasparek; Scorer: Cameron Harati;

Offsides: GONZAGA 1, Oregon 3.

Official's signature

2012 BOX SCORES

Soccer Box Score (Final) The Automated ScoreBook For Soccer Colorado vs Oregon (Sep 21, 2012 at Eugene, Ore.)

Colorado (6-1-3, D-0-1) vs.
Oregon (5-2-2, O-0-1)
Date: Sep 21, 2012 • Attendance: 753
Weather: 62 degrees, cloudy, 4mph wind coming from N

Goals by period	1	2	OT	O2	Total
Colorado	0	0	0	0	0
Oregon	0	0	0	0	0

Co #	Player	Sh	SD	G	A
1	Brunner, Annie	-	-	-	-
4	Krauser, Madison	4	1	-	-
5	Poppalarika, Olivia	-	-	-	-
6	Hughes, Hayley	4	3	-	-
7	Marshall, Shaye	-	-	-	-
8	Krier, Quinn	-	-	-	-
9	Jerman, Darcy	-	-	-	-
10	Barczuk, Amy	-	-	-	-
16	Jones, Bianca	-	-	-	-
18	Herzi, Lizzy	-	-	-	-
23	Stuber, Anne	5	3	-	-
-- Substitutes --					
11	Bricker, Erin	-	-	-	-
12	Bolyard, Carly	-	-	-	-
14	Hoodin, Emily	-	-	-	-
19	Shaner, Lauren	-	-	-	-
26	Ludger, Saurie	-	-	-	-
Totals					

Co #	Player	Sh	SD	G	A
0	Steele, Abby	-	-	-	-
2	Thompson, Lauren	-	-	-	-
3	Libke, Scout	4	-	-	-
4	Fitzgerald, Mo	1	-	-	-
5	Pugh, Bri	-	-	-	-
6	Berry, Achijah	1	-	-	-
8	Beutler, Maryn	4	2	-	-
15	Parr, Kristen	2	1	-	-
23	Powers, Mariah	1	1	-	-
28	Bakke, Nicole	1	-	-	-
29	Boyer, Taylor	1	-	-	-
-- Substitutes --					
19	Wagner, Kira	1	-	-	-
14	Cook, Kiyomi	-	-	-	-
19	Strawn, Brooke	-	-	-	-
21	Davie, Ryann	-	-	-	-
22	Archer, Ully	-	-	-	-
26	Rodriguez, Allie	-	-	-	-
Totals					

#	Goalkeepers	Min	CA	Saves
1	Brunner, Annie	110:00	0	4

Shots by period	1	2	OT	O2	Total
Colorado	7	5	1	0	13
Oregon	8	4	2	2	16

Corner kicks	1	2	OT	O2	Total
Colorado	0	4	0	0	4
Oregon	3	2	2	1	8

Scoring summary:

No.	Time	Team	Goal scorer	Assist	Description
Cautions and ejections: VC-ORE #6 (31:47); VC-ORE #29 (73:02); VC-ORE #23 (75:37); VC-COL #10 (82:22)					

Colorado-Brunner, Annie (6-1-3). Oregon-Steele, Abby (4-2-1).
Stadium: Paper Field
Officials: Referee: Hamed Sadeghi; Asst. Referee: Farhad Dadkhah; Carlos Perez;
Timekeeper: Vinny Winter; Scorer: Cameron Harati;
Offsides: Colorado 2, Oregon 0.

Official's signature

Soccer Box Score (Final) 2012 Oregon Ducks Soccer #12 BYU vs Oregon (Sep 24, 2012 at Eugene, Ore.)

BYU (10-1-0) vs.
Oregon (5-3-2)
Date: Sep 24, 2012 • Attendance: 754
Weather: 74 degrees, 9 mph wind from the North, Cloudy

Goals by period	1	2	Total
BYU	1	0	1
Oregon	0	0	0

Co #	Player	Sh	SD	G	A
1	OWENS, Erica	-	-	-	-
2	O. CUSICK, Dana	1	-	-	-
3	COLOHAN, Cloee	1	-	1	-
4	JENSEN, Cami	-	-	-	-
6	WANNING, Rachel	1	-	-	-
7	P. HOLMOE, Carlee	2	1	1	-
12	BAZZARONE, Ashley	-	-	-	-
16	MURPHY, Michelle	1	-	-	-
18	L. CUTSHALL, Lindsay	1	-	-	-
21	THORNOCK, Jaiden	-	-	1	-
22	RINGWOOD, Jessica	2	-	-	-
-- Substitutes --					
9	HURT, Paige	-	-	-	-
11	ROYALL, Kyleigh	1	1	-	-
19	CHAMBERS, Sarah	-	-	-	-
Totals					

Co #	Player	Sh	SD	G	A
0	Steele, Abby	-	-	-	-
2	Thompson, Lauren	-	-	-	-
3	Libke, Scout	2	1	-	-
4	Fitzgerald, Mo	-	-	-	-
6	Pugh, Bri	1	1	-	-
6	Berry, Achijah	-	-	-	-
8	Beutler, Maryn	4	-	-	-
15	Parr, Kristen	1	1	-	-
23	Powers, Mariah	-	-	-	-
28	Bakke, Nicole	1	-	-	-
29	Boyer, Taylor	-	-	-	-
-- Substitutes --					
7	Mercier, Maddy	-	-	-	-
9	Wegner, Cara	-	-	-	-
10	Foo, Kelsey	1	1	-	-
13	Wagner, Kira	1	-	-	-
24	Hones, Kelsey	1	1	-	-
26	Rodriguez, Allie	-	-	-	-
Totals					

#	Goalkeepers	Min	CA	Saves
1	OWENS, Erica	90:00	0	5

Shots by period	1	2	Total
BYU	5	5	10
Oregon	7	5	12

Corner kicks	1	2	Total
BYU	2	1	3
Oregon	6	0	6

Scoring summary:

No.	Time	Team	Goal scorer	Assist	Description
1.	5:06	BYU	P. HOLMOE, Carlee (4)	THORNOCK, Jaiden	pass from 3 down to 21 who crossed it in a point blank goal

Cautions and ejections:
VC-ORE #23 (63:29)

Win-OWENS, Erica (8-1-0). Loss-Steele, Abby (4-3-0).

Stadium: Paper Field
Officials: Referee: Drew Brooks; Asst. Referee: Jeremy Hanson; Chris Wilgus;
Timekeeper: Ana Proehl; Scorer: Cameron Harati;
Offsides: BYU 3, Oregon 1.

Official's signature

Soccer Box Score (Final) 2012 Oregon Ducks Soccer Oregon vs #19 California (Sep 28, 2012 at Berkeley, Calif.)

Oregon (5-4-2, O-1-1 Pac-12) vs.
California (8-3-0, 1-1-0 Pac-12)
Date: Sep 28, 2012 • Attendance: 148
Weather: Overcast, 59, too cold

Goals by period	1	2	Total
Oregon	0	0	0
California	2	0	2

Co #	Player	Sh	SD	G	A
0	Steele, Abby	-	-	-	-
2	Thompson, Lauren	-	-	-	-
3	Libke, Scout	2	1	-	-
5	Berry, Achijah	3	1	-	-
6	Berry, Achijah	1	1	-	-
8	Beutler, Maryn	1	1	-	-
10	Foo, Kelsey	-	-	-	-
15	Parr, Kristen	1	-	-	-
23	Powers, Mariah	-	-	-	-
28	Bakke, Nicole	-	-	-	-
29	Boyer, Taylor	-	-	-	-
-- Substitutes --					
4	Fitzgerald, Mo	-	-	-	-
7	Mercier, Maddy	-	-	-	-
13	Wagner, Kira	-	-	-	-
19	Strawn, Brooke	-	-	-	-
21	Davie, Ryann	-	-	-	-
24	Hones, Kelsey	-	-	-	-
26	Rodriguez, Allie	-	-	-	-
Totals					

Co #	Player	Sh	SD	G	A
00	Kruger, Emily	-	-	-	-
2	Daughete, Genness	-	-	-	-
4	Lawson, Emi	-	-	-	-
6	Fitzpatrick, Kaitlyn	3	1	1	-
7	Mercier, Maddy	1	-	-	-
8	Glass, Amanda	-	-	-	-
10	Hassett, Betsy	-	-	-	-
12	Walker, Samantha	1	-	-	-
20	Witzeman, Samantha	1	-	-	-
21	Comeau, Taylor	-	-	-	-
22	Onizuka, Hisana	1	-	-	-
-- Substitutes --					
13	Bouraille, Celeste	2	1	1	-
15	Leer, Grace	-	-	-	-
16	Battana, Lauren	2	-	-	-
19	Lamet, Kory	1	-	-	-
23	Martinez, Ariana	-	-	-	-
24	Einarsdottir, Thelma	-	-	-	-
26	Dickmann, Kaitlin	-	-	-	-
Totals					

#	Goalkeepers	Min	CA	Saves
0	Steele, Abby	90:00	2	0

Shots by period	1	2	Total
Oregon	5	3	8
California	8	3	11

#	Goalkeepers	Min	CA	Saves
00	Kruger, Emily	90:00	0	4

Saves by period	1	2	Total
Oregon	0	0	0
California	3	1	4

Corner kicks	1	2	Total
Oregon	1	1	2
California	3	2	5

Scoring summary:

No.	Time	Team	Goal scorer	Assist	Description
1.	7:36	CAL	Fitzpatrick, Kaitlyn	Penalty kick	left side, oogle not not glove
2.	35:39	CAL	Bouraille, Celeste (2)	(unassisted)	left-footed shot to left side

Cautions and ejections:
VC-ORE #13 (36:30)

Win-Kruger, Emily (7-2-0). Loss-Steele, Abby (9-1).

Stadium: Edwards Stadium
Officials: Referee: JC Platt; Asst. Referee: Matthew Buckman; Sergi Grolkholis;
Offsides: Oregon 1, California 2.

Official's signature

Soccer Box Score (Final) 2012 Oregon Ducks Soccer Oregon vs #2 Stanford (Sep 30, 2012 at Stanford, Calif.)

Oregon (5-5-2, O-2-1) vs.
Stanford (9-1-1, 3-0-0)
Date: Sep 30, 2012 • Attendance: 2003
Weather: Sunny, 72 degrees at kickoff

Goals by period	1	2	Total
Oregon	1	0	1
Stanford	1	1	2

Co #	Player	Sh	SD	G	A
0	Steele, Abby	-	-	-	-
2	Thompson, Lauren	-	-	-	-
3	Libke, Scout	3	2	1	-
5	Pugh, Bri	3	2	-	-
6	Berry, Achijah	-	-	-	-
8	Beutler, Maryn	1	-	-	-
10	Foo, Kelsey	-	-	-	-
15	Parr, Kristen	-	-	-	-
23	Powers, Mariah	-	-	-	-
26	Rodriguez, Allie	-	-	-	-
28	Bakke, Nicole	-	-	-	-
-- Substitutes --					
4	Fitzgerald, Mo	-	-	-	-
7	Mercier, Maddy	-	-	-	-
9	Wegner, Cara	1	-	-	-
13	Wagner, Kira	1	-	-	-
19	Strawn, Brooke	-	-	-	-
21	Davie, Ryann	-	-	-	-
24	Hones, Kelsey	-	-	-	-
Totals					

Co #	Player	Sh	SD	G	A
0	Emily Oliver	-	-	-	-
3	Natalie Griffen	3	1	-	-
4	Alina Garcia-Mendez	3	-	-	-
5	Courtney Verloo	4	-	-	-
7	Laura Leslie	-	-	-	-
9	Chioma Uboagwu	6	1	-	-
11	Rachel Quon	2	-	-	-
14	Nina Watkins	1	1	-	-
17	Maya Theuer	-	-	-	-
20	Mariah Nogueira	3	-	-	-
21	Louisa LaBonte	2	-	-	-
-- Substitutes --					
10	Sydney Payne	-	-	-	-
13	Taylor McCann	-	-	-	-
16	Hannah Farr	1	-	-	-
23	Haley Rosen	5	1	-	-
24	Alex Dell	2	1	-	-
27	Marijani Hing-Glover	2	-	-	-
Totals					

#	Goalkeepers	Min	CA	Saves
0	Steele, Abby	90:00	2	3

Shots by period	1	2	Total
Oregon	6	3	9
Stanford	11	23	34

Corner kicks	1	2	Total
Oregon	1	0	1
Stanford	6	6	12

Scoring summary:

No.	Time	Team	Goal scorer	Assist	Description
1.	87:17	STAN	Haley Rosen (3)	(unassisted)	scramble in front of goal, rebound to Ross inside r. post, 8 yds.
2.	44:30	ORE	Libke, Scout (2)	(unassisted)	Free kick from 26 yards to upper right cor
3.	57:04	STAN	Alex Dell (3)	(unassisted)	Doll shot blocked by defender, shot rebou right side

Cautions and ejections:
VC-ORE #28 (79:38)

Win-Emily Oliver (3-0-0). Loss-Steele, Abby (4-5-1).

Stadium: Cagan Stadium
Officials: Referee: Jesus Cisneros; Asst. Referee: Michael LaFleur; Rhiel Trujillo;
Timekeeper: Brian Casho; Scorer: David Kiefer;
Offsides: Oregon 0, Stanford 2.
Pac-12 match

Official's signature



Soccer Box Score (Final) 2012 Oregon Ducks Soccer #3 UCLA vs Oregon (Oct 05, 2012 at Eugene, Ore.)

UCLA (10-0-2, 3-0-1) vs. Oregon (5-6-2, 0-3-1)
Date: Oct 05, 2012 • Attendance: 944
Weather: 75 degrees, clear skies, 6 mph wind from NW

UCLA	Sh	SO	G	A	Fo
0 Rowland, Katelyn	-	-	-	-	-
3 Dydasco, Caprice	2	1	-	-	-
5 Bywaters, Zakiya	4	1	-	-	-
7 Richmond, Jenna	1	-	-	-	-
8 Dahlmeier, Abby	3	-	-	-	-
13 White, Rosie	-	-	-	-	-
14 Smith, Taylor	3	2	1	-	-
16 Killian, Sarah	-	-	-	-	-
17 Lee, Lucretia	-	-	-	-	-
20 Stewart, Chelsea	-	-	-	-	-
22 Mewis, Sam	3	-	1	-	-
-- Substitutes --	-	-	-	-	-
1 McCarthy, Kyle	1	-	-	-	-
11 Cline, Chelsea	-	-	-	-	-
12 Braun, Chelsea	-	-	-	-	-
21 Oyster, Megan	-	-	-	-	-
23 Courtall, Ally	-	-	-	-	-
Totals	17	4	1	1	5

# Goalkeepers	Min	CA	Saves
0 Rowland, Katelyn	90:00	0	2

Shots by period	1	2	Total
UCLA	6	11	17
Oregon	4	1	5

Corner kicks	1	2	Total
UCLA	4	2	6
Oregon	0	0	0

Scoring summary:	No.	Time	Team	Goal scorer	Assist	Description
	1.	20:57	UCLA	Smith, Taylor (5)	Mewis, Sam	handed by 22 and passed to 14 who shot 18 yards out

Cautions and ejections:
VC-ORE #13 (79:25)

Win-Rowland, Katelyn (9-0-0). Loss-Steale, Abby (4-6-1).
Stadium: Pope Field
Officials: Referee: Abraham Huertas; Asst. Referee: Desi Miller; Abdou Oumar;
Timekeeper: Ana Proehli; Scorer: Cameron Harati
Offsides: UCLA 0, Oregon 2.

Official's signature

Soccer Box Score (OT Period [95:32]) 2012 Oregon Ducks Soccer USC vs Oregon (Oct 07, 2012 at Eugene, Ore.)

USC (4-6-3, 0-4-1) vs. Oregon (6-6-2, 1-3-1)
Date: Oct 07, 2012 • Attendance: 711
Weather: 65 degrees, sunny, 7 mph wind North

USC	Sh	SO	G	A	Fo
1 Stanley, Caroline	-	-	-	-	-
2 Carrillo, Marlee	1	1	-	-	-
7 Bruno, Mia	-	-	-	-	-
10 Marada, Jordan	4	-	-	-	-
11 Alcamirano, Autumn	1	-	-	-	-
13 Noriega, Kristina	-	-	-	-	-
15 Owen, Erin	-	-	-	-	-
17 Johnson, Samantha	4	-	-	-	-
21 Fink, Jamie	1	1	-	-	-
23 Garcia, Courtney	-	-	-	-	-
33 Johnson, Katie	-	-	-	-	-
-- Substitutes --	-	-	-	-	-
3 Musanna, Jessica	-	-	-	-	-
4 Pitalo, Whitney	-	-	-	-	-
16 Caparis, Elizabeth	-	-	-	-	-
20 Borman, Megan	1	1	-	-	-
22 Davis, Heather	-	-	-	-	-
26 Moelling, Hannah	-	-	-	-	-
31 Juarez, April	1	-	-	-	-
32 Mejia, Tamara	-	-	-	-	-
Totals	13	3	0	0	18

# Goalkeepers	Min	CA	Saves
1 Stanley, Caroline	95:32	1	9

Shots by period	1	2	OT	Total
USC	4	9	0	13
Oregon	9	7	5	21

Corner kicks	1	2	OT	Total
USC	0	0	0	0
Oregon	5	1	0	6

Scoring summary:	No.	Time	Team	Goal scorer	Assist	Description
	1.	96:32	ORE	Parr, Kristen (7)	Wagner, Kira	weather shot and hit crossbar, par rebound scored

Cautions and ejections:
VC-USC #3 (43:19); VC-ORE #3 (54:48); VC-ORE #13 (57:32); VC-USC #10 (69:48)

Win-Steale, Abby (5-6-1). Loss-Stanley, Caroline (3-6-3).
Stadium: Pope Field
Officials: Referee: Alex Del Angel; Asst. Referee: Drew Brooks; Jose Maciel;
Timekeeper: Ana Proehli; Scorer: Cameron Harati
Offsides: USC 2, Oregon 2.

Official's signature

Soccer Box Score (Final) 2012 Oregon Ducks Soccer Oregon vs University of Utah (Oct 12, 2012 at Salt Lake City)

Oregon (5-7-2, 1-4-1 Pac-12) vs. University of Utah (8-4-2, 3-3-0 Pac-12)
Date: Oct 12, 2012 • Attendance: 925
Weather: Rainy, temp in high 50s

Oregon	Sh	SO	G	A	Fo	Min
0 Steale, Abby	-	-	-	-	-	90
2 Thompson, Lauren	-	-	-	-	-	90
3 Libke, Scout	2	2	-	-	-	81
5 Pugh, Bri	2	2	1	-	-	50
8 Beutler, Maryn	-	-	-	-	-	41
13 Wagoner, Kira	2	1	1	-	-	44
15 Parr, Kristen	1	1	-	-	-	81
23 Powers, Mariah	1	1	-	-	-	90
26 Rodriguez, Allie	-	-	-	-	-	78
28 Bakke, Nicole	-	-	-	-	-	90
29 Dwyer, Taylor	-	-	-	-	-	37
-- Substitutes --	-	-	-	-	-	-
4 Fitzgerald, Mo	-	-	-	-	-	9
6 Berry, Achijah	-	-	-	-	-	66
7 Mercer, Madly	-	-	-	-	-	8
9 Wegner, Cara	-	-	-	-	-	30
10 Foo, Kelsey	-	-	-	-	-	21
17 Konkel, Brynne	-	-	-	-	-	11
21 Davis, Ryan	1	1	-	-	-	62
24 Hones, Kelsey	-	-	-	-	-	12
Totals	9	8	1	1	6	

# Goalkeepers	Min	CA	Saves
0 Steale, Abby	90:00	3	9

Shots by period	1	2	Total
Oregon	6	3	9
University of Utah	10	11	21

Corner kicks	1	2	Total
Oregon	3	2	5
University of Utah	5	2	7

Scoring summary:	No.	Time	Team	Goal scorer	Assist	Description
	1.	14:56	UTAH	Taylor, Katie (4)	(unassisted)	22 wins possession, dribbles 26 yards, sho 18 yards out
	2.	20:41	ORE	Wagoner, Kira (1)	Pugh, Bri	free kick in the box off free kick from midfi
	3.	68:00	UTAH	Wisner, Allie (2)	Okapal, Monica	8 shots from rebound into right side after save made
	4.	84:57	UTAH	Buckley, Kaycee (1)	(unassisted)	

Cautions and ejections:

Win-Luke, Lindsey (7-3-2). Loss-Steale, Abby (5-7-1).
Stadium: Ute Field
Officials: Referee: Robert Sarfaraz; Asst. Referee: Hamed Sadeghi; Sly Yeates;
Scorer: Kyle Harris;
Offsides: Oregon 0, University of Utah 1.

Official's signature

Soccer Box Score (Final) 2012 Oregon Ducks Soccer Arizona vs Oregon (Oct 19, 2012 at Eugene, Ore.)

Arizona (5-8-3, 1-4-2) vs. Oregon (7-7-2, 2-4-1)
Date: Oct 19, 2012 • Attendance: 625
Weather: 58 degrees, light rain, 9 mph wind from the south

Arizona	Sh	SO	G	A	Fo
1 Kaufman, Gabby	-	-	-	-	-
3 Montoya, Ana-Maria	1	1	-	-	-
4 Smith, Alex	1	-	-	-	-
6 Ponce, Jazmin	1	1	-	-	-
9 Strother, Kristin	-	-	-	-	-
14 Culver, Jessica	-	-	-	-	-
15 Doulicault, Ariel	-	-	-	-	-
16 Magyar, Kirstyn	-	-	-	-	-
21 Heizerler, Shannon	1	1	-	-	-
24 Cohen, Sheridan	1	-	-	-	-
27 Hernandez, Susana	-	-	-	-	-
-- Substitutes --	-	-	-	-	-
7 Wong, Hannah	-	-	-	-	-
10 Osei-Agyemang, Can	-	-	-	-	-
11 DeFakis, Bri	-	-	-	-	-
12 Rosenquist, Mykaylin	-	-	-	-	-
19 Glanz, Julia	-	-	-	-	-
23 Estopare, Hayley	-	-	-	-	-
Totals	5	3	0	0	7

# Goalkeepers	Min	CA	Saves
1 Kaufman, Gabby	90:00	2	4

Shots by period	1	2	Total
Arizona	2	3	5
Oregon	5	9	14

Corner kicks	1	2	Total
Arizona	5	3	8
Oregon	4	0	4

Scoring summary:	No.	Time	Team	Goal scorer	Assist	Description
	1.	83:48	ORE	Bakke, Nicole (1)	Libke, Scout	free kick by Nike headed in by Bakke
	2.	89:48	ORE	Pugh, Bri (1)	(unassisted)	pugh dribbled ball from midfield and beat

Cautions and ejections:
VC-ARI #2 (83:42)

Win-Steale, Abby (6-7-1). Loss-Kaufman, Gabby (5-8-3).
Stadium: Pope Field
Officials: Referee: Ekaterina Koroleva; Asst. Referee: Ryan Abbott; Carlos Perez;
Timekeeper: Ana Proehli; Scorer: Cameron Harati
Offsides: Arizona 2, Oregon 4.

Official's signature

2012 BOX SCORES

Soccer Box Score (Final) 2012 Oregon Ducks Soccer Arizona State vs Oregon (Oct 21, 2012 at Eugene, Ore.)

Arizona State (7-8-2, 3-4-1) vs.
Oregon (7-8-2, 2-5-1)
Date: Oct 21, 2012 • Attendance: 423
Weather: 47 degrees, wind SE at 10 mph, overcast

Arizona State	Sh	SO	G	A	Fo
00 Morris, Chandler	-	-	-	-	-
3 Berryhill, McKenzie	-	-	-	-	-
4 Marshall, Devin	3	1	-	-	-
5 Goodman, Tommi	-	-	-	-	-
9 Sanchez, Alexa	2	1	-	-	-
10 Roth, Jasmine	1	1	-	-	-
14 Tosti, Sara	-	-	-	-	-
15 Crook, Holland	1	-	-	-	-
17 Farquharson, Cali	4	2	1	1	-
27 Schedel, Christina	-	-	-	-	-
28 McCarter, Taylor	-	-	-	-	-
Substitutes --	-	-	-	-	-
16 Alderson, Blair	1	-	-	-	-
22 Ritter, Rachael	-	-	-	-	-
24 Pavlovich, Kaitlyn	2	2	1	-	-
29 Stone, Nicki	3	2	1	-	-
32 Williams, Kara	1	1	-	-	-
33 Joseph, Sierra	1	1	-	-	-
38 Brueggemann, Nina	1	1	-	-	-
Totals	20	12	2	2	16

# Goalkeepers	Min	CA	Saves
00 Morris, Chandler	90:00	1	3

Shots by period	1	2	Total
Arizona State	12	8	20
Oregon	7	8	15

Corner kicks	1	2	Total
Arizona State	0	0	0
Oregon	3	2	5

Scoring summary:

No.	Time	Team	Goal scorer	Assist	Description
1.	1:25	ORE	Davie, Ryan (1)	(unassisted)	berry brought ball into box and ball bounced around before davie score
2.	38:41	ASU	Farquharson, Cali (7)	Stone, Nicki	pass from 29 to 17 who shot from just outside box
3.	34:46	ASU	Pavlovich, Kaitlyn (1)	Farquharson, Cali	sent in by 17 shot by 24 went thru goalie

Cautions and ejections:
VC-ORE #28 (37:01)

Win-Morris, Chandler (7-8-2). Loss-Steele, Abby (6-9-1).

Stadium: Paper Field

Officials: Referee: Adam Brugman; Asst. Referee: Lucas Brooks; Michael Allen;

Timekeeper: Ana Proehl; Scorer: Cameron Harati;

Offsides: Arizona State 2, Oregon 0.

Goals by period	1	2	Total
Arizona State	1	1	2
Oregon	1	0	1

Oregon	Sh	SO	G	A	Fo
0 Steele, Abby	-	-	-	-	-
2 Thompson, Lauren	-	-	-	-	-
3 Libke, Scout	3	-	-	-	-
5 Pugh, Bri	3	-	-	-	-
6 Berry, Achijah	-	-	-	-	-
8 Beutler, Maryn	1	-	-	-	-
13 Wagoner, Kira	2	-	-	-	-
21 Davie, Ryan	2	1	1	-	-
23 Powers, Mariah	-	-	-	-	-
28 Bakke, Nicole	-	-	-	-	-
29 Dwyer, Taylor	2	1	-	-	-
Substitutes --	-	-	-	-	-
4 Fitzgerald, Mo	-	-	-	-	-
9 Wegner, Cara	1	1	-	-	-
10 Foo, Kelsey	-	-	-	-	-
12 Moore, Reiley	-	-	-	-	-
19 Strawn, Brooke	1	1	-	-	-
24 Hones, Kelsey	-	-	-	-	-
26 Rodriguez, Allie	-	-	-	-	-
Totals	15	4	1	0	20

# Goalkeepers	Min	CA	Saves
0 Steele, Abby	90:00	2	5

Saves by period	1	2	Total
Arizona State	2	1	3
Oregon	7	3	10

Fouls	1	2	Total
Arizona State	8	8	16
Oregon	8	12	20

Official's signature

Soccer Box Score (Final) The Automated ScoreBook For Soccer Oregon vs Washington (Oct 25, 2012 at Husky Soccer Stadium)

Oregon (7-9-2, 2-6-1 Pac-12) vs.
Washington (10-6-2, 3-5-1 Pac-12)
Date: Oct 25, 2012 • Attendance: 1362
Weather: Cloudy, 45 degrees

Oregon	Sh	SO	G	A	Fo
0 Steele, Abby	-	-	-	-	-
2 Thompson, Lauren	-	-	-	-	-
3 Libke, Scout	5	1	-	-	-
5 Pugh, Bri	2	1	-	-	-
8 Beutler, Maryn	-	-	-	-	-
13 Wagoner, Kira	-	-	-	-	-
15 Parr, Kristen	-	-	-	-	-
21 Davie, Ryan	1	1	-	-	-
23 Powers, Mariah	-	-	-	-	-
28 Bakke, Nicole	-	-	-	-	-
29 Dwyer, Taylor	-	-	-	-	-
Substitutes --	-	-	-	-	-
4 Fitzgerald, Mo	-	-	-	-	-
6 Berry, Achijah	1	-	-	-	-
7 Mercier, Maddy	-	-	-	-	-
10 Foo, Kelsey	-	-	-	-	-
26 Rodriguez, Allie	-	-	-	-	-
Totals	9	3	0	0	0

# Goalkeepers	Min	CA	Saves
0 Steele, Abby	90:00	2	5

Shots by period	1	2	Total
Oregon	4	5	9
Washington	5	9	14

Corner kicks	1	2	Total
Oregon	2	0	2
Washington	0	0	0

Scoring summary:

No.	Time	Team	Goal scorer	Assist	Description
1.	19:21	WSH	Beahan, Allie (3)	Archer, Chelsea	3 dribbles around goalie and cross
2.	36:37	WSH	Elston, Lindsay (9)	(unassisted)	dribbles down the right, fires from

Cautions and ejections:
VC-WSH #21 (56:21); VC-ORE #2 (74:32); VC-ORE #28 (74:32)

Win-Davidson, Kari (9-6-1). Loss-Steele, Abby (6-9-1).

Stadium: Seattle, Wash.

Officials: Referee: Elle Aguilar; Asst. Referee: Baboucar Jallow; Zachary Pentz;

Alt. Official: Roberto Alvarez; Scorer: Ricky Brackett;

Offsides: Oregon 2, Washington 0.

Official's signature

Soccer Box Score (Final) 2012 Washington State Soccer Oregon vs Washington State (Oct 28, 2012 at Pullman, Wash.)

Oregon (7-10-2, 2-7-1 Pac-12) vs.
Washington State (11-8-1, 8-4-1 Pac-12)
Date: Oct 28, 2012 • Attendance: 238
Weather: Overcast

Oregon	Sh	SO	G	A	Fo
0 Steele, Abby	-	-	-	-	-
2 Thompson, Lauren	1	1	-	-	-
3 Libke, Scout	1	-	-	-	-
5 Pugh, Bri	-	-	-	-	-
8 Beutler, Maryn	2	-	-	-	-
13 Wagoner, Kira	1	-	-	-	-
15 Parr, Kristen	-	-	-	-	-
21 Davie, Ryan	1	-	-	-	-
26 Rodriguez, Allie	-	-	-	-	-
28 Bakke, Nicole	-	-	-	-	-
29 Dwyer, Taylor	-	-	-	-	-
Substitutes --	-	-	-	-	-
4 Fitzgerald, Mo	-	-	-	-	-
6 Berry, Achijah	-	-	-	-	-
7 Mercier, Maddy	-	-	-	-	-
9 Wegner, Cara	-	-	-	-	-
10 Foo, Kelsey	-	-	-	-	-
12 Moore, Reiley	-	-	-	-	-
24 Hones, Kelsey	-	-	-	-	-
27 Lindeman, Maddie	-	-	-	-	-
Totals	8	1	0	0	9

# Goalkeepers	Min	CA	Saves
0 Steele, Abby	90:00	1	5

Shots by period	1	2	Total
Oregon	3	1	4
Washington State	8	5	13

Corner kicks	1	2	Total
Oregon	2	1	3
Washington State	3	7	10

Scoring summary:

No.	Time	Team	Goal scorer	Assist	Description
1.	24:18	WSU	Vega, David (7)	(unassisted)	just dribbled in box on right, beat the keeper

Cautions and ejections:
TC-ORE #2 (00:04); TC-WSU #6 (00:33)

Officials: Referee: Juan Gomez; Asst. Referee: Speed Akers; Justin Ryan;

Timekeeper: Mike McQuib; Scorer: Zach Strout;

Offsides: Oregon 1, Washington State 1.

Official's signature

Soccer Box Score (Final) 2012 Oregon Ducks Soccer Oregon State vs Oregon (Nov 02, 2012 at Eugene, Ore.)

Oregon State (11-6-3, 3-5-2) vs.
Oregon (8-10-2, 3-7-1)
Date: Nov 02, 2012 • Attendance: 920
Weather: 58 degrees, rain showers, winds light and variable

Oregon State	Sh	SO	G	A	Fo
0 Steele, Abby	-	-	-	-	-
2 Kennedy, Morgan	-	-	-	-	-
3 Richardson, Jenna	1	-	-	-	-
9 Beck, Owen	3	1	-	-	-
11 Rayfield, Laura	1	-	-	-	-
13 Drobney, Jacy	1	-	-	-	-
18 Prudhomme, Sammy	-	-	-	-	-
19 Meigs, Lindsay	1	1	-	-	-
20 Ojar, Britney	-	-	-	-	-
21 Kovar, Marissa	1	-	-	-	-
26 Miller, Megan	1	1	-	-	-
29 Shaw, Haley	3	1	-	-	-
Substitutes --	-	-	-	-	-
1 Dawson, Brandi	1	-	-	-	-
4 Uchacz, Erin	3	-	-	-	-
15 Fraud, Justyne	-	-	-	-	-
16 Meigs, Natalie	-	-	-	-	-
25 Gleffe, Katie	-	-	-	-	-
Totals	16	4	0	0	15

# Goalkeepers	Min	CA	Saves
18 Prudhomme, Sammy	90:00	2	6

Shots by period	1	2	Total
Oregon State	8	8	16
Oregon	4	10	14

Corner kicks	1	2	Total
Oregon State	1	5	6
Oregon	2	1	3

Fouls	1	2	Total
Oregon State	8	7	15
Oregon	7	5	12

Scoring summary:

No.	Time	Team	Goal scorer	Assist	Description
1.	43:01	ORE	Berry, Achijah (2)	(unassisted)	goalkeeper kicked ball and it bounced off into the goal
2.	62:07	ORE	Pugh, Bri (2)	Davie, Ryan	drive fired from just inside box, goalie def and pugh cleaned it

Cautions and ejections:
VC-OSU #15 (89:38)

Win-Steele, Abby (7-10-1). Loss-Prudhomme, Sammy Jo (6-4-3).

Stadium: Paper Field

Officials: Referee: Ian Anderson; Asst. Referee: Timon Berry; Philippe Dor;

Timekeeper: Vinny Winter; Scorer: Cameron Harati;

Offsides: Oregon State 1, Oregon 3.

Official's signature



2012 CONFERENCE STANDINGS

Standings	Pac-10	Pct.	GF	GA	Overall	Pct.	GF	GA
Stanford	11-0-0	1.000	27	7	21-2-1	.896	59	15
UCLA	8-2-1	.773	22	9	18-3-2	.826	53	13
California	8-3-0	.727	20	13	16-6-0	.727	45	23
Washington State	6-4-1	.591	17	10	12-6-2	.650	40	23
Arizona State	6-4-1	.591	18	20	10-9-2	.524	33	33
Oregon State	3-5-3	.409	17	21	11-6-3	.625	31	25
Washington	3-6-2	.364	10	14	10-8-3	.548	29	22
USC	3-6-2	.364	11	17	6-10-3	.395	27	34
Utah	3-7-1	.318	10	17	8-8-3	.500	22	21
Oregon	3-7-1	.318	8	13	8-10-2	.450	19	21
Colorado	2-7-2	.273	11	15	8-8-4	.500	27	33
Arizona	2-7-2	.273	9	24	6-11-3	.375	22	33

* - Conference Champion

CONFERENCE INDIVIDUAL ACCOLADES

PLAYER OF THE YEAR

Zakiya Bywaters, UCLA

FRESHMAN OF THE YEAR

Ifeoma Onumonu, California

COACH OF THE YEAR

Paul Ratcliffe, Stanford

ALL-CONFERENCE TEAMS

First Team	Pos.	Yr.	School
Zakiya Bywaters	F	Sr.	UCLA
Rachel Quon	D	Sr.	Stanford
Alina Garciamendez	D	Sr.	Stanford
Mariah Nogueira	MF	Sr.	Stanford
Betsy Hassett	MF	Sr.	California
Emily Oliver	GK	Jr.	Stanford
Sarah Killion	MF	So.	UCLA
Chioma Ubogagu	F	So.	Stanford
Jazmin Ponce	F	Jr.	Arizona

Second Team	Pos.	Year	School
Brandi Vega	F	Sr.	Washington State
Jenna Richardson	F	Jr.	Oregon State
Taylor McCarter	MF	Sr.	Arizona State
Rachael Doyle	D	Jr.	Washington State
Micaele Castain	F	Jr.	Washington State
Devin Marshall	F	Jr.	Arizona State
Lucretia lee	D	Sr.	UCLA
Samantha Mewis	MF	So.	UCLA
Amy Barczuk	MF	Sr.	Colorado
Emi Lawson	D	Jr.	California
Katelyn Rowland	GK	So.	UCLA

Honorable Mention All-Pac 12

Kaitlyn Fitzpatrick, CAL; Samantha Johnson, USC; Scout Libke, ORE; Jenna Richmond, UCLA; Courtney Verloo, STAN; Lindsay Elston, WASH; Lo'eau LaBonta; STAN; Caprice Dydasco, UCLA; Cali Farquharson, ASU; Avery Ford, UTAH; Kari Davidson, WASH

All-Freshman Team

Name	School
Ifeoma Onumonu	California
Cali Farquharson	Arizona State
Taylor Smith	UCLA
Laura Liedle	Stanford
Isabel Farrell	Washington
Mariah Powers	Oregon
Jamie Fink	USC
Maya Theuer	Stanford
Sammy Jo Prudhomme	Oregon State
Madison Krauser	Colorado
Lindsey Luke	Utah

ALL-ACADEMIC TEAMS

First Team	School	Year	GPA	Major
Mariah Cameron	WSU	Sr.	3.84	Psychology
Brandi Dawson	OSU	Jr.	3.96	Human Development & Family Science
Rachael Doyle	WSU	Jr.	3.92	Movement Studies
Hayley Hughes	Colo.	Jr.	3.92	Business
Brittany Olgar	OSU	Jr.	3.85	Accountancy
Kaitlyn Pavlovich	ASU	Jr.	3.96	Elementary Education
Jenna Richardson	OSE	Jr.	3.86	Human Development & Family Science
Jasmine Roth	ASU	Jr.	4.05	Biochemistry
Annie Sittauer	Wash.	Jr.	3.82	Communications
Nicki Stone	ASU	Sr.	4.04	Tourism Development & Management
Kristin Strother	Ariz.	Sr.	3.90	Psychology

Second Team

Ariana Byrd	WSU	Sr.	3.65	Psychology
Lindsey Bos	Wash.	Jr.	3.74	Business Administration
Annie Case	Stan.	Sr.	3.72	Human Biology
Holland Crook	ASU	Jr.	3.78	Educational Studies
Faustine Dufka	Wash.	Sr.	3.80	Medical Anthropology and Global Health
Sarah Duncan	Utah	So.	3.80	Art
Kayla Johnson	WSU	R-Jr.	3.66	General Medical Sciences
Emily Kruger	Cali.	Jr.	3.63	Peace and Conflict Studies
Shannon McFadden	WSU	Sr.	3.67	Elementary Education
Jessica Niewoehner	OSU	Jr.	3.68	Psychology
Mariah Nogueira	Stan.	Sr.	3.63	Psychology

Honorable Mention (Oregon only)

Nicole Bakke, Achijah Berry, Ryann Davie, Mo Fitzgerald, Kelsey Foo, Kelsey Hones, Scout Libke, Maddy Mercier, Bri Pugh, Allie Rodriguez, Lauren Thompson.



Scout Libke was an honorable mention All-Pac-12 selection in 2012.



2012 PAC-12 STATISTICAL LEADERS

POINTS						
Rk	Player	GP	G	A	Points	Avg/G
1.	Bywaters, Zakiya-UCLA	23	15	4	34	1.48
2.	Verloo, Courtney-STAN	23	10	11	31	1.35
3.	Onumonu, Ifeoma-CAL	21	11	6	28	1.33
4.	Elston, Lindsay-WASH	21	11	5	27	1.29
5.	Farquharson, Cali-ASU	20	10	4	24	1.20
	Castain, Micaela-WSU	20	11	2	24	1.20
7.	Miller, Megan-OSU	20	8	6	22	1.10
8.	Chioma, Uboqaqu-STAN	18	5	11	21	1.17

GOALS				
Rk	Player	GP	No.	Avg/G
1.	Bywaters, Zakiya-UCLA	23	15	0.65
2.	Castain, Micaela-WSU	20	11	0.55
	Onumonu, Ifeoma-CAL	21	11	0.52
	Elston, Lindsay-WASH	21	11	0.52
5.	Farquharson, Cali-ASU	20	10	0.50
	Verloo, Courtney	23	10	0.43
7.	Marshall, Devin-ASU	16	9	0.56
8.	Stuller, Anne-COLO	20	8	0.40
	Vega, Brandi-WSU	20	8	0.40
	Miller, Megan-OSU	20	8	0.40
	Ponce, Jazmin-ARIZ	20	8	0.40
	Smith, Taylor-UCLA	23	8	0.35

GAME-WINNING GOALS				
Rk	Player	GP	No.	Avg/G
1.	Bywaters, Zakiya-UCLA	23	6	0.26
2.	Castain, Micaela-WSU	20	5	0.25
	Elston, Lindsay-WASH	21	5	0.24
	Verloo, Courtney-STAN	23	5	0.22
5.	Onumonu, Ifeoma-CAL	21	4	0.19
	Doll, Alex-STAN	24	4	0.17

ASSISTS				
Rk	Player	GP	No.	Avg/G
1.	Ubogagu, Chioma-STAN	18	11	0.61
	Verloo, Courtney-STAN	23	11	0.48
3.	Tinnin, Courtney-ASU	20	7	0.35
	Richmond, Jenna-UCLA	23	7	0.30
	Quon, Rachel-STAN	24	7	0.29
6.	Killion, Sarah-UCLA	17	6	0.35
	Miller, Megan-OSU	20	6	0.30
	Onumonu, Ifeoma-CAL	21	6	0.29
	Dydasco, Caprice-UCLA	23	6	0.26
10.	Carrillo, Marlee-USC	19	5	0.26
	Marada, Jordan-USC	19	5	0.26
	Krier, Quinn-COLO	20	5	0.25
	Vega, Brandi-WSU	20	5	0.25
	Guetein, Kourtney-WSU	20	5	0.25
	Elston, Lindsay-WASH	21	5	0.24
	Cline, Chelsea-UCLA	22	5	0.23

SHOTS				
Rk	Player	GP	No.	Avg/G
1.	Bywaters, Zakiya-UCLA	23	90	3.91
2.	Ponce, Jazmin-ARIZ	20	85	4.25
3.	Stuller, Anne-COLO	20	78	3.90
4.	Elston, Lindsay-WASH	21	77	3.67
5.	Farquharson, Cali-ASU	20	69	3.45
6.	Verloo, Courtney-STAN	23	59	2.57
7.	Marshall, Devin-ASU	16	58	3.62
	Libke, Scout-ORE	20	58	2.90
9.	Ubogagu, Chioma-STAN	18	56	3.11
	Marada, Jordan-USC	19	56	2.95
	Vega, Brandi-WSU	20	56	2.80

GOALKEEPER - GAA					
Rk	Player	GP	GA	Min.	GAA
1.	Oliver, Emily-STAN	16	8	1339:53	0.54
2.	Rowland, Katelyn-UCLA	20	11	1740:58	0.57
3.	Clair, Gurveen-WSU	16	14	1281:01	0.98
4.	Kruger, Emily-CAL	21	21	1856:19	1.02
5.	Davidson, Kari-WASH	20	20	1745:25	1.03
6.	Steele, Abby-ORE	19	20	1710:06	1.05
7.	Luke, Lindsey-Utah	17	20	1603:26	1.12
8.	Brunner, Annie-COLO	20	23	1814:42	1.14
9.	Prudhomme, Sammy Jo-OSU	13	17	1204:39	1.27
10.	Kaufman, Gabby-ARIZ	20	33	1883:01	1.58

SAVES				
Rk	Player	GP	No.	Avg/G
1.	Kaufman, Gabby-ARIZ	20	108	5.40
2.	Stanley, Carolina-USC	18	95	5.28
3.	Kari, Davidson-WASH	20	89	4.45
4.	Luke, Lindsey-UTAH	17	85	5.00
5.	Prudhomme, Sammy Jo-OSU	13	84	6.46
6.	Steele, Abby-ORE	19	78	3.71
	Kruger, Emily-CAL	21	78	3.71
8.	Morris, Chandler-ASU	21	72	3.43
9.	Brunner, Annie-COLO	20	70	3.50
10.	Oliver, Emily-STAN	16	60	3.75

SAVES PER GAME				
Rk	Player	GP	No.	Avg/G
1.	Prudhomme, Sammy Jo-OSU	13	84	6.46
2.	Kaufman, Gabby-ARIZ	20	108	5.40
3.	Stanley, Carolina-USC	18	95	5.28
4.	Luke, Lindsey-UTAH	17	85	5.00
5.	Davidon, Kari-WASH	20	89	4.45
6.	Steele, Abby-ORE	19	78	4.11
7.	Oliver, Emily-STAN	16	60	3.75
8.	Kruger, Emily-CAL	21	78	3.71
9.	Brunner, Annie-COLO	20	70	3.50
10.	Morris, Chandler-ASU	21	72	3.43

SHUTOUTS				
Rk	Player	GP	No.	Avg/G
1.	Rowland, Katelyn-UCLA	20	11	0.55
2.	Brunner, Annie-COLO	20	7	0.35
	Kruger, Emily-CAL	21	7	0.33
4.	Davidson, Kari-WASH	20	6	0.30
	Steele, Abby-ORE	19	6	0.32
6.	Morris, Chandler-ASU	21	5	0.24
7.	Oliver, Emily-STAN	16	4	0.25
	Kaufman, Gabby-ARIZ	20	4	0.20
	Prudhomme, Sammy Jo-OSU	13	4	0.31
	Clair, Gurveen-WSU	16	4	0.25
	Luke, Lindsey-Utah	17	4	0.24



Abby Steele ranked sixth in the Pac-12 in GAA, saves and saves per game.



RECORD BOOK

Kristen Parr | Midfielder

GOALS*				
Rk	Name	Opponent	Year	Goals
1.	Kirstie Kuhns	Butler	2010	4
	Michele Potestio	Puget Sound	1980	4
	Julie Ray	Evergreen State	1980	4
4.	Michelle Potestio	Portland	1980	3
	Rebecca Sawyer	Portland	1980	3
	Chalise Baysa	Tennessee	1998	3
	Chalise Baysa	Auburn	1999	3
8.	48 times by 30 different players			2

* 1980-present. All other records are 1996-present.

PENALTY KICK GOALS				
Rk	Name	Opponent	Year	Goals
1.	19 times by 10 different players			1

ASSISTS				
Rk	Name	Opponent	Year	Assists
1.	Chalise Baysa	Arizona State	2001	3
	Teresa Bowns	Gonzaga	2007	3
3.	Stacy Herbert	Utah	1996	2
	Karen DePorter	San Francisco State	1997	2
	Jori Gangness	Air Force	1997	2
	Erin Anderson	Oregon State	1998	2
	Jori Gangness	Arizona	1998	2
	Crystal David	San Jose State	2000	2
	Ann Westermark	Eastern Washington	2001	2
	Sarah Denner	Washington State	2001	2
	Lindsey Werdell	Pacific	2003	2
	Nicole Garbin	California	2003	2
	Allison Newton	Idaho	2006	2
	Teresa Bowns	Oklahoma	2008	2
	Jen Stoltenberg	UC Riverside	2008	2
	Julie Armstrong	Denver	2009	2
	Jen Stoltenberg	Portland State	2009	2
	Bree Rowe	Arizona	2009	2
	Mercedes Walters	Arizona	2010	2
	Mercedes Walters	Butler	2010	2
	Jen Stolenberg	Butler	2010	2
	Nicole Bakke	Butler	2010	2

POINTS				
Rk	Name	Opponent	Year	Points
1.	Kirstie Kuhns	Butler	2010	8 (4G, 0A)
2.	Jen Stoltenberg	Butler	2010	6 (2G, 2A)
	Chalise Baysa	Tennessee	1998	6 (3G, 0A)
	Chalise Baysa	Auburn	1999	6 (3G, 0A)
5.	Megan Huss	Oklahoma	1996	5 (2G, 1A)
	Sierra Marsh	San Francisco State	1997	5 (2G, 1A)
	Erin Anderson	San Francisco	1999	5 (2G, 1A)
	Nicole Garbin	Sacramento State	2003	5 (2G, 1A)
	Danielle Sweeney	UC Riverside	2007	5 (2G, 1A)
	Teresa Bowns	Gonzaga	2007	5 (1G, 3A)
	Jen Stoltenberg	Arizona	2009	5 (2G, 1A)
	Scout Libke	Arizona	2009	5 (2G, 1A)

SHOTS				
Rk	Name	Opponent	Year	Shots
1.	Beth Bowler	Portland State	2001	11
2.	Jen Stoltenberg	Kansas	2010	9
	Nicole Garbin	Boise State	2003	9
	Jen Stoltenberg	Colgate	2009	9
5.	Jen Stoltenberg	UNLV	2010	8
	Jen Stoltenberg	Southern Methodist	2010	8
	Beth Bowler	Gonzaga	2001	8
	Nicole Garbin	Pacific	2003	8
	Teresa Bowns	Illinois State	2007	8
	Teresa Bowns	UC Riverside	2008	8

SAVES				
Rk	Name	Opponent	Year	Saves
1.	Sarah Peters	Washington	2001	15
	Domenique Lainez	Texas A&M	2003	15
3.	Amanda Fox	Weber State	1997	14
4.	Amanda Fox	Baylor	1997	13
5.	Jessie Chatfield	California	2005	12
	Jessie Chatfield	Stanford	2007	12
7.	Amanda Fox	Montana	1996	11
	Amanda Fox	Wake Forest	1998	11
	Sarah Peters	Xavier	2000	11
	Sarah Peters	James Madison	2000	11
	Sarah Peters	Oregon State	2000	11
	Sarah Peters	Stanford	2001	11
	Domenique Lainez	Portland	2004	11
	Jessie Chatfield	USC	2005	11

GOALKEEPER ASSISTS				
Rk	Name	Opponent	Year	Assists
1.	Sarah Peters	Gonzaga	2001	1
	Sarah Peters	Arizona	2001	1
	Lindsay Parlee	Colorado	2011	1



Kirstie Kuhns holds the Oregon school record for points in a game (8), scoring four goals in a match against Butler in 2010.

GOALS*				
Rk	Name	Year	G	Go.
1.	Michele Potestio	1980	17	22
2.	Jen Stoltenberg	2010	20	12
	Nicole Garbin	2006	20	12
4.	Nicole Garbin	2005	19	10
	Jen Stoltenberg	2008	20	10
	Jen Stoltenberg	2009	20	10
7.	Erin Anderson	1996	18	9
	Chalise Baysa	1998	18	9
9.	Julie Ray	1980	17	8
	Chalise Baysa	1999	19	8
	Chalise Baysa	2001	18	8

GAME-WINNING GOALS				
Rk	Name	Year	G	GWG
1.	Nicole Garbin	2006	20	9
2.	Nicole Garbin	2005	19	7
3.	Jen Stoltenberg	2009	20	6
4.	Nicole Garbin	2001	18	4
	Tiffany Smith	2007	20	4
	Jen Stoltenberg	2008	20	4
7.	Andrea Valadez	2003	20	3
	Julie Armstrong	2011	16	3
	<i>Kristen Parr</i>	<i>2012</i>	<i>19</i>	<i>3</i>
10.	14 times by 10 different players			2

PENALTY KICK GOALS				
Rk	Name	Year	G	G
1.	<i>Scout Libke</i>	<i>2011</i>	<i>20</i>	<i>3</i>
2.	Lindsey Werdell	2002	18	2
	Nicole Garbin	2003	19	2
	Lindsey Werdell	2003	19	2
	Nicole Garbin	2005	19	2
	Danielle Sweeney	2007	20	2
7.	Allyssa White	1997	20	1
	Carrie McLanahan	1997	18	1
	Chalise Baysa	2000	20	1
	Christine Mintz	2004	18	1
	Cristan Higa	2004	19	1
	Kirstie Kuhns	2008	19	1



Erin Anderson recorded three multi-goal games during the 1996 season.

ASSISTS				
Rk	Name	Year	G	A
1.	Nicole Garbin	2003	19	8
2.	Sierra Marsh	1997	20	7
3.	Erin Anderson	1998	18	6
	Teresa Bowns	2007	20	6
	Jen Stoltenberg	2009	20	6
	Julie Armstrong	2009	18	6
7.	Nicole Garbin	2001	18	5
	Carlie Ashcraft	2003	20	5
	Andrea Valadez	2003	20	5
	Teresa Bowns	2008	20	5
	Jen Stoltenberg	2008	20	5
	Jen Stoltenberg	2010	20	5

POINTS				
Rk	Name	Year	G	P
1.	Jen Stoltenberg	2010	20	29
2.	Jen Stoltenberg	2009	20	26
3.	Jen Stoltenberg	2008	20	25
	Nicole Garbin	2006	20	25
5.	Nicole Garbin	2003	19	22
6.	Nicole Garbin	2005	19	21
7.	Chalise Baysa	2001	18	20
8.	Erin Anderson	1996	18	19
	Andrea Valadez	2003	20	19
10.	Chalise Baysa	1998	18	18
	Chalise Baysa	1999	19	18

SHOTS				
Rk	Name	Year	G	Shots
1.	Jen Stoltenberg	2010	20	89
2.	Nicole Garbin	2006	20	84
3.	Beth Bowler	2001	18	70
	Nicole Garbin	2003	19	70
5.	Jen Stoltenberg	2009	20	69
	Chalise Baysa	2001	18	69
7.	Nicole Garbin	2005	19	61
8.	Teresa Bowns	2008	20	60
	Jen Stoltenberg	2008	20	60
10.	Scout Libke	2012	20	58

MULTI-GOAL GAMES				
Rk	Name	Year	G	MGG
1.	Michele Potestio	1980	17	7
2.	Erin Anderson	1996	18	3
3.	Julie Ray	1980	17	2
	Iris Simmons	1980	17	2
	Chalise Baysa	1998	18	2
	Nicole Garbin	2003	19	2
	Nicole Garbin	2006	20	2
	Jen Stoltenberg	2008	20	2
	Jen Stoltenberg	2009	20	2
	Jen Stoltenberg	2010	20	2

* 1980-present. All other records are 1996-present unless otherwise indicated.

MULTI-ASSIST GAMES

Rk	Name	Year	G	MAG
1.	Mercedes Walters	2010	18	2
	Jen Stoltenberg	2010	20	2
3.	Many tied			1

SAVES

Rk	Name	Year	G	Saves
1.	Amanda Fox	1997	20	138
2.	Sarah Peters	2000	19	131
3.	Amanda Fox	1998	18	121
4.	Sarah Peters	2001	18	101
5.	Sarah Peters	2002	18	99
6.	Jessie Chatfield (Proulx)	2005	19	96
7.	Domenique Lainez	2003	20	90
8.	Amanda Fox	1999	19	89
9.	Domenique Lainez	2004	18	88
10.	Amanda Fox	1996	18	86

SHUTOUTS

Rk	Name	Year	G	SO
1.	Jessie Chatfield (Proulx)	2005	19	7
2.	Cody Miles	2008	20	6
	Abby Steele	2012	19	6
4.	Cody Miles	2009	15	5
	Jessie Chatfield (Proulx)	2006	15	5
6.	Amanda Fox	1998	18	4
	Jessie Chatfield (Proulx)	2007	20	4
8.	Amanda Fox	1996	18	3
	Sarah Peters	2001	18	3
	Domenique Lainez	2003	20	3
	Emily Zaler	2006	5	3

GOALS ALLOWED AVERAGE (min. 10 games/900 min.)

Rk	Name	Year	Min	GAA
1.	Jessie Chatfield (Proulx)	2006	1428	0.82
2.	Abby Steele	2012	1710:06	1.05
3.	Cody Miles	2009	1257	1.15
4.	Lindsay Parlee	2010	1193	1.36
5.	Jessie Chatfield (Proulx)	2007	1862	1.40
6.	Amanda Fox	1999	1728	1.41
7.	Sarah Peters	2001	1618	1.45
8.	Abby Steele	2011	1518	1.48
9.	Cody Miles	2008	1845	1.51
10.	Amanda Fox	1998	1682	1.55

GOALS ALLOWED (min. 10 games/900 min.)

Rk	Name	Year	G	GA
1.	Jessie Chatfield (Proulx)	2006	15	13
2.	Cody Miles	2009	15	16
3.	Lindsay Parlee	2010	13	18
4.	Abby Steele	2012	19	20
5.	Abby Steele	2011	19	25
6.	Sarah Peters	2001	19	26
7.	Amanda Fox	1999	19	27
8.	Amanda Fox	1998	18	29
	Jessie Chatfield (Proulx)	2007	20	29
10.	Cody Miles	2008	20	31

* 1980-present. All other records are 1996-present unless otherwise indicated.

GOALKEEPER WINS

Rk	Name	Year	G	W
1.	Domenique Lainez	2003	20	9
	Jessie Chatfield (Proulx)	2005	19	9
	Cody Miles	2008	20	9
	Cody Miles	2009	15	9
5.	Sarah Peters	2001	18	8
	Jessie Chatfield (Proulx)	2006	15	8
	Jessie Chatfield (Proulx)	2007	20	8
8.	Amanda Fox	1999	19	7
	Abby Steele	2012	19	7
10.	Amanda Fox	1998	18	6

GOALKEEPER ASSISTS

Rk	Name	Year	G	A
1.	Sarah Peters	2001	18	2

YELLOW CARDS

Rk	Name	Year	G	YC
1.	Stacy Hebert	1996	18	4
	Beth Bowler	2001	18	4
	Nicole Bakke	2011	19	4
	Achijah Berry	2012	19	4
5.	Megan Huss	1996	18	3
	Chalise Baysa	2001	18	3
	Christine Mintz	2004	18	3
	Nicole Garbin	2005	19	3
	Nicole Garbin	2006	20	3
	Bri Pugh	2011	16	3
	Shanelle Simien	2011	20	3
	Kira Wagoner	2012	13	3

RED CARDS

Rk	Name	Year	G	RC
1.	10 times by 10 players			1



Amanda Fox holds UO's single-season record for saves with 138.

GOALS *				
Rk	Name	Years	GAMES	GOALS
1.	Nicole Garbin	2001-06	76	34
2.	Jen Stoltenberg	2007-10	80	33
3.	Chalise Baysa	1998-01	75	31
4.	Michele Potestio	1980	17	22
5.	Erin Anderson	1996-99	75	21
6.	Allison Newton	2005-08	76	13
	Teresa Bowns	2006-09	80	13
8.	Sierra Marsh	1996-99	73	12
9.	Scout Libke	2009-12	80	11
10.	Kristi Morris	1996-99	74	10

GAME-WINNING GOALS				
Rk	Name	Years	G	GWG
1.	Nicole Garbin	2001-06	76	22
2.	Jen Stoltenberg	2007-10	80	12
3.	Chalise Baysa	1998-01	75	7
	Tiffany Smith	2005-07	54	7
5.	Erin Anderson	1996-99	75	6
6.	Sierra Marsh	1996-99	73	5
7.	Scout Libke	2009-2012	80	5
8.	Caitlin Gamble	2002-05	49	3
	Andrea Valadez	2003-05	55	3
	Tiffany Smith	2005-06	34	3
	Allison Newton	2005-08	76	3
	Julie Armstrong	2009-2011	50	3

PENALTY KICK GOALS				
Rk	Name	Years	GAMES	GOALS
1.	Lindsey Werdell	2000-03	68	4
	Nicole Garbin	2001-06	76	4
3.	Scout Libke	2009-2011	60	3
4.	Danielle Sweeney	2006-09	80	2
5.	Allyssa White	1997-00	76	1
	Carrie McLanahan	1996-99	64	1
	Chalise Baysa	1998-01	75	1
	Christine Mintz	2002-04	56	1
	Cristan Higa	2002-05	73	1
	Kirstie Kuhns	2007-10	71	1



Jen Stoltenberg has the most career assists of any UO player (18).

ASSISTS				
Rk	Name	Years	G	A
1.	Jen Stoltenberg	2007-10	80	18
2.	Teresa Bowns	2006-09	80	16
3.	Nicole Garbin	2001-06	76	15
4.	Allison Newton	2005-08	76	12
	Danielle Sweeney	2006-09	80	12
6.	Erin Anderson	1996-99	75	11
	Sierra Marsh	1996-99	73	11
8.	Julie Armstrong	2009-2011	50	10
9.	Jori Gangnes	1996-99	70	8
	Carlie Ashcraft	2002-04	54	8
	Andrea Valadez	2003-05	55	8

POINTS				
Rk	Name	Years	G-A	P
1.	Jen Stoltenberg	2007-10	33-18	84
2.	Nicole Garbin	2001-06	34-15	83
3.	Chalise Baysa	1998-01	31-7	69
4.	Erin Anderson	1996-99	21-11	53
5.	Teresa Bowns	2006-09	13-16	42
6.	Allison Newton	2005-08	13-12	38
7.	Sierra Marsh	1996-99	12-11	35
8.	Scout Libke	2009-12	11-10	32
9.	Andrea Valadez	2003-05	9-8	26
10.	Beth Bowler	1998-01	9-7	25

SHOTS				
Rk	Name	Years	G	S
1.	Nicole Garbin	2001-06	76	257
2.	Jen Stoltenberg	2007-10	80	242
3.	Teresa Bowns	2006-09	80	180
4.	Chalise Baysa	1998-01	75	168
5.	Sierra Marsh	1996-99	73	122
6.	Beth Bowler	1998-01	56	114
7.	Erin Anderson	1996-99	75	100
8.	Andrea Valadez	2003-05	55	89
9.	Allison Newton	2005-08	76	84
10.	Mele French	2002-04	47	82

MULTI-GOAL GAMES*				
Rk	Name	Years	G	MGG
1.	Michele Potestio	1980	17	7
2.	Nicole Garbin	2001-06	76	6
	Jen Stoltenberg	2007-10	80	6
4.	Erin Anderson	1996-99	75	4
	Chalise Baysa	1998-01	75	4
6.	Teresa Bowns	2006-09	80	3
7.	Julie Ray	1980	17	2
	Iris Simmons	1980	17	2
	Kristi Morris	1996-99	74	2
10.	17 players tied			1

MULTI-ASSIST GAMES				
Rk	Name	Years	G	MAG
1.	Jen Stoltenberg	2007-10	80	3
2.	Jori Gangnes	1996-99	70	2
	Mercedes Walters	2007-10	67	2
4.	16 players tied			1

* 1980-present. All other records are 1996-present unless otherwise indicated.

SAVES				
Rk	Name	Years	G	Saves
1.	Amanda Fox	1996-99	75	434
2.	Sarah Peters	1999-02	57	334
3.	Jessie Chatfield (Proulx)	2005-07, 09	61	253
4.	Domenique Lainez	2001-05	40	180
5.	Abby Steele	2011-12	38	153
6.	Cody Miles	2008-10	43	150
7.	Lindsay Parlee	2010	13	55
8.	Jeanine Norstad	2000	7	20
9.	Emily Zaler	2006	5	15
10.	Emily Marrer	2003-04	4	10

SHUTOUTS				
Rk	Name	Years	G	Sho.
1.	Jessie Chatfield (Proulx)	2005-07, 09	61	16
2.	Cody Miles	2008-10	43	12
3.	Amanda Fox	1996-99	75	11
4.	Abby Steele	2011-12	38	8
5.	Domenique Lainez	2001-05	40	4
6.	Sarah Peters	1999-02	57	3
	Emily Zaler	2006	5	3

GOALS ALLOWED AVERAGE <i>(min. 35 games/3000 min.)</i>				
Rk	Name	Years	Min	GAA
1.	Abby Steele	2011-12	3227	1.26
2.	Cody Miles	2008-10	3741	1.33
2.	Jessie Chatfield (Proulx)	2005-07, 09	5571	1.48
3.	Amanda Fox	1996-99	6964	1.93
4.	Sarah Peters	1999-02	4854	2.08
5.	Domenique Lainez	2002-04	3486	2.17

GOALKEEPER WINS				
Rk	Name	Years	G	W
1.	Jessie Chatfield (Proulx)	2005-07, 09	61	25
2.	Amanda Fox	1996-99	75	23
3.	Cody Miles	2008-10	43	20
4.	Sarah Peters	1999-02	57	13
5.	Domenique Lainez	2001-04	40	11
6.	Abby Steele	2011-12	38	10
7.	Lindsay Parlee	2010	13	5
8.	Emily Zaler	2006	5	4

GOALKEEPER ASSISTS				
Rk	Name	Years	G	A
1.	Sarah Peters	1999-02	57	2

GAMES PLAYED				
Rk	Name	Years	G	
1.	Teresa Bowns	2006-09	80	
	Dani Oster	2006-09	80	
	Danielle Sweeney	2006-09	80	
	Scout Libke	2009-12	80	
	Jen Stoltenberg	2007-10	80	
6.	Nicole Dobrzynski	2005-08	77	
7.	Allyssa White	1997-00	76	
	Nicole Garbin	2001-06	76	
	Allison Newton	2005-08	76	
10.	Erin Anderson	1996-99	75	
	Amanda Fox	1996-99	75	
	Chalise Baysa	1998-01	75	

GAMES STARTED				
Rk	Name	Years	G	
1.	Danielle Sweeney	2006-09	80	
	Scout Libke	2009-12	80	
3.	Nicole Dobrzynski	2005-08	77	
4.	Allison Newton	2005-08	76	
5.	Erin Anderson	1996-99	75	
	Amanda Fox	1996-99	75	
	Chalise Baysa	1998-01	75	
8.	Stacy Hebert	1996-99	74	
9.	Sierra Marsh	1996-99	73	
	Dylann Tharp	2004-07	73	

YELLOW CARDS				
Rk	Name	Year	G	YC
1.	Nicole Garbin	2001-06	76	10
2.	Stacy Hebert	1996-99	74	9
3.	Dylann Tharp	2004-07	74	6
4.	Chalise Baysa	1998-01	75	4
	Beth Bowler	1998-01	56	4
	Christine Mintz	2002-04	56	4
	Darcie Gardner	2005-08	71	4
	Danielle Sweeney	2006-09	80	4
9.	Katie Odishoo	1996-97	28	3
	Megan Huss	1996-98	39	3
	Lindsey Peterson	1999-02	55	3
	Arlene Tuttle	2001-02	26	3
	Nicole Dobrzynski	2005-08	77	3

RED CARDS				
Rk	Name	Year	G	RC
1.	10 times by 10 players			1



Scout Libke started in 80 consecutive matches during her four-year career at Oregon.

GOALS*

Game
 9 at Portland, 10/26/80
 9 at Puget Sound, 10/3/81
Season
 62 1980, 17 games

ASSISTS

Game
 7 Butler, 9/19/10
Season
 31 2009, 20 games

POINTS

Game
 19 San Francisco State (7G, 5A), 8/29/97
Season
 93 2001 (32G, 29A), 18 games

SHOTS

Game
 39 Portland State 10/7/01
Season
 348 2001, 18 games

FEWEST SHOTS

Game
 1 vs. James Madison, 9/26/97
 1 Stanford, 9/2/97
 1 at Portland, 10/13/98
 1 at Stanford, 10/20/02
Season
 147 2002, 18 games

SAVES

Game
 15 at Washington 11/9/01;
 15 vs. Texas A&M 9/9/03
Season
 151 2000, 20 games

FOULS

Game
 23 Oregon State 10/20/2000;
 23 Eastern Washington, 9/30/2001;
 23 Oregon State, 11/2/2007
Season
 248 2006, 20 games

FEWEST FOULS

Game
 1 Florida State, 11/6/00;
 1 UCLA, 10/14/05
 1 UCLA, 10/15/10
Season
 142 1998, 18 games

CORNER KICKS

Game
 15 Portland State, 10/3/98;
 15 at San Jose State, 9/18/01
Season
 108 2003, 20 games

YELLOW CARDS

Game
 4 at Gonzaga, 9/27/96
Season
 19 2001, 18 games
 19 2011, 20 games

RED CARDS

Game
 2 at Washington State, 10/17/03
 2 vs. Oregon State, 10/15/04
Season
 3 2004, 19 games

** 1980-present. All other records are 1996-present unless otherwise indicated.*

OPPONENT TEAM GOALS

Game
 8 UCLA, 10/15/00
Season
 64 2000, 20 games

OPPONENT TEAM ASSISTS

Game
 8 at UCLA, 10/23/2009
Season
 55 2000, 20 games

OPPONENT TEAM POINTS

Game
 23 UCLA (8G, 7A), 10/15/00
Season
 183 2000, 20 games

OPPONENT TEAM SHOTS

Game
 35 Weber State, 10/5/97;
 35 UCLA, 10/15/00
Season
 397 2000, 20 games

OPPONENT TEAM FEWEST SHOTS

Game
 1 Idaho, 9/24/06
Season
 209 2009, 20 games

OPPONENT TEAM SAVES

Game
 15 Portland State, 10/7/01
Season
 126 2001, 18 games

OPPONENT TEAM FOULS

Game
 23 Oregon State, 10/10/03;
 23 Oregon State, 10/21/05
Season
 256 2005, 19 games

OPPONENT TEAM FEWEST FOULS

Game
 1 Stanford, 11/8/98
Season
 149 1998, 18 games

OPPONENT TEAM CORNER KICKS

Game
 15 North Carolina, 9/10/00
 15 Santa Clara, 8/4/11
Season
 135 1997, 20 games

OPPONENT TEAM YELLOW CARDS

Game
 6 Oregon State 10/21/05
Season
 18 2008, 20 games

OPPONENT TEAM RED CARDS

Game
 1 Six times
Season
 1 Six times

OPPONENT INDIVIDUAL GOALS

Game
 5 Christine Sinclair, Portland, 8/31/05

OPPONENT INDIVIDUAL ASSISTS

Game
 3 Jena Kluegel, North Carolina, 9/10/00;
 3 Regina Holan, California, 11/5/00;
 3 Chrsitine Sinclair, Portland, 9/24/04

OPPONENT INDIVIDUAL POINTS

Game
 11 Christine Sinclair (5G, 1A), Portland, 8/31/05

OPPONENT INDIVIDUAL SHOTS

Game
 10 Courtney Saunders, Baylor, 9/19/97;
 10 Marcia Ward, Stanford, 10/20/02;
 10 Lauren Cheney, UCLA, 11/3/06

OPPONENT SAVES

Game
 15 Gretchen Pietras, Portland St., 10/7/01

GOALS*

Game		
1.	9	at Portland, 10/29/1980
	9	at Puget Sound, 10/3/1981
3.	8	Puget Sound, 10/5/1980
	8	at Evergreen State, 10/11/1980
5.	7	Washington State, 9/26/1981
	7	San Francisco State, 8/29/1997

Season

1.	62	1980, 17 games
2.	32	2001, 18 games
3.	30	2007, 20 games
4.	29	2010, 20 games
5.	28	2003, 20 games

* 1980-present. All other records are 1996-present unless otherwise indicated.

ASSISTS

Game		
1.	7	Butler, 9/19/2010
2.	6	Arizona, 10/30/1998
	6	San Jose State, 8/25/2000
4.	5	Seven times

Season

1.	31	2009, 20 games
2.	29	2001, 18 games
	29	2003, 20 games
4.	28	2010, 20 games
5.	24	2007, 20 games

POINTS

Game		
1.	19	San Francisco St. (7G, 5A), 8/29/1997
	19	Butler (6 G, 7 A), 9/19/2010
3.	16	San Jose State (5G, 6A), 8/25/2000
4.	15	Eastern Wash. (5G, 5A), 9/30/2001
	15	at Arizona, 11/6/2009

Season

1.	93	2001 (32G, 29A), 18 games
2.	86	2010 (29 G, 28A), 20 games
3.	85	2003 (28G, 29A), 20 games
	85	2009 (27 G, 31 A), 20 games
5.	84	2007 (30G, 24A), 20 games

SHOTS

Game		
1.	39	Portland State, 10/7/2001
2.	32	UC Riverside, 9/12/2008
3.	30	Gonzaga, 8/31/2001
4.	29	Oregon State, 10/20/2000
5.	28	vs. Wisc.-Green Bay, 9/22/2002
	28	at Oregon State, 10/10/2003

Season

1.	348	2001, 18 games
2.	284	2008, 20 games
3.	278	2010, 20 games
4.	277	2003, 20 games
5.	261	2000, 20 games

FEWEST SHOTS

Game		
1.	1	vs. James Madison, 9/26/1997
	1	Stanford, 9/2/1997
	1	at Portland, 10/13/1998
	1	at Stanford, 10/20/2002
5.	2	UC Irvine, 9/3/1996
	2	at Stanford, 11/8/1998
	2	at North Carolina, 10/10/2000
	2	at UCLA, 11/1/2002
	2	Portland, 8/31/2005

Season

1.	147	2002, 18 games
2.	175	1996, 18 games
3.	176	1997, 20 games
	176	1998, 18 games
5.	189	2004, 19 games
	189	2011, 20 games

SAVES

Game		
1.	15	at Washington, 11/9/2001
	15	vs. Texas A&M 9/9/2003
3.	14	at Weber State, 10/5/1997
	14	at UCLA, 10/15/2000
5.	13	vs. Baylor, 9/19/1997

Season

1.	151	2000, 20 games
2.	137	1997, 20 games
3.	121	1998, 18 games
4.	107	2001, 18 games
5.	105	2002, 18 games

FOULS

Game		
1.	23	Oregon State, 10/20/2000
	23	Eastern Washington, 9/30/2001
	23	at Oregon State, 11/2/2007
4.	20	at Southern Methodist, 9/21/2003
	20	Washington, 10/24/2004
	20	at Portland, 10/1/2006
	20	at California, 10/27/2006
	20	Pacific, 9/5/2010
	20	Arizona State, 10/21/2012

Season

1.	248	2006, 20 games
2.	227	2005, 19 games
3.	219	2012, 20 games
4.	217	2001, 18 games
5.	215	2003, 19 games
6.	211	2011, 20 games

FEWEST FOULS

Game		
1.	1	Florida State, 11/6/2000
	1	UCLA, 10/14/2005
	1	UCLA, 10/15/2010
4.	2	Pacific (Ore.), 9/16/1996
	2	Stanford, 10/10/2008

Season

1.	142	1998, 18 games
2.	159	2009, 20 games
3.	160	1999, 19 games

4.	162	1996, 18 games
	162	2010, 20 games

CORNER KICKS

Game		
1.	15	Portland State, 10/3/1998
	15	at San Jose State, 9/18/2001
3.	13	at Oregon State, 10/10/2003
4.	12	Utah State, 8/29/2008
5.	10	Oklahoma, 10/20/1996
	10	Stanford, 10/8/1999
	10	Oregon State, 10/20/2006
	10	Pacific, 9/5/2010

Season

1.	108	2003, 20 games
2.	90	2001, 18 games
3.	87	2000, 20 games
4.	85	1999, 19 games
	85	2008, 20 games

YELLOW CARDS

Game		
1.	4	at Gonzaga, 9/27/1996
2.	3	at Montana, 9/7/2001
	3	at San Jose State, 9/18/2001
	3	at Oregon State, 10/21/2005
	3	at Oregon State, 11/4/2011

Season

1.	19	2001, 18 games
	19	2011, 20 games
2.	13	2006, 20 games
3.	11	1996, 18 games
	11	2004, 19 games
5.	10	2005, 19 games
	10	2009, 20 games

RED CARDS

Game		
1.	2	at Washington State, 10/17/2003
	2	vs. Oregon State, 10/15/2004

Season

1.	3	2004, 19 games
2.	2	1996, 18 games
	2	2003, 20 games

TOP PAPE' FIELD CROWDS

Game		
1.	2,055	Oregon State (10/15/2004)
2.	1,937	Portland (10/5/2007)
3.	1,588	North Carolina (9/29/2002)
4.	1,280	Oregon State (10/8/2010)
5.	1,279	Portland (8/22/2009)
6.	1,243	Oregon State (10/20/2006)
7.	1,239	Ghana National Team (9/3/2003)
8.	1,207	Utah (9/23/2011)
9.	1,139	Washington (10/11/2002)
10.	1,129	Portland (8/31/2005)
	1,129	Washington (10/13/2006)

Season

1.	6,557	2010, 10 games
2.	6,506	2005, 10 games
3.	6,100	2006, 8 games
4.	5,938	2004, 9 games
5.	5,820	2011, 8 games
	5,820	2012, 8 games

FASTEST GOALS

Oregon

0:23 Own goal vs. Saint Mary's, 9/7/2008+
 0:24 Jen Stoltenberg vs. Arizona State, 10/31/2008
 1:00 Kristi Morris vs. Oklahoma, 10/20/1996+
 1:13 Chalise Baysa vs. Arizona State, 10/6/2000

Opponent

0:18 Caroline Lea, California, 10/31/2004
 0:27 Micone, Arizona, 10/30/1998
 0:39 Kathleen Celio, Santa Clara, 9/1/2000+
 0:44 Lauren Luke, Gonzaga, 9/16/12
 0:53 Megan Orach, USC, 10/19/1997
 1:00 Megan Orach, USC, 10/25/1998+
 +Game-winning goal

LATEST GOALS IN REGULATION

Oregon

89:56 Caitlin Gamble vs. South Dakota State, 9/23/2005
 88:55 Nicole Garbin vs. UCLA, 11/9/2003%
 88:51 Kristi Morris at Utah, 10/3/1997
 88:30 Allyssa White vs. San Francisco State, 8/29/1997
 88:00 Jamie Kawamura at USC, 9/15/1996
 87:53 Sierra Marsh at Arizona, 10/24/1997+

Opponent

89:59 Erin Coley, Xavier, 9/22/2000
 89:55 Christy Stoffel, Stanford, 11/2/1997
 89:43 Emily Patterson, Portland, 9/22/1999
 89:33 Joline Charlton, Wake Forest, 9/10/1999
 89:33 Sophia Mundy, Portland State, 9/26/2004
 89:30 Sarah Smart, Portland State, 9/4/2005%
 89:18 Liz Costa, James Madison, 9/26/1997
 89:05 Tami Pivnick, California, 11/6/1998%
 89:00 Paula Thorington, USC, 9/15/1996
 89:00 Karey Dyson, Oregon State, 11/10/1996
 +Game-winning goal
 %Game-tying goal

SHORTEST TIME BETWEEN GOALS

Oregon

0:45 vs. UC Riverside, 9/7/2007 (47:09-47:54)
 1:04 vs. Iona, 9/10/2006 (77:30-78:34)
 1:11 vs. Wisconsin-Green Bay, 9/22/2002 (12:59-14:10)
 1:25 vs. Weber State, 10/5/2003 (62:00-63:25)
 1:42 vs. San Diego, 9/28/2001 (73:27-75:09)

Opponent

0:27 Portland State, 10/4/2002 (59:20-59:47)
 0:28 UCLA, 10/15/2000 (51:31-51:59)
 0:37 San Diego, 8/29/2000 (31:58-32:35)
 0:41 Central Connecticut State, 9/17/2004 (38:49-39:30)
 0:46 North Carolina, 9/29/2002 (62:46-63:32)
 0:54 UCLA, 10/15/2000 (51:59-52:53)

Opposing Teams

0:08 Florida State at 7:16 and Oregon at 7:24, 9/1/2002
 0:12 California at 80:24 and Oregon at 80:36, 10/12/2008
 0:20 Stanford at 30:43 and Oregon at 31:43, 10/14/2001
 0:21 Oregon at 4:13 and Purdue at 4:34, 9/21/2007
 0:24 Oregon at 30:24 and Utah at 30:48, 11/15/2002
 0:37 Texas A&M at 38:40 and Oregon at 39:17, 9/21/1997
 0:38 San Francisco State at 54:07 and Oregon at 54:45, 8/29/1997
 0:47 San Jose State at 55:41 and Oregon at 56:28, 8/25/2000
 0:49 Oregon State at 51:58 and Oregon at 52:47, 10/20/2000

SHORTEST THREE-GOAL SPAN

Oregon

3:46 vs. Wisconsin-Green Bay, 9/22/2002 (10:24-14:10)
 7:44 at Washington State, 11/11/2001 (57:48-65:32)
 9:50 at San Jose State, 9/18/2001 (27:38-37:28)
 8:56 vs. Iona, 9/10/2006 (69:38-78:34)
 10:34 at Illinois State, 9/23/2007 (16:12-26:46)

Opponent

1:21 UCLA, 10/15/2000 (51:31-52:53)
 3:44 UCLA, 10/17/1997 (43:22-47:06)
 4:35 UCLA, 10/17/1997 (45:25-50:00)
 6:12 Stanford, 10/11/2009 (16:17-22:29)
 6:20 UC Irvine, 9/3/1996 (33:18-39:38)
 7:37 San Diego, 8/29/2000 (16:22-23:59)

SHORTEST FOUR-GOAL SPAN

Oregon

14:43 vs. Butler, 9/19/2010 (11:43-26:26)
 15:14 vs. Butler, 9/19/2010 (14:35-29:49)
 18:59 vs. Butler, 9/19/2010 (3:36-22:35)
 24:56 at Illinois State, 9/23/2007 (16:12-41:08)
 33:45 vs. San Francisco State, 8/29/1997 (54:45-88:30)

Opponent

6:38 UCLA 10/17/1997 (43:22-50:00)
 9:57 San Diego, 8/29/2000 (22:38-32:35)
 11:34 Sacramento State, 10/26/1996 (7:49-19:23)
 15:36 San Diego, 8/29/2000 (16:22-31:58)

GOLDEN GOALS (1998-present)

Oregon

Julie McLellan at Washington State, 10/22/1999 (2-1, 91:59)
 Annie Murphy at Arizona State, 10/21/2001 (3-2, 102:33)
 Mele French at Oregon State, 10/10/2003 (4-3, 92:25)
 Caitlin Gamble at Weber State, 9/3/2004 (3-2, 98:48)
 Katie Abrahamson vs. Gonzaga, 10/3/2004 (1-0, 93:15)
 Nicole Garbin vs. Portland State, 9/4/2005 (2-1, 94:57)
 Tiffany Smith at Portland State, 9/29/2006 (1-0, 106:53)
 Nicole Garbin vs. Oregon State, 10/20/2006 (2-1, 93:50)
 Nicole Garbin vs. UCLA, 11/3/2006 (2-1, 107:16)
 Teresa Bowns vs. UC Riverside, 10/12/2008 (3-2, 105:30)
 Kirstie Kuhns vs. Weber State, 10/3/2009 (1-0, 107:20)
 Scout Libke vs. San Diego State, 9/17/2010 (1-0, 94:08)
Krisen Parr vs. USC, 10/7/12 (1-0, 95:32)

Opponent

Meghan Suddes, Wake Forest, 9/12/1998 (3-2, 92:08)
 Tami Pivnick, California, 11/6/1998 (2-1, 92:25)
 Theresa Wagner, Washington, 10/24/1999 (1-0, 118:50)
 Summer Vilkins, Saint Mary's, 9/1/1999 (3-2, 106:46)
 Ali Fennell, USC, 11/3/2002 (1-0, 95:12)
 Iris Mora, UCLA, 11/9/2003 (3-2, 103:43)
 Alix Rustrum, Washington State, 10/30/2005 (1-0, 91:33)
 Carly Dobratz, Washington State, 10/24/2008 (2-1, 101:30)
 Whitney Wernimont, Oklahoma State, 8/27/2010 (1-0, 103:34)

OVERTIME GOALS (1996-1997)

Oregon

Sierra Marsh vs. Pacific (Ore.), 9/16/1996 (2-0, 115:04)
 Joni Abel vs. Pacific (Ore.), 9/16/1996 (2-0, 117:58)
 Jori Gangness at Gonzaga, 9/27/1996 (3-3, 109:00)

Opponent

Kiera Silva, Gonzaga, 9/27/1996 (3-3, 110:00)
 Britt Talley, Baylor, 9/19/1997 (2-1, 93:16)

Note: Overtimes consisted of two 15-minute periods from 1996-2001, and were shortened to two 10-minute periods beginning in 2002. The "Golden Goal" or "Sudden Victory" rule was adopted prior to the 1998 season.

MOST GOALS ALLOWED IN A WIN

3 vs. San Jose State, 8/25/2000 (5-3)
 3 at Oregon State, 10/10/2003 (4-3 OT)

MOST GOALS SCORED IN A LOSS

3 vs. Harvard, 11/22/1981 (4-3 OT)
 3 at Utah, 10/17/1997 (4-3)

HIGHEST SCORE IN A TIE

3-3 at Gonzaga, 10/4/1996
 3-3 at Long Beach State, 9/14/2008

LOWEST SCORE IN A TIE

0-0 vs. Western Washington, 10/17/1981
 0-0 at Washington, 10/25/1981
 0-0 at Arizona, 11/7/1999
 0-0 vs. Washington State, 10/15/2006
 0-0 at California, 10/21/2006
 0-0 vs. Stanford, 11/9/2007
 0-0 vs. Oregon State, 10/17/2008
 0-0 vs. SMU, 8/29/2010
 0-0 vs. Santa Clara, 9/4/2011
 0-0 vs. Colorado, 9/21/2012

MOST GOALS, BOTH TEAMS*

10 Oregon (9) at Puget Sound (1), 10/3/1981
 * 1980-present. All other records are 1996-present unless otherwise indicated.

MOST ASSISTS, BOTH TEAMS

9 Oregon (1) vs. UCLA (8), 10/23/2009
 8 Oregon (6) vs. San Jose State (2), 11/25/2000
 8 Oregon (3) vs. UCLA (5), 11/9/2003
 8 Oregon (7) vs. Butler (1), 9/19/2010

MOST POINTS, BOTH TEAMS

24 (9G, 6A), Oregon (7G, 5A) vs. San Francisco State (2G, 1A), 11/29/1997
 24 (8G, 8A), Oregon (5G, 6A), vs. San Jose State (3G, 2A), 11/25/2000

MOST SAVES, BOTH TEAMS

23 Oregon (12) vs. Oregon State (11), 10/20/2000

MOST YELLOW CARDS, BOTH TEAMS

9 Oregon (3) at Oregon State (6), 10/21/2005

LARGEST MARGIN OF VICTORY*

9 (9-0) at Portland, 10/26/1980
 * 1980-present. All other records are 1996-present unless otherwise indicated.

LARGEST MARGIN OF DEFEAT*

8 (8-0) at UCLA, 10/15/2000
 * 1980-present. All other records are 1996-present unless otherwise indicated.

MISCELLANEOUS SEASON

Most Games	20	1997, 2000, '03, '06, '07, '08, '09, '10, '11, '12
Most Wins	13	1980, 1981
Most Losses	15	2000
Most Ties	4	2007
Fewest Wins	2	2002
Fewest Losses	1	1980
Fewest Ties	0	2003
Most Home Wins	7	1980, '12
Most Home Losses	6	2002
Most Road Wins	6	1980
Most Road Losses	8	2000
Most Conference Wins	6	2006
Most Conference Losses	8	2005, 2009
Most Conference Ties	4	2007
Most Shutouts	8	2006
Most Games Being Shutout	10	2000, 2004
Most Overtimes Games	5	2004, 2006
Most Overtime Wins	3	2006
Most Overtime Losses	2	1998, 1999



Jessie Chatfield Proulx recorded eight shutouts during the 2006 season.

WINS

Rk	No.	Streak Dates
1.	10	11/15/1980-10/13/1981
2.	6	9/4/2005-10/2/2005
	6	9/6/2009-9/25/2009
4.	5	8/29/2003-9/14/2003
	5	11/3/2006-9/7/2007
6.	4	9/28/1980-10/11/1980
	4	10/31/1981-11/15/1981
	4	9/18/2001-9/30/2001
	4	9/8/2006-9/17/2006
	4	8/19/2011-9/2/2011

UNBEATEN

Rk	No.	Streak Dates
1.	21	(17-0-4), 11/18/1980-11/15/1981
2.	10	(8-0-2), 9/28/1980-11/1/1980
3.	8	(7-0-1), 8/30/2009-9/25/2009
4.	7	(6-0-1), 9/2/2005-10/2/2005
	7	(6-0-1), 9/5/2008-10/3/2008
6.	6	(4-0-2), 10/6/2006-10/27/2006
	5	(5-0-0), 8/29/2003-9/14/2003
	5	(5-0-0), 11/3/2006-9/7/2007
	5	(4-0-1), 8/19/2011-9/4/2011

LOSSES

Rk	No.	Streak Dates
1.	7	8/29/2000-9/22/2000
	7	10/9/2009-11/1/2009
3.	6	10/30/2005-9/3/2006
4.	5	10/25/1996-11/8/1996
	5	9/19/1997-10/3/1997
	5	10/13/1998-10/25/1998
	5	9/19/2003-10/3/2003
	5	9/5/2004-9/26/2004
	5	10/7/2005-10/21/2005

MATCHES WITHOUT A WIN

Rk	No.	Streak Dates
1.	10	(0-9-1), 9/19/1997-10/19/1997
2.	9	(0-7-2), 10/8/2004-11/7/2004
3.	7	(0-7-0), 8/29/2000-9/22/2000
	7	(0-6-1), 10/13/2000-11/5/2000
	7	(0-6-1), 9/29/2002-10/20/2002
	7	(0-7-0), 10/9/2009-11/1/2009

TIES

Rk	No.	Streak Dates
1.	2	9/21/1996-9/27/1996
	2	10/2/1998-10/3/1998
	2	10/21/2007-10/26/2007
	2	11/2/2007-11/9/2007

HOME WINS

Rk	No.	Streak Dates
1.	7	11/15/1980-10/11/1981
2.	4	9/28/1980-11/9/1980
	4	10/20/2006-9/7/2007
	4	8/19/2012-9/16/2012
5.	3	10/30/1998-9/19/1999
	3	10/31/1999-8/27/2000
	3	8/31/2001-9/30/2001
	3	8/29/2003-9/7/2003
	3	9/11/2009-9/25/2009

HOME UNBEATEN

Rk	No.	Streak Dates
1.	15	(13-0-2), 9/28/1980-10/18/1981
2.	7	(6-0-1), 9/24/2006-9/7/2007
3.	5	(3-0-2), 9/4/1998-10/9/1998
	5	(4-0-1), 8/19/2012-9/21/2012
5.	4	(2-0-2), 10/7/2007-11/9/2007

HOME LOSSES

Rk	No.	Streak Dates
1.	6	10/14/2005-9/22/2006
2.	5	10/12/2001-9/6/2002
3.	4	10/17/1997-11/2/1997
	4	10/9/2009-11/1/2009

HOME WITHOUT A WIN

Rk	No.	Streak Dates
1.	10	(0-8-2), 10/12/2001-10/13/2002
2.	6	(0-6-0), 10/14/2005-9/22/2006
3.	5	(0-3-2), 10/15/2004-11/7/2004
	5	(0-4-1), 10/17/2008-11/9/2008
5.	4	(0-4-0), 10/17/1997-11/2/1997
	4	(0-3-1), 10/3/1999-10/19/1999
	4	(0-3-1), 11/7/2003-8/29/2004
	4	(0-4-0), 10/9/2009-11/1/2009

ROAD WINS

Rk	No.	Streak Dates
1.	4	11/8/1980-10/13/1981
2.	3	9/9/2005-10/2/2005
	3	9/15/2006-9/29/2006
4.	2	10/18/1980-10/19/1980
	2	10/26/1980-11/1/1980
	2	10/16/1999-10/22/1999
	2	9/12/2003-9/14/2003
	2	10/6/2006-10/8/2006
	2	8/31/2007-9/14/2007
	2	8/30/2009-9/6/2009

ROAD UNBEATEN

Rk	No.	Streak Dates
1.	7	(5-0-2), 10/11/1980-11/1/1980
2.	6	(5-0-1), 11/8/1980-10/31/1981
3.	3	(3-0-0), 9/9/2005-10/2/2005
	3	(3-0-0), 9/15/2006-9/29/2006
	3	(2-0-1), 10/6/2006-10/27/2006

ROAD LOSSES

Rk	No.	Streak Dates
1.	8	10/25/1997-11/8/1998
	8	8/29/2000-11/5/2000
	8	9/5/2004-10/31/2004
4.	6	9/1/2002-11/3/2002

ROAD WITHOUT A WIN

Rk	No.	Streak Dates
1.	13	(0-11-2), 10/24/1999-9/7/2001
2.	8	(0-8-0), 10/25/1997-11/8/1998
	8	(0-8-0), 9/5/2004-10/31/2004
4.	7	(0-6-1), 8/31/1997-10/12/1997
	7	(0-6-1), 9/7/2012-10/28/2012

CONFERENCE WINS

Rk	No.	Streak Dates
1.	3	10/6/2006-10/13/2006
	3	10/24/2010-10/31/2010
3.	2	11/9/1997-10/9/1998
	2	10/30/1998-11/1/1998
	2	10/16/1999-10/22/1999
	2	11/3/2006-11/5/2006

CONFERENCE UNBEATEN

Rk	No.	Streak Dates
1.	6	(4-0-2), 10/6/2006-10/27/2006
2.	3	(2-0-1), 10/16/2011-10/23/2011
	3	(1-0-2), 10/19/2007-10/26/2007
4.	2	(2-0-0), 11/9/1997-10/9/1998
	2	(2-0-0), 10/30/1998-11/1/1998
	2	(2-0-0), 10/16/1999-10/22/1999
	2	(1-0-1), 11/9/2001-11/11/2001
	2	(2-0-0), 11/3/2006-11/5/2006

CONFERENCE LOSSES

Rk	No.	Streak Dates
1.	7	10/27/2000-10/19/2001
	7	10/9/2009-11/1/2009
3.	6	11/7/2004-10/21/2005
4.	5	11/7/2003-10/15/2004

CONFERENCE WITHOUT A WIN

Rk	No.	Streak Dates
1.	16	(0-14-2), 11/7/2003-10/21/2005
2.	10	(0-9-1), 10/13/2000-10/19/2001

CONSECUTIVE GAMES SCORING A GOAL

Rk	No.	Streak Dates
1.	25	9/28/1980-10/13/1981
2.	11	9/23/2008-10/5/2008
3.	8	11/10/1996-9/21/1997
	8	9/2/2005-10/7/2005
	8	9/3/2006-9/29/2006

CONSECUTIVE GAMES ALLOWING A GOAL

Rk	No.	Streak Dates
1.	19	8/30/2002-8/29/2003
2.	16	9/19/1997-9/4/1998
3.	13	9/7/2003-10/24/2003
4.	12	8/25/2000-10/6/2000
5.	11	11/7/2003-10/1/2004
	11	9/7/2007-10/14/2007
	11	9/9/2012-10/21/2011

CONSECUTIVE SHUTOUTS

Rk	No.	Streak Dates
1.	5	8/19/2011-9/4/2011
2.	3	10/5/1980-10/11/1980
	3	10/10/1981-10/11/1981
	3	10/17/1980-10/25/1981
	3	9/9/2005-9/23/2005
	3	9/19/2008-10/3/2008

CONSECUTIVE SHUTOUT MINUTES

Rk	No.	Streak Dates
1.	551:21	8/19/2011-9/9/2011
2.	355:47	9/4/2005-9/30/2005
3.	314:33	11/5/2006-9/7/2007
4.	280:13	9/14/2008-10/5/2008
5.	265:00	9/10/2006-9/22/2006

CONSECUTIVE GAMES WITH A GOAL

Rk	No.	Player, Streak Dates
1.	5	Jen Stoltenberg, 9/17/2010-10/8/2010
2.	4	Michele Potestio, 11/11/1980-11/22/1980
3.	3	Michele Potestio, 10/18/1980-10/25/1980
	3	Erin Anderson, 9/19/1996-9/27/1996
	3	Nicole Garbin, 9/4/2005-9/11/2005
	3	Nicole Garbin, 10/6/2006-10/13/2006
	3	Jen Stoltenberg, 9/6/2009-9/13/2009

CONSECUTIVE GAMES WITH AN ASSIST

Rk	No.	Player, Streak Dates
1.	5	Sierra Marsh, 9/4/1997-9/21/1997
2.	3	Erin Anderson, 9/4/1998-9/12/1998
	3	Andrea Valadez, 8/29/2003-9/7/2003
	3	Julie Armstrong, 9/11/2009-9/18/2009
5.	2	13 times by 11 players

CONSECUTIVE GAMES WITH A POINT

Rk	No.	Player, Streak Dates
1.	8	Jen Stoltenberg, 8/30/2009-9/25/2009 (6 G, 4 A)
2.	5	Jen Stoltenberg, 9/17/2010-10/8/2010
	5	Sierra Marsh, 9/4/1997-9/21/1997 (0G, 5A)
4.	4	Erin Anderson, 11/9/1997-9/12/1998 (1G, 3A)
	4	Nicole Garbin, 9/18/2001-9/30/2001 (4G, 2A)
	4	Andrea Valadez, 8/29/2003-9/12/2003 (1G, 3A)
	4	Nicole Garbin, 9/15/2006-9/24/2006 (3G, 1A)
	4	Julie Armstrong, 8/19/2011-9/2/2011 (3G, 2A)

CONSECUTIVE SHUTOUTS

Rk	No.	Player, Streak Dates
1.	3	Jessie Chatfield, 9/9/2005-9/23/2005
2.	2	Six times

CONSECUTIVE SHUTOUT MINUTES

Rk	No.	Player, Streak Dates
1.	355:47	Jessie Chatfield, 9/4/2005-9/30/2005
2.	314:33	Jessie Chatfield, 11/5/2006-9/7/2007
3.	293:31	Jessie Chatfield, 9/3/2006-10/1/2006
4.	265:00	Emily Zaler, 9/10/2006-9/22/2006
5.	264:28	Amanda Fox, 10/30/1998-11/6/1998

CONSECUTIVE GAMES PLAYED

Rk	No.	Player
1.	80	Teresa Bowns, 2006-2009
	80	Danielle Sweeney, 2006-2009
	80	Dani Oster, 2006-2009
	80	Jen Stoltenberg, 2007-10
	80	Scout Libke, 2009-12

CONSECUTIVE GAMES STARTED

Rk	No.	Player
1.	80	Danielle Sweeney, 2006-2009
	80	Scout Libke, 2009-12
2.	77	Nicole Dobrzynski, 2005-2008
3.	76	Allison Newton, 2005-2008
4.	75	Erin Anderson, 1996-1999
	75	Amanda Fox, 1996-1999
	75	Chalise Baysa, 1998-2001

GOALS*

Yr.	Player	GP	GS	Goals
1980	Michele Potestio	17	17	22
1996	Erin Anderson	18	18	9
1997	Sierra Marsh	20	20	5
	Kristi Morris	20	20	5
1998	Chalise Baysa	18	17	9
1999	Chalise Baysa	19	19	8
2000	Chalise Baysa	20	20	6
2001	Chalise Baysa	18	18	8
2002	Sarah Denner	18	16	2
	Mele French	17	3	2
	Amanda Orand	18	9	2
	Arlene Tuttle	17	12	2
2003	Nicole Garbin	19	19	7
	Andrea Valadez	20	11	7
2004	Kami Kapaku	19	19	4
2005	Nicole Garbin	19	19	10
2006	Nicole Garbin	20	20	12
2007	Teresa Bowns	20	17	5
	Allison Newton	20	20	5
2008	Jen Stoltenberg	20	20	10
2009	Jen Stoltenberg	20	20	10
2010	Jen Stoltenberg	20	20	12
2011	Julie Armstrong	16	10	4
	Bri Pugh	16	14	4
	Scout Libke	20	20	4
2012	Kristen Parr	19	19	7

* 1980-present. All other records are 1996-present unless otherwise indicated.

ASSISTS

Yr.	Player	GP	GS	A
1996	Stacey Hebert	17	17	4
	Megan Huss	18	16	4
1997	Sierra Marsh	20	20	7
1998	Erin Anderson	18	18	6
1999	Erin Anderson	19	19	3
2000	Crystal David	16	9	3
2001	Nicole Garbin	18	7	5
2002	Cristan Higa	18	18	2
	Amanda Orand	18	9	2
2003	Nicole Garbin	19	19	8
2004	Carlise Ashcraft	16	11	2
2005	Tiffany Smith	19	19	3
2006	Allison Newton	20	20	4
2007	Teresa Bowns	20	17	6
2008	Jen Stoltenberg	20	20	5
	Teresa Bowns	20	20	5
2009	Julie Armstrong	18	13	6
	Jen Stoltenberg	20	20	6
2010	Jen Stoltenberg	20	20	5
2011	Mo Fitzgerald	19	9	4
2012	Scout Libke	20	20	4

POINTS

Yr.	Player	GP	GS	P
1996	Erin Anderson	18	18	19
1997	Sierra Marsh	20	20	17
1998	Chalise Baysa	18	17	18
1999	Chalise Baysa	19	19	18
2000	Chalise Baysa	20	20	13
2001	Chalise Baysa	18	18	20
2002	Amanda Orand	18	9	6
2003	Nicole Garbin	19	19	22
2004	Kami Kapaku	19	19	9
2005	Nicole Garbin	19	19	21
2006	Nicole Garbin	20	20	25
2007	Teresa Bowns	20	17	16
2008	Jen Stoltenberg	20	20	25
2009	Jen Stoltenberg	20	20	26
2010	Jen Stoltenberg	20	20	29
2011	Julie Armstrong	16	10	11
2012	Kristen Parr	19	19	14

SHOTS

Year	Name	GP	GS	Shots
1996	Erin Anderson	18	18	30
1997	Sierra Marsh	20	20	39
1998	Chalise Baysa	18	17	30
1999	Chalise Baysa	19	19	39
	Sierra Marsh	17	17	39
2000	Ann Westermarck	20	11	37
2001	Beth Bowler	18	18	70
2002	Mele French	17	3	21
2003	Nicole Garbin	19	19	70
2004	Kami Kapaku	19	19	37
2005	Nicole Garbin	19	19	61
2006	Nicole Garbin	20	20	84
2007	Teresa Bowns	20	17	54
2008	Jen Stoltenberg	20	20	60
	Teresa Bowns	20	20	60
2009	Jen Stoltenberg	20	20	69
2010	Jen Stoltenberg	20	20	89
2011	Bri Pugh	16	14	29
	Maddy Mercier	20	18	29
2012	Scout Libke	20	20	58

GAME-WINNING GOALS

Year	Name	GP	GS	GWG
1996	Sierra Marsh	18	18	2
1997	Sierra Marsh	20	20	3
1998	Chalise Baysa	18	17	2
1999	Chalise Baysa	19	19	2
	Julie McLellan	19	17	2
2000	Chalise Baysa	20	20	2
2001	Nicole Garbin	18	7	4
2002	Amanda Orand	18	9	1
	Arlene Tuttle	17	12	1
2003	Nicole Garbin	19	19	2
2004	Katie Abrahamson	19	16	1
	Caitlin Gamble	4	4	1
	Kami Kapaku	19	19	1
2005	Nicole Garbin	19	19	7
2006	Nicole Garbin	20	20	9
2007	Tiffany Smith	20	19	4
2008	Jen Stoltenberg	20	20	4
2009	Jen Stoltenberg	20	20	6
2010	Scout Libke	20	20	2
	Jen Stoltenberg	20	20	2
	Brynn Konkel	17	5	2
2011	Julie Armstrong	16	10	3
2012	Kristen Parr	19	19	3

GOALKEEPER MINUTES

1996	Amanda Fox	1704
1997	Amanda Fox	1850
1998	Amanda Fox	1682
1999	Amanda Fox	1728
2000	Sarah Peters	1543
2001	Sarah Peters	1618
2002	Sarah Peters	1633
2003	Domenique Lainez	1803
2004	Domenique Lainez	1608
2005	Jessie Chatfield	1737
2006	Jessie Chatfield	1428
2007	Jessie Chatfield	1862
2008	Cody Miles	1845
2009	Cody Miles	1257
2010	Lindsay Parlee	1193
2011	Abby Steele	1517
2012	Abby Steele	1710

SAVES

1996	Amanda Fox	86
1997	Amanda Fox	138
1998	Amanda Fox	121
1999	Amanda Fox	89
2000	Sarah Peters	131
2001	Sarah Peters	101

2002	Sarah Peters	99
2003	Domenique Lainez	90
2004	Domenique Lainez	88
2005	Jessie Chatfield	96
2006	Jessie Chatfield	61
2007	Jessie Chatfield	76
2008	Cody Miles	76
2009	Cody Miles	46
2010	Lindsay Parlee	55
2011	Abby Steele	75
2012	Abby Steele	78

GOALS AGAINST

(Min. 500 minutes played)

1996	Amanda Fox	38
1997	Amanda Fox	55
1998	Amanda Fox	29
1999	Amanda Fox	27
2000	Sarah Peters	49
2001	Sarah Peters	26
2002	Sarah Peters	37
2003	Domenique Lainez	41
2004	Domenique Lainez	41
2005	Jessie Chatfield	33
2006	Jessie Chatfield	13
2007	Jessie Chatfield	29
2008	Cody Miles	31
2009	Cody Miles	16
2010	Cody Miles	9
2011	Abby Steele	25
2012	Abby Steele	20

GOALS AGAINST AVERAGE

(Min. 500 minutes played)

1996	Amanda Fox	2.01
1997	Amanda Fox	2.67
1998	Amanda Fox	1.55
1999	Amanda Fox	1.41
2000	Sarah Peters	2.86
2001	Sarah Peters	1.45
2002	Sarah Peters	2.04
2003	Domenique Lainez	2.05
2004	Domenique Lainez	2.29
2005	Jessie Chatfield	1.71
2006	Jessie Chatfield	0.82
2007	Jessie Chatfield	1.40
2008	Cody Miles	1.51
2009	Cody Miles	1.15
2010	Cody Miles	1.27
2011	Abby Steele	1.48
2012	Abby Steele	1.05

SHUTOUTS

1996	Amanda Fox	3
1997	Amanda Fox	2
1998	Amanda Fox	4
1999	Amanda Fox	2
2000	None	0
2001	Sarah Peters	3
2002	None	0
2003	Domenique Lainez	3
2004	Domenique Lainez	1
2005	Jessie Chatfield	7
2006	Jessie Chatfield	5
2007	Jessie Chatfield	4
2008	Cody Miles	6
2009	Cody Miles	5
2010	Lindsay Parlee	2
2011	Abby Steele	2
2012	Abby Steele	6

CONFERENCE HONORS

Pac-12 Player of the Year

2006 Nicole Garbin, F

Pac-12 Coach of the Year

2006 Tara Erickson

All-Northwest Collegiate Soccer Conference (NWCSC)

1980	Therese Bottomly, F	First Team
	Michele Potestio, F	First Team
	Victoria Taylor, M	First Team
	Louise Later, D	Honorable Mention
1981	Charlene Carter, D	First Team
	Patti DiVito, D	First Team
	Peggy Fisher, D	First Team
	Lori Kats, GK	First Team
	Meg Metz, D	First Team
	Michele Potestio, F	First Team

Pac-12 All-Conference

1998	Chalise Baysa, F	Second Team
1999	Chalise Baysa, F	Second Team
2000	Chalise Baysa, F	Honorable Mention
	Beth Bowler, F	Honorable Mention
	Starr Johnson, D	Honorable Mention
	Julie McLellan, F	Honorable Mention
	Allyssa White, M	Honorable Mention
2001	Chalise Baysa, F	Second Team
2002	Sarah Peters, GK	Honorable Mention
2003	Nicole Garbin, F	Second Team
2005	Nicole Garbin, F	Second Team
	Jessie Chatfield, GK	Honorable Mention
2006	Nicole Garbin, F	First Team
	Danielle Sweeney, D	Honorable Mention
	Dylann Tharp, D	Honorable Mention
2007	Dylann Tharp, D	Second Team
2008	Jen Stoltenberg, F	Honorable Mention
2009	Jen Stoltenberg, F	Honorable Mention
2010	Jen Stoltenberg, F	First Team
2011	Scout Libke, D	First Team
2012	Scout Libke, MF	Honorable Mention

Pac-12 All-Freshman

2005	Jessie Chatfield, GK	First Team
2006	Danielle Sweeney, D	First Team
2008	Cody Miles, GK	-----
2009	Scout Libke, M	-----
2011	Bri Pugh, F	-----
2012	Mariah Powers, D	-----

Pac-12 Player of the Week

1998	Chalise Baysa, F (Sept. 8)
2003	Nicole Garbin, F (Sept. 16)
2005	Jessie Chatfield, GK (Sept. 27)
2006	Emily Zaler (Sept. 19)
	Nicole Garbin (Oct. 10)
	Nicole Garbin (Oct. 24)
	Nicole Garbin (Nov. 7)
2008	Jen Stoltenberg (Nov. 4)
2012	Abby Steele (Nov. 6)

Pac-12 Medal Winner

(annual top senior female student-athlete at each institution)

2001-02	Chalise Baysa, F
2005-06	Caitlin Gamble, M
2006-07	Nicole Garbin, F

NATIONAL HONORS

National Soccer Coaches Association of America All-America

1980	Michele Potestio, F	Second Team
1981	Meg Metz, D	First Team
	Michele Potestio, F	Third Team

AIAW All-Tournament Team

1981 Becky Treick, F

Soccer America National Player of the Week

2006 Nicole Garbin, F (Nov. 8)

Soccer America National Team of the Week

2006 Nicole Garbin, F (Oct. 11)
Nicole Garbin, F (Nov. 8)

Soccer Buzz National Team of the Week

2001 Chalise Baysa, F (Oct. 1)
2006 Nicole Garbin, F (Oct. 10)
Nicole Garbin, F (Nov. 7)

REGIONAL HONORS

NSCAA West Region Coach of the Year

2006 Tara Erickson

Soccer Buzz West Region Coach of the Year

2006 Tara Erickson

NSCAA All-West Region Team

2006 Nicole Garbin, F Second Team

Soccer Buzz All-West Region Team

2006 Nicole Garbin, F First Team

Soccer Buzz All Freshman West

1998 Chalise Baysa, F First Team
2006 Danielle Sweeney, D First Team



Nicole Garbin was named Pac-12 Player of the Year in 2006.

TEAM AWARDS

1980	Michele Potestio	Team MVP
1996	Melissa Sherman	Offensive MVP
	Katie Odishoo	Defensive MVP
1997	Sierra Marsh	Offensive MVP
	Amanda Fox	Defensive MVP
1998	Chalise Baysa	Offensive MVP
	Amanda Fox	Defensive MVP
1999	Chalise Baysa	Offensive MVP
	Amanda Fox	Defensive MVP
	Sierra Marsh	Coaches Award
2000	Chalise Baysa	Offensive MVP
	Starr Johnson	Defensive MVP
2001	Chalise Baysa	Offensive MVP
	Angela Romero, Lindsey Peterson	Defensive co-MVP
2002	Sarah Denner	Offensive MVP
	Sarah Peters, Lindsey Peterson	Defensive co-MVP
2003	Nicole Garbin	Offensive MVP
	Sarah Peters, Christine Mintz	Defensive co-MVP
2004	Kami Kapaku	Offensive MVP
	Christine Mintz	Defensive MVP
	Kelly Baird	Most Inspirational
2005	Nicole Gamble	Offensive MVP
	Katie Abrahamson	Defensive MVP
	Cristan Higa	Most Inspirational
	Jessie Chatfield	Rookie of the Year
2006	Nicole Garbin	Offensive MVP
	Dylann Tharp	Defensive MVP
	Jessie Chatfield	Most Inspirational
	Darcie Gardner	Most Improved
	Danielle Sweeney	Rookie of the Year
2007	Tiffany Smith	Offensive MVP
	Dylann Tharp	Defensive MVP
	Jessie Chatfield	Most Inspirational
	Mercedes Walters	Most Improved
	Jen Stoltenberg	Rookie of the Year
2008	Jen Stoltenberg	Offensive MVP
	Nicole Dobrzynski	Defensive MVP
	Danielle Sweeney	Most Inspirational
	Kirstie Kuhns	Unsung Hero
	Cody Miles	Rookie of the Year
	Carrie Holland	Most Improved
2009	Jen Stoltenberg	Offensive MVP
	Danielle Sweeney	Defensive MVP
	Danielle Sweeney	Most Inspirational
	Scout Libke	Rookie of the Year
	Taylor Jones	Most Improved
2010	Jen Stoltenberg	Offensive MVP
	Lauren Thompson	Defensive MVP
	Lindsay Parlee	Most Inspirational
	Achijah Berry	Rookie of the Year
	Mo Fitzgerald	Most Improved
2011		

ACADEMIC HONORS

CoSIDA District 8 All-Academic		
2000	Kristi Morris, M, Psychology/Envr. Studies	First Team
2003	Carlie Ashcraft, M, Psychology	Second Team
	Caitlin Gamble, M, Biology	First Team
	Christine Mintz, D, Psychology	First Team
2004	Carlie Ashcraft, M, Psychology	First Team
	Christine Mintz, D, Psychology	Second Team
2005	Caitlin Gamble, M, Biology	First Team
2006	Darcie Gardner, D, Undeclared	First Team
	Jessie Chatfield, GK, Physical Education	Second Team
	Nicole Dobrzynski, D, Business Admin.	Second Team

2007	Darcie Gardner, D, Human Physiology	Second Team
	Jessie Chatfield, GK, Mathematics	Third Team
	Nicole Dobrzynski, D, Business Admin.	Third Team
2008	Nicole Dobrzynski, D, Business Admin.	First Team
	Allison Newton, M, History	Second Team
	Jen Stoltenberg, F, Business Admin.	Second Team

CoSIDA Academic All-America

2003	Caitlin Gamble, M, Biology	Third Team
2005	Caitlin Gamble, M, Biology	First Team

NSCAA Academic All-America

2010	Jen Stoltenberg, F, Business Administration	Third Team
------	---	------------

Pacific-12 All-Academic

(First and second team only)

1997	Amanda Fox, GK, Fine & Applied Arts	Second Team
	Sierra Marsh, M, History	First Team
	Kristi Morris, M, Psychology	First Team
1998	Erin Anderson, F, Political Science	First Team
	Amanda Fox, GK, Fine & Applied Arts	First Team
	Sierra Marsh, M, History	Second Team
	Kristi Morris, M, Psychology	First Team
1999	Erin Anderson, F, Political Science	First Team
	Laurie Durkhoop, M, Exercise Science	First Team
	Amanda Fox, GK, Fine & Applied Arts	First Team
	Sierra Marsh, M, History	First Team
	Kristi Morris, M, Psychology	First Team
	Aly Hill, M, Ethnic Studies	Second Team
	Alyssa White, Spanish	Second Team
2000	Starr Johnson, D, Ethnic Studies	First Team
2001	Starr Johnson, D, Ethnic Studies	First Team
2002	Christine Mintz, M, Psychology	First Team
	Amanda Orand, F, International Business	Second Team
	Dara Wone, D, Business Administration	First Team
2003	Carlie Ashcraft, M, Psychology	First Team
	Jessica Fetzer, D, Ethnic Studies	Second Team
	Caitlin Gamble, M, Biology	First Team
	Elise Minvielle, M, Pre-Psychology	Second Team
	Christine Mintz, D, Psychology	First Team
	Dara Wone, D, Business Administration	First Team
2004	Carlie Ashcraft, M, Psychology	First Team
	Caitlin Gamble, M, Biology	First Team
	Christine Mintz, D, Psychology	First Team
2005	Caitlin Gamble, M, Biology	First Team
2006	Jessie Chatfield, GK, Physical Education	First Team
	Nicole Dobrzynski, D, Business Admin.	First Team
	Darcie Gardner, D, Undeclared	First Team
2007	Jessie Chatfield, GK, Mathematics	First Team
	Nicole Dobrzynski, D, Business Admin.	First Team
	Darcie Gardner, D, Human Physiology	First Team
	Allison Newton, M, History	Second Team
	Dani Oster, M, Business Administration	Second Team
2008	Nicole Dobrzynski, D, Business Admin.	First Team
	Allison Newton, M, History	First Team
	Darcie Gardner, D, Human Physiology	Second Team
	Jessica Goodell, M, Marine Biology	Second Team
	Dani Oster, M, Business Administration	Second Team
	Sara Plutko, M, Business Administration	Second Team
2009	Dani Oster, D, Business Administration	First Team
	Adriana Montes, F, Curriculum and Teaching	Second Team
	Jen Stoltenberg, F, Business Administration	Second Team
2010	Jen Stoltenberg, F, Business Administration	Second Team

TEAM AWARDS / ACADEMIC HONORS



LETTERWINNERS

ALL-TIME LETTERWINNERS

A				
Field Players	MP	G	A	P
Joni Abel: 96	8	2	0	4
Abrahamson, Katie: 02, 03, 04, 05	71	4	3	11
Anderson, Erin: 96, 97, 98, 99	75	21	11	53
Apo, Tahne: 09, 10	26	1	3	5
Armstrong, Julie: 09, 10, 11	50	7	10	24
Ashcraft, Carlie: 02, 03, 04	54	2	8	12

B				
Field Players	MP	G	A	P
Baird, Kelly: 01, 02, 03, 04	67	1	1	3
Baker, Jenny: 07	8	0	0	0
Bakke, Nicole: 09, 10, 11, 12	79	1	2	4
Bartlett, Valerie: 80	-	4	-	-
Baysa, Chalise: 98, 99, 00, 01	75	31	7	69
Berry, Achijah: 10, 11	52	3	2	8
Beutler, Maryn: 12	20	1	1	3
Blocker, Barbara: 06, 07	33	1	2	4
Bottomly, Therese: 80, 81	-	6	-	-
Bowler, Beth: 98, 99, 00, 01	56	9	7	25
Bowns, Teresa: 06, 07, 08	80	13	16	42
Boyer, Taylor: 12	13	1	0	2
Bradbury, Shonna: 81	-	-	-	-
Buich, Melissa: 06, 07	22	0	1	1
Burk, Bethany: 96, 97	27	0	1	1
Burnham, Becca: 01, 02	10	0	0	0

C				
Field Players	MP	G	A	P
Callan, Taylor: 05, 06	19	0	0	0
Cameron, Jen: 04, 06, 07	43	1	3	5
Carter, Charlene: 80, 81	-	0	-	-
Cascio, Mary: 00	19	1	1	3
Cheek, Madison: 05	16	0	1	1
Cook, Kiyomi: 12	6	0	0	0

D				
Field Players	MP	G	A	P
Danner, Emily: 04	17	0	0	0
David, Crystal: 00, 01	34	5	5	15
Davie, Ryann: 11, 12	17	1	2	4
DeMonte, Sabrina: 03, 04, 05	54	1	2	4
Denner, Sarah: 01, 02	35	3	4	10
Denney, Cameron: 80	-	0	-	-
DePorter, Karen: 97, 98, 99	9	0	2	2
DePorter, Kathryn: 96, 97	20	1	0	2
DeVito, Patti: 81	-	-	-	-
Didier, Lauren: 96	7	0	0	0
Dobrzynski, Nicole: 05, 06, 07, 08	77	0	2	2
Doty, Mackenzie: 08	12	0	0	0
Duhrkoop, Laurie: 98, 99	37	4	0	8

E				
Field Players	MP	G	A	P
Engelhardt, Erin: 03	16	1	1	3

F				
Field Players	MP	G	A	P
Farris, Laura: 96, 97	9	0	0	0
Farstad, Elisabeth: 80	-	0	-	-
Fetzer, Jessica: 02, 03	24	0	1	1
Fisher, Peggy: 80, 81	-	0	-	-
Fitzgerald, Mo: 10, 11, 12	58	2	5	9
Foo, Kelsey: 12	15	0	0	0
Fox, Gennaka: 04	8	1	0	2
Franson, Leighann: 96	14	0	0	0
French, Mele: 02, 03, 04	47	8	3	19
Fritzlen, Marla: 80	-	0	-	-

G				
Field Players	MP	G	A	P
Gamble, Caitlin: 02, 03, 04, 05	49	9	2	20
Ganges, Jori: 96, 97, 98, 99	70	3	8	14
Garbin, Nicole: 01, 03, 05, 06	76	34	15	83
Gardner, Darcie: 05, 06, 07, 08	71	3	2	8
Goodell, Jessica: 07, 08	40	7	2	16
Goss, Aimee: 04	10	0	0	0
Grushkin, Rachel: 03, 04, 05, 06	42	0	1	1
Gordon, Pamela: 96, 97, 98, 99	62	0	1	1

H				
Field Players	MP	G	A	P
Hebert, Stacy: 96, 97, 98, 99	74	3	5	11
Hege, Karen: 81	-	-	-	-
Heisler, Stephanie: 80	-	1	-	-
Hibshman, Naomi: 96	1	0	0	0
Higa, Cristan: 02, 03, 04, 05	73	4	5	13
Hill, Aly: 98, 99	37	0	2	2
Holland, Carrie: 08	16	0	0	0
Hones, Kelsey: 09, 10, 11, 12	60	3	5	11
Huss, Megan: 96, 97, 98	39	2	4	8

J				
Field Players	MP	G	A	P
Jensen, Jill: 07	15	2	1	5
Johnson, Starr: 98, 99, 00, 01	69	2	0	4
Johnson, T.J.: 97, 98, 99, 00	49	4	2	10
Jones, Taylor: 08, 09, 10	38	0	2	2

K				
Field Players	MP	G	A	P
Kapaku, Kami: 04	19	4	1	9
Karia, Salina: 02, 03, 04	19	0	0	0
Kawamura, Jamie: 96	15	1	1	3
Kirchner, Elyce: 96	18	0	0	0
Kolb, Cassidy: 03	5	0	0	0
Konkel, Brynne: 10, 11	27	2	2	6
Konopka, Kristen: 01, 02	8	0	0	0
Kramer, Katie: 10	5	0	0	0
Kuhns, Kirstie: 07, 08, 09, 10	71	8	5	21

L				
Field Players	MP	G	A	P
Lakos, Louisa: 96, 97	36	2	1	5
Larkin, Sara: 97	8	0	0	0
Later, Louise: 80	-	0	-	-
Libke, Scout: 09, 10, 11, 12	80	11	10	32
Lilly, Archer: 12	8	0	0	0
Lindeman, Gabbie: 12	7	0	0	0

M				
Field Players	MP	G	A	P
Mansfield, Rianna: 06, 08, 09, 10	59	3	3	9
Marsh, Sierra: 96, 97, 98, 99	73	12	11	35
Mayer, Valerie: 02, 03, 04, 05	60	1	1	3
McCartan, Kelli: 96	1	0	0	0
McEwen, Kirsten: 01, 02	7	0	0	0
McLanahan, Carrie: 96, 97, 98, 99	64	2	6	10
McLellan, Julie: 99, 00, 01	54	5	5	15
Merrill, Amy: 00	3	0	0	0
Mercier, Maddy: 10, 11, 12	48	4	0	8
Metz, Meg: 81	-	-	-	-
Mintz, Christine: 02, 03, 04	56	2	3	7
Minvielle, Elise: 01, 02, 03	42	0	0	0
Mithen, Felicity: 80, 81	-	3	-	-
Montes, Adriana: 06, 07, 09	27	0	0	0
Moore, Reiller: 12	4	0	0	0
Morris, Kristi: 96, 97, 98, 99	74	10	4	24
Morishige, Sara: 96	12	0	1	1
Murphy, Annie: 99, 00, 01	52	4	3	11

N				
Field Players	MP	G	A	P
Nelson, Kate: 05	13	0	2	2
Newton, Allison: 05, 06, 07, 08	76	13	12	38

O				
Field Players	MP	G	A	P
Odishoo, Katie: 96, 97	28	0	0	0
Orand, Amanda: 01, 02	29	2	3	7
Oster, Dani: 06, 07, 08, 09	80	1	5	7
Osterman, Traci: 80, 81	-	1	-	-

P				
Field Players	MP	G	A	P
Parker, Melissa: 98, 99, 00	56	3	2	8
Parr, Kristen: 12	19	7	0	14
* Peters, Sarah: 99, 00, 01, 02	57	0	2	2
Peterson, Lee Ann: 02	2	0	0	0
Peterson, Lindsey: 99, 00, 01, 02	55	0	0	0
Plutko, Sara: 07, 08	24	0	0	0
Potestio, Michele: 80, 81	-	22	-	-
Powers, Mariah: 12	19	1	1	3
Pugh, Bri: 11, 12	34	6	2	14

Q				
Field Players	MP	G	A	P
Quinlan, Leigh: 06	16	1	1	3

R				
Field Players	MP	G	A	P
Rael, Marissa: 07	1	0	0	0
Ray, Julie: 80	-	8	-	-
Renna, Nicole: 01	3	0	0	0
Refvem, Sharon: 80	-	5	-	-
Richardson, Dana: 03, 04	36	0	0	0
Rodriguez, Allie: 12	15	0	0	0
Romero, Angela: 00, 01	38	0	1	1
Rose, Tiffany: 97	1	0	0	0
Rowe, Bree: 07, 08, 09, 10	54	0	5	



Allison Newton played and started in 76 career games at Oregon.

S				
Field Players	MP	G	A	P
Sawyer, Rebecca: 80	-	3	-	-
Selby, Marie: 00	13	0	1	1
Shekell, Peggy: 80	-	1	-	-
Shelstad, Dawn: 81	-	-	-	-
Sherman, Melissa: 96, 97, 98	47	0	3	3
Simmons, Iris: 80	-	6	-	-
Sims, Ellen: 99, 00	11	0	0	0
Smith, Heidi: 97, 98, 99	19	0	0	0
Smith, Tiffany: 05, 06, 07	54	9	5	23
Smith, Tracey: 99	4	0	0	0
Stemp, Molly: 98, 99, 00	17	0	1	1
Strawn, Brooke: 12	15	0	0	0
Stoltenberg, Jen: 07, 08, 09, 10	80	33	18	84
Strinsky, Sue: 81	-	-	-	-
Sweeney, Danielle: 06, 07, 08, 09	80	6	12	24

T				
Field Players	MP	G	A	P
Taylor, Victoria: 80, 81	-	2	-	-
Tedford, Lisa: 04	9	0	0	0
Tharp, Dylan: 04, 05, 06, 07	74	0	3	3
Thayer, Robi: 01, 02	33	0	0	0
Thompson, Lauren: 09, 10, 11, 12	69	1	0	2
Treick, Becky: 81	-	-	-	-
Tuttle, Arlene: 01, 02	26	2	0	4

V				
Field Players	MP	G	A	P
Valadez, Andrea: 03, 04, 05	55	9	8	26

W				
Field Players	MP	G	A	P
Wagoner, Kira	13	1	1	3
Walters, Mercedes: 07, 08, 09, 10	67	4	6	14
Watson, Megan: 06	14	1	0	2
Wegner, Cara: 12	16	0	0	0
Werdell, Lindsey: 00, 01, 02, 03	68	5	4	14
Westermark, Ann: 00, 01	38	6	5	17
White, Allyssa: 97, 98, 99, 00	76	6	3	15
Winther, Kaily: 03	3	0	0	0
Wone, Dara: 00, 02, 03	42	0	1	1

Y				
Field Players	MP	G	A	P
Yoro, Sarah: 05	12	0	1	1

GOALKEEPERS					
Name	Record	MP	GA	SAV	GAA
Chatfield, Jessie: 05, 06, 07, 09	25-28-6	61	90	253	1.53
Connors, Dana: 12	1-0-1	2	1	6	0.71
Etter, Mary: 02, 03	0-0-0	2	2	1	4.74
Fox, Amanda: 96, 97, 98, 99	23-46-6	75	149	434	1.93
Hesser, Michelle: 96, 97, 98	0-0-0	3	1	1	4.74
Johnson, Tori: 07, 08	0-0-1	5	0	1	0.00
Kats, Lori: 81	NA	-	-	-	-
Lainez, Dominique: 01, 03, 04	11-24-3	40	84	180	2.17
Marrer, Emily: 03, 04	1-0-0	4	6	10	2.99
Miles, Cody: 08, 09, 10, 11	20-17-4	43	56	150	1.30
Norstad, Jeanine: 00	1-1-0	7	15	20	4.70
Parlee, Lindsay: 10, 11	10-7-2	21	20	63	1.17
Peters, Sarah: 99, 00, 01, 02	13-36-5	57	112	334	2.08
Rowland, Robin: 81	NA	-	-	-	-
Scarci, Patricia: 80	NA	-	-	-	-
Steele, Abby: 12	10-18-4	38	45	153	1.25
Wasp, Patricia: 80	NA	-	-	-	-
Zaler, Emily: 06	4-1-0	5	4	15	0.80

Y				
Field Players	MP	G	A	P
Yoro, Sarah: 05	12	0	1	1

*Goalkeeper with assists

O ALL-TIME STATS

OREGON ALL-TIME COACHING RECORDS

Year	Coach	Overall	Conference
1980	John Feeney	13-1-3	9-1-3*
1981	Manfred Tschan	13-2-3	8-0-2*
1996	Bill Steffen	5-11-2	NA
1997	Bill Steffen	5-14-1	2-7-0
1998	Bill Steffen	6-10-2	3-6-0
1999	Bill Steffen	7-11-1	3-5-1
2000	Bill Steffen	4-15-1	1-7-1
2001	Bill Steffen	8-8-2	2-6-1
2002	Bill Steffen	2-14-2	1-7-1
2003	Bill Steffen	9-11-0	3-6-0
2004	Bill Steffen	3-13-3	0-7-2

Steffen's 9-year totals **49-107-14** **15-51-6**

2005	Tara Erickson	9-9-1	1-8-0
2006	Tara Erickson	12-6-2	6-1-2
2007	Tara Erickson	8-8-4	1-4-4
2008	Tara Erickson	9-9-2	2-6-1
2009	Tara Erickson	9-10-1	1-9-0
2010	Tara Erickson	7-10-3	3-5-1
2011	Tara Erickson	8-9-3	3-6-2
2012	Tara Erickson	8-10-2	3-7-1

Erickson's 7-year totals **70-71-18** **20-46-11**

* Northwest Collegiate Soccer Conference (NWCSC)

ALL-TIME RECORD VERSUS NSCAA* TOP 25

1996	0-0-0
1997	0-2-0
1998	0-2-0
1999	1-2-0
2000	0-8-0
2001	0-4-1
2002	0-7-1
2003	0-4-0
2004	0-4-0
2005	0-3-0
2006	2-2-0
2007	0-5-1
2008	0-7-0
2009	2-6-0
2010	0-5-1
2011	1-3-2
2012	0-5-0
All-time	6-69-6



OREGON WINS VERSUS NSCAA* TOP 25 TEAMS

Oregon 2, No. 20 UCLA 1	10/31/1999
Oregon 2, No. 24 Arizona 1	10/6/2006
Oregon 2, No. 3 UCLA 1 (OT)	11/3/2006
Oregon 2, No. 15 Colorado 1	9/6/2009
Oregon 4, No. 21 Denver 1	9/18/2009
Oregon 1, No. 23 Washington State 0	10/11/23

OREGON TIES VERSUS NSCAA* TOP 25 TEAMS

Oregon 1, No. 13 Washington 1	11/9/2001
Oregon 1, No. 23 Utah 1	9/15/2002
Oregon 0, No. 5 Stanford 0	11/9/2007
Oregon 1, No. 19 USC 1	10/17/2010
Oregon 0, No. 16 Santa Clara 0	9/4/11
Oregon 1, No. 21 Oregon State 1	11/4/11

* National Soccer Coaches Association of America

YEAR-BY-YEAR TEAM STATISTICS

Oregon																		
Year	Overall	Pac-10	G	A	Pts	Sh	SOG	CK	YC-RC	PK-ATT	Fouls	Min	GA	Avg.	Saves	Pct.	Sho	Att./Avg.
1980	13-1-3	9-1-3*	62	-	-	-	-	-	-	-	-	1560	14	0.81	-	-	-	6
1981	13-2-3	8-0-2*	-	-	-	-	-	-	-	-	-	-	-	-	-	-	-	-
1996	5-11-2	NA	21	18	60	175	NA	63	11-2	1-1	162	1710	39	2.05	86	.688	3	2384/265
1997	5-14-1	2-7-0 (T-7th)	27	19	73	223	NA	43	7-0	2-2	204	1860	55	2.66	139	.711	2	1209/242
1998	6-10-2	3-6-0 (8th)	22	23	67	176	NA	68	4-0	1-1	142	1685	29	1.55	121	.807	4	4583/509
1999	7-11-1	3-5-1 (7th)	25	11	61	223	NA	85	3-0	1-1	160	1788	27	1.36	92	.773	4	5085/636
2000	4-15-1	1-7-1 (8th)	21	17	59	261	NA	87	2-0	0-0	193	1830	64	3.15	151	.702	1	4740/527
2001	8-8-2	2-6-1 (T-7th)	32	29	93	348	NA	90	19-0	0-1	217	1693	28	1.49	107	.793	4	4936/494
2002	2-14-2	1-7-1 (8th)	13	11	37	147	68	48	5-1	1-1	176	1665	39	2.11	105	.729	0	5805/645
2003	9-11-0	3-6-0 (7th)	28	29	85	277	124	108	9-2	5-6	215	1816	42	2.08	91	.684	3	5256/525
2004	3-13-3	0-7-2 (10th)	14	8	36	189	108	62	11-3	2-3	200	1782	46	2.32	104	.693	1	5938/660
2005	9-9-1	1-8-0 (9th)	20	19	59	227	104	68	10-1	2-3	227	1737	33	1.71	100	.752	7	6506/651
2006	12-6-2	6-2-1 (2nd)	24	23	71	250	112	77	13-1	0-0	248	1878	17	0.81	78	.821	8	6100/762
2007	8-8-4	1-4-4 (T-7th)	30	24	84	240	115	68	4-0	2-3	189	1880	29	1.39	80	.734	4	5683/631
2008	9-9-2	2-6-1 (T-7th)	26	21	73	284	130	85	9-0	1-1	177	1867	31	1.49	78	.716	8	5553/555
2009	9-10-1	1-9-0 (T-9th)	27	31	85	248	115	83	10-0	0-0	159	1837	32	1.57	70	.686	5	4871/609
2010	7-10-3	3-5-2 (T-7th)	29	28	86	278	126	77	7-1	0-0	162	1877	28	1.34	84	.750	4	6557/656
2011	8-9-3	3-6-2 (10th)	19	13	51	189	72	63	19/0	3-3	211	1860	27	1.31	85	.759	6	5820/728
2012	8-10-2	3-7-1 (T9th)	19	11	49	248	117	82	21/1	0-1	219	1865	21	1.05	86	.804	6	8354/759

Opponents

Year	Overall	Pac-10	G	A	Pts	Sh	SOG	CK	YC-RC	PK-ATT	Fouls	Min	GA	Avg.	Saves	Pct.	Sho	Att./Avg.
1980	----	----	14	-	-	-	-	-	-	-	-	1560	62	3.58	-	-	0	-
1981	----	----	-	-	-	-	-	-	-	-	-	-	-	-	-	-	2	-
1996	----	----	39	27	105	223	NA	81	6-0	0-1	215	1710	21	1.11	78	.788	8	1171/195
1997	----	----	55	39	149	370	NA	135	6-0	0-0	226	1860	27	1.30	82	.752	7	4809/401
1998	----	----	29	28	84	278	NA	94	3-0	1-1	149	1685	22	1.18	66	.750	6	4002/445
1999	----	----	27	23	77	211	NA	85	5-0	1-1	171	1788	25	1.26	113	.819	7	5902/537
2000	----	----	64	55	183	397	NA	115	8-0	2-2	208	1830	21	1.03	100	.826	10	11467/1042
2001	----	----	28	21	77	280	NA	84	11-0	0-0	213	1693	32	1.70	126	.797	5	3959/495
2002	----	----	39	28	106	263	144	78	5-0	1-1	199	1665	13	0.70	55	.809	9	3930/437
2003	----	----	42	42	126	263	133	68	11-0	1-1	245	1816	28	1.39	95	.772	7	4727/430
2004	----	----	46	39	131	277	150	83	17-1	3-3	226	1782	14	0.71	94	.870	10	7091/709
2005	----	----	33	29	95	267	133	64	16-1	2-3	256	1737	20	1.04	84	.808	6	3735/415
2006	----	----	17	21	55	226	95	70	14-1	0-1	218	1878	24	1.15	88	.786	6	7987/799
2007	----	----	29	27	85	251	109	71	13-1	3-4	248	1880	30	1.44	85	.739	8	7890/717
2008	----	----	31	23	85	241	110	93	18-0	2-2	209	1867	26	1.25	104	.800	4	10196/1133
2009	----	----	32	30	94	209	102	66	8-0	0-0	159	1837	32	1.32	88	.765	5	8813/979
2010	----	----	28	21	77	226	112	92	9-1	1-2	155	1877	29	1.39	97	.770	7	9373/1339
2011	----	----	27	21	75	219	112	116	16/2	2-2	189	1860	19	0.92	53	.736	9	9199/1150
2012	----	----	21	12	54	275	107	87	13/0	1-1	215	1865	19	0.95	98	.838	8	10844/1205

* Northwest Collegiate Soccer Conference (NWCSC)



1980

Coach: John Feeney
Record: 13-1-3, NWCSC (1st)
NWCSC Champions

S 28	Portland	W	5-1
O 5	* Puget Sound	W	8-0
O 7	* Lewis & Clark	W	1-0
O 11	at Evergreen State	W	8-0
O 12	* at Washington	T	1-1 (OT)
O 18	* at Whitman	W	5-1
O 19	* at Washington State	W	5-2
O 25	* at Lewis & Clark	T	1-1 (OT)
O 26	at Portland	W	9-0
N 1	* at Puget Sound	W	4-1
N 2	* at W. Washington	L	1-2
N 8	* at Oregon State	W	4-0
N 9	* Washington	W	2-1
N 11	* Oregon State	T	2-2 (OT)
N 15	* Whitman	W	3-1
N 16	Evergreen State	W	1-0
N 22	* W. Washington	W	2-1

1981

Coach: Manfred Tschan
Record: 12-2-3, NWCSC (1st)
NWCSC Champions/AIAW National Tournament

S 26	* Washington State	W	7-0
S 30	Lewis & Clark	W	NA
O 3	* at Puget Sound	W	9-1
O 4	* at W. Washington	W	3-1
O 10	* Washington	W	6-0
O 10	* Oregon State	W	5-0
O 11	British Columbia	W	2-0
O 13	* at Oregon State	W	4-2
O 17	* W. Washington	T	0-0 (OT)
O 18	* Puget Sound	W	3-0
O 25	* at Washington	T	0-0 (OT)
O 31	* at Washington State	W	5-1
N 14	Pacific Lutheran ¹	W	6-0
N 15	Linfield ¹	W	NA
N 15	Western Washington ¹	T+	1-1 (OT)
N 20	Connecticut ²	L	1-3 (OT)
N 21	Massachusetts ²	W	1-0
N 22	Harvard ²	L	3-4 (OT)

¹ NWCSC Regional Tournament, Eugene, Ore.
² AIAW National Tournament, Chapel Hill, N.C.
* W. Washington won on penalty kicks, 2-1

1986

Coach: Bill Steffen
Record: 5-11-2, Independent

S 3	UC Irvine	L	0-5
S 6	Pacific (Ore.)	W	2-0 (OT)
S 8	at Willamette	L	0-1
S 13	at Cal State Northridge	W	3-1
S 15	at USC	L	1-5
S 19	Brigham Young	L	2-5
S 21	Arizona State	T	1-1 (OT)
S 27	at Gonzaga	T	3-3 (OT)
S 28	vs. Montana ¹	L	0-2
O 4	Gonzaga	W	1-0
O 6	Utah	L	2-3
O 20	Oklahoma	W	4-0
O 25	at Pacific	L	0-2
O 27	vs. Sacramento State ²	L	0-5
N 1	Washington	L	0-2
N 3	at Portland State	L	0-1
N 8	at Washington State	L	0-2
N 10	Oregon State	W	2-1

¹ Spokane, Wash.
² Stockton, Calif.

1997

Coach: Bill Steffen
Record: 5-14-1, 2-7-0 Pac-10 (7th-tie)

A 29	at San Francisco State	W	7-2
A 31	at San Jose State	L	1-4
S 4	Portland State	W	1-0
S 12	vs. Air Force ¹	L	2-3
S 14	vs. Cal State Northridge ¹	W	3-0
S 19	vs. Baylor ²	L	1-2 (OT)
S 21	at No. 4 Texas A&M	L	1-3
S 26	vs. James Madison ³	L	0-4
S 28	at UNC Greensboro	L	0-6
O 3	at Utah	L	3-4
O 5	at Weber State	T	1-1 (OT)
O 10	* at Washington	L	0-3
O 12	* at Washington State	L	1-3
O 17	* UCLA	L	0-6
O 19	* No. 18 USC	L	1-5
O 24	* at Arizona	W	2-1
O 25	* at Arizona State	L	0-2
O 31	* California	L	0-1
N 2	* Stanford	L	0-4
N 9	* at Oregon State	W	3-1

¹ Portland, Ore.
² College Station, Texas
³ Greensboro, N.C.

1998

Coach: Bill Steffen
Record: 6-10-2, 3-6-0 Pac-10 (8th)

S 4	Tennessee	W	3-1
S 7	UNC Greensboro	W	2-0
S 12	vs. Wake Forest ¹	L	2-3 (OT)
S 13	vs. Florida International ¹	W	1-0
S 18	at Hawaii	L	1-2
S 19	vs. San Diego ²	L	0-2
O 2	San Francisco	T	1-1 (2OT)
O 3	Portland State	T	1-1 (2OT)
O 9	* Oregon State	W	3-0
O 13	at No. 7 Portland	L	0-1
O 16	* Washington	L	2-3
O 18	* Washington State	L	0-1
O 23	* at No. 19 UCLA	L	0-2
O 25	* at USC	L	0-4
O 30	* Arizona	W	4-2
N 1	* Arizona State	W	1-0
N 6	* at California	L	1-2 (OT)
N 8	* at Stanford	L	0-4

¹ Portland, Ore.
² Honolulu, Hawaii

1999

Coach: Bill Steffen
Record: 7-11-1, 3-5-1 Pac-10 (7th)

A 27	at San Francisco	W	3-0
A 29	at San Jose State	L	0-3
S 1	at Saint Mary's	L	2-3 (OT)
S 7	at Davidson	L	1-2
S 10	at Wake Forest	L	0-2
S 12	vs. UNC Charlotte ¹	W	2-1
S 19	Idaho	W	2-1
S 22	Portland	L	0-2
O 1	Auburn	W	4-0
O 3	Cal State Northridge	L	1-3
O 8	* No. 20 Stanford	L	0-1
O 10	* California	L	0-1
O 16	* at Oregon State	W	4-0
O 22	* at Washington State	W	2-1 (OT)
O 24	* at Washington	L	0-1 (2OT)
O 29	* No. 10 USC	L	1-3
O 31	* No. 20 UCLA	W	1-2
N 5	* at Arizona State	L	1-2
N 7	* at Arizona	T	0-0 (2OT)

¹ Winston-Salem, N.C.

2000

Coach: Bill Steffen
Record: 4-15-1, 1-7-1 Pac-10 (8th)

A 25	San Jose State	W	5-3
A 27	Idaho	W	4-1
A 29	at San Diego	L	1-6
S 1	at Santa Clara	L	0-6
S 4	at Portland	L	0-3
S 8	vs. No. 17 Duke ¹	L	0-1
S 10	at No. 1 North Carolina	L	0-6
S 17	Montana	L	0-1
S 22	vs. Xavier ²	L	1-3
S 24	vs. James Madison ²	W	3-2
O 1	No. 21 Florida State	L	0-1
O 6	* Arizona State	L	1-2
O 8	* Arizona	W	2-0
O 13	* at No. 13 USC	L	0-3
O 15	* at No. 7 UCLA	L	0-8
O 20	* Oregon State	T	2-2 (2OT)
O 27	* Washington State	L	1-2
O 29	* No. 2 Washington	L	1-6
N 3	* at No. 15 Stanford	L	0-4
N 5	* at No. 8 California	L	0-4

¹ Chapel Hill, N.C.
² Knoxville, Tenn.

2001

Coach: Bill Steffen
Record: 8-8-2, 2-6-1 Pac-10 (7th-tie)

A 31	Gonzaga	W	1-0
S 5	at Idaho	T	1-1 (2OT)
S 7	at Montana	L	0-1
S 18	at San Jose State	W	5-2
S 23	Nevada	W	2-1
S 28	San Diego	W	3-0
S 30	Eastern Washington	W	5-0
O 3	No. 4 Portland	L	0-3
O 7	Portland State	W	4-2
O 12	* No. 17 California	L	0-3
O 14	* No. 9 Stanford	L	1-3
O 19	* at Arizona	L	1-2
O 21	* at Arizona State	W	3-2 (OT)
O 26	* No. 3 UCLA	L	0-2
O 28	* USC	L	0-1
N 4	* at Oregon State	L	1-4
N 9	* at No. 13 Washington	T	1-1 (2OT)
N 11	* at Washington State	W	4-0

2002

Coach: Bill Steffen
Record: 2-14-2, 1-7-1 Pac-10 (9th)

A 30	vs. Wake Forest ¹	L	0-3
S 1	at No. 17 Florida State	L	1-2
S 6	Gonzaga	L	0-1
S 15	No. 23 Utah	T	1-1 (2OT)
S 20	vs. Pacific ²	L	0-4
S 22	vs. Wisconsin-Green Bay ²	W	4-2
S 29	No. 1 North Carolina	L	0-3
O 4	Portland State	L	1-3
O 6	at No. 5 Portland	L	0-3
O 11	* Washington	L	1-2
O 13	* Washington State	T	1-1 (2OT)
O 18	* at No. 11 California	L	0-2
O 20	* at No. 1 Stanford	L	0-3
O 25	* Arizona	W	3-2
O 27	* No. 20 Arizona State	L	1-2
N 1	* at No. 6 UCLA	L	0-2
N 3	* at No. 16 USC	L	0-1 (OT)
N 8	* Oregon State	L	1-2

¹ Tallahassee, Fla.
² Corvallis, Ore.



YEAR-BY-YEAR RESULTS

2003

Coach: Bill Steffen

Record: 9-11-0, 3-6-0 Pac-10 (7th)

A 29	Boise State	W	4-1
A 31	Rice	W	1-0
S 7	San Francisco	W	2-1
S 12	at Pacific	W	2-1
S 14	at Sacramento State	W	3-1
S 19	vs. No. 4 Texas A&M ¹	L	0-4
S 21	at Southern Methodist	L	0-2
S 26	at Loyola Marymount	L	0-5
S 28	at Cal State Fullerton	L	0-5
O 3	No. 6 Portland	L	0-1
O 5	Weber State	W	3-2
O 10	* at Oregon State	W	4-3 (OT)
O 17	* at Washington State	L	0-2
O 19	* at No. 10 Washington	L	0-2
O 24	* Stanford	L	1-3
O 26	* California	W	2-0
O 31	* at Arizona State	L	2-3
N 2	* at Arizona	W	1-0
N 7	* USC	L	1-3
N 9	* No. 2 UCLA	L	2-3 (OT)

¹ Dallas, Texas

2004

Coach: Bill Steffen

Record: 3-13-3, 0-7-2 Pac-10 (10th)

A 27	UC Santa Barbara	L	0-2
A 29	San Diego State	T	1-1 (2OT)
S 3	vs. Weber State ¹	W	3-2 (OT)
S 5	at Utah	L	0-2
S 17	vs. C. Connecticut State ²	L	0-4
S 19	at Connecticut	L	0-1
S 24	at No. 6 Portland	L	2-5
S 26	at Portland State	L	0-2
O 1	Wyoming	W	3-1
O 3	Gonzaga	W	1-0 (OT)
O 8	* at USC	L	0-2
O 10	* at No. 8 UCLA	L	0-6
O 15	* Oregon State	L	0-3
O 22	* Washington State	T	1-1 (2OT)
O 24	* No. 15 Washington	L	1-4
O 29	* at No. 17 Stanford	L	0-2
O 31	* at California	L	1-5
N 5	* Arizona State	T	1-1 (2OT)
N 7	* No. 15 Arizona	L	0-2

¹ Salt Lake City, Utah

² Storrs, Conn.

2005

Coach: Tara Erickson

Record: 9-9-1, 1-8-0 Pac-10 (9th)

A 26	Eastern Washington	W	1-0
A 28	Louisiana State	W	2-0
A 31	No. 7 Portland	L	0-6
S 2	Gonzaga	T	1-1 (2OT)
S 4	Portland State	W	2-1 (OT)
S 9	at Elon	W	2-0
S 11	at North Carolina State	W	1-0
S 23	South Dakota State	W	2-0
S 30	vs. Nevada ¹	W	2-1
O 2	at Wyoming	W	1-0
O 7	* at Arizona	L	2-4
O 9	* at Arizona State	L	0-3
O 14	* No. 4 UCLA	L	0-3
O 16	* USC	L	1-2
O 21	* at Oregon State	L	2-4
O 28	* at Washington	W	1-0
O 30	* at Washington State	L	0-1 (OT)
N 4	* No. 9 California	L	0-5
N 6	* Stanford	L	0-2

¹ Laramie, Wyo.

2006

Coach: Tara Erickson

Record: 12-6-2, 6-1-2 Pac-10 (2nd)

A 25	Long Beach State	L	0-1
S 1	at UC Riverside	L	0-1
S 3	at Loyola Marymount	L	1-2
S 8	vs. New Hampshire ¹	W	1-0
S 10	vs. Iona ¹	W	3-2
S 15	at Gonzaga	W	1-0
S 17	at Eastern Washington	W	1-0
S 22	Nevada	L	1-2
S 24	Idaho	W	2-0
S 29	at Portland State	W	1-0 (2OT)
O 1	at No. 7 Portland	L	0-3
O 6	* at No. 24 Arizona	W	2-1
O 8	* at Arizona State	W	1-0
O 13	* Washington	W	1-0
O 15	* Washington State	T	0-0 (2OT)
O 20	* Oregon State	W	2-1 (OT)
O 27	* at California	T	0-0 (2OT)
O 29	* at No. 17 Stanford	L	0-1
N 3	* No. 3 UCLA	W	2-1 (2OT)
N 5	* USC	W	3-1

¹ Corvallis, Ore.

2007

Coach: Tara Erickson

Record: 8-8-4, 1-4-4 Pac-10 (7th-tie)

A 31	at Nevada	W	1-0
S 2	vs. Boise State ¹	W	3-0
S 7	UC Riverside	W	5-1
S 9	Montana	L	0-1
S 14	at Utah State	W	2-1
S 16	at Utah	L	0-2
S 21	at No. 15 Purdue	L	2-3
S 23	at Illinois State	W	5-1
S 30	Portland State	W	2-1
O 5	No. 10 Portland	L	0-4
O 7	Gonzaga	W	4-1
O 12	* at No. 13 USC	L	0-1
O 14	* at No. 1 UCLA	L	0-3
O 19	* Arizona State	W	1-0
O 21	* Arizona	T	2-2 (2OT)
O 26	* at Washington State	T	1-1 (2OT)
O 28	* at Washington	L	0-2
N 2	* at Oregon State	T	2-2 (2OT)
N 9	* No. 5 Stanford	T	0-0 (2OT)
N 11	* No. 19 California	L	0-3

¹ Reno, Nev.

2008

Coach: Tara Erickson

Record: 9-9-2, 2-6-1 Pac-10 (7th-tie)

A 23	at No. 6 Portland	L	1-3
A 29	Utah State	W	1-0
A 31	No. 25 Purdue	L	1-3
S 5	Utah	W	3-2
S 7	Saint Mary's	W	2-0
S 12	at UC Riverside	W	3-2 (2OT)
S 12	at Long Beach State	T	3-3 (2OT)
S 19	vs. Portland State ¹	W	3-0
S 28	Weber State	W	1-0
O 3	at Oklahoma	W	2-0
O 5	at No. 12 Oklahoma St.	L	1-3
O 10	* at No. 6 Stanford	L	0-3
O 12	* at No. 19 California	L	1-5
O 17	* Oregon State	T	0-0 (2OT)
O 24	* No. 22 Washington St.	L	1-2 (2OT)
O 26	* Washington	L	1-2
O 31	* at Arizona State	W	1-0
N 2	* at Arizona	W	1-0
N 7	* No. 9 USC	L	0-1
N 9	* No. 2 UCLA	L	0-2

¹ Tualatin, Ore.

2009

Coach: Tara Erickson

Record: 9-10-1, 1-8-0 Pac-10 (9th-tie)

A 22	No. 4 Portland	L	0-3
A 30	at Fresno State	W	2-0
S 4	vs. Colgate ¹	T	1-1 (2OT)
S 6	at No. 15 Colorado	W	2-1
S 11	Loyola Marymount	W	3-2
S 13	Seattle	W	1-0
S 18	vs. No. 21 Denver ²	W	4-1
S 20	vs. Dartmouth ²	W	1-0
S 25	Portland State	W	2-0
O 1	at BYU	L	0-1
O 3	at Weber State	W	1-0 (2OT)
O 9	No. 21 California	L	1-2
O 11	No. 1 Stanford	L	1-5
O 16	at Oregon State	L	0-2
O 23	at No. 4 UCLA	L	1-5
O 25	at No. 14 USC	L	0-1
O 30	Washington	L	1-3
N 1	No. 21 Washington State	L	0-2
N 6	at Arizona	W	5-1
N 8	at Arizona State	L	1-2

¹ Boulder, Colo.

² Corvallis, Ore.

2010

Coach: Tara Erickson

Record: 7-10-3, 3-5-1 Pac-10 (7th-tie)

A 20	Boise State	W	2-0
A 27	No. 21 Oklahoma State	L	0-1 (2OT)
A 29	SMU	T	0-0 (2OT)
S 3	UC Davis	W	3-1
S 5	Pacific	T	1-1 (2OT)
S 10	at UNLV	L	0-1
S 12	vs. Kansas ¹	L	0-1
S 17	vs. San Diego State ²	W	2-1 (OT)
S 19	vs. Butler ²	W	6-1
S 24	at No. 10 Santa Clara	L	1-2
O 1	at No. 4 Portland	L	1-4
O 8	Oregon State	L	2-3
O 15	No. 16 UCLA	L	1-3
O 17	No. 19 USC	T	1-1 (2OT)
O 22	at Washington	L	0-2
O 24	at Washington State	W	3-1
O 29	Arizona	W	4-0
O 31	Arizona State	W	2-0
N 5	at California	L	0-2
N 7	at No. 1 Stanford	L	0-3

¹ Las Vegas, Nev.

² Corvallis, Ore.

2011

Coach: Tara Erickson

Record: 8-9-3, 6-3-2 Pac-10

A 19	Wyoming	W	2-0
A 21	at Boise State	W	2-0
A 28	UNLV	W	1-0
S 2	New Hampshire	W	3-0
S 4	No. 16 Santa Clara	T	0-0 (2OT)
S 9	at LSU	L	0-1
S 11	No. 20 Illinois	L	0-5
S 16	UC Davis	W	2-1
S 18	Florida International	L	1-2
S 23	Utah	L	0-2
S 30	at No. 2 UCLA	L	0-1
O 2	at USC	W	2-1
O 7	at Arizona	L	0-1
O 9	at Arizona State	L	0-4
O 16	at Colorado	W	3-1
O 21	Washington	T	1-1 (2OT)
O 23	No. 18 Washington State	W	1-0
O 28	No. 22 California	L	0-4
O 30	No. 1 Stanford	L	0-2
N 4	at No. 21 Oregon State	T	1-1 (2OT)

2012

Coach: Tara Erickson

Record: 8-10-2, 3-7-1 Pac-12 (9th-tie)

A 19	UAB	W	2-0
A 23	at No.11 Portland	L	0-2
A 26	at Portland State	W	1-0
A 31	UC Irvine	W	1-0
S 7	at Pacific	L	0-1
S 9	at Saint Mary's	T	1-1 (2OT)
S 14	Seattle	W	2-1
S 16	Gonzaga	W	4-2
S 21	Colorado	T	0-0 (2OT)
S 24	No. 12 BYU	L	0-1
S 28	at No.19 California	L	0-2
S 30	at No. 2 Stanford	L	1-2
O 5	No. 3 UCLA	L	0-1
O 7	USC	W	1-0
O 12	at Utah	L	1-3
O 19	Arizona	W	2-0
O 21	Arizona State	L	1-2
O 25	at Washington	L	0-2
O 28	at Washington State	L	0-1
N 2	Oregon State	W	2-0