



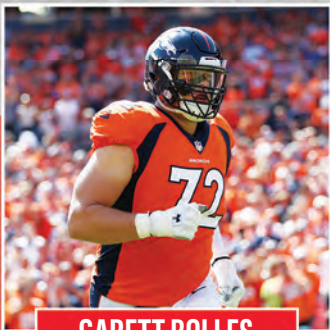
BOWL DOMINANCE

Fourteen wins in 17 bowl appearances since 1999

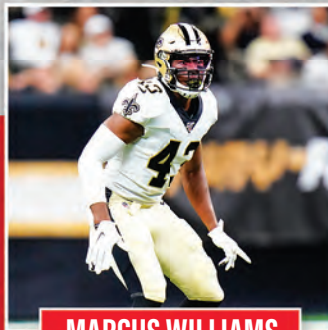
Two victories in bowls currently part of the CFP New Year's Six (2005 Fiesta and 2009 Sugar)

Nine straight bowl wins from 1999-2009 tied the second-longest win streak


THE ROAD TO THE NFL



GARETT BOLLES



MARCUS WILLIAMS



MITCH WISHNOWSKY



STAR LOTULELEI

CURRENT NFL UTES

Alex Smith	QB	Washington
Star Lotulelei	DT	Buffalo
Nate Orchard	LB	Washington
Eric Rowe	DB	Miami
Devontae Booker	RB	Las Vegas
Jared Norris	LB	Washington
Garrett Bolles	OT	Denver
Marcus Williams	S	New Orleans
Brian Allen	DB	Seattle
Sam Tevi	OT	L.A. Chargers

Tim Patrick	WR	Denver
Kylie Fitts	DE	Arizona
Marquise Blair	DB	Seattle
Cody Barton	LB	Seattle
Mitch Wishnowsky	P	San Francisco
Matt Gay	K	Tampa Bay
Jackson Barton	T	Kansas City
Chase Hansen	LB	New Orleans
Jaylon Johnson	DB	Chicago
Julian Blackmon	S	Indianapolis

Zack Moss	RB	Buffalo
Terrell Burgess	S	L.A. Rams
Leki Fotu	DT	Arizona
Bradlee Anae	DE	Dallas
John Penisini	DL	Detroit
Tyler Huntley	QB	Baltimore
Josh Nurse	CB	Baltimore
Francis Bernard	LB	Dallas
Darrin Paulo	T	New Orleans
Javelin Guidry	DB	N.Y. Jets

Kicking Off



UTAH FAST FACTS

GENERAL INFORMATION

Location: Salt Lake City
 Metro Population: 1,153,340
 Elevation: 4,657 feet above sea level
 President: Dr. Ruth V. Watkins
 Director of Athletics: Mark Harlan
 Founded: 1850
 Enrollment: 33,047
 Conference: Pac-12
 Nickname: Utes
 Colors: Red and White (pms 187)
 Mascot: Swoop (red-tailed hawk)
 Stadium: Rice-Eccles Stadium (45,807)
 Surface: FieldTurf
 Facility: Spence & Cleone Eccles Football Center
 Indoor Field: Spence Eccles Field House
 Website: www.UtahUtes.com

DEPARTMENT PHONE NUMBERS

Athletics Department: (801) 581-8171
 Football Office: (801) 581-7684
 Communications: (801) 581-3510/3511/8997/8302
 Stadium Press Box: (801) 581-4783/8210
 Ticket Office: (801) 581-UTIX (8849)
 Communications Fax: (801) 581-4358
 Football Fax: (801) 585-3808

UTAH SCHEMES

Offense: Spread
 Defense: 4-2

PERSONNEL BREAKDOWN

Starters/Lettermen Returning: 12/55
 Offense: 7/31
 Defense: 2/20
 Specialist: 3/4
 Starters/Lettermen Lost: 13/31

REVIEWING 2019

Overall Record: 11-3
 Pac-12 Record: 8-1 (1st South Division)
 Pac-12 Championship: vs. Oregon (L, 37-15)
 Alamo Bowl: vs. Texas (L, 38-10)

CREDITS

Editorial: Paul Kirk, Jordie Lindley, Brooke Frederickson
Layout and Design: Mike Lageschulte
Contributors: Chris Healy, Lynde Hoopes
Cover Design: Douglas Wilson
Photography: Steve Wilson, Tom Smart, Kory Mortensen, Sarah Shebek, University of Utah, Walter Dixon, Joe Faraoni/ESPN Images, Terry Baker, Dennis Hubbard, Ernie Anderson, U. Special Collections-J.W. Marriott Library, Steve Greenwood, Salt Lake Convention and Visitors Bureau, Utah Travel Council, Richard Bart Green/Don Green Photography, Mitch Dumke, Russ Isabella, Rob Gray

INFORMATION

Utah Fast Facts	1
2020 Schedule	2
Directions to Rice-Eccles Stadium	2
Athletics Facility Locations	2
Future Non-Conference Schedules	2
Utah Communications Staff Contacts	3
Athletics Staff Directory	3
Utah Media Outlets	4
Media Coverage and Pac-12 Schedule	5
Pac-12 Conference	6

HERE'S UTAH

Utah Football Tradition	8
Utah Athletics History	9
Salt Lake City	10
The University of Utah	11
Utah Traditions	12
The MUSS	13
Famous Alumni	14
Academic All-Americans	15
Rice-Eccles Stadium	16-17
Spence & Cleone Eccles Football Center	18

2020 OUTLOOK

Personnel Picture	20
How the Utes Were Built	21
2020 Recruiting Class	21
2020 Roster	22-23
Pronunciation Guide	23
Geographical and Class Breakdown	24
2020 Scouting Report	25-27
2020 Depth Chart	28

PLAYER PROFILES

Returner Bios	30-48
Incoming Utes	49-56

COACHES AND STAFF

Head Coach Kyle Whittingham	58-59
Morgan Scalley	60
Andy Ludwig	61
Jim Harding	62
Guy Holliday	63
Kiel McDonald	64
Sione Po'uha	65
Lewis Powell	66
Sharrieff Shah	67
Colton Swan	68
Freddie Whittingham	69
Football Staff	70-72
Athletics Director Mark Harlan	73
President Dr. Ruth V. Watkins	74
Athletics Department Senior Directors	74

SERIES HISTORY

Series Records	76
Series vs. Conferences	76
Scores Against NCAA Opponents	77-81
Pac-12 Conference Series Summaries	82

2019 IN REVIEW

2019 Honors	84
2019 Summary	85
Statistics	86-89
Scoring Drives	90
Starting Lineups	91
Participation	92
Select Individual Game-by-Game Stats	93-97

BOWL HISTORY

Bowl Game Results	99
New Year's Six Bowl Seasons	100
Bowl Game Summaries	101-114

RECORD BOOK

Season Record and Coach	116
Conference Finishes	117
National Rankings History	118-119
Games Against Ranked AP Opponents	120
Network TV Games	121-122
Single Game Leaders	123
Yearly Leaders	124-125
The Longest Yard	126-127
100-Yard Doubles	128
Individual Records	129-143
Team Records	144-153
Rice-Eccles Stadium Records	154-155
Bowl Records	156-158
All-Americans	159-161
First-Team All-Americans' Profiles	162-167
All-Conference and Conference Awards	168-171
Academic All-Conference	172-173
Players of the Week	174-175
Notable Numbers	176-177
NFL Draft Picks	178-181
Utes in the NFL	182-184
All-Time Lettermen	185-193
Homecoming Games	194
Schedules & Results	195-204



INFORMATION

HERE'S UTAH

2020 OUTLOOK

PLAYER BIOS

COACHES & STAFF

SERIES HISTORY

2019 IN REVIEW

BOWL HISTORY

RECORD BOOK



2020 Schedule Information

2020 SCHEDULE

Date	Opponent	City	Stadium	Time	TV	Series	Last Meeting
Nov. 7	Arizona*	Salt Lake City	Rice-Eccles Stadium	2 p.m. MST	ESPNU	24-19-2	2019, W 35-7
Nov. 13 (Fri)	at UCLA*	Pasadena, Calif.	Rose Bowl	7:30 p.m. PST	FS1	7-11	2019, W 49-3
Nov. 21	USC*	Salt Lake City	Rice-Eccles Stadium	TBA	TBA	6-12	2019, L 30-23
Nov. 28	at Arizona State*	Tempe, Ariz.	Sun Devil Stadium	TBA	TBA	9-22	2019, W 21-3
Dec. 5	Oregon State*	Salt Lake City	Rice-Eccles Stadium	TBA	TBA	10-11-1	2019, W 52-7
Dec. 11 (Fri)	at Colorado*	Boulder, Colo.	Folsom Field	7:30 p.m. MST	FS1	31-32-2	2019, W 45-15
Dec. 18 (Fri)	Pac-12 Championship	TBD	TBD	TBD	FOX		

Times local to site *Pac-12 game

INFORMATION

HERE'S UTAH

2020 OUTLOOK

PLAYER BIOS

COACHES & STAFF

SERIES HISTORY

2019 IN REVIEW

BOWL HISTORY

RECORD BOOK

DIRECTIONS TO RICE-ECCLES STADIUM

From Salt Lake International Airport to Rice-Eccles Stadium: Take I-80 East out of the airport. In four miles, exit at 600 South. Go to 700 East and turn left. Turn right at the second light (400 South). Go up the hill as the street bends and becomes 500 South. Continue through the light at 1300 East and get in the left lane. Rice-Eccles Stadium is a half block up on the left. Take left turn into the parking lot west of the stadium.

ATHLETIC FACILITY LOCATIONS

RICE-ECCLES STADIUM

451 South, 1400 East

JON M. HUNTSMAN CENTER

1825 E. South Campus Drive Front

SPENCE AND CLEONE ECCLES FOOTBALL CENTER

580 South Guardsman Way

SPENCE ECCLES FIELD HOUSE

650 South Guardsman Way

FUTURE NON-CONFERENCE SCHEDULES

2021

Sept. 2 (Thu)	Weber State (H)
Sept. 11	BYU (A)
Sept. 18	San Diego State (A)

2022

TBD	Florida (A)
Sept. 10	Southern Utah (H)
Sept. 17	San Diego State (H)

2023

TBD	Florida (H)
Aug. 31/Sept. 1/Sept. 2	Weber State (H)
Sept. 9	Baylor (A)

2024

Aug. 29 (Thu)	Southern Utah (H)
Sept. 7	BYU (H)
Sept. 14	Baylor (H)

2025

Sept. 13	Wyoming (A)
TBD	BYU (A)

2026

Sept. 5	Houston (A)
Sept. 12	Arkansas (H)
Sept. 19	BYU (H)

2027

Sept. 4	Wyoming (H)
Sept. 11	Houston (H)
Sept. 18	BYU (A)

2028

Aug. 31 (Thu)	Dixie State (H)
Sept. 9	BYU (H)
Sept. 16	Arkansas (A)

2030

Aug. 29 (Thu)	Dixie State (H)
---------------	-----------------

2031

Sept. 6	LSU (H)
---------	---------

2032

Sept. 11	LSU (A)
----------	---------



Utah has sold out 64 consecutive home games dating back to the start of the 2010 season.

Staff Directory



STRATEGIC COMMUNICATIONS STAFF

FOOTBALL CONTACTS



PAUL KIRK
Associate A.D.



JORDIE LINDLEY
Associate Director



JOSEPH FELDMAN
Assistant Director



LYNDE HOOPES
Administrative Asst.



JOHN VU
Associate Director



MADY WHITE
Assistant Director

Name	Title	Office	Cell	Email
Paul Kirk	Associate A.D. (primary football)	801-581-3511	801-875-2444	pkirk@huntsman.utah.edu
Jordie Lindley	Associate Director (football assistant)	801-581-8997	801-647-8174	jlindley@huntsman.utah.edu
Joseph Feldman	Assistant Director	801-585-1295	801-231-1329	jfeldman@huntsman.utah.edu
Lynde Hoopes	Administrative Assistant	801-581-3510		lhoopes@huntsman.utah.edu
John Vu	Associate Director	801-587-7298	714-728-9163	jvu@huntsman.utah.edu
Mady White	Assistant Director		801-458-8347	mwhite@huntsman.utah.edu

FOOTBALL COACHES

Kyle Whittingham	Head Coach	Sione Po'uha	Defensive Tackles
Morgan Scalley	Defensive Coordinator/Safeties	Lewis Powell	Defensive Ends
Andy Ludwig	Offensive Coordinator/Quarterbacks	Sharrieff Shah	Cornerbacks/Special Teams Coordinator
Jim Harding	Assistant Head Coach/Offensive Line	Colton Swan	Linebackers
Guy Holliday	Wide Receivers	Freddie Whittingham	Tight Ends
Kiel McDonald	Running Backs	Doug Elisaia	Strength & Conditioning

ATHLETIC ADMINISTRATION

		OFFICE	EMAIL
Mark Harlan	Athletics Director	801-581-3508	mharlan@utah.edu
Kyle Brennan	COO/Deputy Athletics Director (Internal Operations)	801-585-3819	kbrennan@huntsman.utah.edu
Scott Kull	Deputy Athletics Director (External Operations)	801-201-5724	skull@huntsman.utah.edu
Nona Richardson	Executive Sr. Associate A.D. (SWA/S-A Support)	801-585-6850	nrichardson@huntsman.utah.edu
Manny Hendrix	Sr. Associate A.D. (Development)	801-585-7233	mhendrix@huntsman.utah.edu
Steve Smith	Sr. Associate A.D. (Business/CFO)	801-587-9371	ssmith@huntsman.utah.edu
Chris Uchacz	Sr. Associate A.D. (Academic Services)	801-556-6607	cuchacz@huntsman.utah.edu
Kate Charipar	Associate A.D. (Compliance)	801-585-1629	kcharipar@huntsman.utah.edu
Paul Kirk	Associate A.D. (Strategic Communications)	801-581-3511	pkirk@huntsman.utah.edu
Liz Prince	Associate A.D. (Sport Admin./S-A Wellbeing)	910-840-3291	lprince@huntsman.utah.edu
Gavin Gough	Assistant A.D. (Facilities and Capital Projects)	801-585-5601	ggough@huntsman.utah.edu
Valerie Swensen	Assistant A.D. (Business and Finance)	801-581-3509	vswensen@huntsman.utah.edu

FOOTBALL SUPPORT STAFF

		OFFICE	CELL	EMAIL
Robert Blechen	Director of Recruiting Operations	801-209-1037		rblechen@huntsman.utah.edu
Matt Dimmitt	Director of Football Video	801-587-9502	801-558-8147	mdimmitt@huntsman.utah.edu
Gianna Colosimo	Director of Player Development		801-558-3220	gcolosimo@huntsman.utah.edu
Mike Corbett	Assistant Director of Football Operations	801-587-7848	801-231-3511	mcorbett@huntsman.utah.edu
Maddie Hansen	Football Creative Director	801-232-8401		mford@huntsman.utah.edu
Helen Livingston	Executive Assistant to the Head Coach	801-587-8355		hbuchanan@huntsman.utah.edu
Joe McBeth	Head Football Athletics Trainer	801-587-9691		jmcbeth@huntsman.utah.edu
Jeff Rudy	Director of Football Operations	801-581-8563	801-231-6779	jrudy@huntsman.utah.edu
Cyrus Satoafaiga	Coordinator of Football Academics	801-518-4059		csatoafaiga@huntsman.utah.edu
Kelly Sharitt	Executive Director of Equipment Operations	801-581-8449		ksharitt@huntsman.utah.edu
Aaron White	Stadium/Arena Operations and Event Director	801-587-8558		awhite@stadium.edu.edu

OTHER IMPORTANT TELEPHONE NUMBERS

Athletics Department	801-581-8171
Ticket Office	801-581-8849
Football Office	801-587-8355
Stadium Press Box	801-581-4783 / 581-8210
Football Fax/Athletics Communications Fax	801-585-3808 / 581-4358

MAILING/OVERNIGHT ADDRESS

University of Utah Athletics Department
1825 E. South Campus Dr.
Salt Lake City, UT 84112-0900



Media Outlets

INFORMATION
 HERE'S UTAH
 2020 OUTLOOK
 PLAYER BIOS
 COACHES & STAFF
 SERIES HISTORY
 BOWL HISTORY
 RECORD BOOK

NEWSPAPERS

Deseret News

55 N. 300 West, Suite 500
 Salt Lake City, UT 84101
 801-237-2161
 sports@desnews.com
 Jeff Call, Beat Writer
 jeffc@deseretnews.com

Salt Lake Tribune

90 S. 400 West, Suite 700
 Salt Lake City, UT 84101
 801-257-8900
 sports@sltrib.com
 Josh Newman, Beat Writer
 jnewman@sltrib.com
 Gordon Monson, Columnist
 gmonson@sltrib.com

Daily Utah Chronicle

University of Utah Student Media
 801-581-8443
 Sammy Mora, Sports Editor
 s.mora@ustudentmedia.com

Provo Daily Herald

P.O. Box 717
 Provo, UT 84603
 801-344-2555
 dhsports@heraldextra.com
 Jared Lloyd, Sports Editor
 jlloyd@heraldextra.com

Standard Examiner (Ogden)

sports@standard.net
 Brett Hein, Sports Reporter
 b.hein@standard.net
 801-625-4258

St. George Spectrum

Ryan Miller, Sports Reporter
 miller@thespectrum.com
 435-531-6784

Logan Herald Journal

Shawn Harrison, Sports Editor
 sharrison@hjnews.com
 435-752-2121 (ext. 333)

WIRE SERVICES

Associated Press

90 South 400 West, Suite 670
 Salt Lake City, UT 84101
 801-322-3405
 Ed Montes, Sports Writer
 emontes@ap.org

SPORTS RADIO

ESPN 700 (Utah Flagship)

50 W. Broadway, Suite 200
 Salt Lake City, UT 84101
 877-353-0700
 Bill Riley, Brand Director/
 Midday Host/Play-by-Play
 bill@espn700sports.com
 Scott Mitchell, Analyst
 scott.mitchell19@gmail.com

97.5/1280 The Zone

301 W. South Temple
 Salt Lake City, UT 84101
 801-325-2500
 Scott Garrard, Program Director
 sgarrard@1280thezone.com

KSL Newsradio 102.7/1160

P.O. Box 1160
 Salt Lake City, UT 84110
 801-575-5535
 Cleon Wall, Reporter
 cwall@ksl.com
 Alex Kirry, Reporter
 akirry@ksl.com

TELEVISION

KSL-TV (NBC)

Broadcast House
 5 Triad Center
 Salt Lake City, UT 84110
 801-575-5535
 Jeremiah Jensen, Reporter/Anchor
 jjensen@ksl.com

KTVX-TV (ABC)

2175 West 1700 South
 Salt Lake City, Utah 84104
 801-975-4428
 Wesley Ruff, Sports Director
 wesley@abc4.tv
 Dana Greene, Anchor/Reporter
 dana.greene@abc4.com

KUTV-TV (CBS)

299 S. Main St. Suite 150
 Salt Lake City, UT 84111
 801-839-1234
 sports@kutv2.com
 Dave Fox, Sports Anchor
 davefox@kutv2.com
 David James, Sports Anchor
 djames@kutv2.com
 Adam Mikulich, Reporter/Anchor
 amikulich@kutv2.com

KSTU-TV (FOX)

5020 W. Amelia Earhart Dr.
 Salt Lake City, UT 84116
 801-536-1313
 Jeff Rhineer, Anchor/Reporter
 jeff.rhineer@fox13now.com
 Morgan Vance, Anchor/Reporter
 morgan.vance@fox13now.com

UTAH FOOTBALL ON THE WEB

	WEB	http://utahutes.com/
	YOUTUBE	http://www.youtube.com/uathletics
	TWITTER	http://twitter.com/utahathletics http://twitter.com/utah_football
	FACEBOOK	http://facebook.com/uathletics http://facebook.com/utahutesfootball
	ITUNESU	http://tinyurl.com/utahitunesu
	INSTAGRAM	https://instagram.com/utahathletics/ https://www.instagram.com/utahfootball/

COLLEGE PRESS BOX

The official media website for Division I football. Access and download weekly game notes, quotes, statistics, media guides, headshots, logos and more for the conference and each of its member schools. Login information will be distributed to accredited media or you can apply for a password by sending an email to: password@collegepressbox.com.



Media Coverage and Pac-12 Schedule



PAC-12 CONFERENCE TELEVISION

Pac-12 Conference television partners ESPN, FOX Sports, and Pac-12 Networks will provide complete coverage of the entire Pac-12 home football schedule during the 2020 season. ESPN will televise on ESPN, ESPN2, ESPNU or ABC, while FOX Sports will air its games on FOX or FS1. Both network partners will simulcast selected games on ESPN Deportes and FOX Deportes.

Pac-12 Networks was created in 2011 and features one national and six regional full-time native HD linear networks available to video programming

operators, as well as a network of digital properties dedicated solely to the Pac-12. The networks televise 850 live events across 27 sports annually and provide 24/7 access to Pac-12 teams and universities.

The Pac-12 digital platform includes Pac-12.com, the official athletic websites of member universities, mobile applications, social media and other innovative digital initiatives across the company.



NETWORKS

UTAH SPORTS RADIO NETWORK

ESPN 700 (KALL-AM) has been the radio home to University of Utah athletics since 1951. ESPN 700, which has a 50,000-watt evening and weekend signal, and a 10,000-watt daytime signal, is one of two stations in the Utah Sports Radio Network. The other is KOAL 750 AM in Price. All of Utah's games on ESPN 700 can also be heard live on the Internet at UtahUtes.com. They will also be carried by SiriusXM Satellite Radio as well as Tunein Radio.

Managing the radio network is Utes Sports Properties, a division of Learfield. Utes Sports Properties is in its fourth year as the multi-media rights partner for Utah Athletics and brokered the most recent contract extension with ESPN 700—a five-year agreement signed in the summer of 2017.

Handling the play by play for the Ute broadcasts is Bill Riley, who is in his 12th year as the "Voice of the Utes." Riley is a 27-year veteran of radio and television and has won numerous awards as both as host and play-by-play broadcaster, including twice being named Sports Broadcaster of the Year in Utah by the NSSA.

Riley is joined in the booth by former Ute quarterback Scott Mitchell, who is in his third season as the analyst. Mitchell played at Utah from 1987-89 and holds several of Utah's passing and total offense records. Mitchell then played in the NFL from 1990-2001, throwing for over 15,000 yards and 95 touchdowns. He was the head football coach at Springville High School from 2008-11.

Highlighting ESPN 700's game-day coverage are two hours of pre-game coverage and two-hour post-game shows that include live interviews with players and coaches and expert analysis. The Kyle Whittingham Show, hosted by Riley, airs on ESPN 700 every Tuesday during the regular season. The show is broadcast live from 6-7 p.m. MT.



2020 PAC-12 CONFERENCE SCHEDULE

WEEK 1

Sat., Nov. 7

Arizona at Utah

Arizona State at USC

Stanford at Oregon

UCLA at Colorado

Washington at Cal

Washington State at Oregon State

WEEK 2

Fri., Nov. 13

Utah at UCLA

Sat., Nov. 14

Cal at Arizona State

Colorado at Stanford

Oregon at Washington State

Oregon State at Washington

USC at Arizona

WEEK 3

Fri., Nov. 20

UCLA at Oregon

Sat., Nov. 21

Arizona at Washington

Arizona State at Colorado

Cal at Oregon State

USC at Utah

Washington State at Stanford

WEEK 4

Fri., Nov. 27

Oregon at Oregon State

Stanford at Cal

Washington at Washington State

Sat., Nov. 28

Arizona at UCLA

Colorado at USC

Utah at Arizona State

WEEK 5

Fri., Dec. 4

Washington State at USC

Sat., Dec. 5

Colorado at Arizona

UCLA at Arizona State

Stanford at Washington

Oregon at Cal

Oregon State at Utah

WEEK 6

Fri., Dec. 11

Arizona State at Arizona

Utah at Colorado

Sat., Dec. 12

Cal at Washington State

Oregon State at Stanford

USC at UCLA

Washington at Oregon

WEEK 7

Fri., Dec. 18

Pac-12 Football Championship Game

Sat., Dec. 19

TBD at TBD

TBD at TBD

TBD at TBD

TBD at TBD

TBD at TBD



Pac-12 Conference

CONFERENCE OF CHAMPIONS

Built on a firm foundation of academic excellence and superior athletic performance, the Pac-12 Conference renewed its undisputed claim as the Conference of Champions in 2019-20. Beyond the courts and fields, the Pac-12's accomplishments extend into the classrooms across 12 campuses, and outside its traditional geographic footprint into new corners around the world.



The 529 NCAA team titles won by Pac-12 schools outdistance the nearest conference by more than 200 championships. In 2019-20, Pac-12 institutions claimed three of the seven national championships contested before all sports competition was cancelled due to the COVID-19 pandemic, adding to a legacy that includes 333 NCAA team titles claimed since 1981-82, the start of women's sports sponsorship, an average of over eight per year. Even more impressive has been the breadth of the Pac-12's success with championships coming in 28 different men's and women's sports. The Pac-12 has led or tied the nation in NCAA Championships in 54 of the last 60 years.

Spanning over a century of outstanding athletics achievements, the Pac12 has claimed 305 men's, 193 women's and 31 combined championships. Men's NCAA crowns have come at a phenomenal rate for the Pac-12 - 16 basketball titles by six schools, 54 tennis titles, 47 outdoor track & field crowns, and 29 baseball titles. Pac-12 members have won 25 of 49 NCAA titles in volleyball, 46 of 51 in water polo, 31 in skiing, and 25 in swimming & diving national championships.

On the women's side, the story is much the same. Since the NCAA began conducting women's championships 39 years ago, Pac-12 members have captured 193 NCAA women's titles, easily outdistancing the SEC, which is second with 106. Pac-12 members have dominated a number of sports, winning 24 softball titles, 24 tennis crowns, 17 volleyball titles, 19 of the last 30 trophies in golf, and 17 in swimming & diving.

Individually, the Conference has produced 2,379 NCAA individual champions. That includes 1,383 by male student-athletes, while Pac-12 women student-athletes have captured an unmatched 808 NCAA individual crowns, an average of nearly 21 championships per season. Student-athletes have also captured 188 individual titles at combined championships (i.e., skiing and fencing).

The Pac-12's excellence is further proven in the annual Division I Learfield IMG College Directors' Cup competition, the prestigious award that honors the best overall collegiate athletics programs in the country. Stanford won an unprecedented 25th-consecutive Directors' Cup in 2018-19 to lead the Conference with at least five member institutions earning scores in the top 25 each year of the Directors' Cup program. Due to the COVID-19 pandemic, the Directors' Cup was not awarded in 2019-20.

LEAGUE HISTORY

Built on a firm foundation of academic excellence and superior athletic performance, the Pac-12 Conference celebrated its Centennial year in 2015-16. The roots of the league go back to Dec. 2, 1915, when the Pacific Coast Conference (PCC) was founded at a meeting at the Oregon Hotel in Portland, Ore. The original membership consisted of four schools—the University of California at Berkeley, the University of Washington, the University of Oregon, and Oregon State College (now Oregon State University). All still are charter members of the Conference. The Pac-12 Conference ushered in a new era on July 1, 2011, with the additions of the University of Colorado and University of Utah.

Pacific Coast Conference play began in 1916 and, one year later, Washington State College (now Washington State University) was accepted into the league, with Stanford University following in 1918.

In 1922, the PCC expanded to eight teams with the admission of the University of Southern California (USC) and the University of Idaho. In 1924, the University of Montana joined the league roster and in 1928, the PCC grew to 10 members with the addition of UCLA.

The Pacific Coast Conference competed as a 10-member league until 1950, with the exception of 1943-45 when World War II curtailed intercollegiate athletic competition to a minimum. During that time, the league's first commissioner was named. Edwin N. Atherton was Commissioner in 1940 and was succeeded by Victor O. Schmidt in 1944. In 1950, Montana resigned from the Conference and the PCC continued as a nine-team Conference through 1958.

In 1959, the PCC was dissolved and the Athletic Association of Western Universities (AAWU) was formed with Thomas J. Hamilton was appointed Commissioner of the new league. The original AAWU membership included California, Stanford, USC, UCLA and Washington. Washington State joined the membership in 1962, while Oregon and Oregon State joined in 1964. Under Hamilton's watch, the name Pacific-8 Conference was adopted in 1968. In 1971, Wiles Hallock took over as Commissioner of the Pac-8.

Ten years later, on July 1, 1978, the University of Arizona and Arizona State University were admitted to the league and the Pacific-10 Conference became a reality. In 1986-87, the league took on a new look, expanding to include 10 women's sports.

Thomas C. Hansen was named the Commissioner of the Pac-10 in 1983, a role he would hold for 26 years, and was succeeded by current Commissioner Larry Scott, who took on the new role in July 2009.

Currently, the Pac-12 sponsors 11 men's sports and 13 women's sports. Additionally, the Conference is a member of the Mountain Pacific Sports Federation (MPSF) in four other men's sports and three women's sports.

The Pac-12 Conference offices are located in the heart of San Francisco in the SOMA district.

NCAA TEAM TITLES BY CONFERENCE

Pac-12	529
Big Ten	314
SEC	232
Big 12	184
ACC	158

NCAA TEAM TITLES WON BY PAC-12 INSTITUTIONS

	Men's/Comb.	Women's	Total
Stanford	67	59	126
UCLA	75	43	118
USC	85	22	107
California	29	9	38
Oregon	19	14	33
Colorado	*24	3	*27
Arizona State	11	13	24
Utah	*13	9	*22
Arizona	7	12	19
Washington	-	7	7
Oregon State	4	-	4
Washington State	2	-	2

* Utah has won 12 NCAA skiing championships (11 combined and 1 men's). Colorado has won 19 NCAA skiing titles (8 combined and 11 men's).

Note: Does not include football championships, which the NCAA does not officially designate. Various polls and systems have been used to determine football champions. USC claims 10 titles, California 5, Washington 2, and Stanford and UCLA 1 each.

PAC-12 NCAA TEAM TITLES BY SPORT

	Men's/Comb.	Women's
Baseball	29	-
Basketball	16	4
Beach Volleyball	-	4
Boxing	4	-
Cross Country	16	13
Golf	16	19
Gymnastics	14	16
Rowing	-	10
Skiing	*31	*0
Soccer	7	7
Softball	-	24
Swimming & Diving	25	17
Tennis	54	24
Indoor Track & Field	8	11
Outdoor Track & Field	47	9
Volleyball	25	17
Water Polo	46	19
Wrestling	1	-

* Utah has won 12 NCAA skiing championships (11 combined and 1 men's). Colorado has won 19 NCAA skiing titles (8 combined and 11 men's).

INFORMATION

HERE'S UTAH

2020 OUTLOOK

PLAYER BIOS


COACHES & STAFF

SERIES HISTORY

2019 IN REVIEW

BOWL HISTORY

RECORD BOOK



The University of Utah campus, with an enrollment of more than 33,000, is nestled against the foothills of the Wasatch Mountains.

HERE'S UTAH



Utah Football Tradition

INFORMATION

HERE'S UTAH

2020 OUTLOOK

PLAYER BIOS

COACHES & STAFF

SERIES HISTORY

2019 IN REVIEW

BOWL HISTORY

RECORD BOOK



The Utes hoist the championship trophy after winning the 2009 Sugar Bowl over Alabama.

UTAH BOWL HISTORY SINCE 1990

1992	L	Washington State	Copper
1993	L	USC	Freedom
1994	W	Arizona	Freedom
1996	L	Wisconsin	Copper
1999	W	Fresno State	Las Vegas
2001	W	USC	Las Vegas
2003	W	Southern Miss	Liberty
2005 ('04)	W	Pittsburgh	Fiesta
2005	W	Georgia Tech	Emerald
2006	W	Tulsa	Armed Forces
2007	W	Navy	Poinsettia
2009 ('08)	W	Alabama	Sugar
2009	W	California	Poinsettia
2010	L	Boise State	Las Vegas
2011	W	Georgia Tech	Sun
2014	W	Colorado State	Las Vegas
2015	W	BYU	Las Vegas
2016	W	Indiana	Foster Farms
2017	W	West Virginia	Heart of Dallas
2018	L	Northwestern	Holiday
2019	L	Texas	Alamo

A TOP 25 PROGRAM

Utah has finished in the Top 25 on nine occasions since 2003, including three consecutive seasons from 2014-16. The Utes have also gone 12-3 in bowl games over the last 17 years.

WINNING PROGRAM

- Averaged nine wins per season since 2003 with seven 10-win seasons: 10-2 in 2003, 12-0 in 2004, 13-0 in 2008, 10-3 in 2009, 10-3 in 2010, 10-3 in 2015 and 11-3 in 2019.
- Nine finishes in the Top 25 polls since 2003: No. 21 in 2003 (AP), No. 4 in 2004 (AP), No. 2 in 2008 (AP), No. 18 in 2009 (AP), No. 23 in 2010 (Coaches), No. 21 in 2014 (AP), No. 17 in 2015 (AP), No. 23 in 2016 (AP) and No. 16 in 2019 (AP).

THE PAC-12 ERA

- Played in the last two Pac-12 Championship games after claiming the South Division title outright in 2018 and '19. Recorded their best league record (8-1) in nine years as a Pac-12 member in 2019. Also tied for the Pac-12 South title in 2015.
- Finished in the College Football Playoff top 25 five times: No. 22 in 2014, No. 22 in 2015, No. 19 in 2016, No. 17 in 2018 and No. 11 in 2019.
- Appeared in the CFP ranking every week for the first three years of the system (2014-16), made the rankings five times in 2018 and all six weeks of the 2019 season.
- Winning record in Pac-12 play in five of the past six years.

BOWL ROLL

- Fifteen bowl appearances in the last 17 years with a 12-3 record. Made nine consecutive bowl appearances from 2003-11 and have a current streak of six straight bowl games.
- Won nine-consecutive bowl games from 1999-2009 to tie for the second-longest bowl win streak in NCAA history.
- Five of Utah's nine consecutive bowl wins were against major conference opponents from the SEC (Alabama), Pac-12 (USC and California), ACC (Georgia Tech) and Big East (Pittsburgh).
- 2-0 in games that are now part of the CFP New Year's Six Bowls, defeating Pittsburgh in the 2005 Fiesta Bowl and Alabama in the 2009 Sugar Bowl.
- 17-6 all-time bowl record.

TOP COACHES

- Kyle Whittingham, in his 16th year as Utah's head coach, is the longest tenured Pac-12 coach at the same school.
- Whittingham has earned National Coach of the Year honors in two seasons, most recently winning the Dodd Trophy in 2019. In 2008, he was recognized by both the American Football Coaches Association (AFCA) and the Paul "Bear" Bryant Awards committee.
- Whittingham was a semifinalist for the Maxwell Football Club's George Munger Award in both 2014 and 2015.

- Whittingham's 11 bowl wins (11-3) tie him for second among active coaches and ranks in the top-10 all-time (including ties).
- Whittingham has 15 wins over ranked teams, including three in the top 10: No. 4 Alabama (2009), No. 5 Stanford (2013) and No. 8 UCLA (2014).
- Former head coach Urban Meyer won the George Munger Award as the national coach of the year in 2004.

ALL-AMERICANS

- Sixteen major first-team All-American honors since 2002.
- Alex Smith (QB) was a Heisman Trophy finalist and earned two National Player of the Year Awards (Sports Illustrated and The Sporting News) in 2004.
- Tom Hackett (2014 and '15) and Mitch Wishnowsky (2016) swept the Ray Guy Award as the nation's best punter three consecutive years.
- Matt Gay won the Lou Groza Award as the nation's top kicker in 2017.
- Eight Consensus First-Team All-America citations in the last 18 years: Jordan Gross (OL) in 2002, Eric Weddle (S) in 2006, Louie Sakoda (K) in 2008, Tom Hackett (P) in 2014 and '15, Mitch Wishnowsky (P) in 2016, Matt Gay (K) in 2017, and Bradley Anae (DE) in 2019.

ACADEMIC ALL-STARS

- Nine Academic All-America awards since 2000. First-team recognition was earned by Morgan Scalley (2003-04), Alex Smith (2004) and Louie Sakoda (2008).
- Louie Sakoda earned an NCAA Top VIII citation in 2008.
- Tied for the best NCAA Graduation Success Rate (GSR) in the Pac-12 Conference in 2019.
- Received an NCAA Public Recognition Award for the second consecutive year in 2020 for posting a multiyear Academic Progress Rate (APR) in the top-10 percent of their sport.

THE NEXT LEVEL

- Quarterback Alex Smith was the No. 1 pick in the 2005 NFL Draft.
- Four NFL first round draft picks and 11 others going in the second round since 2000. Six Utes have gone in the first three rounds of the draft the past two years.
- School-record eight NFL draft picks in 2017 led the Pac-12 and tied for third in the country. Seven Utes were selected in 2020.
- 43 NFL Draft picks over the last 12 years.

Utah Athletics History



Utah clinched the first of its back-to-back Pac-12 Conference South Division titles in 2018 with a win at Colorado.

The latest chapter in Ute athletics history began on July 1, 2011, when Utah officially became a member of the Pac-12 Conference. But Utah's reputation as an athletics power was established long before it joined the "Conference of Champions."

The move to the Pac-12 has fueled some of Utah's most successful seasons across a broad spectrum of sports in recent years. In the fall of 2019, Utah had its highest ranking ever in the Learfield/IMG College Director's Cup at No. 18. Skiing was crowned the NCAA Champion in both 2017 and '19. Gymnastics has captured four Pac-12 Conference championships and advanced to three of the last six NCAA finals. Football has played in back-to-back Pac-12 Conference Championship games after winning the South Division in 2018 and '19. Volleyball advanced to the NCAA regional semifinals for the second time in three years in 2019.

Baseball captured the 2016 Pac-12 Conference title—the school's first for a men's sport since joining the league—and softball made back-to-back NCAA Super Regional appearances in 2016 and '17. Soccer made the NCAA regional semifinals in 2016, while cross country made its third NCAA Championship appearance in five years in 2019. Men's tennis advanced to the NCAA Tournament in 2018 and '19.

Utah claims 27 national team titles and 115 individual national champions in its history, including 83 in skiing and 27 in women's gymnastics.

Football has a 688-467-31 all-time record in 126 seasons. In the mid-1990s, the Utes evolved into a national force and won nine consecutive bowl games from 1999-2009, tying for the second-longest bowl winning streak on record. The original "BCS Buster," Utah has gone 2-0 in games that are now part of the CFP New Year's Six with wins in the 2005 Fiesta Bowl (Pittsburgh) and 2009 Sugar Bowl (Alabama). The Utes have finished in the Top 25 national polls 10 times, including a No. 2 ranking in 2008, No. 4 in 2004 and No. 10 in 1994. Utah has sold out every game in Rice-Eccles Stadium since the 2010 opener.

Men's Basketball has thrived throughout its history, winning an NCAA Championship in 1944 and finishing as the runner-up in 1998. The Runnin' Utes also won national championships in 1916

(AAU) and 1947 (NIT). Utah advanced to its 10th NCAA Sweet 16 in 2015, and is one of seven programs that have reached the regional semifinals at least once every decade since the 1950s. Utah ranks in the NCAA's top 25 in all-time victories (1,836) and winning percentage (.642). Utah's 29 NCAA Tournament appearances and 38 NCAA Tournament wins also rank in the top 30.

Women's Gymnastics boasts 10 national championships and finished as the runner-up for the ninth time in 2015. Utah is the only school to qualify for all 38 NCAA Gymnastics Championships and has captured the most All-America awards. The Red Rocks also claimed the school's first-ever Pac-12 Championship in 2014 and captured the postseason trophy again in '15 and '17. Utah won the first-ever Pac-12 regular season title in 2020. Utah holds every gymnastics attendance record, including highest single-meet attendance (16,019 in 2015) and highest season attendance average (15,273 in 2020). Utah has led the nation in gymnastics attendance 36 times and won its 10th all-women's sports attendance title in 2019-20.

Women's Basketball has averaged more than 20 wins a season since its start back in 1974-75 and ranks in the NCAA top 25 in all-time winning percentage (.671). The Ute women have received 17 NCAA Tournament invites since 1982, advancing to the Sweet 16 twice and the Elite Eight in 2006. They have won 22 conference championships.

The **Men's and Women's Ski Team** has captured 12 NCAA Championships and 13 national titles all time, the last coming in 2019. **Volleyball** has participated in 16 of the last 22 NCAA Tournaments with four Sweet 16 finishes. **Softball** has qualified for the postseason 21 times (16 NCAA Regionals, 2 Super Regionals) and has five College World Series appearances (four NCAA). **Women's Soccer** has played in the NCAA Tournament eight times since 2002. **Baseball** has advanced to NCAA Regionals twice since 2009, the last coming during its Pac-12 championship season in 2016.

Other Ute athletic highlights include: **Men's Tennis** (2018 and '19 NCAA Championships, 24 conference championships), **Women's Tennis** (three-consecutive NCAA appearances from 2010-12), **Men's Swimming and Diving** (No. 22 NCAA finish in 2015, 24 conference championships), **Women's Swimming and Diving** (2006 MWC champion) and **Women's Cross Country** (2015, '16 and '19 NCAA Championships, and 1981 AIAW Division II National Champion).

SUCCESS IN THE CONFERENCE OF CHAMPIONS

Utah's football, men's basketball, gymnastics, skiing, softball, soccer, volleyball, cross country, baseball, men's and women's tennis, and men's swimming & diving programs have all finished among the best in the nation since moving to the Pac-12 Conference.



Salt Lake City

INFORMATION

HERE'S UTAH

2020 OUTLOOK

PLAYER BIOS

COACHES & STAFF

SERIES HISTORY

2019 IN REVIEW

BOWL HISTORY

RECORD BOOK



Adam Barker

Home to the University of Utah and the state's capital city, Salt Lake City blends the amenities of a major metropolitan area with beautiful natural surroundings.

Featuring the majestic 11,000-foot peaks of the Wasatch Mountains to the east, and the Great Salt Lake and Oquirrh Mountains to the west, Salt Lake City is surrounded by majestic views in all directions. U.S. News & World Report ranked Salt Lake City as one of the "top 15 best places to live" in recent years. Its metro area population of 1.1 million ranks in the top 50 in the United States.

LIVING IN SALT LAKE

Named one of America's top-five friendliest and most-attractive cities by Travel+Leisure magazine, Salt Lake is the largest city in the state with 200,544 residents. Salt Lake City ranked No. 5 on Forbes' annual list of "America's Fastest-Growing Cities" in 2016. The population along the Wasatch Front, which includes Ogden and Provo, has swelled to more than 2.4 million.

Its literacy rate, percentage of high school graduates, and percentage of college-educated citizens ranks among the best in the nation. Salt Lake has a moderate four-season climate, averaging 237 days of sunshine per year and 15% humidity.

With projects ranging from the renovation of historic buildings to the construction of new office towers, condominiums and apartments, a growing number of people not only work but live in the downtown area, and one in six residents is now in their 20s. Citing professional opportunities and quality of life, WalletHub named Salt Lake City the No. 1 place to start a career in May 2016.

ENTERTAINMENT

Salt Lake City features a wide range of dining options, live music, two large modern malls, a diverse array of specialty stores, art galleries, professional symphony, opera, theater, dance, and cultural and ethnic festivals. It was rated No. 3 among the "Best Cities for Young Professionals" by Forbes in 2017 and was cited as having the "No. 5 Best Downtown in America" by Livability.com.

The city played host to the 2002 Winter Olympics. The opening and closing ceremonies and the athletes' village were located on the U. campus. Salt Lake City annually joins forces with nearby resort town Park City to host the Sundance Film Festival.

Professional sports franchises in Salt Lake City include the Utah Jazz of the NBA, Real Salt Lake of Major League Soccer and Utah Royals of the National Women's Soccer League. Other franchises are the Salt Lake Bees (AAA baseball), Utah Grizzlies (hockey), Utah Warriors (Major League Rugby), the Real Monarchs (USL soccer).

OUTDOOR RECREATION

Some of the best skiing, fly fishing, hiking, mountain biking, rock climbing and river running found anywhere in the world is easily accessible. Eleven major ski resorts are within an hour drive from "Sky City." A pair of those resorts were listed among the "Top 10 in North America" by Forbes in November 2018, including No. 3 Snowbird and No. 4 Alta. Ten national parks are within a day's drive.

With so many recreational opportunities so readily available, Salt Lake was recognized as the eighth-fittest city in America by the Huffington Post and first for life expectancy by Livability.com in 2016.

BUSINESS

Forbes has named Utah the "Best State for Business and Careers" six times in the past 10 years, recognizing Salt Lake City as one of the major industrial banking, healthcare and transportation centers in the U.S. Utah's employment has expanded at the third-best rate in the U.S. over the past five years at 3.3 percent. Several publications have taken note of Salt Lake's high number of creative class workers—including artists, scientists, engineers, and others in technology fields—with the "Silicon Slopes" growing exponentially on the south end of the metro area. A study released by the Kem C. Gardner Policy Institute in the fall of 2019 rated Utah's tech job growth as the second fastest in the nation at 4.9 percent per year over the last 10 years. Amazon rated Utah the "Most Entrepreneurial State" in 2018. The Salt Lake Convention Center will add a new 740-room anchor hotel in the fall of 2022.

TRANSPORTATION

Salt Lake International, a Delta Airlines hub and one of America's best "on-time" airports, is located just 20 minutes from campus and is undergoing a \$3.6 billion redevelopment. It offers direct flights to 84 U.S. destinations and 11 international cities and handled 26.8 million passengers in 2019. TRAX light rail provides access to downtown Salt Lake, the University of Utah, the airport and many of the suburbs.

BEST CITY

The hub for one of Forbes' best states for business and careers, one of America's most livable downtowns, and the gateway to some of the best outdoor recreation anywhere, Salt Lake City has something for everyone.



Founded in 1850, the University of Utah prepares students to live and compete in the global workplace. The U encompasses 1,500 acres in the foothills of the Wasatch Mountain range. Utah became a member of the Pac-12 Conference on July 1, 2011.

With an enrollment of over 32,000, the U offers 100 undergraduate and more than 90 graduate level fields of study. In 2019, the University of Utah became one of the newest members of the prestigious Association of American Universities, which for more than 100 years has recognized the most outstanding academic institutions in the nation. Utah is now one of 65 AAU institutions, with only 34 of those members coming from Power 5 conferences.

The U offers nationally-ranked programs in law, pharmacy, mathematics, business, biomedical engineering, family medicine, social sciences and humanities, fine arts, education, architecture, entertainment arts and engineering. The U was ranked No. 11 in the nation for value according to the 2019 Wall Street Journal/Times Higher Education College Rankings.

RESEARCH

The University of Utah surpassed the threshold of 515 million in research dollars in 2019 and was rated No. 1 for commercializing technology innovations according to the Milken Institute's 2017 ratings.

Geneticist Mario R. Capecchi received the 2007 Nobel Prize in Physiology or Medicine for his work on gene targeting. Çağan Şekerciöğlü, assistant professor of biology, won the Scientific and Technical Research Council of Turkey's highest prize for 2014. Peter J. Stang, distinguished professor of chemistry, received the 2013 Priestley Medal and 2011 National Medal of Science for his pioneering work in supramolecular chemistry.

TECHNOLOGY AND COMPUTER SCIENCES

The U's entertainment arts and engineering program has been ranked regularly among the top three in the U.S. over the last decade according to Animation Career Review. The University's computer science program, which earned a top 50 ranking in 2019, was founded in 1965 and began a pioneering legacy in computer graphics and visualization that continues today.

The College of Engineering was ranked No. 55 by U.S. News & World Report for 2020. The Scientific Computing & Imaging Institute is internationally recognized.

MEDICINE

University of Utah Hospitals and Clinics, a Level I trauma center, has earned a top-10 ranking among academic medical centers for patient care 10 years in a row. U.S. News & World Report placed the school of medicine's programs in primary care, pharmacy, physical therapy, physician assistant, and nursing in the nation's top 30.

The U's surgeons were the first in the world to conduct a permanent artificial heart implant in 1982. More recently, the Utah Genome Project is one of several innovative medical research programs at the U. Other notable programs include the nationally-recognized Huntsman Cancer Institute, the Clinical Neurosciences Center and the Moran Eye Center.

BUSINESS SCHOOL

The David Eccles School of Business' undergraduate program has been rated among the top 60 by U.S. News & World Report for the past seven years. The graduate accounting program was rated top 35. The school was also ranked No. 10 for entrepreneurship by U.S. News & World Report in 2020.

COLLEGE OF LAW

The S.J. Quinney College of Law was ranked 47th in the nation by U.S. News & World Report for 2020. It also earned top 20 ratings for practical training, as well as its public defender/prosecutor law and environmental law programs.

COLLEGE OF EDUCATION

Utah's College of Education has soared eight spots over the past two years in the U.S. News & World Report rankings, coming in at No. 64 for 2020. Its special education and master's programs were also highly rated by College Choice.

CAMPUS LIFE

A lively residential living experience is provided in the beautiful Heritage Commons, which served as the Athletes Village for the 2002 Winter Olympics. The Donna Garff Marriott Honors Residential Scholars Community, the George S. Eccles Student Life Center, and the Lassonde Studios for housing student entrepreneurs have opened in recent years. The new Kahlert Village south campus housing development, featuring four theme communities and nearly 1,000 beds, opens the fall of 2020.

A TOP TIER UNIVERSITY

The U joined the prestigious Association of American Universities in 2019. Utah is now one of 65 AAU institutions, with only 34 of those members coming from Power 5 conferences.



Utah Traditions

INFORMATION

HERE'S UTAH

2020 OUTLOOK

PLAYER BIOS

COACHES & STAFF

SERIES HISTORY

2019 IN REVIEW

BOWL HISTORY

RECORD BOOK



Time to "Light the U" and sing the school fight song with the MUSS after another Utah home victory.

SWOOP

Utah introduced its mascot in 1996. "Swoop" represents a red-tailed hawk, a bird indigenous to the state of Utah.



The University of Utah officially adopted the nickname "Utes" for its athletic teams in 1972. The school uses the nickname with permission of the Ute Tribal Council.

"What is a Ute?" The Utes are an Indian tribe that originally settled Utah. Two of the more common definitions of Ute are "top of the mountains" and "people of the mountains." Other references have Ute defined as "land of the sun." The Utes refer to themselves as "Noochew," meaning "the People."

There are four Ute tribes: The Northern and White Mesa Tribes are based in Utah, while the Southern and Ute Mountain Tribes are in Colorado. The Northern Utes are most closely affiliated with the University of Utah and have a tribal membership of around 3,000. Many of them live on the Uintah and Ouray reservation. The Utes operate their own tribal government, oversee approximately 1.3 million acres of trust land and operate several businesses.

"The Pride of Utah"

Marching Utes began in the 1940s as a military band. In the turbulent '60s, support for the band dwindled, and in 1969, the Associated Students for the University of Utah (ASUU) discontinued its funding. The band was revived in 1976, and since then, the "Pride of Utah" Marching Utes have performed at all home football games, as well as numerous NFL and college bowl games.

To the victor goes the **Beehive Boot**. The authentic pioneer boot has been awarded annually since 1971 to the Utah school with the best record against instate foes. The schools that compete for the

boot are Utah, BYU and Utah State. In its 46-year history, the Beehive Boot has been awarded to Utah 18 times (1978, '88, '93, '94, '95, '99, 2002, '03, '04, '05, '08, '11, '13, '15, '16, '17, '18, '19), BYU 22 times and Utah State 10 times.

The **Block U** (elevation 5,300 feet above sea level) was built on Mount Van Cott bordering the Utah campus in 1907. Originally built with limestone, the Block U was later replaced by a cement version. In 1969, the design was modified and 124 lights were installed. A fund-raising campaign in 2006 raised \$400,000 to renovate the aging landmark. Slabs of concrete and steel rebar now reinforce the 5,000-square feet of surface area.

Another major improvement was the installation of LED red and white lights, which are controlled through a wireless system. Lights on the 100-foot-tall landmark are illuminated primarily for athletic events and to notify people in the Salt Lake valley that the Utes are playing at home. After Utah victories, the football team gathers in front of the MUSS to **Light the U** and sing the school fight song.



Meet Us in the MUSS



The MUSS, one of the most avid and vocal student fan clubs in the nation, is nearly 6,000 strong at Ute home football games. The name MUSS was originally derived from the school fight song lyrics (... No rival band of college fans dare meet us in the muss). Members now refer to MUSS as an acronym for "Mighty Utah Student Section."

The MUSS turns 19 years old this season. Originally known as the Student Fan Club and the Utah Fan Club, the group adopted the name MUSS for the 2002 football season.

MUSS members are easily identified by their customized t-shirts and their policy of standing throughout the entire game. They have a number of other traditions during football games, including the Third Down Jump, in which members jump around and make noise every time the opposing team prepares for a third down play. Other rituals include the U of U Chop, which occurs every time the band plays a specific percussion song and involves MUSS members forming a U with their hands and "chopping" to the beat of the music, and the First Down Chant (members raise their hands in unison, yelling "first down," and mimic the referees by pointing their arm in the direction of the first down).



The line of "fives" hanging in front of the MUSS section refers to the False Start Tally. Whenever the opposing team is charged with a false start, the MUSS hangs a numeral five in front of its section indicating a five-yard penalty.

Every time the Utes score, the band plays the school fight song, signaling the MUSS to sing along to the words of the Utah Fight Song. After every game, Ute team members congregate in front of the MUSS section and join in the singing of the Utah Fight Song.

Watch for the MUSS to regularly "Throw up a U," a tradition that began at the Utah women's gymnastics meets in 2001 and soon caught on with all the Ute teams and fans. It involves forming the U mentioned in the U of U Chop and raising it toward the sky.

The MUSS currently sponsors fan clubs for the Utah football, men's basketball, volleyball and gymnastics teams. The football team began sporting a MUSS decal on the back of its helmets in 2004.

UTAH FIGHT SONG

VERSE

*I am a Utah man/fan, sir, and I live across the green.
Our gang, it is the jolliest that you have ever seen.
Our students are the finest and each one's a shining star.
Our yell, you hear it ringing through the mountains near
and far.*

CHORUS

*Who am I, sir? A Utah Man or/Fan am I. A Utah Man or/
Fan, sir, and will be 'til I die; Ki-yi!*

VERSE

*We're up to snuff; we never bluff, we're game for any fuss.
No rival band of college fans dare meet us in the muss.
So fill your lungs and sing it out and shout it to the sky,
we'll fight for dear old Crimson, for a Utah Man or/Fan
am I.*

CHORUS (same)

VERSE

*And when we prom the avenue, all lined up in a row, and
arm in arm and step in time as down the street we go.
No matter if a freshman green or in a senior's gown, the
people all admit we are the warmest gang in town.*

CHORUS (same)

VERSE

*We may not live forever on this jolly good old sphere, but
while we do we'll live a life of merriment and cheer. And
when our college days are o'er and night is drawing nigh,
with parting breath we'll sing that song: "A Utah Man or/
Fan Am I." Go Utes!*



Who's Who at the U

INFORMATION

HERE'S UTAH

2020 OUTLOOK

PLAYER BIOS

COACHES & STAFF

SERIES HISTORY

2019 IN REVIEW

BOWL HISTORY

RECORD BOOK



The University of Utah boasts many distinguished alumni, among them professional athletes, inventors, actors, politicians, educators, entrepreneurs, authors, university and church presidents and scientists.

- Jamal Anderson, 1999 NFL Pro Bowl, led NFC in rushing
- Mike Anderson, 2001 NFL Offensive Rookie of the Year
- Rocky Anderson, former mayor of Salt Lake City
- Alan Ashton, co-founder of WordPerfect Corp.
- Zane Beadles, 2014 Super Bowl starter, 2012 Pro Bowl
- Terrel H. Bell, former U.S. Secretary of Education
- Bob Bennett, former U.S. Senator
- Andrew Bogut, 2015 NBA champion with Golden State, No. 1 draft pick in 2005
- Nolan Bushnell, co-founder of Atari and inventor of Pong
- Orson Scott Card, award-winning science fiction author
- Ron Carlson, award-winning fiction author
- Ed Catmull, co-founder and president of Pixar, Disney Animation
- Jim Clark, co-founder of Silicon Graphics, Netscape, WebMD
- Stephen Covey, authored The 7 Habits of Highly Effective People
- C.J. Cron, Detroit Tigers 1B/DH, 2011 MLB first round draft pick
- Keene Curtis, Tony Award winning actor
- Andre Dyson, 2006 Super Bowl starter
- Kevin Dyson, "Music City Miracle" put Titans in 1999 Super Bowl
- Spence Eccles, prominent financier and philanthropist
- Larry EchoHawk, former head of the Bureau of Indian Affairs
- LaVell Edwards, former BYU football coach
- Luther Elliss, two-time NFL Pro Bowler
- Lily Eskelsen, vice president of the National Education Association
- David Evans, groundbreaking computer scientist
- Richard Paul Evans, authored best seller The Christmas Box
- Arnie Ferrin, NBA, former Utah athletics director
- Mark Fuller, president and CEO of WET Design, world-famous fountains
- Jake Garn, former U.S. Senator
- E. Gordon Gee, former president of Ohio State University
- Larry Gluth, president of Bobby Dodd Institute, former Sr. V.P. of Habitat for Humanity
- Bill Gore, inventor of Gore-Tex fabric
- Henri Gouraud, computer scientist invented Gouraud shading
- Jordan Gross, 2004 Super Bowl starter and two-time Pro Bowl starter
- Lee Grosscup, popularized "shovel pass," former ABC football analyst
- Ann Weaver Hart, 21st president of University of Arizona
- Gordon B. Hinckley, 15th president of the Mormon Church
- Jon. M. Huntsman Jr., former U.S. Ambassador to Russia and governor of Utah
- Mickey Ibarra, former White House director of intergovernmental affairs
- Robert Jarvik, MD, inventor of the Jarvik-7 artificial heart

- Alan C. Kay, innovator of overlapping windows concept for PCs
- Frederick Kempe, president and CEO of the Atlantic Council
- Kay Atkinson King, a director for the U.S. House of Representatives
- Blaine Lindgren, Olympic silver medalist in track
- Missy Marlowe, Olympic gymnast, NCAA champion
- J. Willard Marriott, founder of Marriott International Inc.
- Mike McCoy, former head coach of NFL's San Diego Chargers
- Bob McDonald, former chair, president and CEO of Proctor & Gamble
- David O. McKay, ninth president of the Mormon Church
- Andre Miller, ranks in the NBA's top 10 in career assists
- Wat Misaka, only Japanese-American to play in the NBA
- Leilani Mitchell, 11-year WNBA point guard
- Charles K. Monfort, owner/general partner of the Colorado Rockies
- Thomas S. Monson, 16th president of the Mormon Church
- John Naisbett, author of the bestseller Megatrends
- David Neeleman, founder and former CEO of JetBlue Airways
- John C. Nelson, MD, advisor to the National Institutes of Health
- Martin Newell, computer scientist invented the Utah teapot
- John Nogawski, former president and COO for CBS TV distribution
- Raymond Noorda, former president, CEO and chair of Novell Inc.
- Jody Olsen, former deputy director of the Peace Corps
- Martha Raddatz, chief global affairs correspondent for ABC News
- Simon Ramo, scientist developed the intercontinental ballistic missile
- Calvin Rampton, Utah's only three-term governor
- Eric Rowe, 2017 Super Bowl champion with New England
- Holly Rowe, ESPN sideline reporter and play-by-play
- John W. Ryan, former president of Indiana University
- Cecil O. Samuelson, 12th president of BYU
- John Schullian, award-winning writer for Sports Illustrated, Chicago Sun Times
- George Seifert, former NFL coach won two Super Bowls
- Rocco Siciliano, special assistant to President Eisenhower
- Alex Smith, No. 1 NFL draft pick in 2005, two NFL Pro Bowls
- Steve Smith, NFL's top 10 in career receiving yards, NFL Network analyst
- Wallace Stegner, Pulitzer Prize winning author
- Jane Summerhays, Tony Award-nominated actress
- Laurel Thatcher, Pulitzer Prize-winning historian
- Keith Van Horn, No. 2 NBA draft pick averaged 16 pts in 10-year career
- Olene Walker, first woman governor of Utah
- John Warnock, co-founder of Adobe Systems Inc.
- Eric Weddle, five-time NFL All-Pro safety
- Brad Wilkins, architect of the world's tallest building, the Burj Khalifa of Dubai
- Terry Tempest Williams, author and environmentalist
- Larry Wilson, NFL Pro Football Hall of Fame
- Evelyn Wood, speed reading innovator

Academic Success



Utah football players work with academics coordinator Cyrus Satoafaiga on a daily basis.

INFORMATION

HERE'S UTAH

2020 OUTLOOK

PLAYER BIOS

COACHES & STAFF

SERIES HISTORY

2019 IN REVIEW

BOWL HISTORY

RECORD BOOK

ACADEMIC ALL-AMERICANS

- 1964 Mel Carpenter
- 1970 Scott Robbins
- 1971 Scott Robbins*
- 1973 Steve Odom*
- 1974 Chuck Cole
- 1976 Dick Graham*
- 1984 Andre Guardi
- 1985 Andre Guardi
- 1996 Chad Folk
- 2000 Kimball Christianson
- 2002 Brooks Bahr
- 2003 Morgan Scalley*
- 2004 Morgan Scalley*
- 2004 Alex Smith*
- 2005 Spencer Toone
- 2008 Louie Sakoda*
- 2009 Zane Beadles
- 2016 Hunter Dimick

*First team

2019 ACADEMIC ALL-PAC-12

Student-athletes with cumulative GPAs of 3.3 or above and have served at least one year in residence at the institution are eligible.

- Stone Azarcon So. . . . DB. . . . Denver, Colo.
- London Bartholomew Jr. . . . OL. . . . Mesa, Ariz.
- Britain Covey Jr. . . . WR. . . . Provo, Utah
- Braeden Daniels. Fr. . . . OL. . . . Carrollton, Texas
- Solomon Enis So. . . . WR. . . . Phoenix, Ariz.
- Cole Fotheringham So. . . . TE San Clemente, Calif.
- R.J. Hubert. So. . . . DB. . . . Logandale, Nev.
- Jaylon Johnson Jr. . . . DB. . . . Fresno, Calif.
- Drew Lisk Jr. . . . QB. . . . Draper, Utah
- Paul Maile. Fr. . . . OL. . . . Salt Lake City
- Keegan Markgraf. Jr. . . . SN. . . . Hamilton, Ont.
- Terrell Perriman Fr. . . . WR. . . . Miami, Fla.
- Fua Pututau Fr. . . . DE. . . . Salt Lake City
- Thomas Yassmin Fr. . . . TE Sydney, Australia

"Athletics opened the door for me to receive an education that otherwise would not have been accessible to me. To earn a degree and play football for the University of Utah has been an experience that brought countless memories and lessons learned. None of this would have been possible without the support of my Utah family."

Hunter Dimick
 2016 Academic All-American, NFL Free Agent Signee with Jacksonville



Utah's student-athletes have access to an expansive computer lab and group study areas in the newly-remodeled Burbidge Family Athletics Academic Center.



Rice-Eccles Stadium

INFORMATION

HERE'S UTAH

2020 OUTLOOK

PLAYER BIOS

COACHES & STAFF

SERIES HISTORY

2019 IN REVIEW

BOWL HISTORY

RECORD BOOK



THE PRESENT ...

Ute fans have filled Rice-Eccles Stadium to capacity for 64 consecutive games dating back to the 2010 opener.

SEASON ATTENDANCE AVERAGES

1.	46,533	2015
2.	46,506	2016
3.	46,462	2019
4.	46,436	2014
5.	46,332	2018
6.	45,913	2017
7.	45,585	2008
8.	45,459	2010
9.	45,347	2012
10.	45,194	2013

RICE-ECCLES STADIUM TOP CROWDS

1.	47,825	2015	Michigan
2.	47,801	2016	Washington
3.	47,798	2015	California
4.	47,619	2014	USC
5.	47,528	2014	Oregon
6.	47,445	2018	Washington
7.	47,307	2019	UCLA
8.	46,915	2016	BYU
9.	46,879	2019	Colorado
10.	46,768	2003	California
11.	46,626	2019	California
12.	46,522	2010	TCU
13.	46,488	2008	Brigham Young
14.	46,405	2018	USC
15.	46,402	2019	Arizona State

Capacity: 45,017 from 1998-2013; 45,807 2014-Present

RICE-ECCLES FACTS

- First Game: Sept. 12, 1998
- Seating Capacity: 45,807
- Largest Crowd: 47,825
- Chair Seats: 15,015
- Suites: 25
- Surface: FieldTurf

With its striking design, stunning mountain backdrop and panoramic views, Rice-Eccles Stadium is recognized as one of the most beautiful college stadiums in the country. While the exterior scenery is captivating, the charged atmosphere inside Rice-Eccles Stadium makes it one of the 25 "toughest stadiums in the country" for opposing teams according to Bleacher Report.

It is also a venue that will take on a significantly different look over the next year. An \$80 million expansion and renovation of Rice-Eccles Stadium is underway, scheduled to be completed for the 2021 season. The project has been funded in part by a lead gift of \$175 million from the Ken Garff family, which is the largest donation in Utah Athletics history. The new south end zone structure will be named the Ken Garff Performance Zone.

"The success of our student-athletes and our department relies on the extraordinary generosity of our supporters, and the Garff family has been instrumental in elevating Utah Athletics to unimaginable heights," said Director of Athletics Mark Harlan. "This transformational commitment from the Garffs will impact thousands of student-athletes, staff, coaches and fans for years to come, and we are forever grateful for their kindness and support of our University."

No state or taxpayer dollars will be used. The current structure, built in 1982, was the only piece of old Rice Stadium retained when the current structure opened on the same grounds in 1998. The project will enclose the stadium bowl by connecting the east and west concourses on the south end.

Seating capacity will be increased from 45,807 to 51,444 with the addition of over 1,000 bleacher

seats. The fan experience will be enhanced by the addition of premium seating options in luxury suites, loge boxes, ledge and rooftop areas. A field-level club and outdoor patio, recruiting lounge, and full-service kitchen are also included in the new structure, as are additional points of sale for concessions and restrooms.

The dilapidated locker and meeting rooms below the current south end zone stands are being replaced and modernized, along with new spaces created for coaches, officials, athletic training, equipment, press operations and the band. The 7,800-square foot south end zone videoboard will remain in its current place.

Fueling the expansion has been Utah's tremendous fan support in recent years. Entering this season, the Utes have played in front of 64-straight home sellouts (60 which exceeded the seating capacity) extending back to the 2010 opener against Pittsburgh. In its first 22 years, there have been 83 total standing-room-only crowds.

The venue's seating capacity was increased from 45,017 to 45,807 in 2014, and as a result, the top six season attendance averages and 12 of the top 15 single-game crowds in Rice-Eccles Stadium history were recorded in the last six years. The Utes averaged a school-record 46,533 fans per game in 2015, when they also recorded their best single-game attendance mark of 47,825 vs. Michigan. Dating back to its 13-0 Sugar Bowl campaign of 2008, Utah's average attendance has exceeded the stadium's capacity for 12 consecutive years.


Opened in 1998 on the grounds of the old Ute (1927-71) and Rice (1972-97) stadiums, Rice-Eccles Stadium has continued to receive upgrades in ensuing years. The latest was a state-of-the-art video scoreboard completed in the summer of 2016. Measuring 122 x 64 feet and rising 137

Rice-Eccles Stadium



THE FUTURE ...

Rice-Eccles Stadium is undergoing an \$80 million south end zone renovation and expansion that will be completed before the 2021 season.



feet above ground, it is one of the largest college football video boards in the country. It features a high definition display with a 16:9 aspect ratio. The enhanced software to run the board delivers some of the best special effects in the sports industry and synchronizes with the LED boards in the north end zone.

Another improvement in 2016 was a distributed sound system that enhances the sound quality in every section of Rice-Eccles Stadium while also reducing noise to the surrounding community.

Rice-Eccles Stadium has also hosted a number of other major sporting events, the most prominent being the Opening and Closing Ceremonies of the 2002 Salt Lake Olympic Winter Games.

The initial groundwork for Rice-Eccles Stadium began in 1996, when a fundraising campaign was initiated to replace an aging 32,500-seat structure. A lead gift of \$10 million soon came in from the George S. and Dolores Dore Eccles Foundation, steered by former Ute All-America skier Spence Eccles. The total construction costs ran \$50 million.

Preliminary construction work began in the summer of 1997. Two days after the final home game that fall, wrecking crews moved in and demolished Rice Stadium. Only the south end zone bleachers and the Rice name (Robert L. Rice contributed \$1 million in the 1972 renovation) would carry over to the new venue. Rising from the rubble less than 10 months later was Rice-Eccles Stadium, an imposing concrete, steel and glass edifice that dominates the Salt Lake skyline.

Visible for miles is the stadium box, located 14 stories above ground and encased in a 400-square-foot expanse of tempered glass. The box is supported by twin towers containing four high-speed elevators. Occupants of the stadium box are treated to sweeping views of the Wasatch Mountains to the east and

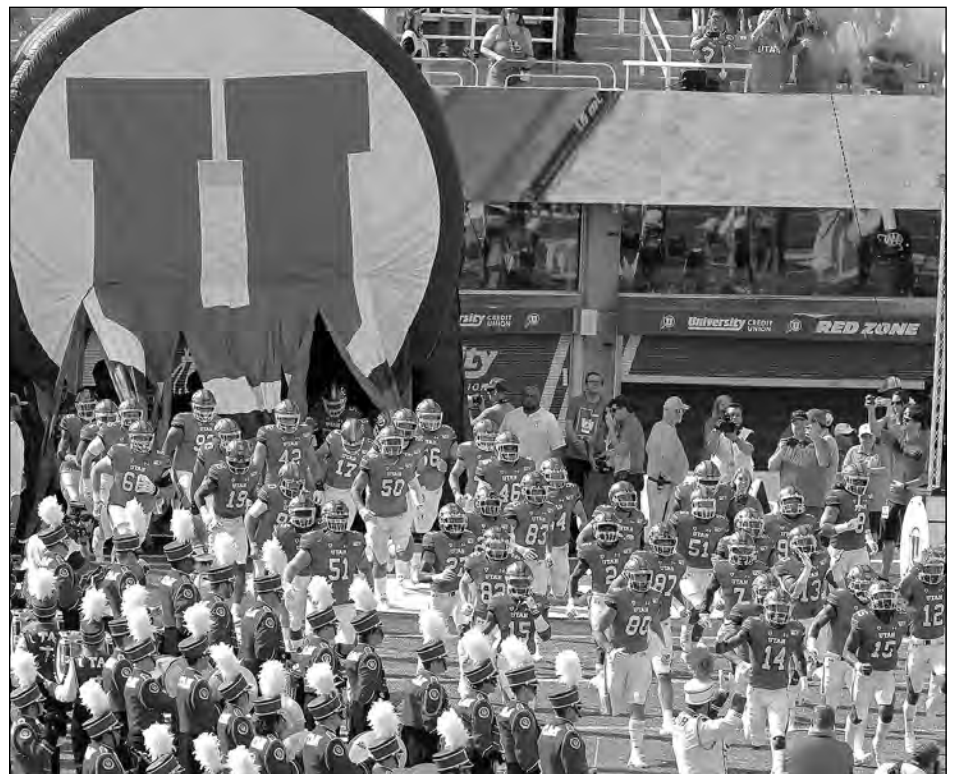
downtown Salt Lake City, the Great Salt Lake and the Oquirrh Mountains to the west.

The Cleone and Spence Eccles Scholarship Box on Level 4 seats 450 and has indoor-outdoor seating, along with eight suites. The Mezzanine on Level 5 provides another 17 suites.

Level 6 contains the John Mooney Working Press Area, named in honor of the late Ute football writer and Salt Lake Tribune sports editor, and booths for television and radio (among them the Bill Marcroft

Radio Booth, named for the former longtime "Voice of the Utes"). The press, TV and radio sections open into the Varsity Reception area, which seats 400 for dining.

The stadium floor has also changed with the times. A FieldTurf surface with CoolPlay cork infill was installed in September 2015, marking the third version of FieldTurf laid down in Rice-Eccles since 2002. Previous surfaces (dating back to Ute Field) were natural grass from 1927-71 and again in 2000-01, AstroTurf from 1972-95 and SportGrass from 1995-99.





Spence & Cleone Eccles Football Center

INFORMATION

HERE'S UTAH

2020 OUTLOOK

PLAYER BIOS

COACHES & STAFF

SERIES HISTORY

2019 IN REVIEW

BOWL HISTORY

RECORD BOOK



STATE OF THE ART HOME OF THE UTES

- Includes 150,000-square feet of offices, meeting rooms, player and staff locker rooms, players' lounge, auditorium and two outdoor patios.
- All Utah student-athletes utilize the building's cafeteria and technologically advanced sports medicine and rehabilitation center.
- Attached to the 19,000-square foot Alex Smith Sports Performance Center. Within close proximity to the 74,000-square foot Spence Eccles Field House.

The Utes call home one of the premier training facilities in all of college athletics. The Spence and Cleone Eccles Football Center, a 150,000-square foot, \$32 million, state-of-the-art building, was officially dedicated in August of 2013.

The Spence F. and Cleone P. Eccles Family Foundation supplied the lead gift for the facility, with additional major grants from the George S. and Dolores Doré Eccles Foundation and the Sorenson Legacy Foundation.

The Eccles Football Center is equally beautiful as it is functional. The three-story structure features two courtyards and large sweeping glass windows, which provide picturesque views of the Wasatch Mountains to the south and east, and downtown Salt Lake City and the Oquirrh Mountains to the west.

The facility includes a 6,500-square foot locker room. Each of the program's 125 players is allocated a custom-crafted locker with roomy and ventilated space, and secure storage for personal belongings. Charging stations for portable electronic devices are also included.

A spacious 3,600-square foot players' lounge, featuring numerous large flat-screen HD televisions, billiard games, a hydration station and group study areas, spills out to a sprawling two-tiered observation deck overlooking the practice fields. Providing great views of the Salt Lake valley



and Rice-Eccles Stadium, the deck has already proven to be a popular place for team get-togethers and alumni events.

The facility houses over 47,000-square feet of offices, meeting rooms and an auditorium. Each member of the coaching staff is provided with a professional and comfortable office, equipped with the latest technology for maximum efficiency. The building also features a new and expanded 6,500-square foot Utah Football Hall of Fame.



And, the building isn't just for football; the training, rehabilitation and nutritional needs of every Utah student-athlete have been enhanced greatly by the new facility. The Zane Beadles Athletic Training Room, a technologically advanced 17,000-square foot space, includes a dedicated hydrotherapy center and allows the Utah sports medicine staff to utilize cutting edge rehabilitation and therapy techniques. The building also houses a 250-seat cafeteria, serving meals tailored to the specific diets of student-athletes.

The Eccles Football Center is attached to the 19,000-square foot Alex Smith Sports Performance Center, which opened in the summer of 2009. The Spence Eccles Field House, a 74,000-square foot indoor training facility that opened in 2004, sits adjacent to the football center.

In terms of both amenities and size, the Utah football program is assured of having one of the finest training complexes in the nation well into the heart of this century.



Britain Covey, a dynamic return specialist and Utah's top receiver as a freshman and sophomore, returns from a redshirt season in 2019.

2020 OUTLOOK



Personnel Picture

INFORMATION

HERE'S UTAH

2020 OUTLOOK

PLAYER BIOS

COACHES & STAFF

SERIES HISTORY

2019 IN REVIEW

BOWL HISTORY

RECORD BOOK

ALL-AMERICA CANDIDATES

Brant Kuithe, TE
Devin Lloyd, LB
Mika Tafua, DE
Britain Covey, RS

ALL-PAC-12 CANDIDATES

Britain Covey, WR/RS
Braeden Daniels, OL
Nick Ford, OL
Brant Kuithe, TE
Ben Lennon, P
Devin Lloyd, LB
Simi Moala, OL
Viane Moala, DT
Hauati Pututau, DT
Mika Tafua, DE
Orlando Umana, OL

STARTERS RETURNING (12)

OFFENSE (7)

- LG 71 **Braeden Daniels** (So., 6-4, 300)
Stated all 14 games as redshirt freshman
- C 50 **Orlando Umana** (Sr., 6-4, 340)
Started 25 of 39 career games played;
honorable mention All-Pac-12
- RG 55 **Nick Ford** (Jr., 6-5, 324)
Started all 14 games 2019; 21 of 25 career;
honorable mention All-Pac-12
- RT 69 **Simi Moala** (So., 6-7, 305)
Played in all 14, started 12, as RS-Fr;
honorable mention All-Pac-12
- WR 1 **Bryan Thompson** (Jr., 6-2, 205)
Team-best 25.6 ypc (18-461, 3 TD) in 2019
- TE 80 **Brant Kuithe** (Jr., 6-2, 235)
9 TDs (6 rec., 3 rush.) 2nd-best on team;
leading receiver, 34-602-177
- TE 89 **Cole Fotheringham** (Jr., 6-4, 252)
Started all 14 games; 16-156-9.8, 1 TD

DEFENSE (2)

- RE 42 **Mika Tafua** (Jr., 6-3, 258)
13-game starter in '19 with 4 FR, 3.0 sacks,
8.5 TFL, 47 tackles; hon. mention All-P12
- LB 20 **Devin Lloyd** (Jr., 6-3, 235)
Team-leading 91 tackles; No. 2 with 6.5
sacks, 11.0 TFL; INT-TD; hon. mention All-P12

SPECIALISTS (3)

- PK 97 **Jadon Redding** (So., 5-11, 190)
Perfect 56-56 on PATs to tie school record
for season; 10-13 field goals
- P 33 **Ben Lennon** (So., 6-2, 205)
Averaged 40.9 per punt with long of 62;
20 punts inside the 20 & only 2 TBs
- LS 93 **Keegan Markgraf** (S4., 6-3, 2315)
Averaged 40.9 per punt with long of 62;
20 punts inside the 20 & only 2 TBs

LETTERMEN RETURNING (55)

OFFENSE (31)

London Bartholomew, OL; Micah Bernard, RB; Keaton Bills, OL; Devin Brumfield, RB; Britain Covey, WR (2015, '18); Braeden Daniels, OL; Solomon Enis, WR; Luke Felix-Fualalo, OL; Nick Ford, OL; Cole Fotheringham, OL; Cameron Gardner, WR; Mufi Hill-Hunt, TE; Falcon Kaumatule, OL; Brant Kuithe, TE; Sataoa Laumea, OL; Drew Lisk, QB; Johnny Maea, OL; Paul Maile, OL; Simi Moala, OL; Samson Nacua, WR; Ali'i Niumatalolo, TE; Bamidele Olaseni, OL; Kyrese Rowan, WR; Dylan Slavens, WR; Bryan Thompson, WR; Dominique Thompson, WR; Orlando Umana, OL; Devaughn Vele, WR; Jordan Wilmore, RB; Thomas Yassmin, TE; Tyrone Young-Smith, WR (2015-16, '18)

DEFENSE (20)

Stone Azarcon, S; Bronson Boyd, CB; JaTravis Broughton, CB; Vonte Davis, S; Hayden Furey, LB; R.J. Hubert, S; Semisi Lauaki, DL; Devin Lloyd, LB; Aaron Lowe, CB; Andrew Mata'afa, LB; Malone Mataale, CB; Viane Moala, DT; Fua Pututau, DE; Hauati Pututau, DE; Drew Rawls, CB; Nephi Sewell, LB; Miki Suguturaga, DE; Mika Tafua, DE; Pita Tonga, DT; Maxs Tupai, DE

SPECIALISTS (4)

Ben Lennon, P; Keegan Markgraf, SN; Jadon Redding, PK; Noah Rodriguez-Trammell, SN (2017)

REDSHIRTS (22)

Faysal Aden, RB; Micah Bernard, RB; Keaton Bills, OL; Robbie Colenzo, WR; Maxwell Cotton, WR; Luke Felix-Fualalo, OL; Falcon Kaumatule, DL; Semisi Lauaki, DL; Sataoa Laumea, OL; Jared March, P; Bamidele Olaseni, OL; LaCarea Pleasant-Johnson, CB; Drew Rawls, CB; Cameron Rising, QB; Carter Robinson, QB; Soa Rosales, TE; Kyrese Rowan, WR; Nephi Sewell, LB; Miki Suguturaga, DE; Marist Talavou, OL; Devaughn Vele, WR; Charlie Vincent, RB

SQUAD MEMBERS (5)

Moroni Anae, LB; Samuelu Elisaia, LB; Tyler Gonzalez, DE; Blake Kuithe, DE; Eli Morrow, DT

SCHOLARSHIP NEWCOMERS (29)

Jake Bentley, QB ^; Xavier Carlton, DL; Van Fillingner, DL; Sione Fotu, LB; Alex Harrison, OL; Ty Jordan, RB; Devin Kaufusi, DE; Dalton Kincaid, TE; Jaren Kump, OL %; Kamo'i Latu, S; Kenzel Lawler, CB; Hunter Lotulelei, OL %^; Faybian Marks, CB; Jeremy Mercier, LB; Solatoa Moea'i, OL#; Connor O'Toole, WR; Money Parks, WR; Clark Phillips III, CB ^; Taniela Pututau, DL %; Tennessee Pututau, DL %^; Ben Renfro, S ^; Nate Ritchie, S; Caine Savage, CB ^; Junior Tafuna, DE %, Keanu Tanuvasa, DL#; Tanoa Togi'ai, DL; Zemaiah Vaughn; Aliko Vimahi, DL %^; Tyler Wegis, DL

Plans to serve a church mission before enrolling
% Returned missionary ^ Spring enrollee

2020 WALK-ONS (23)

Branden Anderson, TE; Bryson Barnes, QB; Jake Biggs, S; Nick Billoups, QB; Rob Bonar, LB; Tanner Cragun, K/P; Jaxson Garcia, OL; Tyler Gleed, DE; Dakota Hansen, S; Cooper Justice, QB; Joe Ludwig, RB; Sebastian Macaluso, WR; Shintaro Mann, OL; Max Miner, LB; Pierre Moudourou, WR; Gavin Nawahine, DE; Jordan Noyes, K; Skyler Southam, K; Aaron Tapusoa, RB; Sione Tuha, LB; Elvis Vakapuna, RB; Chris Wilson, LB; Braedon Wissler, RB

STARTERS LOST (13)

OFFENSE (4)

- QB **Tyler Huntley**
1st-team All-Pac-12; 2nd FBS 73.1% passing,
5th FBS Total QBR
- RB **Zack Moss**
Pac-12 Off. POY, 3rd-team AP All-America;
all-time UU rushing leader & 5 other
career rec.
- LT **Darrin Paulo**
1st-team All-Pac-12 and 40-game
career starter
- WR **Demari Simpkins**
32-352-11.0, 2 TDs; 36 starts, school-record 54
career games played

DEFENSE (9)

- DE **Bradlee Anae**
Consensus All-American; 13.0 sacks, 14.0 TFL
- DT **John Penisini**
2nd-team All-Pac-12; 2.0 sacks, 70 TFL
- DT **Leki Fotu**
2nd-team All-American; 1.5 sacks, 9.0 TFL
- LB **Francis Bernard**
1st-team All-Pac-12; 85 tackles (No. 2), 7.5 TFL,
2 INT, 1 TD
- CB **Jaylon Johnson**
2nd-team All-American; 2 INT, 11 PD
- CB **Josh Nurse**
Started 10 games, 6 PD, 27 tackles, 1.0 sack
- NB **Javelin K. Guidry**
25-game career starter, HM All-Pac-12, 1 INT
- FS **Julian Blackmon**
1st-team All-American, 4 INT, 1.5 sacks, 4.0 TFL
- SS **Terrell Burgess**
HM All-Pac-12, 1 INT, 0.5 sacks, 7.5 sacks

SPECIALISTS (0)

LETTERMEN LOST (31)

Bradlee Anae, DE; Francis Bernard, LB; Julian Blackmon, S; Terrell Burgess, S; Trennan Carlson, LB; Jaylen Dixon, WR; Leki Fotu, DT; T.J. Green, RB; Javelin K. Guidry, DB; Malik Haynes, DE; Devonta'e Henry-Cole, RB; Tyler Huntley, QB; Jaylon Johnson, CB; Nygel King, DB; Kyle Lanterman, OL; Tareke Lewis, CB; Alex Locklear, OL; Zack Moss, RB; Josh Nurse, CB; Darrin Paulo, T; John Penisini, DT; Terrell Perriman, WR; Keala Santiago, DB; Jason Shelley, QB; Demari Simpkins, WR; Andrew Strauch, K; Alphonso Taylor, DB; Hunter Thedford, TE; Paul Toala, OL; Derrick Vickers, WR; Mason Woodward, RB

How the Utes Were Built



SCHOLARSHIP PLAYERS

- 2015**
 Britain Covey (RM)
 Tyrone Young-Smith
- 2016**
 Drew Lisk (W/O)
 Samson Nacua (W/O)
 Hauati Pututau (RM)
 Pita Tonga (RM)
 Maxs Tupai
- 2017**
 London Bartholomew (TR) (W/O)
 Bronson Boyd (TR)
 Nick Ford
 Devin Lloyd
 Ali'i Niumatalolo (RM) (W/O)
 Mika Tafua (RM)
 Bryan Thompson
 Orlando Umana
- 2018**
 Devin Brumfield
 Braeden Daniels
 Vonte Davis (JC)
 Solomon Enis
 Cole Fotheringham (RM)
 R.J. Hubert (RM)
 Blake Kuithe
 Brant Kuithe
 Paul Maile
- Keegan Markgraf (TR) (W/O)
 Andrew Mata'afa
 Malone Mataele
 Simi Moala (RM)
 Viane Moala (TR) (W/O)
 Fua Pututau (RM)
 Thomas Yassmin
- 2019**
 Micah Bernard
 Keaton Bills (RM)
 JaTravis Broughton
 Luke Felix-Fualalo
 Falcon Kaumatule
 Semisi Lauaki (RM)
 Sataoa Laumea
 Ben Lennon
 Aaron Lowe
 Johnny Maea (RM)
 Bamidele Olaseni (JC)
 LaCarea Pleasant-Johnson
 Drew Rawls
 Jadon Redding (W/O)
 Cameron Rising (TR)
 Nephi Sewell (TR) (W/O)
 Miki Suguturaga (RM)
 Marist Talavou
 Devaughn Vele (RM) (W/O)
 Charlie Vincent
 Jordan Wilmore

WALK-ON PLAYERS

- 2017**
 Stone Azarcon
 Noah Rodriguez-Trammell
 Dylan Slavens (RM)
- 2018**
 Moroni Anae (JC)
 Samu Elisaia (JC)
 Tyler Gonzalez
 Eli Morrow
 Dominique Thompson
- 2019**
 Faysal Aden
 Maxwell Cotton
 Robbie Colenzo
 Hayden Furey
 Cameron Gardner
 Mufi Hill-Hunt
 Sebastian Macaluso
 Jared March
 Carter Robinson
 Soa Rosales
 Kyrese Rowan
- 2020**
 Branden Anderson
 Bryson Barnes
 Jake Biggs
 Nick Billoups
 Rob Bonar
 Tanner Cragun
 Jaxson Garcia
 Tyler Gleed
 Dakota Hansen
 Cooper Justice
 Joe Ludwig
 Shintaro Mann
 Max Miner
 Pierre Moudourou
 Gavin Nawahine
 Jordan Noyes
 Skyler Southam
 Aaron Tapusoa
 Sione Tuha
 Elvis Vakapuna
 Chris Wilson
 Braedon Wissler

LEGEND

TR=Transfer
 JC=Junior College Transfer
 W/O=Walk-on awarded scholarship
 RM=Returned Missionary

2020 RECRUITING CLASS

Name	Pos.	Hgt.	Wgt.	Yr.	Exp.	Hometown/Previous School
Jake Bentley	QB	6-4	220	Sr.	TR	Lexington, S.C./South Carolina
Xavier Carlton	DL	6-6	259	Fr.	HS	Herriman, Utah/Juan Diego Catholic HS
Van Fillingner	DL	6-4	248	Fr.	HS	Draper, Utah/Corner Canyon HS
Sione Fotu	LB	6-0	220	Fr.	HS	West Jordan, Utah/Bingham HS
Alex Harrison	OL	6-4	333	Fr.	HS	Bountiful, Utah/Viewmont HS
Ty Jordan	RB	5-7	192	Fr.	HS	Mesquite, Texas/West Mesquite HS
Cooper Justice	QB	6-6	231	Fr.	HS	Tigard, Ore./Lakeridge HS
Devin Kaufusi	DE	6-7	270	Jr.	TR	Provo, Utah/BYU
Dalton Kincaid	TE	6-4	240	Jr.	TR	Las Vegas, Nev./San Diego
Jaren Kump	OL	6-5	266	Fr.	HS	Riverton, Utah/Herriman HS
Kamo'i Latu	S	6-0	185	Fr.	HS	Honolulu, Hawaii/Saint Louis School
Kenzel Lawler	CB	6-0	189	Fr.	HS	Corona, Calif./Eleanor Roosevelt HS
Hunter Lotulelei	OL	6-3	322	Fr.	HS	West Valley City, Utah/Highland HS
Faybian Marks	CB	5-11	175	Fr.	HS	Richmond, Texas/George Ranch HS
Jeremy Mercier	LB	6-3	217	Jr.	JC	Chandler, Ariz./Gila River JC
Solatao Moea'i	OL	6-4	334	Fr.	HS	Laie, Hawaii/ Punahou School
Connor O'Toole	WR	6-4	207	Fr.	HS	Albuquerque, N.M./La Cueva HS
Money Parks	WR	5-10	164	Fr.	HS	Aledo, Texas/Aledo HS
Clark Phillips III	CB	5-10	187	Fr.	HS	Lakewood, Calif./La Habra HS
Taniela Pututau	DL	6-3	228	Fr.	HS	Salt Lake City, Utah/Cottonwood HS
Tennessee Pututau	DL	6-2	260	Fr.	HS	Salt Lake City, Utah/East HS
Ben Renfro	S	6-1	187	Fr.	HS	Magnolia, Texas/Magnolia HS
Nate Ritchie	S	6-2	200	Fr.	HS	Cedar Hills, Utah/Lone Peak HS
Caine Savage	CB	5-11	170	Fr.	HS	Buena Park, Calif./Western HS
Junior Tafuna	DE	6-3	255	Fr.	HS	South Jordan, Utah/Bingham HS
Keanu Tanuvasa	DL	6-3	238	Fr.	HS	Mission Viejo, Calif./Mission Viejo HS
Tanoa Togiai	DL	6-6	285	Fr.	HS	Rigby, Idaho/Rigby HS
Zemaiah Vaughn	S	6-2	175	Fr.	HS	Beaumont, Texas/Beaumont HS
Aliki Vimahi	DL	6-4	247	Fr.	HS	Kahuka, Hawaii/Kahuku HS
Tyler Wegis	DL	6-7	200	Fr.	HS	Ladera Ranch, Calif./San Juan



2020 Roster

NUMERICAL

No.	Name	Pos.
0	Devin Lloyd	LB
1	Bryan Thompson	WR
2	Micah Bernard	RB
2	Aaron Lowe	CB
3	Drew Rawls	CB
3	Tyrone Young-Smith	WR
4	JaTravis Broughton	CB
5	Caine Savage	CB
5	Jordan Wilmore	RB
6	Devin Brumfield	RB
6	Nate Ritchie	S
7	Van Fillinger	DE
7	Cameron Rising	QB
8	Jake Bentley	QB
8	Bronson Boyd	CB
9	Sione Fotu	LB
9	Cooper Justice	QB
10	R.J. Hubert	S
10	Money Parks	WR
11	Dakota Hansen	S
12	Drew Lisk	QB
12	Tyler Wegis	DE
13	Kamo'i Latu	S
14	Ben Renfro	S
14	Carter Robinson	QB
15	Nick Billoups	QB
15	Malone Mataele	CB
16	Bryson Barnes	QB
16	Zemaiah Vaughn	S
17	Devaughn Vele	WR
18	Britain Covey	WR
19	Vonte Davis	S
20	Jeremy Mercier	LB
21	Solomon Enis	WR
21	Clark Phillips III	CB
22	Ty Jordan	RB
23	Faybien Marks	CB
23	Kyrese Rowan	WR
24	Elvis Vakapuna	RB
25	Kenzel Lawler	CB
26	Maxwell Cotton	WR
27	Pierre Moudourou	WR
28	Jake Biggs	S
28	Robbie Colenzo	WR
29	Sebastian Macaluso	WR
29	Nephi Sewell	LB
30	Chris Wilson	LB
31	LaCarea Pleasant-Johnson	CB
32	Moroni Anae	LB
33	Ben Lennon	P
33	Jared March	P
35	Aaron Tapusoa	RB
35	Charlie Vincent	RB
37	Faysal Aden	RB
38	Stone Azarcon	S
39	Joe Ludwig	RB
40	Ali'i Niumatalolo	TE
41	Hauati Pututau	DT
42	Mika Tafua	DE
43	Mufi Hill-Hunt	TE
44	Xavier Carlton	DE
45	Samson Nacua	WR
46	Miki Suguturaga	DE
47	Rob Bonar	LB
48	Noah Rodriguez-Trammell	SN
49	Pita Tonga	DT
50	Fua Pututau	DT
50	Orlando Umana	OL
51	Keaton Bills	OL
51	Samu Elisaia	LB
52	Max Miner	DE
53	Johnny Maea	OL

ALPHABETICAL

No.	Name	Pos.	Ht.	Wt.	Yr.	Exp.	Hometown/Previous School
37	Aden, Faysal	RB	5-7	205	R-Fr.	RS	Salt Lake City, Utah/West HS
32	Anae, Moroni	LB	6-1	225	Jr.	SQ	San Diego, Calif./Riverside CC
88	Anderson, Branden	TE	6-5	242	Fr.	HS	Boise, Idaho/Centennial HS
38	Azarcon, Stone	S	6-0	195	Jr.	1VL	Draper, Utah/Juan Diego HS
16	Barnes, Bryson	QB	6-1	196	Fr.	HS	Milford, Utah/Milford HS
76	Bartholomew, London	OL	6-2	298	Sr.	1VL	Mesa, Ariz./Ohio Wesleyan
8	Bentley, Jake	QB	6-4	220	Sr.	TR	Lexington, S.C./South Carolina
2	Bernard, Micah	RB	5-11	200	R-Fr.	1VL	Long Beach, Calif./Gahr HS
28	Biggs, Jake	S	6-1	205	Fr.	HS	Provo, Utah/Timpview HS
15	Billoups, Nick	QB	6-1	200	Fr.	HS	San Clemente, Calif./San Clemente HS
51	Bills, Keaton	OL	6-4	313	R-Fr.	1VL	Draper, Utah/Corner Canyon HS
47	Bonar, Rob	LB	6-1	225	Fr.	HS	Houston, Texas/Deer Park HS
8	Boyd, Bronson	CB	6-0	187	Jr.	2VL	Arlington, Texas/Texas Tech
4	Broughton, JaTravis	CB	5-11	190	So.	1VL	Tulsa, Okla./Union HS
6	Brumfield, Devin	RB	5-10	212	Jr.	2VL	Covington, La./Covington HS
44	Carlton, Xavier	DE	6-6	260	Fr.	HS	Herriman, Utah/Juan Diego HS
28	Colenzo, Robbie	WR	5-6	160	R-Fr.	RS	Downey, Calif./Warren HS
26	Cotton, Maxwell	WR	5-8	169	R-Fr.	RS	Los Angeles, Calif./Notre Dame HS
18	Covey, Britain	WR	5-8	172	Jr.	3VL	Provo, Utah/Timpview HS
61	Cragun, Tanner	K/P	6-2	175	Fr.	HS	Frisco, Texas/Wakeland HS
71	Daniels, Braeden	OL	6-4	310	So.	1VL	Carrollton, Texas/Hebron HS
19	Davis, Vonte	S	6-0	190	Sr.	2VL	Rosenberg, Texas/Blinn College
51	Elisaia, Samu	LB	6-0	225	Sr.	SQ	South Jordan, Utah/Snow College
21	Enis, Solomon	WR	6-3	208	Jr.	2VL	Phoenix, Ariz./North Canyon HS
72	Felix-Fualalo, Luke	OL	6-7	311	R-Fr.	1VL	Brisbane, Australia/Mater Dei HS (Calif.)
7	Fillinger, Van	DE	6-4	255	Fr.	HS	Draper, Utah/Corner Canyon HS
55	Ford, Nick	OL	6-5	315	Jr.	2VL	San Pedro, Calif./San Pedro HS
89	Fotheringham, Cole	TE	6-4	245	Jr.	2VL	San Clemente, Calif./San Clemente HS
9	Fotu, Sione	LB	6-0	230	Fr.	HS	West Jordan, Utah/Bingham HS
54	Furey, Hayden	LB	6-2	225	So.	1VL	Saratoga Springs, Utah/Westlake HS
74	Garcia, Jaxon	OL	6-2	330	Fr.	HS	West Valley City, Utah/Cyprus HS
83	Gardner, Cameron	WR	5-10	183	So.	1VL	Danville, Calif./Mater Dei HS
65	Gleed, Tyler	DE	6-2	250	Fr.	HS	Orem, Utah/Orem HS
56	Gonzalez, Tyler	DE	6-3	245	So.	SQ	San Diego, Calif./Granite Hills HS
79	Harrison, Alex	OL	6-4	330	Fr.	HS	Bountiful, Utah/Viewmont HS
11	Hansen, Dakota	S	6-0	200	Jr.	TR	Alpine, Utah/Lone Peak HS
43	Hill-Hunt, Mufi	TE	6-6	255	Sr.	1VL	Sandy, Utah/Taylorville HS/Mich. State
10	Hubert, R.J.	S	6-0	195	Jr.	2VL	Logandale, Nev./Moapa Valley HS
22	Jordan, Ty	RB	5-7	200	Fr.	HS	Mesquite, Texas/West Mesquite HS
9	Justice, Cooper	QB	6-6	235	Fr.	HS	Tigard, Ore./Lake Oswego HS
90	Kaufusi, Devin	DE	6-7	270	Jr.	TR	Provo, Utah/BYU
94	Kaumatule, Falcon	OL	6-7	294	R-Fr.	1VL	Las Vegas, Nev./Bishop Gorman HS
86	Kincaid, Dalton	TE	6-4	240	Jr.	TR	Las Vegas, Nev./San Diego
91	Kuithe, Blake	DE	6-3	255	So.	SQ	Katy, Texas/Cinco Ranch HS
80	Kuithe, Brant	TE	6-2	230	Jr.	2VL	Katy, Texas/Cinco Ranch HS
68	Kump, Jaren	OL	6-5	305	Fr.	HS	Riverton, Utah/Herriman HS
13	Latu, Kamo'i	S	6-3	190	Fr.	HS	Honolulu, Hawaii/Saint Louis School
93	Lauaki, Semisi	DL	6-3	300	R-Fr.	1VL	Hawthorne, Calif./Leuzinger HS
78	Laumea, Sataoa	OL	6-4	305	R-Fr.	1VL	Rialto, Calif./Eisenhower HS
25	Lawler, Kenzel	CB	5-11	191	Fr.	HS	Corona, Calif./Eleanor Roosevelt HS
33	Lennon, Ben	P	6-2	213	So.	1VL	Viewbank, Australia/Swinburne Univ.
12	Lisk, Drew	QB	6-1	203	Sr.	3VL	Draper, Utah/Jordan HS
0	Lloyd, Devin	LB	6-3	232	Jr.	2VL	Chula Vista, Calif./Otay Ranch HS
70	Lotulelei, Hunter	OL	6-2	325	Fr.	HS	West Valley City, Utah/Highland HS
2	Lowe, Aaron	CB	6-0	188	So.	1VL	Mesquite, Texas/West Mesquite HS
39	Ludwig, Joe	RB	6-1	230	Jr.	TR	Poway, Calif./Middleton HS
29	Macaluso, Sebastian	WR	6-0	175	R-Fr.	RS	Westlake Village, Calif./Oaks Christian
53	Maea, Johnny	OL	6-4	310	So.	1VL	Salt Lake City/East HS
54	Maile, Paul	OL	6-2	300	So.	1VL	Salt Lake City/East HS
60	Mann, Shintaro	OL	5-11	245	Fr.	RS	Provo, Utah/Timpview HS
33	March, Jared	P	5-11	192	R-Fr.	RS	Twin Falls, Idaho/Canyon Ridge HS
93	Markgraf, Keegan	SN	6-3	225	Sr.	2VL	Hamilton, Ont./Central Michigan
23	Marks, Faybian	CB	5-10	185	Fr.	HS	Richmond, Texas/George Ranch HS
55	Mata'afa, Andrew	LB	6-3	225	So.	1VL	San Diego, Calif./Mt. Carmel HS
15	Mataele, Malone	CB	5-11	185	So.	1VL	Placentia, Calif./Santa Margarita Catholic HS
20	Mercier, Jeremy	LB	6-3	228	Jr.	TR	Chandler, Ariz./Gila River JC
52	Miner, Max	DE	6-2	240	Fr.	HS	Cottonwood Heights, Utah/Brighton HS
69	Moala, Simi	OL	6-7	312	So.	1VL	Hawthorne, Calif./Cathedral HS
98	Moala, Viane	DT	6-6	323	Sr.	1VL	Ili'i, American Samoa/Hawaii
57	Morrow, Eli	DT	6-0	250	So.	SQ	Huntsville, Ala./Huntsville HS
27	Moudourou, Pierre	WR	6-1	209	Jr.	TR	Danbury, Conn./Monroe College
45	Nacua, Samson	WR	6-3	195	Sr.	3VL	Provo, Utah/Timpview HS

INFORMATION

HERE'S UTAH

2020 OUTLOOK

PLAYER BIOS

COACHES & STAFF

SERIES HISTORY

2019 IN REVIEW

BOWL HISTORY

RECORD BOOK

2020 Roster



ALPHABETICAL

No.	Name	Pos.	Ht.	Wt.	Yr.	Exp.	Hometown/Previous School
66	Nawahine, Gavin	DE	6-2	240	Fr.	HS	Meridian, Idaho/Rocky Mountain HS
40	Niumatalolo, Ali'i	TE	6-2	230	Sr.	3VL	Annapolis, Md./Broadneck HS
67	Noyes, Jordan	K	5-10	209	Fr.	HS	Higham, Kent/Gad's Hill School
77	Olaseni, Bamidele	OL	6-7	335	Sr.	1VL	London, England/Garden City CC
81	O'Toole, Connor	WR	6-4	215	Fr.	HS	Albuquerque, N.M./La Cueva HS
10	Parks, Money	WR	5-10	170	Fr.	HS	Aledo, Texas/Aledo HS
21	Phillips III, Clark	CB	5-10	191	Fr.	HS	Lakewood, Calif./La Habra HS
31	Pleasant-Johnson, LaCarea	CB	6-0	170	R-Fr.	RS	Phoenix, Ariz./Mountain Pointe HS
50	Pututau, Fua	DT	6-1	290	So.	1VL	Salt Lake City/Cottonwood HS
41	Pututau, Hauati	DT	6-3	310	Sr.	3VL	Salt Lake City/Cottonwood HS
81	Pututau, Taniela	TE	6-3	235	Fr.	HS	Salt Lake City/Cottonwood HS
99	Pututau, Tennessee	DL	6-1	285	Fr.	HS	West Valley City, Utah/East HS
3	Rawls, Drew	CB	6-0	188	R-Fr.	1VL	Beaumont, Texas/West Brook HS
97	Redding, Jadon	K	5-11	190	So.	1VL	Fredericksburg, Va./Colonial Forge HS
14	Renfro, Ben	S	6-1	190	Fr.	HS	Magnolia, Texas/Magnolia HS
7	Rising, Cameron	QB	6-2	220	So.	SQ	Ventura, Calif./Texas
6	Ritchie, Nate	S	6-2	200	Fr.	HS	Cedar Hills, Utah/Lone Peak HS
14	Robinson, Carter	QB	5-10	186	R-Fr.	RS	Appleton, Wis./Appleton North HS
48	Rodriguez-Trammell, Noah	SN	6-2	200	Jr.	1VL	Van Nuys, Calif./Notre Dame HS
85	Rosales, Soa	TE	6-3	245	R-Fr.	RS	Provo, Utah/Provo HS
23	Rowan, Kyrese	WR	5-10	178	R-Fr.	1VL	Ogden, Utah/Roy HS
5	Savage, Caine	CB	5-11	185	Fr.	HS	Buena Park, Calif./Western HS
29	Sewell, Nephi	LB	6-0	225	Jr.	1VL	St. George, Utah/Nevada
82	Slavens, Dylan	WR	5-11	175	Jr.	2VL	Springville, Utah/Springville HS
62	Southam, Skyler	K	6-0	200	Jr.	TR	Heber City, Utah/BYU
46	Suguturaga, Miki	DE	6-4	260	R-Fr.	1VL	Kaneohe, Hawaii/Punahou School
42	Tafua, Mika	DE	6-3	250	Jr.	2VL	Laie, Hawaii/Kamehameha HS
58	Tafuna, Junior	DE	6-3	255	Fr.	HS	South Jordan, Utah/Bingham HS
64	Talavou, Marist	OL	6-2	337	R-Fr.	RS	Norwalk, Calif./St. John Bosco HS
35	Tapusoa, Aaron	RB	5-8	219	Sr.	TR	Laie, Hawaii/Snow College
1	Thompson, Bryan	WR	6-2	207	Jr.	3VL	Moreno Valley, Calif./Rancho Verde HS
84	Thompson Dominique	WR	5-11	184	So.	1VL	Buena Park, Calif./Cypress HS
96	Togia, Tanoa	DT	6-6	310	Fr.	HS	Rigby, Idaho/Rigby HS
49	Tonga, Pita	DT	6-1	310	Sr.	3VL	Taylorville, Utah/Highland HS
59	Tuha, Sione	LB	6-2	213	Fr.	HS	Provo, Utah/Provo HS
92	Tupai, Maxs	DE	6-1	265	Sr.	3VL	Taylorville, Utah/Murray HS
50	Umana, Orlando	OL	6-4	311	Sr.	3VL	Sacramento, Calif./Grant HS
24	Vakapuna, Elvis	RB	5-7	205	Fr.	HS	Kahuku, Hawaii/Kahuku HS
16	Vaughn, Zemaiah	S	6-2	175	Fr.	HS	Beaumont, Texas/Beaumont HS
17	Vele, Devaughn	WR	6-4	205	R-Fr.	1VL	San Diego, Calif./Rancho Bernardo HS
95	Vimahi, Aliko	DT	6-4	295	Fr.	HS	Kahuki, Hawaii/Kahuki HS
35	Vincent, Charlie	RB	5-10	195	R-Fr.	RS	Salt Lake City, Utah/East HS
12	Wegis, Tyler	DE	6-6	205	Fr.	HS	Ladera Ranch, Calif./San Juan Hills HS
5	Wilmore, Jordan	RB	5-8	200	So.	1VL	Inglewood, Calif./Lawndale HS
30	Wilson, Chris	LB	6-3	225	Fr.	HS	Arcadia, Calif./Arcadia HS
87	Yassmin, Thomas	TE	6-5	252	So.	1VL	Sydney, Australia/The Scots College
3	Young-Smith, Tyrone	WR	6-4	205	Sr.	3VL	Fresno, Calif./Edison HS

NUMERICAL

No.	Name	Pos.
54	Hayden Furey	LB
54	Paul Maile	OL
55	Nick Ford	OL
55	Andrew Mata'afa	LB
56	Tyler Gonzalez	DE
57	Eli Morrow	D
58	Junior Tafuna	DE
59	Sione Tuha	LB
60	Shintaro Mann	OL
61	Tanner Cragun	Spec.
62	Skyler Southam	K
64	Marist Talavou	OL
65	Tyler Gleed	DE
66	Gavin Nawahine	DE
67	Jordan Noyes	K
68	Jaren Kump	OL
69	Simi Moala	OL
70	Hunter Lotulelei	OL
71	Braeden Daniels	OL
72	Luke Felix-Fualalo	OL
74	Jaxon Garcia	OL
76	London Bartholomew	OL
77	Bamidele Olaseni	OL
78	Sataoa Laumea	OL
79	Alex Harrison	OL
80	Brant Kuithe	TE
81	Connor O'Toole	WR
81	Taniela Pututau	TE
82	Dylan Slavens	WR
83	Cameron Gardner	WR
84	Dominique Thompson	WR
85	Soa Rosales	TE
86	Dalton Kincaid	TE
87	Thomas Yassmin	TE
88	Branden Anderson	TE
89	Cole Fotheringham	TE
90	Devin Kaufusi	DE
91	Blake Kuithe	DE
92	Maxs Tupai	DE
93	Semisi Lauaki	DT
93	Keegan Markgraf	SN
94	Falcon Kaumatule	OL
95	Aliko Vimahi	DT
96	Tanoa Togia	DT
97	Jadon Redding	PK
98	Viane Moala	DT
99	Tennessee Pututau	DL

PRONUNCIATION GUIDE

Faysal Aden FACE-all
 Moroni Ana'e uh-NY
 Stone Azarcon uh-ZAR-con
 Micah Bernard MUH-ky
 Keaton Bills KEY-ten
 Rob Bonar Bone-ARE
 JaTravis Broughton BRAW-tun
 Britain Covey rhymes with love
 Tanner Cragun CRAY-gun
 Braeden Daniels BRAY-den
 Vonte Davis VON-tay
 Samuelu Elisaia sah-MOO-ell-ooo ell-ee-SY-uh
 Solomon Enis EE-niss
 Van Fillingier Fill-IN-jur
 Sione Fotu See-OH-nay FO-too
 Luke Felix-Fualalo foo-a-LAH-lo
 Mufi Hill-Hunt MOO-fee
 Devin Kaufusi Kuw-FOO-see
 Falcon Kaumatule cow-MUH-tool-ay
 Blake/Brant Kuithe keeth-EE

Kamo'i Latu KUH-moy LAH-too
 Semisi Lauaki sa-meese-EE LAO-walk-ee
 Sataoa Laumea sah-TAU-uh lau-MAY-uh
 Hunter Lotulelei lo-TOO-LAY-lay
 Sebastian Macaluso mac-AH-loo-so
 Johnny Maea MY-uh
 Paul Maile MY-lay
 Shintaro Mann shin-TAR-oh
 Keegan Markgraf MAR-graph
 Andrew Mata'afa mah-tah-AH-fah
 Malone Mataele mah-TAH-elly
 Jeremy Mercier MUHR-sir
 Simi Moala see-ME mo-AH-lah
 Viane Moala vee-AH-nay mo-AH-lah
 Pierre Moudourou moo-DOO-roo
 Samson Nacua nuh-KOO-uh
 Ali'i Niumatalolo UH-lee-ee nee-UH-mah-tuh-lo-lo
 Jordan Noyes Noise
 Bamidele Olaseni bam-EE-deli oh-LAH-senny
 LaCarea Pleasant-Johnson luh-CAR-ee-ay

Fua Pututau foo-UH P00-T00-tao
 Hauati Pututau how-OTT-ee P00-T00-tao
 Taniela Pututau tuh-KNEE-ell-uh P00-T00-tao
 Tennessee Pututau P00-T00-tao
 Jadon Redding JAY-den
 Soa Rosales so-UH ro-SAHL-less
 Nephi Sewell knee-FY S00-ul
 Dylan Slavens SLAY-vens
 Miki Suguturaga ME-KEY S00-ga-too-WRONG-uh
 Mika Tafua ME-kuh tah-FOO-uh
 Marist Talavou MARE-ist tal-UH-vo
 Tanoa Togia Tuh-NO-uh Tone-GEE-eye
 Pita Tonga pee-TUH TONG-uh
 Maxs Tupai max too-PA-ee
 Orlando Umana oo-MAH-nuh
 Zemaiah Vaughn zuh-my-UH
 Devaughn Vele duh-VAWN veh-leh
 Aliko Vimahi UH-lee-key vee-MAH-hee
 Tyler Wegis WEE-gus
 Thomas Yassmin YAZ-min

INFORMATION

HERE'S UTAH

2020 OUTLOOK

PLAYER BIOS

COACHES & STAFF

SERIES HISTORY

2019 IN REVIEW

BOWL HISTORY

RECORD BOOK



Geographical and Class Breakdown

BY STATE / COUNTRY / TERRITORY

ALABAMA (1)

Eli Morrow

ARIZONA (4)

London Bartholomew
Solomon Enis
Jeremy Mercier
LaCarea Pleasant-Johnson

CALIFORNIA (30)

Moroni Anae
Micah Bernard
Nick Billoups
Robbie Colenzo
Maxwell Cotton
Nick Ford
Cole Fotheringham
Cameron Gardner
Tyler Gonzalez
Semisi Lauaki
Sataoa Laumea
Kenzel Lawler
Devin Lloyd
Joe Ludwig
Sebastian Macaluso
Andrew Mata'afa
Malone Mataeie
Simi Moala
Clark Phillips III
Cameron Rising
Noah Rodriguez-Trammell
Caine Savage
Marist Talavou

Bryan Thompson
Dominique Thompson
Orlando Umana
Devaughn Vele
Tyler Wegis
Jordan Wilmore
Chris Wilson
Tyrone Young-Smith

CONNECTICUT (1)

Pierre Moudourou

HAWAII (6)

Kamo'i Latu
Miki Suguturaga
Mika Tafua
Aaron Tapusoa
Elvis Vakapuna
Aliki Vimahi

IDAHO (4)

Branden Anderson
Jared March
Gavin Nawahine
Tanoa Togiai

LOUISIANA (1)

Devin Brumfield

MARYLAND (1)

Ali'i Niumatalolo

NEVADA (3)

R.J. Hubert
Falcon Kaumatule
Dalton Kincaid

NEW MEXICO (1)

Connor O'Toole

OKLAHOMA (1)

Ja'Travis Broughton

OREGON (1)

Cooper Justice

SOUTH CAROLINA (1)

Jake Bentley

TEXAS (14)

Rob Bonar
Bronson Boyd
Tanner Cragun
Braeden Daniels
Vonte Davis
Ty Jordan
Blake Kuithe
Brant Kuithe
Aaron Lowe
Faybian Marks
Money Parks
Drew Rawls
Ben Renfro
Zemaiah Vaughn

UTAH (42)

Faysal Aden
Stone Azarcon
Bryson Barnes
Jake Biggs
Keaton Bills
Xavier Carlton
Britain Covey
Samu Elisaia
Van Fillingner
Sione Fotu
Hayden Furey
Jaxon Garcia
Tyler Gleed
Alex Harrison
Dakota Hansen
Mufi Hill-Hunt
Devin Kaufusi
Jaren Kump
Drew Lisk
Hunter Lotulelei
Johnny Maea
Paul Maile
Shintaro Mann
Max Miner
Samson Nacua
Fua Pututau
Hauati Pututau
Taniela Pututau
Tennessee Pututau
Nate Ritchie
Soa Rosales
Kyrese Rowan

Nephi Sewell
Dylan Slavens
Skyler Southam
Junior Tafuna
Pita Tonga
Sione Tuha
Maxs Tupai
Charlie Vincent
Braedon Wissler

VIRGINIA (1)

Jadon Redding

WISCONSIN (1)

Carter Robinson

AMERICAN SAMOA (1)

Viane Moala

AUSTRALIA (3)

Luke Felix-Fualalo
Ben Lennon
Thomas Yassmin

ENGLAND (1)

Bamidele Olaseni

KENT (1)

Jordan Noyes

ONTARIO (1)

Keegan Margraf

BY CLASS

SENIOR (17)

London Bartholomew
Jake Bentley
Vonte Davis
Samu Elisaia
Mufi Hill-Hunt
Drew Lisk
Keegan Margraf
Viane Moala
Samson Nacua
Ali'i Niumatalolo
Bamidele Olaseni
Hauati Pututau
Aaron Tapusoa
Pita Tonga
Maxs Tupai
Orlando Umana
Tyrone Young-Smith

JUNIOR (23)

Moroni Anae
Stone Azarcon
Bronson Boyd
Devin Brumfield
Britain Covey
Solomon Enis
Nick Ford
Cole Fotheringham
Dakota Hansen
R.J. Hubert
Devin Kaufusi
Dalton Kincaid
Brant Kuithe
Devin Lloyd
Joe Ludwig
Jeremy Mercier
Pierre Moudourou
Noah Rodriguez-Trammell
Nephi Sewell
Dylan Slavens
Skyler Southam
Mika Tafua
Bryan Thompson

SOPHOMORE (20)

Ja'Travis Broughton
Braeden Daniels
Hayden Furey
Cameron Gardner
Tyler Gonzalez
Blake Kuithe
Ben Lennon
Aaron Lowe
Johnny Maea
Paul Maile
Andrew Mata'afa
Malone Mataeie
Simi Moala
Eli Morrow
Fua Pututau
Jadon Redding
Cameron Rising
Dominique Thompson
Jordan Wilmore
Thomas Yassmin

REDSHIRT FRESHMAN (20)

Faysal Aden
Micah Bernard
Keaton Bills
Robbie Colenzo
Maxwell Cotton

Luke Felix-Fualalo
Falcon Kaumatule
Semisi Lauaki
Sataoa Laumea
Sebastian Macaluso
Jared March
LaCarea Pleasant-Johnson
Drew Rawls
Carter Robinson
Soa Rosales
Kyrese Rowan
Miki Suguturaga
Marist Talavou
Devaughn Vele
Charlie Vincent

FRESHMAN (40)

Branden Anderson
Bryson Barnes
Jake Biggs
Nick Billoups
Rob Bonar
Xavier Carlton
Tanner Cragun
Van Fillingner
Sione Fotu
Jaxon Garcia
Tyler Gleed
Alex Harrison

Ty Jordan
Cooper Justice
Jaren Kump
Kamo'i Latu
Kenzel Lawler
Hunter Lotulelei
Shintaro Mann
Faybian Marks
Max Miner
Gavin Nawahine
Jordan Noyes
Connor O'Toole
Money Parks
Clark Phillips III
Taniela Pututau
Tennessee Pututau
Ben Renfro
Nate Ritchie
Caine Savage
Junior Tafuna
Tanoa Togiai
Sione Tuha
Elvis Vakapuna
Zemaiah Vaughn
Aliki Vimahi
Tyler Wegis
Chris Wilson
Braedon Wissler

INFORMATION

HERE'S UTAH

2020 OUTLOOK

PLAYER BIOS

COACHES & STAFF

SERIES HISTORY

2019 IN REVIEW

BOWL HISTORY

RECORD BOOK

2020 Scouting Report



OFFENSE

QUARTERBACK

THE LOWDOWN

For the first time in three seasons, Utah fans will see a new Ute at quarterback after the departure of All-Pac-12 QB and three-year starter Tyler Huntley. The Utes will bring a combination of youth and Power Five experience to the quarterback room this season with the starting job still up for grabs.

HEADLINERS RETURNING

With six quarterbacks on the roster, senior **Drew Lisk**, a former walk-on, is the only returner who has seen game action in a Utah uniform. The Draper, Utah, native played in four games last season as the co-No. 2 on the depth chart, including going a perfect 6-for-6 passing against Idaho State. Lisk will be joined by sophomore **Cameron Rising**, who sat out last season and played on the scout team after transferring from the University of Texas. Rising was a four-star recruit out of Ventura, Calif., and was rated the No. 8 pro-style QB in the country.

NEWCOMER SPOTLIGHT

The Utes welcome two newcomers in graduate transfer **Jake Bentley** (Lexington, S.C./South Carolina) and true freshman **Cooper Justice** (Tigard, Ore.). Bentley may be a newcomer to the Utes, but he comes to Salt Lake City with 33 starts during his time at South Carolina, ranking in the top five in program history in career completion percentage, total completions and passing touchdowns.



Senior center **Orlando Umana** earned All-Pac-12 honorable mention in 2019

COACH KYLE WHITTINGHAM SAYS

"We feel we have a good situation at the quarterback position, however, we definitely have our work cut out for us in replacing all-conference quarterback Tyler Huntley. Cameron Rising and Drew Lisk each have a season of experience under Coach Ludwig and his offense to draw from, and Jake Bentley was a three-year starter in the SEC who has worked extremely hard to learn our offensive system. We expect all three to be ready to compete and we are looking forward to watching that competition unfold in fall camp."

OFFENSIVE LINE

THE LOWDOWN

While the Utes lost a four-year starter at the tackle position, they return four of their five starters for the 2020 season. The lineup includes two sophomores, a junior and a senior center with the No. 9 rated JUCO offensive tackle in the nation ready to hit the gridiron after redshirting in 2019.

HEADLINERS RETURNING

Senior center **Orlando Umana** and junior guard **Nick Ford** anchor the 2020 offensive line with 46 starts between them, both earning All-Pac-12 honorable mention in 2019. **Braeden Daniels** and **Simi Moala** join Umana and Ford as returning starters after combining for 26 starts last season as redshirt freshmen, with Moala also getting an All-Pac-12 honorable mention nod.

NEWCOMER SPOTLIGHT

The Utes had five offensive linemen redshirt last season with JUCO transfer and four-star recruit **Bamidele Olaseni** ready to see action. The senior out of London, England, was a first-team NJCAA All-American at Garden City (Kan.) CC in 2018. Utah fans also will get the chance to see returned missionary and four-star recruit **Hunter Lotulelei** (West Valley City, Utah) hit the field for the first time after an impressive career at Highland HS (Salt Lake City), where he was named a first-team all-state selection as a senior.

COACH KYLE WHITTINGHAM SAYS

"This is a unit that we expect to be one of the strong suits of our team, and one that is going to have to take another step forward if we're going to become the type of offense we envision. We have significant starting experience returning in Nick Ford, Orlando Umana, Simi Moala and Braeden Daniels and should have competition at every position from an extremely deep and talented group that gained experience either in reserve duty or as redshirts in 2019. The O-line will be counted on to be a stabilizing force for our offense."



Junior **Bryan Thompson** was Utah's leading receiver last season.

WIDE RECEIVER

THE LOWDOWN

Of the 1,942 yards the wide receivers accounted for in 2019, 70-percent of that production (1,369) will return for the 2020 season. The Utes return size and speed at the wide receiver position in 2020 and offer a host of appealing targets for Utah's new starting quarterback.

HEADLINERS RETURNING

Two of Utah's top returning receivers are coming off injuries the last two seasons with juniors **Bryan Thompson** and **Britain Covey** excited to return to the field. Thompson was Utah's leading receiver in 2019 with nine starts and 461 yards (3 TDs) while All-Pac-12 return specialist Covey saw action in four games before deciding to take a redshirt. The Utes also have several receivers looking to have breakout seasons in 2020, including junior **Solomon Enis** and Utah's top touchdown target among receivers in 2019, senior **Samson Nacua**.

NEWCOMER SPOTLIGHT

Redshirt freshman and walk-on **Devaughn Vele** had a strong spring camp in 2019, showing off his length at 6-4 with acrobatic catches, earning playing time in four games while returning from an injury sustained in fall camp. The Utes will also have two true freshmen competing for playing time in 2020 in **Money Parks** (Aledo, Texas) and **Connor O'Toole** (Albuquerque, N.M.). Parks' speed is evident in his stats with over 1,000 receiving yards as a senior at Aledo HS, while O'Toole is a two-time all-state selection out of La Cueva HS.



2020 Scouting Report

INFORMATION

HERE'S UTAH

2020 OUTLOOK

PLAYER BIOS

COACHES & STAFF

SERIES HISTORY

2019 IN REVIEW

BOWL HISTORY

RECORD BOOK



Junior tight end Brant Kuithe was an All-Pac-12 second-team selection in 2019.

COACH KYLE WHITTINGHAM SAYS

"This wide receiver corps is as talented and deep as any we have had here. We're expecting this group to be a key part of our offense as we transition to a new starting quarterback, while also replacing an All-America running back. Britain Covey being back at full strength is a big boost to our offense, and there is talent across the board with Bryan Thompson, Solomon Enis and Samson Nacua each having significant playing time in our program."

RUNNING BACK

THE LOWDOWN

Like the quarterback position, Utah fans will see a new face at starting running back this season after 2020 NFL draft pick and school record holder Zack Moss graduated. The room will be full of youth, but is packed with speed, size and talent looking to make an impact in 2020.

HEADLINERS RETURNING

Both junior **Devin Brumfield** and sophomore **Jordan Wilmore** saw significant playing time in 2019 with Brumfield finishing second on the team among running backs with 263 rushing yards and two touchdowns. Wilmore played in 12 games as a true freshman in 2019, recording 49 carries for 194 yards and one score.

NEWCOMER SPOTLIGHT

After redshirting in 2019, **Micah Bernard** will look to earn playing time in 2020 after a strong career at Gahr HS (Long Beach, Calif.) where he averaged 7.2 yards per carry and 71.6 yards per game his senior year. True freshman and four-star recruit **Ty Jordan** from Mesquite, Texas, will also be looking for playing time after racking up 13, 100-yard rushing games during his time at West Mesquite HS.

COACH KYLE WHITTINGHAM SAYS

"Replacing All-America running back and Pac-12 Offensive Player of the Year Zack Moss is no easy task, but we feel we have a deep and talented group that will rise to the occasion. For many years we have been known for our hard-nosed, physical run game and this group is hungry and ready to earn their opportunity to continue that tradition."

TIGHT END

THE LOWDOWN

The Utes return two of the best tight ends in the Pac-12, who have combined for 34 starts, 1,175 receiving yards and 10 receiving touchdowns in just two seasons.

HEADLINERS RETURNING

Tight end tandem **Cole Fotheringham** and **Brant Kuithe** return for their junior campaigns in 2020 after breakout sophomore seasons. Kuithe earned All-Pac-12 second-team honors and PFF All-America third-team after exploding for 602 receiving yards, six receiving touchdowns, 102 rushing yards and three rushing scores for nine total touchdowns. Fotheringham started all 14 games in 2019, recording 156 receiving yards on 16 catches with one touchdown.

NEWCOMER SPOTLIGHT

The Utes have seven tight ends on the 2020 roster with underclassmen **Thomas Yassmin** and **Soa Rosales** looking to earn playing time. Yassmin played mainly on special teams in 2019 while Rosales redshirted.

COACH KYLE WHITTINGHAM SAYS

"The tight end position should once again have big play capability and toughness with returning starters and proven commodities Cole Fotheringham and Brant Kuithe. There is plenty of depth behind them as well, which will allow us to use multiple tight end sets. This position is one that is featured heavily in Coach Ludwig's system and Cole and Brant give us the ability to use them in many different ways."

DEFENSE

DEFENSIVE LINE

THE LOWDOWN

With three of Utah's starting defensive linemen from 2019 being taken in the NFL Draft, the Utes will look to revamp Sack Lake City with one returning starter and an influx of youth and talent that has been waiting for a chance to shine.

HEADLINERS RETURNING

Utah has one returning starter on the defensive line in junior **Mika Tafua**. Tafua started in 13 games in 2019, recording 47 tackles (8.5 TFL, 3.0 sacks) with a team-leading four fumbles recovered to earn All-Pac-12 honorable mention. Seniors **Viane Moala**, **Maxx Tupai**, **Hauati Pututau** and **Pita Tonga** will enter their final year with the program, with Tupai claiming nine career starts.

NEWCOMER SPOTLIGHT

The Utes have been known to reload with talent annually on the defensive line, and 2020 will be no different as the coaching staff signed eight new linemen who will add immediate depth to the position. A pair of four-star recruits in **Xavier Carlton** (Herriman, Utah) and **Van Fillingner** (Draper, Utah) along with returned missionaries **Taniela** and **Tennessee Pututau** (Salt Lake City, Utah) highlight the newcomers who will compete for starting spots in 2020.

COACH KYLE WHITTINGHAM SAYS

"We took a big hit up front with the loss of three NFL caliber players, but we feel like we have a strong corps of returnees and newcomers that will keep the defensive line performing to the high standard that has long been a hallmark of our program. At the end positions, Mika Tafua proved to be a play-maker as a full-time starter last season, and Maxx Tupai has seen significant snaps in his career. Inside, there is a mix of experienced players as well as a group of young talent that will compete to earn both starting positions and depth in our rotations."

LINEBACKER

THE LOWDOWN

Linebackers coach Colton Swan will be looking to reconstruct the position group in 2020 with an All-Pac-12 starter returning and several new faces eager to hit the gridiron this fall.

2020 Scouting Report



HEADLINERS RETURNING

Junior **Devin Lloyd** is Utah's only returning linebacker, but is primed to have another standout year after his breakout sophomore campaign. He led the nation's No. 2 defense in tackles with 91, finished second on the team in sacks (6.5) and also racked up 11.0 TFL with one pick-six to earn All-Pac-12 honorable mention status. Sophomore **Nephi Sewell**, who played in the final three games of 2019 at safety and on special teams, also made the switch to linebacker in the spring.

NEWCOMER SPOTLIGHT

The Utes signed **Sione Fotu** (West Jordan, Utah) and JUCO transfer **Jeremy Mercier** (Chandler, Ariz.) during the 2020 NLI signing period to add immediate depth to the position. Fotu was ranked the No. 7 overall recruit in the state of Utah. Mercier comes to Utah after earning Hohokam Junior College Athletic Conference Co-Defensive Player of the Year at Gila River CC.

COACH KYLE WHITTINGHAM SAYS

"We expect Devin Lloyd to be the leader of this group after a strong sophomore campaign in 2019 that saw him lead the team in tackles. With Francis Bernard graduating, Devin will have a new face alongside him but there are strong candidates to earn the other starting position. Nephi Sewell will be among those in contention for playing time as he will make the move to linebacker from the safety position, and junior college transfer Jeremy Mercier has a chance to make an immediate impact."



Junior linebacker Devin Lloyd led Utah in tackles in 2019.

SECONDARY

THE LOWDOWN

The Utes continue to pump out NFL talent at the cornerback and safety positions with the entire starting lineup from 2019 being taken in the NFL Draft or signing as a free agent. Like many positions on the defensive side of the ball, Utah will assemble a brand new secondary that will be a mix of highly recruited newcomers and redshirts who are ready to step into the spotlight.

CORNERBACK HEADLINERS RETURNING

Junior **Bronson Boyd** and sophomores **JaTravis Broughton** and **Malone Mataele** saw time as reserves at cornerback in 2019, seeing most of their action on special teams, while sophomore **Aaron Lowe** and redshirt freshman **Drew Rawls** will look to take a more prominent role at the cornerback position this fall.

CORNERBACK NEWCOMER SPOTLIGHT

The Utes signed four cornerbacks this past spring, including **Clark Phillips III** (Lakewood, Calif.), who was rated the No. 4 cornerback in the country by 247Sports. Phillips was the 2019 Orange County Defensive Player of the Year and was a three-time all-county selection. True freshman **Caine Savage** (Buena Park, Calif.) will join Phillips in looking for a starting job right out of the gate after earning Pac-4 League MVP after recording over 2,000 all-purpose yards his senior year at Western HS.

COACH KYLE WHITTINGHAM SAYS

"Our secondary was one of the strongest units on our team last year with all five starters now on NFL rosters. That being said, there is a great opportunity for our young players to step up and contribute right away. Mid-year enrollee Clark Phillips III was able to get a head start on the group and showed tremendous potential in a shortened spring session. The young talent we had in backup roles a year ago will now have their opportunity to earn starting jobs at both cornerback and nickel back."

SAFETY HEADLINERS RETURNING

Senior **Vonte Davis** will return to the safety group as the only returner who saw action at the position last season, playing in all 14 games on special teams and in six games as a reserve at safety.

SAFETY NEWCOMER SPOTLIGHT

Like the cornerback group, the Utah coaching staff got to work during this past signing day, bringing in three new safeties who bring versatility and athleticism to the table. **Kamo'i Latu** (Honolulu, Hawai'i), **Ben Renfro** (Magnolia, Texas) and **Nate Ritchie** (Cedar Hills, Utah) each bring different tools to the safety group this fall with Latu and Ritchie both earning all-state honors and Renfro receiving 2019 District 8-5A Utility Player of the Year.

COACH KYLE WHITTINGHAM SAYS

"Safety is another position where newcomers will be counted on to make an immediate impact, with both starters from 2019 being selected in the third round of the NFL draft. Vonte Davis is the most experienced of the group and we have incoming freshmen who have the potential to play right away. Ben Renfro enrolled in January, and fellow signees Nate Ritchie and Kamo'i Latu came in this summer and will have the opportunity to acclimate quickly and compete."

SPECIALISTS

THE LOWDOWN

Utah's special teams game is looking strong as the unit enters the 2020 season with its starter at placekicker, punter, snapper and punt returning all coming back.

HEADLINERS RETURNING

Known to Ute fans as a player "out of a video game," junior All-Pac-12 return specialist **Britain Covey** is back from injury and ready to wow the crowd in Rice-Eccles Stadium this year. The Utes will also welcome sophomore punter **Ben Lennon** and sophomore kicker **Jadon Redding** back to the field this year after putting together solid freshman campaigns in 2019.

NEWCOMER SPOTLIGHT

The Utes will see a pair of newcomers in **Tanner Cragun** (Frisco, Texas) and **Jordan Noyes** (Higham, Kent, England) challenge Redding in the kicking game while BYU transfer **Skyler Southam** will also compete for playing time after going 11-for-16 on field goals (47 long) his freshman year and handling kickoff duties as a sophomore.

COACH KYLE WHITTINGHAM SAYS

"We're in a much different place with our specialists than we were a year ago when we were replacing a kicker and punter, both of whom were drafted by NFL teams. However, that's not to say there won't be competition at those positions this year. Jadon Redding handled the majority of the placekicking duties last season and will be competing with several others to keep the job and punter Ben Lennon will be expected to make a big leap in his upcoming sophomore season. Having Britain Covey back at full strength will give our return game a dynamic, experienced weapon as well."



2020 Pre-Fall Depth Chart

OFFENSE

LEFT TACKLE

	GP	GS	CS
55 <i>Nick Ford (6-5, 315, Jr.)</i>	25	21	14
72 Luke Felix-Fualalo (6-7, 311, R-Fr)	1	0	0
94 Falcon Kaumatule (6-7, 294, R-Fr)	1	0	0

LEFT GUARD

71 <i>Braeden Daniels (6-4, 310, So.)</i>	16	14	14
51 Keaton Bills (6-4, 313, R-Fr)	3	0	0

CENTER

50 <i>Orlando Umana (6-4, 311, Sr.)</i>	39	25	11
54 Paul Maile (6-2, 300, So.)	10	0	0

RIGHT GUARD

53 <i>Johnny Maea (6-4, 310, So.)</i>	9	1	0
78 Sataoa Laumea (6-4, 305, RS-Fr)	1	0	0

RIGHT TACKLE

69 <i>Simi Moala (6-7, 312, So.)</i>	14	12	5
77 Bamidele Olaseni (6-7, 335, Sr.)	2	1	0

TIGHT END

89 <i>Cole Fotheringham (6-4, 245, Jr.)</i> <u>OR</u>	28	23	15
80 <i>Brant Kuithe (6-2, 230, Jr.)</i>	28	11	1
40 Ali'i Niumatalolo (6-2, 230, Sr.)	32	0	0

QUARTERBACK

12 <i>Drew Lisk Jr. (6-1, 203, Sr.)</i> <u>OR</u>	6	0	0
8 <i>Jake Bentley (6-4, 220, Sr.)</i> <u>OR</u>	33	33	0
7 <i>Cameron Rising (6-2, 220, So.)</i>	0	0	0

RUNNING BACK

6 <i>Devin Brumfield (5-10, 212, Jr.)</i> <u>OR</u>	21	2	0
5 <i>Jordan Wilmore (5-8, 200, So.)</i>	12	0	0

WIDE RECEIVER

1 <i>Bryan Thompson (6-2, 207, Jr.)</i>	28	10	0
45 Samson Nacua (6-3, 195, Sr.)	40	8	1

WIDE RECEIVER

21 <i>Solomon Enis (6-3, 208, Jr.)</i>	28	4	1
17 Devaughn Vele (6-4, 205, RS-Fr)	4	1	0

WIDE RECEIVER

18 <i>Britain Covey (5-8, 172, Jr.)</i>	29	15	0
---	----	----	---

DEFENSE

LEFT END

	GP	GS	CS
42 <i>Mika Tafua (6-3, 250, Jr.)</i>	25	19	7
46 Miki Suguturaga (6-4, 260, R-Fr) <u>OR</u>	2	0	0
44 Xavier Carlton (6-6, 260, Fr.) <u>OR</u>	0	0	0
58 Junior Tafuna (6-3, 255, Fr.)	0	0	0

LEFT TACKLE

41 <i>Hauati Pututau (6-3, 310, Sr.)</i>	39	1	0
96 Tanoa Togiai (6-6, 310, Fr.)	0	0	0

RIGHT TACKLE

98 <i>Viane Moala (6-6, 323, Sr.)</i>	13	0	0
49 Pita Tonga (6-1, 310, Sr.)	34	6	0

RIGHT END

92 <i>Maxs Tupai (6-1, 265, Sr.)</i>	31	9	0
91 Blake Kuithe (6-3, 255, So.) <u>OR</u>	0	0	0
7 Van Fillinger (6-4, 255, Fr.) <u>OR</u>	0	0	0
90 Devin Kaufusi (6-7, 270, Jr.)	25	3	0

ROVER LINEBACKER

29 <i>Nephi Sewell (6-0, 225, Jr.)</i>	26	20	0
55 Andrew Mata'afa (6-3, 225, So.) <u>OR</u>	7	0	0
20 Jeremy Mercier (6-3, 228, Jr.)	0	0	0

MAC LINEBACKER

0 <i>Devin Lloyd (6-3, 232, Jr.)</i>	28	14	14
9 Sione Fotu (6-0, 230, Fr.)	0	0	0

STUD LINEBACKER

54 <i>Hayden Furey (6-2, 225, So.)</i>	5	0	0
32 Moroni Anae (6-1, 225, Jr.)	0	0	0

LEFT CORNER

8 <i>Bronson Boyd (6-0, 187, Jr.)</i>	23	1	0
3 Drew Rawls (6-0, 188, R-Fr.)	4	0	0

RIGHT CORNER

4 <i>JaTravis Broughton (5-11, 190, So.)</i>	14	0	0
23 Faybian Marks (5-10, 185, Fr.)	0	0	0

NICKEL BACK

15 <i>Malone Mataeale (5-11, 185, So.)</i>	11	0	0
21 Clark Phillips III (5-10, 191, Fr.) <u>OR</u>	0	0	0
2 Aaron Lowe (6-0, 188, So.)	11	0	0

FREE SAFETY

10 <i>R.J. Hubert (6-0, 195, Jr.)</i>	20	3	0
13 Kamo'i Latu (6-3, 190, Fr.) <u>OR</u>	0	0	0
16 Zemaiah Vaughn (6-2, 175, Fr.)	0	0	0

STRONG SAFETY

19 <i>Vonte Davis (6-0, 190, Sr.)</i>	28	0	0
6 Nate Ritchie (6-2, 200, Fr.)	0	0	0

SPECIALISTS

KICKER

	GP	GS	CS
97 <i>Jadon Redding (5-11, 190, So.)</i>	14	0	0
67 Jordan Noyes (5-10, 209, Fr.)	0	0	0

PUNTER

33 <i>Ben Lennon (6-2, 213, So.)</i>	14	0	0
33 Jared March (5-11, 192, R-Fr.)	0	0	0

KICKOFFS

67 <i>Jordan Noyes (5-10, 209, Fr.)</i>	0	0	0
97 <i>Jadon Redding (5-11, 190, So.)</i>	14	0	0

HOLDER

33 <i>Ben Lennon (6-2, 213, So.)</i>	14	0	0
18 Britain Covey (5-8, 172, Jr.)	29	15	0

SNAPPER

93 <i>Keegan Markgraf (6-3, 225, Sr.)</i>	28	0	0
48 Noah Rodriguez-Trammell (6-2, 200, Jr.)	8	0	0

KICKOFF RETURNER

18 <i>Britain Covey (5-8, 172, Jr.)</i>	29	15	0
1 Bryan Thompson (6-2, 207, Jr.)	28	10	0

PUNT RETURNER

18 <i>Britain Covey (5-8, 172, Jr.)</i>	29	15	0
---	----	----	---

Depth chart includes only those players who are available to practice and currently enrolled in school. Returning starters are in italics

Note: GP = Games Played, GS = Games Started, CS = Consecutive Starts

INFORMATION

HERE'S UTAH

2020 OUTLOOK

PLAYER BIOS

COACHES & STAFF

SERIES HISTORY

2019 IN REVIEW

BOWL HISTORY

RECORD BOOK



*Defensive end Mika Tafua
earned honorable mention
All-Pac-12 in 2019.*

PLAYER BIOS



Returner Profiles

INFORMATION

HERE'S UTAH

2020 OUTLOOK

PLAYER BIOS

COACHES & STAFF

SERIES HISTORY

2019 IN REVIEW

BOWL HISTORY

RECORD BOOK

37

FAYSAL ADEN

Running Back
5-7, 205, R-Fr.
RS
Salt Lake City
West HS



UTAH: Walk-on joined the team in the fall of 2019.
2019: Redshirt.

HIGH SCHOOL: Ran for 793 yards on 167 carries with eight touchdowns as a senior at West HS ... 1,026 all-purpose yards as a senior included 233 receiving yards (16 catches) with three touchdowns ... 63 carries for 190 rushing yards (3 TD) as a junior while battling injuries ... team captain ... also competed in track and basketball ... October 2018 West High School Student-Athlete of the Month.

PERSONAL: Son of Abdikadir Muisal and Asho Sijako ... five sisters and two brothers ... born in Kenya, he and his family were refugee immigrants ... has not declared a major.

32

MORONI ANAE

Linebacker
6-1, 225, Jr.
SQ
San Diego, Calif.
Riverside CC



UTAH: Listed as the backup at stud linebacker on the fall camp depth chart ... walk-on joined the team in the spring of 2018.

2019: Scout team member.
2018: Scout team member.

PRIOR TO UTAH: Played in 11 games as a freshman at Riverside CC ... 37 tackles included five TFL (0.5 sack) ... also had a fumble recovery and a blocked PAT ... first-team CIF All-San Diego Section as a senior at Cathedral Catholic HS in 2016 ... 2016 first-team All-San Diego Section ... 106 tackles, 12.5 sacks, three forced fumbles, three pass breakups and one interception as a senior ... Oct. 2016 San Diego Union Tribune Athlete of the Month ... Cathedral Catholic won the CIF Division 1-AA state championship in 2016 and was ranked 13th in the nation by USA Today ... also participated in track and rugby.

PERSONAL: Son of Matthew and Valerie Anae ... mother (maiden name Cravens) played basketball at BYU ... grandfather Bill Cravens played football at Utah ... four sisters and one brother ... sister Wendy and cousin Valerie Nawahine played basketball at Utah, while cousin Malia Nawahine played basketball at

both Utah and BYU ... cousin Bradlee Anae was a Ute defensive end and cousin Adora was an All-American volleyball player at Utah ... cousin Su'a Cravens played for USC and Washington in the NFL ... majoring in human development and family studies ... full name Moroni Samala Anae (pronounced uh-nigh).

38

STONE AZARCON

Safety
6-0, 195, Jr.
1VL
Draper, Utah
Juan Diego Catholic HS



UTAH: Walk-on safety joined the team during preseason camp in 2017.
2019: Played in nine games on special teams ... Pac-12 All-Academic.
2018: Member of the scout teams.
2017: Redshirt.

HIGH SCHOOL: Two-time all-state and all-region cornerback for Juan Diego HS (Utah), earning first-team honors as a senior ... 33 tackles and two sacks as a senior ... also rushed for 1,043 yards (142 carries) and 11 touchdowns in 2016 ... 48 tackles and three interceptions in 2015 as a junior ... Juan Diego won 3A state championships in 2015 and 2016 ... also played basketball.

PERSONAL: Son of Jose and Cinamon Azarcon ... both parents are Utah graduates ... father is a doctor and mother is a lawyer ... one brother (deceased) and two sisters ... of Filipino descent ... majoring in criminology and psychology ... full name Dylan Stone Azarcon (pronounced uh-zar-con) ... born in Denver.

YEAR	G/GS	UT	AT	TOT	TFL	SACK
2019	9/0	0	0	0	0-0	0-0

76

LONDON BARTHOLOMEW

Offensive Line
6-2, 298, Sr.
1VL
Mesa, Ariz.
Ohio Wesleyan



UTAH: Walk-on transfer that joined the Utes in 2017 was awarded a scholarship prior to 2020 fall camp.
2019: Saw action in two games, playing on the offensive line against Idaho State and Colorado ... Pac-12 All-Academic honor roll.
2018: Member of the scout teams.
2017: Redshirt.

PRIOR TO UTAH: Played in 10 games at Ohio Wesleyan in 2016 ... honorable mention all-section his senior season at Red Mountain HS (Ariz.) ... also competed in track in the shot put in high school.

PERSONAL: Son of Chris and Danette Bartholomew ... mother played softball at Ohio State ... has dual U.S./British citizenship ... economics and sociology major ... full name is London Riley Bartholomew.

2

MICAH BERNARD

Running Back
5-11, 200, R-Fr.
1VL
Long Beach, Calif.
Gahr HS



2019: Saw action in four games on special teams ... redshirt.

HIGH SCHOOL: 2017 All-CIF Southern Section Division 10 ... 2017 Cal-Hi junior all-state ... two-time all-area, earning first-team honors and Area Offensive Player of the Year as a junior in 2017 ... three-star recruit by Rivals and 247sports ... 100 carries for 716 yards and nine touchdowns as a Gahr HS senior in 2018 ... averaged 7.2 yards per carry and 71.6 yards per game ... also had 606 yards receiving with six touchdowns for 1,322 all-purpose yards ... 259 carries for 2,411 yards and 27 TD as a junior, when he averaged 9.3 yards per carry and 200.9 yards per game ... 10 100-yard rushing games in 2017 ... also had 23 receptions for 191 yards receiving as a junior ... SoCal Prep Legends Boys Athlete of the Week after a 224-yard rushing, three touchdown performance against St. Anthony ... participated in track and basketball ...

PERSONAL: Name is pronounced muh-ky ... majoring in communication.

51

KEATON BILLS

Offensive Line
6-4, 313, R-Fr.
1VL
Draper, Utah
Corner Canyon HS



UTAH: Moved from the defensive to offensive line in the spring of 2019 ... listed as the back-up left guard on the preseason depth chart.

2019: Saw action on the offensive line in three games ... redshirt.

HIGH SCHOOL: Deseret News 4A first-team all-state in 2015 at Corner Canyon HS ... Salt Lake Tribune all-

Returner Profiles



state second team defensive lineman and honorable mention offensive lineman ... Region 7 Defensive MVP ... first-team all-region in 2014 and second-team all-region in 2013 ... No. 2 defensive end in the state of Utah by Scout and No. 15 overall prospect by Rivals ... three-star recruit by Scout, Rivals and 247Sports ... 141 career tackles with 8.0 sacks ... 69 tackles, 6.0 sacks and 10 quarterback hurries as a senior ... 46 tackles and 4.0 sacks in 2014 included an 11-tackle, two-sack performance against Woods Cross ... 26 tackles and a sack as a sophomore ... also played baseball and threw the javelin.

PERSONAL: Son of Steve and Karen Bills ... has 10 siblings: four brothers and five sisters ... enjoys cooking ... has not declared a major ... full name is Keaton Leavitt Bills.

8
BRONSON BOYD
Cornerback
6-0, 187, Jr.
2VL
Arlington, Texas
Texas Tech



UTAH: Moved to cornerback after playing receiver as a redshirt freshman ... listed as the starter at left corner on the fall camp depth chart.

2019: Played in all 14 games on special teams with appearances on defense against Idaho State, Oregon State and Colorado ... three total tackles.

2018: Played in nine games at receiver with one start (Washington) ... two receptions for 40 yards ... career long 25-yard reception at NIU.

2017: Sat out a required year of residence after transferring from Texas Tech.

PRIOR TO UTAH: Midyear high school graduate initially signed with and briefly attended Texas Tech ... first-team Southwest Preparatory Conference All-State as a junior at The Oakridge School (Texas) in 2015 when he had 61 receptions for 1,137 yards and eight touchdowns ... did not play as a senior due to a shoulder injury ... also averaged 23.6 yards on kickoff returns in 2015 with 13 returns for 307 yards ... ranked as the No. 21 receiver in Texas by Scout ... earned first-team SPC all-state basketball honors in 2015.

PERSONAL: Son of Bobby Boyd and Cynthia Tratree ... two brothers ... enjoys cooking ... health, society and policy major.

YEAR	G/GS	UT	AT	TOT	TFL	FR
2019	14/0	2	1	3	0-0	1

YEAR	G/GS	REC	YDS	AVG	TD	LONG
2018	9/1	2	40	20.0	0	25



Junior Bronson Boyd is listed as the starter at cornerback entering fall camp.

4
JATRAVIS BROUGHTON
Cornerback
5-11, 190, So.
1VL
Tulsa, Okla.
Union HS



UTAH: Listed as the starter at right corner on the fall camp depth chart after playing a backup role as a freshman.

2019: Played in all 14 games on special teams with appearances on defense in four games (Idaho State, Oregon State, California and Arizona) ... made first career interception against Idaho State ... eight tackles ... three tackles vs. Colorado.

PRIOR TO UTAH: Honorable mention all-state as a senior in 2018 ... 2018 second-team All-Tulsa World and All-USA Oklahoma ... 2018 first-team all-district 6A-2 ... three-star recruit by 247Sports ... 56 tackles and one interception as a junior at Union HS ... 27 tackles as a sophomore ... Union won the state title in 2016 and finished second in 2017 ... also participated in track ... won the 400 and finished second in the 100 and 200 at the 2017 USATF National Youth Outdoor Championships ... helped Union win a team track title in 2017, winning state titles in the 4x100, 4x200 and 4x400 relays and placing second in the 200.

PERSONAL: Son of Lamarr Broughton and Contina McCloud ... full name is Jatravis DeShawn McCloud Broughton ... taking classes towards a business major ... born in Fort Knox, Kentucky.

YEAR	G/GS	UT	AT	TOT	PBU	INT
2019	14/0	7	1	8	0	1

6
DEVIN BRUMFIELD
Running Back
5-10, 212, Jr.
2VL
Covington, La.
Covington HS



UTAH: Has played in 21 career games with two starts ... second-leading running back in carries and yards in 2019 as a sophomore ... listed as the starting running back on the preseason depth chart.

2019: Played in all 14 games, starting against Washington State ... second among running backs on the team in carries (59) and rushing yards (263), averaging 4.5 yards per carry with two rushing touchdowns ... also had nine catches for 41 yards ... career-high 10 carries for 63 yards including a career-long 30-yard rush and four catches for 28 yards against USC (91 all-purpose) ... 10 carries for 37 yards, including a one-yard rushing touchdown for his first career score against Oregon State ... six carries for 37 yards (6.2 ypc) against UCLA ... nine carries for 34 yards against California ... six carries for 24 yards against Washington State ... three carries for 22 yards against Idaho State ... scored a one-yard rushing touchdown against Colorado.

2018: Played in seven games with one start (vs. Washington in the Pac-12 Championship) ... 14 carries for 42 yards and three receptions for 18 yards ... three carries for 19 yards with a long of 13 against Northwestern in the Holiday Bowl ... two carries for 14 yards against Oregon.



Junior Devin Brumfield ranked second among running backs in both carries and rushing yards last season.

INFORMATION

HERE'S UTAH

2020 OUTLOOK

PLAYER BIOS

COACHES & STAFF

SERIES HISTORY

2019 IN REVIEW

BOWL HISTORY

RECORD BOOK



Returner Profiles

INFORMATION

HERE'S UTAH

2020 OUTLOOK

PLAYER BIOS

COACHES & STAFF

SERIES HISTORY

2019 IN REVIEW

BOWL HISTORY

RECORD BOOK

HIGH SCHOOL: Three-time 5A all-state running back was first team as a senior in 2017... 2017 District 6-5A Offensive MVP and two-time first-team all-district ... 2017 USA Today All-USA Louisiana first team ... two-time All-Metro Large Schools, including first-team honors as a senior ... 2017 first-team All-St. Tammany Parish ... Louisiana Football Magazine All-South LA team ... set Covington HS records for career rushing attempts, yards and touchdowns, rushing for more than 6,000 yards and 70 touchdowns ... Greater New Orleans Amateur Athlete of the Month for October 2017 ... three star recruit by Rivals and 247sports ... team captain rushed for 2,307 yards and 25 touchdowns as a senior ... two-time North Shore Player of the Week in 2017 (Oct. 25, Nov. 8) ... rushed for 244 yards and three scores against Mandeville to help Covington finish the regular season undefeated ... 262 rushing yards and a touchdown on 35 carries against Northshore ... rushed for 1,781 yards and 18 touchdowns in 2015.

PERSONAL: Son of Larry Brumfield and Kizzy Laurant ... five brothers and four sisters ... major is undeclared ... full name is Devin Raysean Brumfield.

YEAR	G/GS	RUSH	YDS	AVG	TD	LONG
2018	7/1	14	42	3.0	0	13
2019	14/1	59	263	4.2	2	30
Career	21/2	73	305	4.2	2	30

28
ROBBIE COLENZO JR.
Wide Receiver
5-6, 160, R-Fr.
RS
Downey, Calif.
Warren HS




2019: Redshirt.

HIGH SCHOOL: Had over 1,200 all-purpose yards each of his final two seasons at Warren HS ... 50 catches for 674 yards (5 TD), 350 kickoff return yards and 246 punt return yards his senior year ... also had six tackles and two fumbles recoveries in 2018 ... 43 receptions for 752 yards (8 TD), 23 kick returns for 457 yards, and 19 tackles (4.0 sacks), a forced fumble and a fumble recovery as a junior ... 26 catches for 351 yards, 191 kick return yards and 15 punt return yards his sophomore season ... team captain.

PERSONAL: Son of Robert and Nora Colenzo ... one brother and two sisters ... sister, Brittany, played softball at Vanguard University and sister, Sydney, played softball at Cal State Fullerton ... has not declared a major ... full name is Robert Daniel Colenzo Jr.

26
MAXWELL COTTON
Wide Receiver
5-8, 169, R-Fr.
RS
Los Angeles, Calif.
Notre Dame HS



2019: Redshirt.

HIGH SCHOOL: Played at Notre Dame HS (Sherman Oaks, Calif.) ... 12 tackles with a 60-yard interception return for a touchdown as a senior ... also had 12 receptions for 183 yards (2 TD) his senior season, averaging 15.3 yards per catch ... team captain ... also played lacrosse.

PERSONAL: Son of Jason and Hillary Cotton ... one brother ... has worked as an actor along with brother Mason ... acting credits include movies "Elysium," "Gangster Squad" and "Mr. Popper's Penguins" as well as TV series "Brothers and Sisters" ... health and kinesiology major ... full name Maxwell Cotton.

18
BRITAIN COVEY
Wide Receiver
5-8, 172, Jr.
3VL
Provo, Utah
Timpview HS



UTAH: Utah's leading receiver as a freshman in 2015 and a sophomore in 2018, redshirted in 2019 ... two-time All-Pac-12 returner (first team in 2018) and a 2015 Freshman All-American ... two career 100-yard receiving games ... served a church mission to Chile after his true freshman season ... 2018 first-team Pac-12 All-Academic and CoSIDA Academic All-District.
2019: Played in four games with three starts before redshirting ... 10 receptions for 77 yards, adding three rushes for 22 yards, three kick returns for 52 yards and nine punt returns for 69 yards ... team-high four receptions against Idaho State for 42 yards ... two catches for 24 yards with two kickoff returns for 37 yards against Northern Illinois ... three punt returns for 46 yards, including a game-long 40-yard return at BYU ... Pac-12 All-Academic honor roll.
2018: First-team All-Pac-12 returner was also Utah's leading receiver ... played in 13 games with four starts ... injured in the Pac-12 Championship game and missed the bowl game following surgery ... led the team in receptions (60), yards (637) and yards per game (49.0) with one touchdown ... 1,174 all-purpose yards led the team (172 rush, 637 receive, 221 punt return, 144 kick return) ... five 100-yard all-purpose games ... 3-of-3 passing for 71 yards and two



Junior Britain Covey, who returns from a redshirt year, was Utah's top receiver his first two seasons.

touchdowns ... tied his career best with 129 yards on eight receptions at NIU ... four receptions for 79 yards, a 46-yard touchdown pass and a career long 38-yard kickoff return against USC ... six catches for 51 yards and 2-of-2 passing with a 58-yard touchdown pass against Arizona ... five receptions for 47 yards, 19 yards rushing, 1-of-1 passing for a TD and 66 punt return yards against UCLA ... seven catches for 79 yards against Weber State ... first-team Pac-12 All-Academic and CoSIDA Academic All-District.
2015: First-team Freshman All-American by Sporting News (punt returner), Scout.com (punt returner) and Pro Football Focus (receiver) ... All-Pac-12 honorable mention return specialist ... played in 12 games with eight starts (missed the Colorado game due to injury) ... led the team with 43 receptions and 519 yards ... tied for the team lead in touchdown catches (4) ... averaged 12.1 yards per catch ... led all Pac-12 freshmen in receiving yards (519), receiving yards per game (43.3), receptions per game (3.6), touchdown catches (4) and receptions (43, tie) ... season-high 129 receiving yards and two touchdowns vs. USC ... 68 receiving yards vs. Arizona, 61 yards vs. Utah State and 58 yards in career debut against Michigan ... 55 receiving yards at Oregon included touchdown catches of 25 and 26 yards ... second on the team in all-purpose yards with 916 (78.2 per game) ... 11.7 yards per punt return (21 for 246 yards) ranked second in the Pac-12 and 17th in the nation ... 77-yard punt return for a touchdown at Fresno State ... also had seven kick returns for 169 yards (24.1 average) ... 217 all-purpose yards vs. USC (129 receiving, 45 kick return, 43 punt return).

HIGH SCHOOL: 2014 Region 8 MVP ... Deseret News 2014 Utah 4A Mr. Football ... Salt Lake Tribune 2014 first-team 4A all-state quarterback ... also made the 2014 All-Tribune Team ... Daily Herald 2013 and 2014 Utah Valley Football Player of the Year ... as a senior in

Returner Profiles



2014, he passed for 2,602 yards and 30 touchdowns with a completion rate of 71.9% ... also rushed for 1,640 yards and 26 touchdowns ... eight 100-yard rushing games as a senior in 2014 ... as a junior, he passed for 1,890 yards and 26 touchdowns while completing 69.8% of his passes ... also rushed for 1,264 yards and 18 touchdowns in 2013 ... 249 yards receiving and four touchdowns as a sophomore in 2012 ... finished his prep career with almost 7,400 yards of total offense ... fourth all-time in the state of Utah in all-time career touchdowns responsible for with 111 in less than two years at quarterback ... team co-captain led Timpview to back-to-back 4A state championships in 2013 and 2014 ... undefeated in two seasons as the quarterback, he won 26-straight games, including a 14-0 record in 2014 ... high school coach was Cary Whittingham, brother of Utah head coach Kyle Whittingham ... also played basketball, soccer and ran track.

PERSONAL: Son of Jeri and Stephen Covey ... grandfather Stephen Covey authored the bestseller "Seven Habits of Highly Effective People" ... brother Stephen played football at BYU ... management major while also working toward a minor in Spanish.

YEAR	G/GS	REC	YDS	AVG	TD	LONG
2015	12/8	43	519	12.1	4	66
2018	13/3	60	637	10.6	1	48
2019	4/3	10	77	7.7	0	21
Career	29/14	113	1233	10.9	5	66

71 BRAEDEN DANIELS

Offensive Line
6-4, 310, So.
1VL
Carrollton, Texas
Hebron HS



UTAH: Started all 14 games at left guard as a true freshman.
2019: Started all 14 games at left guard ... Pac-12 All-Academic honor roll.
2018: Played in two games ... 13 total plays ... season-high 10 plays vs. Weber State ... redshirt.

HIGH SCHOOL: First-team all-district selection in 2016 ... Hebron HS (Texas) three-star recruit by 247Sports and Rivals ... Hebron won Area and Bi-District Championships in 2016 ... also competed in track and field, finishing third in the area and district in the shot put in 2017.

PERSONAL: Son of Sigmond and Yronica Daniels ... mother played basketball at McNeese University ... business major ... full name is Braeden Edward Daniels.

19 VONTE DAVIS

Safety
6-0, 190, Sr.
2VL
Rosenberg, Texas
Blinn College



UTAH: Listed as the starter at strong safety on the fall depth chart after serving a backup role last season ... January 2018 signee enrolled in school a month later and participated in spring camp.
2019: Played in all 14 games on special teams with appearances on defense in six games ... 11 tackles ... five tackles against Idaho State with an assisted TFL ... three tackles vs. Arizona.
2018: Played in all 14 games on special teams with appearances on defense against Arizona and Colorado ... four tackles ... two tackles against Oregon.

PRIOR TO UTAH: Second-team NJCAA All-American in his only season at Blinn College ... 2017 first-team All-Southwest Junior College Football Conference ... 48 tackles (1.0 sack), two interceptions, three forced fumbles and three fumble recoveries ... first-team all-district on both offense and defense as a senior at Terry HS (Texas) ... two-time all-district on defense ... Terry reached the second round of the playoffs in 2016 ... two-time second-team all-district in basketball ... third in the state in the triple jump and seventh in the state in the long jump as a senior after winning region and district titles in both events ... 2016 honorable mention academic all-state.

PERSONAL: Son of Victor Davis Sr. and Sheryl Davis ... one brother ... sociology major ... name is pronounced von-tay.


YEAR	G/GS	UT	AT	TOT	TFL	PBU	INT
2018	14/0	0	4	4	0-0	0	0
2019	14/0	7	4	11	0.5-0	0	0
Career	28/0	7	8	15	0.5-0	0	0



Senior Vonte Davis is slated to start at strong safety.

51 SAMUELA ELISAIA

Linebacker
6-0, 225, Sr.
SQ
South Jordan, Utah
Snow College



UTAH: Walk-on moved from defensive end to linebacker.
2019: Played on the scout teams.
2018: Played on the scout teams.

PRIOR TO UTAH: Played in six games at Snow College in 2017 after redshirting in 2016 ... 27 tackles with 3.5 sacks as a senior at Bingham HS (Utah) in 2015 ... 2016 Polynesian All-American Bowl ... six tackles, one sack and an interception as a junior ... helped Bingham win the state title in 2014.

PERSONAL: Son of Doug and Leata Elisaia ... father is Utah's Director of Sports Performance for football ... three sisters ... sister Safua plays volleyball for the Academy of Art in San Francisco ... sister Leisa plays volleyball at CSU Bakersfield ... communication major ... full name is Samuela Elisaia (pronounced sah-moo ell-ee-sy-a).

21 SOLOMON ENIS

Wide Receiver
6-3, 208, Jr.
2VL
Phoenix, Ariz.
North Canyon HS



UTAH: Has played in 28 career games with four starts at wide receiver ... listed as a starting wide receiver in the fall camp depth chart.
2019: Played in all 14 games, starting twice (Colorado, Texas) ... 14 catches for 158 yards (11.3 ypc) ... career-best three catches for 62 yards, including a career-long 41-yard catch against Washington State ... two catches for 24 yards against Washington ... three catches for 18 yards against Idaho State ... two catches for 16 yards against Oregon in the Pac-12 Championship game ... four tackles on special teams ... Pac-12 All-Academic honor roll.

2018: Played in all 14 games with two starts (Arizona and Oregon) ... 13 catches for 179 yards (13.8 yards per catch) and a touchdown ... two catches for 35 yards against BYU ... two catches for 34 yards included a season-long 29-yard reception against Weber State ... three catches for 34 yards against Northwestern in the Holiday Bowl ... 27-yard touchdown reception against USC ... two catches for 25 yards against Arizona State.

INFORMATION

HERE'S UTAH

2020 OUTLOOK

PLAYER BIOS

COACHES & STAFF

SERIES HISTORY

2019 IN REVIEW

BOWL HISTORY

RECORD BOOK



Returner Profiles

INFORMATION

HERE'S UTAH

2020 OUTLOOK

PLAYER BIOS

COACHES & STAFF

SERIES HISTORY

2019 IN REVIEW

BOWL HISTORY

RECORD BOOK

HIGH SCHOOL: Four-star recruit and the No. 2 recruit in Arizona by Rivals and 247Sports Composite ... No. 47 nationally at wide receiver by Rivals ... honorable mention All-USA Arizona as a senior at North Canyon HS ... two-time first-team AIA 5A Northeast Valley all-region ... two-time PVSchools all-district ... No. 1 recruit in the state by AZCentral ... 2016 AZCentral second-team all-conference ... competed at The Opening Finals elite camp ... on 2018 Polynesian Bowl roster ... 1,670 all-purpose yards as a senior included 46 receptions for 820 yards and eight touchdowns ... also had three kick returns for 176 yards and three punt returns for 137 yards and two touchdowns ... 2-of-4 passing for 41 yards and a touchdown ... two-way player had 57 tackles, 7.0 TFL, 3.0 sacks, two interceptions for 87 yards and a touchdown, four forced fumbles and a blocked field goal as a senior ... 1,575 all-purpose yards as a junior included 64 receptions for 1,144 yards and 10 touchdowns and 19 carries for 318 yards and four touchdowns ... also had 32 tackles, two interceptions, a pass breakup and three kick returns for 113 yards and a touchdown as a junior ... 29 catches for 370 yards and 12 kick returns for 374 yards and two touchdowns as a sophomore ... member of the 2017 state champion 4x400 relay team ... placed seventh in the state in the 200m ... North Canyon HS won the 2017 state track championship ... also played basketball ... participated in student government ... attended Sandra Day O'Connor HS as a freshman.

PERSONAL: Son of Curtis Enis, Tiffanie Marrero and Marion Marrero ... father Curtis Enis is a former Penn State All-America running back who spent three seasons in the NFL with the Chicago Bears (1998-2000) ... three brothers ... business major ... last name is pronounced ee-niss.

YEAR	G/GS	REC	YDS	AVG	TD	LONG
2018	14/2	13	179	13.8	1	29
2019	14/2	14	158	11.3	0	41
Career	28/4	27	337	12.5	1	41



Junior wide receiver Solomon Enis had a pair of starts and made 14 catches in 2019.

72

LUKE FELIX-FUALALO

Offensive Line

6-7, 311, R-Fr.

1VL

**Brisbane, Australia
Mater Dei HS (Calif.)**



UTAH: Enrolled early in January of 2019 ... listed as the back-up left tackle on the preseason depth chart.
2019: Saw action in one game, playing on the offensive line against Idaho State ... redshirt.

PRIOR TO UTAH: Native of Australia moved to the U.S. to play football ... played two seasons at California high schools—in 2017 at Cathedral HS and in 2018 at Mater Dei HS ... three-star recruit by Rivals and 247Sports ... Mater Dei won the 2018 CIF-Southern Section Division 1 title ... team ended IMG Academy's (Fla.) 41-game winning streak with a 28-24 victory ... didn't start playing football until his junior year in 2017 ... played rugby in Australia.

PERSONAL: Son of Daniel Fualalo and Denise Felix ... mother was a professional netball player ... three brothers ... interests include art ... computer science major ... named for Luke Skywalker of the Star Wars trilogy ... full name is Luke Sione Felix-Fualalo (pronounced foo-a-lah-lo).

55

NICK FORD

Offensive Line

6-5, 315, Jr.

2VL

**San Pedro, Calif.
San Pedro HS**



UTAH: Versatile lineman that has seen action at guard, tackle and center ... 21 career starts ... honorable mention All-Pac-12 in 2019.

2019: Honorable mention All-Pac-12 ... started all 14 games (right tackle at BYU, right guard in the last 13).

2018: Played in the first 11 games with seven starts (6 at left guard, 1 at right tackle) ... also played center against Washington State (36 snaps) ... played 519 snaps in games where they were recorded (stats were not kept in the last three games) ... four cuts ... season-high 84 plays and a cut against USC ... honorable mention Pac-12 All-Academic.

2017: Made the travel roster but redshirted.

HIGH SCHOOL: Marine League Defensive Player of the Year and CIF-LA City Section Division I Offensive Lineman of the Year as a senior in 2016 ... had 56 tackles (including 24 tackles for loss and 10 sacks), two pass breakups and a forced fumble his senior year ... also had 25 pancake blocks in 2016, when his San Pedro HS (Calif.) team gained 4,004 yards of



Junior returning starter Nick Ford earned honorable mention All-Pac-12 accolades in 2019.

total offense and scored 43 offensive touchdowns ... lettered three years in track and field.

PERSONAL: Enjoys piano, guitar, science, surfing and horseback riding ... heritage includes black Portuguese and native American ... son of Michael and Maria Ford ... father played wide receiver for California from 1986-89 ... two brothers and one sister ... older brother's health condition inspired him to take up football ... psychology major ... full name is Nicolas Ford.

89

COLE FOTHERINGHAM

Tight End

6-4, 245, Jr.

2VL

**San Clemente, Calif.
San Clemente HS**



UTAH: Has started in 23 of the 28 games he has played in ... can block and run routes efficiently.

2019: Started all 14 games ... 16 catches for 156 yards (9.8 ypc) with one receiving touchdown ... three catches for 30 yards in the Alamo Bowl vs. Texas ... three catches for 23 yards and a two-yard receiving touchdown at USC ... two catches for 23 yards against California ... two catches for 19 yards against Arizona State ... two receptions for 16 yards against Oregon in the Pac-12 Championship game ... Pac-12 All-Academic honor roll.

2018: Played in all 14 games, starting nine ... 17 receptions for 190 yards (2 TD) ... led Utah with five catches for 76 yards against Oregon, including a

Returner Profiles



career-long 40-yarder ... two catches for 37 yards against Colorado ... two receptions for 24 yards against Washington in the Pac-12 Championship game ... 7-yard touchdown catch against UCLA ... scored a touchdown on his first career reception (vs. Weber State) ... also played on special teams.

HIGH SCHOOL: Selected to the 2015 All-USA California Football Team ... rated as a three-star prospect by Rivals.com and Scout.com ... 100 career receptions for 1,244 yards and 19 touchdowns ... as a senior captain at San Clemente HS in 2015, had 45 receptions for 600 yards and 10 touchdowns (as well as five pancake blocks) ... 50 catches for 585 yards and eight touchdowns his junior season ... 135 receiving yards and two touchdowns against Laguna Hills ... helped San Clemente win back-to-back Sea View League championships ... also saw time at quarterback, completing 34-of-56 passes (60.7%) for 428 yards and five touchdowns in his career ... also won four letters in basketball and was the winningest basketball player in school history.

PERSONAL: Son of Chad and Nicole Fotheringham ... father played quarterback at Pacific ... oldest of seven children ... served an LDS church mission in Nicaragua ... enjoys surfing and guitar ... has not declared a major.

YEAR	G/GS	REC	YDS	AVG	TD	LONG
2018	14/9	17	190	11.2	2	40
2019	14/14	16	156	9.8	1	16
Career	28/23	33	346	10.5	3	40



Tight end Cole Fotheringham started all 14 games and made 16 catches in 2019.

54 HAYDEN FUREY

Linebacker
6-2, 225, So.
1VL
Saratoga Springs, Utah
Westlake HS



UTAH: Walk-on joined the team in the fall of 2019 ... listed as the starter at stud linebacker on the fall camp depth chart.

2019: Played in five games on special teams (Oregon State, California, UCLA, Oregon) ... one tackle.

HIGH SCHOOL: Team captain at Westlake HS ... 49 tackles (2.0 TFL), two passes defended and a forced fumble along with 39 receptions for 526 yards (6 TD) playing both ways as a senior in 2018 ... 25 receptions for 215 yards and seven touchdowns his junior year ... also played basketball.

PERSONAL: Son of Justin and Kelly Furey ... three brothers ... full name is Hayden Shelby Furey ... business major ... born in Boise, Idaho.

YEAR	G/GS	UT	AT	TOT	TFL	SACK
2019	5/0	1	0	1	0-0	0-0

83 CAMERON GARDNER

Wide Receiver
5-10, 183, So.
1VL
Danville, Calif.
Mater Dei HS



UTAH: Walk-on joined the team in the fall of 2019.
2019: Saw action in seven games on special teams, playing as a reserve wide receiver in three.

HIGH SCHOOL: Played football at Mater Dei HS ... 17 receptions for 392 yards and four touchdowns as a senior and also returned punts ... caught a 27-yard touchdown pass in the state championship game in 2018 ... 43 catches for 431 yards and one touchdown his junior year ... 15 receptions for 216 yards and two touchdowns as a sophomore ... Mater Dei won back-to-back CIF-SS State Championships from 2017-18 ... also competed in the sprints in track.

PERSONAL: Son of Brian and Pam ... one brother and one sister ... has not declared a major ... full name Cameron James Gardner.

56 TYLER GONZALEZ

Defensive End
6-3, 245, So.
SQ
San Diego, Calif.
Granite Hills HS



UTAH: Walk-on has played on the scout teams his first two seasons.

2019: Played on the scout teams.

2018: Redshirt.

PRIOR TO UTAH: 2016 Grossmont Conference Co-Defensive Player of the Year at Granite Hills HS ... two-time all-conference ... two-time first-team all-county ... 94 tackles (24.0 TFL, 6.5 Sacks), two passes defended and a fumble recovery in 2017 ... also played running back, rushing for 892 yards and nine touchdowns on 105 carries ... 2018 Spanos All-Star Classic was named defensive captain of the South team ... 2018 Grossmont Athletic Conference Sportsmanship Award ... 2018 National Football Foundation San Diego MVP ... also competed in track and was the 2018 CIF San Diego Section shot put champion.

PERSONAL: Son of David and Deanne Gonzalez ... one brother and one sister ... father played football at Harding University from 1994-97 ... business major ... full name is David Tyler Gonzalez.

43 MUFI HILL-HUNT

Tight End
6-6, 255, Sr.
1VL
Sandy, Utah
Michigan State



UTAH: Has one year remaining after coming to Utah as a graduate transfer from Michigan State.

2019: Appeared in two games (Idaho State, UCLA).

PRIOR TO UTAH: Spent three seasons at Michigan State (2016-18) ... played in two games, both as a redshirt freshman in 2017 (Penn State, Ohio State) before suffering an injury, and did not record any stats ... named Scout Team Player of the Week vs. Rutgers in 2016 ... second-team all-state as a senior in 2014 at Taylorsville HS ... ranked as the No. 8 player in the state of Utah coming out of high school by 247Sports and rated one of the top weak side defensive ends in the country by Rivals (No. 30) and 247Sports (No. 36) ... 73 tackles as a senior included 16 TFL and 12 sacks along with an interception ... played at Brighton HS as a junior ... was a member of Jordan HS's 2012 state championship team as a sophomore, recording nine tackles with 1.5 sacks and two passes defended

INFORMATION

HERE'S UTAH

2020 OUTLOOK

PLAYER BIOS

COACHES & STAFF

SERIES HISTORY

2019 IN REVIEW

BOWL HISTORY

RECORD BOOK



Returner Profiles

... also earned all-state and all-region honors in basketball as a senior playing for Waterford HS.

PERSONAL: Son of Eugene and Michelle Hunt ... father was in the band The Jets ... two sisters and one brother ... served an LDS mission in Virginia ... full name is Eugene Vila Moliofi Hunt ... born in Pago Pago, American Samoa ... pursuing a master's in public administration.

YEAR	G/GS	UT	AT	TOT	TFL	SACK
2017	2/0	0	0	0	0	0
2019	2/0	0	0	0	0	0
Career	4/0	0	0	0	0	0

10
R.J. HUBERT
 Safety
6-0, 195, Jr.
2VL
 Logandale, Nev.
 Moapa Valley HS



UTAH: Committed to Utah in 2016 before leaving to serve an LDS church mission ... listed as the starter at free safety entering fall camp.

2019: Played in 13 games on special teams with 10 appearances on defense, including three starts (Idaho State, Washington State, Washington) ... missed the Alamo Bowl due to injury ... 22 tackles ... career-high seven tackles vs. Washington State ... six tackles vs. Idaho State ... forced a fumble against Washington ... pass breakup vs. UCLA ... Pac-12 All-Academic.

2018: Played in seven games, including the last six, on special teams ... two tackles.

HIGH SCHOOL: 2015 Nevada Division 1A Offensive Player of the Year and 2014 1A MVP ... 2015 All-Southern Region Offensive MVP ... Rivals.com All-Southern Nevada Division 1A Overall Player of the Year in 2014 ... two-time first-team all-state wide receiver also played running back, defensive back and returned kicks ... scored 50 career touchdowns (23 receiving, 15 rushing and 12 return) ... 90 career receptions for 1,747 yards (19.4 ypc) ... as a senior in 2015, he had 41 receptions for 783 yards and nine TDs, and 73 rushes for 727 yards (10.0 ypc) and 15 TDs ... six interceptions (1 TD) and 61 tackles in 2015, when he also returned five kickoffs for touchdowns ... as a junior, he caught 49 passes for 964 yards and 14 touchdowns ... also had six interceptions and 71 tackles in 2014 ... ran track and had personal bests of 6'7" in the high jump, 11.23 in the 100-meter dash and 14.65 in the 110-meter hurdles.

PERSONAL: Son of Anne and Phillip Brown ... communication major ... full name is R.J. Andrew Hubert.

YEAR	G/GS	UT	AT	TOT	TFL	PBU	INT
2018	7/0	2	0	2	0-0	0	0
2019	13/3	15	7	22	0-0	1	0
Career	20/3	17	7	24	0-0	1	0

94
FALCON KAUMATULE
 Offensive Line
6-7, 294, R-Fr.
RS
 Las Vegas, Nev.
 Bishop Gorman HS



UTAH: Moved from offense to defense briefly in the spring of 2020 ... listed as the co-No. 2 at left tackle on the preseason depth chart.

2019: Saw action in one game, playing on offense against UCLA ... redshirt.

HIGH SCHOOL: Played defensive end and tight end at Bishop Gorman HS (Nev.) ... 17 tackles (2.0 TFL, 1.5 sacks), a forced fumble and a touchdown reception as a junior in 2017 ... helped lead Bishop Gorman to two state championships (2017-18) ... honorable mention IHL all-star as a sophomore at Punahou HS (Hawaii) in 2016, playing offensive and defensive line ... three-star recruit by 247sports and Rivals ... also played basketball.

PERSONAL: Son of Soakai Kaumatule and Patricia Mataele ... five brothers and three sisters ... brother Luke played football at Stanford ... brother Canton played football at Oregon and Central Florida ... has not declared a major ... full name is Noah Falcon Kaumatule (pronounced cow-muh-tool-ay) ... born in Honolulu, Hawaii.

91
BLAKE KUITHE
 Defensive End
6-3, 255, So.
SQ
 Katy, Texas
 Cinco Ranch HS



UTAH: Spent last season continuing to recover from an injury suffered his freshman year ... listed as a backup at right end entering fall camp.

2019: Played on the scout teams.


2018: Redshirt (injury).

HIGH SCHOOL: APSE 6A all-state honorable mention as a senior at Cinco Ranch HS (Texas) ... three-time all-district selection was first team as a junior ... finalist for the Touchdown Club of Houston Defensive Player of the Year ... 2017 VYPE All-Houston honorable mention ... three star recruit by 247sports and Rivals ... 184 career tackles included 19 tackles for loss and 10 sacks ... 29 tackles (3.0 TFL, 2.0 sacks) through six games in an injury-plagued senior season ... 94 tackles (9.0 TFL, 6.0 sacks), three passes defensed, a forced fumble and a blocked punt as a junior ... also had a four-yard reception for a touchdown in 2016 ...

53 tackles (70 TFL, 1.0 sack) and one pass defensed his sophomore season ... eight tackles (1.0 sack) as a freshman ... three-time first-team academic all-district ... also competes in track and field, placing third at the 2015 state championship in the shot put as a freshman and fourth in 2016 ... third in the shot put at the Texas Meet of Champions in 2016 ... seventh in the discus at the 2016 Texas Meet of Champions ... 10th in the shot put at the 2014 USATF Junior Olympic Track and Field Championship.

PERSONAL: Son of Dennis and Debbie Kuithe ... father played football at North Texas ... one twin brother (Ute tight end Brant) and one sister ... business major ... name is pronounced keeth-ee.

80
BRANT KUITHE
 Tight End
6-2, 230, Jr.
2VL
 Katy, Texas
 Cinco Ranch HS



UTAH: Utah's leading tight end in receptions for two straight years and Utah's leader in receiving yards in 2019 (602) ... second-team All-Pac-12 and third-team PFF All-America in 2019.

2019: Second-team All-Pac-12 ... Pro Football Focus All-America third-team ... played in all 14 games, starting nine ... led the team in receptions (34), receiving yards (602) and receiving touchdowns (6), adding six rushes for 102 yards (17.0 ypc) and three rushing scores ... averaged 17.71 yards per reception, which ranked No. 38 in the FBS (No. 4 in the Pac-12) and was No. 2 in the FBS among tight ends ... his nine total touchdowns tied for first among tight ends in the FBS ... career-high five catches for 132 yards, including a career-long 69 yard touchdown ... his 132 yards was the most receiving yards by a Utah player in 2019 ... 122 all-purpose yards against Colorado that included three catches for 63 yards with 38-yard and 7-yard receiving touchdowns, adding two rushes for 59 yards that included a career-long 44-yard rush and a 15-yard rushing touchdown ... team-high 81 receiving yards on four catches against Arizona, adding two rushing touchdowns on two carries for nine yards ... three catches for 80 yards and a 60-yard touchdown catch against Idaho State ... two receptions for 44 yards and a 21-yard receiving touchdown against Oregon State ... three catches for 37 yards against BYU ... three catches for 30 yards and one rush for 29 yards against Texas in the Alamo Bowl ... three catches for 30 yards and a one-yard receiving touchdown against California ... two catches for 29 yards against No. 17 Arizona State.

2018: Played in all 14 games, starting two (USC, Washington in the Pac-12 Championship game) ... led the tight ends with 227 yards (20 catches, 1 TD) ... 11.4 yards per catch ... career-high four catches for

INFORMATION

HERE'S UTAH

2020 OUTLOOK

PLAYER BIOS

COACHES & STAFF

SERIES HISTORY

2019 IN REVIEW

BOWL HISTORY

RECORD BOOK

Returner Profiles



Tight end Brant Kuithe found the end zone six times and was named a third-team All-American in 2019.

68 yards including a career-long 30-yarder against USC ... four catches for 47 yards against Oregon ... four catches for 36 yards against Northwestern in the Holiday Bowl ... three catches for 22 yards against Stanford ... scored a 29-yard touchdown against Weber State on his first career reception ... two tackles on special teams.

HIGH SCHOOL: 2017 District 19-6A MVP as a senior at Cinco Ranch HS (Texas) ... three-time all-district ... finalist for the Touchdown Club of Houston Offensive Player of the Year ... two-time VYPE All-Houston (2016 second team, 2017 honorable mention) ... three star recruit by 247sports and Rivals ... rushed for 1,041 yards (second in the district) and 18 touchdowns in seven games in an injury-shortened senior season ... also had seven receptions for 70 yards (1 TD) and four kickoff returns for 86 yards in 2017 ... career-high 237 yards rushing against Katy Taylor HS ... starting punter as a senior had 22 punts for 881 yards (40.0 yard average) with seven punts inside the 20-yard line ... 2,784 all-purpose yards as a junior included 1,891 rushing, 374 receiving, 479 kick return and 39 punt return ... 28 touchdowns as a junior (24 rush, 3 receive, 1 KR) ... also completed 15-of-30 pass attempts for 199 yards and two touchdowns ... two-time first-team academic all-district ... also competed in track in the sprints (100m, 200m) and jumps (long jump, triple jump).

PERSONAL: Son of Dennis and Debbie Kuithe ... father played football at North Texas ... one twin brother (Ute defensive end Blake) and one sister ... majoring in communication ... name is pronounced keeth-ee.

YEAR	G/GS	REC	YDS	AVG	TD	LONG
2018	14/2	20	227	11.4	1	30
2019	14/9	34	602	17.7	6	69
Career	28/11	54	829	15.4	7	69

93

SEMISI LAUAKI

Defensive Line

6-3, 300, R-Fr.

1VL

Hawthorne, Calif.

Leuzinger HS



UTAH: Originally signed in 2016 before serving a church mission ... re-signed in December 2018 and enrolled in school spring semester.

2019: Played in three games (Idaho State, Colorado, Texas) ... redshirt.

HIGH SCHOOL: First-team all-Pioneer League defensive tackle as a senior in 2015 ... first-team all-Pioneer League offensive lineman as a junior ... started on both sides of the ball for Leuzinger HS (Calif.) ... invited to play in the Polynesian All-American Bowl ... three-star defensive tackle by Rivals and Scout ... 41 tackles (2.0 sacks) and a forced fumble as a senior ... also threw shot (43'0 best) and discus.

PERSONAL: Son of the late Amaleki and Fauniteni Lauaki and Ed and Lizette Russell ... six brothers and one sister ... has not declared a major ... full name is Semisi Finau Felemi Lauaki (pronounced sa-meese-ee lao-walk-ee).

YEAR	G/GS	UT	AT	TOT	TFL	SACK
2019	3/0	0	0	0	0-0	0-0

78

SATAOA LAUMEA

Offensive Line

6-4, 305, R-Fr.

1VL

Rialto, Calif.

Eisenhower HS



UTAH: Listed as the No. 2 at right guard on the preseason depth chart.

2019: Saw action in one game, playing on the offensive line against UCLA ... redshirt.

HIGH SCHOOL: All-CIF Southern Section Division 10 Offensive Player of the Year for Eisenhower HS ... four-star recruit by 247Sports ... first-team all-area and first-team All-Citrus Belt League as a junior in 2017 ... 2017 Cal-Hi Sports junior all-state ... invited to the 2019 Polynesian Bowl ... four-year varsity player ... also played defensive tackle with 19 tackles (4.0 TFL, 2.0 sacks), a forced fumble and blocked PAT as a senior ... 21 tackles (6.0 TFL, 6.0 sacks), two forced fumbles and a fumble recovery as a junior ... Eisenhower won the 2018 Division 10 CIF SS Championship... also participated in track and field (shot and discus)

PERSONAL: Son of Felagui and Suamili Laumea ... one of 10 kids (six sisters, three brothers) ... has not declared a major ... name is pronounced sah-tau-ah lau-may-uh.

33

BEN LENNON

Punter

6-2, 213, So.

1VL

Viewbank, Australia

Swinburne University



UTAH: Third Aussie punter at Utah since 2012 started as a true freshman ... also holds for place kicks.

2019: Started all 14 games at punter ... 20 punts inside the 20-yard line, including nine at or inside the 10-yard line with just two touchbacks ... 40.9 punt average (44 punts, 1,800 yards) ... three punts of 50-plus yards ... season highs of seven punts, 330 yards and a 471 average against Texas in the Alamo Bowl, including two punts inside the 20-yard line ... four punts for 181 yards (45.2 avg.) against Northern Illinois with a season-long 62-yard punt ... four punts for a 41.2 average vs. Washington ... five punts vs. Arizona State (39.8 avg.) ... five punts vs. Oregon in the Pac-12 Championship with two inside the 20-yard line (39.6 avg.) ... team captain.

PRIOR TO UTAH: Played four seasons of Australian rules football in the Australian Football League from 2014-17 ... forward was selected in the first round of the 2013 AFL draft with the No. 12 overall pick by the Richmond Tigers ... played in 21 career games with 10 goals ... 2015 AFL Rising Star nominee... earned All-Australian honors representing the Victorian Metro region at the 2013 AFL Under 18 Championships ... 2013 AIS-AFA Academy program ... spent three years in TAC Cup (2011-13) with the Northern Knights ... as a prep, attended Swinburne University.

PERSONAL: Son of Stephen and Lesley Lennon ... two sisters ... sister Grace is a professional golfer ... enjoys golf and snowboarding ... sociology major ... hometown Viewbank is located in Victoria, Australia.

YEAR	G	ATT	YDS	AVG	TB	I20	50+	LNG
2019	14	44	1800	40.9	2	20	3	62

INFORMATION

HERE'S UTAH

2020 OUTLOOK

PLAYER BIOS

COACHES & STAFF

SERIES HISTORY

2019 IN REVIEW

BOWL HISTORY

RECORD BOOK



Returner Profiles

INFORMATION

HERE'S UTAH

2020 OUTLOOK

PLAYER BIOS

COACHES & STAFF

SERIES HISTORY

2019 IN REVIEW

BOWL HISTORY

RECORD BOOK

12

DREW LISK

Quarterback
6-1, 203, Sr.
3VL
Draper, Utah
Jordan HS



UTAH: A 2016 walk-on, he was awarded a scholarship in the summer of 2018.

2019: Saw action in four games ... 7-of-9 passing (0 INT, 0 TD) for 52 yards with one rush for four yards ... went 6-of-6 (0 INT, 0 TD) passing for 38 yards against Idaho State ... 1-of-3 passing for 14 yards against No. 17 Arizona State ... Pac-12 All-Academic honor roll.

2018: Played in one game, seeing action against Colorado ... lettered.

2017: Appeared in one game, playing the final series against West Virginia in the Heart of Dallas Bowl ... lettered.

2016: Redshirt.

HIGH SCHOOL: Salt Lake Tribune and Deseret News first-team all-state quarterback as a senior in 2015 ... 2015 All-USA Utah Football Team ... 2015 Region 3 offensive co-MVP ... led the state with 4,706 yards of total offense (sixth most in state history) as a senior ... passed for 3,954 passing yards and 39 touchdowns and rushed for 752 yards ... had the third-most yards of total offense (618) in state history in a 55-34 win over Desert Hills HS, passing for 437 yards and rushing for 181 yards ... three-time Salt Lake Tribune all-state baseball player made the first team in 2015 and 2016 and the second team in 2014 ... led Jordan HS to the 2014 Utah 5A state title ... was 6-2 as a starting pitcher and batted .388 with a .904 on-base plus slugging percentage as a senior ... hit 15 doubles, two triples and a home run in his high school career ... 2016 baseball all-star game MVP also played in the 2015 underclassman all-star game ... two-time baseball all-region ... four-year letterman in football and baseball also earned a letter in basketball ... 2016 National Football Foundation and College Hall of Fame (Utah Chapter) Scholar-Athlete award winner ... member of National Honor Society.

PERSONAL: Son of Andy and Sharon Lisk ... two brothers ... participated in a week-long mission trip to Choctaw, Miss., during the summer of 2013 ... handed out clothes and incidentals to Salt Lake City homeless during Christmas of 2015 ... peer tutor ... helped students with special needs ... kinesiology major while working on a minor in business ... full name is Andrew Lisk ... born in North Carolina.

YEAR	G/GS	COM	ATT	INT	PCT	YDS	TD	LONG
2017	1/0	0	0	0	.000	0	0	0
2018	1/0	0	0	0	.000	0	0	0
2019	4/0	7	9	0	.780	52	0	14
Career	6/0	7	9	0	.780	52	0	14

0

DEVIN LLOYD

Linebacker
6-3, 232, Jr.
2VL
Chula Vista, Calif.
Otay Ranch HS



UTAH: Honorable mention All-Pac-12 honoree started at rover linebacker as a sophomore.

2019: Honorable mention All-Pac-12 ... started all 14 games at rover linebacker ... led Utah with 91 tackles ... second on the team (tied for seventh in the Pac-12) with 6.5 sacks and second on the team with 11.0 tackles for loss (ninth in the Pac-12) ... led or tied for the team lead in tackles in five games ... career-high 10 tackles vs. Northern Illinois included a sack ... returned his first career interception for a 64-yard touchdown against Oregon State and had four tackles ... nine tackles with a team-high 3.5 TFL (1.0 sack) vs. Idaho State ... nine tackles (1.0 sack) vs. Oregon in the Pac-12 Championship ... nine tackles with 1.5 sacks vs. Colorado ... eight tackles and a pass breakup vs. Arizona State and UCLA ... seven tackles vs. USC and Washington State ... six tackles with 2.0 TFL (1.0 sack) vs. Texas in the Alamo Bowl.

2018: Played in all 14 games on special teams with three appearances on defense (Weber State, Washington State, Colorado) ... six tackles ... career-high four tackles against Colorado.

2017: Redshirt.



Honorable mention All-Pac-12 linebacker Devin Lloyd led Utah with 91 tackles in 2019.

HIGH SCHOOL: Played safety, receiver and punter at Otay Ranch HS (Calif.) ... 2016 second-team All-CIF San Diego Section defense and Metro-Mesa League offense ... as a senior team captain, he had 52 tackles, eight interceptions, three pass breakups and three defensive touchdowns (1 FR, 2 IR), as well as 29 receptions for 493 yards and six touchdowns ... 43 punts for 1,596 yards (37.1 average) with 12 punts inside the 20-yard line and a long of 60 yards his senior season ... San Diego Union-Tribune Prep Athlete of the Week for his four interceptions—two returned for touchdowns—in a win over Eastlake ... 23 receptions for 384 yards and two touchdowns as a junior ... 47 punts for 1,575 yards (33.5 average) in 2015 ... also lettered two seasons in basketball.

PERSONAL: Son of Joe Lloyd and Ronyta Johnson ... father was in the military for 26 years ... communication major ... full name is Devin Eric Lloyd ... born in Kansas City.

YEAR	G/GS	UT	AT	TOT	TFL	SACK	INT
2018	14/0	3	3	6	0-0	0-0	0
2019	14/14	48	43	91	11.0-55	6.5-41	1
Career	28/14	51	46	97	11.0-55	6.5-41	1

2

AARON LOWE

Cornerback
6-0, 188, So.
1VL
Mesquite, Texas
West Mesquite HS



UTAH: On the fall camp depth chart as a backup at nickel back.

2019: Played in 11 games on special teams.

HIGH SCHOOL: First-team All-District 7-5A safety in 2018... three-star recruit by 247Sports and Rivals ... 74 tackles (4.0 TFL, 1.5 sacks), three interceptions and a forced fumble as a senior at West Mesquite HS (Texas) in 2018 ... season-high 15 tackles against Timber Creek ... began his high school career as a wide receiver but switched to defense at the end of his junior season ... also ran track.

PERSONAL: Son of Darwin and Doma Lowe ... three brothers and one sister ... communication major ... full name Aaron Marqus Lowe ... born in Shreveport, La.

YEAR	G/GS	UT	AT	TOT	TFL	SACK
2019	11/0	0	0	0	0-0	0-0

Returner Profiles



29

SEBASTIAN MACALUSO

Wide Receiver
5-11, 177, R-Fr.
RS
Westlake Village, Calif.
Oaks Christian HS



2019: Redshirt.

HIGH SCHOOL: First-team All-Marmonte League as a senior at Oaks Christian HS ... 2018 NCSAA Far West Super-Region ... led the team with 33 receptions for 446 receiving yards (2 TD) as a senior and also had 209 kick return yards (four returns) ... also kicked, going 11-of-13 in PATs and kicked off 14 times with 10 touchbacks, and recovered a blocked punt in the end zone for a touchdown ... 14 receptions for 137 yards receiving as a junior ... also competed in track and played soccer ... helped Oaks Christian win back-to-back 4x400 relay state championships in CIF-SS Division 4.

PERSONAL: Business major.

53

JOHNNY MAEA

Offensive Line
6-4, 310, So.
1VL
Salt Lake City
East HS



UTAH: Originally signed in 2016 before serving a church mission ... enrolled in classes at Utah in January 2019 ... listed as the starter at right guard on the preseason depth chart.

2019: Saw action in nine games ... started at right guard against BYU.

HIGH SCHOOL: 2015 first-team All-USA Utah Football Team as a senior at East HS ... Salt Lake Tribune second-team all-state in 2015 ... rated the No. 7 overall recruit in the state of Utah by Scout coming out of high school ... selected to the Semper Fidelis All-American Bowl and Polynesian All-American Bowl ... East won the 2015 4A state championship ... attended two other high schools in Utah (played as a freshman at Hunter HS, did not play his sophomore year at West).

PERSONAL: Two brothers and three sisters ... has not declared a major ... signed in 2016 and served a church mission before enrolling ... full name is Johnny Vaoita Maea (pronounced ma-ay-ah).

54

PAUL MAILE

Offensive Line
6-2, 300, So.
1VL
Salt Lake City
East HS



UTAH: Began his time at Utah as a defensive tackle before making the move to offensive line ... listed as the No. 2 at center on the preseason depth chart.

2019: Saw action in eight games.

2018: Played in two games on the offensive line ... 13 total plays ... season-high 10 plays against UCLA ... redshirted.

HIGH SCHOOL: Two-time first-team all-state and all-region ... 2016 All-Salt Lake Tribune team ... three star recruit on 247sports and Rivals ... rated the 12th-best recruit in the state of Utah by 247sports ... invited to play in the 2018 Polynesian Bowl ... played on the offensive line and on defense as a senior at East HS (Utah) ... 92 tackles (9.0 sacks, 1.0 TFL) his senior season ... as a member of the offensive line, helped East set the state record for total offensive yards (7,481), rushing yards (6,797) and points scored (694) in 2016.

PERSONAL: Son of Darlene Kaufusi and stepson of former Ute football player Henry Kaufusi (1994-95) ... four brothers and six sisters ... majoring in family communication and human development ... name is pronounced mylay.

60

SHINTARO MANN

Offensive Line
5-11, 245, Fr.
HS
Provo, Utah
Timpview HS



2017: Walked on during spring camp, but didn't see any action in the fall.

HIGH SCHOOL: Second-team all-state as a senior at Timpview HS (Utah) in 2016 ... first-team all-region ... honorable mention all-valley ... 47 pancake blocks and 77 knockdowns as a junior ... three-year starter ... Timpview won the 4A state championship in 2014 and finished second in the state in 2015 ... played at Copper Hills HS as a freshman.

PERSONAL: Son of David and Hikaru Mann ... three sisters and a brother ... is half Japanese and speaks the language fluently ... has not declared a major ... enjoys drawing.

33

JARED MARCH

Punter
5-11, 192, R-Fr.
RS
Twin Falls, Idaho
Canyon Ridge HS



UTAH: Walked on in the spring of 2019 ... listed as the backup punter entering fall camp.

2019: Played on the scout teams.


HIGH SCHOOL: Four-time all-conference kicker at Canyon Ridge HS (Idaho), earning first-team honors in 2016 ... was also a first-team all-conference punter as a senior ... made 21 PATs and 2-for-2 field goals as a senior while averaging 31.1 yards per punt ... played in the 2018 North-South Shrine Football Game ... also competed in track and was a member of the 2017 4A 1,600 Relay state championship team.

PERSONAL: Son of Michael and Jennifer March ... kinesiology major.

93

KEEGAN MARKGRAF

Snapper
6-3, 225, Sr.
2VL
Hamilton, Ont.
Central Michigan



UTAH: Transfer walk-on joined the team in fall camp in 2018 and was awarded a scholarship in 2019 ... in his third season at both long and short snapper.

2019: Started all 14 games at short and long snapper ... 119 snaps (45 punt, 15 field goal, 58 PAT) ... first-team CoSIDA Academic All-District ... Pac-12 All-Academic.

2018: Started all 14 games at short snapper and took over the long snapping job for the last six games.

PRIOR TO UTAH: Transfer from Central Michigan (2016-17) did not see game action with the Chippewas ... played at Canada Prep Academy ... 2016 Blue Gray All-American Bowl ... team captain ... also played at Sherwood High School and for the Hamilton Ironmen of the Ontario Varsity Football League ... also played ice hockey, volleyball and floorball.

PERSONAL: Son of Harry and Chrysann Markgraf ... sister Natausha played rugby at Mohawk College ... economics major ... full name Keegan Harrison Markgraf (pronounced mar-graph).



Returner Profiles

55

ANDREW MATA'AFU

Linebacker
6-3, 225, So.
1VL
San Diego, Calif.
Mt. Carmel HS



2019: Played in seven games ... five tackles ... pass breakup vs. Oregon State.
2018: Redshirt.

HIGH SCHOOL: Played linebacker and tight end at Mt. Carmel HS (Calif.) ... three-star recruit by Rivals and 247Sports ... did not play as a senior due to injury ... one sack, one interception, one fumble recovery and a blocked kick as a junior ... also had 29 catches for 315 yards and three touchdowns receiving in 2016 ... 2017 second-team All-CIF San Diego Section in volleyball ... also played basketball.

PERSONAL: Son of Vale and Christine Mata'afa ... one brother and two sisters ... cousin Hercules Mata'afa, the 2017 Associated Press Defensive Player of the Year and a consensus All-American for Washington State, now plays for the Minnesota Vikings ... kinesiology major ... full name is Andrew Joseph Mata'afa (pronounced mah-tah-ah-fah) ... nickname is Drew.

YEAR	G/GS	UT	AT	TOT	TFL	PBU
2019	7/0	3	2	5	0-0	1

15

MALONE MATAELE

Cornerback
5-11, 185, So.
1VL
Placentia, Calif.
Santa Margarita Catholic HS



UTAH: Listed as the starter at nickel back on the fall camp depth chart ... spring semester enrollee coming out of high school in 2018.

2019: Played in eight games with four appearances on defense (Idaho State, Oregon State, California and Arizona) ... four tackles ... three tackles against Oregon State.

2018: Played in three games on special teams (Weber State, Washington State, UCLA) ... redshirted.

HIGH SCHOOL: 2016 Cal-Hi all-state juniors second-team multipurpose player ... 2016 first-team all-Trinity League and second-team all-county ... three-star recruit by Rivals and 247Sports ... 1,576 all-purpose yards as a senior at Santa Margarita HS (Calif.) ... 21 kick returns for 626 yards and 12 punt returns for 194 yards ... scored 13 total touchdowns (nine rushing,

four receiving) ... 38 catches for 450 yards and 49 carries for 306 yards ... four tackles and two pass breakups on defense ... 1,341 all-purpose yards as a junior with 711 yards on kick returns (25 returns) ... 10 total touchdowns included two on kick returns ... 16 punt returns for 279 yards and two scores ... 45 carries for 245 yards and five touchdowns and nine catches for 106 yards and one touchdown ... 31 tackles with five passes defended on defense ... played at Orange Lutheran HS as a sophomore, recording 46 tackles (1.0 TFL) with two passes defended, two forced fumbles and a fumble recovery ... 263 all-purpose yards included 119 rushing (22 carries), 78 kick return (four returns) and 66 receiving (6 catches, 1 TD) ... honor roll student.

PERSONAL: Son of Lodley and Farren Mataele ... two brothers and one sister ... sociology major ... full name is Malone Tai Mataele (pronounced mah-tah-elly).

YEAR	G/GS	UT	AT	TOT	TFL	PBU	INT
2018	3/0	0	0	0	0-0	0	0
2019	8/0	4	0	4	0-0	0	0
Career	11/0	4	0	4	0-0	0	0

69

SIMI MOALA

Offensive Line
6-7, 312, So.
1VL
Hawethorne, Calif.
Cathedral HS



UTAH: Listed as the starter at right tackle on the fall camp depth chart ... has started 12 games at right tackle, earning All-Pac-12 honorable mention in 2019.

2019: Pac-12 All-Conference honorable mention ... saw action on the offensive line in all 14 games, starting at right tackle in 12.

2018: Redshirt.

HIGH SCHOOL: Originally signed out of high school with Oregon State in 2015 before leaving on an LDS church mission in Nuku'alofa, Tonga ... three-star defensive end by Rivals and 247Sports ... 91st-ranked defensive end in the nation in 2015 by Scout ... played in Kingdom Bowl USA ... three-year varsity letterman at Cathedral HS (Calif.) had 117 career tackles, including 50 tackles for loss and 13 sacks ... 70 tackles as a senior in 2015.

PERSONAL: Son of David and Alilia Moala ... first cousin Jeremiah Poutasi played offensive tackle at Utah, the Tennessee Titans and Jacksonville Jaguars, and the Salt Lake Stallions of the AAF ... communication major ... full name is Simitali Moala (pronounced see-me mo-ah-lah).

98

VIANE MOALA

Defensive Tackle
6-6, 323, Sr.
1VL
Ili'ili, American Samoa
Hawaii



UTAH: Initially walked on as a transfer but has since been placed on scholarship ... listed as the starter at right tackle on the fall camp depth chart.

2019: Played in all 14 games ... 14 tackles ... four tackles and a pass breakup against Idaho State ... three tackles included a half sack against Texas in the Alamo Bowl ... one tackle with a half sack against Colorado.

2018: Sat out a required year of residency after transferring from Hawaii.

PRIOR TO UTAH: Played in 24 games with eight starts at Hawaii from 2016-17 and was named honorable mention All-Mountain West in 2017 ... 50 tackles with 6.5 tackles for loss at Hawaii ... standout on special teams blocked four kicks ... played in 10 games with six starts as a sophomore in 2017 ... led the team's defensive linemen with 36 tackles (5.5 tackles for loss) and added a forced fumble and a pass breakup ... career-high seven tackles against San Diego State and Utah State ... tied for third nationally with two blocked kicks ... blocked a PAT against San Jose State that was returned for a touchdown and blocked a field goal against Western Carolina ... played in 14 games with two starts as a freshman ... 12 total tackles ... tied for fifth nationally with two blocked kicks ... named MWC Special Teams Player of the Week after blocking a potential game-winning field goal by Fresno State on the final play of the game ... also blocked a field goal against San Jose State ... prepped at Tafuna HS in American Samoa ... first attended Fa'asao Marist HS—transferring when the school discontinued football ... invited to the 2016 Polynesian All-American Bowl ... played for the American Samoa All-Star team in the JPS Paradise Classic ... also competed in basketball and soccer.

PERSONAL: Son of Siaoasi and Lose Moala ... three sisters and one brother ... sociology major ... full name is Viane Jody Moala (pronounced vee-ah-nay mo-ah-la) ... born in Pago Pago, American Samoa.

YEAR	G/GS	UT	AT	TOT	TFL	SACK
2016*	14/2	8	4	12	1.0-3	0-0
2017*	10/6	19	19	38	5.5-13	0-0
2019	14/0	4	10	14	1.0-5	1.0-5
Career	38/8	31	33	64	7.5-21	1.0-5

*at Hawaii

INFORMATION

HERE'S UTAH

2020 OUTLOOK

PLAYER BIOS

COACHES & STAFF

SERIES HISTORY

2019 IN REVIEW

BOWL HISTORY

RECORD BOOK

Returner Profiles



57

ELI MORROW
Defensive Tackle
6-0, 250, So.
SQ
Huntsville, Ala.
Huntsville HS



UTAH: Walked on to the team on the first day of classes in 2018.
2019: Played on the scout teams.
2018: Redshirt.

HIGH SCHOOL: 2017 Huntsville (Ala.) City Scholar Athlete of the Year ... 49 tackles (3.0 TFL, 2.0 sacks) as a senior ... did not compete as a junior due to injury ... Huntsville HS team captain ... three-time state qualifier in wrestling, placing fourth at 195 pounds as a sophomore in 2016 ... National Merit Finalist.

PERSONAL: Son of David and Samantha Morrow ... two sisters and one brother ... biology major ... full name is Elijah Davis Morrow.

45

SAMSON NACUA
Wide Receiver
6-3, 195, Sr.
3VL
Provo, Utah
Timpview HS



UTAH: Walked on in August of 2016 and was awarded a scholarship during camp ... led the Utah receivers in receiving touchdowns in 2019 (4).

2019: Played in all 14 games, starting against Texas in the Alamo Bowl ... 18 catches for 330 yards (18.3 ypc) and four receiving touchdowns ... career-high 90 receiving yards on five catches, adding a 52-yard touchdown catch against Washington State ... had an 83-yard touchdown catch against UCLA, the 10th-longest reception in school history ... three receptions for 46 yards and a diving 30-yard touchdown reception at Oregon State ... two catches for 39 yards that included 25-yard receiving touchdown and a two-point conversion against Oregon in the Pac-12 Championship game.

2018: Played in all 14 games ... 31 receptions for 362 yards and a team-high five receiving touchdowns ... career-high 70 yards and a 57-yard touchdown catch against Stanford ... four catches for 68 yards and a touchdown against Arizona State ... team-high five receptions against USC for 55 yards ... career-high eight receptions against Washington for 46 yards ... two catches for 21 yards and a touchdown against Arizona ... 10-yard one-handed touchdown reception against Colorado ... also had a 10-yard touchdown catch against BYU.

2017: Played in all 13 games with six starts ... 29 receptions for 294 yards (1 TD) ... 10.1 yards per catch ... season-high seven catches for 59 yards against San Jose State ... 8-yard touchdown reception against Arizona ... five catches for 52 yards at BYU ... five catches for 49 yards vs. Washington State.
2016: Redshirt.

HIGH SCHOOL: 2015 first-team all-state and All-Salt Lake Tribune team ... USA Today All-USA Utah Football second team as a senior in 2015 ... two-time all-region: Region 7 MVP in 2015 and Region 8 second team in 2014 ... helped Timpview HS win the 2014 Utah 4A state title (state runner-up in 2015) ... 2,000 career receiving yards on 106 receptions (18.9 ypc) ... as a senior, he had 64 receptions for 1,359 yards and nine touchdowns ... named the 2015 Great American Rivalry MVP after racking up 226 all-purpose yards (including a 99-yard kickoff return) and two touchdowns against Provo HS ... nine receptions for 135 yards in 2015 state championship game against East ... 42 catches for 641 yards and eight touchdowns as a junior in 2014 ... also played basketball.

PERSONAL: Son of Penina and the late Lionel Nacua ... four brothers and one sister ... brother Kai played safety at BYU (2013-16) and currently plays for the Carolina Panthers ... brother Puka is a freshman at Washington ... sociology major ... full name Samson Lionel Nacua ... born in Las Vegas.


YEAR	G/GS	REC	YDS	AVG	TD	LONG
2017	13/6	29	294	10.1	1	23
2018	14/0	31	362	11.7	5	57
2019	14/1	18	330	18.3	4	83
Career	41/7	78	986	12.6	10	83



Samson Nacua had 18 catches for 330 yards in 2019.

40

ALI'I NIUMATALOLO
Tight End
6-2, 230, Sr.
3VL
Annapolis, Md.
Broadneck HS



UTAH: Former walk-on was placed on scholarship during 2019 fall camp ... has played linebacker, fullback and tight end.
2019: Played in 11 games, seeing action on offense in six games ... had one catch for 10 yards against California.
2018: Played on special teams in nine games and at fullback against UCLA.
2017: Played in 12 games on special teams ... two tackles.

HIGH SCHOOL: Consensus all-state as a senior at Broadneck HS (Annapolis, Md.) in 2015 ... two-time first-team big schools' all-state ... two-time all-metro ... received the Jim Rhodes Memorial Trophy as the most outstanding player in the county as a senior ... two-time all-county ... two-year team captain ... 275 career tackles ... 96 tackles with 18 TFL and six sacks as a senior ... also had nine pass breakups and two interceptions and caught seven passes for 145 yards and two touchdowns as a senior ... Broadneck won the 4A East region in 2015 ... 108 tackles (12.5 TFL, 4.0 sacks) and two interceptions as a junior ... 35 tackles and two interceptions in 2013.

PERSONAL: Son of Ken and Barbara Niumatalolo ... father is the head football coach at Navy ... one sister and one brother ... brother Va'a played football at BYU (2011, 2014-17) ... plays the piano and cello ... was in the documentary Meet the Mormons with his family ... served an LDS mission in Chile ... sociology major ... full name James Ali'i Niumatalolo (pronounced al-ee-ee nee-uh-mah-tuh-lo).

YEAR	G/GS	REC	YDS	AVG	TD	LONG
2017	12/0	0	0	0.0	0	0
2018	9/0	0	0	0.0	0	0
2019	11/0	1	10	10.0	0	10
Career	32/0	1	10	10.0	0	10

INFORMATION

HERE'S UTAH

2020 OUTLOOK

PLAYER BIOS

COACHES & STAFF

SERIES HISTORY

2019 IN REVIEW

BOWL HISTORY

RECORD BOOK



Returner Profiles

INFORMATION

HERE'S UTAH

2020 OUTLOOK

PLAYER BIOS

COACHES & STAFF

SERIES HISTORY

2019 IN REVIEW

BOWL HISTORY

RECORD BOOK

77

BAMIDELE OLASENI

Offensive Line

6-7, 335, Sr.

1VL

London, England
Garden City CC



UTAH: On the preseason depth chart as the back-up right tackle.

2019: Saw action in two games (Washington, Arizona), starting at right tackle against Washington ... redshirt.

PRIOR TO UTAH: First-team NJCAA All-American as a sophomore in 2018... four-star recruit by 247Sports and Rivals ... rated the No. 9 JUCO offensive tackle in the nation ... 2018 first-team all-KJCCC for Garden City CC ... played for the U19 London Blitz in the British American Football Association ... also participated in track and field in London ... name is pronounced bam-ih-deli oh-lah-senny

PERSONAL: Son of the Benson and Yvette Olaseni ... one brother and two sisters ... majoring in sociology ... brother Gabriel played basketball at Iowa, was the Big Ten Sixth Man of the Year in 2015 and plays professionally overseas ... interested in fashion ... name is pronounced bam-ih-deli oh-lah-senny ... also goes by "Bam".

31

LACAREA PLEASANT-JOHNSON

Cornerback

6-0, 170, R-Fr.

RS

Phoenix, Ariz.
Mountain Pointe HS



2019: Redshirt.

HIGH SCHOOL: The No. 15-ranked recruit in Arizona by 247Sports ... No. 12 recruit by azcentral ... three-star cornerback by 247Sports and Rivals ... 51 tackles (1.5 TFL), four interceptions and 15 passes defended as a senior at Mountain Pointe HS in 2018 ... 20 tackles (1.0 TFL), an interception and 10 passes defended as a junior ... also played receiver in 2017 and had 27 catches for 436 yards and four touchdowns ... ran track.

PERSONAL: Son of the late Jaquel Pleasant ... related to Eddie Pleasant, who has played in the NFL for Houston, Arizona and Green Bay ... name is pronounced la-car-ee-ay ... communication major ... born in Yakima, Wash.

50

FUA PUTUTAU

Defensive Tackle

6-1, 290, So.

1VL

Salt Lake City
Cottonwood HS



UTAH: Originally signed with Utah in 2016 before leaving on a church mission ... joined the team in the summer of 2018.

2019: Made first appearance against Idaho State ... one tackle went for a loss against Idaho State ... Pac-12 All-Academic.

HIGH SCHOOL: Ninth best recruit in the state of Utah by Rivals in 2016 ... two-time honorable mention all-state ... first-team all-region as a senior at Cottonwood HS in 2015 ... 60 tackles, five sacks, a forced fumble, pass breakup, two fumble recoveries and a blocked punt his senior season ... also had 74 all-purpose yards (48 rushing, 26 receiving) in 2015 ... 90 tackles, six sacks, six forced fumbles, four fumble recoveries and an interception as a junior ... 23 tackles as a sophomore included 13.5 sacks ... 23 tackles with four sacks as a freshman ... played basketball as a freshman.

PERSONAL: Son of Howard and Taina Pututau ... one of eight children ... third Pututau brother to sign with Utah along with junior defensive tackle Hauati and 2017 signee Taniela ... has not declared a major ... full name is Tofua Ofa-Ki-Nuusila Pututau (pronounced foo-uh poo-too-tao).

YEAR	G/GS	UT	AT	TOT	TFL	SACK
2019	1/0	1	0	1	1.0-3	0-0

41

HAUATI PUTUTAU

Defensive Tackle

6-3, 310, Sr.

3VL

Salt Lake City
Cottonwood HS



UTAH: Has played in 39 games ... initially signed in 2014 before leaving on an LDS church mission to Orlando, Fla.; returning in 2016.

2019: Played in all 14 games with a start at right tackle against NIU ... seven tackles ... three pass breakups ... two tackles against Northern Illinois ... two tackles vs. UCLA ... one tackle with a pass breakup vs. Idaho State.

2018: Played in all 14 games ... 19 tackles (4.0 TFL, 1.0 sacks), three pass breakups and two fumble

recoveries ... four tackles (1.5 TFL, 1.0 sack) against USC ... four tackles against Arizona ... interception, a pass breakup and a tackle against Stanford ... two tackles (0.5 TFL) and a fumble recovery against Oregon ... fumble recovery and a pass breakup against Colorado ... honorable mention Pac-12 All-Academic.

2017: Played in 11 games ... two tackles ... pass breakup against Arizona State.

2016: Redshirt.

HIGH SCHOOL: First-team all-region linebacker for Cottonwood HS (Utah) as a senior in 2013 ... 72 tackles, 4.0 sacks, two interceptions and four fumble recoveries in 2013 ... 44 tackles, 2.0 sacks, four interceptions and a forced fumble as a junior ... played some at receiver ... also played basketball.

PERSONAL: Son of Howard Sr. and Taina Pututau ... oldest of eight children ... one of three Pututau brothers to sign with Utah along with redshirt freshman Fua and 2017 signee Taniela (currently on a church mission) ... of Tongan heritage ... health, society and policy major received his degree in December 2019 ... also is working towards a degree in sociology with a minor in human development and family studies ... full name is Howard Hunter Pututau Jr. ... answers to both Howard and Hauati Pututau (pronounced how-ott-ee poo-too-tao).

YEAR	G/GS	UT	AT	TOT	TFL	SACK	PBU
2017	11/0	0	2	2	0-0	0-0	1
2018	14/0	9	10	19	4.0-9	1.0-4	3
2019	14/1	2	5	7	0-0	0-0	3
Career	39/1	11	17	28	4.0-9	1.0-4	7



Senior Hauati Pututau is the projected starter at left defensive tackle.

Returner Profiles



3

DREW RAWLS

Defensive Back

6-0, 188, R-Fr.

1VL

Beaumont, Texas

West Brook HS



UTAH: Listed as the backup at left corner on the fall camp depth chart.

2019: Played in four games on special teams with appearances on defense against Idaho State and Oregon State ... redshirt.

HIGH SCHOOL: First-team 21-6A All-District as a senior in 2018 ... three-star safety by 247Sports and Rivals ... transferred to West Brook HS (Texas) from Kelly Catholic HS for his junior season ... two-time first-team academic all-district (2017-18) ... also competed in track and field.

PERSONAL: Son of Donald and Rose Rawls ... father played football at Lamar University ... sister Jaiden Rawls played softball at UT Tyler, helping lead the team to the 2016 Division III NCAA title ... working towards a business major ... full name Drew Alan Rawls.

YEAR	G/GS	UT	AT	TOT	TFL
2019	4/0	0	0	0	0-0

97

JADON REDDING


Kicker

5-11, 190, So.

1VL

Fredericksburg, Va.

Colonial Forge HS



UTAH: Walk-on joined the team in the 2019 spring semester and took over the starting role midway through the first game of his freshman season.

2019: Played in 14 games at placekicker after taking over the role midway through the first game ... sixth in the Pac-12 in kick scoring (6.1 ppg) ... 10-of-13 in field goals with a long field goal of 42 yards vs. Oregon State ... 3-of-4 in field goals against USC with makes of 38 (twice) and 24 yards ... ranked second in the Pac-12 in total PATs, going 56-of-56 (one of three kickers in the Pac-12 who did not miss a PAT) ... 56 PATs made tied the school record and 56 attempts ranks tied for second all-time in a season ... season-high 7-of-7 in PATs against Oregon State ... was one of 12 true freshmen kickers in FBS.

HIGH SCHOOL: Two-time all-state at Colonial Forge HS (Va.), earning first-team honors as a senior in 2017

... set area high school records for career field goals (45) and career 50-yard field goals (2) ... three-time all-area (first team in 2017 and 2016) ... three-time all-region (first team in 2017 and 2016) ... three-time first-team all-conference ... made 15 field goals and 51 PATs as a senior ... made 13 field goals and 54 extra points, and averaged 41 yards per punt in 2016 ... made 12 field goals as a sophomore and five field goals as a freshman ... two-time second-team all-area in soccer ... two-time all-region (first team in 2017) in soccer ... led the district with 13 goals in 2018 ... 13 goals as a junior ... team captain.

PERSONAL: Son of Jerry and Karen Redding ... two brothers ... criminology major ... full name Jadon Lee Redding.

YEAR	G	FGA/FGM	PCT	LNG	PAT
2019	14	10/13	76.92	42	56/56

7

CAMERON RISING


Quarterback

6-2, 220, So.

TR

Ventura, Calif.

Texas



UTAH: No. 8-rated pro-style quarterback and four-star recruit out of high school before his freshman year at Texas.

2019: Sat a year in residence as a transfer.

PRIOR TO UTAH: Redshirted at Texas in 2018 ... named to the Big 12 Commissioner's Honor Roll in spring 2018 ... No. 8 pro-style quarterback in the nation by Rivals out of high school ... four-star recruit by Rivals and 247Sports ... two-time first-team All-CIF (2015, 2017) ... three-year captain at Newbury Park HS (Calif.) ... 2017 All-Camino League Offensive Back of the Year ... first-team all-county and all-league ... MaxPreps Sophomore All-American and Cal-Hi Sports Sophomore of the Year in 2015 ... set a county record for attempts without an interception (324) ... 123-of-237 passing for 1,689 yards (15 TD, 6 INT) and 62 carries for 496 yards and nine touchdowns rushing as a senior ... played in only five games as a junior due to a season-ending injury, going 88-of-143 passing for 1,349 yards (14 TD, 4 INT) with 47 carries for 390 yards and four touchdowns ... threw for 3,213 yards and 40 touchdowns (191-of-319) with just one interception as a sophomore and rushed for 756 yards (79 carries) and 11 touchdowns ... also competed in track.

PERSONAL: Son of Nicko and Eunice Rising ... two brothers ... criminology major ... full name is Cameron James Rising.

14

CARTER ROBINSON

Quarterback

5-10, 186, R-Fr.

RS

Appleton, Wis.

Appleton North HS



2019: Redshirt.

HIGH SCHOOL: Honorable mention AP and Wisconsin Football Coaches Association Large School all-state teams as a senior at Appleton North HS ... finalist for the Dave Krieg Award, given to the top quarterback in Wisconsin ... Fox Valley Elite 11 team and All-VFA North selection as a senior ... set school records in single-season passing touchdowns (26) and career passing attempts (532), completions (340), yards (4,307) and passing touchdowns (46) ... 169-of-279 passing for 2,001 yards (26 TD) in 2018, running for 205 yards on 48 carries (3 TD) ... also ran track, running the anchor in the 4x400 meter relay state champion team his senior year ... academic all-state.

PERSONAL: Son of David and Amy Robinson ... two brothers and three sisters ... architectural studies major ... full name is Carter David Robinson.

48

NOAH RODRIGUEZ-TRAMMELL

Snapper

6-2, 200, Jr.

1VL

Van Nuys, Calif.

Notre Dame HS



UTAH: Part-time starter as a true freshman ... projected as the backup snapper this fall.

2019: Played on the scout teams.

2018: Redshirt.

2017: Assumed the starting long snapper job midway through his true freshman season after recovering from an injury ... played in the last eight games ... lettered.

HIGH SCHOOL: Rated the No. 1 snapper in California and No. 8 in the nation by Rubio Long Snapping ... perfect in snaps for punts and PATs all four years at Notre Dame HS (Calif.) ... team captain ... all-Mission League academic ... also competed in track (discus and shot put) ... participated in student government.

PERSONAL: Son of Bo Peterson and Mara Rodriguez ... enjoys camping ... part of Crimson Council Executive Committee as the Campus Relations representative ... double majoring in management and marketing.

INFORMATION

HERE'S UTAH

2020 OUTLOOK

PLAYER BIOS

COACHES & STAFF

SERIES HISTORY

2019 IN REVIEW

BOWL HISTORY

RECORD BOOK



Returner Profiles

INFORMATION

HERE'S UTAH

2020 OUTLOOK

PLAYER BIOS

COACHES & STAFF

SERIES HISTORY

2019 IN REVIEW

BOWL HISTORY

RECORD BOOK

85

SOA ROSALES

Tight End
6-3, 245, R-Fr.
RS
Provo, Utah
Provo HS



UTAH: Walk-on joined the team in the 2019 spring semester.
2019: Redshirt.

HIGH SCHOOL: Had 18 catches for 211 yards and a touchdown as a senior at Provo HS (Utah).

PERSONAL: Son of Oscar and Lia Rosales ... two brothers and three sisters ... majoring in sociology ... heritage is Tongan and Nicaraguan ... nephew of Utah defensive tackle coach Sione Po'uha ... cousin Bronson Kaufusi played at BYU and in the NFL for the Baltimore Ravens and New York Jets ... has four cousins who play football at BYU (Jackson Kaufusi, Isaiah Kaufusi, Devin Kaufusi and Tevita Ika) ... cousin Siaki Ika is a freshman football player at LSU ... served an LDS church mission in Tonga ... business major ... full name Tuiasoa Danilo Rosales.

23

KYRESE ROWAN

Wide Receiver
5-10, 178, R-Fr.
1VL
Ogden, Utah
Roy HS



2019: Played on special teams against Texas in the Alamo Bowl ... redshirt.

HIGH SCHOOL: Two-time all-state at Roy HS, earning first-team honors as a senior ... 2018 Region 5 MVP and two-time first-team all-region ... two-time all-area, earning first-team honors as a senior ... 38 receptions for 681 yards (5 TD), 31 carries for 264 yards (5 TD) and 39 tackles, nine passes defended and five interceptions his senior season ... 28 receptions for 374 yards (1 TD), 30 carries for 208 yards (2 TD), and 41 tackles with 16 passes defended and an interception as a junior ... 11 carries for 103 yards, four receptions for 55 yards along with 16 tackles and two interceptions as a sophomore ... also played basketball and competed in track.

PERSONAL: Son of Emmett and Gina White ... father, Emmett, played football at Utah State from 1998-2001 ... one brother and one sister ... brother, Chris, is a catcher for the Utah baseball team ... business major.

29

NEPHI SEWELL

Linebacker
6-0, 225, Jr.
1VL
St. George, Utah
Nevada



UTAH: Nevada transfer became eligible to play in games late in the 2019 season ... moved from safety to linebacker in spring 2020.

2019: Played in three games (Colorado, Oregon, Texas) with a start against Texas in the Alamo Bowl ... 14 total tackles ... six tackles included an assisted TFL against Texas ... redshirt.

PRIOR TO UTAH: Played in 23 games with 19 starts at Nevada from 2017-18 ... played in 11 games (all starts) as a sophomore in 2018 ... 53 tackles (6.0 TFL), an interception, pass breakup and fumble recovery in 2018 ... played in all 12 games with eight starts as a true freshman in 2017 ... 58 tackles (4.5 TFL), three pass breakups, an interception, forced fumble and fumble recovery as a freshman ... earned the team's Hustle Award for his efforts on special teams in 2017 ... career-high 10 tackles against Washington State as a freshman ... Deseret News 3AA MVP and two-time first-team all-state at Desert Hills HS (Utah) ... 2016 3AA South MVP and two-time first-team all-region ... played running back, cornerback and returner ... missed his junior year with a broken neck ... 17 tackles (3.0 TFL), an interception returned for a touchdown and a forced fumble as a senior ... 114 carries for 1,262 yards (14 TD) and 10 receptions for 154 yards (1 TD) ... also returned kicks and punts ... 48 tackles (4.0 TFL), five interceptions for 111 yards (2 TD), two fumble recoveries (1 TD) and two forced fumbles as a sophomore ... 22 carries for 207 yards and two touchdowns, 20 punt returns for 325 yards (3 TD) and 125 kickoff return yards in 2014 ... Desert Hills won the 2016 3AA state championship.

PERSONAL: Son of Arlene and Gabriele Sewell ... three brothers and one sister ... brother, Gabriel, will be a senior linebacker at Nevada in 2019 ... brother, Penei, is an offensive lineman at Oregon ... uncles Isa'ako Sopoago and Richard Brown both played in the NFL ... born in American Samoa, he moved to the U.S. in 2012 ... international studies major.

YEAR	G/GS	UT	AT	TOT	TFL	PBU	INT
2017*	12/8	32	26	58	4.5-10	4	1
2018*	11/11	32	21	53	6.0-9	2	1
2019	3/1	8	6	14	0.5-0	0	0
Career	26/20	72	53	125	11.0-19	6	2

*at Nevada

82

DYLAN SLAVENS

Wide Receiver
5-11, 175, Jr.
2VL
Springville, Utah
Springville HS



UTAH: Walk-on receiver is expected to contribute on special teams.

2019: Played on special teams in three games, seeing action on offense against Northern Illinois.

2018: Played in four games on special teams, also seeing action at wide receiver against UCLA.

2017: Redshirt.

HIGH SCHOOL: First-team all-region and all-valley quarterback as a senior at Springville HS (Utah) in 2013 ... passed for 1,911 yards, completing 124-of-223 attempts with 24 touchdowns in 2013 ... played for Maple Mountain HS (Utah) as a junior and sophomore ... also ran track ... 4x100 relay team won the 2014 Utah 4A state championship.


PERSONAL: Son of Gary and Jane Slavens ... four brothers and two sisters ... completed an LDS mission in Argentina ... full name is Dylan James Slavens (pronounced slay-vens) ... international studies and political science major.

YEAR	G/GS	REC	YDS	AVG	TD	LONG
2018	4/0	0	0	0.0	0	0
2019	3/0	0	0	0.0	0	0
Career	7/0	0	0	0.0	0	0

46

MIKI SUGUTURAGA

Defensive End
6-4, 260, R-Fr.
1VL
Kaneohe, Hawaii
Punahou School



UTAH: Originally signed with Utah in 2017 before leaving on a church mission ... listed as the backup at left end on the fall camp depth chart.

2019: Played in two games (Idaho State, Texas) ... redshirt.

HIGH SCHOOL: 2016 ILH Division I Defensive MVP and first-team USA Today All-USA Hawaii as a senior ... 2015 second-team IHL Division I All-Star ... invited to play in the Polynesian Bowl ... also competed on the track and field team and placed second in the state in the discus and fifth in the shot put in 2016.

PERSONAL: Son of Vitani Suguturaga and Emaleti Mokofisi ... five sisters and three brothers ... cousin

Returner Profiles



of former Utah and NFL players Chris and Ma'ake Kemoeatu ... interested in competitive eating ... working towards an engineering major ... name is pronounced me-key soo-ga-too-wrong-guh.

YEAR	G/GS	UT	AT	TOT	TFL
2019	2/0	1	0	1	0-0

42
MIKA TAFUA
 Defensive End
 6-3, 250, Jr.
 2VL
 Laie, Hawaii
 Kamehameha HS



UTAH: Honorable mention All-Pac-12 as a sophomore has started 18 games at end ... can play both end positions, projecting as the starter at left end in 2020.
2019: Honorable mention All-Pac-12 ... played in all 14 games at right end, starting 13 ... tied for the FBS lead with four fumble recoveries, which tied for fourth all-time in a season at Utah ... 47 tackles (8.5 TFL, 3.0 sacks) ... named Pac-12 Defensive Lineman of the Week after recording five tackles (1.0 TFL) with a 68-yard fumble return for a touchdown (tied for the fourth-longest in school history) ... career-high eight tackles (1.5 TFL, 0.5 sacks) against Texas in the Alamo Bowl... five tackles (1.0 TFL) against Oregon State ... five tackles included an assisted TFL vs. Oregon in the Pac-12 Championship ... five tackles with 2.5 TFL (1.5 sacks) vs. Colorado ... recovered a fumble against USC and had four tackles with an assisted TFL ... four tackles against BYU included a sack and recovered a fumble ... also recovered a fumble against Washington.
2018: Played in 11 games with six starts, three at right end and three at left end ... 23 total tackles included 7.5 tackles for loss (2.0 sacks) ... two pass breakups ... five tackles (0.5 TFL) with a forced fumble against Northern Illinois ... five tackles with a sack against Washington ... two tackles for a loss (1.0 sack) and a pass breakup against Washington in the Pac-12 Championship game ... honorable mention Pac-12 All-Academic.
2017: Redshirt.

HIGH SCHOOL: Originally signed with BYU out of high school in 2015 ... first-team all-state as a senior at Kamehameha HS (Hawaii) in 2014 ... 2014 Interscholastic League of Honolulu co-Defensive Player of the Year ... two-time first-team ILH All Star (2013, 2014) ... two-time All-Hawaii, earning first-team honors as a junior ... four-star recruit by ESPN and three stars from Rivals and Scout ... also competed in basketball and track, placing seventh in the discus at the 2013 state championships as a sophomore.



Junior defensive end Mika Tafua tied for the FBS lead with four fumble recoveries in 2019.

PERSONAL: Son of Diane Tafua ... two sisters ... served an LDS church mission in Tacoma, Wash. ... enjoys surfing ... health, society and policy major ... name is pronounced me-kuh tah-foo-uh.

YEAR	G/GS	UT	AT	TOT	TFL	SACK	FR	PBU
2018	11/6	13	10	23	7.5-32	2.0-24	0	2
2019	14/13	19	28	47	8.5-25	3.0-14	4	2
Career	25/19	32	38	70	16.0-57	5.0-38	4	4

64
MARIST TALAVOU
 Offensive Line
 6-2, 337, R-Fr.
 RS
 Norwalk, Calif.
 St. John Bosco HS




2019: Redshirt.

HIGH SCHOOL: All-CIF Southern Section Division 1 team for St. John Bosco HS ... three-star recruit by 247Sports and Rivals ... will play in the 2019 Polynesian Bowl ... helped St. John Bosco HS to the CIF-Southern Section Division 1 title in 2016 and runner-up finishes in 2017 and 2018 ... started playing football his freshman year in high school.

PERSONAL: Son of Tavita and Helen Talavou ... two brothers and a sister ... sister Malia Talavou competes in track at Long Beach ... uncle Kelly Talavou was first-team All-Mountain West at Utah in 2006 and played in

the NFL for the Baltimore Ravens ... uncle Tyson Alualu plays in the NFL for the Pittsburgh Steelers ... cousin Keiti Iakopo plays football at Fresno State ... collects fortunes from fortune cookies and did ensemble in high school ... name is pronounced mare-ist tal-uh-vo ... has not declared a major ... full name Marist Tavita Talavou.

1
BRYAN THOMPSON
 Wide Receiver
 6-2, 207, Jr.
 3VL
 Moreno Valley, Calif.
 Rancho Verde HS



UTAH: Leading receiver in 2019 with 461 yards (18 catches, 3 TD) ... has played in 28 games with 10 starts.
2019: Saw action in 12 games, starting nine ... second on the team in receiving yards (461) on 18 catches with three touchdowns ... averaged 25.6 yards per catch ... two 100-yard receiving games (111 vs. Washington State, 105 vs. Idaho State) ... career high four receptions against Washington State for 111 yards ... two catches for 105 yards and two touchdowns against Idaho State ... his 82-yard receiving touchdown against Idaho State is the 10th longest reception in school history ... 66 yards on two catches against Northern Illinois ... two catches for 60 yards at Washington, including a 41-yarder ... two catches for 47 yards against California, catching a 40-yard touchdown pass.



Bryan Thompson was the Utes' top receiver in 2019.

INFORMATION

HERE'S UTAH

2020 OUTLOOK

PLAYER BIOS

COACHES & STAFF

SERIES HISTORY

2019 IN REVIEW

BOWL HISTORY

RECORD BOOK



Returner Profiles

INFORMATION

HERE'S UTAH

2020 OUTLOOK

PLAYER BIOS

COACHES & STAFF

SERIES HISTORY

2019 IN REVIEW

BOWL HISTORY

RECORD BOOK

2018: Played in four games ... one catch for 31 yards against Northwestern in the Holiday Bowl ... lettered as a redshirt.

2017: Played in 12 games with one start (Stanford) ... five receptions for 77 yards ... averaged 15.4 yards per catch ... one catch for 29 yards vs. USC ... two catches for 23 yards vs. Washington State.

HIGH SCHOOL: First-team 2015 All-CIF Southern Section Inland Division as a junior ... 77 catches for 1,377 yards and 14 touchdowns as a senior ... helped Rancho Verde HS (Calif.) advance to the 2016 CIF Football semifinals and a 6-0 Inland Valley League record ... 58 receptions for 1,259 yards and 13 touchdowns as a junior ... also competed in track ... 2017 CIF-SS Division 1 long jump champion finished third in the state.

PERSONAL: Son of Shaunda Greene ... sociology major.

YEAR	G/GS	REC	YDS	AVG	TD	LONG
2017	12/1	5	77	15.4	0	29
2018	4/0	1	31	31.0	0	31
2019	12/9	18	461	25.6	3	82
Career	28/10	24	569	23.7	3	82

84
DOMINIQUE THOMPSON
 Wide Receiver
 5-11, 184, So.
 1VL
 Buena Park, Calif.
 Cypress HS



UTAH: Walk-on joined the team in the summer of 2018.
2019: Saw action in one game, playing on offense against Idaho State.
2018: Redshirt.

HIGH SCHOOL: All-CIF Southern Section Division 9 in 2017 at Cypress HS ... 2017 All-Empire League Special Teams Player of the Year and first-team all-league in 2015 (was slowed as a junior by a broken ankle) ... 2018 Orange County All-Star Classic ... 1,388 receiving yards on 74 receptions with 18 TDs in 2017 ... team captain ... also competed in track and field in the hurdles.

PERSONAL: Son of Darrell and Rita Thompson ... father was a two-time all-conference running back at Cerritos College ... one brother and one sister ... sister, Drew, played softball at Grambling State ... cousin, Darien Cornay, is a senior defensive back at Arizona State ... heritage is Creole, Choctaw Indian, Black, Filipino and Argentinian Mexican ... taking prerequisites for a kinesiology major ... full name Dominique Darrell Hernandez-Thompson.

49
PITA TONGA
 Defensive Tackle
 6-1, 310, Sr.
 3VL
 Taylorsville, Utah
 Highland HS



UTAH: Part-time starting tackle as a sophomore will continue to play a key role at defensive tackle ... signed with the Utes in 2014 before leaving on a church mission to Lima, Peru.
2019: Played as a reserve lineman in 10 games ... four tackles ... three tackles vs. NIU ... interception vs. UCLA.

2018: Played in 13 games with six starts (5 at left tackle, 1 at nose tackle) ... missed the USC game with an injury ... 12 tackles (3.0 TFL, 2.5 sacks) ... two tackles against Weber State, Arizona State and Colorado (1.0 sack) ... 7-yard sack against BYU ... returned an interception 21 yards against Washington.

2017: Played in 11 games, missing the Washington and West Virginia games with injury ... 13 tackles (0.5 TFL) ... three tackles against San Jose State, Arizona State and Washington State ... first-team Pac-12 All-Academic.

2016: Redshirt.

HIGH SCHOOL: Second-team all-state as a senior in 2013 when he had 55 tackles with 170 tackles for loss



Senior defensive tackle Pita Tonga has been a part-time starter and key backup the past three years.

and 2.0 sacks ... Highland High (Utah) team captain ... also participated in basketball and track and field ... attended Brighton HS his freshman year.

PERSONAL: Son of Pita Tonga Sr. and Susana (Tauteoli) Tonga ... both parents played for Utah ... father was a Ute linebacker from 1988-92 and led Utah with 94 tackles in 1990 ... mother was a first-team all-conference basketball player for Utah and her 36 points against Fresno State set a school record (still ranks third) ... father is a fireman and mother is a probation officer ... cousin of former Ute defensive tackle Filipino Mokofisi ... family, community and human development major ... full name is Pita Vi Folaumoetui Tonga (pronounced peet-tuh tong-guh).

YEAR	G/GS	UT	AT	TOT	TFL	SACK
2017	11/0	1	12	13	0.5-1	0-0
2018	13/6	3	9	12	3.0-12	2.5-12
2019	10/0	2	2	4	0-0	0-0
Career	34/6	6	23	29	3.5-13	2.5-12

92
MAXS TUPAI
 Defensive End
 6-1, 265, Sr.
 3VL
 Taylorsville, Utah
 Murray HS



UTAH: Has started nine games over three seasons ... starts fall camp as the co-starter at right end on the depth chart.

2019: Played in all 14 games with a start against Arizona State ... 21 tackles (3.5 TFL, 1.0 sack) ... four tackles (1.5 TFL) vs. UCLA ... three tackles included a TFL vs. BYU ... two tackles with a sack vs. California ... two tackles vs. USC, Washington State and Arizona ... pass breakup vs. Oregon State.

2018: Played in 12 games with eight starts at left end ... 32 tackles (6.0 TFL, 3.0 sacks) ... career-high nine tackles and a pass breakup against Arizona ... five tackles with a team-high 3.5 TFL (1.0 sack) vs. Colorado ... three tackles included 1.5 TFL and 1.0 sack vs. Oregon ... blocked a field goal against Washington State ... two tackles included a sack against Stanford.

2017: Played in five games ... two tackles.

2016: Redshirt.

HIGH SCHOOL: As a senior in 2015, he was one of five national finalists for the Butkus Award, which honors the country's top linebacker ... No. 1 overall recruit in the state of Utah by Rivals.com ... No. 4 defensive end recruit in the West by Scout.com ... four-star recruit by Rivals.com, Scout.com and 247Sports.com ... two-time 4A all-state defensive lineman made the first team as a senior ... all-USA Utah first team in 2015 ... named to the all-Salt Lake Tribune Team ... Region 6 Defensive MVP in 2015 and Region 7 Defensive MVP in 2014 ... Region 7 first team as a sophomore ... selected to play

Returner Profiles



Senior defensive end Maxs Tupai has started nine games the past three seasons.

in the Polynesian All-American Bowl ... 229 career tackles, 42.5 career sacks and seven career caused fumbles ... 116 tackles, 32 tackles for loss, 23.5 sacks, five forced fumbles, five passes defended and a blocked field goal his senior season ... 62 tackles, 17.0 TFL, 14.0 sacks, six quarterback hurries and two forced fumbles his junior year ... rushed for 136 yards and a touchdown as a junior ... 48 tackles, 5.0 sacks, two fumble recoveries and an interception his sophomore year ... also played basketball.

PERSONAL: Son of Ionatana (John) Tupai and Anna Stowers ... economics major ... name is pronounced max too-pa-ee.

YEAR	G/GS	UT	AT	TOT	TFL	SACK
2017	5/0	2	0	2	0-0	0-0
2018	12/8	18	14	32	6.0-25	3.0-17
2019	14/1	10	11	21	3.5-11	1.0-8
Career	31/9	30	25	55	9.5-36	4.0-25

50

ORLANDO UMANA

Offensive Line

6-4, 311, Sr.

3VL

Sacramento, Calif.
Grant HS



UTAH: Has made 25 starts (21 at center, 4 at left guard) ... honorable mention All-Pac-12 in 2019.
2019: Honorable mention All-Pac-12 ... started at center in 12 games, missing two with an injury.
2018: Played in all 14 games on the offensive line, starting four at left guard and the last nine at center ... played 724 snaps in the 11 games where they were recorded (stats were not kept for the last three games), which ranked third on the offensive line ... five cuts ... season high 84 plays and a cut against USC.
2017: Played in all 13 games on special teams and appeared in three games on the offensive line (North Dakota, San Jose State, UCLA) ... played 17 total snaps ... season-high 11 snaps and one cut against San Jose State.

HIGH SCHOOL: Two-time first-team Sacramento Bee All-Metro ... 2015 first team Maxpreps All-Sac-Joaquin Section offensive line ... also played on defense for Grant HS (Calif.) and had 49 tackles, a sack and a forced fumble as a senior ... participated in track ... second in the Delta League as a junior in the discus and shot put.

PERSONAL: Son of Jose Umana and Mele Tua ... two brothers and one sister ... sociology major ... full name is Orlando Simone Limiteti Umana (pronounced ooh-mah-nah).



Senior offensive lineman Orlando Umana earned All-Pac-12 honorable mention in 2019.

17

DEVAUGHN VELE

Wide Receiver

6-4, 205, R-Fr.

1VL

San Diego, Calif.
Rancho Bernardo HS



UTAH: Walk-on joined the team in the 2019 spring semester ... listed as a back-up wide receiver on the preseason depth chart.
2019: Saw action in four games, starting against Colorado ... one special teams tackle ... redshirt.

HIGH SCHOOL: All-league at Rancho Bernardo HS (Calif.) ... invited to the 2016 Polynesian All-American Bowl and the 2016 Alex Spanos All-Star Football Classic ... 52 receptions for 980 yards (18.8 yards per catch) with 11 touchdowns as a senior ... also completed his only pass attempt for a 45-yard touchdown and made two interceptions his senior season ... 126 yards receiving, two touchdowns and an interception in the state title game ... 11 catches for 209 yards (4 TD) his junior year ... Rancho Bernardo won the 2015 CIF Division III-A state title, as well as regional and league titles ... 2016 National Football Foundation San Diego Chapter Scholar-Leader-Athlete Award ... 2015 first-team Cal-Hi Sports all-state all-academic ... San Diego Union Tribune All-Academic team ... also played basketball.

PERSONAL: Son of Efaraima Jr. and Afagaila Vele ... served an LDS church mission in Samoa ... has not declared a major ... born in Indiana ... name is pronounced deh-vawn veh-lay.

35

CHARLIE VINCENT

Running Back

5-10, 195, R-Fr.

RS

Salt Lake City
East HS



2019: Redshirt.

HIGH SCHOOL: Two-time all-state at East HS, earning second-team honors as a senior ... 2017 Region 3 MVP and two-time first-team all-region ... 10 career 100-yard rushing games ... 65 carries for 413 yards (4 TD), four receptions for 155 yards (1 TD) and 22 tackles as a senior ... 110 carries for 1,215 yards (14 TD) and seven receptions for 188 yards (2 TD) in 2017 ... 50 carries for 692 yards (11 TD), six receptions for 202 yards (3 TD), 19 tackles and an interception as a sophomore ... East won the 4A state championship in 2015 and 2016 ... also played baseball and basketball.

INFORMATION

HERE'S UTAH

2020 OUTLOOK

PLAYER BIOS

COACHES & STAFF

SERIES HISTORY

2019 IN REVIEW

BOWL HISTORY

RECORD BOOK



Returner Profiles

PERSONAL: Son of Darin and Denece Vincent ... both parents went to Utah ... one brother and one sister ... taking prerequisites for a major in medicine ... full name is Charles Drew Vincent.

5

JORDAN WILMORE

Running Back
5-8, 200, So.
1VL
Inglewood, Calif.
Lawndale HS



UTAH: On the fall camp depth chart as the back-up running back.

2019: Played in 12 games ... third on the team among running backs in carries (49) with 209 yards (4.0 ypc) and a touchdown ... also had two catches for 13 yards ... career high 12 carries for 59 yards and his first rushing touchdown as a Ute (seven yards) at Oregon State, adding a catch for seven yards ... seven carries for 38 yards, including a season-long 23 yard rush against Idaho State ... six carries for 25 yards against Northern Illinois ... seven carries for 16 yards against Washington State.

HIGH SCHOOL: Four-star recruit by 247Sports ... three-time first-team All-CIF ... CIF Southern Section Division 5 Offensive Player of the Year in 2018 ... 2018 All-Area Player of the Year ... first-team all-area as a junior in 2017 ... 2018 SoCal All-Varsity ... 2018 Cal-Hi Medium Schools State Player of the Year ... two-time Cal-Hi All-State ... 15 career 200 yard games, 32 career 100-yard games and three straight seasons with 2,000-plus rushing yards ... 211 carries for 2,236 yards (172 yards per game) and 22 touchdowns in 2018 ... also had 13 catches for 281 yards (1 TD) as a senior ... 180 carries for 2,220 yards (185 ypg) and 31 touchdowns as a junior, when he also had 16 catches for 329 yards (3 TD) ... 248 carries for 2,289 yards (176.1 ypg) and 24 TD, along with nine receptions for 133 yards (1 TD) his sophomore season ... Lawndale HS won the 2018 2-A state championship.

PERSONAL: Son of Romalire Wilmore Jr. and La Vonda Christophe-Wilmore ... two brothers ... sociology major.

YEAR	G/GS	RUSH	YDS	AVG	TD	LONG
2019	12/0	49	194	4.0	1	23



Sophomore running back Jordan Wilmore had 49 carries last season.

87

THOMAS YASSMIN

Tight End
6-5, 252, So.
1VL
Sydney, Australia
The Scots College



UTAH: Aussie rugby player's first experience playing football was as a redshirt freshman.

2019: Played in 11 games, seeing action on offense in four ... two special teams tackles.

2018: Redshirt.

HIGH SCHOOL: Played rugby at The Scots College in New South Wales, Australia ... named to the Australian Schools Barbarians all-star team, which played Fiji and New Zealand at the Tri Nations Series in 2017 ... plays for NSW II ... also played basketball and threw the shot put.

PERSONAL: Son of Fadi and Sofia Yassmin (pronounced yaz-min) ... two brothers ... enjoys gaming and cooking ... majoring in quantitative analysis of markets and organizations.

9

TYRONE YOUNG-SMITH

Wide Receiver
6-4, 205, Sr.
3VL
Fresno, Calif.
Edison HS



UTAH: Has played both wide receiver and cornerback ... 26 career games, including 21 as a receiver.

2019: Redshirt.

2018: Played in three games, primarily on special teams, but also seeing action at cornerback in one (Washington) ... one tackle.

2017: Missed entire season with an injury ... redshirt.

2016: Played in 10 games (8 at receiver, 2 at cornerback) with three starts at receiver ... played cornerback in final two games against Colorado and Indiana but did not record any statistics ... missed San Jose State, USC and Oregon games with injuries ... 10 catches for 148 yards (14.8 average) ... led Utah against BYU with a career-high 60 yards receiving on just two catches, including a career-long 49-yard reception ... two catches for 43 yards against California ... touchdown came on a one-handed grab against Arizona.

2015: Played in all 13 games with four starts at receiver ... 18 catches for 193 yards (10.7 average) ... on third down plays, he made nine receptions for 116 yards (an average of 12.89 yards) with six first downs ... season-high three catches for 50 yards against Arizona State (16.7 average) ... two receptions for 26 yards against Colorado.

HIGH SCHOOL: Did not play in 2014 while completing academic requirements ... CentralValleyFootball.com's People's Choice All-Valley second team as a senior in 2013 ... named to the 2014 City County All-Star Game ... 20 catches for 437 yards as a senior at Edison HS (Calif.) in 2013 ... four catches for 131 yards with two touchdowns in win over Sanger ... Edison went 9-2 in 2013 ... 14 catches for 324 yards in 2012 ... also played basketball and ran track.

PERSONAL: Guardian is his grandmother Veronica Spicer ... sociology major ... nickname is T-Bone.

YEAR	G/GS	REC	YDS	AVG	TD	LONG
2015	13/4	18	193	10.7	0	25
2016	10/3	10	148	14.8	1	49
2018	3/0	0	0	0.0	0	0
Career	26/7	28	341	12.2	1	49

INFORMATION

HERE'S UTAH

2020 OUTLOOK

PLAYER BIOS

COACHES & STAFF

SERIES HISTORY

2019 IN REVIEW

BOWL HISTORY

RECORD BOOK

Incoming Utes



88

BRANDEN ANDERSON

Tight End
6-5, 242, Fr.
HS
Boise, Idaho
Centennial HS



UTAH: Walk-on joined the team in the spring of 2020.


HIGH SCHOOL: Played football at Centennial HS in Boise, Idaho ... earned 4A SIC all-academic as a senior ... played quarterback, but broke his collarbone in the first game of his junior year ... team captain.

PERSONAL: Son of Scott and Jacelyn Anderson ... one brother and one sister ... majoring in mechanical engineering.

16

BRYSON BARNES

Quarterback
6-1, 196, Fr.
HS
Milford, Utah
Milford HS




UTAH: Walk-on joined the team in the fall of 2020.

HIGH SCHOOL: Three-time first-team all-state selection at Milford HS, earning 1A MVP honors in 2018 as a junior ... set the Utah state record for career touchdown passes (137) ... 244-of-404 passing for 3,533 yards and 39 touchdowns his senior year, adding 625 rushing yards (181 carries) and 16 rushing touchdowns ... 156-of-267 passing for 3,073 yards and 48 touchdowns along with 752 rushing yards (156 carries) and 12 rushing touchdowns as a junior ... 147-of-258 passing for 2,822 yards and 31 touchdowns his sophomore season, adding 496 rushing yards (115 carries) with 14 touchdowns ... 114-of-207 passing for 1,916 yards and 19 touchdowns with 79 carries, 78 rushing yards and five touchdowns as a freshman ... also played on the defensive side of the ball, racking up 115 total tackles, including 80 as a senior, along with four career interceptions and nine passes defended ... also a 2A MVP and first-team all-state selection for baseball, leading Milford to a state title in 2019.

8

JAKE BENTLEY

Quarterback
6-4, 220, Sr.
TR
Lexington, S.C.
South Carolina



UTAH: Graduate transfer joined the team in the spring of 2020.

PRIOR TO UTAH: Graduate transfer from South Carolina started in every game he appeared in (33), playing in just one game in 2019 due to injury ... led the Gamecocks to the Belk Bowl (2018) and the Outback Bowl (2017) during his time as a starter, earning Outback Bowl MVP as a sophomore ... 19-14 career record as a starter including a 10-7 record in SEC games ... ranks second in South Carolina history in career completion percentage (.625), third in career pass completions (626) and passing touchdowns (55), fourth in career passing yards (7,527) and is fifth in career total offense (7,670) ... two-year team captain (2017-18) ... suffered a season-ending injury in the opening game of 2019 vs. North Carolina after passing for 142 yards (1 TD) ... started 12 games in 2018 (missing the Missouri game with an injury), passing for 3,171 yards on 240-of-388 passing (14 INT, 27 TD), averaging 264.3 passing yards per game ... ranked fourth in the SEC in passing yards per game and touchdown passes in 2018 ... second in school history in single-season touchdowns (27), third in passing yards (3,171), fourth in touchdowns responsible for (29) and sixth in completions (240) in 2018 ... completed a school-record five passes of 70 yards or more in 2018 ... 22-for-32 for 363 yards and two touchdowns while rushing for the game-winning touchdown against Ole Miss his junior season ... set program records with 510 passing yards and five touchdowns (tie) against Clemson in 2018 ... 2017-18 SEC Sportsmanship Award winner ... started all 13 games in 2017 as a sophomore, going 245-of-394 passing (12 INT, 18 TD) for 2,794 passing yards ... ranked second in the SEC in pass completions and pass attempts, sixth in passing yards per game (214.9) and pass completion percentage, and was tied for fourth in touchdown passes in 2017 ... season high as a sophomore was 304 yards passing against Kentucky, throwing 24-for-36 with two touchdowns ... started the final seven games of his freshman season in 2016, going 125-for-190 passing for 1,420 yards and nine touchdowns (4 INT) ... graduated a year early from Opelika HS (Ala.), playing two seasons after transferring from Byrnes HS (S.C.) after his freshman season ... threw for 2,834 yards and 28 touchdowns (8 INT) in his final year ... named all-state as a punter (38.4 avg, 10 punts inside the 20-yard line) as a junior ... Under Armour All-American game.

PERSONAL: Son of Paulette and Bobby Bentley ... three brothers and a sister ... comes from a football family;

father is South Carolina's tight ends coach, stepbrother Chas Dodd played quarterback at Rutgers and is a strength coach at Miami and brother Shuler played football at Murray State and is a graduate assistant on the Troy football staff ... earned a degree in sport and entertainment management from South Carolina and is working toward a Masters in finance at Utah.


YEAR	G/GS	COM	ATT	INT	PCT	YDS	TD	LNG
2016*	7/7	125	190	4	.658	1420	9	16
2017*	13/13	245	394	12	.622	2794	18	24
2018*	12/12	240	388	14	.619	3171	27	22
2019*	1/1	16	30	2	.533	142	1	9
Career*	33/33	626	1002	32	.625	7527	55	24

*at South Carolina

28

JAKE BIGGS

Safety
6-1, 205, Fr.
HS
Provo, Utah
Timpview HS



UTAH: Walk-on joined the team in the fall of 2020.

HIGH SCHOOL: Second-team all-region selection for Timpview HS ... all-Utah Valley as a senior ... played quarterback and wide receiver ... 30-of-55 passing for 367 yards and three touchdowns as a senior, adding 73 rushing yards on 18 carries and five touchdowns ... 48-of-90 passing for 673 yards and seven touchdowns with 316 rushing yards (46 carries) and six rushing scores his junior year ... also competed in track and field.

PERSONAL: Served an LDS church mission in Mexico.

15

NICK BILLOUPS

Quarterback
6-1, 200, Fr.
HS
San Clemente, Calif.
San Clemente HS



UTAH: Walk-on joined the team in the fall of 2020.

HIGH SCHOOL: Played his senior season at San Clemente HS after transferring from St. Anthony HS ... 89-of-147 passing for 932 yards and 11 touchdowns, 554 rushing yards and 13 touchdowns, and 32 tackles with 10 passes defended (5 INT) in 2019 ... 71-of-167 passing for 1,140 yards and nine touchdowns as a junior, adding 1,037 rushing yards (10 TD and 14 tackles with one interception) ... also had three tackles and 97 receiving yards as a sophomore ... played in the

INFORMATION

HERE'S UTAH

2020 OUTLOOK

PLAYER BIOS

COACHES & STAFF

SERIES HISTORY

2019 IN REVIEW

BOWL HISTORY

RECORD BOOK



Incoming Utes

OC North South All-Star game in 2020, earning MVP honors for the South squad.


47
ROB BONAR
 Linebacker
 6-1, 225, Fr.
 HS
 Houston, Texas
 Deer Park HS



UTAH: Walk-on joined the team in the fall of 2020.

HIGH SCHOOL: First-team all-district selection for Deer Park HS ... helped Deer Park to a second place finish in final standings his senior year.

44
XAVIER CARLTON
 Defensive End
 6-6, 260, Fr.
 HS
 Herriman, Utah
 Juan Diego Catholic HS



UTAH: Listed as a backup at left end on the fall camp depth chart.

HIGH SCHOOL: First-team all-state as a senior at Juan Diego Catholic HS ... four-star recruit by 247Sports, Rivals and ESPN ... ranked as the No. 12 strongside defensive end in the country and No. 2 player in Utah by Rivals ... Trans-Valley League Outstanding Defensive Lineman and Bee All-District selection as a junior at Modesto Christian HS (Modesto, Calif.), where he played three seasons moving to Utah for his senior year ... invited to play at the 2020 All-American Bowl and the 2020 Polynesian Bowl ... 91 total tackles (8.0 sacks) as a senior, adding 13 receptions for 225 yards (17.3 ypc) and two touchdowns at tight end ... 81 total tackles (14.0 TFL, 6.5 sacks), two passes defended, one forced fumble and three fumbles recovered as a junior, adding 10 receptions for 181 yards (18.1 ypc) and three receiving touchdowns ... 82 tackles (8.0 TFL, 6.0 sacks) with one forced fumble as a sophomore along with 14 receptions for 191 yards (13.6 ypc) and three receiving touchdowns.

PERSONAL: Son of Lorraine and Demetrius ... originally lived in the Salt Lake Valley before moving to California ... father was on the 1989 Utah football roster.

61
TANNER CRAGUN
 Kicker/Punter
 6-2, 175, Fr.
 HS
 Frisco, Texas
 Wakeland HS



UTAH: Walk-on joined the team in the fall of 2020.

HIGH SCHOOL: All-district first-team selection for Wakeland HS ... received a five-star ranking by Chris Sailer Kicking out of high school ... won field goal competitions at both Chris Sailer Kicking camps and Kohl's Training Camps ... also played soccer.


7
VAN FILLINGER
 Defensive End
 6-4, 255, Fr.
 HS
 Draper, Utah
 Corner Canyon HS



UTAH: Listed as a backup at right end on the fall camp depth chart.

HIGH SCHOOL: Two-time first-team all-state at Corner Canyon HS ... three-time all-region, earning first-team honors in 2018 and 2019 ... four-star recruit by 247Sports, Rivals and ESPN ... rated the No. 11 strong side defensive end in the country by 247Sports and the No. 2 player in the state of Utah ... invited to play in the 2020 All-American Bowl and the 2020 Polynesian Bowl ... Corner Canyon went 37-1 with Fillinger on the field, winning two state championships, 5A in 2018 and 6A in 2019 ... 88 tackles (24.0 TFL, 13.5 sacks) and one forced fumble as a senior ... 65 tackles (11.0 TFL, 5.0 sacks) with three interceptions, two passes defended and two fumbles recovered his junior year ... 35 tackles (2.0 TFL, 4.0 sacks) with one interception and two fumbles recovered his sophomore season ... also competed in track and field, winning the state shot put championship in 2019 ... pronounced fill-IN-jur.

9
SIONE FOTU
 Linebacker
 6-0, 230, Fr.
 HS
 West Jordan, Utah
 Bingham HS



UTAH: Listed as a backup at mac linebacker on the fall camp depth chart.

HIGH SCHOOL: First-team all-state as a senior at Bingham HS ... three-star recruit (247Sports, Rivals, ESPN) ... ranked No. 7 overall recruit in the state of Utah by 247Sports... invited to the 2020 Polynesian Bowl ... 90 tackles and two interceptions as a senior ... 40 tackles (2.0 sacks) his junior year ... 21 tackles as a sophomore ... will serve an LDS church mission before enrolling at Utah ... pronounced see-OH-nay foe-too.

74
JAXON GARCIA
 Offensive Line
 6-2, 330, Fr.
 HS
 West Valley City, Utah
 Cyprus HS



UTAH: Walk-on joined the team in the fall of 2020.

HIGH SCHOOL: Three-time all-state selection at Cyprus HS, earning first-team honors his junior and senior seasons ... three-time all-region first-team.

65
TYLER GLEED
 Defensive End
 6-2, 250, Fr.
 HS
 Orem, Utah
 Orem HS



UTAH: Walk-on joined the team in the fall of 2020.

HIGH SCHOOL: Played linebacker and on the defensive line at Orem HS ... 27 total tackles and six sacks as a junior ... four tackles and one sack as a senior ... also competed in wrestling, finishing fourth in the state as a senior.

INFORMATION

HERE'S UTAH

2020 OUTLOOK

PLAYER BIOS

COACHES & STAFF

SERIES HISTORY

2019 IN REVIEW

BOWL HISTORY

RECORD BOOK

Incoming Utes



11

DAKOTA HANSEN

Safety
6-0, 200, Jr.
TR
Alpine, Utah
Lone Peak HS



UTAH: Walk-on joined the team in the fall of 2020 ... a quarterback in high school, he is playing safety.

HIGH SCHOOL: Second-team all-state "athlete" as a senior at Lone Peak HS (Utah) ... 2016 Region 4 MVP and 5A All-Valley Co-Offensive Player of the Year as a quarterback ... 3,044 total yards as a senior included 2,295 passing yards (24 touchdowns) and 749 rushing yards (9 TDs) ... 335 passing yards (2 TDs) and 271 rushing yards (2 TDs) his junior season ... Lone Peak was the Utah State runner-up in both 2015 and 2016 ... threw six touchdown passes and rushed for 339 yards in a 69-19 win over American Fork in the 2016 5A state semifinal game ... also played baseball and basketball.

PERSONAL: Son of Brian and Pamela Hansen ... father Brian, uncle Randy and cousin Colby Hansen all lettered in football at BYU ... uncle also played one season in the NFL with the New England Patriots ... four brothers and three sisters ... brother Chase played at Utah 2015-18 ... likes camping, horses and target shooting ... has not declared a major.

79

ALEX HARRISON

Offensive Line
6-4, 330, Fr.
HS
Bountiful, Utah
Viewmont HS



HIGH SCHOOL: Three-time all-state selection at Viewmont HS, earning first-team honors as a junior and senior ... three-time first-team all-region ... 2018 first-team All-USA Utah Football ... three-star recruit by 247Sports, Rivals and ESPN ... ranked the fourth overall recruit in the state by Rivals and fifth by 247Sports ... invited to the Pro Football Hall of Fame World Bowl ... started on the offensive and defensive line at Viewmont ... first played on the offensive line as a sophomore ... 50 tackles (8.0 TFL, 3.0 sacks) with three blocked field goals on defense and graded out at 97-percent on offense as a senior with 34 pancake blocks ... 35 tackles (2.0 sacks), two passes defended, a forced fumble and a fumble recovery his junior season ... 27 tackles (4.0 TFL, 3.0 sacks) as a sophomore ... recorded 15 tackles his freshman year ... also competed in shot put in track and field.

PERSONAL: Son of Scott and Christy.

22

TY JORDAN

Running Back
5-7, 200, Fr.
HS
Mesquite, Texas
West Mesquite HS



HIGH SCHOOL: Co-District 7-5A Offensive Player of the Year as a senior at West Mesquite HS ... first-team all-district as a junior ... four-star recruit by ESPN, three-star recruit by 247Sports and Rivals ... rated the No. 8 all-purpose back in the country on 247Sports ... 13 100-yard rushing games in high school ... 86 carries for 572 yards (6.7 ypc) and six touchdowns, adding 48 receptions for 480 yards (10.0 ypc) and four receiving touchdowns as a senior ... 160 carries for 1,240 rushing yards (7.8 ypc) and 15 rushing touchdowns his junior year, also recording 14 receptions for 169 yards (12.1 ypc) and two receiving touchdowns with 10 kick returns for 217 yards (21.7 ypr) ... 101 carries for 777 yards (7.7 ypc) and six rushing touchdowns, adding six receptions for 158 yards and two touchdowns as a sophomore ... also competed in track and field.

9

COOPER JUSTICE

Quarterback
6-6, 235, Fr.
HS
Tigard, Ore.
Lake Oswego HS




HIGH SCHOOL: Three-star quarterback by 247Sports from Lakeridge HS ... 119-of-216 passing (17 TD, 6 INT) for 1,870 yards, adding 99 carries for 398 yards and eight rushing touchdowns as a senior in his only full year of varsity football ... played in four games in 2018, throwing for 146 yards on 9-of-17 passing (1 TD, 2 INT), also rushing for 96 yards and two touchdowns ... played in six games in 2017 on varsity ... first-team all-league in baseball ... also played basketball.

90

DEVIN KAUFUSI

Defensive Line
6-7, 270, Jr.
TR
Provo, Utah
BYU



UTAH: Joined the Utes in the 2020 spring semester after transferring from BYU.

PRIOR TO UTAH: Played in 25 games over two seasons at BYU (2018-19) ... 10 total tackles in 2019 with two pass breakups and a fumble recovery ... career-high three tackles against Liberty ... two tackles with a fumble recovery at Utah State ... five tackles included 1.0 TFL in 2018 ... first-team all-state as a senior at Timpview HS ... 82 tackles as a senior with 14.0 sacks, 10 passes defended and two fumble recoveries ... helped Timpview win three consecutive 4A state titles (2012-14) ... also played basketball.

PERSONAL: Son of Steve and Michelle Kaufusi ... father Steve played at BYU, spent two seasons in the NFL with the Philadelphia Eagles (1989-90) and has coached at both Utah and BYU ... mother Michelle is the mayor of Provo, Utah ... brother Bronson played football at BYU and has spent time in the NFL with Baltimore and the N.Y. Jets ... brother Corbin played football at BYU and was on the N.Y. Jets practice squad in 2019 ... uncle Jeff Kaufusi played football at Utah ... served an LDS church mission in Alpine, Germany.


YEAR	G/GS	UT	AT	TOL	TFL	FR
2018*	12/2	3	2	5	1.0-3	0
2019*	13/1	4	6	10	0-0	1
Career*	25/3	7	8	15	1.0-3	1

*at BYU

86

DALTON KINCAID

Tight End
6-4, 240, Jr.
TR
Las Vegas, Nev.
San Diego



PRIOR TO UTAH: Played for the University of San Diego from 2018-19 ... AP and Hero Sports All-American in 2019 ... all-conference second-team honors as a sophomore ... 44 receptions for 835 yards and eight touchdowns in 2019 ... led all FCS tight ends in yards per catch in 2019 (18.98), ranking second among FCS tight ends in receiving yards (835) and receiving yards per game (69.6) ... season-high 152 receiving yards on six catches with one TD at Cal Poly in 2019 ... 374 receiving yards on 24 receptions with 11 touchdowns his freshman year ... averaged 15.6 yards

INFORMATION

HERE'S UTAH

2020 OUTLOOK

PLAYER BIOS

COACHES & STAFF

SERIES HISTORY

2019 IN REVIEW

BOWL HISTORY

RECORD BOOK



Incoming Utes

INFORMATION

HERE'S UTAH

2020 OUTLOOK

PLAYER BIOS

COACHES & STAFF

SERIES HISTORY

2019 IN REVIEW

BOWL HISTORY

RECORD BOOK

per catch in 2018 and 31.2 receiving yards per game ... had four touchdowns and 87 yards at Nicholls State in 2018 ... played just one year of high school football at Faith Lutheran HS in Las Vegas ... earning all-state and all-conference ... also played basketball.


PERSONAL: Son of Vicki and Clark Kincaid ... has two siblings.

68
JAREN KUMP
Offensive Line
6-5, 305, Fr.
HS
Riverton, Utah
Herriman HS



HIGH SCHOOL: First-team all-state as a senior at Herriman HS (Utah) ... two-time all-region earning first-team honors in 2017 ... 2017 All-Salt Lake Tribune team ... 2017 first-team All-USA Utah Football team ... three-star recruit by 247sports and Rivals ... rated the No. 9 recruit in the state by 247sports and No. 10 by Rivals ... averaged five pancake blocks a game as a senior ... also played defense for Herriman and had 33 tackles with 4.0 TFL, 2.5 sacks and two passes defended in 2017 ... 22 tackles (2.0 TFL, 2.0 sacks) and one fumble recovery as a junior ... played as a sophomore on Herriman's 2015 5A state championship team ... also competes in track ... won the shot put at the 2017 Utah State Championships and the discus state title in 2018 ... also played basketball ... served an LDS church mission before enrolling in school.

13
KAMO'I LATU
Safety
6-0, 190, Fr.
HS
Honolulu, Hawai'i
Saint Louis School



UTAH: Listed as a backup at free safety on the fall camp depth chart.

HIGH SCHOOL: 2019 first-team all-state and all-ILH as a senior at Saint Louis School ... first-team all-state as a junior ... two-time ILH Open All-Star, earning first-team honors as a senior ... three-star recruit by 247Sports, Rivals and ESPN ... invited to the 2020 Polynesian Bowl ... 10 tackles (1.0 TFL), two interceptions, one fumble recovery and one pass breakup as a senior ... produced four interceptions and a fumble recovery in the playoffs his junior year ... Saint Louis School won went undefeated three-straight seasons from 2017-2019, winning the Open

Division State Championship four-straight seasons ... also participated in track and field, finishing third in the state in the triple jump in both 2018 and 2019 ... pronounced kah-MOE-ee LAH-too.

25
KENZEL LAWLER
Cornerback
5-11, 191, Fr.
HS
Corona, Calif.
Eleanor Roosevelt HS



HIGH SCHOOL: Three-star recruit by 247Sports, Rivals and ESPN out of Eleanor Roosevelt HS ... moved to defensive back from quarterback as a senior, finishing with 15 tackles, two interceptions, two passes defended and one fumble recovery ... also had seven punt returns for 53 yards (76 ypr), 21 carries for 55 yards and five rushing touchdowns, and seven receptions for 129 yards (18.4 ypc) and two touchdowns his senior year ... 72-of-155 passing (7 INT, 10 TD) for 1,058 yards, 109 carries for 349 yards (7 TD), three receptions for 96 yards (1 TD), and three tackles as a junior ... 72-of-146 passing (7 INT, 11 TD) for 1,004 yards and 82 carries for 517 yards (11 TD) his sophomore season ... also played five varsity games as a freshman with 217 yards passing (13-of-25, 3 TD) ... also competed in track and field ... pronounced ken-ZELL law-ler.

70
HUNTER LOTULELEI
Offensive Line
6-2, 325, Fr.
HS
West Valley City, Utah
Highland HS



UTAH: Originally signed in 2018 before leaving on a Church Mission ... joined the team in the spring of 2020.

HIGH SCHOOL: First-team all-state as a senior at Highland HS (Utah) ... 2017 first-team all-region ... 2017 second-team All-USA Utah Football team ... 2018 Polynesian Bowl ... 2017 U.S. Army National Combine second-team all-combine ... four-star recruit by Rivals and a three-star recruit by 247sports ... rated the No. 6 player in Utah by Rivals and No. 8 by 247sports ... two-year starter at Highland HS ... also played rugby.

PERSONAL: Son of Soni and Glennly ... has two brothers and a sister ... cousin of former Utah players Star and Lowell Lotulelei ... Star earned first-team All-America honors and was a two-time first-team

All-Pac-12 defensive tackle (2010-12) and has played seven years in the NFL for the Carolina Panthers (2013-17) and Buffalo Bills (2018-19) ... Lowell was a four-time All-Pac-12 defensive tackle and 2014 Freshman All-American (2014-17) ... originally signed in 2018 before leaving on an LDS church mission ... pronounced low-too-LEH-lay.

39
JOE LUDWIG
Running Back
6-1, 230, Jr.
TR
Poway, Calif.
Iowa




PRIOR TO UTAH: Spent three seasons at the University of Iowa, redshirting in 2017 ... played in six games as a redshirt freshman in 2018 and in two games in 2019 ... moved from linebacker to fullback during 2018 spring practices ... 2018 Academic All-Big Ten ... team leader award on defense in 2017 ... two-time honorable mention all-state selection at Middleton HS (Wis.) ... two-time first-team all-conference ... first-team all-area and all-Big Eight as a senior ... 79 tackles (2.0 TFL, 2.0 sacks), a fumble recovery, a forced fumble and an interception his senior year ... also competed in baseball and track.

PERSONAL: Son of Jill and Andy ... father, Andy, is Utah's offensive coordinator and quarterbacks coach ... majoring in history ... born in Fresno, Calif. and went to high school in Wisconsin, moving seven times during his youth ... one sister ... full name is Joseph Ludwig.

YEAR	G/GS	UT	AT	TOL
2018*	6/0	0	0	0
2019*	2/0	0	0	0
Career*	8/0	0	0	0

* at Iowa

23
FAYBIAN MARKS
Cornerback
5-10, 185, Fr.
HS
Richmond, Texas
George Ranch HS



HIGH SCHOOL: Second-team all-district as a senior at George Ranch HS ... three-star recruit by 247Sports, Rivals and ESPN ... two interceptions and two forced fumbles as a senior, also catching an 86-yard touchdown pass on offense ... averaged 26.7 yards on kickoff returns as a senior and 18.9 as a junior ... also competed in track and field.

Incoming Utes



20

JEREMY MERCIER


Linebacker

6-3, 228, Jr.

TR

Chandler, Ariz.

Gila River JC



UTAH: Slated to start at rover linebacker entering fall camp.

PRIOR TO UTAH: Hohokam Junior College Athletic Conference Co-Defensive Player of the Year at Gila River CC ... spent two seasons at Mesa Community College, seeing action in eight games with 23 tackles in 2018 ... honorable mention all-region as a senior at Basha HS in Chandler, Ariz. ... 51 total tackles and nine passes defended in 2016.

52

MAX MINER

Defensive End

6-2, 240, Fr.

HS

Cottonwood Heights, Utah

Brighton HS



UTAH: Joined the Utes in the 2020 spring semester.

HIGH SCHOOL: Played football and basketball at Brighton HS ... 10 tackles and a forced fumble his senior season, playing through a back injury ... 59 tackles (70 TFL, 2.0 sacks) and a fumble recovery as a junior ... 13 tackles and a fumble recovery his sophomore year ... also lettered in basketball.

PERSONAL: Son of David and Kerry Miner ... four sisters ... born in Peoria, Ill. ... working towards a business major ... full name is Maxwell Miner.

27

PIERRE MOUDOUROU

Wide Receiver

6-1, 209, Jr.

TR

Danbury, Conn.

Monroe College



PRIOR TO UTAH: Played at Monroe College (New York) in 2019 after transferring from Allan Hancock College (Calif.) ... spent a year in prep school in 2016 after graduating from high school and spent his true freshman season at Nassau College in 2017, but suffered a season-ending injury prior to the season

starting ... played in five games for Monroe College, finishing the season with nine receptions for 196 yards (21.7 ypc) and four touchdowns ... played in four games for Hancock in 2018 with eight receptions for 291 yards (36.4 ypc) and four touchdowns ... earned Offensive Player of the Game at the American Championship Bowl in 2018 for Hancock, recording five receptions for 163 yards and two touchdowns against San Bernardino Valley ... earned first-team all-league honors as a senior at Danbury HS in football ... 20 receptions for 290 yards his senior year with two passes defended and a forced fumble on defense ... 30 receptions for 578 yards and five touchdowns, adding 38 tackles (3.0 TFL), an interception (1 TD), six passes defended, two fumble recoveries that went for touchdowns and two forced fumbles as a junior ... 30 receptions for 459 yards and four touchdowns his sophomore season ... also competed in track and field and played basketball, winning a conference championship in the 4x100 meter relay.

PERSONAL: Son of Pierre Moudourou Sr. and Laurence Monthe ... two brothers and two sisters ... majoring in sociology ... father played professional tennis, winning gold and silver in the African Games, also coaching Cameroon in the Davis Cup ... retired professional soccer player Samuel Eto'o is his godfather ... born in Paris, France and is fluent in French.

66

GAVIN NAWAHINE

Defensive End

6-2, 240, Fr.

HS

Meridian, Idaho

Rocky Mountain HS



UTAH: Walk-on joined the team in the fall of 2020.

HIGH SCHOOL: First-team all-conference selection as a senior at Rocky Mountain HS ... played in the Idaho East-West Shrine Game.

PERSONAL: Served an LDS church mission in Samoa.

67

JORDAN NOYES

Kicker

5-10, 209, Fr.

HS

Higham, Kent, England

Gad's Hill School



UTAH: Joined the Utes in the 2020 spring semester ... listed as the backup kicker entering fall camp.

HIGH SCHOOL: Played American football, soccer, rugby and competed in gymnastics in England.

PERSONAL: Son of David and Linda Noyes ... two sisters and a brother ... married to the former Jordan Tulip and has a daughter, Scottie ... was the first person in his family to move to the United States ... his cousin is married to former Ute All-American kicker Matt Gay ... sociology major.

81

CONNOR O'TOOLE

Wide Receiver

6-4, 215, Fr.

HS

Albuquerque, N.M.

La Cueva HS



HIGH SCHOOL: Two-time first-team all-state at La Cueva HS ... Albuquerque Journal Metro Male Athlete of the Year as a junior for 2018-19 ... three-star recruit on 247Sports and Rivals ... rated the No. 1 recruit in the state of New Mexico by 247Sports ... missed five games his senior season due to injury, finishing with 39 receptions with 683 yards (17.5 ypc) and eight receiving touchdowns ... 43 catches for 867 yards (20.2 ypc) with eight touchdowns, adding 20 carries for 211 yards (10.6 ypc) and three rushing touchdowns as a junior ... also had 12 tackles (4.0 TFL, 2.0 sacks and a blocked extra point his junior year ... La Cueva won a state championship in football in 2018 ... also competed in track and field, earning Albuquerque Journal Track Athlete of the Year in 2019 after qualifying for the state meet in five events, winning the 300-meter hurdles and finishing second in the 100 meter dash.

10

MONEY PARKS

Wide Receiver

5-10, 170, Fr.

HS

Aledo, Texas

Aledo HS



HIGH SCHOOL: Two-time all-state, earning first-team honors as a junior at Fort Worth All Saints ... played his senior and sophomore seasons at Aledo HS ... two-time first-team all-district ... three-star recruit by 247Sports, Rivals and ESPN ... invited to the Blue-Grey All-American Bowl ... 64 receptions for 1,155 yards (18.0 ypc) and 19 receiving touchdowns as a senior at Aledo, adding 12 kick returns for 235 yards (19.6 ypr) ... 936 all-purpose yards included 691 receiving yards (51 catches, 13.5 ypc) and eight touchdowns as a junior at All Saints Episcopal ... 13 kick returns for 215 yards (16.5 ypr) his junior season ... 31 catches for 429 yards (13.8 ypc) and six touchdowns as a sophomore at Aledo ... Aldeo won the 2019 state championship was the state runners up in 2017 ... also competed in track ... full name is Monterren Parks.

INFORMATION

HERE'S UTAH

2020 OUTLOOK

PLAYER BIOS

COACHES & STAFF

SERIES HISTORY

2019 IN REVIEW

BOWL HISTORY

RECORD BOOK



Incoming Utes

INFORMATION

HERE'S UTAH

2020 OUTLOOK

PLAYER BIOS

COACHES & STAFF

SERIES HISTORY

2019 IN REVIEW

BOWL HISTORY

RECORD BOOK

21 CLARK PHILLIPS III

Cornerback
5-10, 191, Fr.
HS
Lakewood, Calif.
La Habra HS



UTAH: Joined the Utes in the 2020 spring semester ... listed as a backup at nickel back entering fall camp.

HIGH SCHOOL: Two-time All-CIF at La Habra HS ... Freeway League Player of the Year as a junior and two-time all-league, earning first-team as a junior ... 2019 Orange County Defensive Player of the Year and three-time first-team all-county ... 2019 All-USA first-team defense ... 2018 All-USA California Football first-team selection ... four-star recruit by 247Sports, Rivals and ESPN ... rated the No. 4 cornerback in the country by 247Sports ... 28 tackles, four interceptions and seven passes defended his senior year, adding 30 receptions for 435 yards (14.5 ypc) and 10 touchdowns ... 18 tackles, two interceptions and 10 passes defended along with 54 catches for 1,210 yards (22.4 ypc) and 19 touchdowns as a junior ... 26 tackles, seven interceptions with 154 return yards and 15 passes defended his sophomore season, adding eight carries for 127 yards along with 153 return yards between kick and punt return.

PERSONAL: Son of Clark and Lakeisha ... has two sisters and a brother ... working towards a business major.

81 TANIELA PUTUTAU

Tight End
6-3, 235, Fr.
HS
Salt Lake City
Cottonwood HS



UTAH: Originally signed with Utah in 2017 before leaving on an LDS Church mission ... joined the Utes in the 2020 spring semester.

HIGH SCHOOL: 2015 first-team all-region 3 as a junior at Cottonwood HS (Utah) ... missed his senior season with an injury ... 24 tackles and three fumble recoveries his junior year ... also played receiver and had 29 catches for 283 yards and a touchdown in 2015 ... 18 receptions for 337 yards and three touchdowns as a sophomore.

PERSONAL: Son of Howard and Taina Pututau ... has four brothers and three sisters ... brother's Hauati Pututau (junior) and Fua Pututau (sophomore), and

cousin Tennessee Pututau (freshman) will be on the Utah roster in 2020 ... pronounced tah-KNEE-ell-uh poo-too-tau ... has not declared a major.

99 TENNESSEE PUTUTAU

Defensive Line
6-1, 285, Fr.
HS
West Valley City, Utah
East HS



UTAH: Originally signed with Utah in 2018 before leaving on an LDS Church mission ... joined the Utes in the 2020 spring semester.

HIGH SCHOOL: Two-time all-state, earning first-team honors as a senior at East HS ... two-time first-team all-region ... 2018 Polynesian Bowl ... 2017 first-team All-USA Utah Football team ... four-star recruit by ESPN and three star by Rivals and 247sports ... rated the No. 6 player in the state by 247sports and No. 8 by Rivals ... led the state in sacks (18.5) and ranked sixth in tackles (136) as a senior at East HS ... 27 solo tackles with five sacks in 2016.

PERSONAL: Son of Una and Ngatu ... has two sisters and a brother ... cousins Hauati Pututau (junior), Fua Pututau (sophomore) and Taniela Pututau (freshman) will be on the Utah roster in 2020 ... served an LDS church mission before enrolling in school ... has not declared a major.

14 BEN RENFRO

Safety
6-1, 190, Fr.
HS
Magnolia, Texas
Magnolia HS




UTAH: Joined the Utes in the 2020 spring semester.

HIGH SCHOOL: 2019 District 8-5A Utility Player of the Year and two-time first-team all-district selection at Magnolia HS ... three-star recruit by 247Sports, ESPN and Rivals ... 49 receptions for 817 yards (16.7 ypc) and 13 touchdowns as a senior, adding seven kick returns for 132 yards (18.9 ypr) ... 38 catches for 788 yards (20.7 ypc) and 11 touchdowns along with five kick returns for 87 yards (17.4 ypr) his junior season ... 31 receptions for 592 yards (19.1 ypc) and six touchdowns his sophomore year, adding 10 kick returns for 131 yards (13.1 ypr) ... also competed in track and field.

PERSONAL: Son of Brett and Angela Renfro ... has two sisters ... father played linebacker at the University of North Texas from 1993-96 ... working towards a business major.

6 NATE RITCHIE

Safety
6-2, 200, Fr.
HS
Cedar Hills, Utah
Lone Peak HS



UTAH: Listed as a backup at free safety on the fall camp depth chart.

HIGH SCHOOL: Two-time first-team all-state at Lone Peak HS ... Region 4 Defensive MVP as a senior ... first-team all-region as a junior ... 2018 All-USA Utah football team ... three-star recruit by 247Sports, Rivals and ESPN ... rated the No. 4 recruit out of the state of Utah by 247Sports ... played on offense, defense and special teams at Lone Peak HS ... 51 total tackles (5.0 TFL, 1.0 sack) with eight interceptions (151 return yards, three touchdowns) and seven passes defended his senior year, also going 44-of-47 on PATs and 11-of-16 on field goals, including a career-long 51-yarder ... also had 15 carries for 82 yards (5.5 ypc) with four rushing touchdowns along with three catches for 44 yards (1 TD) and 75 kick return yards as a senior ... 39 tackles (1.0 TFL), six interceptions (148 return yards, two touchdowns), three passes defended and a forced fumble as a junior, adding four kick returns for 348 yards (87.0 ypr), scoring five return touchdowns (2 PR, 3 KR) and went 38-of-45 PATs, also going a perfect 8-for-8 on field goals ... added four carries for 85 yards and one rushing touchdown as a junior ... Lone Peak won the 6A state championship in 2018 ... 29 tackles, four interceptions (48 return yards) and five passes defended his sophomore season, going 37-of-42 on PATs and 6-of-9 on field goals ... also played basketball.

Incoming Utes



5 CAINE SAVAGE

Cornerback
5-11, 185, Fr.
HS
Buena Park, Calif.
Western HS



UTAH: Joined the Utes in the 2020 spring semester.

HIGH SCHOOL: Two-time All-CIF first-team selection at Western HS ... CIF Division 11 Defensive Player of the Year as a junior ... 2019 Pac-4 League MVP and 2018 Pac 4 League co-offensive player of the year ... two-time first-team all-Orange County ... three-star recruit by 247Sports, Rivals and ESPN ... 17 tackles, five interceptions (50 return yards) that included a pick six, two passes defended, one forced fumble and a blocked kick ... 2,040 all-purpose yards as a senior included 96 catches for 1,464 receiving yards (15.3 ypc) and 14 receiving touchdowns, 41 carries for 338 rushing yards (8.2 ypc) and three kick returns for 188 yards (62.7 ypr) for two touchdown returns ... 87 tackles, eight interceptions (90 return yards) with one pick six, 26 passes defended and a forced fumble as a junior ... 2,664 all-purpose yards as a junior on offense with 124 receptions for 2,103 yards (17.0 ypc) and 32 receiving touchdowns, 12 kick returns for 307 yards (1 TD, 25.6 ypr) and seven punt returns for 146 yards (20.9 ypr) ... set Orange County single-season county records for receptions (124), receiving yards (2,103) and touchdown receptions (32) his junior year ... 30 tackles, two interceptions and nine passes defended as a sophomore, adding 65 receptions for 1,055 yards (16.2 ypc) and nine touchdowns ... Western won the CIF Division 11 title in 2018 ... also competed in track and field.

PERSONAL: Three brothers ... twin brother, Cassius, will be a freshman on the football team at San Diego State in 2020 ... he and his brother will be the first members of his family to attend college ... has not declared a major.

62 SKYLER SOUTHAM

Kicker
6-0, 200, Jr.
TR
Heber City, Utah
BYU



UTAH: Joined the Utes in the 2020 spring semester after transferring from BYU.

PRIOR TO UTAH: Played in 26 games from 2018-19 at BYU ... 11-for-16 on field goals with a career-long

47-yarder as a freshman in 2018, also going 42-for-44 on PATs ... 69 kickoffs for a 58.6 avg. with 18 touchbacks his sophomore year in 2019, adding one made field goal (1-of-3) and three PATs (3-of-3) ... three-star recruit by 247Sports and Rivals out of high school, ranking as the No. 3 kicker nationally by 247Sports ... two-time all-state at Wasatch HS, earning first-team honors as a senior ... named a U.S. Army All-American as a senior ... Region 8 Outstanding Special Teams player, All-Salt Lake Tribune and first-team All-Valley as a senior ... U.S. Army Eastbay Freshman All-American ... 36 career field goals is a Utah state record ... 33-of-34 on PATs, 20-of-26 on field goals with a season-long 53-yarder, 34 punts for 1,538 yards (45.2 avg, 19 inside the 20), 62 kickoffs for a 74.0 avg. (60 TBs) and 37 tackles with four interceptions his senior season ... his 20 made field goals in 2015 set a Utah record for single-season field goals ... 21-of-22 on PATs, 10-of-13 on field goals with a season-long 43-yarder, 33 punts for 1,598 yards to (48.4 avg., 16 inside the 20), 23 kickoffs for a 67.9 avg. (20 TBs) and 36 tackles with two interceptions as a junior ... 48.4 punt average set what was then a state record for season average ... 24-of-24 on PATs, 6-of-12 on field goals with a season-long 47-yarder and 32 kickoffs for a 56.4 avg. (15 TBs) as a sophomore ... 36-of-36 on PATs and had 12 kickoffs for a 46.2 avg. as a freshman ... also lettered in soccer.

PERSONAL: Son of Andrea and Denny ... married to Anneka Cusick ... has two brothers and a sister ... business major ... served a mission in Santiago, Chile ... working towards a business major.

YEAR	G	FGA/FGM	PCT	LNG	PAT
2018*	13	11/16	68.75	47	42/44
2019*	13	1/3	33.33	24	3/3
Career*	26	12/19	63.16	47	45/47

*at BYU

58 JUNIOR TAFUNA

Defensive End
6-2, 255, Fr.
HS
South Jordan, Utah
Bingham HS



UTAH: Originally signed with the Utes in 2019 before leaving on an LDS Church mission ... joined the Utes in the 2020 spring semester.

HIGH SCHOOL: Second-team all-state as a senior in 2018 ... three-star recruit WAS ranked No. 7 in the state of Utah by 247Sports and Rivals ... invited to the 2019 Polynesian Bowl ... 64 tackles (1.0 sack) and an interception as a senior in 2018 ... 74 tackles (1.0 sack) and an interception in 2017 ... Bingham HS won state championships in 2016 and 2017.

PERSONAL: Served an LDS mission in Praia, Cape Verde ... full name Timote Junior Tafuna ... last name is pronounced tah-foona.

35 AARON TAPUSOA

Running Back
5-8, 219, Sr.
TR
Laie, Hawaii
Snow College



PRIOR TO UTAH: Played rugby at Lindenwood University in St. Louis, Mo. from 2016-17, joining the Snow College football team in 2019.

HIGH SCHOOL: Second-team all-state selection for Kahuku HS as a senior ... 19.5 tackles (3.0 TFL, 3.0 sacks) and an interception his senior year ... played in the 2015 Life Champion Senior Bowl, winning the Team Player Award ... also played rugby.

96 TANOA TOGIAI

Defensive Tackle
6-6, 310, Fr.
HS
Rigby, Idaho
Rigby HS

HIGH SCHOOL: First-team all-state as a senior at Rigby HS ... three-star recruit by 247Sports and Rivals ... No. 3 recruit in the state of Idaho ... 2019 5A High Country Defensive Player of the Year and 2018 first-team all-conference ... invited to play in the 2020 Polynesian All-American Bowl ... Rigby won the 2019 5A state championship ... all-state in basketball ... also competed in track and field.

PERSONAL: Father Jerry played football at Kansas State ... cousin Tommy is a sophomore defensive lineman at Ohio State ... pronounced TAH-noah tong-EE-eye.

INFORMATION

HERE'S UTAH

2020 OUTLOOK

PLAYER BIOS

COACHES & STAFF

SERIES HISTORY

2019 IN REVIEW

BOWL HISTORY

RECORD BOOK



Incoming Utes

INFORMATION

HERE'S UTAH

2020 OUTLOOK

PLAYER BIOS

COACHES & STAFF

SERIES HISTORY

2019 IN REVIEW

BOWL HISTORY

RECORD BOOK

59

SIONE TUHA

Linebacker
6-2, 213, Fr.
HS
Provo, Utah
Provo HS



UTAH: Walk-on joined the team prior to the start of 2020 fall camp.

HIGH SCHOOL: First-team all-region at Provo HS as a senior ... 56 total tackles as a senior (75 TFL, 2.5 sacks), adding three interceptions, eight passes defended, one fumble recovery and a forced fumble ... 36 tackles (3.0 TFL) with two passes defended as a junior.


season ... all-state for Kahuku HS as a senior in 2016, also earning All-USA Hawaii second-team ... broke the Hawaii High School playoff record for longest receiving touchdown ... second-team all-state in 2015 at Bingham.

PERSONAL: Son of Barbara and Iloa Vakapuna ... has five siblings ... father played football at Northern State University ... cousin, Tauni, played football at Utah from 2010-11 ... cousin, Fui, played football at BYU.

30

CHRIS WILSON

Linebacker
6-3, 225, Fr.
HS
Arcadia, Calif.
Arcadia HS



UTAH: Walk-on joined the team in the fall of 2020.

HIGH SCHOOL: 26 tackles (3.0 TFL) his senior year at Arcadia HS ... 78 tackles (4.5 TFL, 1.5 sacks) and two passes defended as a junior ... 13 tackles (1.0 TFL, 1.0 sack) his sophomore season ... also played baseball, earning all-CIF honors.

PERSONAL: Son of Randy and Jane ... has one brother and one sister ... grandfather, Jerry Tarkanian, was a Hall of Fame basketball coach who took UNLV to four Final Fours and a national championship.

95

ALIKI VIMAHI

Defensive Tackle
6-4, 295, Fr.
HS
Kahuku HS
Kahuku, Hawaii



HIGH SCHOOL: 2016 Honolulu Star Advertiser Hawaii All-State Football Team and first-team USA Today All-USA Hawaii Football Team ... two-time All-Hawaii Division I pick earned first-team honors as a senior in 2016 ... 2016 first-team All-OIA Division I Blue Conference and 2015 OIA first-team all-star ... 20.5 tackles, six sacks and a fumble recovery in 2016 ... invited to play in the Polynesian Bowl in Hawaii after his senior season and led all tacklers in the first half with four stops (2 TFL, 1 sack).

PERSONAL: Son of Tevita and Lori Vimahi ... brother Enok is a freshman offensive lineman at Ohio State ... originally signed with Utah in 2017 before leaving on an LDS church mission ... full name is Alekisanita Vimahi, but goes by Aliko ... pronounced AH-lee-key wee-MAH-hee.

24

ELVIS VAKAPUNA

Running Back
5-7, 205, Fr.
HS
Kahuku, Hawaii
Kahuku HS



UTAH: Walk-on joined the team prior to the start of 2020 fall camp.

HIGH SCHOOL: Played football at Bingham HS before transferring to Kahuku HS in Hawaii for his senior season ... all-state for Kahuku HS as a senior in 2016, also earning All-USA Hawaii second-team ... broke the Hawaii High School playoff record for longest receiving touchdown ... second-team all-state in 2015 at Bingham.

PERSONAL: Son of Barbara and Iloa Vakapuna ... has five siblings ... father played football at Northern State University ... cousin, Tauni, played football at Utah from 2010-11 ... cousin, Fui, played football at BYU.

34

BRAEDON WISSLER

Running Back
5-6, 180, Fr.
HS
South Jordan, Utah
Bingham HS



HIGH SCHOOL: Second-team all-state and first-team all-region as a junior at Bingham HS ... suffered a season-ending injury in the first game of his senior year ... 148 carries for 955 yards (6.5 ypc) and 16 rushing touchdowns his junior year, adding nine catches for 148 yards and one receiving touchdown ... had three carries for 19 yards as a sophomore ... Bingham won the 6A state title in 2017 and the 5A title in 2016.

PERSONAL: Son of Jeff and Kalyn ... three brothers and two sisters ... business major.

12

TYLER WEGIS

Defensive End
6-7, 205, Fr.
HS
Ladera Ranch, Calif.
San Juan Hills HS



HIGH SCHOOL: First-team all-Orange County as a senior at San Juan Hills HS ... second-team All-Sea View league as a junior ... three-star recruit by 247Sports and Rivals ... 92 total tackles (37.0 TFL, 10.5 sacks) as a senior, adding three passes defended, two fumble recoveries, three fumbles forced and a blocked PAT ... 62 total tackles (19.0 TFL, 6.5 Sacks) with two fumbles recovered, one forced fumble and a safety his junior year ... San Juan Hills won the 2019 CIF-SS Division 4 Championship ... pronounced WEE-gus.

16

ZEMAIAH VAUGHN

Safety
6-2, 175, Fr.
HS
Beaumont, Texas
Beaumont HS

UTAH: Walk-on joined the team prior to the start of 2020 fall camp.

HIGH SCHOOL: Played football at Bingham HS before transferring to Kahuku HS in Hawaii for his senior



Kyle Whittingham is the third-longest tenured head coach at the same school in the NCAA FBS.

COACHES AND STAFF



Head Coach



KYLE WHITTINGHAM

HEAD COACH | 16TH YEAR

Kyle Whittingham, the longest-tenured coach in the Pac-12 Conference and the third-longest tenured head coach at the same school in the NCAA FBS, is in his 16th season at the helm at Utah in 2020, where he boasts a 131-64 record. Including 11 seasons as a Ute assistant coach, he has contributed to more victories (216) than any coach in program history. He is the second-winningest head coach at Utah behind Ike Armstrong (141-55-15), and has led the Utes to back-to-back Pac-12 South titles.

His many accomplishments include three National Coach of the Year recognitions—two in 2008 and one in 2019—and back-to-back Pac-12 South Division championships (2018-19). Whittingham was the American Football Coaches Association (AFCA) Coach of the Year and Bear Bryant Award winner in 2008—when Utah was declared the national champion by an NCAA major selector while finishing No. 2 in the Associated Press poll—and the Dodd Trophy Coach of the Year in 2019. He also earned Pac-12 Coach of the Year and AFCA Regional Coach of the Year in 2019, while being named a finalist for the AFCA Coach of the Year and Bear Bryant Award.

Legendary for his postseason success, Whittingham's 11 bowl wins (11-3) ties him for second among active coaches and ranks in the top-10 all-time (including ties). His glossy bowl record includes a 2-0 mark in bowls currently part of the College Football Playoff New Year's Six, with wins over Pittsburgh in the 2005 Fiesta Bowl as co-head coach and Alabama in the 2009 Sugar Bowl.

The Utes appeared in every weekly CFP ranking for the first three years of the system (2014-16) and have made the sixth-most appearances of any school with 30 total. Utah has finished in the CFP top-25 in five seasons: No. 22 in 2014 and 2015, No. 19 in 2016, No. 17 in 2018 and program-best No. 11 in 2019. The Utes have made the final AP top-25 six times and the final Coaches' poll seven times under Whittingham. Those final AP rankings include No. 2 (2008), No. 18 (2009), No. 21 (2014), No. 17 (2015), No. 23 (2016) and No. 16 (2019). Utah was No. 23 in the final 2010 Coaches' poll.

Whittingham's teams have also performed well against AP top-25 teams, recording 15 wins against ranked opponents, including victories over No. 4 Alabama (2009), No. 5 Stanford (2013) and No. 8 UCLA (2014).

He has enjoyed great success against Power Five conferences, producing winning records against the ACC (7-1), Big Ten (4-1), Big 12 (5-4) and SEC (1-0). The Utes have also fared well in nine years in the Pac-12, winning or sharing three Pac-12 South Division titles and registering multiple wins against every school.

Now in his 27th year overall at Utah, Whittingham began his Ute career as the defensive line coach in 1994. He served as the defensive coordinator from 1995-2004 and became the school's 20th head coach on December 8, 2004. His first victory came three weeks later as the co-coach (with Urban Meyer) in Utah's 2005 Fiesta Bowl win over Pittsburgh. His first regular-season victory came against

Arizona in the 2005 season opener.

In 2008, Whittingham engineered the best season in Utah football history. The Utes went 13-0—concluding the season with a 31-17 Sugar Bowl rout of Alabama, a team that had spent five weeks at No. 1. Utah was declared the national champion that season by major selector Anderson/Hester and was ranked No. 2 in the final AP poll. Whittingham was recognized as the National Coach of the Year by the AFCA and the Paul "Bear" Bryant Awards committee.

As the country's only undefeated FBS team in 2008, Utah beat four top-25 teams, including two that finished in the top 10. In addition to his national awards, Whittingham was named the Mountain West Conference Coach of the Year.

Whittingham's success has continued in the Pac-12 Conference where Utah won the South Division title outright in 2018 and 2019, and shared it with USC in 2015. The Utes have finished in the top three in the South five times (2011, 2015, 2016, 2018 and 2019) in their nine seasons as conference members and have won five bowl games in that period.

A five-time semifinalist for the George Munger Coach of the Year Award (2014-16, 2018-19), Whittingham has coached 20 All-Americans, including seven consensus picks. He has coached the only major national award winners in Utah football history with three Ray Guy Award winners (2014-16), a Lou Groza Award winner (2017) and a Ted Hendricks Award winner to his credit. The Utes boasted a school-record five All-Americans in 2019.

Individually, Whittingham has had 20 players make major All-America teams (those determining the NCAA's consensus team). They are Luther Elliss (1994, consensus defensive lineman), Eric Weddle (2006, consensus defensive back), Louie Sakoda (2007, punter; 2008, unanimous consensus place kicker), Zane Beadles (2009, offensive line), Shaky Smithson (2010, punt returner), Star Lotulelei (2012, defensive tackle), Reggie Dunn (2012, kick returner), Nate Orchard (2014, defensive end), Kaelin Clay (2014, returner), Tom Hackett (2014, consensus punter; 2015, unanimous consensus punter), Mitch Wishnowsky (2016, unanimous consensus punter), Matt Gay (2017, consensus kicker) and Bradlee Anae (2019, consensus defensive end).

Second-team All-Americans on major teams during Whittingham's time include Morgan Scalley (2004, defensive back), Caleb Schlauderaff (2010, offensive line), Hunter Dimick (2016, defensive end) and Wishnowsky (2017-18, punter), Gay (2018, kicker), Chase Hansen (2018, linebacker), Julian Blackmon (2019, safety), Leki Fotu (2019, defensive tackle), Jaylon Johnson (2019, cornerback) and Zack Moss (2019, running back).

In addition to his head coaching responsibilities, Whittingham coaches Utah's punters and kickers. Hackett (2014 and 2015) and Wishnowsky (2016) won the Ray Guy Award three years running and Gay was the Lou Groza Award winner the following year. Orchard was Whittingham's other national award winner, capturing the 2014 Ted Hendricks Award as the nation's top defensive end.

Whittingham's players have won a total of 89 first-team all-conference awards, including 38 in Utah's nine seasons of Pac-12 membership. Utah led the Pac-12 in first-team all-conference players in 2018 with nine selected, and added eight more in 2019. Two of his players were three-time first-team All-Pac-12 honorees—Hackett from

2013-15 and Wishnowsky from 2016-18—and another five were two-time recipients (Lotulelei in 2011-12, Gay in 2017-18, Anae in 2018-19, Fotu in 2018-19 and Johnson in 2018-19). Utes have also captured the Morris Trophy four times (DT Lotulelei in 2011, DE Orchard in 2014, OL Isaac Asiata in 2016 and Anae in 2019). The Morris Trophy recognizes the Pac-12's best lineman, offensive and defensive, as voted on by the starting linemen on the other teams. In addition, Moss was named Utah's first Pac-12 Player of the Year in 2019, winning the offensive honor.

Prior to joining the Pac-12, Whittingham coached a Mountain West Conference MVP in five-straight seasons: Defensive Players of the Year Scalley (2004) and Weddle (2005 and 2006), Special Teams Player of the Year Sakoda (2006, 2007, 2008), and Offensive Player of the Year Brian Johnson (2008).

One reason behind his success is Whittingham's reputation for developing NFL talent. Seven Utes were drafted in 2020—most in the Pac-12 and tied for fifth-most in the nation—and the Utes' 21 selections in the last four drafts lead all Pac-12 schools. This period began with a school-record eight NFL draft picks from Utah in 2017, which led the Pac-12 and tied for third in the country. In 2010, six Utes were drafted, which tied for fourth nationally. Five Utes were drafted in 2019, including both Wishnowsky and Gay—marking the first time since 1985 that a punter and a kicker from the same school were drafted in the same year. As an assistant or head coach, 98 of Whittingham's players have signed contracts with NFL teams (57 draft picks, including 14 first or second-round selections, and 41 undrafted free agents).

Utah has also excelled academically under Whittingham. Since he became head coach in 2005, his players have earned four Academic All-America citations and 269 academic all-conference awards. Utah football received public recognition from the NCAA for posting a multi-year Academic Progress Report (APR) in the top 10 percent of all athletic teams in the country from 2015-19, including a perfect single-year APR score of 1000 in 2017-18. The American Football Coaches Association gave Utah a 2017 Academic Achievement Award for recording a perfect 100-percent NCAA Graduation Success Rate (GSR).

Whittingham began his coaching career in 1985-86 as a graduate assistant at his alma mater, Brigham Young. He spent one season as the defensive coordinator at the College of Eastern Utah in 1987, before a six-year stint at Idaho State from 1988-93.

A linebacker for BYU from 1978-81, Whittingham earned first-team all-WAC and WAC Defensive Player of the Year honors in 1981. He played in the first four Holiday Bowls and was named Defensive MVP of the 1981 game. In 2009, he was inducted into the Holiday Bowl Hall of Fame. After his senior season, Whittingham played in the Hula and Japan Bowls. He played professionally with the Denver Broncos (1982 training camp) and the U.S. Football League's (USFL) Denver Gold (1983) and New Orleans Breakers (1984). He played on the Los Angeles Rams' replacement squad in 1987.

Whittingham graduated from BYU in 1984 and added a master's degree from the school in 1987. Born Nov. 21, 1959, he was raised in Provo, Utah. He is married to the former Jamie Daniels. They have four children: Tyler, Melissa, Alex and Kylie, and four grandchildren. Tyler and Alex both played for the Utes.

Head Coach



YEAR-BY-YEAR RECORD

Year	School	Overall	Conference	Bowl Game	Bowl Result
2004*	Utah	1-0	0-0 MWC	Fiesta (Pittsburgh)	W
2005	Utah	7-5	4-4 MWC	Emerald (Georgia Tech)	W
2006	Utah	8-5	5-3 MWC	Armed Forces (Tulsa)	W
2007	Utah	9-4	5-3 MWC	Poinsettia (Navy)	W
2008	Utah	13-0	8-0 MWC	Sugar (Alabama)	W
2009	Utah	10-3	6-2 MWC	Poinsettia (California)	W
2010	Utah	10-3	7-1 MWC	Las Vegas (Boise State)	L
2011	Utah	8-5	4-5 Pac-12	Sun (Georgia Tech)	W
2012	Utah	5-7	3-6 Pac-12		
2013	Utah	5-7	2-7 Pac-12		
2014	Utah	9-4	5-4 Pac-12	Las Vegas (Colorado State)	W
2015	Utah	10-3	6-3 Pac-12	Las Vegas (BYU)	W
2016	Utah	9-4	5-4 Pac-12	Foster Farms (Indiana)	W
2017	Utah	7-6	3-6 Pac-12	Heart of Dallas (West Virginia)	W
2018	Utah	9-5	6-3 Pac-12	Holiday (Northwestern)	L
2019	Utah	11-3	8-1 Pac-12	Alamo (Texas)	L

Utah Career Record: 131-64 **Pac-12 Record:** 42-39 **Conference Record:** 80-54 **Bowl Record:** 11-3

*Co-head coach in the 2005 Fiesta Bowl

FROM WHITT TO THE NFL

Jordan Agasiva, OL	Free agent
Brian Allen, DB	5th round
Bradlee Anaé	5th round
Dres Anderson, WR	Free agent
Isaac Asiata, OL	5th round
Matt Asiata, RB	Free agent
Corrion Ballard, DB	Free agent
Cody Barton, LB	3rd round
Jackson Barton, OL	7th round
Zane Beadles, OL	2nd round
Tony Bergstrom, OL	3rd round
Conroy Black, DB	Free agent
Julian Blackmon	3rd round
Marquise Blair, DB	2nd round
Brian Blechen, DB	Free agent
Garett Bolles, OT	1st round
Devontae Booker, RB	4th round
Andy Bowers, DE	Free agent
Francis Bernard, LB	Free agent
Sam Brenner, OL	Free agent
Freddie Brown, WR	7th round
Terrell Burgess, S	3rd round
Martail Burnett, DE	Free agent
Brandon Burton, DB	5th round
Kaelin Clay, WR	6th round
Anthony Denham, TE	Free agent
J.J. Dielman, OL	5th round
Hunter Dimick, DE	Free agent
Reggie Dunn, WR	Free agent
Andre Dyson, DB	2nd round
Luther Elliss, DE	1st round
Jason Fanaika, DE	Free agent
Jonathan Fanene, DL	7th round
Steve Fiffita, DL	Free agent
Tevita Finau, DT	Free agent
Kylie Fitts, DE	6th round
John Frank, DL	6th round
Leki Fotu, DT	4th round
Quinton Ganther, RB	7th round
Matt Gay, K	5th round
Phil Glover, LB	7th round
Javelin K. Guidry, CB	Free agent
Chase Hansen, LB	Free agent
Dominique Hatfield, DB	Free agent
Tyler Huntley, QB	Free agent
Jaylon Johnson, CB	2nd round
Robert Johnson, DB	5th round
Ma'ake Kemoeatu, DL	Free agent
Joe Kruger, DE	7th round

Paul Kruger, LB	2nd round
Star Lotulelei, DT	1st round
John Madsen, TE	Free agent
Brice McCain, DB	6th round
Keith McGill, DB	4th round
Bronzell Miller, DE	7th round
Koa Misi, LB	2nd round
Zack Moss	3rd round
Jake Murphy, TE	Free agent
Jared Norris, LB	Free agent
Josh Nurse, CB	Free agent
Nate Orchard, DE	2nd round
Tenny Palepoi, DL	Free agent
Tim Patrick, WR	Free agent
Darrin Paulo	Free agent
John Penisini	6th round
Reggie Porter, DB	Free agent
Sione Pouha, DL	3rd round
Jeremiah Poutasi, OL	3rd round
Brett Ratliff, QB	Free agent
David Reed, WR	5th round
Trevor Reilly, LB	7th round
Eric Rowe, DB	2nd round
Antwoine Sanders, DB	7th round
Lauvale Sape, DL	6th round
Josh Savage, DL	Free agent
Caleb Schlauderaff, OL	6th round
Richard Seals, DL	7th round
Derrick Shelby, DE	Free agent
Sealver Siliga, DT	Free agent
Sean Smith, DB	2nd round
Paul Soliai, DT	4th round
R.J. Stanford, DB	5th round
Tevita Stevens, OL	Free agent
Stevenson Sylvester, LB	5th round
Pene Talamaivao, DL	Free agent
Kelly Talavou, DL	Free agent
Pasoni Tasini, DT	Free agent
Pita Taumoepeau, DE	6th round
Sam Tevi, OL	6th round
Jason Thompson, DB	Free agent
Kendal Thompson, WR	Free agent
Spencer Toone, LB	7th round
Salesi Uhatate, OL	Free agent
Eric Weddle, S	2nd round
Joe Williams, RB	4th round
Marcus Williams, S	2nd round
Travis Wilson, TE	Free agent
Mitch Wishnowsky, P	4th round

COACHING EXPERIENCE

Year	Position
1994-present	Utah
2005-	Head Coach
2001-04	Defensive Coordinator Linebackers
1998-2000	Defensive Coordinator Safeties
1997	Defensive Coordinator Linebackers
1995-96	Defensive Coordinator Safeties
1994	Defensive Line
1988-93	Idaho State
1992-93	Defensive Coordinator
1988-91	Linebackers/Special Teams
1987	College of Eastern Utah Defensive Coordinator
1985-86	Brigham Young Graduate Assistant

RECORD VS. OPPONENTS

Air Force	5-1
Alabama	1-0
Arizona	6-4
Arizona State	3-6
Boise State	0-2
Brigham Young	11-3
California	4-2
Colorado	7-2
Colorado State	6-1
Fresno State	2-0
Georgia Tech	2-0
Idaho State	2-0
Indiana	1-0
Iowa State	1-0
Louisville	2-0
Michigan	3-0
Montana State	1-0
Navy	1-0
New Mexico	4-2
North Carolina	0-1
North Dakota	1-0
Northern Arizona	1-0
Northern Colorado	1-0
Northern Illinois	2-0
Northwestern	0-1
Notre Dame	0-1
Oregon	2-6
Oregon State	6-3
Pittsburgh	3-0
San Diego State	5-1
San Jose State	4-0
Southern Utah	1-0
Stanford	3-1
Texas	0-1
TCU	3-3
Tulsa	1-0
UCLA	7-4
UNLV	5-1
USC	3-6
Utah State	7-1
Washington	2-6
Washington State	3-4
Weber State	3-0
West Virginia	1-0
Wyoming	5-1
Totals	131-64

INFORMATION

HERE'S UTAH

2020 OUTLOOK

PLAYER BIOS

COACHES & STAFF

SERIES HISTORY

2019 IN REVIEW

BOWL HISTORY

RECORD BOOK



Defensive Coordinator

MORGAN SCALLEY

DEFENSIVE COORDINATOR / SAFETIES | 13TH YEAR



In his 13th year overall as a Utah assistant coach, Morgan Scalley is in his fifth season as the defensive coordinator in 2020. He also continues to coach the safeties, as he has his entire time on the staff, and also served as Utah's recruiting coordinator from 2009-15 and special teams' coordinator in 2015.

The former Ute All-America safety began his coaching career as an administrative assistant with the Utes in 2006, moving into a graduate assistant role in 2007.

Scalley, who owns a reputation as one of the brightest defensive minds in the business, was a finalist for the Broyles Award in 2019 when the Utes ranked 2nd in the FBS in total defense. Utah has led the Pac-12 three times in his first four seasons as defensive coordinator in rushing defense (2016, '18 and '19)—ranking third in the nation in 2019 after ranking fifth in 2018. The 2016 Utes led the conference in sacks (43) and tackles for loss (101) and ranked in the top 12 nationally in both. Over the past two seasons, Scalley's defense has held opponents to 10 points or fewer 12 times, second-most in all of FBS.

The 2019 Utah defense was one for the ages, leading the Pac-12 in total defense, passing defense, rushing defense, scoring defense, red zone defense, first downs allowed and third-down defense. Utah recorded the best statistical season by a conference team in the Pac-12 era in three categories: total yards (269.2), rushing yards (81.8) and points allowed (15.0). Scalley's unit recorded two shutouts, most by a Utah team since 2003, and held six opponents to seven points or fewer, most in a season by the Utes since 1969 (also 6). Utah held 10 of 14 opponents under 70 rushing yards, the most by an FBS team since 2006.

In 2018 the Utes finished second in the Pac-12 in total defense and scoring defense and finished in the top 20 in the nation in both. Utah's 2018 team ranked in the top three in the Pac-12 in every major defensive category (rushing defense, passing defense, pass efficiency defense, total defense and scoring defense).

Scalley fared well in his first coordinator assignment as well, with the 2015 Utes ranking first in the nation in net punting when he supervised the special teams.

On an individual front, Scalley has coached seven All-Americans, 13 first-team all-conference selections and two Freshman All-Americans, while seeing 25 of his protégés move on to the NFL. His first All-American came as the special teams' coordinator in 2015 when punter Tom Hackett was a unanimous consensus All-American and won the Ray Guy Award as the country's top punter. In 2016, defensive end Hunter Dimick earned a place on three of the consensus-eligible teams (second team Walter Camp and FWAA and third team AP) and seven total All-America teams. Dimick was a finalist for the Ted Hendricks award, which honors the nation's best defensive end. In his only season at linebacker (after three seasons at safety), Chase Hansen earned second-team All-America honors from the FWAA and Sporting News and made four total All-America teams. Scalley's 2019 troops included consensus All-America defensive end and Ted Hendricks Award finalist Bradlee Anae (first team Walter Camp, Sporting News, AFCA and FWAA; third team AP), the 2019 winner of the Morris Trophy as the Pac-12's best defensive lineman, voted on by the league's offensive linemen. Anae was joined as a 2019 All-American by safety Julian Blackmon (second team AP and AFCA), defensive tackle Leki Fotu (second team Walter Camp and FWAA; third team AP) and cornerback Jaylon Johnson (second team Walter Camp and AP) from Scalley's defense.

In 2019 Utah placed five defensive players on the All-Pac-12 first team (Anae, Blackmon, Fotu, Johnson and Francis Bernard) and one on second team, with four more garnering honorable mention. That marked the second year in a row with 10 players honored, with 2018's haul including first-team picks Hansen, Anae, Fotu and Johnson. Scalley's other first-team All-Pac-12 players include Hackett, Dimick and Marcus Williams. In addition, Robert Johnson was first-team All-Mountain West and Eric Rowe and Brian Blechen were both Freshman All-Americans.

Johnson, Blackmon, Rowe, Blechen, Williams and Hansen all had Scalley as their position coach during points in their careers.

Since leaving Utah as a second-round draft pick, Rowe has played in three Super Bowls with the New England Patriots (2016-18). Scalley has three other second-round draft picks to date: Williams (New Orleans) in 2017, safety Marquise Blair (Seattle) in 2019 and cornerback Johnson (Chicago) in 2020. Third-rounders include safeties Blackmon (Indianapolis) and Terrell Burgess (L.A. Rams) in 2020, and linebacker Cody Barton (Seattle) in 2019. Fotu was a fourth-round choice (Arizona) in 2020 and Anae (Dallas) a fifth-rounder. Johnson played three seasons in the league as a fifth-round draft pick in 2010 and Scalley has a trio of sixth-round draft picks on current NFL rosters in defensive linemen Pita Taumoepeau in 2017, Kylie Fitts in 2018 and John Penisini in 2020. Blechen, Dimick, Pasoni Tasini and Dominique Hatfield made NFL rosters as undrafted free agents, while linebacker Chase Hansen and safety Corron Ballard signed as free agents in 2019 and Bernard, Javelin Guidry and Josh Nurse signed as free agents in 2020.

Scalley is also widely respected as a recruiter and produced several highly-rated classes during his time as the recruiting coordinator. Rivals.com rated Utah's 2012 recruiting class as the country's 25th best. In 2011, Rivals described Scalley as one of the top recruiters in the Pac-12 and a "recruiting coordinator on the rise."

He was Rivals' non-BCS recruiter of the year in 2010 and one of the top 25 recruiters in the nation overall. Rivals ranked Utah's 2010 recruiting class as the best by a school from a non-automatic qualifying conference and 32nd overall.

PLAYING CAREER

Scalley lettered for the Utes from 2001-04 and was the 2004 Mountain West co-Defensive Player of the Year, a second-team All-American by the Associated Press and SI.com and a unanimous first-team all-conference safety. He was a second-team all-MWC defensive back in 2003 and an honorable mention all-MWC punt returner in 2001 and 2002.

As a senior, he captained Utah to 12-0 record, a Fiesta Bowl win over Pittsburgh and a No. 4 national ranking in a historic season in which Utah became the first non-BCS team to play in a BCS bowl game.

Scalley was a two-time first-team Academic All-American (2003-04), the 2004 Anson Mount Scholar Athlete of the Year and the 2004 MWC Scholar Athlete of the Year. He was awarded two post-graduate scholarships, including one from the NCAA.

Scalley was presented with the inaugural Pat Tillman award during the 2005 East-West Shrine Game, recognizing him for his character, intelligence, sportsmanship and service.

After graduating Magna Cum Laude from the U. with a 3.96 GPA, Scalley earned a master's degree in business.

EDUCATION

Utah, 2004
Bachelor's in mass communication
2003, 2004 Academic All-American
Graduated Magna Cum Laude

Utah, 2006
Master's in business administration

PERSONAL DATA

Hometown: Salt Lake City
Birthdate: Oct. 8, 1979
Family: Married to the former Liz Herrscher. Daughters Madeline and Emma and son Andrew.

COACHING EXPERIENCE

Year	Position
2008-2016	Utah Defensive Coordinator Safeties
2015	Special Teams Coordinator Safeties
2009-14	Safeties Recruiting Coordinator
2008	Safeties
2006-07	Utah Graduate Assistant Defense
2006	Administrative Assistant

BOWL GAMES

2019	Alamo Bowl
2018	Holiday Bowl
2017	Heart of Dallas Bowl
2016	Foster Farms Bowl
2015	Las Vegas Bowl
2014	Las Vegas Bowl
2011	Sun Bowl
2010	Las Vegas Bowl
2009	Poinsettia Bowl
2009 (2008)	Sugar Bowl
2007	Poinsettia Bowl
2006	Armed Forces Bowl

INFORMATION

HERE'S UTAH

2020 OUTLOOK

PLAYER BIOS

COACHES & STAFF

SERIES HISTORY

2019 IN REVIEW

BOWL HISTORY

RECORD BOOK

Offensive Coordinator



ANDY LUDWIG

OFFENSIVE COORDINATOR / QUARTERBACKS | 2ND / 6TH YEAR

Andy Ludwig is in the second year of his second full-time stint on the Utah football coaching staff in 2020. Ludwig, who served as offensive coordinator and quarterbacks coach during the undefeated 2008 season, returned in 2019 and helped lead the offense to heights unrivaled in recent history.

Ludwig had spent the 2015-18 seasons as Vanderbilt's offensive coordinator following a two-year run at Wisconsin (2013-14), two years at San Diego State (2011-12) and two years at California (2009-10), all since helping lead Utah to a 13-0 record in 2008 and a Sugar Bowl win over Alabama. That capped a successful four-year period as offensive coordinator and quarterbacks coach at Utah (2005-08), which followed three years in the same role at Oregon (2002-04). During his four years as offensive coordinator at Vanderbilt, Ludwig also coached the Commodores' quarterbacks (2015), tight ends (2016-18) and running backs (2018).

The return of Ludwig to Utah in 2019 sparked an offensive explosion that saw the Utes lead the Pac-12 in rushing yards (201.4), passing efficiency (174.05), completion percentage (72.6%) and third-down conversion rate (46.3%), en route to a second consecutive Pac-12 South title. The Utes ranked second in the FBS and broke the Pac-12 record for completion percentage, while ranking eighth in passing efficiency. Utah topped the 500-yard mark for total offense five times, their most since 2005, also under Ludwig, and scored 30 or more points 10 times in 2019, the most by a Utah team since the Ludwig-led 2008 offense.

Ludwig guided senior quarterback Tyler Huntley to a record-breaking season and Pac-12 Co-Offensive Player of the Year honors from the Associated Press. The first-team All-Pac-12 signal-caller recorded the third-best passing-efficiency mark in Pac-12 Conference history (1776) and broke Pac-12 records for completion percentage (73.1%) and passing yards-per-attempt (10.3). Huntley was named third-team All-America by Pro Football Focus, was a finalist for both the Johnny Unitas Golden Arm Award and the Manning Award, and was a semifinalist for the Walter Camp Award and Davey O'Brien Award.

Additionally, Ludwig's 2019 Utah offense featured All-America running back Zack Moss, named Pac-12 Offensive Player of the Year by the league's coaches and a third-round draft choice of the Buffalo Bills in 2020. Moss became Utah's all-time leading rusher and broke five other Utah career records over the course of his senior season. Two other Utah offensive players earned All-Pac-12 honors, tackle Darrin Paulo (first team) and tight end Brant Kuithe (2nd team), while three received honorable mention (offensive linemen Nick Ford, Simi Moala and Orlando Umana).

A 33-year veteran of college coaching (including one year as a Utah graduate assistant), the Ogden, Utah, native has coached some prolific offenses. In 2008, Ludwig was a finalist for FootballScoop Offensive Coordinator of the Year after Utah led the Mountain West and ranked 15th nationally in scoring, averaging 36.9 points per game. In 2005, the Utes led the MWC in total offense (473.0 yards per game) and pass efficiency offense, with national rankings of 12th and 10th, respectively. In 2005 and

2006, Utah finished second in the league in passing offense and finished 12th in the nation in 2005. The 2007 Utes ranked second in the league in rushing offense.

Ludwig helped rewrite the Wisconsin record book in his two seasons with the Badgers, posting a 20-7 record from 2013-14 and making consecutive Jan. 1 bowl appearances. The 2013 Badgers averaged a school-record 480.8 yards per game, while averaging the third-most points in school history (34.8). The 2014 squad nearly matched those totals, averaging 34.6 points and 468.9 total yards.

As the Fresno State offensive coordinator, he was a 2001 Broyles Award finalist (awarded to the nation's top collegiate assistant coach) when the Bulldogs averaged 40.0 points and nearly 500 yards per game—ranking fourth in the nation in both categories. Fresno State was the first school in NCAA history to feature a 4,000-yard passer, two 1,000-yard receivers and a 1,000-yard rusher in a single season.

Ludwig has coached a number of award winning players, among them Utah quarterback Brian Johnson, the 2008 MWC Most Valuable Offensive Player and 2009 Sugar Bowl MVP, in addition to Huntley in 2019. He has coached two Heisman finalists—Wisconsin running back Melvin Gordon in 2014 and Fresno State quarterback David Carr in 2001. Gordon rushed for 2,587 yards in 2014, establishing the second-highest single-season rushing total in NCAA FBS history. Carr was the No. 1 overall pick in the 2002 NFL Draft, as well as the Johnny Unitas Golden Arm and Sammy Baugh award winner after leading the nation in passing yards (4,839) and touchdowns (46) in the 2001 season.

Before his return to Utah, Ludwig's most recent protégé, Vanderbilt's Kyle Shurmur, became the school's all-time passing leader in 2018, throwing for 8,865 yards and 64 touchdowns in his career.

Ludwig is a proponent of a balanced offensive attack and has coached a 1,000-yard rusher 16 times in his FBS coaching career, including Utah's Quinton Ganther (1,120 in 2005), Darrell Mack (1,204 in 2007) and Moss (1,416 in 2019). He coached a pair of 1,000-yard rushers at Wisconsin in 2013 in Gordon (1,609) and James White (1,444), and in 2018 at Vanderbilt guided Ke'Shawn Vaughn to a 1,244-yard season. Ralph Webb finished his Vandy career in 2017 as the school's all-time career leader in rushing yards (4,173) and rushing touchdowns (32).

Ludwig's previous coaching experience came at Portland State, Idaho State, Augustana (S.D.), Boise State and Cal Poly-SLO. His son, Joe, joined the Utah football program as a tight end in January 2020, transferring from Iowa where he spent three seasons with the Hawkeyes.

PLAYING CAREER

Ludwig played wide receiver at Snow College from 1982-83, then transferred to Portland State, where he lettered in 1985-86.

EDUCATION

Portland State, 1988
Bachelor's in exercise and sport science

PERSONAL DATA

Hometown: Ogden, Utah
Birthdate: May 14, 1964
Family: Wife Jill, son Joe and daughter Delaney. Joe is a member of the 2020 Utah football team.

COACHING EXPERIENCE

2019-	Utah Offensive Coordinator Quarterbacks
2015-18 2018	Vanderbilt Offensive Coordinator Running Backs Tight Ends
2016-17	Offensive Coordinator Tight Ends
2015	Offensive Coordinator Quarterbacks
2013-14	Wisconsin Offensive Coordinator Quarterbacks
2011-12	San Diego State Offensive Coordinator Tight Ends
2009-10	California Offensive Coordinator Quarterbacks
2005-08	Utah Offensive Coordinator Quarterbacks
2002-04	Oregon Offensive Coordinator Quarterbacks
1998-01	Fresno State Offensive Coordinator Quarterbacks
1997	Cal Poly-SLO Offensive Coordinator Quarterbacks
1995-96	Boise State Quarterbacks
1993-94	Augustana (S.D.) Offensive Coordinator Quarterbacks Receivers
1992	Utah Defensive Graduate Assistant
1989-91	Idaho State Quarterbacks, Receivers
1987-88	Portland State Receivers

BOWL GAMES

2019	Alamo Bowl
2018	Texas Bowl
2016	Independence Bowl
2014 (2015)	Outback Bowl
2013 (2014)	Capital One Bowl
2012	Poinsettia Bowl
2011	New Orleans Bowl
2009	Poinsettia Bowl
2008 (2009)	Sugar Bowl
2007	Poinsettia Bowl
2006	Armed Forces Bowl
2005	Emerald Bowl
2003	Sun Bowl
2002	Seattle Bowl
2001	Silicon Valley Bowl
2000	Silicon Valley Bowl
1999	Las Vegas Bowl
1992	Copper Bowl

INFORMATION

HERE'S UTAH

2020 OUTLOOK

PLAYER BIOS

COACHES & STAFF

SERIES HISTORY

2019 IN REVIEW

BOWL HISTORY

RECORD BOOK



Assistant Head Coach

JIM HARDING

ASSISTANT HEAD COACH / OFFENSIVE LINE | 7TH YEAR



Jim Harding is in his seventh season as Utah's offensive line coach in 2020, and in that time has firmly established the Utes' offensive line as one of the best in the country. He also has served in a key leadership role as Utah's assistant head coach since 2017, and prior to that spent two seasons as the co-offensive coordinator (2015-16).

Harding has coached four first-team All-Pac-12 selections to date and has had six offensive linemen selected in the NFL Draft, including four members of the 2016 offensive line.

Garett Bolles (2016), Jordan Agasiva (2018), Jackson Barton (2018) and Darrin Paulo (2019) were named to the All-Pac-12 first team and all were coached by Harding for their entire Ute careers. Yet another Harding protégé—Isaac Asiata in 2016—won the Morris Trophy, which honors the best offensive lineman in the conference by vote of the league's starting defensive linemen. In addition to Paulo's first-team nod in 2019, three Utes—Nick Ford, Simi Moala and Orlando Umama—earned honorable mention All-Pac-12 recognition as Utah led the Pac-12 in rushing.

Harding has had at least one offensive lineman selected in the NFL Draft in three of the past five years (2016-20), including Barton (Indianapolis) in 2019, while Paulo was signed as an undrafted free agent by New Orleans in 2020. Bolles highlighted Utah's four offensive linemen selected in the 2017 NFL Draft, going in the first round to Denver. Also drafted in 2017 were Isaac Asiata (Miami), J.J. Dielman (Cincinnati) and Sam Tevi (San Diego). In 2016, Jeremiah Poutasi was a third-round selection of the Tennessee Titans. As the co-offensive coordinator with oversight of the run game in 2015, Harding was instrumental in the career of another NFL draft pick in running back Devontae Booker (2016 to Denver).

Harding's linemen have blocked for a 1,000-yard rusher in each of the last six seasons: Booker in 2014 and 2015, Joe Williams in 2016 and Zack Moss in 2017, 2018 and 2019. Moss, the 2019 Pac-12 Offensive Player of the Year, became Utah's all-time rushing leader (4,067) and broke five other Utah career records while becoming the first Ute with three 1,000-yard rushing seasons. Williams set the school record for rushing yards per game in 2016 with his 156.3-yard average. Booker and Williams were drafted in the fourth round in back-to-back seasons (Booker by Denver in 2016 and Williams by San Francisco in 2017).

Before coming to Utah, Harding spent five seasons at Wyoming as the offensive line coach (co-coach his first four seasons) from 2009-13. In 2012, he served as the run game coordinator. He was promoted to co-offensive coordinator his final season in Laramie, when the 2013 Cowboys finished 22nd in the country in total offense, averaging 472.8 yards a game.

Wyoming allowed just 12 sacks in 2011, which ranked 11th in the nation, and center Nick Carlson was a three-time all-MWC selection (first team in 2012) under Harding.

Harding's college coaching career began at Missouri, where he was an offensive graduate assistant from 2002-04.

From 2005-08, he coached at Troy High School (Mich.). He was the head coach and defensive coordinator in 2008 after three seasons as the defensive coordinator.

PLAYING CAREER

A four-year starting offensive tackle at Toledo from 1997-2000, Harding set a school record with 46 consecutive starts. Harding was a first-team all-Mid-American Conference selection as a senior in 2000, when he captained a Toledo team that finished with a 10-1 record and a No. 25 ranking in the final Associated Press and USA Today/ESPN Coaches' polls. He was named the co-recipient of the Jim Nicholson Award, presented each year to the Toledo player who contributes the most toward the team's success. Toledo won or shared three MAC West Division titles in his four seasons, winning the 1997 and 1998 MAC West Division outright and finishing as co-champions of the MAC West in 2000.

EDUCATION

Toledo, 2001
Bachelor's in secondary education

Missouri, 2004
Master's in career and technical education

PERSONAL DATA

Hometown: Maumee, Ohio
Birthdate: July 11, 1978
Family: Wife Meredith; sons Colton and Jackson

COACHING EXPERIENCE

Year	Team
2014-2017	Utah Assistant Head Coach Offensive Line
2015-16	Co-Offensive Coordinator Offensive Line
2014	Offensive Line
2009-13	Wyoming
2013	Co-Offensive Coordinator Offensive Line
2012	Co-Offensive Line Run Game Coordinator
2009-11	Co-Offensive Line
2005-08	Troy HS (Mich.)
2008	Head Coach Defensive Coordinator
2005-07	Defensive Coordinator
2002-04	Missouri Offensive Graduate Asst.

BOWL GAMES

2019	Alamo Bowl
2018	Holiday Bowl
2017	Heart of Dallas Bowl
2016	Foster Farms Bowl
2015	Las Vegas Bowl
2014	Las Vegas Bowl
2011	New Mexico Bowl
2009	New Mexico Bowl
2003	Independence Bowl

INFORMATION

HERE'S UTAH

2020 OUTLOOK

PLAYER BIOS

COACHES & STAFF

SERIES HISTORY

2019 IN REVIEW

BOWL HISTORY

RECORD BOOK

Assistant Coach



GUY HOLLIDAY

WIDE RECEIVERS | 5TH YEAR

Fifth-year wide receivers coach Guy Holliday is a 27-year veteran of college coaching, including more than two decades coaching receivers and six years as an offensive coordinator.

Holliday's wide receivers in 2019 played a key role for an offense that led the Pac-12 in passing efficiency (174.05) and completion percentage (72.6%) en route to a second consecutive Pac-12 South title. The Utes ranked second in the FBS and broke the Pac-12 record for completion percentage, while ranking eighth in passing efficiency. Utah topped the 500-yard mark for total offense five times, their most since 2005, and scored 30 or more points 10 times, the most since 2008.

In 2017, Holliday coached Darren Carrington II to second-team All-Pac-12 honors for Utah in a season that saw Carrington crack the school single-season top 10 in receptions (70) and yards (980). Tim Patrick had his most productive season under Holliday's coaching in 2016, leading the team in receptions (45), yards (711) and touchdown catches (5). Patrick made the Denver Broncos' roster as an undrafted free agent.

Holliday came to Utah from BYU, where he coached the receivers from 2013-15, among them Cody Hoffman, the leading receiver in school history. The Cougars finished No. 21 nationally in passing offense in 2015 (296.5 yards per game) and No. 26 in 2014 (278.7 yards per game).

Holliday's other FBS stops were at Western Michigan (2000-02), Mississippi State (2003-06) and UTEP (2008-12). He also coached at Clark-Atlanta (1991), Tuskegee (1992-94), Alabama State (1995 and 1998-99) and Cornell (2007).

In 2008, Holliday worked with the nation's No. 14-ranked passing offense at UTEP and the Miners ranked 20th in passing offense in 2009. Earlier in his career, he helped Western Michigan win the 2000 Mid-American Conference Western Division title. As the offensive coordinator at Alabama State in 1995 and from 1998-99, the Hornets were one of the Southwestern Athletic Conference's top passing teams. Holliday was also the offensive coordinator at Tuskegee, which ranked in the top 10 in passing offense all three years he was the offensive coordinator.

Holliday has had 22 wide receivers sign with NFL teams, including former Ute Patrick, BYU's Hoffman and Mitch Mathews; UTEP's Jeff Moturi, Kris Adams, Donavon Kemp and Jordan Leslie (who also played one season for Holliday at BYU); Mississippi State's Justin Jenkins, Lance Long and Brandon McRae; Western Michigan's Kendrick Mosley, Corey Alston, Greg Jennings and Tony Scheffler; Alabama State's J.J. Huggins, Reggie Barlow and Damon Hodge; Clark-Atlanta's Chuck Evans and Millard Hamilton; Tuskegee's Chris Holder and Anthony Mitchell; and Cornell's Bryan Walters.

Holliday also has coached four all-conference players at previous FBS stops: Mississippi State's Jenkins, Western Michigan's Mobolaji Afariogun (at tight end) and Steve Neal and UTEP's Moturi.

EDUCATION

Cheyney University (Pa.), 1987
Bachelor's degree in mass communications

PERSONAL DATA

Hometown: Baltimore
Birthdate: Jan. 1, 1966
Family: Wife Michelle. Seven children.

COACHING EXPERIENCE

2016-	Utah
	Wide Receivers
2013-15	Brigham Young Wide Receivers
2008-12	UTEP Wide Receivers Recruiting Coordinator
2007	Cornell Wide Receivers
2003-06	Mississippi State Wide Receivers
2000-02	Western Michigan
2000	Tight Ends
2001-02	Wide Receivers
1998-99	Alabama State Offensive Coordinator Wide Receivers
1995	Alabama State Offensive Coordinator Quarterbacks Wide Receivers
1992-94	Tuskegee Offensive Coordinator Running Backs
1991	Clark-Atlanta Running Backs

BOWL GAMES

2019	Alamo Bowl
2018	Holiday Bowl
2017	Heart of Dallas Bowl
2016	Foster Farms Bowl
2015	Las Vegas Bowl
2014	Miami Beach Bowl
2013	Fight Hunger Bowl
2010	New Mexico Bowl

INFORMATION

HERE'S UTAH

2020 OUTLOOK

PLAYER BIOS

COACHES & STAFF

SERIES HISTORY

2019 IN REVIEW

BOWL HISTORY

RECORD BOOK



Assistant Coach

INFORMATION

HERE'S UTAH

2020 OUTLOOK

PLAYER BIOS

COACHES & STAFF

SERIES HISTORY

2019 IN REVIEW

BOWL HISTORY

RECORD BOOK



KIEL MCDONALD

RUNNING BACKS | 4TH YEAR

Kiel McDonald (pronounced Kyle), in his fourth season as Utah's running backs coach in 2020, has progressively elevated the running game in each of his first three seasons.

Utah led the Pac-12 in rushing in 2019 as senior Zack Moss achieved his third consecutive 1,000-yard season and became Utah's all-time leading rusher. In McDonald's first two seasons, Moss rushed for 1,173 yards in 2017 and 1,096 in 2018.

The play of the running backs was key to Utah's highly successful 2019 season that saw the team win eight Pac-12 games in a row and earn a second consecutive Pac-12 title. Moss was named Pac-12 Offensive Player of the Year and earned All-America recognition from Pro Football Focus (1st team), FWAA (2nd team), CBS Sports (2nd team) and the AP (3rd team). He was a semifinalist for the Maxwell Award and the Doak Walker Award while setting six school records and tying two, and was selected in the third round of the 2020 NFL Draft by Buffalo.

In addition to breaking Utah's all-time rushing record (4,067), which had stood for 31 years, Moss broke career records for carries (712), 100-yard rushing games (18), rushing touchdowns (38), total touchdowns (41) and all-purpose plays (778), and tied records for career 200-yard rushing games (2) and single-season rushing touchdowns (15). Utah's running backs scored 34 rushing touchdowns in 2019, two shy of the school record.

Under McDonald's guidance in his junior year, Moss broke the 1,000-yard mark despite playing in just nine games because of injury. Moss averaged 121.8 yards per game (sixth in school single-season history) and was named second-team All-Pac-12.

Before coming to Utah, McDonald spent five years at Eastern Washington from 2012-16, where he was also the co-special teams' coordinator. The Eagles made the FCS playoffs four times during his time there and advanced to the national semifinals in 2012, 2013 and 2016.

While best known for its passing attack (Eastern Washington averaged an FCS-best 401.0 passing yards per game in 2016), McDonald quickly shored up its run game. Inheriting a run game that averaged just 79.0 yards in 2011, McDonald led the rushing attack's improvement to 183.7 yards per game by his second season.

The EWU running backs also saw their yards-per-carry average jump from 3.0 in 2011 to 5.3 in 2013—the school's best figure in a dozen seasons. In 2014, McDonald coached senior Quincy Forte to second-team All-Big Sky Conference honors when he rushed for 910 yards and nine touchdowns. In 2015, three underclass running backs combined to average 4.9 yards per carry.

McDonald gained previous experience as a graduate assistant offensive quality control coach at Arizona State in 2011, preceded by one season as the defensive backs and strength coach at San Jose City College in 2010. He also interned with the San Francisco 49ers in 2010. His first name is pronounced Kyle.

PLAYING CAREER

McDonald's collegiate playing career started at Sacramento City College, where he was an honorable mention All-NorCal Conference cornerback as a sophomore. He transferred to Sacramento State, where he played in 2005, before graduating with honors (Cum Laude) in the spring of 2006. He finished his career at Idaho, tallying 31 tackles (two for loss), an interception and five pass breakups in 2006.

EDUCATION

Sacramento State, 2006
Bachelor's in business communication

PERSONAL DATA

Hometown: Colorado Springs, Colo.
Birthdate: April 22, 1983

COACHING EXPERIENCE

2017-	Utah
2012-16	Running Backs Eastern Washington Running Backs Co-Special Teams Coord.
2011	Arizona State Graduate Assistant Offensive Quality Control
2010	San Francisco 49ers Intern
2010	San Jose City College Defensive Backs Strength & Conditioning

POSTSEASON EXPERIENCE

2019	Alamo Bowl
2018	Holiday Bowl
2017	Heart of Dallas Bowl
2016	FCS Semifinals
2014	FCS Quarterfinals
2013	FCS Semifinals
2012	FCS Semifinals
2011	Maaco Bowl



SIONE PO'UHA

DEFENSIVE TACKLES | 2ND YEAR

Former Ute and NFL defensive tackle Sione Po'uha (pronounced see-oh-nee bo-oo-ha) returned to his alma mater as a full-time assistant coach in December of 2018 to coach the defensive tackles. He spent the 2018 season as defensive tackles coach at Navy.

Po'uha joined the Utah staff during preparations for the Holiday Bowl against Northwestern and coached in the game later that month.

In 2019 Po'uha was part of a defensive staff that led the Utes to one of the most successful seasons in school history. Utah ranked No. 2 in the FBS in total defense and held six opponents to seven points or fewer, most by an FBS team since 2006. The Utes, the No. 3 rushing defense in the FBS, recorded the best statistical season by a conference team in the Pac-12 era in three categories: total yards (269.2), rushing yards (81.8) and points allowed (15.0) in 2019. Under Po'uha's tutelage, defensive tackle Leki Fotu earned second-team All-America honors from Walter Camp and FWAA, and third-team from AP, while earning his second consecutive first-team All-Pac-12 nod. John Penisini earned second-team All-Pac-12.

The former NFL star has been successful in grooming future NFL talent, with Fotu drafted in the fourth round in 2020 by Arizona and Penisini selected in the sixth round by Detroit.

The Salt Lake City native spent two years as a Utah student-assistant coach in 2015-16 while completing his undergraduate degree in sociology. He was Utah's director of football player development in 2017 before leaving for his first full-time coaching position, with Navy.

PLAYING CAREER

A first-team all-Mountain West defensive lineman for Utah's undefeated Fiesta Bowl champion team in 2004, Po'uha earned four letters before embarking on an eight-year NFL career. He was selected in the third round of the 2005 NFL draft by the New York Jets and played in 106 games with 55 starts from 2005-12, accumulating 263 career tackles.

EDUCATION

Utah, 2016
Bachelor's in sociology

PERSONAL DATA

Hometown: Salt Lake City
Birthdate: Feb. 3, 1979
Family: Wife Katie; sons Viliami and Sonasi Po'uha; daughters Leilani and Kesaia

COACHING EXPERIENCE

2019-	Utah Defensive Tackles
2018	Navy Defensive Tackles
2015-17	Utah Director of Player Development
2015-16	Student Assistant Coach

BOWL GAMES

2019	Alamo Bowl
2018	Holiday Bowl
2016	Foster Farms Bowl
2015	Las Vegas Bowl

INFORMATION

HERE'S UTAH

2020 OUTLOOK

PLAYER BIOS

COACHES & STAFF

SERIES HISTORY

2019 IN REVIEW

BOWL HISTORY

RECORD BOOK



Assistant Coach

LEWIS POWELL

DEFENSIVE ENDS | 6TH YEAR



Lewis Powell is in his sixth season as a Utah assistant coach in 2020, and his fifth working with the defensive line. He coached the Utes' tight ends in 2015 before moving to the defensive line, a position he played for the Utes from 2001-03. His primary coaching responsibility is the defensive ends.

This is Powell's second stint on the Utah staff. He served as a graduate assistant coach from 2009-10 and an administrative assistant in 2011. Powell's apprenticeship at Utah landed him a full-time job at Hawaii as the defensive line coach from 2012-14. The Rainbow Warriors ranked third nationally in tackles for loss per game (8.3) in 2013.

Since Powell's return to Utah, the Utes have led the Pac-12 in rushing defense three times (2016, '18 & '19)—ranking as high as third (2019) and fifth (2018) in the FBS. The 2019 Utah squad ranked No. 2 in the FBS in total defense and held six opponents to seven points or fewer, most by an FBS team since 2006. Last season Utah recorded the best statistical season by a conference team in the Pac-12 era in three categories: total yards (269.2), rushing yards (81.8) and points allowed (15.0). Nineteen of Utah's 33 sacks came from the defensive line, including 16 combined by defensive ends Bradlee Anae and Mika Tafua.

In 2016, the Utes led the conference in sacks (43) and tackles for loss (101) and finished in the top 12 nationally. In 2018, Utah was second in the Pac-12 in total defense and scoring defense, and ranked in the top 20 in the nation in both.

Lewis has coached three first-team All-Pac-12 players—Hunter Dimick in 2016 and Bradlee Anae and Leki Fotu in both 2018 and '19. Dimick was a second-team All-American and a finalist for the Ted Hendricks Award as a senior in 2016 when he led the Pac-12 in sacks (14.5) and tackles for loss (20.0).

Anae led the conference in sacks in 2018 (8.0) before exploding in 2019 with a career-high 13.0 to become Utah's all-time leader (30.0) and earn consensus All-America status. Anae, a finalist for the Ted Hendricks Award, ranked 8th in the FBS (2nd Pac-12) and was a first-team All-America choice by Walter Camp, Sporting News, AFCA and FWAA, and third-team by AP. He won the 2019 Morris Trophy as the Pac-12's best defensive lineman, voted on by the league's offensive linemen. Fotu earned second-team All-America honors from Walter Camp and FWAA, and third-team from AP. In addition, John Penisini earned second-team All-Pac-12 in 2018 and '19, and Mika Tafua earned honorable mention in 2019 while tying for the FBS lead with four fumble recoveries for the season.

Powell has had seven players advance to the NFL, including five draft picks: Pita Taumoepenu in 2017 (sixth round, San Francisco), Kylie Fitts in 2018 (sixth round, Chicago) and Fotu (fourth round, Arizona), Anae (fifth round, Dallas) and Penisini (sixth round, Detroit) in 2020. Dimick (Jacksonville) and Pasoni Tasini (Arizona) made NFL rosters as undrafted free agents in 2017.

PLAYING CAREER

Powell lettered from 2001-03 at Utah, playing on the defensive line. He was the 2003 Liberty Bowl Defensive Player of the Game in Utah's 17-0 victory over Southern Miss. Utah finished the season with a 10-2 record and was the MWC champion. Following his collegiate career, Powell signed a free agent contract and attended camp with the Cleveland Browns in 2004. He played in the Arena Football League as an offensive and defensive lineman for the Memphis Xplorers (2005) and Utah Blaze (2006-08).

EDUCATION

Utah, 2004
Bachelor's in sociology

PERSONAL DATA

Hometown: East Palo Alto, Calif.
Birthdate: Jan. 29, 1981
Family: Married to the former Levalasi Key. Daughter Levani and sons Lewis Jr., Savai'i and Alai

COACHING EXPERIENCE

2015-	Utah
2019-	Defensive Ends
2016-18	Defensive Line
2015	Tight Ends
2012-14	Hawaii
	Defensive Line
2009-11	Utah
2011	Administrative Assistant
2009-10	Graduate Assistant

BOWL GAMES

2019	Alamo Bowl
2018	Holiday Bowl
2017	Heart of Dallas Bowl
2016	Foster Farms Bowl
2015	Las Vegas Bowl
2010	Las Vegas Bowl
2009	Poinsettia Bowl

INFORMATION

HERE'S UTAH

2020 OUTLOOK

PLAYER BIOS

COACHES & STAFF

SERIES HISTORY

2019 IN REVIEW

BOWL HISTORY

RECORD BOOK



SHARRIEFF SHAH

CORNERBACKS / SPECIAL TEAMS COORDINATOR | 9TH YEAR

Sharrieff Shah is in his ninth season coaching the cornerbacks in 2020 and in his second year as special teams coordinator after serving three years as co-coordinator.

Cited by ESPN.com in 2014 as one of "10 coaches who adapt and thrive," Shah has helped his players do the same, developing five cornerback converts into NFL players. Onetime safety Keith McGill was the first Pac-12 cornerback drafted in 2014—by Oakland in the fourth round. Eric Rowe, who also began his Ute career at safety, was a second-round pick of Philadelphia in 2015 before going to New England, where he has played on three Super Bowl teams (2016-18). Receiver-turned-cornerback Brian Allen was drafted in the fifth round by Pittsburgh in 2017. Dominique Hatfield came to Utah as a receiver before moving to cornerback—later joining the L.A. Rams as an undrafted free agent—and Josh Nurse moved from wide receiver to safety to cornerback and was signed by Baltimore as an undrafted free agent in 2020.

Shah also has coached cornerback Jaylon Johnson to All-America accolades in 2019 and a second-consecutive first-team All-Pac-12 nod. Julian Blackmon was an All-America and first-team All-Pac-12 safety in 2019 after playing previously playing cornerback under Shah and earning second-team All-Pac-12 in 2017 and '18 and MVP honors in the 2017 Heart of Dallas Bowl. Johnson was drafted in the second round in 2020 by Chicago while Blackmon was a 2020 third-round selection by Indianapolis. In addition, nickel back Javelin K. Guidry signed an NFL free agent contract with the New York Jets in 2020.

The cornerbacks unit was instrumental in Utah ranking third in the FBS in total defense in 2019, as well as No. 1 in the Pac-12 in passing yards allowed (1874; 13th FBS) and pass efficiency defense (112.89; 10th FBS). Utah recorded the best statistical season by a conference team in the Pac-12 era in three categories: total yards (269.2), rushing yards (81.8) and points allowed (15.0). Johnson had two interceptions—including a pivotal pick-six to spark a second-half comeback win at Washington—and ranked third in the Pac-12 with 11 pass breakups. Blackmon flashed his tremendous cover skills, honed under Shah's guidance as a cornerback, tying for the Pac-12 lead with four interceptions from his safety position. Nickel back Javelin Guidry earned honorable mention All-Pac-12 for the second year in a row in 2019.

With Shah coaching the corners, Utah's pass defense has consistently ranked among the Pac-12 leaders. The Utes finished second in the Pac-12 in pass efficiency defense in 2017 when seven of their 14 total interceptions were by corners. Shah's position also accounted for half of Utah's interceptions in 2012 and 2015. The 2015 Utes led the Pac-12 with 22 interceptions, which ranked third nationally. Utah also led the Pac-12 in passes defended in 2015 with 88—38 of them from the cornerbacks.

In 2016, Utah's 18 interceptions (seven by the cornerbacks) ranked second in the Pac-12 and tied for ninth in the nation. The corners also contributed 26 of Utah's 71 passes defended to help Utah tie for 14th place nationally.

Shah was named "Defensive Backs Coach of the Week" by CoachingSearch.com after wins over Michigan and California

in 2015. His corners had two interceptions against Michigan—returning one for a touchdown—and reeled in three of Utah's five picks against future NFL No. 1 overall draft pick Jared Goff of Cal.

Utah's return teams have also fared well under Shah's direction. Kaelin Clay was a first-team All-American and first-team All-Pac-12 return specialist in 2014, when he led the country in punt returns for touchdowns (3). Britain Covey was a Freshman All-American at punt returner in 2015 and first-team All-Pac-12 return specialist in 2018 as a sophomore. Boobie Hobbs was a second-team All-Pac-12 return specialist in 2017 when he finished 12th in the nation in punt return average (11.2).

In 2015, Utah led the Pac-12 in total punt returns (30) and was second in punt return yards (325). In 2016, the Utes ranked third in the Pac-12 and 21st in the nation with a 23.4 kickoff return average, and in 2019 led the Pac-12 (31st FBS) in kickoff return defense (19.09).

Shah took a unique path into coaching after an all-conference playing career at Utah. He spent 12 years as a practicing attorney, first as a commercial litigator with Parsons, Behle & Latimer (2001-06) and then as a trial attorney with Siegfried & Jensen (2006-11). He specialized in medical malpractice and catastrophic automobile accidents at Siegfried & Jensen, the largest personal injury law firm in the state of Utah.

During his career as an attorney, Shah stayed tethered to the game as a certified agent through the NFL Player Association (NFLPA) from 1996-2002. He also trained players for the NFL Combine, was a sideline reporter for Utah's flagship radio station ESPN 700 from 2000-11 and a sideline analyst for local television stations KUTV and KJZZ in their Ute broadcasts for three seasons.

As an agent, he negotiated multi-million dollar contracts and represented players in the NFL, CFL and NFL Europe. Among his clients was his brother Karim Abdul Jabbar (now known as Abdul Karim-Al Jabbar), a former running back for the Miami Dolphins, Cleveland Browns and Indianapolis Colts.

PLAYING CAREER

A four-year letterman for the Utes from 1990-93, Shah started three seasons at strong safety before he incurred a career-ending neck injury three games into his senior season. A team captain, Shah was an honorable mention all-Western Athletic Conference safety in 1991 and 1992. He was named the Sports Illustrated National Defensive Player of the Week and WAC Player of the Week in Utah's 1991 win over Oregon State, when he contributed 13 tackles, five tackles for loss, three sacks and two forced fumbles. Shah's performance against OSU still ranks in the top five in Utah's single-game record book in four different categories: tackles for loss, forced fumbles, sacks and total lost yards (30). He also ran indoor track for the Utes, competing in the 60-yard dash and long jump from 1990-92. He qualified for the WAC Indoor Track and Field Championships all three years.

EDUCATION

Utah: 1993
Bachelor's in political science

Utah: 1995
Master's in exercise and sport science

Utah: 2001
Juris Doctorate

PERSONAL DATA

Birthdate: January 29, 1971
Hometown: Los Angeles
Family: Married to the former Jennifer Lui. Sons Sharrieff Jr. and Omar. Sharrieff Jr. played football at Utah, lettering from 2014-16.

COACHING EXPERIENCE

2012-2019	Utah Cornerbacks Special Teams Coord.
2016-18	Cornerbacks Co-Special Teams Coord.
2012-15	Cornerbacks

BOWL GAMES

2019	Alamo Bowl
2018	Holiday Bowl
2017	Heart of Dallas Bowl
2016	Foster Farms Bowl
2015	Las Vegas Bowl
2014	Las Vegas Bowl



Assistant Coach

COLTON SWAN

LINEBACKERS | 2ND YEAR



Colton Swan is in his second season as linebackers coach for Utah in 2020. He joined the Utes' staff after the 2018 season from Weber State, where he was the longest-tenured coach on the Wildcats' football staff. Including two seasons as a graduate assistant, he coached 15 seasons under five head coaches at Weber State.

In his first season with the Utes, Swan helped lead a unit that ranked No. 2 in the FBS in total defense and held six opponents to seven points or fewer, most by an FBS team since 2006. Utah led the Pac-12 in total defense, passing defense, rushing defense, scoring defense, red zone defense, first downs allowed and third-down defense, and recorded the best statistical season by a conference team in the Pac-12 era in three categories: total yards (269.2), rushing yards (81.8) and points allowed (15.0).

Under Swan's tutelage, senior Francis Bernard was named first-team All-Pac-12 while sophomore Devin Lloyd earned honorable mention, each in his first year as a full-time starting linebacker. Lloyd led the Utes' record-setting defense in tackles (91), followed closely behind by Bernard (85). Lloyd ranked second on the team in sacks (6.5) and the pair recorded three interceptions between them, with each returning an interception 58 yards or longer for a touchdown. Bernard was signed as an undrafted free agent by the Dallas Cowboys in 2020.

At Weber State, Swan worked with the linebackers for seven years—the last two seasons as inside linebackers coach (2017-18). He served as the Wildcats' co-defensive coordinator for three seasons from 2009-11 and was the special teams coordinator for the final five years (co-coordinator in 2014). He also coached the safeties (2006-08) and tight ends (2014-16).

Weber State won back-to-back Big Sky championships for the first time in school history in 2017-18. The Wildcats made the FCS playoffs in each of his final three seasons—advancing to the quarterfinals in 2017 and 2018. The 2017 Wildcats won a school-record 11 games, including two FCS playoff games, and finished with a No. 5 national ranking. The 2018 team ranked as high as No. 3 in the nation—the best ranking in school history—and earned the No. 2 seed and a first-round bye in the FCS Playoffs before finishing with a 10-3 record.

One of the best defensive teams in the country over the 2017-18 seasons, the Wildcats ranked in the top 10 in interceptions, turnovers gained and red zone defense in 2017, while leading the Big Sky Conference in total defense, scoring defense, rushing defense, interceptions, pass efficiency defense, red zone defense and kickoff returns. In 2018, WSU led the Big Sky in scoring defense, rushing defense, total defense, sacks, tackles for loss, kickoff returns and punt return defense among others. Weber was No. 4 in the country in kickoff returns in 2018.

Swan coached eight All-Americans at Weber State, including two-time selections LeGrand Toia (linebacker), Rashid Shaheed (kick returner) and Brady May (special teams). Other All-America honorees under Swan as either a position coach or coordinator were safety Beau Hadley (2008), cornerback Josh Morris (2009), tight end Andrew Vollert (2016), kicker Trey Tuttle (2017) and punt returner Xequille Harry (2017). Tuttle was named a sophomore All-American in 2018. Swan's players also accumulated 15 first-team All-Big Sky honors during his time at the school.

In 2016, Swan helped lead Weber State to a 7-5 record, a third-place finish in the Big Sky Conference and WSU's first trip to the FCS Playoffs in seven years. The Wildcats were 10th in the nation in net punting and 12th in kickoff returns that season. In 2015, the Wildcats finished 6-5 for their first winning season in five years and led the Big Sky in kickoff coverage.

PLAYING CAREER

Swan was a second-team All-Big Sky Conference linebacker at Weber State as a senior in 2003 when he recorded 109 total tackles, three forced fumbles and an interception. He was honorable mention all-conference in 2002 and led the Wildcats with 89 total tackles. He initially came to Weber State on a rodeo scholarship, but walked on to the football team and was awarded a football scholarship the next year. He made the Big Sky Academic All-Conference team three seasons.

EDUCATION

Weber State, 2004
Bachelor's in health promotion

Weber State, 2006
Master's in education

PERSONAL DATA

Hometown: Jerome, Idaho
Birthdate: Oct. 31, 1980
Family: Wife Sarah; son Doc

COACHING EXPERIENCE

2019-	Utah
	Linebackers
2004-18	Weber State
2017-18	Special Teams Coordinator Inside Linebackers
2015-16	Special Teams Coordinator Tight Ends
2014	Co-Special Teams Coordinator Tight Ends
2012-13	Linebackers
2009-11	Co-Defensive Coordinator Linebackers
2006-08	Safeties
2004-05	Graduate Assistant Defense

POSTSEASON GAMES

2019	Alamo Bowl
2018	FCS Quarterfinals
2017	FCS Quarterfinals
2016	FCS First Round
2009	FCS First Round
2008	FCS Quarterfinals

INFORMATION

HERE'S UTAH

2020 OUTLOOK

PLAYER BIOS

COACHES & STAFF

SERIES HISTORY

2019 IN REVIEW

BOWL HISTORY

RECORD BOOK



FREDDIE WHITTINGHAM

TIGHT ENDS / RECRUITING COORDINATOR | 5TH YEAR

Now in his fifth season as Utah's tight ends coach and recruiting coordinator, Freddie Whittingham has helped develop Utah's roster for the past eight years. Before moving to the sidelines, Whittingham served as Utah's director of player personnel for four seasons, from 2012-15.

In 2019 Whittingham's tight ends played a key role for an offense that led the Pac-12 in rushing yards (201.4), passing efficiency (174.05), completion percentage (72.6%) and third-down conversion rate (46.3%) en route to a second consecutive Pac-12 South title. Utah topped the 500-yard mark for total offense five times, their most since 2005, and scored 30 or more points 10 times, the most since 2008. Sophomore tight end Brant Kuithe earned second-team All-Pac-12 honors after leading the Utes in receptions (34), receiving yards (602) and receiving touchdowns (6) and scoring three more touchdowns on his six rushing attempts.

The Utes in 2019 started most games in a two-tight end formation with sophomore Cole Fotheringham playing a key role, starting all 14 games and catching 16 passes with one touchdown. Between Kuithe, Fotheringham and senior Hunter Thedford, Whittingham's tight ends were instrumental in one of the most successful seasons in school history.

Whittingham's move into coaching runs in his bloodlines. His father, the late Fred Whittingham Sr., was a 20-year veteran of NFL and college coaching, including six years at Utah. Brother Kyle is Utah's head football coach and brother Cary was a successful high school football coach.

Even before becoming Utah's recruiting coordinator in 2016, Whittingham played an important role in Utah's recruiting efforts as the director of player personnel. His duties in that position also included overseeing camps and clinics and serving as the program's NFL liaison.

While he is a relative newcomer to coaching, Whittingham has been involved in higher education his entire career, spending nearly 20 years with the McGraw-Hill companies and Simon & Schuster as a sales and marketing executive in the higher education publishing industry. He directed McGraw-Hill Higher Education's West Sales Region, encompassing universities and colleges west of the Mississippi and accounting for annual sales revenues of \$100 million.

PLAYING CAREER

Whittingham lettered as a freshman on BYU's 1984 national championship team and was a three-year starting running back from 1987-89. He served as BYU's team captain in 1989, a season in which he was also named a first-team CoSIDA Academic All-American. He was BYU's leading rusher for three consecutive seasons (1987-89), a two-time academic all-Western Athletic Conference selection and BYU's Outstanding Senior Student-Athlete for all sports in 1990. He played on the Los Angeles Rams' practice squad in 1990 and in the World League of American Football in 1991 for the San Antonio Riders and as a member of the Team Dallas practice squad.

EDUCATION

Brigham Young, 1992
Bachelor's in psychology

PERSONAL DATA

Hometown: Provo, Utah
Birthdate: Mar. 16, 1966
Family: Children Ashley, Sam and Rachel.

UTAH EXPERIENCE

2016-	Utah Tight Ends Recruiting Coordinator
2012-15	Director of Player Personnel

BOWL GAMES

2019	Alamo Bowl
2018	Holiday Bowl
2017	Heart of Dallas Bowl
2016	Foster Farms Bowl



Football Staff

INFORMATION

HERE'S UTAH

2020 OUTLOOK

PLAYER BIOS


COACHES & STAFF

SERIES HISTORY

2019 IN REVIEW

BOWL HISTORY

RECORD BOOK



J.J. DIELMAN
Offensive Graduate Assistant


J.J. Dielman returns to his alma mater as a graduate assistant with the offensive coaching staff in 2020, one year after his retirement from the NFL.

A three-year starting offensive lineman for the Utes who started 31 consecutive games, Dielman spent time with five NFL teams across three NFL seasons after being drafted by the Cincinnati Bengals in the fifth round in 2017 (176th overall).

Dielman earned All-Pac-12 second-team honors as a junior in 2015, starting all 13 games at right tackle for the second year in a row. He moved to center in 2016, was selected as a team captain, and started the first five games before his senior season was cut short because of injury. Dielman redshirted in 2012 and played in one game in 2013.

A graduate of Desert Vista High School in Awhatukee, Ariz., Dielman was a team captain and first-team all-state selection who helped lead his team to a state championship in 2011. He played both ways and gave up just one sack while making 39 tackles as a senior.

Dielman earned his bachelor's degree in economics from Utah.



ADAM FRY
Defensive Graduate Assistant

Adam Fry is in his third year as a defensive graduate assistant, working with the defensive ends. Fry made his move to the field after five years contributing in a variety of administrative positions with the Utah football staff.

Fry came to Utah in 2013 as an administrative assistant and served in an executive role in 2014-15. He spent the next two years as an in-house defensive administrative assistant with the linebackers. Fry also assisted with Utah's recruiting operations, including official visits and recruit travel, and was an assistant director for the Utah summer football camps.

He coached the wide receivers at Placer High School in California from 2011-12 before coming to Utah.

Fry competed collegiately in track and field at Chico State, where he was an all-California Collegiate Athletic Association (CCAA) pole vaulter and team captain as a senior in 2011. He earned a bachelor's degree in kinesiology from Chico State in 2011 and received a master's in the same major from Utah in 2018.

The native of Auburn, Calif., is married to the former Ariel Miller.



DJ GILLINS
Offensive Graduate Assistant

D.J. Gillins is in his first season as offensive graduate assistant at Utah.

Gillins competed collegiately at Wisconsin (2014-15), Pearl River Community College (2016), SMU (2017) and UTSA (2018), playing both wide receiver and quarterback during his career.

Gillins was a quality control assistant at Utah State during spring football in 2019 before spending the fall as a wide receiver graduate assistant coach at Arkansas.

A native of Jacksonville, Fla., Gillins earned his degree in sociology from SMU.



JUSTIN MULLGRAV
Defensive Graduate Assistant

Justin Mullgrav is in his second year as a graduate assistant coach, assisting the Utes' offensive staff.

Mullgrav joined the program in 2019 from Fort Scott Community College where he coached the linebackers for one season. Prior to that he spent one year as linebackers coach at ASA College Miami.

In 2016 Mullgrav had a brief stint in the NFL with the Jacksonville Jaguars' player personnel department, where he served as a scouting intern. In that role he assisted the scouting staff in generating scouting reports on both collegiate and professional players through extensive film review.

A native of Old Bridge, N.J., Mullgrav was an outstanding linebacker at South Carolina State, where he guided the Bulldogs to two Mid-Eastern Athletic Conference titles and playoff appearances during his career. A criminal justice major, Mullgrav earned his degree from SCSU in 2015 and earned his Master's degree from the University of Miami in 2016.



DOUG ELISAIA
Director of Sports Performance

Doug Elisaia (pronounced ell-ee-sy-a), a member of the National Strength and Conditioning Association and the Collegiate Strength and Conditioning Coaches Association, is in his 16th year at Utah.

Elisaia spent one year as Utah's assistant strength coach before his promotion to director of sports

performance in 2006.

Elisaia joined the Utes after three years on the Kentucky strength and conditioning staff from 2002-04, where he worked with the football and baseball teams.

From 2000-01, he was employed by Wayne State as the defensive line coach and football team's strength and conditioning coach. He served in a similar capacity at McPherson College for the 1998-99 seasons.

Elisaia played defensive tackle at Iowa Wesleyan from 1991-95 and led the team in tackles as a senior while earning NAIA Academic All-America honors. The three-year team captain graduated in 1996 with a bachelor's degree in physical education and a minor in athletic training and coaching.

Born in Redwood City, Calif., Elisaia was raised in Pago Pago, American Samoa. As a senior at Leone High School, he was named the American Samoa High School Athletics Association's Scholar-Athlete of the Year. He was recognized by the government of American Samoa as the Outstanding Offensive Lineman at the Samoan Goodwill Games, held in Honolulu.

The 48-year-old Elisaia and his wife Leata have four children: daughters Safua, Seleisa and Colleen; and son, Samu. Safua played volleyball at the Academy of Arts University in San Francisco, Seleisa plays volleyball at CSU Bakersfield and Samu plays football at Utah.



JEFF RUDY
Director of Football Operations

Utah's director of football operations Jeff Rudy is involved in virtually every aspect of the football team that occurs outside the sidelines. He is in his 15th year in his current position and 16th year overall, having joined the Utah staff in 2005 as a program assistant.

Coordinating the day-to-day logistics of the football team and managing its budget are two of Rudy's primary responsibilities. He also assists with recruiting, team travel, camps and clinics, marketing and public

Football Staff




relations, special functions and administrative projects.

He was the point person on the football staff for the planning and construction of the Spence & Cleone Eccles Football Center, which opened in 2013.

Before coming to Utah, Rudy was the athletics director and offensive coordinator at Ontario High School in California from 2003-05. He coached the offensive line at Chaffey College from 2000-03, during which time the team played in the Southern California Bowl three times (2000-02). From 1998-00, Rudy coached the offensive line at Bonita High School (Calif.), helping the team to the 1999 C.I.F. state championship. In 1997, he was an assistant coach at Cedar High School in Utah.

Rudy played football at Southern Utah where he was an honorable mention all-America West Conference offensive lineman and SUU's two-time African-American Scholar-Athlete of the Year.

Rudy graduated from SUU in 1998 with a bachelor's degree in physical education. He earned a master's degree in administration of physical education from Azusa Pacific in 2006. The 46-year-old native of Ontario, Calif., and his wife Brandie have a son Dalton and daughters Peyton and Kayton.



ROBERT BLECHEN

Director of Player Personnel

Fourth-year Utah Football director of player personnel Robert Blechen is in his seventh year overall at the school. He spent two years as a recruiting assistant (2014-15) and was Utah's assistant director of player personnel for one season before his promotion to director in 2017.

Blechen oversees Utah's football recruiting department and coordinates all recruiting logistics, including prospective student-athlete visits. All three of his recruiting classes to date have ranked in the top 45 nationally by 247Sports, including No. 29 in 2020, highest in program history. The Utes received a No. 33 composite ranking in 2018 and were No. 42 in 2019.

Blechen, 32, graduated from UC Santa Barbara in 2010 with a degree in sociology/sport management. He is a native of Simi Valley, Calif.



RYAN BLAKNEY

Offensive Analyst

Ryan Blakney joined the Utah staff in 2019 as an offensive analyst, making the move from Vanderbilt where he worked the previous four seasons with Utes offensive coordinator Andy Ludwig. He assisted Ludwig and the Commodores' offensive staff in a quality control position after previously working under Ludwig at

Wisconsin in 2014.

A native of San Diego, Blakney worked in an offensive quality control role at San Diego State in 2013 after serving as a student assistant at the school from 2011-12. His other experience includes an assistant coaching role at Union Mine (Calif.) H.S. from 2008-10.

Blakney graduated from San Diego State in 2013 with a bachelor's degree in kinesiology with an emphasis in physical education. He and his wife Jennifer reside in South Jordan.



DOM CONTI

Special Teams Analyst

Dom Conti is in his second season with the Utah football program and his first as special teams analyst. He spent the last year as special teams administrator.

Conti previously worked in communications at Judge Memorial Catholic High School, where he also served three seasons as an assistant lacrosse coach.

Conti, who is a native of Salt Lake City, played lacrosse at Westminster College. He was vice president of the athletic student section and worked as a student athletic trainer. Conti earned a bachelor's degree in marketing from Westminster. His brother Vince is also an analyst with the Utah football program.



VINCE CONTI

Defensive Analyst

Vince Conti began his association with the Utah Football program in 2009, and is in his 12th season with the team in 2019. It is his second season as the team's defensive/special teams analyst after serving in 2018 as offensive analyst.

Conti has served in a variety of other roles for Utah football, including as an administrative assistant focused on wide receivers and quarterbacks from 2011-2014 before becoming a graduate assistant from 2015-17. He worked initially with the team's quarterbacks (2015-2016) and then wide receivers (2017).

Conti was a Ute manager in 2009 and 2010. He earned his bachelor's degree in exercise and sport science from Utah in 2013 and earned his graduate certificate in educational psychology in 2017 while working as a graduate assistant.

Born Oct. 15, 1990 in Salt Lake City, Conti is a graduate of Judge Memorial Catholic High School.



RYAN LINDLEY

Offensive Analyst

Former NFL quarterback Ryan Lindley is in his first year as offensive analyst at Utah.

Lindley spent the last two years coaching with the NFL's Cleveland Browns, overseeing the running backs (2018) and quarterbacks (2019). He also spent time as a defensive graduate assistant at San Diego State in 2018.

Lindley previously did private coaching, specializing in preparing players for NFL draft workouts.

Lindley was drafted by the Arizona Cardinals in the sixth round of the 2012 NFL Draft. He played in nine games with six starts for the Cardinals from 2012-14 and also spent time with the San Diego Chargers, New England Patriots and Indianapolis Colts during his career. Lindley finished his playing career in the CFL with Ottawa from 2017-18.

Lindley was a four-year starter at San Diego State from 2008-11, setting numerous school records and earning second-team all-MW honors in 2010. He earned his degree in social science from SDSU.

Lindley is from Alpine, Calif., and married to the former Lindsay Rowe, who ran track at UCLA.



Football Staff

INFORMATION

HERE'S UTAH

2020 OUTLOOK

PLAYER BIOS

COACHES & STAFF

SERIES HISTORY

2019 IN REVIEW

BOWL HISTORY

RECORD BOOK



GREG ARGUST
Associate Director of Sports Performance




HANNAH BETTIS
Content Creator



PABLO CANO
Director of Junior College Relations/NFL Liaison



KEVIN CARRASCO
Recruiting Administrative Assistant



JT CATTELAN
Graphic Designer



GIANNA COLOSIMO
Director of Player Development



MIKE CORBETT
Assistant Director of Football Operations



CAMERON D'ANGELO
Offensive Administrative Assistant



MATT DIMMITT
Director of Football Video



REGGIE DUNN
Recruiting Administrative Assistant



MADDIE HANSEN
Creative Director



CODY HEIDBREDER
Director of Football Equipment Operations



MIKEY JACOBSEN
Offensive Administrative Assistant



DANNY JAMES
Assistant Athletic Trainer



KYRA KAUL
Recruiting Operations Coordinator



DAN LEONARD
Assoc. Dir. of Sports Turf Management



AUSTIN LEWIS
Equipment Assistant



LOGAN LINK
Director of Football Academics



HELEN LIVINGSTON
Executive Assistant to the Head Coach



JOE MCBETH
Head Football Athletic Trainer



SAM MORRISSETTE
Asst. Director of Player Personnel - Offense



DR. JONATHAN RAVARINO
Director of Psychology and Wellness



ERNIE RIMER
Director of Sports Science



ETHAN RUSSO
Recruiting Administrative Assistant




CYRUS SATOFAIGA
Coordinator of Football Academics



KELLY SHARITT
Executive Director of Equipment Operations



PAUL SOLIAI
Defensive Undergraduate Assistant



TEVITA STEVENS
Assistant Director of Sports Performance



LISA SWEARINGEN
Football Dietician



DILLON TUCKER
Asst. Director of Player Personnel - Defense



BILL WEBER
Defensive Administrative Assistant



SAM WHITTINGHAM
Recruiting Administrative Assistant



SCOTT WILLIS
Assistant Director of Sports Performance



ALLI WINTERS
Assistant Director of Football Video



RILEY WINTERS
Assistant Director of Sports Performance



MARK HARLAN

DIRECTOR OF ATHLETICS | 3RD YEAR

In June 2020, Mark Harlan began his third year as director of athletics at the University of Utah. A veteran administrator with a deep history in the Pac-12 Conference, Harlan brought more than 20 years of intercollegiate athletics experience at five universities to Salt Lake City, including four years as director of athletics at the University of South Florida.

In his first two years at Utah, Harlan has overseen significant success in competition, in the classroom, in the community, and in fundraising, with marked improvements to the student-athlete experience. The skiing program won the 2019 national championship and was the leader through two days of the 2020 NCAA Championships when the meet was canceled; the football program won back-to-back Pac-12 South championships and played in the Holiday Bowl and Alamo Bowl; gymnastics advanced to the 2019 NCAA semifinals and claimed the 2020 Pac-12 regular season championship; and the volleyball program competed in back-to-back NCAA tournaments with a Sweet 16 appearance in 2019.

In addition, the men's tennis and women's cross-country programs have advanced to NCAA Championships competition as teams, and the Utes achieved their highest final fall ranking in the Learfield/IMG Director's Cup in 2019, ranking 18th, third among Pac-12 schools. That 2019 fall sports season saw all four Utah programs reach postseason play.

Academic achievement has risen to new heights under Harlan's leadership, with Utah's student-athletes posting record GPAs for both the 2020 Spring semester (3.57) and the 2019-20 academic year (3.387). The latter figure marked the second consecutive year with a record GPA after the 2018-19 GPA of 3.25. Utah's 95-percent graduation rate, according to the NCAA's November 2018 Graduation Success Rate report, was the highest in school history, and was followed by a 94-percent rate in the 2019 report.

Groundbreaking for the Ken Garff Performance Zone at Rice-Eccles Stadium took place in November 2019, and construction on the \$80 million expansion began in early 2020. Harlan and University of Utah President Ruth V. Watkins unveiled plans for the project in November 2018 with completion scheduled for the summer of 2021. It will include premium seating, event spaces and new locker rooms as part of a design that will fully enclose the stadium's south end zone section, and add nearly 5,000 seats to the 51,444 stadium

capacity. Announcement of the Ken Garff family's \$175 donation, the largest gift in Utah Athletics history, was made in April 2019, and sales of premium seating in the Ken Garff Performance Zone have been very strong in each of the first several phases.

The health and wellness of student-athletes is a priority for Harlan and, in his first two years with the Utes, he focused on improving mental health resources for students by working closely with the Crimson Council and with Utah's Student-Athletic Advisory Committee. The initiatives include the addition of a third full-time member of the mental health team, serving student-athletes in the areas of psychology, wellness, and mental performance. Harlan also has overseen the continued development of the Ute Academy, which focuses on four pillars for student-athlete success: Leadership, Career, Personal and Community Service, and increased investment in the student-athlete U.T.A.H. Group (United Together Against Hate), which focuses on issues of racial and social injustice.

Prior to his arrival in Salt Lake City, Harlan spent four years as director of athletics at South Florida, where he spearheaded record competitive, academic and fundraising accomplishments while also negotiating new multimedia rights and apparel partnerships. The Bulls won 14 American Athletic Conference titles under his leadership and nine USF programs ranked in the Top 25 in 2015-16, when the Bulls led the AAC in the Learfield Directors' Cup standings.

The Bulls' football program appeared in three consecutive bowl games from 2015-17 and surged to a 21-4 record in his last two years, including a school-record 11 wins in 2016. The Bulls defeated bowl opponents from the SEC and Big 12 in 2016 (South Carolina) and 2017 (Texas Tech), and USF appeared in the final AP poll for the first time in 2016, when it ranked 19th in both the AP and Coaches' polls. Broad-based national success for USF Athletics under Harlan also included five programs earning NCAA Championships berths, including four NCAA Tournament appearances by the women's basketball program and three by women's soccer. Six Bulls teams earned Top-25 rankings during Harlan's tenure.

In the classroom, USF student-athletes set school marks for combined grade-point average and Graduation Success Rate (GSR).

Under Harlan's guidance, USF Athletics saw a 300-percent increase in major giving and had the best fundraising year in school history in 2016-17, attracting \$15 million. His announcement of plans for a new \$40-million on-campus football center was soon followed by an \$8 million gift to athletics—the largest in program history.

Harlan has been named to several influential committees throughout his career, and is currently serving on the NCAA Division I Football Oversight Committee. He also has held a lead role in the Pac-12

Conference Football Working Group and has served as the AD liaison to the league's football coaches in navigating the challenges of the COVID-19 pandemic. Previous to that appointment, he also served on the NCAA Division I Council Transfer Working Group and the NCAA Division I Competition Oversight Committee.

He chaired the American Athletic Conference Athletic Directors Committee in 2017-18, and was appointed vice chair in 2016, playing a key role in developing the conference's strategic plan. As a former member of the Tampa Bay Sports Commission Executive Committee, Harlan assisted in bringing major events such as the CFP National Championship, NCAA Women's Final Four and NHL All-Star game to Tampa Bay.

From 2010-14, Harlan served as senior associate athletics director for external relations at UCLA, with oversight responsibilities including the men's basketball program, development, communications, marketing, ticket sales, sponsorships, multimedia rights and alumni affairs.

While at UCLA, Harlan reorganized the structure of the major giving program and the annual fund, which resulted in a record number of donors and dollars raised in 2013. He successfully managed completion of a \$137 million campaign to renovate iconic Pauley Pavilion in 2012. Harlan was also heavily involved in the negotiations with the City of Pasadena to enable a \$200 million renovation of the Rose Bowl Stadium.

Harlan left for UCLA after four years as the senior vice president for central development at the University of Arizona Foundation from 2006-10. Under Harlan's direction, the Foundation posted two record years in the amount of funds raised and in the number of gifts processed on behalf of the university. He moved into central development at Arizona after over a decade working in the Wildcat athletic department. He held a variety of roles in athletics, serving as the assistant coordinator for football recruiting and operations (1992-94), program coordinator for event management (1994-97), director of operations (1997-2000), director of annual development (2000-02) and assistant athletics director for development and marketing (2002-04).

Harlan's background also includes one-year stints as senior associate athletics director for external operations at San Jose State (2005-06) and associate athletics director for external operations at Northern Colorado (2004-05). At SJSU, he launched a planned giving program that generated \$8 million in estate gifts directed toward student-athlete scholarship endowments. At Northern Colorado, he played a key role in the school's transition to NCAA Division I and the Big Sky Conference.

Harlan, 50, earned a bachelor's degree in political science and a master's degree in education from Arizona. He and his wife, Carolyn, have two children: Savannah (15) and Austin (12) and Cali the Labradoodle (6).



Administration

INFORMATION

HERE'S UTAH

2020 OUTLOOK

PLAYER BIOS

COACHES & STAFF

SERIES HISTORY

2019 IN REVIEW

BOWL HISTORY

RECORD BOOK



DR. RUTH V. WATKINS

PRESIDENT | 3RD YEAR

Dr. Ruth V. Watkins, the 16th president of the University of Utah, is guiding the state's flagship institution to unprecedented heights.

President Watkins' signature initiatives include degree completion, innovative student funding models, strong partnerships with community stakeholders, uniting the campus as One U to drive innovation in research, education, and operational efficiency, and addressing grand societal challenges such as mental health and interpersonal violence.

President Watkins inspires the U to innovate, discover, and deliver exceptional value in higher

education and health care. For students, this means an excellent and affordable educational experience culminating in timely degree completion. Under President Watkins' leadership, the University of Utah has significantly increased student success as measured by graduation rates and new avenues for access to a U education. For faculty and staff, excellence means providing unwavering support that enables creativity, collaboration, and impact, exemplified by rising research funding—a record of \$603 million in 2020—and steady growth in the quality and quantity of scholarship focused on urgent societal concerns. For patients, excellence means innovative, compassionate, and affordable care at a nationally recognized health center that is ranked among the top 10 in the country for quality.

President Watkins also has guided the U in its role as the University for Utah, cultivating broad and deep connections to communities and being responsive to the state's workforce needs.

In November 2019, the U was selected as a new member of the Association of American Universities, a prestigious group of 65 leading research institutions marked by excellence in academic expertise and research impact, student success, and securing resources in support of core missions.

Before her appointment in the spring of 2018, President Watkins served as the university's senior vice president for academic affairs. She came to Utah in 2013 from the University of Illinois, where she spent 20 years in leadership and faculty roles.

President Watkins earned master's and doctorate degrees at the University of Kansas, where she studied communication development and disabilities in young children. President Watkins' research and training endeavors have been funded by the National Institutes of Health and the U.S. Department of Education, as well as Lumina Foundation. She was named a fellow of the American Speech-Language-Hearing Association in 2003.

ATHLETICS DEPARTMENT SENIOR DIRECTORS



KYLE BRENNAN
COO/Deputy A.D.
Internal Operations



SCOTT KULL
Deputy A.D.
External Operations



NONA RICHARDSON
Executive Sr. Associate A.D.
Senior Woman Admin.



MANNY HENDRIX
Sr. Associate A.D.
Development



STEVE SMITH
Sr. Associate A.D.
Business/CFO



CHRIS UCHACZ
Sr. Associate A.D.
Academic Services



KATE CHARIPAR
Associate A.D.
Compliance



PAUL KIRK
Associate A.D.
Strategic Communications



LIZ PRINCE
Associate A.D.
Sport Admin./S-A Wellbeing




GAVIN GOUGH
Assistant A.D.
Facilities and Capital Projects



VALERIE SWENSEN
Assistant A.D.
Business & Finance



KAREN PAISLEY
Faculty Athletics
Representative



The Utes and Colorado have met 66 times in a series that dates back to 1903, including a 37-21 Utah win in 1962 at Ute Stadium.

SERIES HISTORY



Series Records

UTAH'S ALL-TIME SERIES RECORDS

Opponent	W	L	T
12th Infantry	1	0	0
9th Calvary	2	0	0
Air Force	13	14	0
Alabama	1	0	0
All Hallows	3	0	0
Arizona	24	19	2
Arizona State	9	22	0
Army	0	3	0
Boise State	2	5	0
BYU	62	34	4
Cal Poly-Pomona	0	0	1
California	6	6	0
Carlisle	0	1	0
Collegiate Institute	0	1	0
Colorado	31	32	3
Colorado College	16	11	0
Colorado Mines	6	4	0
Colorado State	56	22	2
Creighton	0	1	1
Crescents	0	1	0
CS-Fullerton	1	0	0
CS-Long Beach	1	0	0
Denver	28	10	5
Drake	1	1	0
Florida	0	1	0
Fort Douglas	8	0	0
Fort Warren	0	1	0

Opponent	W	L	T
Fresno State	7	4	0
Georgia Tech	2	0	0
Hawaii	15	12	0
Honolulu All-Stars	1	0	0
Houston	0	4	0
Idaho	14	12	2
Idaho College	3	0	0
Idaho State	8	0	0
Illinois	0	1	0
Indiana	3	1	0
Iowa	1	0	0
Iowa State	1	4	0
Kansas	2	2	0
LDS College	1	0	0
Louisiana-Monroe	1	0	0
Louisiana State	0	2	0
Louisville	4	0	0
Michigan	3	1	0
Minnesota	1	1	0
Missouri	1	1	0
Montana	11	0	0
Montana State	10	0	0
National Guard	0	1	0
Navy	1	0	0
Nebraska	0	4	0
Nevada	4	5	1
New Mexico	33	17	2

Opponent	W	L	T
North Carolina	1	1	0
North Dakota	1	0	0
Northern Arizona	1	0	0
Northern Colorado	3	0	0
Northern Illinois	2	0	0
Northwestern	1	2	0
Notre Dame	0	1	0
Occidental	1	1	0
Ogden High	3	0	0
Ohio State	0	1	0
Oklahoma	0	1	0
Oklahoma State	0	1	0
Oregon	10	23	0
Oregon Short Line	1	0	0
Oregon State	10	11	1
Pacific	0	1	0
Pittsburgh	3	0	0
Portland State	1	0	0
Rice	1	3	0
Saint Mary's	0	1	0
Saint Vincent's	0	1	0
Salt Lake City High	3	3	0
San Diego State	17	12	1
San Francisco	1	0	0
San Jose State	8	1	0
Santa Clara	1	2	1
SMU	1	1	0

Opponent	W	L	T
South Dakota	1	0	0
South Florida	1	0	0
Southern Mississippi	1	0	0
Southern Utah	1	0	0
Stanford	5	4	0
TCU	5	3	0
Tennessee	0	3	0
Texas	0	2	0
Texas A&M	1	2	0
Texas Tech	0	2	0
Tulsa	2	2	0
UCLA	7	11	0
UNLV	14	2	0
USC	6	12	0
Utah State	79	29	4
UTEP	25	8	0
Washington	2	12	0
Washington State	8	9	0
Weber State	5	0	0
West Virginia	2	0	0
Western State	1	0	0
Whitman	2	0	0
Wisconsin	1	2	0
Wyoming	51	31	1
YMCA	0	5	0
Totals	682	467	31

SERIES VS. ALL CONFERENCES

ATLANTIC COAST (10-1)

Georgia Tech	2	0	0
Louisville	4	0	0
North Carolina	1	1	0
Pittsburgh	3	0	0

AMERICAN ATHLETIC (4-7)

Houston	0	4	0
SMU	1	1	0
South Florida	1	0	0
Tulsa	2	2	0

BIG SKY (55-12-2)

Idaho	14	12	2
Idaho State	8	0	0
Montana	11	0	0
Montana State	10	0	0
North Dakota	1	0	0
Northern Arizona	1	0	0
Northern Colorado	3	0	0
Portland State	1	0	0
Southern Utah	1	0	0
Weber State	5	0	0

Note: Conference groupings reflect 2020 affiliations.

BIG TEN (10-13)

Illinois	0	1	0
Indiana	3	1	0
Iowa	1	0	0
Michigan	3	1	0
Minnesota	1	1	0
Nebraska	0	4	0
Northwestern	1	2	0
Ohio State	0	1	0
Wisconsin	1	2	0

BIG 12 (10-15)

Iowa State	1	4	0
Kansas	2	2	0
Oklahoma	0	1	0
Oklahoma State	0	1	0
TCU	5	3	0
Texas	0	2	0
Texas Tech	0	2	0
West Virginia	2	0	0

CONFERENCE USA (27-11)

Rice	1	3	0
Southern Miss	1	0	0
UTEP	25	8	0

INDEPENDENTS (63-38-4)

Army	0	3	0
BYU	62	34	4
Navy	1	0	0
Notre Dame	0	1	0

MID-AMERICAN (2-0)

Northern Illinois	2	0	0
-------------------	---	---	---

MISSOURI VALLEY (1-0)

South Dakota	1	0	0
--------------	---	---	---

MOUNTAIN WEST (299-154-11)

Air Force	13	14	0
Boise State	2	5	0
Colorado State	56	22	2
Fresno State	7	4	0
Hawaii	15	12	0
Nevada	4	5	1
New Mexico	33	17	2
San Diego State	17	12	1
San Jose State	8	1	0
UNLV	14	2	0
Utah State	79	29	4
Wyoming	51	31	1

PAC-12 (118-161-6)

Arizona	24	19	2
Arizona State	9	22	0
California	6	6	0
Colorado	31	32	3
Oregon	10	23	0
Oregon State	10	11	1
Stanford	5	4	0
UCLA	7	11	0
USC	6	12	0
Washington	2	12	0
Washington State	8	9	0

PIONEER (1-1)

Drake	1	1	0
-------	---	---	---

SEC (3-9)

Alabama	1	0	0
Florida	0	1	0
Louisiana State	0	2	0
Missouri	1	1	0
Tennessee	0	3	0
Texas A&M	1	2	0

SUN BELT (1-0)

Louisiana-Monroe	1	0	0
------------------	---	---	---

INFORMATION

HERE'S UTAH

2020 OUTLOOK

PLAYER BIOS

COACHES & STAFF

SERIES HISTORY

2019 IN REVIEW

BOWL HISTORY

RECORD BOOK

Scores Against NCAA Opponents



AIR FORCE (13-14)

1957	W	34-0	Nov. 16	H
1958	L	14-16	Oct. 25	A
1983	L	31-33	Oct. 22	A
1984	W	28-17	Sep. 22	H
1985	L	15-37	Oct. 26	A
1986	L	35-45	Oct. 3	H
1987	L	27-48	Oct. 3	A
1988	L	49-56	Oct. 15	H
1989	L	38-42	Nov. 25	H
1990	L	21-52	Oct. 27	A
1991	L	21-24	Sep. 14	H
1992	W	20-13	Oct. 31	A
1993	W	41-24	Nov. 13	H
1994	L	33-40	Nov. 12	A
1995	W	22-21	Oct. 21	H
1999	W	21-15	Oct. 14	A
2000	L	14-23	Sep. 23	H
2001	L	37-38	Dec. 1	A
2002	L	26-30	Sep. 28	H
2003	W	45-43 (30T)	Nov. 1	A
2004	W	49-35	Sep. 25	H
2005	W	38-35	Sep. 22	H
2006	W	17-14	Nov. 18	A
2007	L	12-20	Sep. 8	H
2008	W	30-23	Sep. 20	A
2009	W	23-16 (OT)	Oct. 24	H
2010	W	28-23	Oct. 30	A

ALABAMA (1-0)

2009	W	31-17	Jan. 2	N
------	---	-------	--------	---

ARIZONA (23-19-2)

1924	W	32-7	Oct. 18	H
1925	W	9-0	Oct. 16	A
1936	W	14-6	Oct. 3	H
1940	W	24-0	Oct. 12	H
1941	W	12-6	Dec. 6	A
1942	L	0-14	Oct. 3	A
1946	W	14-7	Oct. 5	H
1947	T	20-20	Dec. 6	A
1948	W	47-14	Oct. 2	H
1949	T	12-12	Oct. 1	A
1950	W	27-14	Sep. 30	H
1951	W	27-7	Sep. 22	A
1952	L	0-27	Oct. 4	H
1953	W	28-7	Sep. 19	A
1954	L	20-54	Sep. 25	H
1959	W	54-6	Oct. 31	H
1960	W	13-3	Sep. 24	A
1965	L	9-16	Sep. 18	H
1966	W	24-19	Oct. 22	A
1967	W	33-29	Oct. 21	A
1968	L	15-16	Nov. 16	H
1969	L	16-17	Nov. 15	A
1970	W	24-0	Oct. 24	H
1971	L	3-14	Oct. 23	A
1972	W	28-27	Nov. 4	H
1973	L	21-42	Oct. 27	A
1974	L	8-41	Oct. 12	H
1975	L	14-38	Nov. 22	A

1976	L	35-38	Oct. 30	H
1977	L	17-45	Oct. 22	A
1983	L	0-38	Sep. 10	A
1994	W	16-13	Dec. 27	N
2000	L	3-17	Sep. 2	H
2002	L	17-23	Sep. 14	A
2004	W	23-6	Sep. 11	A
2005	W	27-24	Sep. 2	H
2011	W	34-21	Nov. 5	A
2012	L	24-34	Nov. 17	H
2013	L	24-35	Oct. 19	A
2014	L	10-42	Nov. 22	H
2015	L	30-37 (20T)	Nov. 14	A
2016	W	36-23	Oct. 8	H
2017	W	30-24	Sep. 22	A
2018	W	42-10	Oct. 12	H
2019	W	36-7	Nov. 23	A

ARIZONA STATE (9-22)

1961	W	28-26	Oct. 7	A
1962	L	7-35	Nov. 10	A
1963	L	22-30	Nov. 2	A
1964	W	16-3	Oct. 24	H
1966	W	21-6	Nov. 5	A
1967	L	32-49	Nov. 4	H
1968	L	21-59	Nov. 9	A
1969	W	24-23	Oct. 11	H
1970	L	14-37	Nov. 14	A
1971	L	21-41	Sep. 25	H
1972	L	48-59	Oct. 14	A
1973	W	36-31	Nov. 3	H
1974	L	0-32	Oct. 19	A
1975	L	14-40	Nov. 1	H
1976	W	28-31	Nov. 13	A
1977	L	19-47	Oct. 29	H
1981	L	10-52	Sep. 12	A
1982	L	10-23	Sep. 11	A
1985	L	27-34	Oct. 12	A
1986	L	7-52	Oct. 25	A
1991	L	15-21	Oct. 5	A
1993	L	0-38	Sep. 4	A
2011	L	14-35	Oct. 8	H
2012	L	7-37	Sep. 22	A
2013	L	19-20	Nov. 9	H
2014	L	16-19 (OT)	Nov. 1	A
2015	W	34-18	Oct. 17	H
2016	W	49-26	Nov. 10	A
2017	L	10-30	Oct. 21	H
2018	L	20-38	Nov. 3	A
2019	W	21-3	Oct. 19	H

ARMY (0-3)

1957	L	33-39	Nov. 10	A
1963	L	7-8	Nov. 9	A
1967	L	0-22	Nov. 11	A

BOISE STATE (2-5)

1980	L	7-28	Sep. 6	H
1985	W	20-17	Sep. 7	H
1987	W	31-27	Oct. 31	A

1998	L	28-31	Sep. 26	H
1999	L	20-26	Oct. 2	A
2006	L	3-36	Sep. 30	H
2010	L	3-26	Dec. 22	N

BYU (62-34-4)

1896	W	12-4	Apr. 6	H
1896	W	6-0	Nov. 14	H
1896	L	6-8	Dec. 5	A
1897	L	0-14	Dec. 4	H
1897	L	0-22	Dec. 18	A
1898	W	5-0	Nov. 24	H
1922	W	49-0	Oct. 14	H
1923	W	15-0	Oct. 27	A
1924	W	35-6	Oct. 25	H
1925	W	27-0	Oct. 31	A
1926	W	40-7	Nov. 13	H
1927	W	20-0	Nov. 12	A
1928	T	0-0	Nov. 17	H
1929	W	45-13	Nov. 2	H
1930	W	34-7	Oct. 18	H
1931	W	43-0	Oct. 17	H
1932	W	29-0	Oct. 15	H
1933	W	21-6	Oct. 14	H
1934	W	43-0	Oct. 13	H
1935	W	32-0	Nov. 2	A
1936	W	18-0	Oct. 31	H
1937	W	14-0	Oct. 2	H
1938	T	7-7	Oct. 15	H
1939	W	35-13	Oct. 14	A
1940	W	12-6	Oct. 5	H
1941	T	6-6	Oct. 18	H
1942	L	7-12	Oct. 10	H
1946	W	35-6	Oct. 12	A
1947	W	28-6	Oct. 11	H
1948	W	30-0	Oct. 9	A
1949	W	38-0	Oct. 8	H
1950	T	28-28	Oct. 7	A
1951	W	7-6	Oct. 6	H
1952	W	34-6	Oct. 11	H
1953	W	33-32	Nov. 26	H
1954	W	12-7	Oct. 9	A
1955	W	41-9	Oct. 8	H
1956	W	41-6	Oct. 5	A
1957	W	27-0	Oct. 12	H
1958	L	7-14	Sep. 27	H
1959	W	20-8	Oct. 9	H
1960	W	17-0	Oct. 7	H
1961	W	21-20	Oct. 14	H
1962	W	35-20	Oct. 13	H
1963	W	15-6	Oct. 12	H
1964	W	47-13	Nov. 7	H
1965	L	20-25	Nov. 6	A
1966	L	13-35	Nov. 12	H
1967	L	13-17	Oct. 28	A
1968	W	30-21	Nov. 2	H
1969	W	16-6	Nov. 22	A
1970	W	14-13	Nov. 21	H
1971	W	17-15	Nov. 20	A
1972	L	7-16	Nov. 18	H
1973	L	22-46	Nov. 24	H

1974	L	20-48	Nov. 23	A
1975	L	20-51	Nov. 15	A
1976	L	12-34	Nov. 20	H
1977	L	8-38	Nov. 5	A
1978	W	23-22	Nov. 18	H
1979	L	0-27	Nov. 17	A
1980	L	6-56	Nov. 22	H
1981	L	28-56	Nov. 21	A
1982	L	12-17	Nov. 20	H
1983	L	7-55	Nov. 19	A
1984	L	14-24	Nov. 17	H
1985	L	28-38	Nov. 23	A
1986	L	21-35	Nov. 22	H
1987	L	18-21	Nov. 21	A
1988	W	57-28	Nov. 19	H
1989	L	31-70	Nov. 18	A
1990	L	22-45	Nov. 17	H
1991	L	17-48	Nov. 23	A
1992	L	22-31	Nov. 21	H
1993	W	34-31	Nov. 20	A
1994	W	34-31	Nov. 19	H
1995	W	34-17	Nov. 18	A
1996	L	17-37	Nov. 23	H
1997	W	20-14	Nov. 22	A
1998	L	24-26	Nov. 21	H
1999	W	20-17	Nov. 20	A
2000	L	27-34	Nov. 24	H
2001	L	21-24	Nov. 17	A
2002	W	13-6	Nov. 23	H
2003	W	3-0	Nov. 22	A
2004	W	52-21	Nov. 20	H
2005	W	41-34 (OT)	Nov. 19	A
2006	L	31-33	Nov. 25	H
2007	L	10-17	Nov. 24	A
2008	W	48-24	Nov. 22	H
2009	L	23-26 (OT)	Nov. 28	A
2010	W	17-16	Nov. 27	H
2011	W	54-10	Sep. 17	A
2012	W	24-21	Sep. 15	H
2013	W	20-13	Sep. 21	A
2015	W	35-28	Dec. 19	N
2016	W	20-19	Sep. 10	H
2017	W	19-13	Sep. 9	A
2018	W	35-27	Nov. 24	H
2019	W	30-12	Aug. 29	A

CALIFORNIA (6-6)

1920	L	63-0	Oct. 23	A
1958	L	21-36	Oct. 11	A
1963	L	22-35	Nov. 16	H
1964	W	14-0	Nov. 14	A
2000	L	21-24	Sep. 9	A
2003	W	31-24	Sep. 11	H
2009	W	37-27	Dec. 23	N
2011	L	10-34	Oct. 22	A
2012	W	49-27	Oct. 27	H
2015	W	30-24	Oct. 10	H
2016	L	23-28	Oct. 1	A
2019	W	35-0	Oct. 26	H

INFORMATION

HERE'S UTAH

2020 OUTLOOK

PLAYER BIOS

COACHES & STAFF

SERIES HISTORY

2019 IN REVIEW

BOWL HISTORY

RECORD BOOK



Scores Against NCAA Opponents

INFORMATION

HERE'S UTAH

2020 OUTLOOK

PLAYER BIOS

COACHES & STAFF

SERIES HISTORY

2019 IN REVIEW

BOWL HISTORY

RECORD BOOK

COLORADO (31-32-3)

1903	L	0-22	Oct. 3	A
1904	L	6-33	Oct. 1	H
1905	L	5-46	Nov. 4	A
1906	W	10-0	Nov. 17	H
1907	L	10-24	Nov. 16	A
1908	W	21-14	Nov. 14	H
1910	L	0-11	Oct. 29	N
1911	L	0-9	Nov. 18	H
1912	L	0-3	Nov. 9	N
1913	L	12-30	Nov. 8	H
1914	L	0-33	Nov. 7	A
1915	W	35-3	Oct. 30	H
1916	W	28-0	Oct. 28	H
1917	L	9-18	Nov. 10	A
1919	W	7-0	Nov. 8	H
1920	W	7-0	Nov. 6	A
1921	T	0-0	Nov. 12	H
1922	W	3-0	Oct. 21	A
1923	L	7-17	Nov. 17	H
1924	L	0-3	Nov. 1	A
1925	W	12-7	Oct. 24	H
1926	W	37-3	Oct. 23	A
1927	W	20-13	Oct. 22	H
1928	W	25-6	Oct. 27	A
1929	W	40-0	Oct. 19	H
1930	W	34-0	Nov. 15	A
1931	W	32-0	Nov. 14	H
1932	W	14-0	Nov. 5	A
1933	W	13-6	Nov. 11	H
1934	L	6-7	Nov. 10	A
1935	L	0-14	Nov. 9	H
1936	L	7-31	Nov. 7	A
1937	L	7-17	Nov. 6	H
1938	T	0-0	Nov. 5	A
1939	L	14-21	Nov. 4	H
1940	W	21-13	Nov. 2	A
1941	W	46-6	Nov. 1	H
1942	W	13-0	Nov. 7	A
1943	L	0-35	Oct. 9	A
1943	L	19-22	Nov. 6	H
1944	L	0-26	Oct. 14	H
1945	L	13-18	Oct. 6	A
1946	W	7-0	Nov. 2	H
1947	W	13-7	Nov. 1	A
1948	W	14-12	Oct. 30	H
1949	L	7-14	Oct. 29	A
1950	T	20-20	Oct. 28	H
1951	L	0-54	Nov. 10	A
1952	L	14-20	Nov. 1	H
1953	L	0-21	Nov. 7	A
1954	L	7-20	Nov. 13	H
1955	L	7-37	Nov. 5	A
1956	L	7-21	Nov. 17	H
1957	L	24-30	Sep. 28	A
1958	L	0-7	Nov. 15	H
1961	W	21-12	Nov. 11	A
1962	W	37-21	Sep. 22	H
2011	L	14-17	Nov. 25	H
2012	W	42-35	Nov. 23	A
2013	W	24-17	Nov. 30	H

2014	W	38-34	Nov. 29	A
2015	W	20-14	Nov. 28	H
2016	L	22-27	Nov. 26	A
2017	W	34-13	Nov. 25	H
2018	W	30-7	Nov. 17	A
2019	W	45-15	Nov. 30	H

COLORADO STATE (56-22-2)

1902	T	0-0	Oct. 25	H
1903	L	5-16	Nov. 26	H
1905	W	24-0	Nov. 30	H
1911	W	51-0	Oct. 7	H
1915	L	9-21	Oct. 16	H
1916	L	6-12	Nov. 18	A
1917	W	25-12	Nov. 3	H
1919	L	21-34	Oct. 18	A
1926	W	10-6	Oct. 30	H
1927	L	0-12	Oct. 29	A
1928	W	6-0	Oct. 20	H
1929	W	21-0	Oct. 26	A
1930	W	39-0	Nov. 1	A
1931	W	60-6	Oct. 31	H
1932	W	16-0	Nov. 19	A
1933	W	13-0	Nov. 30	H
1934	L	6-14	Nov. 17	A
1935	W	14-0	Nov. 16	A
1936	W	13-0	Nov. 26	H
1937	W	45-0	Nov. 13	A
1938	W	13-0	Nov. 12	H
1939	W	42-7	Nov. 18	A
1940	W	27-0	Nov. 16	H
1941	W	26-13	Nov. 15	A
1942	W	33-14	Oct. 31	H
1945	W	28-0	Oct. 27	A
1946	W	13-0	Nov. 9	A
1947	W	19-0	Nov. 8	H
1948	W	12-3	Nov. 6	A
1949	L	12-21	Nov. 5	H
1950	L	7-32	Nov. 11	A
1951	W	27-21	Nov. 17	H
1952	W	14-6	Nov. 8	A
1953	W	35-14	Nov. 14	H
1954	L	13-14	Nov. 6	A
1955	W	27-6	Nov. 12	H
1956	W	49-27	Nov. 10	A
1957	W	55-0	Nov. 2	H
1958	L	0-20	Nov. 8	A
1959	L	17-21	Nov. 14	H
1960	W	27-6	Nov. 5	A
1961	W	40-0	Sep. 16	H
1962	W	26-8	Nov. 3	A
1963	W	48-14	Oct. 19	H
1964	W	13-3	Oct. 17	A
1965	W	22-19	Oct. 30	H
1971	W	42-16	Oct. 16	H
1972	W	62-36	Nov. 25	H
1977	L	3-44	Oct. 1	A
1978	W	30-6	Sep. 30	H
1979	W	21-16	Oct. 6	A
1980	T	21-21	Oct. 25	H
1981	W	24-13	Oct. 17	A

1982	W	35-14	Oct. 1	H
1983	L	28-31	Oct. 1	A
1984	W	35-23	Nov. 3	H
1985	L	19-21	Nov. 16	A
1986	W	38-28	Nov. 8	H
1987	W	24-23	Oct. 10	A
1988	W	46-7	Nov. 5	H
1989	L	10-50	Oct. 28	H
1990	L	13-28	Oct. 6	A
1991	W	21-16	Oct. 19	H
1992	W	33-29	Oct. 3	A
1993	W	38-21	Oct. 23	H
1994	W	45-31	Oct. 22	A
1995	L	14-19	Oct. 14	H
1999	L	24-31	Oct. 28	A
2000	L	17-24	Oct. 21	H
2001	L	17-19	Oct. 27	A
2002	L	20-28	Oct. 19	H
2003	W	28-21	Sep. 27	A
2004	W	63-31	Nov. 6	H
2005	L	17-21	Oct. 8	A
2006	W	35-22	Nov. 11	H
2007	W	27-3	Oct. 27	A
2008	W	49-16	Oct. 18	H
2009	W	24-17	Oct. 10	A
2010	W	59-6	Oct. 23	H
2014	W	45-10	Dec. 20	N

DRAKE (1-1)

1924	L	14-33	Oct. 4	H
1934	W	6-0	Sep. 28	A

FLORIDA (0-1)

1977	L	29-38	Nov. 19	A
------	---	-------	---------	---

FRESNO STATE (7-4)

1980	W	27-12	Sep. 27	H
1989	L	22-52	Sep. 2	A
1990	L	7-31	Sep. 15	H
1992	L	15-41	Nov. 4	A
1995	W	25-21	Sep. 23	H
1996	W	45-17	Sep. 21	H
1997	L	13-27	Oct. 2	A
1998	W	24-16	Oct. 17	H
1999	W	17-16	Dec. 18	N
2014	W	59-27	Sep. 6	H
2015	W	45-24	Sept. 19	A

GEORGIA TECH (2-0)

2005	W	38-10	Dec. 29	N
2011	W	30-27 (OT)	Dec. 31	N

HAWAII (15-12)

1926	W	17-7	Dec. 18	A
1935	L	20-21	Dec. 14	A
1938	W	14-13	Dec. 17	A
1939	W	34-19	Nov. 11	H
1947	L	16-19	Jan. 1	A
1947	W	35-0	Oct. 4	H
1950	W	40-28	Dec. 16	A

1953	W	47-24	Oct. 3	H
1958	W	47-20	Dec. 6	A
1960	W	33-6	Sep. 17	H
1967	W	25-20	Dec. 2	A
1973	L	6-7	Dec. 1	A
1979	W	27-23	Sep. 8	A
1982	L	7-10	Oct. 9	A
1983	W	28-25	Sep. 24	H
1984	L	17-20	Oct. 20	A
1985	W	29-27	Sep. 14	A
1986	L	13-33	Nov. 1	H
1987	L	14-25	Oct. 17	A
1988	L	20-48	Sep. 24	H
1989	L	20-67	Sep. 23	A
1990	L	7-19	Sep. 22	H
1991	L	26-52	Nov. 2	A
1992	W	38-17	Oct. 10	H
1993	L	30-41	Nov. 6	A
1994	W	14-3	Oct. 15	H
1998	W	30-19	Sep. 19	H

HOUSTON (0-4)

1966	L	14-34	Dec. 3	A
1971	L	16-42	Nov. 27	A
1977	L	16-34	Sep. 24	H
1978	L	25-42	Sep. 23	A

IDAHO (14-12-2)

1908	T	0-0	Nov. 26	H
1911	W	19-0	Nov. 30	H
1919	W	20-0	Oct. 25	H
1920	L	0-10	Nov. 11	N
1921	W	17-7	Oct. 29	H
1922	L	0-16	Nov. 11	N
1937	L	7-9	Oct. 9	H
1938	L	0-16	Nov. 24	H
1939	W	35-0	Oct. 21	N
1940	W	13-6	Nov. 21	H
1941	W	26-7	Sep. 27	A
1942	W	13-7	Nov. 26	H
1947	L	6-7	Nov. 15	N
1948	W	21-6	Sep. 25	H
1950	L	19-26	Sep. 23	N
1951	W	40-19	Nov. 22	H
1952	T	21-21	Sep. 27	N
1953	W	21-0	Sep. 26	H
1954	L	13-14	Oct. 30	H
1955	W	20-13	Sep. 24	N
1956	L	21-27	Oct. 27	H
1957	L	6-21	Oct. 5	N
1958	L	0-20	Oct. 4	H
1959	W	47-13	Nov. 7	N
1962	W	25-21	Oct. 27	H
1963	L	9-10	Sep. 28	N
1964	W	22-0	Oct. 3	H
1993	L	17-28	Oct. 2	H

IDAHO STATE (8-0)

1944	W	24-0	Sep. 30	H
1944	W	38-12	Oct. 21	A

Scores Against NCAA Opponents



1978	W	56-0	Sep. 9	H
1987	W	51-16	Sep. 26	H
1988	W	41-16	Sep. 10	H
1994	W	66-0	Sep. 10	H
2014	W	56-14	Aug. 28	H
2019	W	31-0	Aug. 14	H

ILLINOIS (0-1)

1988	L	24-35	Sep. 17	A
------	---	-------	---------	---

INDIANA (3-1)

1975	L	7-31	Sep. 27	A
2001	W	28-26	Sep. 22	A
2002	W	40-13	Sep. 7	H
2016	W	26-24	Dec. 28	N

IOWA (1-0)

1978	W	13-9	Oct. 7	A
------	---	------	--------	---

IOWA STATE (1-4)

1970	L	13-16	Oct. 3	H
1972	L	22-44	Sep. 23	A
1975	L	3-31	Oct. 4	H
1976	L	14-44	Oct. 9	A
2010	W	68-27	Oct. 9	A

KANSAS (2-2)

1950	L	26-39	Nov. 4	H
1951	L	7-26	Oct. 13	A
1993	W	16-41	Sep. 18	A
1996	W	45-42	Sep. 28	H

LOUISIANA-MONROE (1-0)

1999	W	42-0	Oct. 9	H
------	---	------	--------	---

LOUISIANA STATE (0-2)

1974	L	10-35	Nov. 30	A
1976	L	7-35	Nov. 27	A

LOUISVILLE (4-0)

1997	W	27-21	Sep. 6	A
1998	W	45-22	Sep. 12	H
2007	W	44-35	Oct. 5	A
2009	W	30-14	Sep. 26	H

MICHIGAN (3-1)

2002	L	7-10	Sep. 21	A
2008	W	25-23	Aug. 30	A
2014	W	26-10	Sep. 20	A
2015	W	24-17	Sep. 3	H

MINNESOTA (1-1)

1967	L	12-13	Sep. 23	A
1990	W	35-29	Sep. 8	A

MISSOURI (1-1)

1955	W	20-14	Oct. 1	A
1964	L	6-23	Sep. 26	A

MONTANA (11-0)

1904	W	17-0	Oct. 15	H
1905	W	42-0	Oct. 14	A
1906	W	42-0	Nov. 3	H
1912	W	10-3	Nov. 2	H
1954	W	41-20	Nov. 20	A
1956	W	26-6	Sep. 29	H
1957	W	32-13	Sep. 21	H
1958	W	20-6	Sep. 20	H
1960	W	16-6	Nov. 12	H
1961	W	24-12	Oct. 21	A
1965	W	28-13	Sep. 11	H

MONTANA STATE (10-0)

1909	W	46-0	Nov. 13	H
1928	W	97-0	Oct. 28	H
1919	W	66-0	Nov. 1	H
1933	W	61-0	Sep. 23	H
1935	W	47-0	Oct. 12	H
1937	W	19-7	Sep. 25	A
1938	W	34-0	Oct. 1	H
1951	W	55-6	Sep. 15	H
1982	W	30-12	Sep. 4	H
2011	W	27-10	Sep. 1	H

NAVY (1-0)

2007	W	35-32	Dec. 20	N
------	---	-------	---------	---

NEBRASKA (0-4)

1968	L	0-31	Sep. 21	A
1980	L	9-55	Sep. 13	A
1989	L	30-42	Sep. 16	A
1992	L	22-49	Sep. 5	A

NEVADA (4-5-1)

1901	L	2-6	Nov. 28	H
1920	L	7-14	Oct. 30	H
1921	L	7-28	Nov. 5	A
1928	W	32-7	Oct. 6	A
1929	W	31-0	Oct. 5	H
1930	W	20-7	Sep. 27	A
1932	T	6-6	Oct. 8	N
1943	L	19-27	Oct. 16	H
1944	W	19-14	Oct. 28	A
1945	L	14-33	Sep. 29	H

NEW MEXICO (33-17-2)

1939	W	26-0	Jan. 2	N
1945	W	21-20	Nov. 10	A
1946	W	56-14	Sep. 28	H
1961	L	16-21	Nov. 4	A
1962	T	7-7	Oct. 20	H
1963	W	19-6	Oct. 5	A
1964	W	16-0	Sep. 19	H
1965	L	10-13	Oct. 16	A
1966	W	27-0	Oct. 29	H
1967	W	42-27	Oct. 7	A
1968	W	30-7	Oct. 12	H
1969	W	24-0	Oct. 18	A
1970	L	28-34	Sep. 26	H

1971	L	39-57	Nov. 6	A
1972	W	59-14	Oct. 28	H
1973	W	36-35	Nov. 10	A
1974	W	21-10	Nov. 9	H
1975	L	23-27	Oct. 18	A
1976	W	34-31	Nov. 6	H
1977	L	24-41	Nov. 26	A
1978	L	12-24	Nov. 4	H
1979	W	26-7	Nov. 3	A
1980	W	49-21	Nov. 8	H
1981	T	7-7	Nov. 7	A
1983	L	7-17	Sep. 3	A
1984	W	38-14	Oct. 5	H
1985	W	58-49	Nov. 9	H
1986	L	43-47	Oct. 18	A
1987	W	24-20	Sep. 5	H
1988	W	33-27	Oct. 8	A
1989	W	41-39	Nov. 11	H
1990	W	29-27	Nov. 10	A
1991	W	30-7	Nov. 9	H
1992	L	7-24	Oct. 17	A
1993	L	35-42	Oct. 9	H
1994	L	21-23	Nov. 5	A
1995	W	36-9	Sep. 16	A
1996	W	31-24	Nov. 9	A
1997	W	15-10	Oct. 25	H
1998	W	41-7	Nov. 14	A
1999	W	52-7	Nov. 13	H
2000	L	3-10	Oct. 28	A
2001	W	37-16	Sep. 29	H
2002	L	35-42 (20T)	Oct. 26	A
2003	L	35-47	Oct. 25	H
2004	W	28-7	Oct. 1	A
2005	L	27-31	Nov. 12	H
2006	L	31-34	Oct. 19	A
2007	W	28-10	Nov. 17	H
2008	W	13-10	Nov. 1	A
2009	W	45-14	Nov. 7	H
2010	W	56-14	Sep. 18	A

NORTH CAROLINA (1-1)

2004	W	46-16	Oct. 16	H
2005	L	17-31	Oct. 1	A

NORTH DAKOTA (1-0)

2017	W	37-16	Aug. 31	H
------	---	-------	---------	---

NORTHERN ARIZONA (1-0)

2006	W	45-7	Sep. 9	H
------	---	------	--------	---

NORTHERN COLORADO (3-0)

1936	W	26-0	Sep. 26	H
1937	W	7-6	Oct. 16	A
2012	W	41-0	Aug. 30	H

NORTHERN ILLINOIS (2-0)

2018	W	17-6	Sep. 8	A
2019	W	35-17	Sep. 7	H

NORTHWESTERN (1-2)

1927	L	6-13	Oct. 8	A
1981	W	42-0	Sep. 26	A
2018	L	20-31	Dec. 31	N

NOTRE DAME (0-1)

2010	L	3-28	Nov. 13	A
------	---	------	---------	---

OHIO STATE (0-1)

1986	L	6-64	Sep. 27	A
------	---	------	---------	---

OKLAHOMA (0-1)

1977	L	24-62	Sep. 17	A
------	---	-------	---------	---

OKLAHOMA STATE (0-1)

1945	L	6-46	Oct. 20	H
------	---	------	---------	---

OREGON (10-23)

1933	L	7-26	Nov. 4	A
1934	L	7-8	Oct. 27	H
1935	L	0-6	Oct. 5	A
1954	W	7-6	Oct. 2	A
1955	L	13-14	Sep. 17	H
1959	L	6-21	Sep. 26	A
1960	L	17-20	Oct. 1	H
1961	W	14-6	Sep. 30	H
1962	L	8-35	Sep. 29	A
1965	L	14-31	Sep. 25	H
1966	W	17-14	Sep. 24	A
1967	W	21-0	Sep. 30	H
1968	L	6-14	Oct. 26	A
1969	L	17-28	Sep. 20	H
1971	L	29-36	Sep. 18	A
1973	W	35-27	Sep. 29	A
1974	L	16-23	Sep. 28	H
1975	L	7-18	Oct. 25	A
1976	L	13-21	Sep. 25	H
1991	W	24-17	Sep. 21	H
1994	W	34-16	Sep. 17	A
1995	L	20-27	Sep. 2	H
1997	L	13-31	Oct. 18	A
2001	L	10-24	Sep. 8	A
2003	W	17-13	Oct. 3	H
2009	L	24-31	Sep. 19	A
2013	L	21-44	Nov. 16	A
2014	L	27-51	Nov. 8	H
2015	W	62-20	Sep. 26	A
2016	L	28-30	Nov. 19	H
2017	L	20-41	Oct. 28	A
2018	W	32-25	Nov. 10	H
2019	L	15-37	Dec. 6	N

OREGON STATE (10-11-1)

1931	L	0-12	Dec. 5	N
1947	W	7-6	Sep. 27	H
1948	T	20-20	Nov. 13	A
1949	L	7-27	Sep. 24	H
1951	L	28-61	Sep. 29	A
1952	L	7-14	Sep. 20	H



Scores Against NCAA Opponents

INFORMATION

HERE'S UTAH

2020 OUTLOOK

PLAYER BIOS

COACHES & STAFF

SERIES HISTORY

2019 IN REVIEW

BOWL HISTORY

RECORD BOOK

1963	L	14-29	Sep. 21	H
1965	L	6-10	Oct. 23	A
1968	L	21-24	Sep. 28	H
1969	W	7-3	Oct. 25	N
1970	L	21-31	Oct. 10	A
1991	W	10-22	Sep. 7	A
1992	W	42-9	Sep. 26	H
2007	L	7-24	Aug. 30	A
2008	W	31-28	Oct. 2	H
2011	W	27-8	Oct. 29	H
2012	L	7-21	Oct. 20	A
2013	L	48-51 (OT)	Sep. 14	H
2014	W	29-23 (2OT)	Oct. 16	A
2015	W	27-12	Oct. 31	H
2016	W	19-14	Oct. 15	A
2019	W	52-7	Oct. 12	A

PITTSBURGH (3-0)

2004	W	35-7	Jan. 1	N
2010	W	27-24 (OT)	Sep. 2	H
2011	W	26-14	Oct. 15	A

PORTLAND STATE (1-0)

1981	W	46-0	Sep. 19	H
------	---	------	---------	---

RICE (1-3)

1956	L	0-27	Nov. 3	A
1976	L	22-43	Sep. 18	A
1996	L	10-51	Nov. 2	A
1997	W	31-14	Nov. 15	H

SAN DIEGO STATE (17-12-1)

1978	W	20-18	Dec. 2	A
1979	L	13-17	Oct. 27	H
1980	L	20-21	Nov. 29	A
1981	W	17-14	Oct. 31	H
1982	L	17-21	Oct. 30	A
1983	W	27-24	Sep. 17	H
1984	T	24-24	Oct. 13	A
1985	W	39-37	Oct. 19	A
1986	L	30-37	Sep. 13	H
1987	L	34-52	Sep. 12	A
1988	W	41-20	Oct. 29	H
1989	L	27-38	Sep. 30	H
1990	L	14-66	Nov. 3	A
1991	L	21-24	Oct. 26	H
1993	W	45-41	Oct. 30	H
1994	W	38-22	Oct. 8	A
1995	L	21-24	Oct. 7	H
1998	L	20-21 (OT)	Oct. 24	A
1999	W	38-16	Oct. 23	H
2000	W	21-7	Oct. 14	A
2001	W	17-3	Nov. 10	H
2002	L	17-36	Oct. 12	A
2003	W	27-6	Oct. 11	H
2004	W	51-28	Oct. 30	A
2005	L	19-28	Oct. 15	H
2006	W	38-7	Sep. 23	A
2007	W	23-7	Oct. 13	H
2008	W	63-14	Nov. 15	A

2009	W	38-7	Nov. 21	H
2010	W	38-34	Nov. 20	A

SAN JOSE STATE (8-1)

1969	W	42-7	Sep. 27	H
1970	W	13-9	Oct. 31	A
1973	W	28-21	Oct. 20	A
1974	L	6-24	Nov. 2	H
1998	W	49-17	Oct. 31	A
2009	W	24-14	Sep. 12	A
2010	W	56-3	Sep. 25	H
2016	W	34-17	Sep. 17	A
2017	W	54-16	Sep. 16	H

SMU (1-1)

1996	W	21-17	Sep. 14	A
1997	L	19-20	Oct. 11	H

SOUTH DAKOTA (1-0)

1926	W	13-0	Oct. 9	H
------	---	------	--------	---

SOUTH FLORIDA (1-0)

2001	W	52-21	Oct. 6	H
------	---	-------	--------	---

SOUTHERN MISSISSIPPI (1-0)

2003	W	17-0	Dec. 31	N
------	---	------	---------	---

SOUTHERN UTAH (1-0)

2016	W	24-0	Sep. 1	H
------	---	------	--------	---

STANFORD (5-4)

1902	L	11-35	Nov. 27	H
1924	L	0-30	Nov. 8	N
1989	W	27-24	Oct. 21	A
1995	L	20-27	Sep. 9	H
1996	W	17-10	Sep. 7	A
2013	W	27-21	Oct. 12	H
2014	W	20-17 (2OT)	Nov. 15	A
2017	L	20-23	Oct. 7	H
2018	W	40-21	Oct. 6	A

TCU (5-3)

1996	W	21-7	Oct. 19	H
1997	W	32-18	Sep. 13	A
2005	L	20-23 (OT)	Sep. 15	A
2006	W	20-7	Oct. 5	H
2007	W	27-20	Oct. 18	A
2008	W	13-10	Nov. 6	H
2009	L	28-55	Nov. 14	A
2010	L	7-47	Nov. 6	H

TENNESSEE (0-3)

1975	L	7-40	Nov. 8	A
1979	L	18-51	Sep. 22	A
1984	L	21-27	Sep. 15	A

TEXAS (0-2)

1982	L	12-21	Sep. 18	A
2019	L	10-38	Dec. 31	N

TEXAS A&M (1-2)

1936	L	7-20	Nov. 14	H
2003	L	26-28	Sep. 6	A
2004	W	41-21	Sep. 2	H

TEXAS TECH (0-2)

1972	L	2-45	Sep. 16	A
1973	L	22-29	Sep. 15	A

TULSA (2-2)

1943	L	0-55	Oct. 23	A
1996	W	45-19	Oct. 26	H
1997	L	13-21	Nov. 1	A
2006	W	25-13	Dec. 23	N

UCLA (7-11)

1933	L	0-21	Oct. 6	A
1956	L	7-13	Sep. 21	A
1959	L	6-21	Nov. 28	A
1960	L	9-16	Nov. 26	H
1962	L	11-14	Dec. 1	H
1973	L	16-66	Oct. 6	A
1974	L	14-27	Oct. 5	H
2006	L	10-31	Sep. 2	A
2007	W	44-6	Sep. 15	H
2011	W	31-6	Nov. 12	H
2012	L	14-21	Oct. 13	A
2013	L	27-34	Oct. 3	H
2014	W	30-28	Oct. 4	A
2015	L	9-17	Nov. 21	H
2016	W	52-45	Oct. 22	A
2017	W	48-17	Nov. 3	H
2018	W	41-10	Oct. 26	A
2019	W	49-3	Nov. 16	H

UNLV (14-2)

1979	L	41-43	Oct. 20	A
1980	W	45-29	Sep. 20	H
1981	W	69-28	Oct. 24	A
1982	W	24-14	Oct. 16	H
1999	W	52-14	Sep. 25	A
2000	W	38-16	Nov. 4	H
2001	W	42-14	Nov. 3	A
2002	W	28-17	Nov. 9	H
2003	W	28-10	Oct. 18	A
2004	W	63-28	Oct. 23	H
2005	W	42-32	Oct. 22	A
2006	W	45-23	Oct. 28	H
2007	L	0-27	Sep. 22	A
2008	W	42-21	Sep. 6	H
2009	W	35-15	Oct. 17	A
2010	W	38-10	Sep. 11	H

USC (6-12)

1915	W	20-13	Nov. 20	H
1916	W	27-12	Oct. 21	A
1917	L	0-51	Nov. 17	H
1919	L	7-20	Nov. 15	A
1925	L	2-28	Oct. 10	A
1932	L	0-35	Sep. 24	A
1948	L	0-27	Sep. 18	A
1993	L	21-28	Dec. 30	N
2001	W	10-6	Dec. 25	N
2011	L	14-23	Sep. 10	A
2012	L	28-38	Oct. 4	H
2013	L	3-19	Oct. 26	A
2014	W	24-21	Oct. 25	H
2015	L	24-42	Oct. 24	A
2016	W	31-27	Sep. 23	H
2017	L	27-28	Oct. 14	A
2018	W	41-28	Oct. 20	H
2019	L	23-30	Sep. 20	A

UTAH STATE (79-29-4)

1892	L	0-12	Nov. 25	A
1900	W	21-0	Nov. 17	A
1901	W	17-0	Nov. 9	H
1902	W	18-0	Nov. 15	H
1903	L	0-17	Oct. 17	A
1904	W	43-0	Nov. 19	H
1905	W	5-0	Nov. 25	A
1906	W	35-0	Nov. 29	H
1907	W	10-0	Nov. 9	H
1909	W	28-0	Oct. 9	A
1909	W	22-0	Nov. 25	H
1910	W	21-12	Oct. 8	A
1910	W	6-0	Nov. 24	H
1912	T	7-7	Nov. 28	H
1913	L	0-21	Nov. 27	A
1914	W	29-2	Nov. 26	H
1915	W	14-0	Nov. 25	A
1916	W	46-0	Nov. 11	H
1917	L	0-14	Nov. 29	H
1919	W	10-0	Nov. 29	H
1920	L	6-10	Nov. 25	H
1921	L	3-14	Nov. 24	H
1922	W	14-0	Nov. 30	H
1923	L	13-21	Nov. 29	H
1924	T	7-7	Nov. 27	H
1925	L	6-10	Nov. 26	H
1926	W	34-0	Nov. 25	H
1927	T	0-0	Nov. 24	H
1928	W	20-0	Nov. 29	H
1929	W	26-7	Nov. 28	H
1930	W	41-0	Nov. 27	H
1931	W	34-0	Nov. 26	H
1932	W	16-0	Oct. 29	H
1933	W	14-6	Oct. 28	H
1934	W	14-7	Nov. 29	H
1935	T	14-14	Nov. 28	H
1936	L	0-12	Oct. 24	A
1937	W	27-0	Nov. 25	H
1938	W	33-0	Oct. 22	A
1939	W	27-0	Nov. 23	H

Scores Against NCAA Opponents



1940	L	0-7	Oct. 19	A
1941	W	33-21	Nov. 27	H
1942	W	34-6	Oct. 17	A
1944	W	47-0	Nov. 23	H
1945	W	24-6	Nov. 22	H
1946	L	14-22	Nov. 28	H
1947	W	40-14	Nov. 27	H
1948	W	41-7	Nov. 25	H
1949	W	34-0	Nov. 24	H
1950	W	46-0	Nov. 23	H
1951	W	28-20	Nov. 3	A
1952	W	20-0	Nov. 27	H
1953	W	33-13	Oct. 10	A
1954	L	19-35	Nov. 25	H
1955	W	14-13	Nov. 24	H
1956	W	29-7	Nov. 22	H
1957	W	21-6	Nov. 28	H
1958	W	12-7	Nov. 27	H
1959	W	35-21	Nov. 21	H
1960	W	6-0	Nov. 19	H
1961	L	6-17	Nov. 18	H
1962	L	6-19	Nov. 17	H
1963	W	25-23	Nov. 23	A
1964	W	14-6	Nov. 21	H
1965	L	7-14	Nov. 20	H
1966	L	7-13	Nov. 19	H
1967	L	18-19	Nov. 18	H
1968	L	13-28	Nov. 23	A
1969	W	27-7	Nov. 1	H
1970	W	17-0	Nov. 7	A
1971	L	17-21	Nov. 13	H
1972	L	16-44	Nov. 11	A
1973	W	31-28	Nov. 17	H
1974	L	0-31	Nov. 16	A
1975	L	7-13	Sep. 13	H
1976	L	17-28	Oct. 16	A
1977	W	20-0	Oct. 15	H
1978	W	23-20	Nov. 25	A
1979	L	21-47	Sep. 29	H
1980	W	23-19	Oct. 4	A
1981	W	10-0	Sep. 5	H
1982	W	42-10	Nov. 6	H
1983	L	17-21	Nov. 12	A
1984	W	21-10	Nov. 10	A
1985	W	34-7	Nov. 2	H
1986	W	27-10	Nov. 15	A
1987	L	36-41	Oct. 24	H
1988	W	42-21	Nov. 12	A
1989	W	45-10	Sep. 9	H
1990	W	19-0	Sep. 1	A
1991	W	12-7	Aug. 31	H
1992	W	42-18	Sep. 12	A
1993	W	31-29	Sep. 11	H
1994	W	32-17	Sep. 3	A
1995	W	40-20	Oct. 28	H
1996	L	17-20	Aug. 31	A
1997	L	14-21	Aug. 30	H
1998	W	20-12	Sep. 5	A
1999	W	38-18	Sep. 18	H
2000	W	35-14	Sep. 30	A
2001	W	23-19	Sep. 1	H
2002	W	23-3	Aug. 31	A

2003	W	40-20	Aug. 28	H
2004	W	48-6	Sep. 18	A
2005	W	31-7	Sep. 10	H
2006	W	48-0	Sep. 16	A
2007	W	34-18	Sep. 29	H
2008	W	58-10	Sep. 13	A
2009	W	35-17	Sep. 3	H
2012	L	20-27 (OT)	Sep. 7	A
2013	W	30-26	Aug. 29	H
2015	W	24-14	Sep. 11	H

UTEP (25-8)

1964	W	41-0	Oct. 31	A
1965	L	19-20	Jan. 13	H
1966	L	20-27	Nov. 26	A
1967	L	8-28	Nov. 25	H
1969	W	24-6	Oct. 4	A
1970	W	44-20	Sep. 19	H
1971	W	32-10	Oct. 9	A
1972	W	39-20	Oct. 7	H
1973	W	82-6	Sep. 22	H
1974	L	7-34	Sep. 21	A
1976	W	38-14	Oct. 2	H
1977	W	29-17	Nov. 12	H
1978	W	38-0	Nov. 11	A
1979	W	35-0	Nov. 10	H
1980	W	31-7	Oct. 11	A
1981	W	38-10	Oct. 2	H
1982	W	45-30	Nov. 13	A
1983	W	35-11	Oct. 8	H
1984	W	43-15	Oct. 27	H
1985	W	55-19	Sep. 28	H
1986	L	44-55	Nov. 29	A
1987	L	24-30	Nov. 7	H
1988	L	28-38	Oct. 1	A
1989	W	50-45	Oct. 7	A
1990	W	37-23	Oct. 20	H
1991	W	10-9	Nov. 16	A
1992	L	13-20	Oct. 24	H
1993	W	45-29	Oct. 16	A
1994	W	52-7	Oct. 29	H
1995	W	34-21	Sep. 30	A
1996	W	34-27	Oct. 5	A
1997	W	56-3	Sep. 20	H
1998	W	34-27 (OT)	Nov. 7	H

WASHINGTON (2-12)

1931	L	6-7	Sep. 26	A
1949	L	7-14	Sep. 17	A
1953	L	14-21	Oct. 31	A
1954	L	6-7	Sep. 18	A
1959	L	6-51	Oct. 3	A
1979	L	7-41	Sep. 15	A
2011	L	14-31	Oct. 1	H
2012	L	15-34	Nov. 10	A
2015	W	34-23	Nov. 7	A
2016	L	24-31	Oct. 29	H
2017	L	30-33	Nov. 18	A
2018	L	7-21	Sep. 15	H
2018	L	3-10	Nov. 30	N
2019	W	33-28	Nov. 2	A

WASHINGTON STATE (8-9)

1966	W	26-15	Oct. 15	H
1968	W	17-14	Oct. 5	A
1971	L	12-34	Oct. 2	H
1972	W	44-25	Sep. 30	A
1975	L	14-30	Sep. 20	H
1984	L	40-42	Sep. 8	A
1985	W	44-37	Sep. 21	H
1992	L	28-31	Dec. 29	N
1999	W	27-7	Sep. 4	A
2000	L	21-38	Sep. 16	H
2011	W	30-27 (OT)	Nov. 19	A
2012	W	49-6	Nov. 3	H
2013	L	37-49	Nov. 23	A
2014	L	27-28	Sep. 27	H
2017	L	25-33	Nov. 11	H
2018	L	24-28	Sep. 29	A
2019	W	38-13	Sep. 28	H

WEBER STATE (5-0)

1978	W	30-7	Oct. 14	H
1984	W	52-16	Sep. 1	H
2008	W	37-21	Sep. 27	H
2013	W	70-7	Sep. 7	H
2018	W	41-10	Aug. 30	H

WEST VIRGINIA (2-0)

1964	W	32-6	Dec. 19	N
2017	W	30-14	Dec. 26	N

WISCONSIN (1-2)

1961	L	0-7	Sep. 23	A
1987	W	31-28	Sep. 19	A
1996	L	10-38	Dec. 27	N

WYOMING (51-31-1)

1904	W	23-0	Oct. 31	A
1905	W	31-0	Oct. 7	H
1908	W	75-0	Nov. 7	H
1912	W	9-0	Oct. 5	H
1914	W	20-0	Oct. 10	H
1915	W	70-7	Oct. 9	H
1917	W	14-0	Oct. 20	H
1920	T	0-0	Nov. 20	H
1921	W	14-3	Oct. 15	H
1922	W	27-0	Oct. 25	A
1923	W	79-0	Oct. 13	H
1924	W	28-0	Nov. 15	H
1925	W	7-6	Nov. 18	A
1929	W	44-0	Nov. 16	A
1930	W	72-0	Oct. 4	H
1938	W	39-0	Nov. 19	A
1939	W	60-0	Oct. 7	H
1940	W	34-7	Nov. 9	A
1941	W	60-6	Oct. 11	H
1942	W	34-7	Nov. 14	A
1946	W	27-7	Oct. 26	H
1947	W	26-7	Oct. 25	A
1948	W	19-7	Oct. 23	N
1949	L	0-13	Oct. 22	A

1950	L	13-53	Oct. 21	H
1951	L	0-13	Oct. 27	H
1952	W	27-21	Oct. 25	A
1953	W	13-12	Oct. 24	H
1954	W	14-7	Oct. 23	A
1955	L	13-23	Oct. 22	H
1956	L	20-30	Oct. 20	A
1957	W	23-15	Oct. 26	H
1958	L	20-25	Nov. 1	A
1959	L	7-21	Oct. 24	H
1960	L	7-17	Oct. 29	A
1961	L	6-13	Oct. 28	H
1962	L	7-16	Oct. 6	A
1963	L	23-26	Oct. 26	H
1964	L	13-14	Oct. 10	A
1965	W	42-3	Oct. 9	H
1966	L	7-40	Oct. 8	A
1967	L	0-28	Oct. 14	H
1968	L	9-20	Oct. 19	A
1969	W	34-10	Nov. 8	H
1970	W	20-16	Oct. 17	A
1971	L	16-29	Oct. 30	H
1972	W	27-16	Oct. 21	A
1973	W	50-16	Oct. 13	H
1974	L	13-31	Oct. 26	A
1975	W	16-13	Oct. 11	H
1976	L	22-45	Oct. 23	A
1977	W	23-13	Oct. 8	H
1978	L	21-34	Oct. 21	A
1979	W	24-14	Oct. 13	H
1980	L	21-24	Oct. 18	A
1981	W	30-27	Nov. 14	H
1982	L	13-16	Oct. 23	A
1983	W	69-14	Oct. 15	H
1984	L	14-21	Sep. 29	A
1985	W	37-20	Oct. 4	H
1986	L	14-38	Oct. 11	A
1987	L	7-31	Nov. 14	H
1988	L	18-61	Oct. 22	A
1989	L	24-45	Oct. 14	A
1990	L	10-28	Sep. 29	H
1991	W	57-42	Oct. 12	A
1992	W	38-7	Nov. 14	H
1993	L	12-28	Sep. 25	A
1994	W	41-7	Sep. 24	H
1995	W	30-24	Nov. 4	A
1998	L	24-27	Oct. 3	A
1999	L	29-43	Nov. 6	H
2000	W	34-0	Nov. 11	A
2001	W	35-0	Oct. 20	H
2002	W	23-18	Nov. 16	A
2003	W	47-17	Nov. 15	H
2004	W	45-28	Nov. 13	A
2005	W	43-13	Nov. 5	H
2006	L	15-31	Oct. 14	A
2007	W	50-0	Nov. 10	H
2008	W	40-7	Oct. 11	A
2009	W	22-10	Oct. 31	H
2010	W	30-6	Oct. 16	A

INFORMATION

HERES UTAH

2020 OUTLOOK

PLAYER BIOS

COACHES & STAFF

SERIES HISTORY

2019 IN REVIEW

BOWL HISTORY

RECORD BOOK



Pac-12 Conference Series Summaries

INFORMATION

HERE'S UTAH

2020 OUTLOOK

PLAYER BIOS

COACHES & STAFF

SERIES HISTORY

2019 IN REVIEW

BOWL HISTORY

RECORD BOOK

ARIZONA

Series Record	Utah leads 24-19-2
In Salt Lake City	12-9
In Tucson	11-10-2
Neutral Site	1-0
First Game	1924 (Utah 32-7)
Last Game	2019 (Utah 35-7)
Last Utah Win	2019 (35-7)
Last Arizona Win	2015 (37-30, 20T)

ARIZONA STATE

Series Record	ASU leads 22-9
In Salt Lake City	5-7
In Tempe	4-15
Neutral Site	0-0
First Game	1961 (Utah 28-26)
Last Game	2019 (Utah 21-3)
Last Utah Win	2019 (21-3)
Last ASU Win	2018 (38-20)

CALIFORNIA

Series Record	Tied 6-6
In Salt Lake City	4-1
In Berkeley	1-5
Neutral Site	1-0
First Game	1920 (California 63-0)
Last Game	2019 (Utah 35-0)
Last Utah Win	2019 (35-0)
Last California Win	2016 (28-23)

COLORADO

Series Record	Colorado leads 32-31-3
In Salt Lake City	18-14-2
In Boulder	13-16-1
Neutral Site	0-2
First Game	1903 (Colorado 22-0)
Last Game	2019 (Utah 45-15)
Last Utah Win	2019 (45-15)
Last CU Win	2016 (27-22)

USC

Series Record	USC leads 12-6
In Salt Lake City	4-2
In Los Angeles	1-9
Neutral Site	1-1
First Game	1915 (Utah 20-13)
Last Game	2018 (Utah 41-28)
Last Utah Win	2018 (41-28)
Last USC Win	2019 (30-23)

UCLA

Series Record	UCLA leads 11-7
In Salt Lake City	4-5
In Los Angeles	3-6
Neutral Site	0-0
First Game	1933 (UCLA 21-0)
Last Game	2019 (Utah 49-3)
Last Utah Win	2019 (49-3)
Last UCLA Win	2015 (17-9)

OREGON

Series Record	23-10
In Salt Lake City	5-10
In Eugene	5-12
Neutral Site	0-1
First Game	1933 (Oregon 26-7)
Last Game	2019 (Oregon 37-15)
Last Utah Win	2018 (32-25)
Last Oregon Win	2019 (37-15)

OREGON STATE

Series Record	OSU leads 11-10-1
In Salt Lake City	5-5
In Corvallis	4-5-1
Neutral Site	1-1
First Game	1931 (OSU 12-0)
Last Game	2019 (Utah 52-7)
Last Utah Win	2019 (52-7)
Last OSU Win	2013 (51-48, 0T)

STANFORD

Series Record	5-4
In Salt Lake City	1-3
In Palo Alto	4-0
Neutral Site	0-1
First Game	1902 (Stanford 35-11)
Last Game	2018 (Utah 40-21)
Last Utah Win	2018 (40-21)
Last Stanford Win	2017 (23-20)

WASHINGTON

Series Record	Washington leads 12-2
In Salt Lake City	0-3
In Seattle	2-8
Neutral Site	0-1
First Game	1931 (Washington 7-6)
Last Game	2019 (Utah 33-28)
Last Utah Win	2019 (33-28)
Last Washington Win	2018 (10-3)

WASHINGTON STATE

Series Record	WSU leads 9-8
In Salt Lake City	4-5
In Pullman	4-3
Neutral Site	0-1
First Game	1966 (Utah 26-15)
Last Game	2019 (Utah 38-13)
Last Utah Win	2019 (38-13)
Last WSU Win	2018 (28-24)



Louie Sakoda booted a 37-yard field goal as time expired to give Utah a 31-28 win over Oregon State on Oct. 2, 2008 to keep Utah on the path to an undefeated season and a Sugar Bowl berth.



Bradlee Anae became the seventh player in school history to earn Consensus First-Team All-America honors in 2019.

2019 IN REVIEW



2019 Honors

INFORMATION

HERE'S UTAH

2020 OUTLOOK

PLAYER BIOS

COACHES & STAFF

SERIES HISTORY

2019 IN REVIEW

BOWL HISTORY

RECORD BOOK



Bradlee Anae

ALL-AMERICA

Bradlee Anae, DE (consensus)

- AFCA (first team)
- Bleacher Report (first team)
- ESPN (first team)
- FWAA (first team)
- Sporting News (first team)
- Sports Illustrated (first team)
- USA Today (first team)
- Walter Camp (first team)
- The Athletic (second team)
- CBS Sports (second team)
- Associated Press (third team)

Jaylon Johnson, CB

- Associated Press (second team)
- Sports Illustrated (second team)
- USA Today (second team)
- Walter Camp (second team)
- Pro Football Focus (third team)

Leki Fotu, DT

- FWAA (second team)
- Walter Camp (second team)
- Associated Press (third team)

Julian Blackmon, S

- The Athletic (first team)
- Pro Football Focus (first team)
- Sports Illustrated (first team)
- AFCA (second team)
- Associated Press (second team)
- USA Today (second team)

Zack Moss, RB

- Pro Football Focus (first team)
- CBS Sports (second team)
- FWAA (second team)
- Associated Press (third team)

Tyler Huntley, QB

Pro Football Focus (third team)

Brant Kuithe, TE

Pro Football Focus (third team)

PAC-12 ALL-CONFERENCE

First Team Offense

- Tyler Huntley, QB
- Zack Moss, RB
- Darrin Paulo, OL

First Team Defense

- Bradlee Anae, DE
- Leki Fotu, DT
- Julian Blackmon, S
- Jaylon Johnson, CB
- Francis Bernard, LB

Second Team Offense

- Brant Kuithe, TE

Second Team Defense

- John Penisini, DT

Honorable Mention

- Terrell Burgess, S
- Nick Ford, OL
- Javelin Guidry, NB
- Devin Lloyd, LB
- Simi Moala, OL
- Mika Tafua, DE
- Orlando Umana, OL

Pac-12 Offensive Player of the Year

- Zack Moss, RB



Zack Moss

Pac-12 Coach of the Year

Kyle Whittingham

Defensive Morris Trophy

Bradlee Anae, DE

AP PAC-12 ALL-CONFERENCE

First Team Offense

- Tyler Huntley, QB
- Zack Moss, RB

First Team Defense

- Bradlee Anae, DE
- Leki Fotu, DT
- John Penisini, DT
- Jaylon Johnson, CB
- Julian Blackmon, S
- Terrell Burgess, S

Second Team Offense

- Brant Kuithe, TE

Second Team Defense

- Francis Bernard, LB

AP Pac-12 Co-Offensive Players of the Year

- Tyler Huntley, QB
- Zack Moss, QB

NATIONAL AWARDS LISTS

Bradlee Anae, DE

- Bednarik Award (Semifinalist)
- Polynesian Player of the Year (Finalist)
- Ted Hendricks Award (Finalist)
- Lombardi Award (Semifinalist)

Tyler Huntley, QB

- Walter Camp Player of the Year (Semifinalist)
- Johnny Unitas Golden Arm Award (Finalist)
- Manning Award (Finalist)
- Davey O'Brien Award (Semifinalist)
- Lombardi Award (Semifinalist)

Zack Moss, RB

- Maxwell Award (Semifinalist)
- Doak Walker Award (Semifinalist)

Leki Fotu, DT

- Witten Award (Semifinalist)



Tyler Huntley

Paul Toala, OL

Burlsworth Award (Semifinalist)

Julian Blackmon, S

Polynesian Player of the Year (Finalist)

Kyle Whittingham, Head Coach

- AFCA Regional Coach of the Year (Winner)
- Dodd Trophy (Winner)
- AFCA National Coach of the Year (Finalist)
- Bear Bryant Award (Finalist)
- George Munger Award (Semifinalist)

Morgan Scalley, Defensive Coordinator

- Broyles Award (Finalist)
- Senior Bowl Invites

Reese's Senior Bowl Invitees

- Zack Moss, RB
- Julian Blackmon, S
- Leki Fotu, DT
- Bradlee Anae, DE
- Terrell Burgess, S
- Francis Bernard, LB

East-West Shrine Game

- Tyler Huntley, QB
- Darrin Paulo, OL
- John Penisini, DT

2019 Summary



WEEKS IN THE POLLS

Date	AP	Coaches	CFP	Opponent (AP rank)	Result	Site
Preseason	14	15		BYU	W, 30-12	A
9-3	13	15		Northern Illinois	W, 35-17	H
9-8	11	12		Idaho State	W, 31-0	H
9-15	10	11		USC	L, 30-23	A
9-22	19	19		Washington State	W, 38-13	H
9-29	17	17		No Game		
10-6	15	15		Oregon State	W, 52-7	A
10-13	13	14		Arizona State (17)	W, 21-3	H
10-20	12	12		California	W, 35-0	H
10-27	9	10		Washington	W, 33-28	A
11-3	8	9	8	- No Game -		
11-10	8	9	7	UCLA	W, 49-3	H
11-17	7	8	7	Arizona	W, 35-7	A
11-24	6	6	6	Colorado	W, 45-15	H
12-1	5	5	5	Oregon (13)	L, 37-15	N
12-8	12	10	11	Texas	L, 38-10	N
1-13-20	16	16		- Final Rank -		

PAC-12 STANDINGS

North	Pac-12	Overall	South	Pac-12	Overall
(5) Oregon	8-1	12-2	(16) Utah	8-1	11-3
California	4-5	8-5	USC	7-2	8-5
Washington	4-5	8-5	Arizona State	4-5	8-5
Oregon State	4-5	5-7	UCLA	4-5	4-8
Washington State	3-6	6-7	Colorado	3-6	5-7
Stanford	3-6	4-8	Arizona	2-7	4-8



Utah's final ranking of No. 16 in 2019 is the highest for the Utes in the Pac-12 era (2011-present) and the fourth-highest ever. The last time the Utes were ranked higher was at No. 2 in 2008.

TEAM STATISTICAL RANKINGS

Category	FBS Rank	Pac-12	Value
3rd Down Conversion %	17th	1st	0.463
3rd Down Conversion % Defense	9th	1st	0.301
4th Down Conversion %	94th	10th	0.440
4th Down Conversion % Defense	82nd	7th	0.545
Completion %	2nd	1st	0.726
Defensive TDs	3rd	1st	5
Fewest Penalties	121st	12th	103
Fewest Penalties Per Game	116th	12th	7.36
Fewest Penalty Yards Per Game	103rd	9th	61.57
First Downs Defense	6th	1st	208
First Downs Offense	24th	3rd	301
Fumbles Recovered	59th	5th	8
Kickoff Return Defense	31st	1st	19.09
Kickoff Returns	111th	12th	17.60
Net Punting	115th	11th	36.11
Passes Had Intercepted	4th	1st	4
Passes Intercepted	17th	2nd	14
Passing Offense	69th	11th	227.6
Passing Yards Allowed	13th	1st	187.4
Passing Yards Per Completion	24th	2nd	13.68
Punt Return Defense	115th	10th	12.27
Punts Returns	44th	7th	9.58
Red Zone Defense	15th	1st	0.742
Red Zone Offense	57th	8th	0.855
Rushing Defense	3rd	1st	81.8
Rushing Offense	32nd	1st	201.4
Sacks Allowed	54th	5th	1.86
Scoring Defense	6th	1st	15.0
Scoring Offense	38th	4th	32.3
Tackles For Loss Allowed	80th	9th	6.14
Team Passing Efficiency	8th	1st	174.05
Team Passing Efficiency Defense	10th	1st	112.89
Team Sacks	53rd	5th	2.36
Team Tackles For Loss	72nd	6th	5.8
Time of Possession	3rd	1st	34:19
Total Defense	2nd	1st	269.2
Total Offense	48th	5th	429.0
Turnover Margin	17th	4th	0.64
Turnovers Gained	23rd	3rd	22
Turnovers Lost	14th	3rd	13
Winning %	17th	2nd	0.786

INDIVIDUAL STATISTICAL RANKINGS

Stat	Player	Rank (Value)
All-Purpose	Zack Moss	14th (138.7)
Completion %	Tyler Huntley	2nd (73.1)
Fumbles Recovered	Mika Tafua	2nd (4)
	Terrell Burgess	27th (2)
INT Per Game	Julian Blackmon	32nd (0.3)
Pass Efficiency	Tyler Huntley	5th (177.6)
Pasing Yds	Tyler Huntley	30th (3,092)
Pass Yds/Comp.	Tyler Huntley	17th (14.1)
Punt Return TD	Demari Simpkins	3rd (1)
Rush Yds/Carry	Zack Moss	22nd (6.0)
Rush Yds	Zack Moss	14th (1,416)
Rush TD	Zack Moss	13th (15)
Rush Yds/Game	Zack Moss	12th (108.9)
Sacks/Game	Bradlee Anae	8th (0.93)
Scoring/Game	Zack Moss	45th (7.8)
Total INT	Julian Blackmon	17th (4)
Total Pts Scored	Zack Moss	42nd (102)
Total TD	Zack Moss	15th (17)
Yds Per Pass Att.	Tyler Huntley	3rd (10.27)
Yds Per Rec.	Brant Kuithe	38th (17.7)



2019 Statistics

TEAM STATISTICS

Category	UTAH	OPP
SCORING	452	210
Points Per Game	32.3	15.0
Points Off Turnovers	95	17
FIRST DOWNS	301	208
Rushing	147	71
Passing	125	116
Penalty	29	21
RUSHING YARDAGE	2819	1145
Yards gained rushing	3142	1584
Yards lost rushing	323	439
Rushing Attempts	591	377
Average Per Rush	4.8	3.0
Average Per Game	201.4	81.8
TDs Rushing	34	9
PASSING YARDAGE	3187	2624
Comp-Att-Int	233-321-4	247-436-14
Average Per Pass	9.9	6.0
Average Per Catch	13.7	10.6
Average Per Game	227.6	187.4
TDs Passing	20	16
TOTAL OFFENSE	6006	3769
Total Plays	912	813
Average Per Play	6.6	4.6
Average Per Game	429.0	269.2
KICK RETURNS: #-Yards	10-176	33-630
PUNT RETURNS: #-Yards	26-249	11-135
INT RETURNS: #-Yards	14-273	4-25
KICK RETURN AVERAGE	17.6	19.1
PUNT RETURN AVERAGE	9.6	12.3
INT RETURN AVERAGE	19.5	6.2
FUMBLES-LOST	13-9	18-8
PENALTIES-Yards	103-862	85-727
Average Per Game	61.6	51.9
PUNTS-Yards	45-1800	77-3393
Average Per Punt	40.0	44.1
Net punt average	36.1	39.8
KICKOFFS-Yards	85-5134	49-2976
Average Per Kick	60.4	60.7
Net kick average	40.9	39.3
TIME OF POSSESSION/Game	34:20	25:40
3RD-DOWN Conversions	81/175	53/176
3rd-Down Pct	46%	30%
4TH-DOWN Conversions	11/25	12/22
4th-Down Pct	44%	55%
SACKS BY-Yards	33-240	27-158
MISC YARDS	0	0
TOUCHDOWNS SCORED	60	25
FIELD GOALS-ATTEMPTS	11-15	11-15
ON-SIDE KICKS	0-0	0-1
RED-ZONE SCORES	(47-55) 85%	(23-31) 74%
RED-ZONE TOUCHDOWNS	(37-55) 67%	(14-31) 45%
PAT-ATTEMPTS	(57-58) 98%	(23-23) 100%
ATTENDANCE	325237	254336
Games/Avg Per Game	7/46462	5/50867
Neutral Site Games		2/49413

SCORE BY QUARTERS

Quarter	1st	2nd	3rd	4th	Total
UTAH	83	151	118	100	452
Opponents	58	46	34	72	210

2019 RESULTS (11-3, 8-1 Pac-12)

Date	Opponent	Result	Attend.	TV
Aug. 29	at BYU	W, 30-12	61,626	ESPN
Sept. 7	Northern Illinois	W, 35-17	45,919	P12N
Sept. 14	Idaho State	W, 31-0	45,989	P12N
Sept. 20	at USC	L, 30-23	55,719	FS1
Sept. 28	Washington State (HC)	W, 38-13	46,115	FS1
Oct. 12	at Oregon State	W, 52-7	31,730	P12N
Oct. 19	#17 Arizona State	W, 21-3	46,402	P12N
Oct. 26	California	W, 35-0	46,626	FS1
Nov. 2	at Washington	W, 33-28	69,270	FOX
Nov. 16	UCLA	W, 49-3	47,307	FOX
Nov. 23	at Arizona	W, 35-7	35,991	FS1
Nov. 30	Colorado	W, 45-15	46,879	ABC
Dec. 6	vs. #13 Oregon %	L, 37-15	38,679	ABC
Dec. 31	vs. Texas \$	L, 38-10	60,147	ESPN

*Pac-12 game HC-Homecoming % Pac-12 Championship \$ Valero Alamo Bowl

PASSING

Player	G	Effic	Cmp-Att-Int	Pct	Yds	TD	Lng	Avg/G
Huntley, Tyler	14	17755	220-301-4	73.1	3092	19	83	220.9
Shelley, Jason	10	11738	6-11-0	54.5	43	1	10	4.3
Lisk, Drew	4	126.31	7-9-0	77.8	52	0	14	13.0
Total	14	174.05	233-321-4	72.6	3187	20	83	227.6
Opponents	14	112.89	247-436-14	56.7	2624	16	77	187.4

RUSHING

Player	GP	Att	Gain	Loss	Net	Avg	TD	Long	Avg/G
Moss, Zack	13	235	1478	62	1416	6.0	15	91	108.9
Huntley, Tyler	14	104	444	154	290	2.8	5	26	20.7
Brumfield, Devin	14	59	273	10	263	4.5	2	30	18.8
Wilmore, Jordan	12	49	209	15	194	4.0	1	23	16.2
Henry-Cole, Devonta'e	12	34	191	3	188	5.5	2	27	15.7
Dixon, Jaylen	14	18	117	6	111	6.2	2	15	7.9
Kuithe, Brant	14	6	102	0	102	17.0	3	44	7.3
Vickers, Derrick	14	20	102	8	94	4.7	1	12	6.7
Green, TJ	13	23	83	15	68	3.0	1	17	5.2
Simpkins, Demari	14	8	45	2	43	5.4	1	13	3.1
Shelley, Jason	10	19	64	33	31	1.6	1	17	3.1
Covey, Britain	4	3	22	0	22	7.3	0	9	5.5
Lisk, Drew	4	2	6	0	6	3.0	0	4	1.5
Total	14	591	3142	323	2819	4.8	34	91	201.4
Opponents	14	377	1584	439	1145	3.0	9	70	81.8

RECEIVING

Player	G	No.	Yds	Avg	TD	Long	Avg/G
Kuithe, Brant	14	34	602	17.7	6	69	43.0
Simpkins, Demari	14	32	352	11.0	2	54	25.1
Moss, Zack	13	28	388	13.9	2	69	29.8
Dixon, Jaylen	14	24	343	14.3	1	41	24.5
Vickers, Derrick	14	19	202	10.6	0	26	14.4
Thompson, Bryan	12	18	461	25.6	3	82	38.4
Nacua, Samson	14	18	330	18.3	4	83	23.6
Fotheringham, Cole	14	16	156	9.8	1	16	11.1
Enis, Solomon	14	14	158	11.3	0	41	11.3
Covey, Britain	4	10	77	7.7	0	21	19.2
Brumfield, Devin	14	9	41	4.6	0	13	2.9
Henry-Cole, Devonta'e	12	3	23	7.7	1	11	1.9
Wilmore, Jordan	12	2	13	6.5	0	7	1.1
Theford, Hunter	14	2	12	6.0	0	11	0.9
Perriman, Terrell	10	2	9	4.5	0	7	0.9
Total	14	233	3187	13.7	20	83	227.6
Opponents	14	247	2624	10.6	16	77	187.4

INFORMATION
 HERE'S UTAH
 2020 OUTLOOK
 PLAYER BIOS
 COACHES & STAFF
 SERIES HISTORY
 2019 IN REVIEW
 BOWL HISTORY
 RECORD BOOK

2019 Statistics



TOTAL OFFENSE

Player	G	Plays	Rush	Pass	Total	Avg/G
Huntley, Tyler	14	405	290	3092	3382	241.6
Moss, Zack	13	235	1416	0	1416	108.9
Brumfield, Devin	14	59	263	0	263	18.8
Wilmore, Jordan	12	49	194	0	194	16.2
Henry-Cole, Devonta'e	12	34	188	0	188	15.7
Dixon, Jaylen	14	18	111	0	111	7.9
Kuithe, Brant	14	6	102	0	102	7.3
Vickers, Derrick	14	20	94	0	94	6.7
Shelley, Jason	10	30	31	43	74	7.4
Green, TJ	13	23	68	0	68	5.2
Lisk, Drew	4	11	6	52	58	14.5
Simpkins, Demari	14	8	43	0	43	3.1
Covey, Britain	4	3	22	0	22	5.5
Perriman, Terrell	10	1	5	0	5	0.5
Enis, Solomon	14	1	1	0	1	0.1
Lennon, Ben	14	1	-2	0	-2	-0.1
TEAM	8	8	-13	0	-13	-1.6
Total	14	912	2819	3187	6006	429.0
Opponents	14	813	1145	2624	3769	269.2

FIELD GOALS

Player	FGM-FGA	Pct	01-19	20-29	30-39	40-49	50-99	Lg	Blk
Strauch, Andrew	1-2	50.0	0-0	0-1	0-0	1-1	0-0	41	0
Redding, Jadon	10-13	76.9	0-0	3-3	6-8	1-2	0-0	42	0

FG SEQUENCE

Team	Utah	Opponents
BYU	(41),25	(32),(37)
Northern Illinois	-	(46)
Idaho State	(35)	-
USC	41,(38),(24),(38)	-
Washington State	33,(28)	(51),(24)
Oregon State	(42)	44,42
Arizona State	-	(40),42
California	32	-
Washington	(31),(32)	-
UCLA	-	(43),42
Arizona	-	-
Colorado	(23)	-
OREGON	-	(23),(30),(25)
Texas	(32)	(29)

Numbers in (parentheses) indicate field goal was made.

PUNTING

Player	No.	Yds	Avg	Long	TB	FC	I20	50+	Blkd
Lennon, Ben	44	1800	40.9	62	2	21	20	3	1
TEAM	1	0	0.0	0	0	0	0	0	0
Total	45	1800	40.0	62	2	21	20	3	1
Opponents	77	3393	44.1	62	4	31	21	17	0

KICKOFFS

Player	No.	Yds	Avg	TB	OB	Retn	Net	YdLn
Strauch, Andrew	85	5134	60.4	41	1			
Total	85	5134	60.4	41	1	630	40.9	24
Opponents	49	2976	60.7	35	0	176	39.3	25

ALL PURPOSE

Player	G	Rush	Rec	PR	KOR	IR	Tot	Avg/G
Moss, Zack	13	1416	388	0	0	0	1804	138.8
Kuithe, Brant	14	102	602	0	0	0	704	50.3
Simpkins, Demari	14	43	352	145	0	0	540	38.6
Thompson, Bryan	12	0	461	0	0	0	461	38.4
Dixon, Jaylen	14	111	343	0	0	0	454	32.4
Vickers, Derrick	14	94	202	0	118	0	414	29.6
Nacua, Samson	14	0	330	0	0	0	330	23.6
Brumfield, Devin	14	263	41	0	0	0	304	21.7
Huntley, Tyler	14	290	0	0	0	0	290	20.7
Covey, Britain	4	22	77	69	52	0	220	55.0
Henry-Cole, Devonta'e	12	188	23	0	0	0	211	17.6
Wilmore, Jordan	12	194	13	0	0	0	207	17.2
Enis, Solomon	14	1	158	0	0	0	159	11.4
Fotheringham, Cole	14	0	156	0	0	0	156	11.1
Bernard, Francis	14	0	0	0	0	80	80	5.7
Blackmon, Julian	12	0	0	35	0	39	74	6.2
Green, TJ	13	68	0	0	0	0	68	5.2
Lloyd, Devin	14	0	0	0	0	64	64	4.6
Johnson, Jaylon	13	0	0	0	0	39	39	3.0
Shelley, Jason	10	31	0	0	0	0	31	3.1
Burgess, Terrell	14	0	0	0	0	29	29	2.1
Perriman, Terrell	10	5	9	0	0	0	14	1.4
Theford, Hunter	14	0	12	0	0	0	12	0.9
Niumatalolo, Ali'i	11	0	10	0	0	0	10	0.9
Banton, Donte	11	0	10	0	0	0	10	0.9
Tonga, Pita	10	0	0	0	0	8	8	0.8
Lewis, Tareke	14	0	0	0	0	7	7	0.5
Broughton, JaTravis	14	0	0	0	0	7	7	0.5
Lisk, Drew	4	6	0	0	0	0	6	1.5
Lund, Sione	13	0	0	0	6	0	6	0.5
Lennon, Ben	14	-2	0	0	0	0	-2	-0.1
Total	14	2819	3187	249	176	273	6704	478.9
Opponents	14	1145	2624	135	630	25	4559	325.6

SCORING

Player	TD	FGs	PATs						Points
			Kick	Rush	Rcv	Pass	DXP	Saf	
Moss, Zack	17	0-0	0-0	0-0	0	0-0	0	0	102
Redding, Jadon	0	10-13	56-56	0-0	0	0-0	0	0	86
Kuithe, Brant	9	0-0	0-0	0-0	0	0-0	0	0	54
Huntley, Tyler	5	0-0	0-0	0-0	0	1-2	0	0	30
Nacua, Samson	4	0-0	0-0	0-0	1	0-0	0	0	26
Simpkins, Demari	4	0-0	0-0	0-0	0	0-0	0	0	24
Henry-Cole, Devonta'e	3	0-0	0-0	0-0	0	0-0	0	0	18
Thompson, Bryan	3	0-0	0-0	0-0	0	0-0	0	0	18
Dixon, Jaylen	3	0-0	0-0	0-0	0	0-0	0	0	18
Brumfield, Devin	2	0-0	0-0	0-0	0	0-0	0	0	12
Vickers, Derrick	1	0-0	0-0	0-0	0	0-0	0	0	6
Green, TJ	1	0-0	0-0	0-0	0	0-0	0	0	6
Shelley, Jason	1	0-0	0-0	0-0	0	0-0	0	0	6
Wilmore, Jordan	1	0-0	0-0	0-0	0	0-0	0	0	6
Fotheringham, Cole	1	0-0	0-0	0-0	0	0-0	0	0	6
Lloyd, Devin	1	0-0	0-0	0-0	0	0-0	0	0	6
Bernard, Francis	1	0-0	0-0	0-0	0	0-0	0	0	6
Johnson, Jaylon	1	0-0	0-0	0-0	0	0-0	0	0	6
Blackmon, Julian	1	0-0	0-0	0-0	0	0-0	0	0	6
Tafua, Mika	1	0-0	0-0	0-0	0	0-0	0	0	6
Strauch, Andrew	0	1-2	1-2	0-0	0	0-0	0	0	4
Total	60	11-15	57-58	0-0	1	1-2	0	0	452
Opponents	25	11-15	23-23	0-1	1	1-1	0	1	210

INFORMATION

HERES UTAH

2020 OUTLOOK

PLAYER BIOS

COACHES & STAFF

SERIES HISTORY

2019 IN REVIEW

BOWL HISTORY

RECORD BOOK



2019 Statistics

INFORMATION

HERE'S UTAH

2020 OUTLOOK

PLAYER BIOS

COACHES & STAFF

SERIES HISTORY

2019 IN REVIEW

BOWL HISTORY

RECORD BOOK

KICK RETURNS

Player	No.	Yds	Avg	TD	Long
Vickers, Derrick	5	118	23.6	0	38
Covey, Britain	3	52	17.3	0	23
Lund, Sione	1	6	6.0	0	6
Nurse, Josh	1	0	0.0	0	0
Total	10	176	17.6	0	38
Opponents	33	630	19.1	0	33

PUNT RETURNS

Player	No.	Yds	Avg	TD	Long
Simpkins, Demari	16	145	9.1	1	66
Covey, Britain	9	69	7.7	0	40
Blackmon, Julian	1	35	35.0	0	35
Total	26	249	9.6	1	66
Opponents	11	135	12.3	0	71

INTERCEPTION RETURNS

Player	No.	Yds	Avg	TD	Long
Blackmon, Julian	4	39	9.8	1	39
Johnson, Jaylon	2	39	19.5	1	39
Bernard, Francis	2	80	40.0	1	58
Burgess, Terrell	1	29	29.0	0	29
Lewis, Tareke	1	7	7.0	0	7
Guidry, Javelin	1	0	0.0	0	0
Tonga, Pita	1	8	8.0	0	8
Lloyd, Devin	1	64	64.0	1	64
Broughton, JaTravis	1	7	7.0	0	7
Total	14	273	19.5	4	64
Opponents	4	25	6.2	0	21

FUMBLE RETURNS

Player	No.	Yds	Avg	TD	Long
Tafua, Mika	1	68	68.0	1	68
Burgess, Terrell	1	5	5.0	0	5
Total	2	73	36.5	1	68
Opponents	1	18	18.0	0	18

DEFENSIVE LEADERS

Player	GP	Tackles			TFL/Yds	Sacks		Pass Def		QBH	Fumbles		Blkd Kick	Saf
		Solo	Ast	Total		No-Yards	Int-Yds	BrUp	Rcv-Yds		FF			
20 Lloyd, Devin	14	48	43	91	11.0-55	6.5-41	1-64	2	
13 Bernard, Francis	14	45	40	85	7.5-17	.	2-80	1	1	.	1	.	.	
26 Burgess, Terrell	14	50	31	81	7.5-30	0.5-4	1-29	5	1	2-5	.	.	.	
23 Blackmon, Julian	12	41	19	60	4.0-26	1.5-22	4-39	4	.	.	2	.	.	
28 Guidry, Javelin	14	36	12	48	.	.	1-0	6	1	
42 Tafua, Mika	14	19	28	47	8.5-25	3.0-14	.	2	2	4-68	.	.	.	
6 Anae, Bradlee	14	30	11	41	14.0-92	13.0-91	.	1	.	.	1	.	.	
52 Penisini, John	14	9	29	38	7.0-21	2.0-13	.	1	.	.	2	.	.	
1 Johnson, Jaylon	13	34	2	36	1.0-1	.	2-39	11	
99 Fotu, Leki	13	10	19	29	9.0-52	1.5-15	.	2	2	.	1	.	.	
14 Nurse, Josh	14	23	4	27	2.0-11	1.0-8	.	6	.	1-0	1	.	.	
10 Hubert, R.J.	13	15	7	22	.	.	.	1	.	.	1	.	.	
92 Tupai, Max	14	10	11	21	3.5-11	1.0-8	.	1	
5 Lewis, Tareke	14	11	5	16	.	.	1-7	7	
98 Moala, Viane	14	4	10	14	1.0-5	1.0-5	.	1	
29 Sewell, Nephi	3	8	6	14	0.5-0	.	.	.	1	
22 Davis, Vonte	14	7	4	11	0.5-0	
31 Broughton, JaTravis	14	7	1	8	.	.	1-7	
41 Pututau, Hauati	14	2	5	7	.	.	.	3	3	
24 Lund, Sione	13	2	4	6	1.0-1	
55 Mata'afa, Andrew	7	3	2	5	.	.	.	1	
15 Mataele, Malone	8	4	.	4	
49 Tonga, Pita	10	2	2	4	.	.	1-8	
2B Enis, Solomon	14	3	1	4	
9 Carlson, Trennan	7	1	2	3	
8 Boyd, Bronson	14	2	1	3	1-0	.	.	.	
5U Umana, Orlando	12	2	.	2	
87 Yassmin, Thomas	11	2	.	2	
6A Brumfield, Devin	14	1	1	2	
54 Maile, Paul	8	.	2	2	
46 Suguturaga, Miki	2	1	.	1	
50 Pututau, Fua	1	1	.	1	1.0-3	
86 Vele, Devaughn	4	.	1	1	
4B Furey, Hayden	5	1	.	1	
5B Shelley, Jason	10	.	1	1	
3 Simpkins, Demari	14	1	.	1	
85 Thedford, Hunter	14	1	.	1	
9S Markgraf, Keegan	14	1	.	1	
30 Santiago, Keala	9	1	.	1	
34 Bernard, Micah	4	1	.	1	
95 Haynes, Malik	2	1	.	1	
TEAM	8	2	.	2	2.0-19	2.0-19	1	.	.	
Total	14	442	304	746	81-369	33-240	14-273	55	11	8-73	10	.	.	
Opponents	14	510	512	1022	86.0-314	27-158	4-25	26	5	9-18	10	2	1	

2019 Statistics



GAME-BY-GAME COMPARISON

Opponent	Score	First Downs			Rushing		Passing		Total Offense Plays-Yards	Return Yards	Turn- overs
		Total	Rush	Pass	Pen	Number-Yards	Comp-Att-Int	Yards			
BYU	30-12	21 / 14	16 / 5	2 / 9	3 / 0	48-262 / 22-92	13-16-0 / 21-33-2	106 / 208	64-368 / 55-300	143 / 32	0 / 3
Northern Illinois	35-17	19 / 14	10 / 4	8 / 10	1 / 0	37-193 / 25-67	14-19-0 / 21-31-1	214 / 235	56-407 / 56-302	38 / 0	0 / 1
Idaho State	31-0	22 / 9	10 / 3	12 / 3	0 / 3	36-223 / 25-36	21-26-0 / 10-23-1	320 / 80	62-543 / 48-116	35 / 2	1 / 1
USC	23-30	27 / 16	12 / 2	9 / 12	6 / 2	49-247 / 22-13	22-30-0 / 23-32-1	210 / 368	79-457 / 54-381	44 / 135	1 / 2
Washington State	38-13	29 / 18	13 / 2	14 / 14	2 / 2	41-192 / 14-61	21-30-0 / 30-49-2	334 / 252	71-526 / 63-313	22 / 72	0 / 2
Oregon State	52-7	24 / 16	12 / 4	11 / 10	1 / 2	42-256 / 22-48	14-18-0 / 22-42-1	247 / 169	60-503 / 64-217	90 / 94	1 / 1
Arizona State	21-3	20 / 8	7 / 5	8 / 1	5 / 2	43-151 / 33-111	14-24-1 / 4-18-1	191 / 25	67-342 / 51-136	21 / 103	4 / 2
California	35-0	23 / 6	12 / 4	11 / 1	0 / 1	50-231 / 21-23	15-22-0 / 9-22-0	242 / 60	72-473 / 43-83	8 / 0	0 / 0
Washington	33-28	19 / 21	8 / 4	10 / 16	1 / 1	44-115 / 22-53	19-24-0 / 29-52-2	284 / 316	68-399 / 74-369	56 / 40	2 / 3
UCLA	49-3	19 / 18	8 / 7	10 / 11	1 / 0	38-201 / 37-50	14-19-0 / 20-36-2	335 / 219	57-536 / 73-269	81 / 15	1 / 5
Arizona	35-7	28 / 11	14 / 4	10 / 6	4 / 1	50-297 / 25-61	20-24-1 / 14-27-0	220 / 135	74-517 / 52-196	56 / 73	1 / 0
Colorado	45-15	17 / 16	10 / 5	7 / 10	0 / 1	41-207 / 31-60	14-17-0 / 17-26-0	165 / 157	58-372 / 57-217	119 / 64	0 / 1
Oregon	15-37	18 / 19	7 / 10	8 / 7	3 / 2	35-116 / 41-239	17-29-2 / 14-26-0	193 / 193	64-309 / 67-432	57 / 54	2 / 0
Texas	10-38	15 / 22	8 / 12	5 / 6	2 / 4	37-128 / 37-231	15-23-0 / 13-19-1	126 / 207	60-254 / 56-438	1 / 124	0 / 1
Totals	452-210	301 / 208	147 / 71	125 / 116	29 / 21	591-2819 / 377-1145	233-321-4 / 247-436-14	3187 / 2624	912-6006 / 813-3769	771 / 808	13 / 22

Opponent	3rd Down		4th Down		Time of Possession		TOP Margin		Avg Yds/Rush		Avg Yds/Pass		Avg Yds/Play		Punting		Penalties		Sacks
	Conversions	Attempts	Conversions	Attempts	Team	Opponent	Team	Opponent	Yds	Attempts	Yds	Attempts	Number	Avg	Number	Yards			
BYU	3-11	6-12	1-2	0-1	35:58	24:02	11:56	-0:52	5.5 / 4.2	6.6 / 6.3	5.8 / 5.5	2-40.5	3-49.0	7-64	7-63	1 / 0			
Northern Illinois	5-11	2-12	1-2	1-2	29:34	30:26	-0:52	5.2 / 2.7	11.3 / 7.6	7.3 / 5.4	4-45.2	6-42.8	1-10	6-50	4 / 0				
Idaho State	7-13	3-12	0-1	0-0	37:10	22:50	14:20	6.2 / 1.4	12.3 / 3.5	8.8 / 2.4	3-32.0	9-40.3	11-105	1-5	2 / 0				
USC	5-13	5-10	1-2	0-0	38:12	21:48	16:24	5.0 / 0.6	7.0 / 11.5	5.8 / 7.1	2-35.0	4-42.2	16-120	11-117	1 / 2				
Washington State	6-12	3-12	2-3	1-2	34:28	25:32	8:56	4.7 / 4.4	11.1 / 5.1	7.4 / 5.0	1-40.0	2-45.5	9-87	9-66	1 / 2				
Oregon State	4-9	2-13	1-1	2-3	33:52	26:08	7:44	6.1 / 2.2	13.7 / 4.0	8.4 / 3.4	2-43.0	7-40.9	8-75	4-26	1 / 0				
Arizona State	7-14	2-13	1-1	0-1	35:18	24:42	10:36	3.5 / 3.4	8.0 / 1.4	5.1 / 2.7	5-39.8	8-48.0	5-45	12-122	3 / 2				
California	7-13	2-11	2-2	0-0	37:39	22:21	15:18	4.6 / 1.1	11.0 / 2.7	6.6 / 1.9	3-37.7	9-41.4	3-25	2-15	3 / 1				
Washington	9-16	6-16	1-1	4-5	34:34	25:26	9:08	2.6 / 2.4	11.8 / 6.1	5.9 / 5.0	4-41.2	4-48.0	3-15	6-25	2 / 3				
UCLA	6-11	10-19	1-3	0-0	29:23	30:37	-1:14	5.3 / 1.4	17.6 / 6.1	9.4 / 3.7	1-46.0	4-43.0	8-60	2-10	5 / 3				
Arizona	6-11	2-12	0-2	2-4	39:32	20:28	19:04	5.9 / 2.4	9.2 / 5.0	7.0 / 3.8	1-31.0	6-42.7	11-110	4-60	1 / 1				
Colorado	8-13	2-11	0-0	1-2	32:50	27:10	5:40	5.0 / 1.9	9.7 / 6.0	6.4 / 3.8	4-41.0	7-44.0	5-45	5-35	5 / 2				
Oregon	4-14	4-14	0-4	1-1	30:40	29:20	1:20	3.3 / 5.8	6.7 / 7.4	4.8 / 6.4	6-33.0	6-50.2	8-48	12-95	1 / 6				
Texas	4-14	4-9	0-1	0-1	31:26	28:34	2:52	3.5 / 6.2	5.5 / 10.9	4.2 / 7.8	7-47.1	2-47.0	8-53	4-38	3 / 5				
Totals	81-175	53-176	11-25	12-22	480:36	359:24	121:12	4.8 / 3.0	9.9 / 6.0	6.6 / 4.6	45-40.0	77-44.1	103-862	85-727	33 / 27				

Note: Game totals are displayed in the format TEAM/OPPONENT for each category

UTAH INSIDE OPPONENT RED-ZONE

Opponent	Score	Times In RZ		Times Scored	Pts	Total TDs	Rush TDs	Pass TDs	FGs Made
		In RZ	Scored						
at BYU	W 30-12	4	2	14	2	2	0	0	0
Northern Illinois	W 35-17	5	5	35	5	4	1	0	0
Idaho State	W 31-0	3	2	10	1	1	0	1	1
at USC	L 23-30	6	5	23	2	1	1	3	3
Washington State	W 38-13	6	5	31	4	3	1	1	1
at Oregon State	W 52-7	4	4	24	3	3	0	1	1
Arizona State	W 21-3	3	2	14	2	2	0	0	0
California	W 35-0	5	4	28	4	3	1	0	0
at Washington	W 33-28	5	5	27	3	2	1	2	2
UCLA	W 49-3	2	2	14	2	2	0	0	0
at Arizona	W 35-7	5	4	28	4	3	1	0	0
Colorado	W 45-15	5	5	31	4	3	1	1	1
Oregon	L 15-37	0	0	0	0	0	0	0	0
vs Texas	L 10-38	2	2	10	1	0	1	1	1
Totals		55	47	289	37	29	8	10	

47 of 55 (85.5%)

OPPONENTS INSIDE UTAH RED-ZONE

Opponent	Score	Times In RZ		Times Scored	Pts	Total TDs	Rush TDs	Pass TDs	FGs Made
		In RZ	Scored						
at BYU	W 30-12	3	3	12	1	1	0	2	2
Northern Illinois	W 35-17	1	1	7	1	1	0	0	0
Idaho State	W 31-0	0	0	0	0	0	0	0	0
at USC	L 23-30	2	1	7	1	1	0	0	0
Washington State	W 38-13	3	2	10	1	0	1	1	1
at Oregon State	W 52-7	2	1	7	1	0	1	0	0
Arizona State	W 21-3	1	1	3	0	0	0	1	1
California	W 35-0	0	0	0	0	0	0	0	0
at Washington	W 33-28	2	2	14	2	0	2	0	0
UCLA	W 49-3	4	1	3	0	0	0	1	1
at Arizona	W 35-7	1	1	7	1	1	0	0	0
Colorado	W 45-15	1	1	7	1	0	1	0	0
vs Oregon	L 15-37	5	4	16	1	1	0	3	3
vs Texas	L 10-38	6	5	31	4	1	3	1	1
Totals		31	23	124	14	6	8	9	

23 of 31 (74.2%)



2019 Scoring Drives

INFORMATION

HERE'S UTAH

2020 OUTLOOK

PLAYER BIOS

COACHES & STAFF

SERIES HISTORY

2019 IN REVIEW

BOWL HISTORY

RECORD BOOK

Opponent	Qtr	PI-Yd	TOP	Scoring Play
BYU	1	9-37	4:34	Strauch 41 field goal
	2	--	--	Bernard 58 interception return
	3	11-75	5:13	Dixon 2 run
	4	3-22	1:09	Moss 4 run
	4	--	--	Blackmon 39 interception return
Northern Ill.	2	5-60	1:34	Simpkins 13 run
	2	7-70	3:16	Huntley 16 run
	2	9-75	4:32	Moss 16 run
	3	6-70	2:34	Moss 5 run
	4	1-29	0:27	Dixon 14 pass from Huntley
Idaho St.	1	5-46	2:43	Redding 35 field goal
	1	8-71	4:10	Moss 1 run
	1	2-87	0:52	Thompson, B. 82 pass from Huntley
	2	5-82	2:09	Kuithe 0 pass from Huntley
	3	8-80	4:15	Thompson, B. 23 pass from Huntley
USC	1	5-75	2:18	Henry-Cole 17 run
	2	8-69	3:59	Redding 38 field goal
	3	3-7	1:25	Fotheringham 2 pass from Huntley
	4	10-62	5:09	Redding 24 field goal
	4	9-51	2:51	Redding 38 field goal
Washington St.	1	8-76	3:08	Henry-Cole 11 pass from Huntley
	2	2-75	0:26	Nacua 52 pass from Huntley
	2	10-75	3:09	Huntley 15 run
	3	14-65	7:40	Redding 28 field goal
	3	11-63	4:51	Vickers 7 run
Oregon St.	4	7-35	4:05	Huntley 3 run
	1	6-65	3:07	Kuithe 21 pass from Huntley
	1	2-90	0:34	Moss 91 run
	1	5-87	3:02	Nacua 30 pass from Huntley
	2	--	--	Lloyd 64 interception return
	2	3-39	0:51	Moss 6 run
	3	7-57	3:15	Brumfield 1 run
	3	9-61	5:29	Wilmore 7 run
4	11-50	6:46	Redding 42 field goal	

Opponent	Qtr	PI-Yd	TOP	Scoring Play
Arizona St.	2	7-60	3:28	Dixon 10 run
	2	12-73	5:39	Moss 1 run
	4	1-32	0:09	Moss 32 run
California	1	7-99	3:45	Moss 4 run
	2	10-90	4:32	Thompson, B. 40 pass from Huntley
	2	13-72	6:26	Shelley 1 run
	2	11-76	3:18	Kuithe 1 pass from Shelley
	3	4-50	2:00	Moss 10 run
	Washington	2	4-2	1:41
	2	12-75	6:06	Moss 9 pass from Huntley
	2	8-41	1:09	Redding 32 field goal
	3	--	--	Johnson, J. 39 interception return
	4	9-82	5:18	Huntley 1 run
	4	11-84	5:22	Moss 2 run
	UCLA	1	12-75	6:26
	2	10-76	5:01	Moss 4 run
	2	--	--	Tafua 68 fumble recovery
	2	4-85	0:46	Moss 38 run
	3	3-75	1:29	Kuithe 69 pass from Huntley
	4	5-95	3:13	Nacua 83 pass from Huntley
	4	2-23	0:54	Henry-Cole 27 run
Arizona	1	11-75	5:56	Kuithe 3 run
	1	10-72	5:12	Simpkins 3 pass from Huntley
	3	6-75	2:10	Moss 41 run
	3	6-57	3:33	Kuithe 6 run
	4	4-18	1:57	Green 1 run
	Colorado	2	8-75	4:22
	2	8-84	4:38	Kuithe 7 pass from Huntley
	2	4-9	0:43	Redding 23 field goal
	3	12-48	6:54	Brumfield 1 run
	3	--	--	Simpkins 66 punt return
	4	5-47	2:04	Moss 1 run
	4	7-63	3:48	Kuithe 15 run
Oregon	3	6-53	2:27	Moss 24 pass from Huntley
	3	7-75	3:43	Nacua 25 pass from Huntley
Texas	3	11-60	5:32	Redding 32 field goal
	4	9-75	3:32	Simpkins 4 pass from Huntley

2019 Starters



OFFENSE	LT	LG	C	RG	RT	QB	RB	WR	WR/TE	WR/TE	TE
BYU	Paulo	Daniels	Umana	Maea	Ford	Huntley	Moss	Thompson, B.	Simpkins	Kuithe, Br.	Fotheringham
NIU	Paulo	Daniels	Toala	Ford	Moala	Huntley	Moss	Thompson, B.	Simpkins	Covey	Fotheringham
Idaho St.	Paulo	Daniels	Toala	Ford	Moala	Huntley	Moss	Thompson, B.	Simpkins	Covey	Fotheringham
USC	Paulo	Daniels	Umana	Ford	Moala	Huntley	Moss	Dixon	Simpkins	Covey	Fotheringham
Washington St.	Paulo	Daniels	Umana	Ford	Moala	Huntley	Brumfield	Thompson, B.	Simpkins	Kuithe, Br.	Fotheringham
Oregon St.	Paulo	Daniels	Umana	Ford	Moala	Huntley	Moss	Thompson, B.	Simpkins	Kuithe, Br.	Fotheringham
Arizona St.	Paulo	Daniels	Umana	Ford	Moala	Huntley	Moss	Dixon	Thedford	Kuithe, Br.	Fotheringham
California	Paulo	Daniels	Umana	Ford	Moala	Huntley	Moss	Thompson, B.	Simpkins	Kuithe, Br.	Fotheringham
Washington	Paulo	Daniels	Umana	Ford	Olaseni	Huntley	Moss	Thompson, B.	Simpkins	Kuithe, Br.	Fotheringham
UCLA	Paulo	Daniels	Umana	Ford	Moala	Huntley	Moss	Thompson, B.	Thedford	Kuithe, Br.	Fotheringham
Arizona	Paulo	Daniels	Umana	Ford	Moala	Huntley	Moss	Thompson, B.	Simpkins	Kuithe, Br.	Fotheringham
Colorado	Paulo	Daniels	Umana	Ford	Moala	Huntley	Moss	Dixon	Vele	Enis	Fotheringham
Oregon	Paulo	Daniels	Umana	Ford	Moala	Huntley	Moss	Simpkins	Thedford	Kuithe, Br.	Fotheringham
Texas	Paulo	Daniels	Umana	Ford	Moala	Huntley	Moss	Nacua	Simpkins	Enis	Fotheringham

DEFENSE	LE	LT	RT	RE	MLB	RLB	LC	RC	NB/LB	FS	SS
BYU	Anae	Penisini	Fotu	Tafua	Bernard	Lloyd	Johnson	Lewis	Guidry	Blackmon	Burgess
NIU	Anae	Penisini	Pututau, H.	Tafua	Bernard	Lloyd	Johnson	Lewis	Guidry	Blackmon	Burgess
Idaho St.	Anae	Penisini	Fotu	Tafua	Bernard	Lloyd	Johnson	Lewis	Guidry	Hubert	Burgess
USC	Anae	Penisini	Fotu	Tafua	Bernard	Lloyd	Johnson	Lewis	Guidry	Blackmon	Burgess
Washington St.	Anae	--	Fotu	Tafua	Bernard	Lloyd	Johnson	Nurse	Guidry	Blackmon/Hubert	Burgess
Oregon St.	Anae	Penisini	Fotu	Tafua	Bernard	Lloyd	Johnson	Nurse	Guidry	Blackmon	Burgess
Arizona St.	Anae	Penisini	Fotu	Tupai	Bernard	Lloyd	Johnson	Nurse	Guidry	Blackmon	Burgess
California	Anae	Penisini	Fotu	Tafua	Bernard	Lloyd	Johnson	Nurse	Guidry	Blackmon	Burgess
Washington	Anae	Penisini	Fotu	Tafua	Bernard	Lloyd	Johnson	Nurse	Hubert	Blackmon	Burgess
UCLA	Anae	Penisini	Fotu	Tafua	Bernard	Lloyd	Johnson	Nurse	Lund	Blackmon	Burgess
Arizona	Anae	Penisini	Fotu	Tafua	Bernard	Lloyd	Johnson	Nurse	Guidry	Blackmon	Burgess
Colorado	Anae	Penisini	Fotu	Tafua	Bernard	Lloyd	Johnson	Nurse	Guidry	Blackmon	Burgess
Oregon	Anae	Penisini	Fotu	Tafua	Bernard	Lloyd	Johnson	Nurse	Guidry	Blackmon	Burgess
Texas	Anae	Penisini	Fotu	Tafua	Bernard	Lloyd	Lewis	Nurse	Guidry	Sewell	Burgess



Utah returns seven starters on offense for the 2020 season, including four linemen and two tight ends.

INFORMATION

HERE'S UTAH

2020 OUTLOOK

PLAYER BIOS

COACHES & STAFF

SERIES HISTORY

2019 IN REVIEW

BOWL HISTORY

RECORD BOOK



2019 Participation

No.	Name	G/S	BYU	NIU	ISU	USC	WSU	OSU	ASU	CAL	UW	UCLA	ARIZ	COLO	UO	TX
6	Anae, Bradlee	14/14	S	S	S	S	S	S	S	S	S	S	S	S	S	S
38	Azaron, Stone	9/-	P	P	P	P	P	P	P	P	P	-	-	-	-	-
3B	Banton, Donte	11/-	P	P	P	P	P	P	P	P	-	P	P	-	P	-
76	Bartholomew, London	2/-	-	-	P	-	-	-	-	-	-	-	-	P	-	-
13	Bernard, Francis	14/14	S	S	S	S	S	S	S	S	S	S	S	S	S	S
34	Bernard, Micah	4/-	-	-	P	P	P	-	-	-	P	-	-	-	-	-
5K	Bills, Keaton	3/-	-	-	-	-	-	-	-	-	-	P	P	-	P	-
23	Blackmon, Julian	12/12	S	S	-	S	S	S	S	S	S	S	S	S	S	S
8	Boyd, Bronson	14/-	P	P	P	P	P	P	P	P	P	P	P	P	P	P
4	Broughton, Jalravis	14/-	P	P	P	P	P	P	P	P	P	P	P	P	P	P
6A	Brumfield, Devin	14/1	P	P	P	P	S	P	P	P	P	P	P	P	P	P
26	Burgess, Terrell	14/14	S	S	S	S	S	S	S	S	S	S	S	S	S	S
9	Carlson, Trennan	7/-	P	P	P	P	P	P	-	-	-	-	P	-	-	-
18	Covey, Britain	4/3	P	S	S	S	-	-	-	-	-	-	-	-	-	-
71	Daniels, Braeden	14/14	S	S	S	S	S	S	S	S	S	S	S	S	S	S
22	Davis, Vonte	14/-	P	P	P	P	P	P	P	P	P	P	P	P	P	P
25	Dixon, Jaylen	14/3	P	P	P	S	P	P	P	P	P	P	P	P	P	P
2B	Enis, Solomon	14/2	P	P	P	P	P	P	P	P	P	P	P	S	P	S
72	Felix-Fualalo, Luke	1/-	-	-	P	-	-	-	-	-	-	-	-	-	-	-
5L	Ford, Nick	14/14	S	S	S	S	S	S	S	S	S	S	S	S	S	S
89	Fotheringham, Cole	14/14	S	S	S	S	S	S	S	S	S	S	S	S	S	S
99	Fotu, Leki	13/13	S	-	S	S	S	S	S	S	S	S	S	S	S	S
4B	Furey, Hayden	5/-	-	-	-	-	-	P	-	P	-	P	-	-	-	P
83	Gardner, Cameron	7/-	-	-	P	-	-	P	P	P	P	P	P	-	-	-
4A	Green, TJ	13/-	-	P	P	P	P	P	P	P	P	P	P	P	P	P
28	Guidry, Javelin	14/12	S	S	S	S	S	S	S	S	P	P	S	S	S	S
95	Haynes, Malik	2/-	-	-	P	-	-	-	-	P	-	-	-	-	-	-
7	Henry-Cole, Devonta'e	12/-	P	P	P	P	P	P	-	P	P	P	-	P	P	P
43	Hill-Hunt, Mufi	2/-	-	-	P	-	-	-	-	-	-	P	-	-	-	-
10	Hubert, R.J.	13/3	P	P	S	P	S	P	P	P	S	P	P	P	P	-
1A	Huntley, Tyler	14/14	S	S	S	S	S	S	S	S	S	S	S	S	S	S
1	Johnson, Jaylon	13/13	S	S	S	S	S	S	S	S	S	S	S	S	S	-
59	Kaumatule, Falcon	1/-	-	-	-	-	-	-	-	-	-	P	-	-	-	-
16	King, Nygel	13/-	P	-	P	P	P	P	P	P	P	P	P	P	P	P
80	Kuithe, Brant	14/9	S	P	P	P	S	S	S	S	S	S	S	P	S	P
66	Lanterman, Kyle	8/-	-	P	P	-	-	P	P	P	-	P	P	P	-	-
93	Lauaki, Semisi	3/-	-	-	P	-	-	-	-	-	-	-	-	P	-	P
78	Laumea, Sataoa	1/-	-	-	-	-	-	-	-	-	-	P	-	-	-	-
33	Lennon, Ben	14/-	P	P	P	P	P	P	P	P	P	P	P	P	P	P
5	Lewis, Tareke	14/5	S	S	S	S	P	P	P	P	P	P	P	P	P	S
12	Lisk, Drew	4/-	-	P	P	-	-	P	-	-	-	-	-	-	-	-
20	Lloyd, Devin	14/14	S	S	S	S	S	S	S	S	S	S	S	S	S	S
75	Locklear, Alex	12/-	P	P	P	P	-	P	-	P	P	P	P	P	P	P
2	Lowe, Aaron	11/-	P	P	P	P	P	P	P	P	P	P	-	P	-	-
24	Lund, Sione	13/1	P	P	P	P	P	P	P	P	P	S	P	P	P	-
53	Maea, Johnny	9/1	S	-	-	P	-	P	P	P	P	P	P	P	-	-
54	Maile, Paul	8/-	-	-	P	-	-	P	-	P	-	P	P	P	P	P
9S	Markgraf, Keegan	14/-	P	P	P	P	P	P	P	P	P	P	P	P	P	P
55	Mata'afa, Andrew	7/-	-	P	P	-	-	P	-	P	-	P	-	-	-	P
15	Mataele, Malone	8/-	P	P	P	P	-	P	-	P	-	-	P	-	-	P
69	Moala, Simi	14/12	P	S	S	S	S	S	S	S	P	S	S	S	S	S
98	Moala, Viane	14/-	P	P	P	P	P	P	P	P	P	P	P	P	P	P
2A	Moss, Zack	13/12	S	S	S	S	-	S	S	S	S	S	S	S	S	P
45	Nacua, Samson	14/1	P	P	P	P	P	P	P	P	P	P	P	P	P	S
40	Niumatalolo, Ali'i	11/-	P	P	P	P	P	P	P	P	-	P	P	-	-	-
14	Nurse, Josh	14/10	P	P	P	P	S	S	S	S	S	S	S	S	S	S
73	Olaseni, Bam	2/1	-	-	-	-	-	-	-	-	-	S	-	-	-	-
77	Paulo, Darrin	14/14	S	S	S	S	S	S	S	S	S	S	S	S	S	S
52	Penisini, John	14/13	S	S	S	S	P	S	S	S	S	S	S	S	S	S
11	Perriman, Terrell	10/-	-	-	P	-	P	P	P	P	P	P	P	P	-	P
50	Pututau, Fua	1/-	-	-	P	-	-	-	-	-	-	-	-	-	-	-
41	Pututau, Hauati	14/1	P	S	P	P	P	P	P	P	P	P	P	P	P	P
1B	Rawls, Drew	4/-	-	-	P	P	P	P	-	-	-	-	-	-	-	-
97	Redding, Jadon	14/-	P	P	P	P	P	P	P	P	P	P	P	P	P	P
60	Reneau-Myers, N	2/-	P	P	-	-	-	-	-	-	-	-	-	-	-	-
3R	Rowan, Kyrese	1/-	-	-	-	-	-	-	-	-	-	-	-	-	-	P
30	Santiago, Keala	9/-	-	-	-	-	-	P	P	P	P	P	P	P	P	P
29	Sewell, Nephi	3/1	-	-	-	-	-	-	-	-	-	-	-	P	P	S
5B	Shelley, Jason	10/-	-	-	P	-	P	P	P	P	P	P	P	P	-	P
3	Simpkins, Demari	14/11	S	S	S	S	S	S	P	S	S	P	S	P	S	S
82	Slavens, Dylan	3/-	P	P	-	-	-	-	-	-	-	-	-	-	-	P
17	Strauch, Andrew	14/-	P	P	P	P	P	P	P	P	P	P	P	P	P	P
46	Suguturaga, Miki	2/-	-	-	P	-	-	-	-	-	-	-	-	-	-	P
42	Tafua, Mika	14/13	S	S	S	S	S	S	P	S	S	S	S	S	S	S
27	Taylor, Alphonso	10/-	P	P	-	-	-	P	P	P	P	P	P	-	P	P
85	Thedford, Hunter	14/3	P	P	P	P	P	P	P	P	P	S	P	P	S	P
19	Thompson, Bryan	12/9	S	S	S	P	S	S	P	S	S	S	S	-	-	P
84	Thompson, Dominique	1/-	-	-	P	-	-	-	-	-	-	-	-	-	-	-
65	Toala, Paul	9/2	P	S	S	P	-	P	-	P	-	P	P	P	-	-
49	Tonga, Pita	10/-	-	P	P	P	P	P	P	-	-	P	P	P	-	P
92	Tupai, Maxs	14/1	P	P	P	P	P	P	S	P	P	P	P	P	P	P
5U	Umana, Orlando	12/12	S	-	-	S	S	S	S	S	S	S	S	S	S	S
86	Vele, Devaughn	4/1	-	-	-	-	-	-	-	-	-	P	P	S	P	-
8A	Vickers, Derrick	14/1	P	P	P	P	P	P	P	P	P	P	P	P	P	S
5A	Wilmore, Jordan	12/-	P	P	P	P	P	P	P	P	P	P	P	-	-	P
7B	Woodward, Mason	1/-	-	-	-	-	-	-	-	-	-	-	-	-	-	P
87	Yassmin, Thomas	11/-	P	P	P	P	P	P	-	P	-	-	P	P	P	-

P - participated; S - started

INFORMATION

HERE'S UTAH

2020 OUTLOOK

PLAYER BIOS

COACHES & STAFF

SERIES HISTORY

2019 IN REVIEW

BOWL HISTORY

RECORD BOOK

2019 Select Individual Game-By-Game



QUARTERBACKS

TYLER HUNTLEY

Game	C-A-I	PCT	YDS	TD	LG
at BYU, 8/29	13-16-0	.810	106	0	26
NIU, 9/7	14-19-0	.736	214	1	38
Idaho St., 9/14	15-19-0	.789	282	3	82
USC, 9/20	22-30-0	.733	210	1	38
WSU, 9/28	21-30-0	.700	334	2	54
at OSU, 10/12	14-17-0	.823	247	2	54
ASU, 10/19	12-19-1	.631	171	0	46
Cal, 10/26	11-17-0	.647	214	1	69
at UW, 11/2	19-24-0	.791	284	1	41
UCLA, 11/16	14-18-0	.777	335	2	83
at Ariz., 11/23	19-23-1	.826	211	1	29
Colo., 11/30	14-17-0	.823	165	2	38
vs. Ore., 12/6	17-29-2	.586	193	2	25
vs. Texas, 12/31	15-23-0	.652	126	1	19
TOTALS	220-301-4	.730	3092	19	83

Game	RUSH	YDS	AVG	TD	LG
at BYU, 8/29	8	39	4.9	0	13
NIU, 9/7	3	38	12.7	1	22
Idaho St., 9/14	6	22	3.7	0	7
at USC, 9/20	18	60	3.3	0	14
WSU, 9/28	6	31	5.2	2	20
at OSU, 10/12	3	7	2.3	0	5
ASU, 10/19	4	32	8.0	0	14
Cal, 10/26	1	0	0.0	0	0
at UW, 11/2	7	6	-0.5	1	12
UCLA, 11/16	2	-14	-3.5	1	2
at Ariz., 11/23	4	7	1.8	0	11
Colo., 11/30	10	27	2.7	0	12
vs. Ore., 12/6	14	2	0.1	0	18
vs. Texas, 12/31	16	33	2.1	0	26
TOTALS	83	290	2.8	5	26



Tyler Huntley



Zack Moss

RUNNING BACKS

DEVIN BRUMFIELD

Game	RUSH	YDS	AVG	TD	LG
at BYU, 8/29	0	0	0.0	0	0
NIU, 9/7	3	2	1.5	0	2
Idaho St., 9/14	3	22	7.3	0	13
at USC, 9/20	10	63	6.3	0	30
WSU, 9/28	6	24	4.0	0	7
at OSU, 10/12	10	37	3.7	1	11
ASU, 10/19	4	18	4.5	0	8
Cal, 10/26	9	34	3.8	0	11
at UW, 11/2	0	0	0.0	0	0
UCLA, 11/16	6	37	6.2	0	15
at Ariz., 11/23	6	19	3.2	0	9
Colo., 11/30	2	7	3.5	1	6
vs. Ore., 12/6	0	0	0.0	0	0
vs. Texas, 12/31	0	0	0.0	0	0
TOTALS	59	263	4.5	2	30

DEVONTA'E HENRY-COLE

Game	RUSH	YDS	AVG	TD	LG
at BYU, 8/29	0	0	0.0	0	0
NIU, 9/7	1	9	9.0	0	9
Idaho St., 9/14	4	13	3.3	0	7
at USC, 9/20	4	31	7.8	1	17
WSU, 9/28	15	79	5.3	0	13
at OSU, 10/12	2	-1	-0.5	0	2
ASU, 10/19	DNP				
Cal, 10/26	5	26	5.2	0	15
at UW, 11/2	0	0	0.0	0	0
UCLA, 11/16	2	28	14.0	1	27
at Ariz., 11/23	DNP				
Colo., 11/30	0	0	0.0	0	0
vs. Ore., 12/6	0	0	0.0	0	0
vs. Texas, 12/31	1	3	3.0	0	3
TOTALS	34	188	5.5	2	27

ZACK MOSS

Game	RUSH	YDS	AVG	TD	LG
at BYU, 8/29	29	187	6.4	1	28
NIU, 9/7	18	80	4.4	2	25
Idaho St., 9/14	10	106	10.6	1	39
at USC, 9/20	6	20	3.3	0	8
WSU, 9/28	DNP				
at OSU, 10/12	5	121	24.2	2	91
ASU, 10/19	25	99	4.0	2	32
Cal, 10/26	17	115	6.7	2	25
at UW, 11/2	27	100	3.7	1	18
UCLA, 11/16	17	127	7.5	2	38
at Ariz., 11/23	26	203	7.8	1	41
Colo., 11/30	20	88	4.4	1	16
vs. Ore., 12/6	19	113	5.9	0	42
vs. Texas, 12/31	16	57	3.6	0	26
TOTALS	235	1478	6.0	15	91

Game	REC	YDS	AVG	TD	LG
at BYU, 8/29	2	7	3.5	0	5
NIU, 9/7	0	0	0.0	0	0
Idaho St., 9/14	0	0	0.0	0	0
at USC, 9/20	0	0	0.0	0	0
WSU, 9/28	DNP				
at OSU, 10/12	0	0	0.0	0	0
ASU, 10/19	3	78	26.0	0	46
Cal, 10/26	3	89	29.7	0	69
at UW, 11/2	5	41	8.2	1	15
UCLA, 11/16	4	73	18.3	0	50
at Ariz., 11/23	4	32	8.0	0	15
Colo., 11/30	1	-3	0.0	0	0
vs. Ore., 12/6	4	57	14.3	1	24
vs. Texas, 12/31	2	14	7.0	0	8
TOTALS	28	388	13.9	2	69

JORDAN WILMORE

Game	RUSH	YDS	AVG	TD	LG
at BYU, 8/29	4	15	3.8	0	11
NIU, 9/7	6	25	4.2	0	11
Idaho St., 9/14	7	38	5.4	0	23
at USC, 9/20	1	4	4.0	0	4
WSU, 9/28	7	16	2.3	0	10
at OSU, 10/12	12	59	4.9	1	14
ASU, 10/19	1	0	0.0	0	0
Cal, 10/26	3	10	3.3	0	4
at UW, 11/2	2	10	5.0	0	14
UCLA, 11/16	2	3	1.5	0	2
at Ariz., 11/23	4	14	3.5	0	14
Colo., 11/30	DNP				
vs. Ore., 12/6	DNP				
vs. Texas, 12/31	0	0	0.0	0	0
TOTALS	49	194	4.0	1	23

INFORMATION

HERES UTAH

2020 OUTLOOK

PLAYER BIOS

COACHES & STAFF

SERIES HISTORY

2019 IN REVIEW

BOWL HISTORY

RECORD BOOK



2019 Select Individual Game-By-Game

INFORMATION

HERE'S UTAH

2020 OUTLOOK

PLAYER BIOS

COACHES & STAFF

SERIES HISTORY

2019 IN REVIEW

BOWL HISTORY

RECORD BOOK



Bryan Thompson

WIDE RECEIVERS

JAYLEN DIXON

Game	REC	YDS	AVG	TD	LG
at BYU, 8/29	1	9	9.0	0	9
NIU, 9/7	4	46	11.5	1	22
Idaho St., 9/14	3	37	12.3	0	20
at USC, 9/20	1	38	38.0	0	38
WSU, 9/28	2	24	12.0	0	13
at OSU, 10/12	1	7	7.0	0	7
ASU, 10/19	1	7	7.0	0	7
Cal, 10/26	0	0	0.0	0	0
at UW, 11/2	2	72	36.0	0	41
UCLA, 11/16	1	10	10.0	0	10
at Ariz., 11/23	3	29	9.6	0	12
Colo., 11/30	3	34	11.3	0	24
vs. Ore., 12/6	1	20	20.0	0	20
vs. Texas, 12/31	1	10	10.0	0	10
TOTALS	24	343	14.3	1	41

Game	RUSH	YDS	AVG	TD	LG
at BYU, 8/29	2	17	8.5	1	15
NIU, 9/7	0	0	0.0	0	0
Idaho St., 9/14	0	0	0.0	0	0
at USC, 9/20	4	30	7.5	0	14
WSU, 9/28	1	5	5.0	0	5
at OSU, 10/12	0	0	0.0	0	0
ASU, 10/19	4	10	2.5	1	10
Cal, 10/26	1	11	11.0	0	11
at UW, 11/2	0	0	0.0	0	0
UCLA, 11/16	1	3	3.0	0	3
at Ariz., 11/23	2	20	10.0	0	12
Colo., 11/30	2	15	7.5	0	9
vs. Ore., 12/6	1	0	0.0	0	0
vs. Texas, 12/31	0	0	0.0	0	0
TOTALS	18	117	6.2	2	15

SOLOMON ENIS

Game	REC	YDS	AVG	TD	LG
at BYU, 8/29	1	12	12.0	0	12
NIU, 9/7	0	0	0.0	0	0
Idaho St., 9/14	3	18	6.0	0	11
at USC, 9/20	0	0	0.0	0	0
WSU, 9/28	3	62	20.6	0	41
at OSU, 10/12	1	17	17.0	0	17
ASU, 10/19	0	0	0.0	0	0
Cal, 10/26	0	0	0.0	0	0
at UW, 11/2	2	24	12.0	0	14
UCLA, 11/16	1	4	4.0	0	4
at Ariz., 11/23	0	0	0.0	0	0
Colo., 11/30	0	0	0.0	0	0
vs. Ore., 12/6	2	16	8.0	0	11
vs. Texas, 12/31	1	5	5.0	0	5
TOTALS	14	158	11.3	0	41

SAMSON NACUA

Game	REC	YDS	AVG	TD	LG
at BYU, 8/29	1	2	2.0	0	2
NIU, 9/7	0	0	0.0	0	0
Idaho St., 9/14	0	0	0.0	0	0
at USC, 9/20	0	0	0.0	0	0
WSU, 9/28	5	90	18.0	1	52
at OSU, 10/12	3	46	15.3	1	30
ASU, 10/19	0	0	0.0	0	0
Cal, 10/26	1	9	9.0	0	9
at UW, 11/2	1	28	28.0	0	28
UCLA, 11/16	1	83	83.0	1	83
at Ariz., 11/23	2	17	8.5	0	11
Colo., 11/30	0	0	0.0	0	0
vs. Ore., 12/6	2	39	19.5	1	25
vs. Texas, 12/31	2	16	8.0	0	10
TOTALS	18	330	18.3	4	83

DEMARI SIMPKINS

Game	REC	YDS	AVG	TD	LG
at BYU, 8/29	4	35	8.7	0	13
NIU, 9/7	2	22	11.0	0	12
Idaho St., 9/14	0	0	0.0	0	0
at USC, 9/20	2	20	10.0	0	10
WSU, 9/28	2	14	7.0	0	7
at OSU, 10/12	4	97	24.3	0	54
ASU, 10/19	2	14	7.0	0	10
Cal, 10/26	2	19	9.5	0	11
at UW, 11/2	4	31	7.7	0	11
UCLA, 11/16	0	0	0.0	0	0
at Ariz., 11/23	4	34	8.5	1	14
Colo., 11/30	2	35	17.5	0	21
vs. Ore., 12/6	2	19	9.5	0	10
vs. Texas, 12/31	2	12	6.0	1	8
TOTALS	32	352	11.0	2	54

BRYAN THOMPSON

Game	REC	YDS	AVG	TD	LG
at BYU, 8/29	0	0	0.0	0	0
NIU, 9/7	2	66	33.0	0	38
Idaho St., 9/14	2	105	52.5	2	82
at USC, 9/20	3	28	9.3	0	16
WSU, 9/28	4	111	27.7	0	54
at OSU, 10/12	0	0	0.0	0	0
ASU, 10/19	1	14	14.0	0	14
Cal, 10/26	2	47	23.5	1	40
at UW, 11/2	2	60	30.0	0	41
UCLA, 11/16	1	21	21.0	0	21
at Ariz., 11/23	0	0	0.0	0	0
Colo., 11/30	DNP				
vs. Ore., 12/6	DNP				
vs. Texas, 12/31	1	9	9.0	0	9
TOTALS	18	461	25.6	3	82

DERRICK VICKERS

Game	REC	YDS	AVG	TD	LG
at BYU, 8/29	0	0	0.0	0	0
NIU, 9/7	2	29	14.5	0	23
Idaho St., 9/14	2	11	5.5	0	8
at USC, 9/20	3	38	12.6	0	26
WSU, 9/28	1	4	4.0	0	4
at OSU, 10/12	2	29	14.5	0	18
ASU, 10/19	2	24	12.0	0	16
Cal, 10/26	1	15	15.0	0	15
at UW, 11/2	1	18	18.0	0	18
UCLA, 11/16	0	0	0.0	0	0
at Ariz., 11/23	2	16	8.0	0	9
Colo., 11/30	2	15	7.5	0	11
vs. Ore., 12/6	1	3	3.0	0	3
vs. Texas, 12/31	0	0	0.0	0	0
TOTALS	19	202	10.6	0	26



Demari Simpkins

2019 Select Individual Game-By-Game



TIGHT ENDS

COLE FOTHERINGHAM

Game	REC	YDS	AVG	TD	LG
at BYU, 8/29	0	0	0.0	0	0
NIU, 9/7	0	0	0.0	0	0
Idaho St., 9/14	1	8	8.0	0	8
at USC, 9/20	3	23	7.6	1	16
WSU, 9/28	0	0	0.0	0	0
at OSU, 10/13	0	0	0.0	0	0
ASU, 10/19	2	19	9.5	0	13
Cal, 10/26	2	23	11.5	0	13
at UW, 11/2	0	0	0.0	0	0
UCLA, 11/16	1	12	12.0	0	12
at Ariz., 11/23	1	11	11.0	0	11
Colo., 11/30	1	14	14.0	0	14
vs. Ore., 12/6	2	16	8.0	0	10
vs. Texas, 12/31	3	30	10.0	0	12
TOTALS	16	156	9.8	1	16

BRANT KUITHE

Game	REC	YDS	AVG	TD	LG
at BYU, 8/29	3	37	12.3	0	26
NIU, 9/7	1	26	26.0	0	26
Idaho St., 9/14	3	80	26.6	1	60
at USC, 9/20	2	20	10.0	0	12
WSU, 9/28	0	0	0.0	0	0
at OSU, 10/12	2	44	22.0	1	23
ASU, 10/19	2	29	14.5	0	26
Cal, 10/26	3	30	10.0	1	21
at UW, 11/2	1	8	8.0	0	8
UCLA, 11/16	5	132	26.4	1	69
at Ariz., 11/23	4	81	20.2	0	29
Colo., 11/30	3	63	21.0	2	38
vs. Ore., 12/6	2	22	11.0	0	20
vs. Texas, 12/31	3	30	10.0	0	19
TOTALS	34	602	17.7	6	69



Brant Kuithe



Cole Fotheringham

SPECIAL TEAMS

BEN LENNON

Game	PUNT	YDS	AVG	TB/120	LG
at BYU, 8/29	2	81	40.5	0/1	41
NIU, 9/7	4	181	45.2	0/4	62
Idaho St., 9/14	3	96	32.0	0/2	40
at USC, 9/20	2	70	35.0	0/2	37
WSU, 9/28	1	40	40.0	0/0	40
at OSU, 10/12	2	86	43.0	0/1	48
ASU, 10/19	5	199	39.8	0/1	48
Cal, 10/26	3	113	37.7	0/2	41
at UW, 11/2	4	165	41.2	0/1	46
UCLA, 11/16	1	46	46.0	0/0	46
at Ariz., 11/23	1	31	31.0	0/1	31
Colo., 11/30	4	164	41.0	1/1	47
vs. Ore., 12/6	5	198	39.6	0/2	58
vs. Texas, 12/31	7	330	47.1	1/2	54
TOTALS	44	1800	40.9	2/20	62

JADON REDDING

Game	PAT	FG	LG	PTs
at BYU, 8/29	2-2	0-0	0	2
NIU, 9/7	5-5	0-0	0	5
Idaho St., 9/14	4-4	1-1	35	7
at USC, 9/20	2-2	3-4	38	11
WSU, 9/28	5-5	1-2	28	8
at OSU, 10/12	7-7	1-1	42	10
ASU, 10/19	3-3	0-0	0	3
Cal, 10/26	5-5	0-1	0	5
at UW, 11/2	3-3	2-2	32	9
UCLA, 11/16	7-7	0-0	0	7
at Ariz., 11/23	5-5	0-0	0	5
Colo., 11/30	6-6	1-1	23	9
vs. Ore., 12/6	1-1	0-0	0	1
vs. Texas, 12/31	1-1	1-1	32	4
TOTALS	56-56	10-13	42	86

DEFENSE

BRADLEE ANAE

Game	UT	AT	TOT	TFL	SACK
at BYU, 8/29	0	0	0	0.0	0.0
NIU, 9/7	3	1	4	3.0	3.0
Idaho St., 9/14	0	1	1	0.0	0.0
at USC, 9/20	4	1	5	2.0	1.0
WSU, 9/28	0	1	1	0.0	0.0
at OSU, 10/12	3	0	3	0.0	0.0
ASU, 10/19	3	0	3	3.0	3.0
Cal, 10/26	0	0	0	0.0	0.0
at UW, 11/2	1	1	2	1.0	1.0
UCLA, 11/16	2	0	2	2.0	2.0
at Ariz., 11/23	7	0	7	1.0	1.0
Colo., 11/30	1	4	5	1.5	1.5
vs. Ore., 12/6	2	0	2	0.0	0.0
vs. Texas, 12/31	4	2	6	0.5	0.5
TOTALS	30	11	41	14.0	13.0

FRANCIS BERNARD

Game	UT	AT	TOT	TFL	SACK
at BYU, 8/29	2	2	4	1.5	0.0
NIU, 9/7	4	8	12	0.5	0.0
Idaho St., 9/14	1	5	6	0.5	0.0
at USC, 9/20	2	1	3	0.0	0.0
WSU, 9/28	8	4	12	0.0	0.0
at OSU, 10/12	5	1	6	1.0	0.0
ASU, 10/19	2	3	5	0.0	0.0
Cal, 10/26	0	2	2	1.0	0.0
at UW, 11/2	4	1	5	0.5	0.0
UCLA, 11/16	0	6	6	0.5	0.0
at Ariz., 11/23	7	1	8	1.0	0.0
Colo., 11/30	3	1	4	1.0	0.0
vs. Ore., 12/6	6	4	10	0.0	0.0
vs. Texas, 12/31	1	1	2	0.0	0.0
TOTALS	45	40	85	7.5	0.0



Bradlee Anae

INFORMATION

HERE'S UTAH

2020 OUTLOOK

PLAYER BIOS

COACHES & STAFF

SERIES HISTORY

2019 IN REVIEW

BOWL HISTORY

RECORD BOOK



2019 Select Individual Game-By-Game

INFORMATION

HERE'S UTAH

2020 OUTLOOK

PLAYER BIOS

COACHES & STAFF

SERIES HISTORY

2019 IN REVIEW

BOWL HISTORY

RECORD BOOK



Julian Blackmon

JULIAN BLACKMON

Game	UT	AT	TOT	PBU	INT
at BYU, 8/29	4	1	5	1	1
NIU, 9/7	4	4	8	0	1
Idaho St., 9/14	DNP				
at USC, 9/20	1	2	3	1	0
WSU, 9/28	2	0	2	1	0
at OSU, 10/12	3	1	4	0	0
ASU, 10/19	4	1	5	0	0
Cal, 10/26	2	0	2	1	0
at UW, 11/2	5	3	8	0	1
UCLA, 11/16	9	3	12	0	1
at Ariz., 11/23	2	0	2	0	0
Colo., 11/30	2	3	5	0	0
vs. Ore., 12/6	3	1	4	0	0
vs. Texas, 12/31	DNP				
TOTALS	41	19	60	4.0	1.5

TERRELL BURGESS

Game	UT	AT	TOT	PBU	INT
at BYU, 8/29	2	2	4	1	0
NIU, 9/7	1	6	7	0	0
Idaho St., 9/14	1	0	1	0	0
at USC, 9/20	2	2	4	0	1
WSU, 9/28	5	1	6	3	0
at OSU, 10/12	2	1	3	0	0
ASU, 10/19	3	2	5	0	0
Cal, 10/26	5	1	6	0	0
at UW, 11/2	8	2	10	0	0
UCLA, 11/16	7	2	9	0	0
at Ariz., 11/23	5	0	5	0	0
Colo., 11/30	1	2	3	0	0
vs. Ore., 12/6	5	7	12	1	0
vs. Texas, 12/31	3	3	6	0	0
TOTALS	50	31	81	5	1

LEKI FOTU


Game	UT	AT	TOT	TFL	SACK
at BYU, 8/29	3	1	4	2.0	0.0
NIU, 9/7	DNP				
Idaho St., 9/14	0	3	3	0.5	0.0
at USC, 9/20	1	1	2	1.0	0.0
WSU, 9/28	0	0	0	0.0	0.0
at OSU, 10/12	2	0	2	2.0	0.0
ASU, 10/19	0	4	4	0.0	0.0
Cal, 10/26	1	2	3	1.5	1.0
at UW, 11/2	0	0	0	0.0	0.0
UCLA, 11/16	0	2	2	0.0	0.0
at Ariz., 11/23	1	0	1	1.0	0.0
Colo., 11/30	2	1	3	0.0	0.0
vs. Ore., 12/6	0	3	3	0.5	0.0
vs. Texas, 12/31	0	2	2	0.5	0.5
TOTALS	10	19	29	9.0	1.5

JAVELIN K. GUIDRY

Game	UT	AT	TOT	PBU	INT
at BYU, 8/29	2	2	4	0	0
NIU, 9/7	1	3	4	1	0
Idaho St., 9/14	0	0	0	0	0
at USC, 9/20	2	0	2	0	0
WSU, 9/28	6	2	8	1	0
at OSU, 10/12	5	0	5	2	0
ASU, 10/19	2	0	2	0	0
Cal, 10/26	2	2	4	0	0
at UW, 11/2	3	0	3	0	0
UCLA, 11/16	3	0	3	1	0
at Ariz., 11/23	1	0	1	0	0
Colo., 11/30	1	1	2	1	0
vs. Ore., 12/6	3	1	4	0	0
vs. Texas, 12/31	5	1	6	0	1
TOTALS	36	12	48	6	1



Leki Fotu



Jaylon Johnson

R.J. HUBERT

Game	UT	AT	TOT	PBU	INT
at BYU, 8/29	0	0	0	0	0
NIU, 9/7	1	0	1	0	0
Idaho St., 9/14	3	3	6	0	0
at USC, 9/20	0	0	0	0	0
WSU, 9/28	6	1	7	0	0
at OSU, 10/12	0	0	0	0	0
ASU, 10/19	0	0	0	0	0
Cal, 10/26	2	0	2	0	0
at UW, 11/2	1	0	1	0	0
UCLA, 11/16	0	0	0	1	0
at Ariz., 11/23	1	0	1	0	0
Colo., 11/30	0	2	2	0	0
vs. Ore., 12/6	1	1	2	0	0
vs. Texas, 12/31	DNP				
TOTALS	15	7	22	1	0

JAYLON JOHNSON

Game	UT	AT	TOT	PBU	INT
at BYU, 8/29	4	0	4	1	0
NIU, 9/7	2	0	2	1	0
Idaho St., 9/14	2	0	2	1	0
at USC, 9/20	3	0	3	0	0
WSU, 9/28	1	0	1	2	1
at OSU, 10/12	7	1	8	2	0
ASU, 10/19	0	1	1	1	0
Cal, 10/26	1	0	1	0	0
at UW, 11/2	3	0	3	0	1
UCLA, 11/16	1	0	1	0	0
at Ariz., 11/23	2	0	2	1	0
Colo., 11/30	5	0	5	1	0
vs. Ore., 12/6	3	0	3	1	0
vs. Texas, 12/31	DNP				
TOTALS	34	2	36	11	2

2019 Select Individual Game-By-Game



TAREKE LEWIS

Game	UT	AT	TOT	PBU	INT
at BYU, 8/29	1	0	1	1	0
NIU, 9/7	1	2	3	2	0
Idaho St., 9/14	1	0	1	0	0
at USC, 9/20	3	1	4	0	0
WSU, 9/28	0	0	0	1	0
at OSU, 10/12	0	0	0	0	0
ASU, 10/19	0	0	0	0	1
Cal, 10/26	0	0	0	1	0
at UW, 11/2	0	0	0	1	0
UCLA, 11/16	0	0	0	0	0
at Ariz., 11/23	1	0	1	0	0
Colo., 11/30	0	0	0	0	0
vs. Ore., 12/6	1	0	1	0	0
vs. Texas, 12/31	3	2	5	1	0
TOTALS	11	5	16	7	1

DEVIN LLOYD

Game	UT	AT	TOT	TFL	SACK
at BYU, 8/29	3	2	5	0.0	0.0
NIU, 9/7	2	8	10	1.0	1.0
Idaho St., 9/14	3	6	9	3.5	1.0
at USC, 9/20	2	5	7	0.0	0.0
WSU, 9/28	6	1	7	0.0	0.0
at OSU, 10/12	1	3	4	1.0	1.0
ASU, 10/19	5	3	8	0.0	0.0
Cal, 10/26	3	1	4	1.0	0.0
at UW, 11/2	3	1	4	0.0	0.0
UCLA, 11/16	4	4	8	0.0	0.0
at Ariz., 11/23	0	1	1	0.0	0.0
Colo., 11/30	6	3	9	1.5	1.5
vs. Ore., 12/6	5	4	9	1.0	1.0
vs. Texas, 12/31	5	1	6	2.0	1.0
TOTALS	48	43	91	11.0	6.5

VIANE MOALA

Game	UT	AT	TOT	TFL	SACK
at BYU, 8/29	0	1	1	0.0	0.0
NIU, 9/7	0	1	1	0.0	0.0
Idaho St., 9/14	1	3	4	0.0	0.0
at USC, 9/20	0	0	0	0.0	0.0
WSU, 9/28	0	0	0	0.0	0.0
at OSU, 10/12	1	0	1	0.0	0.0
ASU, 10/19	0	0	0	0.0	0.0
Cal, 10/26	0	0	0	0.0	0.0
at UW, 11/2	1	0	1	0.0	0.0
UCLA, 11/16	0	1	1	0.0	0.0
at Ariz., 11/23	1	0	1	0.0	0.0
Colo., 11/30	0	1	1	0.5	0.5
vs. Ore., 12/6	0	0	0	0.0	0.0
vs. Texas, 12/31	0	3	3	0.5	0.5
TOTALS	4	10	14	1.0	1.0



Devin Lloyd

JOSH NURSE

Game	UT	AT	TOT	PBU	INT
at BYU, 8/29	1	0	1	0	0
NIU, 9/7	1	0	1	1	0
Idaho St., 9/14	0	0	0	0	0
at USC, 9/20	3	0	3	0	0
WSU, 9/28	0	1	1	0	0
at OSU, 10/12	1	0	1	0	0
ASU, 10/19	0	0	0	0	0
Cal, 10/26	2	1	3	0	0
at UW, 11/2	4	0	4	0	0
UCLA, 11/16	2	1	3	1	0
at Ariz., 11/23	2	0	2	1	0
Colo., 11/30	3	0	3	0	0
vs. Ore., 12/6	1	0	1	0	0
vs. Texas, 12/31	3	1	4	2	1
TOTALS	23	4	27	6	0

JOHN PENISINI

Game	UT	AT	TOT	TFL	SACK
at BYU, 8/29	0	2	2	0.5	0.0
NIU, 9/7	0	2	2	0.0	0.0
Idaho St., 9/14	1	1	2	1.0	0.0
at USC, 9/20	0	3	3	0.5	0.0
WSU, 9/28	1	1	2	1.0	1.0
at OSU, 10/12	1	1	2	0.0	0.0
ASU, 10/19	0	0	0	0.0	0.0
Cal, 10/26	0	2	2	0.0	0.0
at UW, 11/2	2	5	7	1.0	1.0
UCLA, 11/16	1	3	4	1.0	0.0
at Ariz., 11/23	0	0	0	0.0	0.0
Colo., 11/30	0	3	3	0.0	0.0
vs. Ore., 12/6	1	1	2	0.0	0.0
vs. Texas, 12/31	1	0	1	1.0	0.0
TOTALS	9	29	38	7.0	2.0

HAUATI PUTUTAU

Game	UT	AT	TOT	TFL	SACK
at BYU, 8/29	0	0	0	0.0	0.0
NIU, 9/7	0	2	2	0.0	0.0
Idaho St., 9/14	0	1	1	0.0	0.0
at USC, 9/20	0	0	0	0.0	0.0
WSU, 9/28	0	0	0	0.0	0.0
at OSU, 10/12	0	0	0	0.0	0.0
ASU, 10/19	0	0	0	0.0	0.0
Cal, 10/26	1	0	1	0.0	0.0
at UW, 11/2	0	0	0	0.0	0.0
UCLA, 11/16	0	2	2	0.0	0.0
at Ariz., 11/23	0	0	0	0.0	0.0
Colo., 11/30	0	0	0	0.0	0.0
vs. Ore., 12/6	0	0	0	0.0	0.0
vs. Texas, 12/31	1	0	1	0.0	0.0
TOTALS	2	5	7	0.0	0.0

MIKA TAFUA

Game	UT	AT	TOT	TFL	SACK
at BYU, 8/29	3	1	4	1.0	1.0
NIU, 9/7	0	2	2	0.0	0.0
Idaho St., 9/14	0	1	1	0.0	0.0
at USC, 9/20	2	2	4	0.5	0.0
WSU, 9/28	1	0	1	0.0	0.0
at OSU, 10/12	2	3	5	1.0	0.0
ASU, 10/19	2	1	3	0.0	0.0
Cal, 10/26	1	2	3	0.0	0.5
at UW, 11/2	0	0	0	0.0	0.0
UCLA, 11/16	3	2	5	1.0	0.0
at Ariz., 11/23	1	0	1	0.0	0.0
Colo., 11/30	2	3	5	2.5	1.5
vs. Ore., 12/6	0	5	5	0.5	0.0
vs. Texas, 12/31	2	6	8	1.5	0.5
TOTALS	19	28	47	8.5	3.0

MAXS TUPAI

Game	UT	AT	TOT	TFL	SACK
at BYU, 8/29	3	0	3	1.0	0.0
NIU, 9/7	0	1	1	0.0	0.0
Idaho St., 9/14	0	0	0	0.0	0.0
at USC, 9/20	2	0	2	0.0	0.0
WSU, 9/28	0	2	2	0.0	0.0
at OSU, 10/12	0	1	1	0.0	0.0
ASU, 10/19	1	0	1	0.0	0.0
Cal, 10/26	1	1	2	1.0	1.0
at UW, 11/2	0	1	1	0.0	0.0
UCLA, 11/16	1	3	4	1.5	0.0
at Ariz., 11/23	1	1	2	0.0	0.0
Colo., 11/30	0	0	0	0.0	0.0
vs. Ore., 12/6	0	0	0	0.0	0.0
vs. Texas, 12/31	1	1	2	0.0	0.0
TOTALS	10	11	21	3.5	1.0

INFORMATION

HERES UTAH

2020 OUTLOOK

PLAYER BIOS

COACHES & STAFF

SERIES HISTORY

2019 IN REVIEW

BOWL HISTORY

RECORD BOOK



Utah captured its second BCS bowl victory over Alabama in the 2009 Sugar Bowl.

BOWL HISTORY

Bowl Game Results



UTAH BOWL RECORD (17-6)

1939[^] Sun Bowl Utah 26 New Mexico 0	1999 Las Vegas Bowl Utah 17 Fresno State 16	2007 Poinsettia Bowl Utah 35 Navy 32	2015 Las Vegas Bowl Utah 35 BYU 28
1964 Liberty Bowl Utah 32 West Virginia 6	2001 Las Vegas Bowl Utah 10 USC 6	2009% Sugar Bowl Utah 31 Alabama 17	2016 Foster Farms Bowl Utah 26 Indiana 24
1992 Copper Bowl Washington State 31 Utah 28	2003 Liberty Bowl Utah 17 Southern Miss 0	2009 Poinsettia Bowl Utah 37 California 27	2017 Heart of Dallas Bowl Utah 30 West Virginia 14
1993 Freedom Bowl USC 28 Utah 21	2005# Fiesta Bowl Utah 35 Pittsburgh 7	2010 Las Vegas Bowl Boise State 26 Utah 3	2018 Holiday Bowl Northwestern 31 Utah 20
1994 Freedom Bowl Utah 16 Arizona 13	2005 Emerald Bowl Utah 38 Georgia Tech 10	2011 Sun Bowl Utah 30 Georgia Tech 27 (OT)	2019 Alamo Bowl Texas 38 Utah 10
1996 Copper Bowl Wisconsin 38 Utah 10	2006 Armed Forces Bowl Utah 25 Tulsa 13	2014 Las Vegas Bowl Utah 45 Colorado State 10	Legend [^] 1938 season; # 2004 season; % 2008 season (games played in January)



In the first indoor major bowl game, Utah capped off a nine-win season with a 32-6 victory over West Virginia in the 1964 Liberty Bowl in Atlantic City, N.J.



Utah's defense piled all over Southern Miss with 10 tackles for loss and five sacks in a 17-0 shutout in the 2003 Liberty Bowl.



New Year's Six Bowl Seasons

Utah earned a pair of invitations to games currently part of the New Year's Six bowls in 2004 and 2008. Utah was voted No. 4 in the final AP Poll in 2004. In 2008, the Utes were declared the National Champions by Anderson/Hester and finished No. 2 in the Associated Press Poll.

During the Bowl Championship Series era from 1998-2013, Utah was the original "BCS Buster" out of the Mountain West Conference, becoming the first school outside of the automatic-qualifying conferences to be invited to a BCS Bowl game in 2004. Four years later in 2008, the Utes became the first non-AQ school to make two BCS Bowl games and the first school from any conference to record multiple undefeated BCS Bowl seasons.

2004

- No. 4 final national ranking by AP, No. 5 in the Coaches Poll.
- 12-0 record to finish as one of three undefeated FBS teams.
- Defeated Pittsburgh, 35-7, in the 2005 Fiesta Bowl in Tempe, Ariz.
- First non-BCS conference school invited to a BCS Bowl when only four existed (a fifth was added in 2006).
- Head coach Urban Meyer earned the George Munger Award as the NCAA Division I coach of the year by Maxwell Football Club.
- Kyle Whittingham was the team's defensive coordinator and co-head coach for the Fiesta Bowl.
- Quarterback Alex Smith was a Heisman Trophy finalist before becoming the No. 1 NFL Draft pick.



Current Ute defensive coordinator Morgan Scalley (center) was a senior team captain when Utah rolled over Pittsburgh to win the 2005 Fiesta Bowl.

2008

- National Champion by major selector Anderson/Hester.
- No. 2 final ranking by AP, No. 4 in the Coaches Poll.
- Highest-ranked non-BCS conference team in history.
- 16 first-place votes in the final AP rankings.
- 13-0 record to finish as the only undefeated FBS team.
- Defeated Alabama, 31-17, in the 2009 Sugar Bowl in New Orleans. The Crimson Tide were ranked No. 1 in the nation for five weeks that season and entered the game as double-digit favorites.
- Four wins over Top 25 teams that season, including two teams that finished in the top 10.
- Kyle Whittingham was recognized as the National Coach of the Year by the AFCA and the Paul "Bear" Bryant Awards committee.



Senior quarterback Brian Johnson torched the Crimson Tide's No. 3-ranked defense by throwing for 336 yards and three touchdowns.



Heisman Trophy finalist Alex Smith threw for 328 yards and four touchdowns and led all rushers with 68 yards in the 2005 Fiesta Bowl.



Joe Dale, Mike Wright and Koa Misi (left to right) led a Ute defense that held Alabama to just 31 rushing yards and recorded eight sacks.

INFORMATION

HERE'S UTAH

2020 OUTLOOK

PLAYER BIOS

COACHES & STAFF

SERIES HISTORY

2019 IN REVIEW

BOWL HISTORY

RECORD BOOK

Bowl Game Summaries



1939 SUN BOWL

Utah 26 | **Inside The Game**
New Mexico 0 | *Utah finished the 1938 season with a 1939 bowl victory over New Mexico.*
El Paso, Texas - Jan. 2, 1939

EL PASO—Predicted as the most even match-up of the 1938 bowl season, Utah blasted the forecasters and New Mexico, 26-0, on Jan. 2. Utah, the old Big Seven Conference champion, struck early. Tom Pace capped a 58-yard drive with a 15-yard touchdown run off a lateral from Ray Davis midway through the first quarter. With a minute remaining in the period, Ray Peterson intercepted a Lobo pass on the Ute 40-yard line and returned it for a second score. Peterson crossed the goal line again in the second quarter, on a fourth-down, 1-yard plunge.

New Mexico's highly-touted aerial attack never advanced past Utah's 40-yard line. As for the Utes, halfback Clarence Gehrke finished their scoring with a 10-yard dash. New Mexico, co-champion of the old Border League, gained just 153 yards of total offense to Utah's 384.

SCORING BY QUARTERS	1	2	3	4	FINAL
Utah	14	6	0	6	26
New Mexico	0	0	0	0	0

SCORING SUMMARY

- UU - Pace 15 run (McGarry kick)
- UU - Peterson 60 interception return (McGarry kick)
- UU - Peterson 1 run (kick failed)
- UU - Gehrke 10 run (kick failed)

TEAM STATISTICS

	UU	NM
First Downs	16	12
Net Rushing	366	153
Passing	1-4-1	4-11-4
Passing Yards	18	59
Total Offense	384	212
Fumbles	1-1	3-1
Penalties	9-55	5-35
Punting	8-30.5	9-40.8

1964 LIBERTY BOWL

Utah 32 | **Inside The Game**
West Virginia 6 | *Utah beats West Virginia in the first indoor major bowl game.*
Atlantic City, N.J. - Dec. 19, 1964

ATLANTIC CITY—Utah never trailed in its 32-6 victory over West Virginia in the 1964 Liberty Bowl—the first indoor major bowl game ever held. A national television audience and 6,059 fans in the Convention Center watched Utah score first on a 29-yard field goal by All-American Roy Jefferson. Jefferson, who also booted a 32-yard field goal, left the game in the first half after separating his shoulder.

But Utah had plenty of firepower left. Halfback Ron Coleman sprinted 53 yards for a touchdown on a day which saw him lead all rushers with 154 rushing yards. Andy Ireland added another long TD dash for the Utes—his went for 47 yards—while quarterback Pokey Allen contributed an 11-yard touchdown run.

The Ute offense, featuring a two-quarterback attack, closed its scoring with a 33-yard touchdown strike from Richard Groth to Bill Morley. In all, the Utes totaled 466 yards of offense.

The Utah defense also did its job, holding the Mountaineers scoreless until the waning minutes of the third quarter. West Virginia's Allen McCune hooked up with receiver Rich Juriga with 5:30 to play for the Mountaineers' sole touchdown. Utah's backfield intercepted four McCune passes.

The Liberty Bowl win capped a 9-2 season for coach Ray Nagel and the Utes. It would stand as the most wins ever by a Ute team for 30 years.

SCORING BY QUARTERS	1	2	3	4	FINAL
Utah	3	16	6	7	32
West Virginia	0	0	6	0	6

SCORING SUMMARY

- UU - Jefferson 29 field goal
- UU - Allen 11 run (Jefferson kick)
- UU - Jefferson 32 field goal
- UU - Coleman 53 run (pass failed)
- UU - Ireland 47 run (run failed)
- WV - Clegg 6 pass from McCune (pass failed)
- UU - Morley 33 pass from Groth (Pullman kick)

TEAM STATISTICS

	UU	WV
First Downs	25	12
Rushing Yardage	323	105
Passing	143	123
Passes	11-23	13-28
Intercepted by	4	0
Punts	1-43	4-25
Fumbles lost	3	1
Yards penalized	61	29

INFORMATION

HERE'S UTAH

2020 OUTLOOK

PLAYER BIOS

COACHES & STAFF

SERIES HISTORY

2019 IN REVIEW

BOWL HISTORY

RECORD BOOK



Bowl Game Summaries

INFORMATION

HERE'S UTAH

2020 OUTLOOK

PLAYER BIOS

COACHES & STAFF

SERIES HISTORY

2019 IN REVIEW

BOWL HISTORY

RECORD BOOK

1992 COPPER BOWL

Utah	28	Inside The Game
Washington State	31	<i>Ute rally falls just short against Washington State in first bowl appearance since 1964.</i>
<i>Tucson, Ariz. - Dec. 29, 1992</i>		

TUCSON—In the early going, Utah played the part of a team that hadn't gone "bowling" for 28 years. But the Utes made up for lost time quickly and nearly upset favored Washington State in one of the most exciting games of the bowl season. After jumping to a 21-0 first-quarter lead, WSU barely held on for a 31-28 win in the Weiser Lock Copper Bowl.

The Utes, who seemingly gave the game away in the first quarter, became acclimated to postseason play in the second and third stanzas, roaring back to tie the score at 28-28. Defense ruled in the fourth quarter and a WSU field goal proved the game winner.

Frank Dolce hit Sean Williams for Utah's first score, a 10-yard pass play. Six minutes later, Keith Williams scampered into pay dirt from 25 yards out to narrow the gap to 21-14. After a 48-yard touchdown pass by Washington State's Drew Bledsoe, Dolce countered with a 49-yard strike to Henry Lusk, who plucked the ball from a defender's hands in a leaping end zone catch.

An 8-yard TD run by Pierre Jones narrowed the gap to 28-26, and a successful two-point conversion from Dolce to Scott Murry tied things up, but only for 20 seconds. Washington State responded with a 22-yard field goal to go ahead 31-28. Utah's Chris Yergensen's 20-yard field goal attempt with 3:19 remaining in the game was wide left and the Utes came up short.

SCORING BY QUARTERS	1	2	3	4	FINAL
Utah	0	14	14	0	28
Washington State	21	7	0	3	31

SCORING SUMMARY

- WS - Wright-Fair 3 run (Price kick) 13:25, 1st
- WS - Bobo 87 pass from Bledsoe (Price kick) 10:32, 1st
- WS - Wright-Fair 3 run (Price kick) 1:20, 1st
- UU - S. Williams 10 pass from Dolce (Yergensen kick) 9:35, 2nd
- UU - K. Williams 25 rush (Yergensen kick) 2:51, 2nd
- WS - Bobo 48 pass from Bledsoe (Price kick) 0:31, 2nd
- UU - Lusk 49 pass from Dolce (Yergensen kick) 8:49, 3rd
- UU - Jones 8 rush (pass good, Murry) 5:25, 3rd
- WS - Price 22 FG, 5:08, 4th

TEAM STATISTICS	UU	WSU
First Downs	20	28
Net Rushing	39-179	41-144
Passing	40-21-0	48-32-1
Passing Yards	316	492
Total Offense	79-495	89-636
Fumbles	3-1	4-2
Penalties	7-55	18-136
Interceptions	1-9	0-0
Punting	6-43.0	6-36.5
Return Yards	90	60
Time of Possession	30:08	29:52
Sacks By	2-11	1-8

INDIVIDUAL LEADERS

- Rushing (Att-Yds-TD)-Utah:** K. Williams 13-112-1, Jones 11-43-1.
- WSU:** Wright-Fair 27-123-2.
- Passing (Att-Comp-1-Yds-TD)-Utah:** Dolce 40-21-0-316-2.
- WSU:** Bledsoe 46-30-1-476-2, Pattison 2-2-0-16-0.
- Receiving (Rec-Yds-TD)-Utah:** S. Williams 7-127-1, Hooks 5-75-0.
- WSU:** Bobo 7-212-2, Davis 8-134-0, Pointer 5-73-0.
- Kickoff Returns-Utah:** Lusk 1-25, Jones 2-23. **WSU:** Hunter 3-55.
- Punt Returns-Utah:** S. Williams 3-17. **WSU:** Hunter 2-(-2).
- Utah Defensive Leaders-Tackles:** Swanson 9, Leary 9, Tonga 8.
- Sacks:** Lambert 1-6, Christensen 1-5.

1993 FREEDOM BOWL

Utah	21	Inside The Game
USC	28	<i>Utes dominate the second half but run out of time against the Southern California Trojans.</i>
<i>Anaheim, Calif. - Dec. 30, 1993</i>		

ANAHEIM—On paper, the Freedom Bowl match-up looked mismatched—the tri-champion of the Pacific-10 Conference (Southern California) against the Western Athletic Conference's fourth-place finisher (Utah). On the field, the pairing looked even worse, at least for two quarters.

Then Utah came alive. When USC jumped to a 28-0 halftime lead, Utah appeared headed for a lopsided loss. Offense? The Utes managed just 101 yards of total offense and failed to cross midfield in the first half. Defense? The Utes gave up 296 yards and four touchdowns. Over? No way.

Led by eventual Freedom Bowl Offensive MVP Henry Lusk, the Utes charged back to within a touchdown of the Trojans, with the ball and a chance to win at the end. Lusk caught six second-half passes for 140 yards and a 59-yard touchdown to help the Utes climb within seven (28-21). In the meantime, Utah's defense slammed the door on USC's vaunted offense, holding the Trojans scoreless in the second half. Junior defensive end Luther Elliss had a huge game for the Utes, with five tackles for lost yardage, two sacks (12 yards) and two pass breakups. Former Trojan Adam Swaney had a career day as a Ute, with four tackles for loss and three sacks (16 yards).

Quarterback Mike McCoy's Hail Mary pass with 0:08 was picked off as time ran out, averting Utah's upset bid.

SCORING BY QUARTERS	1	2	3	4	FINAL
Utah	0	0	13	8	21
USC	20	8	0	0	28

SCORING SUMMARY

- SC - Morton 31 pass from Johnson (Ford kick) 12:23, 1st
- SC - Morton 9 pass from Johnson (Ford kick) 8:45, 1st
- SC - Dotson 2 run (kick failed) 4:10, 1st
- SC - McWilliams 5 pass from Johnson (pass good) 13:34, 2nd
- UU - Henry Lusk 59 pass from McCoy (Yergensen kick) 11:08, 3rd
- UU - Anderson 34 run (kick failed) 4:28, 3rd
- UU - Williams 1 run (pass good to Anderson) 3:26, 4th

TEAM STATISTICS	UU	USC
First Downs	17	20
Net Rushing	64	91
Passing	40-23-3	44-30-1
Passing Yards	286	345
Total Offense	350	436
Fumbles	2-0	2-1
Penalties	5-51	10-96
Interceptions	1-22	3-0
Punting	8-34.1	6-36.7
Punt Returns	3-28	1-31
Kickoff Returns	1-20	3-68
Time of Possession	27:45	32:14
Third Down Conversions	4-14	9-19
Sacks By	5-28	5-37

INDIVIDUAL LEADERS

- Rushing (Att-Yds-TD)-Utah:** Anderson 16-67-1, Williams 1-1-1, Jones 1-9-0.
- USC:** Walters 19-70-0, Strother 9-50-0, Dotson 3-7-1.
- Passing (Att-Comp-1-Yds-TD)-Utah:** McCoy 40-23-3-286-1.
- USC:** Johnson 44-30-1-345-3.
- Receiving (Rec-Yds-TD)-Utah:** Henry Lusk 6-140-1, Anderson 7-61-0, Claiborne 3-42-0, Rowley 2-18-0.
- USC:** Morton 10-147-2, Strother 6-63-0, Grave 4-48-0, McWilliams 2-17-1.
- Kickoff Returns-Utah:** Jones 1-20. **USC:** Grace 2-45, Dotson 1-23.
- Punt Returns-Utah:** Henry Lusk 3-28. **USC:** Grace 1-31.
- Utah Defensive Leaders-Tackles:** Boyd 10, Rexford 10, Elliss 9.
- Sacks:** Elliss 2-12, Swaney 16. **Interceptions:** Rexford 1-22.

Bowl Game Summaries



1994 FREEDOM BOWL

Utah 16
Arizona 13

Inside The Game

TD pass on fourth down gives Utah the win over Arizona in a matchup between ranked teams.

Anaheim, Calif. - Dec. 27, 1994

ANAHEIM—In a remarkable ratio of points to yards, Utah won the Freedom Bowl over Arizona, 16-13, despite accumulating just 75 net yards against Arizona's famed Desert Swarm defense. Utah, which managed just five first downs and six rushing yards all night, seemed doomed to its second straight Freedom Bowl defeat when quarterback Mike McCoy found himself in the grasp of a Wildcat defender on fourth-and-goal. But McCoy made a desperation heave on his way to the ground and freshman Kevin Dyson streaked through a crowd of Wildcats to make a game-winning catch with 3:34 left.

Ironically, the hero's mantle and the game MVP award went to neither of the above. Freshman Cal Beck took an Arizona kickoff and sprinted 72 yards to the Ute 5-yard-line with 4:00 remaining. McCoy and Dyson punched it in from there.

Equal credit should go to the U. defense, which limited Arizona to two field goals and a touchdown, for the first Utah bowl win in 20 years. The Wildcats gained only 184 total yards against the Luther Elliss-led Ute defense and converted on just 3-of-13 third down attempts. They failed to score in the second and third quarters, and their sole TD came on a deflected pass in the first quarter.

SCORING BY QUARTERS	1	2	3	4	FINAL
Utah	0	7	0	9	16
Arizona	7	0	0	6	13

SCORING SUMMARY

- UA - Carter 23 pass from White (McLaughlin kick) 1:57, 1st
- UU - Brown 6 run (Pulsipher kick) 10:03, 2nd
- UA - McLaughlin 44 FG, 12:39, 4th
- UA - McLaughlin 20 FG, 8:05, 4th
- UU - Safety (Peyton steps out of end zone) 4:11, 4th
- UU - Dyson 5 pass from McCoy (Pulsipher kick) 3:34, 4th

TEAM STATISTICS

	UU	UA
First Downs	5	14
Net Rushing	32-6	37-45
Passing	25-11-2	27-13-1
Passing Yards	69	139
Total Offense	57-75	64-184
Fumbles	0-0	2-2
Penalties	9-94	4-35
Interceptions	1-26	2-15
Punting	10-41.0	6-36.8
Punt Returns	2-6	4-28
Kickoff Returns	5-173	3-59
Time of Possession	27:33	32:27
Third Down Conversions	3-15	3-13
Sacks By	2-16	6-45

INDIVIDUAL LEADERS

Rushing (Att-Yds-TD)-Utah: McCoy 7-(-42)-0, Brown 16-44-1, Johnson 4-6-0.

Arizona: Carter 19-44-0, Myles 9-12-0, Taylor 2-11-0.

Passing (Att-Comp-I-Yds-TD)-Utah: McCoy 25-11-2-69-1.

Arizona: White 27-13-1-139-1.

Receiving (Rec-Yds-TD)-Utah: Dyson 2-8-1, Marsh 3-25-0, Tucker 4-28-0.

Arizona: Dice 7-65-0, Carter 4-50-1.

Kickoff Returns-Utah: Beck 3-140, Lawson 1-31.


Arizona: Taylor 1-19, Carter 1-22.

Punt Returns-Utah: Marsh 2-6. **Arizona:** Wray 4-28.

Utah Defensive Leaders-Tackles: Lusk 9, Leary 6, Stapley 6, H. Kaufusi 6, Elliss 6.

Sacks: Elliss 1-7, J. Kaufusi 1-9.

Interceptions: Lusk 1-26.



Keith Williams rushed for 112 yards as Utah made its first postseason appearance in 28 years in the 1992 Copper Bowl.



In the 1994 Freedom Bowl, No. 14 Utah defeated No. 15 Arizona, 16-13. Cal Beck returned an Arizona kickoff 72 yards to the Wildcat 5-yard line with 4:00 remaining, setting up the winning touchdown.

INFORMATION

HERE'S UTAH

2020 OUTLOOK

PLAYER BIOS

COACHES & STAFF

SERIES HISTORY

2019 IN REVIEW

BOWL HISTORY

RECORD BOOK



Bowl Game Summaries

INFORMATION

HERE'S UTAH

2020 OUTLOOK

PLAYER BIOS

COACHES & STAFF

SERIES HISTORY

2019 IN REVIEW

BOWL HISTORY

RECORD BOOK

1996 COPPER BOWL

Wisconsin	38	Inside The Game
Utah	10	<i>Red zone woes by the Utes, combined with too much Ron Dayne, led to loss to Wisconsin.</i>
<i>Tucson, Ariz. - Dec. 27, 1996</i>		

TUCSON—The ballyhooed battle between the nation's two biggest collegiate running backs never materialized, as Utah lost star runner Chris Fuamatu-Ma'afala to a first-quarter ankle injury. Wisconsin's Ron Dayne held up his end of the bargain, however, rushing for 246 yards and three touchdowns in a 38-10 Wisconsin win.

Offensively, the Utes rang up more net yards (430-365) and more first downs (26-16) than the Badgers, moved inside UW's 5-yard line twice and inside the 20-yard line another three times, but four interceptions spelled their doom. In his final game, U. quarterback Mike Fouts completed 27 of 49 passes for 327 yards, but was picked off four times. Terence Keehan and Kevin Dyson had big receiving nights—catching six passes each for 100 and 95 yards, respectively. Juan Johnson scored Utah's only TD of the day on a 1-yard run late in the third quarter. Johnson accounted for 88 of Utah's 103 rushing yards.

Utah's defense held Wisconsin to just 16 passing yards on 2-of-6 passing, but could not stop the run—allowing 349 yards.

SCORING BY QUARTERS	1	2	3	4	FINAL
Wisconsin	14	17	0	7	38
Utah	3	0	7	0	10

SCORING SUMMARY

- UW - Samuel 38 run (Hall kick) 10:11, 1st
- UU - Pulsipher 24 field goal, 3:53, 1st
- UW - Dayne 40 run (Hall kick) 3:11, 1st
- UW - Weems 82 interception return (Hall kick) 13:28, 2nd
- UW - Hall 38 field goal, 2:02, 2nd
- UW - Dayne 3 run (Hall kick) 0:42, 2nd
- UU - Johnson 1 run (Pulsipher kick) 4:14, 3rd
- UW - Dayne 1 run (Hall kick) 12:31, 4th

TEAM STATISTICS

	UU	UW
First Downs	26	16
Net Rushing	31-103	45-349
Passing	49-27-4	16-6-2
Passing Yards	327	16
Total Offense	80-430	51-365
Fumbles	1-0	2-1
Penalties	2-11	3-31
Interceptions	4-125-1	0-0
Punting	2-62	2-82
Punt Returns	1-8	0-0
Kickoff Returns	2-46	3-59
Time of Possession	34:18	25:42
Third Down Conversions	11-17	5-9
Fourth Down Conversions	0-1	1-1
Sacks By	0-0	1-6

INDIVIDUAL LEADERS

- Rushing (Att-Yds-TD)-Utah:** Johnson 20-88-1, Fuamatu-Ma'afala 4-5-0, Bacon 4-9-0.
- Wisconsin:** Dayne 30-246-3, Samuel 5-44-1, McCullough 5-22-0.
- Passing (Att-Comp-Yds-TD)-Utah:** Fouts 49-27-4-327-0.
- Wisconsin:** Samuel 6-2-0-16-0.
- Receiving (Rec-Yds-TD)-Utah:** Keehan 6-100-0, Dyson 6-95-0, Henry 6-47-0.
- Wisconsin:** Hayes 1-9-0, Brown 1-7-0.
- Kickoff Returns-Utah:** Dyson 2-46. **Wisconsin:** Stecker 3-59.
- Punt Returns-Utah:** Dyson 1-8. **Wisconsin:** None.
- Utah Defensive Leaders-Tackles:** Lave 8, Boglin 6, Love 6. **Sacks:** None.
- Interceptions:** None.

1999 LAS VEGAS BOWL

Fresno State	16	Inside The Game
Utah	17	<i>Mike Anderson's big day led Utah to the first bowl win for the new Mountain West Conference.</i>
<i>Las Vegas, Nev. - Dec. 19, 1999</i>		

LAS VEGAS—Running back Mike Anderson and a punishing defensive effort led to the first bowl win for the new Mountain West Conference, courtesy of Utah. The Utes, tri-champions in the league's inaugural season, beat Western Athletic Conference co-champion Fresno State, 17-16.

Statistically, Utah trounced the Bulldogs, winning the total offense battle 548-279. But a spate of special teams breakdowns, including a 75-yard blocked field goal returned for a touchdown by FSU, kept it close.

Anderson and running mate Omar Bacon stole the show in their final collegiate game. Anderson set a Las Vegas Bowl rushing record with 254 yards and scored both of Utah's touchdowns. He also had the day's most impressive run—a 76-yard sprint from the line of scrimmage on Utah's first offensive down. Bacon chipped in 91 rushing yards.

T.D. Croshaw started the game at quarterback but left with a shoulder injury after just one quarter with the game tied 7-7. Darnell Arceneaux relieved and led Utah to victory.

Cletus Truhe had two field goal attempts blocked, but made the game-winner, a 33-yarder with 5:03 remaining. Fresno State's final drive was stopped by Andre Dyson's pass breakup on fourth and seven. Kautai Olevao and Kimball Christianson each had seven tackles for Utah.

SCORING BY QUARTERS	1	2	3	4	FINAL
Fresno State	7	0	3	6	16
Utah	7	0	7	3	17

SCORING SUMMARY

- FS - Williams 75 missed FG return (Hanna kick) 9:32, 1st
- UU - Anderson 34 run (Truhe kick) 3:51, 1st
- FS - Hanna 27 field goal, 9:24, 3rd
- UU - Anderson 5 run (Truhe kick) 9:24, 3rd
- FS - Ward 2 run (Hanna kick blocked) 14:57, 4th
- UU - Truhe 33 field goal, 5:03, 4th

TEAM STATISTICS

	UU	FS
First Downs	25	16
Net Rushing	33-334	20-132
Passing	24-11-1	28-14-0
Passing Yards	214	147
Total Offense	78-548	60-279
Fumbles	2-0	0-0
Penalties	15-151	6-59
Interceptions	0-0	1-11
Punting	4-39.0	5-37.2
Punt Returns	3 (-7)	2-15
Kickoff Returns	3-57	3-74
Time of Possession	35:54	24:06
Third Down Conversions	5-14	4-14
Fourth Down Conversions	0-2	0-2
Sacks By	0-0	3-16

INDIVIDUAL LEADERS

- Rushing (Att.-Yds.-TD)-Utah:** M. Anderson 34-254-2, Bacon 8-91-0.
- FS:** Ward 15-51-1, Gaines 8-31-0.
- Passing (Att.-Comp.-I.-Yds.-TD)-Utah:** Arceneaux 15-8-0-94-0, Croshaw 9-3-1-120-0.
- FS:** Volek 28-14-0-147-0.
- Receiving (Att.-Yds.-TD)-Utah:** Russell 5-96-0, Bendinger 2-70-0.
- FS:** Wright 6-55-0, Smith 4-53-0.
- Kickoff Returns-Utah:** Crockett 2-57. **FS:** Wright 2-43.
- Punt Returns-Utah:** 3(-7). **FS:** Smith 2-15.
- Utah Defensive Leaders-Tackles:** Olevao 7, K. Christianson 7.
- TFL:** Bowers 2-14, Tufaga 1-9.

Bowl Game Summaries



2001 LAS VEGAS BOWL

Utah	10	Inside The Game
USC	6	<i>Utes ruin the Carson Palmer-led Trojans' Christmas by shutting down their offense.</i>
<i>Las Vegas, Nev. - Dec. 25, 2001</i>		

LAS VEGAS—Utah scored on its second drive in the Sega Sports Las Vegas Bowl on Christmas Day, then relied on an incredible defensive effort to beat favored USC for the first time since 1916.

Ryan Kaneshiro's 26-yard field goal at the end of the first half completed Utah's scoring, but 10 points was enough for the swarming Ute defense. A year later, quarterback Carson Palmer would win the Heisman Trophy while leading USC to No. 4 final national ranking. But against the Utes on this day, the Trojans netted just one yard rushing and 151 total yards. USC logged its only TD on its first drive of the second half before the Sheldon Deckart-led U. defense slammed the door again.

Deckart's six tackles, which included two for a loss and two sacks, led a ferocious Ute pass rush that sacked Palmer five times and tallied nine tackles for loss.

Adam Tate closed his career with a 103-yard rushing day and the Utes' only touchdown. Dameon Hunter (94 yards) was the game's MVP.

SCORING BY QUARTERS	1	2	3	4	FINAL
Utah	7	3	0	0	10
USC	0	0	6	0	6

SCORING SUMMARY

UU - Tate 3 run (Kaneshiro kick) 5:26, 1st
 UU - Kaneshiro 26 field goal, 0:29, 2nd
 SC - Byrd 4 run (kick failed) 10:03, 3rd

TEAM STATISTICS

	UU	USC
First Downs	20	12
Net Rushing	54-222	25-1
Passing	21-12-1	26-15-0
Passing Yards	136	150
Total Offense	75-358	51-151
Fumbles	1-1	1-0
Penalties	10-95	6-47
Interceptions	0-0	1-1
Punting	6-38.0	8-37.8
Punt Returns	4-8	2-27
Kickoff Returns	0-0	2-33
Time of Possession	38:01	21:59
Third Down Conversions	10-17	2-12
Fourth Down Conversions	0-0	0-0
Sacks By	5-45	1-12

INDIVIDUAL LEADERS

Rushing (Att-Yds-TD)-Utah: Tate 23-103-1, Hunter 17-94-0.

USC: Byrd 10-21-1.

Passing (Att-Comp-I-Yds-TD)-Utah: Rice 21-12-1-136-0.

USC: Palmer 26-15-0-150-0.

Receiving (Att-Yds-TD)-Utah: Lyman 4-41-0, Richardson 3-35-0.

USC: Colvert 2-38-0, Kelly 3-33-0.


Kickoff Returns-Utah: None. **USC:** Rideaux 2-33.

Punt Returns-Utah: Walterscheid 4-8. **USC:** Arbet 2-27.

Utah Defensive Leaders-Tackles: Deckart 6, Sanders 6.

Sacks: Deckart 2-20, Dwinell 1-10, Sanders 1-10, Powell 1-5.

TFL: Deckart 2-20, Kaufusi 2-10. **Interceptions:** None.



Mike Anderson had the second-highest rushing total in school history with 254 yards against Fresno State in the 1999 Las Vegas Bowl.



USC quarterback Carson Palmer, who would win the Heisman Trophy a year later, was sacked five times by the Utes in a 2001 Las Vegas Bowl victory.

INFORMATION

HERE'S UTAH

2020 OUTLOOK

PLAYER BIOS

COACHES & STAFF

SERIES HISTORY

2019 IN REVIEW

BOWL HISTORY

RECORD BOOK



Bowl Game Summaries

INFORMATION

HERE'S UTAH

2020 OUTLOOK

PLAYER BIOS

COACHES & STAFF

SERIES HISTORY

2019 IN REVIEW

BOWL HISTORY

RECORD BOOK

2003 LIBERTY BOWL

Utah	17	Inside The Game <i>MWC champion Utes shut out C-USA champion Southern Miss in the Liberty Bowl.</i>
Southern Miss	0	
<i>Memphis, Tenn. - Dec. 31, 2003</i>		

MEMPHIS—The Southern Mississippi defense received most of the hype coming into the Liberty Bowl, but it was Utah's defense that carried the day in a 17-0 victory. The blitzin' Utes teamed up for five sacks and 10 tackles for loss, causing first-string Golden Eagle quarterback Dustin Almond to lose his cool and backup Micky D'Angelo to leave the game with a concussion.

And, if holding the Conference USA champion to a paltry 11 first downs, 49 rushing yards and 213 total yards wasn't enough, the Ute defense also came to the rescue of its struggling offensive teammates. Late in the second quarter, safety Morgan Scalley sacked Almond, who fumbled. Ute Lewis Powell recovered the fumble on USM's 17-yard line to set up the only offensive touchdown of the game. Utah's other touchdown was scored by none other than Scalley, who scooped up a fumble forced by safety Dave Revill and returned it 74 yards for a touchdown with 1:36 remaining.

Although Utah never got untracked offensively, Brandon Warfield and Paris Warren both had memorable games. Warfield was named the Liberty Bowl offensive MVP after rushing for 91 yards and the game's first touchdown. Warren had 5 receptions for 72 yards to become Utah's single-season receiving record-holder (76 receptions in 2003). Bryan Borreson's 19-yard field goal in the fourth quarter gave Utah a 10-0 lead and some breathing room.

Ray Holdcraft led the defense with 8 tackles, 4 solo, and 2.5 tackles for loss. Revill had 2 sacks and Powell was the game's defensive MVP after recovering 2 fumbles.

SCORING BY QUARTERS	1	2	3	4	FINAL
Utah	0	7	0	10	17
Southern Miss	0	0	0	0	0

SCORING SUMMARY

- UU - Warfield 5 run (Borreson kick) 4:41, 2nd
- UU - Borreson 19 field goal, 3:24, 4th
- UU - Scalley 74 fumble return (Borreson kick) 1:36, 4th

TEAM STATISTICS

	UU	USM
First Downs	12	11
Net Rushing	45-104	30-69
Passing	19-8-1	39-13-0
Passing Yards	124	144
Total Offense	64-228	69-213
Fumbles	6-2	4-4
Penalties	12-85	12-92
Interceptions	0-0	1-0
Punting	9-379	8-45.8
Punt Returns	7-31	3-20
Kickoff Returns	0-0	3-56
Time of Possession	33:24	26:36
Third Down Conversions	2-15	2-16
Fourth Down Conversions	0-1	0-3
Sacks By	5-38	3-16

INDIVIDUAL LEADERS

- Rushing (Att-Yds-TD)-Utah:** Warfield 27-91-1. **USM:** Harris 14-70-0.
- Passing (Att-Comp-I-Yds-TD)-Utah:** Smith 19-8-1-124-0.
- USM:** Almond 33-11-0-122-0, D'Angelo 6-2-0-22-0.
- Receiving (Att-Yds-TD)-Utah:** Warren 5-72-0, Savoy 1-41-0. **USM:** Blackwell 3-30-0.
- Kickoff Returns-Utah:** None. **USM:** Faulk 1-27.
- Punt Returns-Utah:** Warren 7-31. **USM:** Young 3-20.
- Utah Defensive Leaders-Tackles:** Holdcraft 8, Toone 8.
- Sacks:** Revill 2-16. **TFL:** Holdcraft 2.5-10. **Interceptions:** None.

2005 FIESTA BOWL - BOWL CHAMPIONSHIP SERIES

Pittsburgh	7	Inside The Game <i>The BCS busting Utes finish a perfect 12-0 season at the Fiesta Bowl on New Year's Day.</i>
Utah	35	
<i>Tempe, Ariz. - Jan. 1, 2005</i>		

TEMPE—In the first BCS game ever for a non-BCS school, Utah steamrolled over Big East co-champion Pittsburgh, 35-7, in the Tostitos Fiesta Bowl. Led by offensive co-MVPs Alex Smith and Paris Warren, Utah jumped to a 28-0 lead before Pittsburgh's only score of the day.

Warren's 15 receptions, which went for 198 yards, was a Fiesta Bowl record. Smith was unstoppable, completing 29 of 37 passes for 328 yards and 4 touchdowns (no interceptions). Utah's marvelous Heisman Trophy finalist QB also led all rushers with 68 net yards.

Equally responsible for Utah's blowout victory was the defense, which set a bowl record with nine quarterback sacks. Nose guard Steve Fifita, the defensive MVP, had 5 tackles, 2 tackles for loss and a sack. Safety Eric Weddle led the defense with 11 tackles, a sack and a pass breakup and senior linebacker Tommy Hackenbruck had a monster game in his final Ute outing. Included in Hackenbruck's 10 total tackles were 3 sacks for 29 yards.

The Utes enjoyed a home field atmosphere as the vast majority of sold-out Sun Devil Stadium was red-clad. All estimates suggest it was the largest gathering of Ute fans ever to watch a Utah football game.

SCORING BY QUARTERS	1	2	3	4	FINAL
Pittsburgh	0	0	7	0	7
Utah	7	7	21	0	35

SCORING SUMMARY

- UU - Ganther 4 run (Carroll kick) 3:09, 1st
- UU - Madsen 6 pass from Smith (Carroll kick) 5:29, 2nd
- UU - M. Johnson 18 pass from Smith (Carroll kick) 11:13, 3rd
- UU - Warren 23 pass from Smith (Carroll kick) 6:22, 3rd
- PT - Lee 31 pass from Palko (Cummings kick) 4:28, 3rd
- UU - Warren 18 pass from Smith-Savoy lateral (Carroll kick) 0:25, 3rd

TEAM STATISTICS

	PITT	UU
First Downs	19	25
Net Rushing	30-17	31-139
Passing	22-40-0	29-37-0
Passing Yards	251	328
Total Offense	70-268	68-467
Fumbles	0-0	1-1
Penalties	3-30	7-51
Interceptions	0-0	0-0
Punting	5-36.0	1-28.0
Punt Returns	0-0	1-10
Kickoff Returns	3-44	2-42
Time of Possession	31:17	28:43
Third Down Conversions	7-17	8-10
Fourth Down Conversions	1-2	0-1
Sacks By	2-9	9-73

INDIVIDUAL LEADERS

- Rushing (Att-Yds-TD)-Utah:** Smith 15-68-0, Ganther 6-34-1.
- Pitt:** Murphy 12-37-0.
- Passing (Att-Comp-I-Yds-TD)-Utah:** Smith 37-29-0-328-4.
- Pitt:** Palko 40-22-0-251-1.
- Receiving (No-Yds-TD)-Utah:** Warren 15-198-2, Savoy 7-70-0.
- Pitt:** Delsardo 9-109-0, Lee 7-93-1.
- Punt Returns-Utah:** Weddle 1-10. **Pitt:** none
- Kickoff Returns-Utah:** Walker 1-22, Nagahi 1-20. **Pitt:** Furman 3-44.
- Utah Defensive Leaders-Tackles:** Weddle 11, Hackenbruck 10.
- Sacks:** Hackenbruck 3-29, Ledbetter 2-13. **TFL:** Hackenbruck 3-29, Fifita 2-13, Ledbetter 2-13. **Interceptions:** none.

Bowl Game Summaries



2005 EMERALD BOWL

Georgia Tech	10	Inside The Game <i>Utah erupts against the nation's 12th-ranked defense for an upset win over Georgia Tech.</i>
Utah	38	
<i>San Francisco, Calif. - Dec. 29, 2005</i>		

SAN FRANCISCO—Brett Ratliff and Travis LaTendresse roasted the nation's No. 12-ranked defense and led Utah to a 38-10 upset win over No. 24 Georgia Tech in the Emerald Bowl. The Utes jumped out to a 20-0 lead just minutes into the second quarter before Georgia Tech made a little run by scoring all 10 of its points. A field goal with 0:03 left in the first half would mark the end of Tech's scoring for the night, however. Ratliff's 30 completions, 381 passing yards and four touchdowns shattered the Emerald Bowl records, as well as setting new school and Mountain West Conference bowl records. LaTendresse, the game's offensive MVP, burned the Georgia Tech secondary with a bowl-record 16 receptions for 214 yards and four scores. Quinton Ganther rushed for 120 yards and a touchdown in his final game as a Ute. Utah's defense—every bit as dominating as the offense—was spearheaded by defensive MVP Eric Weddle's superb performance against Tech's All-America receiver Calvin Johnson. Weddle hounded Johnson into a two-catch, 19-yard game. Weddle rarely left the field—also playing quarterback and on special teams. Steve Tate led Utah with 10 tackles and picked off his first career interception, which he returned 45 yards.

SCORING BY QUARTERS	1	2	3	4	FINAL
Georgia Tech	0	10	0	0	10
Utah	13	7	3	15	38

SCORING SUMMARY
 UU - LaTendresse 14 pass from Ratliff (Beardall kick failed) 12:26, 1st
 UU - LaTendresse 23 pass from Ratliff (Beardall kick) 3:59, 1st
 UU - LaTendresse 25 pass from Ratliff (Beardall kick) 14:30, 2nd
 GT - Cooper 31 pass from Ball (Bell kick) 9:25, 2nd
 GT - Bell 29 field goal, 0:03, 2nd
 UU - Beardall 23 field goal, 2:11, 3rd
 UU - LaTendresse 16 pass from Ratliff (Ratliff-LaTendresse pass) 11:44, 4th
 UU - Ganther 41 run (Beardall kick) 8:34, 4th

TEAM STATISTICS	GT	UU
First Downs	20	31
Net Rushing	37-127	35-169
Passing	38-18-2	42-30-2
Passing Yards	258	381
Total Offense	75-385	77-550
Fumbles-Lost	0-0	1-0
Penalties	4-39	7-64
Interceptions-Yds	2-7	2-55
Punting	8-33.2	5-40.6
Punt Returns	2-(-2)	1-5
Kickoff Returns	6-115	3-61
Time of Possession	29:20	30:40
Third Down Conversions	7-18	5-13
Fourth Down Conversions	0-2	2-2
Sacks By	2-13	2-18

INDIVIDUAL LEADERS
Rushing (Att-Yds-TD)-Utah: Ganther 22-120-1, Weddle 3-23-0. **GT:** Daniels 20-109-0.
Passing (Att-Comp-1-Yds-TD)-Utah: Ratliff 41-30-1-381-4. **GT:** Ball 38-18-2-258-1.
Receiving (No-Yds-TD)-Utah: LaTendresse 16-214-4, Hernandez 8-75-0.
GT: Bilbo 4-103-0, Cooper 3-45-1.
Kickoff Returns-Utah: Richards 3-61. **GT:** Grant 5-104.
Punt Returns-Utah: Weddle 1-5. **GT:** Houston 2-(-2).
Utah Defensive Leaders-Tackles: Tate 10, Burnett 7, Toone 7.
Sacks: Burnett 1-10, Fifita 1-7. **TFL:** Fifita 2-12. **Interceptions:** Tate 1-45, Harper 1-10.

2006 ARMED FORCES BOWL

Tulsa	13	Inside The Game <i>All-American Eric Weddle rushed for a TD and ended the game with an interception.</i>
Utah	25	
<i>Fort Worth, Texas - Dec. 23, 2006</i>		

FORT WORTH, Texas—Utah extended its bowl win streak to six in a row with a convincing 25-13 victory over Tulsa. In his last game as a Ute, consensus All-America defensive back Eric Weddle showed why he was considered the most versatile player in the nation. Weddle rushed for the game's final touchdown and then intercepted a pass on the last play of the game. He finished with six tackles, a half sack, a fumble recovery and an interception, while rushing for 56 yards and a touchdown. He also held for Utah's four field goals. As good as Weddle was, the MVP honors went to sophomore kicker/punter Louie Sakoda, who made all four of his field goal attempts and a PAT to account for 13 of Utah's 25 points. Sakoda, who made a career-long 45-yard field goal on his first try, also kept Tulsa on its heels with his punting: He averaged 47.3 yards per punt and placed two of his three punts inside the Tulsa 20-yard line. Brett Ratliff engineered a Utah offense that out-gained Tulsa 405-254. He completed 23-of-34 passes for 240 yards and a touchdown pass to Brent Casteel. Steve Tate led the defense with 10 tackles and a sack.

SCORING BY QUARTERS	1	2	3	4	FINAL
Tulsa	0	7	0	6	13
Utah	3	6	10	6	25

SCORING SUMMARY
 UU - Sakoda 45 field goal 1st, 7:50
 TUL - Smith 1 run (Tracy kick) 2nd, 13:01
 UU - Sakoda 39 field goal 2nd, 8:50
 UU - Sakoda 41 field goal 2nd, 0:00
 UU - Casteel 10 pass from Ratliff (Sakoda kick) 3rd, 11:51
 UU - Sakoda 34 field goal 3rd, 3:02
 TUL - Smith 1 run (kick failed) 4th, 10:54
 UU - Weddle 4 run (pass failed) 4th, 1:05

TEAM STATISTICS	TUL	UU
First Downs	13	22
Net Rushing	29-96	33-165
Passing	20-27-1	23-34-1
Passing Yards	158	240
Total Offense	56-254	67-405
Fumbles-Lost	2-1	1-1
Penalties	4-36	6-41
Interceptions-Yds	1-18	1-10
Punting	7-42.6	3-47.3
Punt Returns	1-70	5-10.8
Kickoff Returns	4-20.0	3-11.0
Time of Possession	28:10	31:50
Third Down Conversions	2-11	7-14
Fourth Down Conversions	2-2	0-0
Sacks By	1-8	2-19

INDIVIDUAL LEADERS
Rushing (Att-Yds-TD)-Utah: Casteel 7-66-0, Weddle 10-56-1.
TUL: Tennial 6-53-0; Adams 12-37-0.
Passing (Att-Comp-1-Yds-TD)-Utah: Ratliff 34-23-1-240-1; **TUL:** Smith 27-20-1-158-0.
Receiving (No-Yds-TD)-Utah: Hernandez 8-55-0, Richards 7-69-0.
TUL: Adams 9-63-0, Moss 4-31-0.
Kickoff Returns-Utah: McCain 3-33. **TUL:** Grooms 2-41, Taylor 2-39.
Punt Returns-Utah: Wilson 4-50. **TUL:** Moss 1-7.
Utah Defensive Leaders-Tackles: Tate 10, Weddle 6, Burnett 5.
Sacks: Tate 1-10. **TFL:** Burnett 2-4, Lefiti 1.5-5.
Interceptions: Weddle 1-10.

INFORMATION
 HERE'S UTAH
 2020 OUTLOOK
 PLAYER BIOS
 COACHES & STAFF
 SERIES HISTORY
 2019 IN REVIEW
BOWL HISTORY
 RECORD BOOK



Bowl Game Summaries

INFORMATION

HERE'S UTAH

2020 OUTLOOK

PLAYER BIOS

COACHES & STAFF

SERIES HISTORY

2019 IN REVIEW

BOWL HISTORY

RECORD BOOK

2007 POINSETTIA BOWL

Utah	35	Inside The Game <i>Joe Dale gets a pick after Navy scores a TD in the final minute and recovers the onside kick.</i>
Navy	32	
<i>San Diego, Calif. - Dec. 20, 2007</i>		

SAN DIEGO—Poinsettia Bowl offensive MVP Brian Johnson put on a second-half passing clinic, defensive MVP Joe Dale made a game-saving interception with less than a minute remaining, and Utah edged Navy 35-32 in the first bowl game of the season.

Stymied on the ground in the first half, Utah turned to Johnson's arm after the break. He connected on 20 of his final 22 pass attempts including 11 straight completions. Johnson also rushed for 69 yards and a touchdown.

A 28-point second half rallied Utah to a 35-25 lead with 1:27 remaining in the game. But Navy struck back with a 58-yard pass play to narrow the gap to 35-32. The Midshipmen recovered their onside kick and advanced into Utah territory before Dale's first career interception on the 31-yard line sealed a Ute victory.

Dale finished with a career-high 12 tackles. Paul Kruger added 10 tackles and a sack. Darrell Mack rushed for 76 yards and two touchdowns.

SCORING BY QUARTERS	1	2	3	4	FINAL
Utah	0	7	14	14	35
Navy	0	10	7	15	32

SCORING SUMMARY

- UU - Mack 5 run (Sakoda kick), 8:42, 2nd
- NV - Kaheaku-Enhada 1 run (Bullen kick), 5:14, 2nd
- NV - Bully 39 field goal, 0:28, 2nd
- NV - Kettani 43 run (Bullen kick), 11:52, 3rd
- UU - Brooks 23 run (Sakoda kick), 4:47, 3rd
- UU - Richards 40 pass from Johnson (Sakoda kick), 1:12, 3rd
- UU - Johnson 19 run (Sakoda kick), 12:47, 4th
- NV - White 10 pass from Kaheaku-Enhada (Kaheaki-Enhada rush), 8:48, 4th
- UU - Mack 1 run (Sakoda kick), 1:27, 4th
- NV - Singleton 58 pass from Kaheaku-Enhada (Bullen kick), 0:57, 4th

TEAM STATISTICS

	UU	NAVY
First Downs	26	21
Net Rushing	213	316
Passing	22-27-1	7-14-1
Passing Yards	238	122
Total Offense	451	438
Fumbles-Lost	1-1	4-2
Penalties	4-37	4-21
Interceptions-Yds	1-0	1-20
Punting	4-34.5	3-45.7
Punt Returns	1-5	0-0
Kickoff Returns	6-126	6-136
Time of Possession	33:34	27:26
Third Down Conversions	7-14	6-16
Fourth Down Conversions	1-2	1-3
Sacks By	1-6	0-0

INDIVIDUAL LEADERS

- Rushing (Att-Yds-TD)-Utah:** Mack 22-76-2, Johnson 11-69-1.
- Navy:** Kettani 12-125-1.
- Passing (Att-Comp-I-Yds-TD)-Utah:** Johnson 36-20-1-226-1.
- Navy:** Kaheaku-Enhada 14-7-1-122-2.
- Receiving (No-Yds-TD)-Utah:** Hernandez 5-63-0, Richards 4-61-1.
- Navy:** Singleton 2-64-1.
- Kickoff Returns-Utah:** Brooks 5-126. **Navy:** Campbell 5-117.
- Punt Returns-Utah:** Richards 1-5. **Navy:** None.
- Utah Defensive Leaders-Tackles:** Dale 12, Kruger 10, Misi 9. **Sacks:** Kruger 1-6.
- TFL:** Kruger 1.5-7, Burnett 1-4, Jiannoni 1-2. **Interceptions:** Dale 1-0.

2009 SUGAR BOWL - BOWL CHAMPIONSHIP SERIES

Utah	31	Inside The Game <i>Utah scores on its first three possessions as it thumps favored Alabama.</i>
Alabama	17	
<i>New Orleans, La. - Jan. 2, 2009</i>		

NEW ORLEANS—No. 7-ranked Utah, playing in its second BCS bowl game in five years, stomped heavily favored and No. 4-ranked Alabama 31-17.

The Utes, who finished as the only undefeated FBS team in the nation, scored on their first three possessions to take a 21-0 first quarter lead. Alabama made a run in the second and third quarters, trimming Utah's lead to 21-17, but could not find the end zone for the final 25 minutes.

Sugar Bowl MVP Brian Johnson feasted on the nation's No. 3-ranked defense, completing 27-of-41 passes for 336 yards and three touchdowns. Freddie Brown had a career-high 125 receiving yards, and Bradon Godfrey, David Reed and Brent Casteel all caught TD passes.

The Ute defense was just as overpowering, sacking Alabama QB John Parker Wilson eight times (three by Stevenson Sylvester) and intercepting him twice (both by Robert Johnson). Utah also stymied a Tide run game that was averaging 196 yards per game, but could get just 31 against the Utes. Sylvester and Mike Wright had seven tackles each. Kepa Gaison and Sean Smith combined for 12 tackles and three sacks.

SCORING BY QUARTERS	1	2	3	4	FINAL
Utah	21	0	7	3	31
Alabama	0	10	7	0	17

SCORING SUMMARY

- UU - Casteel 7 pass from Johnson (Sakoda kick), 11:02, 1st
- UU - Asiata 2 run (Sakoda kick), 8:57, 1st
- UU - Godfrey 18 pass from Johnson (Sakoda kick), 4:01, 1st
- UA - Tiffin 52 field goal, 14:55, 2nd
- UA - Arenas 73 punt return (Tiffin kick), 5:28, 2nd
- UA - Coffee 4 pass from Wilson (Tiffin kick), 11:41, 3rd
- UU - Reed 28 pass from Johnson (Sakoda kick), 10:04, 3rd
- UU - Sakoda 28 field goal, 2:49, 4th

TEAM STATISTICS

	UU	UA
First Downs	22	15
Net Rushing	13	31
Passing	27-41-0	18-30-2
Passing Yards	336	177
Total Offense	349	208
Fumbles-Lost	3-1	1-1
Penalties	10-91	7-67
Interceptions-Yds	2-7	0-0
Punting	6-27.1	4-166
Punt Returns	1-2	1-73-1
Kickoff Returns	4-93	6-149
Time of Possession	28:42	31:18
Third Down Conversions	6-14	4-13
Fourth Down Conversions	0-0	0-0
Sacks By	8-53	2-10

INDIVIDUAL LEADERS

- Rushing (Att-Yds-TD)-Utah:** Asiata 13-29-1, Mack 4-8-0, Johnson 4-(-15)-0.
- UA:** Coffee 13-36-0, Ingram 8-26-0, Wilson 12-(-31)-0.
- Passing (Comp-Att-I-Yds-TD)-Utah:** Johnson 27-41-0-336-3.
- UA:** Wilson 18-30-2-177-1.
- Receiving (No-Yds-TD)-Utah:** Brown 12-125-0, Godfrey 6-75-1, Brooks 4-45-0, Reed 2-58-1, Casteel 1-17-1, Mack 1-14-0, Sampson 1-2-0.
- UA:** Jones 7-77-0, Coffee 4-40-1, Walker 3-25-0, Stover 1-15-0.
- Kickoff Returns-Utah:** Reed 2-47, Casteel 2-46. **UA:** Arenas 5-134, Huber 1-15.
- Punt Returns-Utah:** Rice 1-2. **UA:** Arenas 1-73-1.
- Utah Defensive Leaders-Tackles:** Sylvester 7, Wright 7, Gaison 6, Smith 6.
- Sacks:** Sylvester 3-16, Gaison 2-12, Eliapo 1-11, Smith 1-10.
- TFL:** Sylvester 3-16, Gaison 2-12, Eliapo 1-11, Smith 1-10. **Interceptions:** R. Johnson 2-7.

Bowl Game Summaries



2009 POINSETTIA BOWL

Utah	37	Inside The Game
California	27	<i>Trailing 14-0, Utes score 27 straight points and cruise to ninth-straight bowl win.</i>
<i>San Diego, Calif. - Dec. 23, 2009</i>		

SAN DIEGO—After spotting Cal a 14-0 first-quarter lead, No. 23 Utah scored 27 straight points and cruised to a 37-27 victory in the Poinsettia Bowl. Utah extended the nation's longest active bowl win streak to nine games with the win.

Freshman quarterback Jordan Wynn initiated the comeback after throwing an interception that Cal returned for a touchdown. Wynn recovered quickly and finished with 338 passing yards, three touchdowns and the Offensive MVP trophy.

Defensive MVP honors went to Stevenson Sylvester, who led Utah with eight tackles, and whose interception and 27-yard return for a touchdown in the fourth quarter gave Utah a 37-21 lead and doused any Cal hopes for a comeback. Also intercepting a fourth-quarter pass was Robert Johnson. Utah's defense was in the Cal backfield for most of the night, recording four sacks and nine tackles for loss.

For the offense, David Reed set school records for receptions and receiving yards in a season by catching six passes for 103 yards, while freshman tight end Kendrick Moeai made two touchdown grabs.

SCORING BY QUARTERS	1	2	3	4	FINAL
Utah	7	17	3	10	37
California	14	0	7	6	27

SCORING SUMMARY

- UC - Verneen 36 run (D'Amato kick), 6:06, 1st
- UC - Young 31 interception return (D'Amato kick), 5:55, 1st
- UU - Moeai 6 pass from Wynn (Phillips kick), 1:35, 1st
- UU - Phillips 28 field goal, 9:31, 2nd
- UU - Moeai 15 pass from Wynn (Phillips kick), 4:58, 2nd
- UU - Brooks 21 pass from Wynn (Phillips kick), 0:43, 2nd
- UU - Phillips 29 field goal, 3:13, 3rd
- UC - Vereen 1 run (D'Amato kick), 0:39, 3rd
- UU - Phillips 25 field goal, 13:05, 4th
- UU - Sylvester 27 interception return (Phillips kick), 5:27, 4th
- UC - Ross 24 pass from Riley (Riley pass failed), 1:46, 4th

TEAM STATISTICS

	UU	CAL
First Downs	20	17
Net Rushing	35-51	28-96
Passing	26-37-1	20-36-2
Passing Yards	338	310
Total Offense	72-389	64-214
Fumbles-Lost	0-0	1-1
Penalties	5-35	4-33
Interceptions-Yds	2-27-1	1-31-1
Punting	5-198	7-251
Punt Returns	3-2	0-0
Kickoff Returns	4-111	7-135
Time of Possession	35:19	24:41
Third Down Conversions	4-15	3-14
Fourth Down Conversions	1-2	2-2
Sacks By	4-24	3-9

INDIVIDUAL LEADERS

- Rushing (Att-Yds-TD)—Utah:** Wide 21-37-0, Shakerin 7-27-0.
- Cal:** Vereen 20-122-2.
- Passing (Comp-Att-I-Yds-TD)—Utah:** Wynn 26-36-1-338--3.
- Cal:** Riley 20-36-2-214-1.
- Receiving (No-Yds-TD)—Utah:** Brooks 7-76-1, Reed 6-103-0, Wide 4-83-0, Matthews 3-20-0, Moeai 2-21-2.
- Cal:** Miller 5-55-0, Marvin 5-44-0.
- Kickoff Returns—Utah:** Smithson 2-76, Christopher 1-21.
- Cal:** Sofele 6-121.
- Punt Returns—Utah:** Smithson 3-2. **Cal:** None.
- Utah Defensive Leaders—Tackles:** Sylvester 8, Siliga 6, Misi 6.
- Sacks:** Gaison 1.5-9, Chapman 1-7, Siliga 1-6, Misi 0.5-2.
- TFL:** Burton 2-3, Gaison 1.5-9. **Interceptions:** Sylvester 1-27-1, Johnson 1-0.



Defensive MVP Joe Dale made an interception with less than a minute remaining to preserve Utah's 35-32 win over Navy in the 2007 Poinsettia Bowl.



Stevenson Sylvester led the defense with eight tackles and returned an interception 27 yards for a touchdown in Utah's win over the Cal Bears in the 2009 Poinsettia Bowl.

INFORMATION

HERE'S UTAH

2020 OUTLOOK

PLAYER BIOS

COACHES & STAFF

SERIES HISTORY

2019 IN REVIEW

BOWL HISTORY

RECORD BOOK



Bowl Game Summaries

INFORMATION

HERE'S UTAH

2020 OUTLOOK

PLAYER BIOS

COACHES & STAFF

SERIES HISTORY

2019 IN REVIEW

BOWL HISTORY

RECORD BOOK

2010 LAS VEGAS BOWL

Utah	3	Inside The Game <i>Utes fall in battle of top 20 teams as bowl winning streak comes to an end.</i>
Boise State	26	
<i>Las Vegas, Nev. - Dec. 22, 2010</i>		

LAS VEGAS—Utah's defense started fast, but the offense led by backup quarterback Terrance Cain couldn't keep pace and Utah lost 26-3 to 10th-ranked Boise State in the Las Vegas Bowl.

On the game's first drive, Lamar Chapman sacked Bronco quarterback Kellen Moore, jarring loose the ball, which was recovered by Neli A'asa at the BSU 20-yard line. Utah couldn't capitalize on its field position and first-team all-Mountain West Conference kicker Joe Phillips missed a 39-yard field goal—his first miss inside 40 yards all season.

Other key defensive plays in Boise's scoreless first quarter included forcing the Broncos to punt, stopping them on downs and an interception by Chaz Walker that he returned to the BSU 32-yard line. The interception set up Utah's only score of the day—a 44-yard field goal by Phillips. Utah would not score again while mustering just 200 yards in total offense. Walker led Utah with 10 tackles, an interception and a forced fumble, while Chapman added nine stops, a sack and a forced fumble.

SCORING BY QUARTERS	1	2	3	4	FINAL
Utah	3	0	0	0	3
Boise State	0	16	7	3	26

SCORING SUMMARY

- UU - Phillips 44 field goal, 0:56, 1st
- BS - Martin 84 run (Brotzman kick) 8:39, 2nd
- BS - Brotzman 29 field goal, 2:27, 2nd
- BS - Shoemaker 26 pass from Moore (pass failed) 0:18, 2nd
- BS - Pettis 18 pass from Moore (Brotzman kick) 8:18, 3rd
- BS - Brotzman 21 field goal, 8:49, 4th

TEAM STATISTICS	UU	BS
First Downs	8	23
Net Rushing	29-107	37-202
Passing	10-24-0	29-40-1
Passing Yards	93	341
Total Offense	200	543
Fumbles-Lost	3-3	4-3
Penalties	10-83	3-29
Interceptions-Yds	1-24	0-0
Punting	5-41.2	1-47.0
Punt Returns	1-0	1-15
Kickoff Returns	6-146	2-33
Time of Possession	26:50	33:10
Third Down Conversions	2-13	8-18
Sacks By	1-7	4-21

INDIVIDUAL LEADERS

- Rushing (Att-Yds-TD)-Utah:** Wide 6-34-0, Smithson 3-32-0.
- BS:** Martin 14-147-1, Avery 12-55-0.
- Passing (Comp-Att-1-Yds-TD)-Utah:** Cain 10-24-0-93-0.
- BS:** Moore 28-38-1-339-2.
- Receiving (No.-Yds-TD)-Utah:** Smithson 3-56-0, Wide 3-21-0.
- BS:** Pettis 12-147-1, Young 6-64-0.
- Kickoff Returns-Utah:** Dunn 2-57, Taplin-Ross 2-53.
- BS:** Avery 1-19, Young 1-14.
- Punt Returns-Utah:** Smithson 1-0. **BS:** Potter 1-15.
- Utah Defensive Leaders-Tackles:** Walker 10, Chapman 9.
- Sacks:** Chapman 1-7, Cox 1-1. **TFL:** Chapman 1-7, Cox 1-1.
- Interceptions:** Walker 1-24.

2011 SUN BOWL

Georgia Tech	27	Inside The Game <i>Utes win their first overtime bowl game after rallying from a 14-point deficit in the fourth quarter.</i>
Utah	(OT) 30	
<i>El Paso, Texas - Dec. 31, 2011</i>		

EL PASO, Texas—John White capped a record-setting season with an 8-yard touchdown run to lift Utah to a 30-27 overtime win over Georgia Tech in the Sun Bowl.

White, the game's MVP, rushed for 115 yards to raise his season total to 1,519 yards and break a school record set back in 1982.

Utah, which trailed 24-10 after three quarters, outscored Tech 14-0 in the fourth quarter to send the game into OT. Jon Hays hit Kendrick Moeai with a 3-yard pass for the first score and then found DeVonte Christopher for a 28-yard TD strike on fourth-and-14 for the game-tying touchdown. Christopher also was named Special Teams MVP for his 97 yards in kickoffs.

Sun Bowl Most Valuable Lineman Star Lotulelei had six tackles and a fumble recovery and Chaz Walker led Utah with 15 tackles and a TFL.

SCORING BY QUARTERS	1	2	3	4	OT	FINAL
Georgia Tech	0	7	17	0	3	27
Utah	7	3	0	14	6	30

SCORING SUMMARY

- UU - Asiata 1 pass from Hays (Petersen kick), 9:54, 1st
- GT - Lyons 36 run (Moore kick), 11:39, 2nd
- UU - Petersen 25 field goal, 00:15, 2nd
- GT - Moore 32 field goal, 10:27, 3rd
- GT - Hill 31 pass from Washington (Moore kick), 4:43, 3rd
- GT - Nealy 74 interception return (Moore kick), 4:15, 3rd
- UU - Moeai 3 pass from Hays (Petersen kick), 6:50, 4th
- UU - Christopher 28 pass from Hays (Petersen kick), 1:32, 4th
- GT - Moore 34 field goal, OT
- UU - White 8 run, OT

TEAM STATISTICS	GT	UU
First Downs	19	14
Net Rushing	57-312	32-144
Passing	11-15-0	15-32-1
Passing Yards	137	193
Total Offense	72-449	64-337
Fumbles-Lost	4-1	2-0
Penalties	4-30	4-20
Interceptions-Yds	1-74-1	0-0
Punting	5-228	8-396
Punt Returns	1-10	2-41
Kickoff Returns	2-36	3-115
Time of Possession	33:58	26:02
Third Down Conversions	8-18	4-15
Fourth Down Conversions	0-0	2-2
Sacks By	2-13	0-0

INDIVIDUAL LEADERS

- Rushing (Att-Yds-TD)-Utah:** White 26-115-1, Dunn 2-37-0.
- GT:** Lyons 18-138-1, Washington 21-97-0, Peoples 9-59-0.
- Passing (Comp-Att-1-Yds-TD)-Utah:** Hays 15-31-1-193-3, Christopher 0-1-0-0-0.
- GT:** Washington 11-15-0-137-1.
- Receiving (No.-Yds-TD)-Utah:** Asiata 5-57-1, Christopher 4-74-1, Matthews 1-31-0, Rolf 1-20-0, Moeai 2-8-1.
- GT:** Melton 3-19-0, Jones 3-17-0, Hill 2-35-1, Peoples 1-58-0.
- Kickoff Returns-Utah:** Christopher 2-97, Dunn 1-18. **GT:** Peoples 2-36.
- Punt Returns-Utah:** McNabb 2-41. **GT:** Thomas 1-10.
- Utah Defensive Leaders-Tackles:** Walker 15, Martinez 11, Finau 10, Shelby 10.
- Sacks:** None. **TFL:** Walker 1-2, Finau 1-1, Shelby 1-1, Blechen 1-1, Rowe 1-1.
- Interceptions:** None.

Bowl Game Summaries



2014 LAS VEGAS BOWL

Utah	45	Inside The Game <i>Relentless ground game and stingy defense help Utes roll over a former league rival.</i>
Colorado State	10	
<i>Las Vegas, Nev. - Dec. 20, 2014</i>		

LAS VEGAS—Bowl MVP Travis Wilson passed for 158 yards and a touchdown and rushed for 91 yards and three scores to lead Utah to a 45-10 rout of Colorado State.

Devontae Booker rushed for 162 yards and a touchdown and Kaelin Clay led the receivers with 63 yards.

Utah's defense kept the Rams out of the end zone for the final three quarters, stuffed the CSU run game to the tune of 12 net yards and allowed just one third down conversion in 10 attempts. Jared Norris had eight tackles, while Jason Fanaika, Pita Taumoepenu and Nate Orchard all recorded sacks.

The win moved Utah head coach Kyle Whittingham to 8-1 in bowl games and tied him with John Robinson (8-1 at USC/UNLV) for the best bowl winning percentage (.889) in NCAA history (minimum 7 wins).

SCORING BY QUARTERS	1	2	3	4	FINAL
Utah	21	3	7	14	45
Colorado	10	0	0	0	10

SCORING SUMMARY

- UU - Wilson 8 run (Phillips kick), 12:37, 1st
- UU - McClellon 16 pass from Wilson (Phillips kick), 8:29, 1st
- CS - Grayson 39 pass from Lovett (Roberts kick), 5:42, 1st
- UU - Booker 60 run (Phillips kick), 5:30, 1st
- CS - Roberts 41 field goal, 2:09, 1st
- UU - Phillips 38 field goal, 8:25, 2nd
- UU - Wilson 15 run (Phillips kick), 4:12, 3rd
- UU - Wilson 12 run (Phillips kick), 13:23, 4th
- UU - Poole 10 run (Phillips kick), 12:28, 4th

TEAM STATISTICS

	UU	CS
First Downs	29	13
Net Rushing	48-359	19-12
Passing	19-29-1	21-35-1
Passing Yards	189	266
Total Offense	77-548	54-278
Fumbles-Lost	0-0	2-1
Penalties	7-68	7-68
Interceptions-Yds	1-13	1-0
Punting	3-117	7-308
Punt Returns	2-(-8)	1-(-2)
Kickoff Returns	2-26	7-127
Time of Possession	33:56	26:04
Third Down Conversions	9-14	1-10
Fourth Down Conversions	0-1	0-0
Sacks By	3-23	0-0

INDIVIDUAL LEADERS

Rushing (Att-Yds-TD)-Utah: Booker 26-162-1, Wilson 11-91-3, McCormick 5-86-0, Poole 3-12-1. **CS:** Hart 7-21-0.

Passing (Comp-Att-I-Yds-TD)-Utah: Wilson 17-26-1-158-1.

CS: Grayson 20-34-1-227-0.

Receiving (No-Yds-TD)-Utah: Scott 6-61-0, Clay 4-63-0, Booker 4-24-0.

CS: Higgins 7-110-0, Williams 3-49-0.

Kickoff Returns-Utah: Clay 1-14, Henderson 1-12. **CS:** Gaines 6-115.

Punt Returns-Utah: Clay 2-(-8). **CS:** Hodges 1-(-2).

Utah Defensive Leaders-Tackles: Norris 8, M. Williams 5.

Sacks: Fanaika 1-10, Taumoepenu 1-8, Orchard 1-5.

TFL: Fanaika 1-10, Taumoepenu 1-8, Orchard 1-5.

Interceptions: Hale 1-13.



Running back John White's record-breaking season ended with an eight-yard touchdown run to give Utah an overtime victory over Georgia Tech in the 2011 Sun Bowl.



Devontae Booker rushed for 162 yards and a touchdown as Utah overwhelmed Colorado State 45-10 in the 2014 Las Vegas Bowl.

INFORMATION

HERE'S UTAH

2020 OUTLOOK

PLAYER BIOS

COACHES & STAFF

SERIES HISTORY

2019 IN REVIEW

BOWL HISTORY

RECORD BOOK



Bowl Game Summaries

INFORMATION

HERE'S UTAH

2020 OUTLOOK

PLAYER BIOS

COACHES & STAFF

SERIES HISTORY

2019 IN REVIEW

BOWL HISTORY

RECORD BOOK

2015 LAS VEGAS BOWL

BYU	28	Inside The Game <i>Defense forces five turnovers and returns a pair of interceptions for touchdowns.</i>
Utah	35	
<i>Las Vegas, Nev. - Dec. 19, 2015</i>		

LAS VEGAS—Utah forced five-straight BYU turnovers in the first quarter—scoring touchdowns off all of them—and then held on to beat the Cougars 35-28.

Tevin Carter intercepted two passes during that stretch, returning one for a touchdown, and was named the game's Most Valuable Player. Also contributing to the flurry of BYU turnovers were Kylie Fitts and Gianni Paul, who forced and recovered a fumble on the first series of the game, Dominique Hatfield (interception), and Lowell Lotulelei and Stevie Tu'ikolovatu, who forced and recovered the fumble that set up Utah's final touchdown.

Joe Williams rushed for 91 yards and two touchdowns and Travis Wilson scored on a 20-yard rush.

SCORING BY QUARTERS	1	2	3	4	FINAL
BYU	0	7	7	14	28
Utah	35	0	0	0	35

SCORING SUMMARY

- UU - J. Williams 1 run (Phillips kick), 10:59, 1st
- UU - Carter 28 interception return (Phillips kick), 10:42, 1st
- UU - J. Williams 1 run (Phillips kick), 9:01, 1st
- UU - Hatfield 46 interception return (Phillips kick), 7:29, 1st
- UU - Wilson 20 run (Phillips kick), 4:38, 1st
- BYU - Peck 3 pass from Mangum (Samson kick), 00:36, 2nd
- BYU - Bernard 10 run (Samson kick), 10:02, 3rd
- BYU - Kurtz 5 pass from Mangum (Samson kick), 10:33, 4th
- BYU - Mangum 4 run (Samson kick), 3:23, 4th

TEAM STATISTICS

	BYU	UU
First Downs	21	14
Net Rushing	25-71	47-126
Passing	25-56-3	9-16-0
Passing Yards	315	71
Total Offense	81-386	63-197
Fumbles-Lost	2-2	0-0
Penalties	6-54	7-76
Interceptions-Yds	0-0	3-107-2
Punting	4-156	6-297
Punt Returns	2-13	0-0
Kickoff Returns	5-111	1-22
Time of Possession	26:52	33:08
Third Down Conversions	8-17	5-15
Fourth Down Conversions	2-2	2-4
Sacks By	3-18	4-20

INDIVIDUAL LEADERS

- Rushing (Att-Yds-TD)-Utah:** J. Williams 25-91-2, Wilson 15-23-1, Hackett 1-21-0. **BYU:** Bernard 7-58-1, Brown 5-12-0, Mangum 11-21-3.
- Passing (Comp-Att-I-Yds-TD)-Utah:** Wilson 9-16-0-71-0.
- BYU:** Mangum 25-56-3-315-2.
- Receiving (No-Yds-TD)-Utah:** J. Williams 2-22-0, Handley 2-16-0, Smith 1-15-0.
- BYU:** Houk 6-68-0, Juergens 5-55-0, Kurtz 4-56-1, Blackmon 3-97-0.
- Kickoff Returns-Utah:** Covey 1-22. **BYU:** Burt 5-111.
- Punt Returns-Utah:** None. **BYU:** Shelton 2-13.
- Utah Defensive Leaders-Tackles:** Paul 8, Thomas 6, Hatfield 5, Fauonuku 5.
- Sacks:** Fauonuku 1.0-8, Fanaika 1.0-8, Dimick 1.0-3, Fitts 1.0-1.
- TFL:** Mokofisi 2.0-5, Fauonuku 1.0-8, Fanaika 1.0-8, Paul 1.0-4.
- Interceptions:** Carter 2-61-1, Hatfield 1-46-1.

2016 FOSTER FARMS BOWL

Indiana	24	Inside The Game <i>Andy Phillips boots four field goals to back up Joe Williams' 200-yard rushing effort.</i>
Utah	26	
<i>Santa Clara, Calif. - Dec. 28, 2016</i>		

SANTA CLARA, Calif.—Foster Farms Bowl MVP Joe Williams ran for 222 yards and a touchdown and Andy Phillips kicked a 27-yard field goal with 1:24 to play to lead Utah past Indiana, 26-24.

After Indiana took a 24-23 lead with 10:10 on the clock, Williams put the team on his back—rushing four times for 64 yards to set up Phillips' game-winning kick. Phillips, who was 4-of-4 in field goals, scored all of Utah's second-half points with makes of 48, 41 and 27 yards.

Utah forced three IU turnovers, including an interception by Marcus Williams. Kavika Luafatasaga had a career-high 12 tackles (2 TFL) and had a pass breakup on the final play of the game.

SCORING BY QUARTERS	1	2	3	4	FINAL
Indiana	7	10	0	7	24
Utah	10	7	6	3	26

SCORING SUMMARY

- IND - Paige 7 pass from Lagow (Oakes kick), 14:08, 1st
- UU - Phillips 30 field goal, 9:30, 1st
- UU - J. Williams 16 run (Phillips kick), 8:41, 1st
- UU - Huntley 1 run (Phillips kick), 9:14, 2nd
- IND - Oakes 24 field goal, 4:33, 2nd
- IND - Westbrook 36 pass from Diamont (Oakes kick), 1:38, 2nd
- UU - Phillips 48 field goal, 5:40, 3rd
- UU - Phillips 41 field goal, 00:30, 3rd
- IND - Redding 3 run (Oakes kick), 10:10, 4th
- UU - Phillips 27 field goal, 1:24, 4th

TEAM STATISTICS

	IND	UU
First Downs	22	21
Net Rushing	37-117	52-256
Passing	15-40-1	12-24-1
Passing Yards	224	214
Total Offense	77-341	76-470
Fumbles-Lost	2-2	4-3
Penalties	4-24	9-86
Interceptions-Yds	1-0	1-0
Punting	6-255	4-174
Punt Returns	2-12	5-35
Kickoff Returns	6-129	2-19
Time of Possession	24:37	35:23
Third Down Conversions	6-15	7-16
Fourth Down Conversions	1-1	1-1
Sacks By	5-30	3-23

INDIVIDUAL LEADERS

- Rushing (Att-Yds-TD)-Utah:** J. Williams 26-222-1, Huntley 8-23-1, Moss 6-19-0.
- IND:** Redding 17-72-1, Brookins 12-53-0.
- Passing (Comp-Att-I-Yds-TD)-Utah:** T. Williams 11-23-1-178-0, Huntley 1-1-0-36-0.
- IND:** Lagow 14-39-1-188-1, Diamont 1-1-0-36-1.
- Receiving (No-Yds-TD)-Utah:** Simpkins 4-58-0, Patrick 2-27-0, J. Williams 1-56-0, Fulks 1-36-0, S. Wilson 1-14-0.
- IND:** Westbrook 5-80-1, Paige 4-42-1, Jones 3-65-0.
- Kickoff Returns-Utah:** Fulks 2-19. **IND:** D. Williams 5-110, Brookins 1-19.
- Punt Returns-Utah:** Hobbs 5-35. **IND:** Paige 2-12.
- Utah Defensive Leaders-Tackles:** Luafatasaga 12, Tauteoli 10.
- Sacks:** Taumoepenu 2.0-14, Mokofisi 1.0-9.
- TFL:** Taumoepenu 2.0-14, Luafatasaga 2.0-10, Mokofisi 1.0-9.
- Interceptions:** M. Williams 1.

Bowl Game Summaries



2017 HEART OF DALLAS BOWL

Utah 30
West Virginia 14

Inside The Game

Utah dominates as Zack Moss rushes for 150 yards and Julian Blackmon has two picks.

Dallas, Texas - Dec. 26, 2017

DALLAS—Utah pummeled West Virginia 30-14 in the Heart of Dallas Bowl, dominating every phase of the game. Zack Moss rushed for 150 yards—just three yards short of the Mountaineers' total yardage—and bowl MVP Julian Blackmon's two interceptions highlighted a big day by the Ute defense.

Moss erupted for a 58-yard touchdown run early in the first quarter for a 7-0 Ute lead. The Utes kept their foot on the gas in the second quarter on a Tyler Huntley TD run and a field goal by Lou Groza Award winner Matt Gay, who finished 3-of-3 on the day. Utah scored 13 points off four turnovers, which included Blackmon's picks and two fumble recoveries by Cody Barton.

The Utes emptied the bench late in the game and the Mountaineers scored their only touchdown with 1:58 remaining.

SCORING BY QUARTERS	1	2	3	4	FINAL
Utah	7	10	0	13	30
West Virginia	0	3	3	8	14

SCORING SUMMARY

- UU - Moss 58 run (Gay kick), 11:37, 1st
- WVU - Staley 28 field goal, 13:09, 2nd
- UU - Huntley 2 run (Gay kick), 5:46, 2nd
- UU - Gay 29 field goal, 1:08, 2nd
- WVU - Staley 26 field goal, 6:43, 3rd
- UU - Huntley 2 run (Gay kick), 13:59, 4th
- UU - Gay 26 field goal, 11:38, 4th
- UU - Gay 24 field goal, 4:15, 4th
- WVU - White 18 pass Chugunov (Wesco pass McKoy), 1:58, 4th

TEAM STATISTICS

	UU	WVU
First Downs	19	6
Net Rushing	53-197	21-29
Passing	12-27-0	10-30-2
Passing Yards	165	124
Total Offense	80-362	51-153
Fumbles-Lost	2-2	2-2
Penalties	5-32	5-51
Interceptions-Yds	2-24	0-0
Punting	6-247	9-424
Punt Returns	4-46	1-(-7)
Kickoff Returns	3-39	7-168
Time of Possession	38:34	21:26
Third Down Conversions	6-19	2-14
Fourth Down Conversions	2-3	1-1
Sacks By	2-10	7-47

INDIVIDUAL LEADERS

- Rushing (Att-Yds-TD)-Utah:** Moss 20-150-1, Huntley 25-57-2, Henry-Cole 2-13-0.
- WVU:** McKoy 14-31-0, Wellman 2-6-0.
- Passing (Comp-Att-I-Yds-TD)-Utah:** Huntley 12-26-0-165-0, Simpkins 0-1-0-0-0.
- WVU:** Chugunov 9-28-2-129-1, McKoy 1-1-0-(-5)-0, Jennings 0-1-0-0-0.
- Receiving (No-Yds-TD)-Utah:** Carrington 4-62-0, Singleton 2-52-0, Simpkins 2-17-0, Nacua 1-23-0, Moss 1-9-0.
- WVU:** Jennings 3-66-0, Simms 3-33-0, White 3-26-1, McKoy 1-(-1)-0.
- Kickoff Returns-Utah:** Simpkins 3-39. **WVU:** Simms 4-124, Bush 1-25, Pettaway 2-19.
- Punt Returns-Utah:** Hobbs 3-46. **WVU:** Simms 1-(-7).
- Utah Defensive Leaders-Tackles:** Thompson 6, Luafatasaga 6, Lotulelei 4.
- Sacks:** Lotulelei 1.5-10, Luafatasaga 0.5-0.
- TFL:** Lotulelei 2.5-11, Afia 1.0-5, Luafatasaga 0.5-0.
- Interceptions:** Blackmon 2-24.



Tevin Carter earned MVP honors after recording two interceptions and returning one for a touchdown in the Utes' 35-28 victory over BYU in the 2015 Las Vegas Bowl.



Julian Blackmon was named the 2017 Heart of Dallas Bowl MVP after getting a pair of interceptions against the Mountaineers.

INFORMATION

HERE'S UTAH

2020 OUTLOOK

PLAYER BIOS

COACHES & STAFF

SERIES HISTORY

2019 IN REVIEW

BOWL HISTORY

RECORD BOOK



Bowl Game Summaries

INFORMATION

HERE'S UTAH

2020 OUTLOOK

PLAYER BIOS

COACHES & STAFF

SERIES HISTORY

2019 IN REVIEW

BOWL HISTORY

RECORD BOOK

2018 HOLIDAY BOWL

Northwestern	31	Inside The Game
Utah	20	<i>Early lead slips away as turnovers derail Utah's bid for victory in first Holiday Bowl appearance.</i>
<i>San Diego, Calif. - Dec. 31, 2018</i>		

SAN DIEGO—Utah jumped to a 20-3 first half lead only to commit a flurry of third-quarter turnovers that allowed Northwestern to charge back for a 31-20 win in the Holiday Bowl.

All four of Utah's turnovers in the third quarter (2 interceptions, 2 lost fumbles) resulted in Wildcat touchdowns. Neither team scored in the fourth quarter. Jason Shelley finished the game 27-of-45 passing for a career-high 302 yards and two touchdowns, but turned the ball over three times on two interceptions and a fumble. Receiver Jaylen Dixon had 114 yards and a touchdown reception, but also lost a fumble in the third quarter.

In their final game as Utes, senior safeties Corrian Ballard (10 tackles, 2.5 TFL, 1.0 sack) and Marquise Blair (9 tackles, 1 INT) led the defense.

SCORING BY QUARTERS	1	2	3	4	FINAL
Northwestern	0	3	28	0	31
Utah	14	6	0	0	20

SCORING SUMMARY

- UU - Dixon 27 pass Shelley (Gay kick), 5:48, 1st
- UU - Jackson 4 pass Shelley (Gay kick), 1:40, 1st
- NU - Kuhbander 21 field goal, 8:42, 2nd
- UU - Gay 32 field goal, 3:57, 2nd
- UU - Gay 20 field goal, 0:05, 2nd
- NU - Lees 4 pass Thorson (Kuhbander kick), 13:13, 3rd
- NU - McGee 82 fumble recovery, (Kuhbander kick), 6:40, 3rd
- NU - Klock 20 pass Thorson (Kuhbander kick), 4:39, 3rd
- NU - Lees 8 run (Kuhbander kick), 1:40, 3rd

TEAM STATISTICS

	NU	UU
First Downs	17	19
Net Rushing	40-81	32-91
Passing	21-30-1	27-45-2
Passing Yards	241	302
Total Offense	70-322	77-393
Fumbles-Lost	1-0	4-4
Penalties	3-28	4-35
Interceptions-Yds	2-0	1-5
Punting	7-268	5-231
Punt Returns	0-0	3-0
Kickoff Returns	1-13	6-113
Time of Possession	31:51	28:09
Third Down Conversions	3-14	5-14
Fourth Down Conversions	0-3	0-1
Sacks By	3-16	2-18

INDIVIDUAL LEADERS

- Rushing (Att-Yds-TD)-Utah:** Shelley 12-39-0, Shyne 14-33-0.
- NU:** Bowser 23-70-0, Roberts 1-7-0, Green 1-7-0.
- Passing (Comp-Att-Yds-TD)-Utah:** Shelley 27-45-2-302-2.
- NU:** Thorson 21-30-1-241-2.
- Receiving (No-Yds-TD)-Utah:** Dixon 9-114-1, Mariner 4-38-0, Kuithe 4-36-0, Enis 3-34-0.
- NU:** Chiaokhiao 2-64-0, Green 7-46-0, McGowan 4-45-0, Holman 1-24-0.
- Kickoff Returns-Utah:** Vickers 4-78, Simpkins 1-19. **NU:** Vault 1-13.
- Punt Returns-Utah:** Simpkins 3-0. **NU:** None
- Utah Defensive Leaders-Tackles:** Ballard 10, Blair 9, Barton 8.
- Sacks:** Ballard 1.0-8, Blair 0.5-5, Barton 0.5-5.
- TFL:** Ballard 2.5-11, Anae 1.0-12, Thompson 1.0-2. **Interceptions:** Blair 1-5.

2019 ALAMO BOWL

Utah	10	Inside The Game
Texas	38	<i>Utes unable to find their stride while playing in second-straight New Year's Eve bowl game.</i>
<i>San Antonio, Texas - Dec. 31, 2019</i>		

SAN ANTONIO—The Utes finished the year with 11 wins, the third-most in school history, but they didn't get the ending they wanted with a 38-10 loss to Texas in the Valero Alamo Bowl.

Utah surrendered 438 yards of total offense to the Longhorns, including 231 rushing yards. On the other side of the ball, the Utes put up just 254 yards, converted 4-of-14 third down opportunities and allowed five sacks.

The Longhorns jumped out to a 17-0 lead early in the third quarter. Utah climbed back to within 14 points after Huntley threw a 4-yard touchdown pass to Demari Simpkins to make it 24-10 with 11:34 left in the game. However, Texas responded with two more touchdowns.

Quarterback Tyler Huntley was 15-of-23 for 126 yards and one touchdown. Running back Zack Moss finished the game with 71 all-purpose yards that included a team-high 57 rushing yards. Mika Tafua led Utah's defense with a career high eight tackles, which included 1.5 tackles for loss, and Javelin Guidry grabbed his first interception of the season.

SCORING BY QUARTERS	1	2	3	4	FINAL
Utah	0	0	3	7	10
Texas	3	7	14	14	38

SCORING SUMMARY


- UT - Dicker 29 field goal, 10:26, 1st
- UT - Johnson 5 pass Ehlinger (Dicker kick), 13:24, 2nd
- UT - Ingram 11 pass Ehlinger (Dicker kick), 10:30, 3rd
- UU - Redding 32 field goal, 4:58, 3rd
- UT - Ehlinger 6 run (Dicker kick), 0:06, 3rd
- UU - Simpkins 4 pass Huntley (Redding kick), 11:34, 4th
- UT - Duvernay 15 pass Ehlinger (Dicker kick), 8:58, 4th
- UT - Ingram 49 run (Dicker kick), 7:54, 4th

TEAM STATISTICS

	UU	UT
First Downs	15	22
Net Rushing	37-128	37-231
Passing	15-23-0	13-19-1
Passing Yards	126	207
Total Offense	60-254	56-438
Fumbles-Lost	0-0	1-0
Penalties	8-53	4-38
Interceptions-Yds	1-0	0-0
Punting	7-330	2-94
Punt Returns	1-1	4-102
Kickoff Returns	0-0	1-22
Time of Possession	31:26	28:34
Third Down Conversions	4-14	4-9
Fourth Down Conversions	0-1	1-1
Sacks By	3-11	5-29

INDIVIDUAL LEADERS

- Rushing (Att-Yds-TD)-Utah:** Moss 16-57-0, Huntley 16-33-0, Kuithe 1-29-0.
- Texas:** Ingram 13-108-1, Ehlinger 11-73-1, R. Johnson 6-49-0.
- Passing (Comp-Att-Yds-TD)-Utah:** Huntley 15-23-0-126-1.
- Texas:** Ehlinger 12-18-1-201-3.
- Receiving (No-Yds-TD)-Utah:** Kuithe 3-30-0, Fotheringham 3-30-0, Nacua 2-16-0, Moss 2-14-0, Simpkins 2-12-1.
- Texas:** Duvernay 3-92-1, C. Johnson 3-62-1, Ingram 2-26-1.
- Kickoff Returns-Utah:** None. **Texas:** Jamison 1-22.
- Punt Returns-Utah:** Simpkins 1-1. **Texas:** Jamison 4-102.
- Utah Defensive Leaders-Tackles:** Tafua 8, Guidry 6, Lloyd 6, Anae 6, Sewell 6, Burgess 6.
- Sacks:** Lloyd 1.0-1, Anae 0.5-1, Fotu 0.5-2, Moala 0.5-3, Tafua 0.5-4.
- TFL:** Lloyd 2.0-9, Burgess 1.5-2, Tafua 1.5-6.
- Interceptions:** Guidry 1-0.



The University of Utah's first varsity football team in 1892.

RECORD BOOK



Season Record and Coach

INFORMATION

HERE'S UTAH

2020 OUTLOOK

PLAYER BIOS

COACHES & STAFF

SERIES HISTORY

2019 IN REVIEW

BOWL HISTORY

RECORD BOOK

Coach: Unknown (0-1)

1892	0-1
1893	0-0

Coach: Robert Harkness (1-2)

1894	1-2
------	-----

Coach: Walter Shoup (0-1)

1895	0-1
------	-----

Coach: C.B. Ferris (3-2)

1896	3-2
------	-----

Coach: Mr. Cummings (1-5)

1897	1-5
------	-----

Coach: Benjamin Wilson (2-1)

1898	2-1
------	-----

Coach: Charles Gatehouse (2-1)

1899	2-1
------	-----

Coach: Harvey R. Holmes (13-9-1)

1900	2-2
1901	3-1
1902	5-2-1
1903	3-4

Coach: Joseph H. Maddock (28-9-1)

1904	7-1
1905	6-2
1906	4-1
1907	4-2
1908	3-2-1
1909	4-1

Coach: Fred Bennion (16-8-3)

1910	4-2
1911	5-1-1
1912	5-1-1
1913	2-4-1

Coach: Nelson H. Norgren (13-11)

1914	3-3
1915	5-2
1916	3-2
1917	2-4

Coach: none (0-0)

1918	0-0
------	-----



Ike Armstrong (1925-49) still holds the school record for wins (141-55-15).

Coach: Thomas Fitzpatrick (23-17-3)

1919	5-2
1920	1-5-1
1921	3-2-1
1922	7-1
1923	4-3
1924	3-4-1

Coach: Ike Armstrong (141-55-15)

1925	6-2
1926	7-0
1927	3-3-1
1928	5-0-2
1929	7-0
1930	8-0
1931	7-2
1932	6-1-1
1933	5-3
1934	5-3
1935	4-3-1
1936	6-3
1937	5-3
1938	7-1-2
1939	6-1-2

1940	7-2
1941	6-0-2
1942	6-3
1943	0-7
1944	5-2-1
1945	4-4
1946	8-3
1947	8-1-1
1948	8-1-1
1949	2-7-1

Coach: Jack Curtice (45-32-4)

1950	3-4-3
1951	7-4
1952	6-3-1
1953	8-2
1954	4-7
1955	6-3
1956	5-5
1957	6-4

Coach: Ray Nagel (42-39-1)

1958	4-7
1959	5-5
1960	7-3
1961	6-4
1962	4-5-1
1963	4-6
1964	9-2
1965	3-7

Coach: Mike Giddings (9-12)

1966	5-5
1967	4-7

Coach: Bill Meek (33-31)

1968	3-7
1969	8-2
1970	6-4
1971	3-8
1972	6-5
1973	7-5

Coach: Tom Lovat (5-28)

1974	1-10
1975	1-10
1976	3-8

Coach: Wayne Howard (30-24-2)

1977	3-8
1978	8-3
1979	6-6
1980	5-5-1
1981	8-2-1

Coach: Chuck Stobart (16-17-1)

1982	5-6
1983	5-6
1984	6-5-1

Coach: Jim Fassel (25-33)

1985	8-4
1986	2-9
1987	5-7
1988	6-5
1989	4-8

Coach: Ron McBride (88-63)

1990	4-7
1991	7-5
1992	6-6
1993	7-6
1994	10-2
1995	7-4
1996	8-4
1997	6-5
1998	7-4
1999	9-3
2000	4-7
2001	8-4
2002	5-6

Coach: Urban Meyer (22-2)

2003	10-2
2004*	12-0

**Co-head coach in 2005 Fiesta Bowl*

Coach: Kyle Whittingham (131-64)

2004*	1-0
2005	7-5
2006	8-5
2007	9-4
2008	13-0
2009	10-3
2010	10-3
2011	8-5
2012	5-7
2013	5-7
2014	9-4
2015	10-3
2016	9-4
2017	7-6
2018	9-5
2019	11-3

**Co-head coach in 2005 Fiesta Bowl*

UTAH'S ALL-TIME FOOTBALL RECORD

Category	W	L	T	Pct.
Overall	688	467	31	.596
Home	416	192	16	.684
Rice-Eccles Stadium*	98	35	0	.737
Road	249	254	12	.492
Neutral	23	21	3	.523
Conference	422	251	19	.627
Pac-12 Conference	42	39	0	.519
Pac-12 Championship Games	0	2	0	.000
Bowl Games	17	6	0	.739
Homecoming	61	34	4	.642
Overtime	9	8	0	.529

**Ute or Rice Stadium from 1927-97; Rice-Eccles Stadium since 1998*

Conference Finishes



ROCKY MOUNTAIN CONFERENCE

Year	Utah Finish	Champion
1910	4th-T	Colorado College
1911	2nd	Colorado
1912	1st	Utah
1913	4th	Colorado
1914	5th	Colorado Mines
1915	2nd-T	Colorado A.C.
1916	3rd-T	Colorado A.C.
1917	5th-T	Utah A.C., Denver
1918	No games due to World War I	
1919	1st-T	Utah, Colorado A.C.
1920	5th	Colorado A.C.
1921	3rd	Utah A.C.
1922	1st	Utah
1923	6th	Colorado
1924	6th	Colorado
1925	2nd-T	Colorado A.C.
1926	1st	Utah
1927	3rd-T	Colorado A.C.
1928	1st	Utah
1929	1st	Utah
1930	1st	Utah
1931	1st	Utah
1932	1st	Utah
1933	1st-T	Utah, Denver
		Colorado A.C.
1934	5th	Colorado, Colorado A.C.
		Colorado Teachers
1935	3rd	Utah State, Colorado
1936	3rd	Utah State
1937	2nd-T	Colorado

BIG SEVEN CONFERENCE

Year	Utah Finish	Champion
1938	1st	Utah
1939	2nd	Colorado
1940	1st	Utah
1941	1st	Utah
1942	1st-T	Utah, Colorado
1943	2nd	Colorado
1944	3rd	Colorado
1945	3rd	Denver
1946	3rd	Utah State, Denver
1947	1st	Utah

SKYLINE CONFERENCE

Year	Utah Finish	Champion
1948	1st	Utah
1949	4th	Wyoming
1950	3rd	Wyoming
1951	1st	Utah
1952	1st	Utah
1953	1st	Utah
1954	4th-T	Denver
1955	2nd	Colorado A&M
1956	2nd	Wyoming
1957	1st	Utah
1958	5th	Wyoming
1959	4th	Wyoming
1960	3rd	Utah State, Wyoming
1961	3rd-T	Utah State

WESTERN ATHLETIC CONFERENCE

Year	Utah Finish	Champion
1962	5th	New Mexico
1963	2nd-T	New Mexico
1964	1st-T	Utah, New Mexico
		Arizona
1965	5th	BYU
1966	2nd-T	Wyoming
1967	4th	Wyoming
1968	5th	Wyoming
1969	2nd	Arizona State
1970	3rd	Arizona State
1971	4th-T	Arizona State
1972	2nd-T	Arizona State
1973	3rd	Arizona, Arizona State
1974	7th	BYU
1975	6th	Arizona State
1976	4th	BYU
		Wyoming
1977	6th-T	BYU
		Arizona State
1978	2nd-T	BYU
1979	2nd-T	BYU
1980	3rd	BYU
1981	3rd	BYU
1982	6th	BYU
1983	6th-T	BYU
1984	4th-T	BYU
1985	3rd	Air Force
		BYU
1986	9th	San Diego State
1987	7th	Wyoming
1988	5th	Wyoming
1989	7th	BYU
1990	7th	BYU
1991	4th	BYU
1992	5th-T	BYU
		Fresno State, Hawaii
1993	4th	BYU
		Fresno State, Wyoming
1994	2nd-T	Colorado State
1995	1st-T	Utah, Air Force
		BYU
		Colorado State
1996	2nd-T*	BYU*
1997	2nd-T*	New Mexico*
1998	3rd-T*	BYU
		San Diego State*

* - WAC Division Play (Mountain - '96, '97; Pacific - '98)

MOUNTAIN WEST CONFERENCE

Year	Utah Finish	Champion
1999	1st-T	Utah, Colorado State
		BYU
2000	5th-T	Colorado State
2001	3rd-T	BYU
2002	5th-T	Colorado State
2003	1st	Utah
2004	1st	Utah
2005	4th-T	TCU
2006	3rd-T	BYU
2007	3rd-T	BYU
2008	1st	Utah
2009	3rd	TCU
2010	2nd	TCU

PAC-12 CONFERENCE

Year	Utah Div. Finish	South Division Champion	Pac-12 Champion
2011	3rd-T	USC	Oregon
2012	5th	UCLA	Stanford
2013	5th	Arizona State	Stanford
2014	5th	Arizona	Oregon
2015	1st-T	USC, Utah	Stanford
2016	3rd	Colorado	Washington
2017	5th	USC	USC
2018	1st	Utah	Washington
2019	1st	Utah	Oregon

UTAH CONFERENCE CHAMPIONSHIP TEAM CAPTAINS

Rocky Mountain Conference (10)

1912-captain unknown
1919-captain unknown
1922-Neil Smith
1926-Thornton Morris
1928-Alton Carman
1929-Bob Davis
1930-Ray Price
1931-Frank Christensen
1932-Frank Christensen
1933-Harold Davies

Big Seven Conference (5)

1938-Barney McGarry
1940-Rex Geary
1941-Charles Hansen
1942-tie with Colorado; Burt Davis
1947-no captain

Skyline Conference (5)

1948-no captain
1951-Weston Gardner
1952-Kay Bernson, Jim Dublinski
1953-Dick Bubak, Jack Cross, Don Jensen
1957-Bob Lee, Larry Amizich

Western Athletic Conference (2)

1964-Pokey Allen, captain; Roy Jefferson, alternate
1995-Henry Lusk, Harold Lusk, Jeff Kirkman, Henry Kaufusi, Brandon Jones, Daniel Pulsipher

Mountain West Conference (4)

1999-Mike Anderson, Omar Bacon, Josh Cochran, Colby Knight, John Frank, Kautai Olevao
2003-Thomas Herrion, Ray Holdcraft, Jason Kaufusi, Dave Revill, Josh Savage
2004-Bo Nagahi, Sione Pouha, Morgan Scalley, Alex Smith, Paris Warren
2008-Robert Conley, Brian Johnson, Brice McCain, Louie Sakoda, Stevenson Sylvester



National Rankings History

1947

Date	AP	Coaches	Opponent (AP Rank)	Result	Site
11-10	18		Idaho	L, 7-6	N

1994

Date	AP	Coaches	Opponent (AP Rank)	Result	Site
9-26		23	no game		
10-4	25	21	San Diego State	W, 38-22	A
10-11	21	18	Hawaii	W, 14-3	H
10-18	18	15	Colorado State (12)	W, 45-31	A
10-25	12	11	UTEP	W, 52-7	H
11-1	9	8	New Mexico	L, 21-23	A
11-8	12	14	Air Force	L, 33-40	A
11-15	21	20	BYU (20)	W, 34-31	H
11-22	15	13	no game		
11-29	14	12	no game		
12-6	14	12	Arizona (15)	W, 16-13	N
1-3-95	10	8	Final 1994 rank		

1996

Date	AP	Coaches	Opponent (AP Rank)	Result	Site
9-29	24	24	UTEP	W, 34-27	A
10-14	24	25	TCU	W, 21-7	H
10-21	21	22	Tulsa	W, 45-19	H
10-28	20	19	Rice	L, 10-51	A

2003

Date	AP	Coaches	BCS	Opponent (AP Rank)	Result	Site
10-19	24	23		New Mexico	L, 35-47	H
11-17			24	BYU	W, 3-0	A
11-23			22	no game		
12-1			23	no game		
12-7	25	25	22	Southern Miss	W, 17-0	N
1-5-04	21	21		Final 2003 rank		

2004

Date	AP	Coaches	BCS	Opponent (AP Rank)	Result	Site
Preseason	20	19		Texas A&M	W, 41-21	H
9-5	17	16		Arizona	W, 23-6	A
9-12	15	14		Utah State	W, 48-6	A
9-19	14	14		Air Force	W, 49-35	H
9-26	14	14		New Mexico	W, 28-7	A
10-3	11	11		no game		
10-10	11	10		North Carolina	W, 46-16	H
10-17	9	10	7	UNLV	W, 63-28	H
10-24	9	10	6	San Diego State	W, 51-28	A
10-31	7	8	6	Colorado State	W, 63-31	H
11-7	7	8	7	Wyoming	W, 45-28	A
11-14	5	6	6	BYU	W, 52-21	H
11-21	5	6	6	no game		
11-28	5	6	6	no game		
12-5	5	6	6	Pittsburgh (19)	W, 35-7	N
1-4-05	4	5		Final 2004 rank		

2008

Date	AP	Coaches	BCS	Opponent (AP Rank)	Result	Site
9-2	22	23		UNLV	W, 42-21	H
9-7	22	22		Utah State	W, 58-10	A
9-14	20	20		Air Force	W, 30-23	A
9-21	17	17		Weber State	W, 37-21	H
9-28	15	15		Oregon State	W, 31-28	H
10-5	14	13		Wyoming	W, 40-7	A
10-12	14	13		Colorado State	W, 49-16	H
10-19	12	12	11	no game		
10-26	10	9	10	New Mexico	W, 13-10	A
11-2	10	9	8	TCU (11)	W, 13-10	H
11-9	8	7	7	San Diego State	W, 63-14	A
11-16	8	7	7	BYU (16)	W, 48-24	H
11-23	8	7	6	no game		
11-30	7	7	6	no game		
12-7	7	7	6	Alabama (4)	W, 31-17	N
1-8-09	2	4		Final 2008 rank		

2009

Date	AP	Coaches	BCS	Opponent (AP Rank)	Result	Site
Preseason	19	18		Utah State	W, 35-17	H
9-8	17	17		San Jose	W, 24-14	A
9-13	18	16		Oregon	L, 31-24	A
10-11	24			UNLV	W, 35-15	A
10-18	19	20	18	Air Force	W, 23-16 (OT)	H
10-25	19	19	16	Wyoming	W, 22-10	H
11-1	17	16	14	New Mexico	W, 45-14	H
11-8	16	14	16	TCU (4)	L, 55-28	A
11-15	23	23	21	San Diego State	W, 38-7	H
11-22	22	19	21	BYU (18)	L, 26-23 (OT)	A
11-29		25	25	no game		
12-6	23	24	23	California	W, 37-27	N
1-8-10	18	18		Final 2009 rank		

2010

Date	AP	Coaches	BCS	Opponent (AP Rank)	Result	Site
Preseason		24		Pittsburgh (15)	W, 27-24 (OT)	H
9-7	20	20		UNLV	W, 38-10	H
9-12	14	14		New Mexico	W, 56-14	A
9-19	13	13		San Jose State	W, 56-3	H
9-26	13	12		no game		
10-3	10	10		Iowa State	W, 68-27	A
10-10	11	10		Wyoming	W, 30-7	A
10-17	9	9	9	Colorado State	W, 59-6	H
10-24	8	7	8	Air Force	W, 28-23	A
10-31	6	6	5	TCU (4)	L, 7-47	H



Sombreros were the headgear of choice as fans swarmed the field to celebrate Utah's win over BYU in 2004. The victory closed out an undefeated season and locked up a Fiesta Bowl berth as the Utes became the first BCS buster.

INFORMATION

HERE'S UTAH

2020 OUTLOOK

PLAYER BIOS

COACHES & STAFF

SERIES HISTORY

2019 IN REVIEW

BOWL HISTORY

RECORD BOOK

National Rankings History



Kaelin Clay caught the game-winning touchdown pass from Travis Wilson with eight seconds left as No. 19 Utah took down No. 20 USC, 24-21, on Oct. 25, 2014 at Rice-Eccles Stadium.

11-7	15	15	14	Notre Dame	L, 3-28	A
11-14	25	24	23	San Diego State	W, 38-34	A
11-21	23	22	20	BYU	W, 17-16	H
11-28	21	21	20	no game		
12-5	20	19	19	Boise State	L, 3-26	N
1-11-11		23		Final 2010 rank		

2014

Date	AP	Coaches	CFP	Opponent (AP Rank)	Result	Site
10-5	24			no game		
10-12	20	23		Oregon State	W, 29-23 (2OT)	A
10-19	19	19		USC (20)	W, 24-21	H
10-26/28	18	18	17	Arizona State (15)	L, 16-19 (OT)	A
11-2/4	20	22	17	Oregon (5)	L, 27-51	H
11-9/11	25		23	Stanford	W, 20-17 (2OT)	A
11-16/18	20	21	17	Arizona (15)	L, 42-10	H
11-25			25	Colorado	W, 38-34	A
11-30/12-2	24		23	no game		
12-7	23	25	22	Colorado State	W, 45-10	N
1-13-15	21	20		Final 2014 rank		

2015

Date	AP	Coaches	CFP	Opponent (AP Rank)	Result	Site
9-8	24	25		Utah State	W, 24-14	H
9-13	21	21		Fresno State	W, 45-24	A
9-20	18	17		Oregon (13)	W, 62-20	A
9-27	10	12		no game		
10-4	5	7		California (23)	W, 30-24	H
10-11	4	7		Arizona State	W, 34-18	H
10-18	3	7		USC	L, 42-24	A
10-25	13	14		Oregon State	W, 27-12	H
11-1	13	14	12	Washington	W, 34-23	A
11-8	10	13	10	Arizona	L, 37-30 (2OT)	A
11-15	18	18	13	UCLA	L, 17-9	H
11-22		25	23	Colorado	W, 20-14	H
11-29	21	20	24	no game		
12-6	20	20	22	BYU	W, 35-28	N
1-12-16	17	16		Final 2015 rank		

2016

Date	AP	Coaches	CFP	Opponent (AP Rank)	Result	Site
9-18	24	23		USC	W, 31-27	H
9-25	18	18		California	L, 28-23	A
10-2	24	24		Arizona	W, 36-23	H
10-10	21	21		Oregon State	W, 19-14	A
10-16	19	18		UCLA	W, 53-45	A
10-23	17	16		Washington (4)	L, 31-24	H
10-30/11-1	16	16	16	no game		
11-7/11-8	13	12	15	Arizona State	W, 49-26	A
11-13/11-15	11	11	12	Oregon	L, 30-28	H
11-20	21	20	22	Colorado (9)	L, 27-22	A
11-27		24	20	no game		
12-4		23	19	Indiana	W, 28-26	N
1-10-17	23	21		Final 2016 rank		

2017

Date	AP	Coaches	CFP	Opponent (AP Rank)	Result	Site
Preseason		25		North Dakota	W, 37-16	H
9-5		23		BYU	W, 19-13	A
9-10		24		San Jose State	W, 54-16	H
9-17	23	21		Arizona	W, 30-24	A
9-24	20	19		no game		
10-1	20	18		Stanford	L, 23-20	H
10-8		23		USC (13)	L, 28-27	A

2018

Date	AP	Coaches	CFP	Opponent (AP Rank)	Result	Site
10-21	23	24		UCLA	W, 41-10	A
10-28/30	16	16	15	Arizona State	L, 38-10	A
11-4		24		Oregon	W, 32-25	H
11-11/13	21	19	19	Colorado	W, 30-7	A
11-18/20	18	17	17	BYU	W, 35-27	H
11-25/27	17	17	17	Washington (10)	L, 10-3	N
12-2	20	19	17	Northwestern	L, 31-20	N

2019

Date	AP	Coaches	CFP	Opponent (AP Rank)	Result	Site
Preseason	14	15		BYU	W, 30-12	A
9-3	13	15		Northern Illinois	W, 35-17	H
9-8	11	12		Idaho State	W, 31-0	H
9-15	10	11		USC	L, 30-23	A
9-22	19	19		Washington State	W, 38-13	H
9-29	17	17		no game		
10-6	15	15		Oregon State	W, 52-7	A
10-13	13	14		Arizona State (17)	W, 21-3	H
10-20	12	12		California	W, 35-0	H
10-27	9	10		Washington	W, 33-28	A
11-3	8	9	8	no game		
11-10	8	9	7	UCLA	W, 49-3	H
11-17	7	8	7	Arizona	W, 35-7	A
11-24	6	6	6	Colorado	W, 45-15	H
12-1	5	5	5	Oregon (13)	L, 37-15	N
12-8	12	10	11	Texas	L, 38-10	N
1-13-20	16	16		Final 2019 Rank		

INFORMATION

HERE'S UTAH

2020 OUTLOOK

PLAYER BIOS

COACHES & STAFF

SERIES HISTORY

2019 IN REVIEW

BOWL HISTORY

RECORD BOOK



Games Against Ranked AP Opponents

INFORMATION

HERE'S UTAH

2020 OUTLOOK

PLAYER BIOS

COACHES & STAFF

SERIES HISTORY

2019 IN REVIEW

BOWL HISTORY

RECORD BOOK

Year	Opponent	Opp. AP	Result	H/A/N	Utah AP
1936	Texas A&M	15	L, 20-7	H	
1945	Oklahoma A&M	15	L, 46-6	H	
1949	Pacific	19	L, 45-6	A	
1956	UCLA	17	L, 13-7	A	
1957	Army	8	L, 39-33	A	
1958	Air Force	14	L, 16-14	A	
1959	UCLA	20	L, 21-6	A	
1961	Colorado	8	W, 21-12	A	
1968	Nebraska	14	L, 31-0	A	
1968	Oregon State	18	L, 24-21	H	
1970	Arizona State	11	L, 37-14	A	
1971	Arizona State	15	L, 41-21	H	
1971	Houston	15	L, 42-16	A	
1973	Texas Tech	20	L, 29-22	A	
1973	UCLA	16	L, 66-16	A	
1973	Arizona State	8	W, 36-31	H	
1974	Arizona	12	L, 41-8	H	
1974	Arizona State	15	L, 32-0	A	
1975	Arizona State	10	L, 40-14	H	
1975	Arizona	11	L, 38-14	A	
1977	Oklahoma	5	L, 62-24	A	
1977	Houston	19	L, 34-16	H	
1977	BYU	14	L, 38-8	A	
1979	Washington	14	L, 41-7	A	
1979	BYU	10	L, 27-0	A	
1980	Nebraska	8	L, 55-9	A	
1980	BYU	13	L, 56-6	H	
1981	Arizona State	20	L, 52-10	A	
1981	BYU	18	L, 56-28	A	
1982	Arizona State	15	L, 23-10	A	
1982	Texas	18	L, 21-12	A	
1983	BYU	9	L, 55-7	A	
1984	BYU	3	L, 24-14	H	
1985	BYU	11	L, 38-28	A	
1986	Arizona State	9	L, 52-7	A	
1988	Wyoming	12	L, 61-18	A	
1989	Nebraska	4	L, 42-30	A	



One of Utah's first wins over a ranked team came against No. 8 Arizona State in 1973. In a Western Athletic Conference battle, the Utes took advantage of early turnovers to build a 30-3 first half lead and claim a 36-31 victory.

Year	Opponent	Opp. AP	Result	H/A/N	Utah AP
1989	BYU	21	L, 70-31	A	
1990	BYU	5	L, 45-22	H	
1992	Nebraska	11	L, 49-22	A	
1992	Washington State	18	L, 31-28	N	
1994	Colorado State	12	W, 45-31	A	18
1994	BYU	20	W, 34-31	H	21
1994	Arizona	15	W, 16-13	N	14
1996	Kansas	20	W, 45-42	H	
1996	BYU	8	L, 37-17	H	
1999	BYU	19	W, 20-17	A	
2001	Oregon	7	L, 24-10	A	
2001	BYU	8	L, 24-21	A	
2002	Michigan	14	L, 10-7	A	
2003	Oregon	19	W, 17-13	H	
2005*	Pittsburgh	19	W, 35-7	N	5
2005	Georgia Tech	24	W, 38-10	N	
2006	Boise State	22	L, 36-3	H	
2006	BYU	21	L, 33-31	H	
2007	UCLA	11	W, 44-6	H	
2007	BYU	23	L, 17-10	A	
2008	TCU	11	W, 13-10	H	10
2008	BYU	16	W, 48-24	H	8
2009+	Alabama	4	W, 31-17	N	7
2009	TCU	4	L, 55-28	A	16
2009	BYU	18	L, 26-23 OT	A	22
2010	Pittsburgh	15	W, 27-24 OT	H	
2010	TCU	4	L, 47-7	H	6
2010	Boise State	10	L, 26-3	N	20
2011	Arizona State	22	L, 35-14	H	22
2012	BYU	25	W, 24-21	H	
2012	USC	13	L, 38-28	H	
2012	Oregon State	8	L, 21-7	A	
2013	UCLA	12	L, 34-27	H	
2013	Stanford	5	W, 27-21	H	
2013	Arizona State	23	L, 20-19	H	
2013	Oregon	6	L, 44-21	A	
2014	UCLA	8	W, 30-28	A	
2014	USC	20	W, 24-21	H	19
2014	Arizona State	15	L, 19-16 OT	A	18
2014	Oregon	5	L, 51-27	H	20
2014	Arizona	15	L, 42-10	H	20
2015	Oregon	13	W, 62-20	A	18
2015	California	23	W, 30-24	H	5
2016	Washington	4	L, 31-24	H	17
2016	Colorado	9	L, 27-22	A	21
2017	USC	13	L, 28-27	A	
2017	Washington State	19	L, 33-25	H	
2017	Washington	16	L, 33-30	A	
2018	Washington	10	L, 21-7	H	
2018	Stanford	14	W, 40-21	A	
2018	Washington	10	L, 10-3	N	17
2019	Arizona State	17	W, 21-3	H	13
2019	Oregon	13	L, 37-15	N	5

*2004 season (Fiesta Bowl)
 +2008 season (Sugar Bowl)
Bold indicates Utah wins

Network TV Games



1981	11-7	New Mexico (T)	ABC
1983	10-15	Wyoming (W)	ABC
1991	10-26	San Diego State (L)	ABC
1992	12-29	Washington State (L)	ESPN
1993	12-30	Southern California (L)	Raycom
1994	10-22	Colorado State (W)	ABC
	12-27	Arizona (W)	Raycom
1995	11-18	BYU (W)	ABC
1996	9-7	Stanford (W)	ABC
	9-28	Kansas (W)	ESPN2
	11-9	New Mexico (W)	ESPN2
	11-23	BYU (L)	ESPN
	12-27	Wisconsin (L)	ESPN
1997	9-13	TCU (W)	ESPN2
	10-2	Fresno State (L)	ESPN
	11-22	BYU (W)	ABC
1998	11-21	BYU (L)	ESPN2
1999	10-16	Air Force (W)	ESPN2
	10-23	San Diego State (W)	ESPN+Plus
	10-28	Colorado State (L)	ESPN
	11-6	Wyoming (L)	ESPN2
	11-13	New Mexico (W)	ESPN+Plus
	11-20	BYU (W)	ESPN+Plus
	12-18	Fresno State (W)	ESPN2
2000	9-2	Arizona (L)	ESPN2
	9-23	Air Force (L)	ABC
	10-14	San Diego State (W)	ESPN+Plus
	10-28	New Mexico (L)	ESPN+Plus
	11-4	UNLV (W)	ESPN+Plus
2001	9-29	New Mexico (W)	ESPN+Plus
	10-20	Wyoming (W)	ESPN+Plus
	10-27	Colorado State (L)	ESPN+Plus
	11-3	UNLV (W)	ESPN+Plus
	11-17	BYU (L)	ESPN2
	12-25	Southern California (W)	ABC
2002	9-21	Michigan (L)	ESPN
	9-28	Air Force (L)	ESPN+Plus
	10-19	Colorado State (L)	ESPN+Plus
	10-26	New Mexico (L)	ESPN+Plus
	11-23	BYU (W)	ESPN+Plus
2003	9-11	California (W)	ESPN
	10-3	Oregon (W)	ESPN2
	10-18	UNLV (W)	ESPN+Plus
	10-25	New Mexico (L)	ESPN+Plus
	11-1	Air Force (W)	ESPN2
	11-22	BYU (W)	ESPN+Plus
	12-31	Southern Mississippi (W)	ESPN
2004	9-2	Texas A&M (W)	ESPN
	9-25	Air Force (W)	ESPN+Plus
	10-1	New Mexico (W)	ESPN2
	11-6	Colorado State (W)	ESPN2
	11-13	Wyoming (W)	ABC
	11-20	BYU (W)	ESPN2
	1-1	Pittsburgh (W)	ABC
2005	9-2	Arizona (W)	ESPN
	9-15	TCU (L)	ESPN
	9-22	Air Force (W)	ESPN
	10-15	San Diego State (W)	ABC
	10-22	UNLV (W)	ABC
	11-19	BYU (W)	ESPN+Plus
	12-29	Georgia Tech (W)	ESPN
2006	9-2	UCLA (L)	FSN
	9-9	Northern Arizona (W)	The Mtn.
	9-23	San Diego State (W)	The Mtn.
	9-30	Boise State (L)	VERSUS
	10-5	TCU (W)	VERSUS
	10-14	Wyoming (L)	The Mtn.
	10-19	New Mexico (L)	The Mtn.
	10-28	UNLV (W)	The Mtn.
	11-11	Colorado State (W)	VERSUS
	11-18	Air Force (W)	The Mtn.
	11-25	BYU (L)	CSTV/Mtn.
	12-23	Tulsa (W)	ESPN
2007	8-10	Oregon State (L)	FSN
	9-8	Air Force (L)	The Mtn.
	9-15	UCLA (W)	VERSUS
	9-22	UNLV (L)	The Mtn.
	9-29	Utah State (W)	The Mtn.
	10-5	Louisville (W)	ESPN
	10-18	TCU (W)	VERSUS
	10-27	Colorado State (W)	The Mtn.
	11-10	Wyoming (W)	CSTV
	11-17	New Mexico (W)	The Mtn.
	11-24	BYU (L)	CSTV/VS/Mtn.
	12-20	Navy (W)	ESPN
2008	8-30	Michigan (W)	ABC/ESPN2
	9-6	UNLV (W)	The Mtn.
	9-20	Air Force (W)	VERSUS
	10-2	Oregon State (W)	VERSUS
	10-11	Wyoming (W)	The Mtn.
	10-18	Colorado State (W)	The Mtn.
	11-1	New Mexico (W)	The Mtn.
	11-6	TCU (W)	CBS Sports Net
	11-15	San Diego State (W)	The Mtn.
	11-22	BYU (W)	The Mtn.
	1-2	Alabama (W)	FOX
2009	9-3	Utah State (W)	The Mtn.
	9-12	San Jose State (W)	ESPNU
	9-19	Oregon (L)	ESPN
	9-26	Louisville (W)	CBS Sports Net
	10-10	Colorado State (W)	The Mtn.
	10-17	UNLV (W)	The Mtn.
	10-24	Air Force (W)	VERSUS
	10-31	Wyoming (W)	The Mtn.
	11-7	New Mexico (W)	The Mtn.
	11-14	TCU (L)	CBS Sports Net
	11-21	San Diego State (W)	VERSUS
	11-28	BYU (L)	CBS SN/The Mtn.
	12-23	California (W)	ESPN
2010	9-2	Pittsburgh (W)	VERSUS
	9-11	UNLV (W)	The Mtn.
	9-18	New Mexico (W)	The Mtn.
	10-9	Iowa State (W)	FCS
	10-16	Wyoming (W)	The Mtn.
	10-23	Colorado State (W)	The Mtn.
	10-30	Air Force (W)	CBS Sports Net
	11-6	TCU (L)	CBS Sports Net
	11-13	Notre Dame (L)	NBC
	11-20	San Diego State (W)	The Mtn.
	11-27	BYU (W)	CBS SN/The Mtn.
	12-22	Boise State (L)	ESPN
2011	9-10	USC (L)	VERSUS
	9-17	BYU (W)	ESPN2
	10-1	Washington (L)	FSN
	10-8	Arizona State (L)	FSN
	10-15	Pittsburgh (W)	ESPNU
	11-5	Arizona (W)	FCS
	11-19	Washington State (W)	FCS
	11-25	Colorado (L)	FSN
	12-31	Georgia Tech (W)	CBS
2012	8-30	Northern Colorado (W)	Pac-12 Networks
	9-7	Utah State (L)	ESPN2
	9-15	BYU (W)	ESPN2
	9-22	Arizona State (L)	Pac-12 Networks
	10-4	USC (L)	ESPN
	10-13	UCLA (L)	FOX
	10-20	Oregon State (L)	ESPN2
	10-27	California (W)	Pac-12 Networks
	11-3	Washington State (W)	Pac-12 Networks
	11-10	Washington (L)	Pac-12 Networks
	11-17	Arizona (L)	ESPNU
	11-23	Colorado (W)	FX
2013	8-29	Utah State (W)	FS1
	9-7	Weber State (W)	Pac-12 Networks
	9-14	Oregon State (L)	FS1
	9-21	BYU (W)	ESPN2
	10-3	UCLA (L)	FS1
	10-12	Stanford (W)	Pac-12 Networks
	10-19	Arizona (L)	Pac-12 Networks
	10-26	USC (L)	Pac-12 Networks
	11-9	Arizona State (L)	Pac-12 Networks
	11-16	Oregon (L)	FS1
	11-23	Washington State (L)	Pac-12 Networks
	11-30	Colorado (W)	Pac-12 Networks



Network TV Games

INFORMATION

HERE'S UTAH

2020 OUTLOOK

PLAYER BIOS

COACHES & STAFF

SERIES HISTORY

2019 IN REVIEW

BOWL HISTORY

RECORD BOOK

2014

8-28	Idaho State (W)	Pac-12 Networks
9-6	Fresno State (W)	Pac-12 Networks
9-20	Michigan (W)	ABC/ESPN2
9-27	Washington State (L)	Pac-12 Networks
10-4	UCLA (W)	ESPN
10-16	Oregon State (W)	FS2
10-25	USC (W)	FS1
11-1	Arizona State (L)	FS1
11-8	Oregon (L)	ESPN
11-15	Stanford (W)	Pac-12 Networks
11-22	Arizona (L)	ESPN
11-29	Colorado (W)	Pac-12 Networks
12-20	Colorado State (W)	ABC

2015

9-3	Michigan (W)	FS1
9-11	Utah State (W)	ESPN2
9-19	Fresno State (W)	CBSSN
9-26	Oregon (W)	FOX
10-10	California (W)	ESPN
10-17	Arizona State (W)	ESPN
10-24	USC (L)	FOX
10-31	Oregon State (W)	Pac-12 Networks
11-7	Washington (W)	FOX
11-14	Arizona (L)	FS1
11-21	UCLA (L)	FOX
11-28	Colorado (W)	Pac-12 Networks
12-19	BYU (W)	ABC

2016

9-1	Southern Utah (W)	Pac-12 Networks
9-10	BYU (W)	FOX
9-17	San Jose State (W)	CBSSN
9-23	USC (W)	FS1
10-1	California (L)	Pac-12 Networks
10-8	Arizona (W)	FS1
10-15	Oregon State (W)	Pac-12 Networks
10-22	UCLA (W)	FOX
10-29	Washington (L)	FS1
11-10	Arizona State (W)	FS1
11-19	Oregon (L)	Pac-12 Networks
11-26	Colorado (L)	FOX
12-28	Indiana (W)	FOX

2017

8-31	North Dakota (W)	Pac-12 Networks
9-9	BYU (W)	ESPN2
9-16	San Jose State (W)	ESPN2
9-22	Arizona (W)	FS1
10-7	Stanford (L)	FS1
10-14	USC (L)	ABC
10-21	Arizona State (L)	FS1
10-28	Oregon (L)	Pac-12 Networks
11-3	UCLA (W)	FS1
11-11	Washington State (L)	Pac-12 Networks
11-18	Washington (L)	ESPN
11-25	Colorado (W)	FS1
12-26	West Virginia (W)	ESPN



ESPN's College Gameday has visited Utah's campus twice in the last five years. The Gameday crew and Utah Jazz legend John Stockton (center) broadcast live from President's Circle prior to the Utes' Top 25 showdown with California in 2015.

2018

8-30	Weber State (W)	Pac-12 Networks
9-8	Northern Illinois (W)	ESPNNews
9-15	Washington (L)	ESPN
9-29	Washington State (L)	Pac-12 Networks
10-6	Stanford (W)	ESPN
10-12	Arizona (W)	ESPN
10-20	USC (W)	Pac-12 Networks
10-26	UCLA (W)	ESPN
11-3	Arizona State (L)	Pac-12 Networks
11-10	Oregon (W)	Pac-12 Networks
11-17	Colorado (W)	Pac-12 Networks
11-24	BYU (W)	FS1
11-30	Washington (L)	FOX
12-31	Northwestern (L)	FS1

2019

8-29	BYU (W)	ESPN
9-7	Northern Illinois (W)	Pac-12 Networks
9-14	Idaho State (W)	Pac-12 Networks
9-20	USC (L)	FS1
9-28	Washington State (W)	FS1
10-12	Oregon State (W)	Pac-12 Networks
10-19	Arizona State (W)	Pac-12 Networks
10-26	California (W)	FS1
11-2	Washington (W)	FOX
11-16	UCLA (W)	FOX
11-23	Arizona (W)	FS1
11-30	Colorado (W)	ABC
12-6	Oregon (L)	ABC
12-31	Texas (L)	ESPN

UTAH'S RECORD ON NETWORK TV

ABC	16-5-1
CBS	1-0
CBSSN	6-3
CSTV	1-2
ESPN	19-16
ESPN2	18-6
ESPN+Plus	13-6
ESPNU	2-1
FCS	3-0
FOX	10-5
FS1	16-11
FS2	1-0
FX	1-0
FSN	0-5
NBC	0-1
Pac-12 Networks	27-13
Raycom	1-1
The Mtn.	24-7
VERSUS	9-3
Totals	157-82-1

Single Game Leaders



RUSHING

332	Joe Williams	vs. UCLA, 2016
254*	Mike Anderson	vs. Fresno State, 1999
248	Eddie Johnson	vs. UTEP, 1984
236	Chris Fuamatu-Ma'afala	vs. UTEP, 1996
232	Del Rodgers	vs. Wyoming, 1981
229	Marty Johnson	vs. Indiana, 2002
229	Devontae Booker	vs. Oregon State, 2014
226	Dameon Hunter	vs. Air Force, 2001
224	Eddie Johnson	vs. Colorado State, 1984
222	Devontae Booker	vs. California, 2015
222	Joe Williams	vs. Indiana, 2016
215	Carl Monroe	vs. UTEP, 1982
211	Zack Moss	vs. UCLA, 2018
207	Carl Monroe	vs. Hawaii, 1982
205	John White	vs. Oregon State, 2011
204	Mike Anderson	vs. New Mexico, 1999
203	Zack Moss	vs. Arizona, 2019
197	Juan Johnson	vs. Tulsa, 1996
196	Zack Moss	vs. Colorado, 2017
194	Brandon Warfield	vs. BYU, 2002
193	Brandon Warfield	vs. Air Force, 2002
191	Don Peterson	vs. Wyoming, 1952
191	Keith Williams	vs. New Mexico, 1991
190	Juan Johnson	vs. Oregon, 1997
187	Del Rodgers	vs. UNLV, 1980
187	Joe Williams	vs. Colorado, 2015
187	Zack Moss	vs. BYU, 2019
185	John White	vs. Washington State, 2011
182	Eddie Johnson	vs. New Mexico, 1986
182	Chris Fuamatu-Ma'afala	vs. TCU, 1996
181	Brandon Warfield	vs. Texas A&M, 2003
181	Joe Williams	vs. Arizona State, 2016
180	Chris Fuamatu-Ma'afala	vs. Utah State, 1995
178	Devontae Booker	vs. Washington State, 2014
177	Dameon Hunter	vs. New Mexico, 2001
176	Marty Johnson	vs. Utah State, 2002
174	John White	vs. BYU, 2011
174	Armand Shyne	vs. Oregon, 2018
173	Del Rodgers	vs. BYU, 1981
173	Brandon Warfield	vs. Utah State, 2003
172	Eddie Lewis	vs. Washington State, 1985
172	Joe Williams	vs. Washington, 2016
171	John White	vs. Pittsburgh, 2011
170	Joe Williams	vs. Oregon State, 2016
169	Eddie Johnson	vs. Hawaii, 1986
169	Chris Fuamatu-Ma'afala	vs. Fresno State, 1996
168	John White	vs. Colorado, 2012
167	Floyd Hodge	vs. Wyoming, 1979
167	Carl Monroe	vs. Montana State, 1982
167	John White	vs. UCLA, 2011
166	Eddie Lewis	vs. New Mexico, 1985
164	Dameon Hunter	vs. Indiana, 2001
164	Brandon Warfield	vs. Wyoming, 2002
163	Mike Anderson	vs. San Jose State, 1998
163	Darrell Mack	vs. Louisville, 2007
162	Devontae Booker	vs. Colorado State, 2014
160	Steve Marshall	vs. Colorado State, 1972
160	Carl Monroe	vs. UNLV, 1982
160	Zack Moss	vs. Stanford, 2018
159	Clifton Smith	vs. UTEP, 1989
159	Pierre Jones	vs. Hawaii, 1992
157	Gene Belczyk	vs. Arizona, 1972
156	Jamal Anderson	vs. San Diego State, 1993
156	Matt Asiata	vs. Colorado State, 2009
156	Devontae Booker	vs. UCLA, 2014
156	Devontae Booker	vs. Fresno State, 2015
155	Quinton Ganther	vs. UNLV, 2005

154*	Ron Coleman	vs. West Virginia, 1964
154	Dave Smith	vs. BYU, 1969
154	Gene Belczyk	vs. UTEP, 1971
153	Zack Moss	vs. UCLA, 2017
151	Del Rodgers	vs. Northwestern, 1981
151	Darrell Mack	vs. Colorado State, 2007
150	Frank Nelson	vs. San Francisco, 1946
150	Mike Anderson	vs. Utah State, 1998
150	Mike Anderson	vs. Wyoming, 1998
150	John White	vs. Montana State, 2011
150	Devontae Booker	vs. Washington, 2015
150	Zack Moss	vs. West Virginia, 2017
150	Zack Moss	vs. Weber State, 2018

PASSING

631	Scott Mitchell	vs. Air Force, 1988
511	Scott Mitchell	vs. Idaho State, 1988
492	Larry Egger	vs. UTEP, 1986
476	Larry Egger	vs. Air Force, 1986
476	Mike Fouts	vs. Kansas, 1996
459	Mike McCoy	vs. Air Force, 1993
453	Scott Mitchell	vs. UTEP, 1988
447	Mike McCoy	vs. Hawai'i, 1993
440	Brett Elliott	vs. New Mexico, 2002
434	Mike McCoy	vs. BYU, 1993
417	Brian Johnson	vs. San Diego State, 2005
409	Scott Mitchell	vs. San Diego State, 1989
406	Chris Mendonca	vs. Utah State, 1987
403	Frank Dolce	vs. Oregon State, 1992
399	Randy Gomez	vs. New Mexico, 1977
394	Scott Mitchell	vs. Utah State, 1989
393	Mike Richmond	vs. BYU, 1989
391	Mike McCoy	vs. UTEP, 1994
389	Scott Mitchell	vs. Hawaii, 1988
389	Mike McCoy	vs. San Diego State, 1993
388	Scott Mitchell	vs. Stanford, 1989
385	Scott Mitchell	vs. Utah State, 1988
384	Scott Mitchell	vs. BYU, 1988
384	Brian Johnson	vs. Wyoming, 2005
383	Chris Mendonca	vs. New Mexico, 1987
383	Scott Mitchell	vs. San Diego State, 1988
381	Brett Ratliff	vs. Georgia Tech, 2005
377	Mike McCoy	vs. Colorado State, 1993
376	Frank Dolce	vs. Utah State, 1992
374	Scott Mitchell	vs. Wyoming, 1989
373	Frank Dolce	vs. Hawai'i, 1991
362	Jordan Wynn	vs. San Diego State, 2010
360	Brian Johnson	vs. New Mexico, 2005
359	Mike Richmond	vs. Air Force, 1990
359	Alex Smith	vs. Texas A&M, 2004
358	Ricky Hardin	vs. New Mexico, 1980
358	Mike Fouts	vs. Fresno State, 1995
358	Brett Ratliff	vs. BYU, 2006
357	Mike Fouts	vs. San Diego State, 1995
355	Scott Mitchell	vs. Illinois, 1988
355	Mike Fouts	vs. Air Force, 1995
354	Mike McCoy	vs. San Diego State, 1994
352	Don Van Galder	vs. New Mexico, 1971
350	Scott Mitchell	vs. UTEP, 1989

RECEIVING

255	Carl Harry	vs. Idaho State, 1988
214	Travis LaFendresse	vs. Georgia Tech, 2005
213	Loren Richey	vs. UTEP, 1986
200	Bryan Rowley	vs. Hawaii, 1991
199	Danny Huey	vs. San Diego State, 1984

198	Paris Warren	vs. Pittsburgh, 2004
197	Daniel Jones	vs. Fresno State, 1998
194	Jack Steptoe	vs. New Mexico, 1976
192	Travis LaFendresse	vs. New Mexico, 2005
190	Curt Jones	vs. San Diego State, 1987
187	Daniel Jones	vs. UTEP, 1997
183	Louis Thomas	vs. Arizona State, 1968
179	Jeff Jenkins	vs. Air Force, 1987
178	Stuart Vaughn	vs. Colorado State, 1957
178	Danny Huey	vs. Wyoming, 1983
177	Steve Odom	vs. Arizona State, 1972
177	Floyd Hodge	vs. San Diego State, 1980
176	Kevin Dyson	vs. Tulsa, 1996
176	Steve Savoy	vs. Oregon, 2003
172	Carl Harry	vs. Air Force, 1988
172	Kevin Dyson	vs. Kansas, 1996
172	David Reed	vs. Utah State, 2009
169	Bryan Rowley	vs. Air Force, 1990
168	Jack Steptoe	vs. Arizona State, 1976
168	Ray Elgaard	vs. Utah State, 1982
167	Lance Robbins	vs. Utah State, 1972
166	Aaron Grimm	vs. Hawaii, 1988
166	Henry Lusk	vs. San Diego State, 1993
166	Henry Lusk	vs. Air Force, 1995
165	Frank Henry	vs. Utah State, 1978
163	Jim Teaham	vs. Utah State, 1979
162	Mike Anglesey	vs. Colorado State, 1990
159	Loren Richey	vs. Wyoming, 1985
158	James Hardy	vs. New Mexico, 1985
157	Bryan Rowley	vs. San Diego State, 1991
157	Cliff Russell	vs. Wyoming, 2001
155	Cliff Russell	vs. Wyoming, 1999
155	John Madsen	vs. Utah State, 2005
155	DeVonte Christopher	vs. Pittsburgh, 2010
154	Kevin Dyson	vs. TCU, 1997
154	Steve Savoy	vs. North Carolina, 2004
153	Darren Carrington II	vs. San Jose State, 2017
152	Steve Odom	vs. Oregon, 1973
152	Kaelin Clay	vs. Oregon, 2014
151	Daniel Jones	vs. Utah State, 1997
150	Steve Savoy	vs. New Mexico, 2004
149	David Reed	vs. Air Force, 2009
148	Brian Hernandez	vs. San Diego State, 2005
147	Chris Christensen	vs. BYU, 2000
147	Josh Lyman	vs. New Mexico, 2002
146	Louis Thomas	vs. Wyoming, 1968
145	Dennis Smith	vs. Utah State, 1989
144	Greg Holder	vs. Air Force, 1986
144	Chris Christensen	vs. Washington State, 1999
143	Kevin Dyson	vs. BYU, 1997
143	Steve Smith	vs. San Diego State, 2000
142	Danny Huey	vs. Colorado State, 1983
142	Aaron Grimm	vs. Air Force, 1988
141	Louis Thomas	vs. Oregon, 1968
141	Cliff Russell	vs. Arizona, 2000
141	Dres Anderson	vs. BYU, 2013
140*	Henry Lusk	vs. USC, 1993
140	David Reed	vs. Colorado State, 2009
139	Dennis Smith	vs. Air Force, 1989
139	Travis LaFendresse	vs. Air Force, 2005
138	Paris Jackson	vs. New Mexico, 2002
137	Dennis Smith	vs. Colorado State, 1989
137	Paris Warren	vs. Air Force, 2004
136	Dennis Smith	vs. Air Force, 1988
136	DeVonte Christopher	vs. USC, 2011
135	Jereme Brooks	vs. New Mexico, 2009

*The NCAA does not recognize bowl stats prior to 2002



Yearly Leaders

RUSHING

Year	Player	Rush	Yards	Avg.	YPG	TD
1951	Jack Cross	109	483	4.43	43.91	n/a
1952	George Bean	94	594	6.32	59.40	n/a
1953	Don Peterson	138	720	5.22	73.80	n/a
1954	Herb Makken	160	769	4.81	69.91	n/a
1955	- Not Available -					
1956	- Not Available -					
1957	Merrill Douglas	97	646	6.66	64.60	10
1958	Monk Bailey	113	564	4.99	51.27	6
1959	Monk Bailey	138	640	4.64	64.00	5
1960	Stan Uyeshiro	44	388	8.82	38.80	1
1961	Dennis Zito	76	374	4.92	37.40	3
1962	Doug Wasko	103	454	4.41	45.40	2
1963	Allen Jacobs	124	564	4.55	56.40	8
1964	Allen Jacobs	175	752	4.30	68.36	8
1965	- Not Available -					
1966	Robert Woodson	180	683	3.79	68.30	7
1967	Charles Smith	154	588	3.82	53.45	4
1968	Steve Molnar	127	438	3.46	43.80	2
1969	David Smith	140	695	4.96	69.50	8
1970	William Hunter	120	484	4.03	48.40	0
1971	Gene Belczyk	101	514	5.09	46.72	5
1972	Gene Belczyk	140	777	5.55	70.64	6
1973	Ike Spencer	179	761	4.25	64.42	8
1974	Ike Spencer	130	632	4.86	57.45	2
1975	Steve Peake	103	418	4.06	38.00	2
1976	Steve Peake	133	502	3.77	45.63	8
1977	Tony Lindsay	117	467	3.99	42.45	1
1978	Tony Lindsay	209	803	3.84	73.00	5
1979	Tony Lindsay	132	816	6.18	68.00	3
1980	Tony Lindsay	190	909	4.78	82.63	8
1981	Del Rodgers	170	1127	6.63	102.45	13
1982	Carl Monroe	309	1507	4.88	137.00	4
1983	Eddie Lewis	112	734	6.55	81.56	9
1984	Eddie Johnson	156	1021	6.54	85.08	7
1985	Eddie Lewis	195	1018	5.22	101.80	8
1986	Eddie Johnson	166	1046	6.30	95.09	3
1987	Martell Black	103	520	5.05	43.33	4
1988	Eddie Johnson	157	748	4.76	68.00	12
1989	Clifton Smith	142	681	4.80	56.75	1
1990	Steve Abrams	151	551	3.65	55.10	6
1991	Keith Williams	207	1076	5.20	89.67	6
1992	Pierre Jones	136	715	5.26	65.00	3
1993	Jamal Anderson	168	958	5.70	79.83	11
1994	Charlie Brown	144	839	5.83	76.27	10
1995	Chris Fuamatu-Ma'afala	141	834	5.91	75.82	9
1996	Chris Fuamatu-Ma'afala	168	982	5.85	122.75	9
1997	Juan Johnson	181	838	4.63	76.18	7
1998	Mike Anderson	244	1173	4.81	106.64	12
1999	Mike Anderson	195	977	5.01	97.70	10
2000	Adam Tate	160	660	4.13	73.33	7
2001	Dameon Hunter	257	1396	5.43	126.91	9
2002	Brandon Warfield	201	919	4.57	102.11	9
2003	Brandon Warfield	237	976	4.12	97.60	11
2004	Marty Johnson	165	802	4.86	66.83	14
2005	Quinton Ganther	205	1120	5.5	101.8	7
2006	Darryl Poston	145	553	3.8	42.5	5
2007	Darrell Mack	253	1204	4.8	100.3	12
2008	Matt Asiata	146	707	4.8	54.4	12
2009	Eddie Wide	203	1069	5.3	82.2	12
2010	Matt Asiata	155	695	4.5	53.5	8
2011	John White	316	1519	4.8	116.8	15
2012	John White	218	1041	4.8	94.6	8
2013	Bubba Poole	149	607	4.1	50.6	2
2014	Devontae Booker	292	1512	5.2	116.3	10
2015	Devontae Booker	268	1261	4.7	126.1	11
2016	Joe Williams	210	1407	6.7	156.3	10
2017	Zack Moss	214	1173	5.5	90.23	10
2018	Zack Moss	179	1096	6.1	121.8	11
2019	Zack Moss	235	1416	6.0	108.9	15

PASSING

Year	Player	Comp	Att	Yards	TD	Int
1951	Tom Dublinski	124	239	1418	n/a	11
1952	Don Rydalch	80	145	974	7	8
1953	Don Rydalch	77	128	980	6	8
1954	Dave Dungan	74	128	862	5	4
1955	- Not Available -					
1956	- Not Available -					
1957	Lee Grosscup	94	137	1398	10	2
1958	Lee Grosscup	68	124	828	3	n/a
1959	Ken Vierra	63	115	854	8	n/a
1960	Terry Nofsinger	47	96	614	5	n/a
1961	Gary Hertzfeldt	52	107	701	6	n/a
1962	Gary Hertzfeldt	61	122	889	5	n/a
1963	Gary Hertzfeldt	64	130	945	9	8
1964	Richard Groth	50	107	785	4	8
1965	- Not Available -					
1966	Jack Gehrke	54	127	715	9	6
1967	Jack Gehrke	81	171	1029	11	11
1968	Ray Groth	84	203	1181	7	18
1969	Ray Groth	56	151	714	4	8
1970	Scooter Longmire	64	158	674	9	9
1971	Scooter Longmire	103	212	1078	5	17
1972	Don Van Galder	85	178	1425	15	14
1973	Don Van Galder	121	254	2012	17	22
1974	Jim Miller	59	133	773	1	10
1975	Pat Degnan	140	289	1621	7	21
1976	Dan Hagemann	117	222	1585	10	14
1977	Randy Gomez	155	315	2015	10	16
1978	Randy Gomez	138	266	2027	19	18
1979	Floyd Hodge	62	138	1006	8	7
1980	Ricky Hardin	179	290	2458	15	19
1981	Tyce Ferguson	102	177	1235	6	12
1982	Kenny Vierra	85	166	1315	13	6
1983	Mark Stevens	149	268	1986	12	11
1984	Mark Stevens	117	216	1889	11	9
1985	Larry Egger	237	417	2988	18	22
1986	Larry Egger	232	382	2761	21	9
1987	Chris Mendonca	194	332	2389	15	17
1988	Scott Mitchell	323	533	4322	29	15
1989	Scott Mitchell	237	444	3211	31	19
1990	Mike Richmond	156	287	1976	8	16
1991	Frank Dolce	177	314	2444	16	10
1992	Frank Dolce	188	322	2369	14	10
1993	Mike McCoy	276	430	3860	21	10
1994	Mike McCoy	247	381	3035	28	11
1995	Mike Fouts	179	323	2581	18	12
1996	Mike Fouts	177	302	2526	21	7
1997	Jonathan Crosswhite	130	222	1588	9	9
1998	Jonathan Crosswhite	128	221	1615	10	9
1999	Darnell Arceneaux	83	165	1342	10	7
2000	Darnell Arceneaux	93	169	1375	7	8
2001	Lance Rice	169	302	2086	16	11
2002	Brett Elliott	130	221	1529	10	8
2003	Alex Smith	173	266	2247	15	3
2004	Alex Smith	214	317	2952	32	4
2005	Brian Johnson	210	330	2892	18	7
2006	Brett Ratliff	28	391	2796	23	9
2007	Brian Johnson	181	272	1847	11	10
2008	Brian Johnson	268	394	2972	27	9
2009	Terrance Cain	137	215	1624	11	5
2010	Jordan Wynn	186	299	2334	17	10
2011	Jon Hays	120	214	1459	12	8
2012	Travis Wilson	128	204	1311	7	6
2013	Travis Wilson	133	237	1827	16	16
2014	Travis Wilson	190	313	2170	18	5
2015	Travis Wilson	195	314	2095	13	10
2016	Troy Williams	207	390	2757	15	8
2017	Tyler Huntley	199	312	2411	15	10
2018	Tyler Huntley	150	234	1788	12	6
2019	Tyler Huntley	220	301	3092	19	4

INFORMATION

HERE'S UTAH

2020 OUTLOOK

PLAYER BIOS

COACHES & STAFF

SERIES HISTORY

2019 IN REVIEW

BOWL HISTORY

RECORD BOOK

Yearly Leaders



Alex Smith was a Heisman Trophy finalist and threw for 2,952 yards and a school-record 32 touchdowns in 2004.



Steve Smith, who played 16 years in the NFL, led Utah in receiving in 1999 and 2000.

RECEIVING

Year	Player	Rec	Yards	TD
1951	Sandy Morris	31	308	n/a
1952	Jack Cross	12	213	1
1953	Paul Cook	9	190	2
1954	Max Pierce	25	457	3
1955	- Not Available -			
1956	- Not Available -			
1957	Stuart Vaughan	53	756	5
1958	Larry Wilson	13	256	1
1959	Bob Mastelotto	15	290	3
1960	Marv Fleming	9	237	2
1961	Joe Borich	29	489	5
1962	Roy Jefferson	17	336	3
1963	Roy Jefferson	29	435	4
1964	John Pease	23	406	2
1965	- Not Available -			
1966	Terry Baker	17	195	2
1967	Jack Andrews	38	452	3
1968	Speedy Thomas	60	1006	7
1969	James Brown	19	280	0
1970	James Brown	27	342	2
1971	Fred Graves	45	511	1
1972	Steve Odom	30	663	11
1973	Steve Odom	38	723	8
1974	Willie Armstead	34	520	4
1975	Dick Graham	34	463	2
1976	Jack Steptoe	38	752	9
1977	Jack Steptoe	42	724	8
1978	Frank Henry	45	771	6
1979	Jim Teahan	33	560	5
1980	Floyd Hodge	44	829	5
1981	Tony Graham	29	476	3
1982	Tony Graham	30	473	3
1983	Joe Tarver	51	757	4
1984	Danny Huey	52	869	5
1985	Loren Richey	73	971	7
1986	Loren Richey	67	775	6
1987	Carl Harry	63	826	3
1988	Carl Harry	65	1145	14
1989	Dennis Smith	73	1091	18
1990	Bryan Rowley	28	762	5
1991	Bryan Rowley	60	1011	11
1992	Sean Williams	51	734	3
1993	Bryan Rowley	55	838	6
1994	Curtis Marsh	61	859	11
1995	Rocky Henry	55	866	6
1996	Kevin Dyson	53	812	8
1997	Kevin Dyson	60	824	2
1998	Daniel Jones	57	809	4
1999	Steve Smith	43	860	8
2000	Steve Smith	35	743	4
2001	Cliff Russell	53	744	4
2002	Josh Lyman	44	590	3
2003	Paris Warren	76	809	4
2004	Paris Warren	80	1076	12
2005	Travis LaTendresse	55	810	8
	John Madsen	55	672	6
2006	Derrek Richards	60	717	6
2007	Derrek Richards	57	635	3
2008	Freddie Brown	77	900	7
2009	David Reed	81	1188	5
2010	Jereme Brooks	51	633	4
2011	DeVonte Christopher	42	663	5
2012	Dres Anderson	36	365	3
2013	Dres Anderson	53	1002	7
2014	Kenneth Scott	48	506	4
2015	Britain Covey	43	519	4
2016	Tim Patrick	45	711	5
2017	Darren Carrington II	70	980	6
2018	Britain Covey	60	637	1
2019	Brant Kuithe	34	602	6

TACKLES

Year	Player	Tackles
1974	John Huddleston	157
1975	John Huddleston	174
1976	Mike Bailey	122
1977	Mike Bailey	132
1978	Mike Bailey	115
1979	Bill Gompf	143
1980	Bill Gompf	101
1981	Bill Gompf	128
1982	Mark Blossch	172
1983	Mark Blossch	162
1984	Mark Blossch	123
1985	Mark Jackson	127
1986	Lance Wingert	74
1987	Eric Jacobsen	138
1988	Eric Jacobsen	141
1989	Joe Clausi	112
1990	Pita Tonga	94
1991	Reggie Alston	139
1992	Luther Elliss	87
1993	Mark Rexford	112
1994	Mark Rexford	111
1995	Jeff Kirkman	101
1996	Robert Love	108
1997	Robert Love	92
1998	Kautai Olevao	77
1999	Jason Potter	72
2000	Wes Tufaga	87
2001	Sheldon Deckart	86
2002	Dave Revill	89
2003	Ray Holdcraft	102
2004	Spencer Toone	115
2005	Spencer Toone	113
2006	Steve Tate	102
2007	Steve Tate	103
2008	Mike Wright	81
2009	Stevenson Sylvester	81
2010	Chaz Walker	113
2011	Chaz Walker	118
2012	Trevor Reilly	69
2013	Trevor Reilly	100
2014	Jared Norris	116
2015	Gianni Paul	117
2016	Chase Hansen	90
2017	Kavika Luafatasaga	82
2018	Cody Barton	116
2019	Devin Lloyd	91



Mark Blossch (No. 60) led Utah in tackles in 1982 (172), 1983 (162) and 1984 (123).



The Longest Yard

INFORMATION

HERE'S UTAH

2020 OUTLOOK

PLAYER BIOS

COACHES & STAFF

SERIES HISTORY

2019 IN REVIEW

BOWL HISTORY

RECORD BOOK



Mike McCoy, who went on to become a head coach in the NFL with the Chargers, accounted for two of the longest passing plays in school history.

PASS

98	Dan Hagemann-Jack Steptoe	vs. New Mexico, 1976
90	Terrance Cain-David Reed	vs. Air Force, 2009
89	Don Van Galder-Willie Armstead	vs. Hawaii, 1973
87	Don Van Galder-Steve Odom	vs. Oregon, 1973
87	Mike McCoy-Henry Lusk	vs. San Diego State, 1993
86	Chris Mendonca-Jeff Jenkins	vs. Air Force, 1987
85	Tyce Ferguson-Jim Teahan	vs. UNLV, 1981
84	Mike Richmond-Bryan Rowley	vs. BYU, 1991
84	Mike McCoy-Curtis Marsh	vs. BYU, 1993
83	Tyler Huntley-Samson Nacua	vs. UCLA, 2019
82	Tyler Huntley-Bryan Thompson	vs. Idaho State, 2019
80	T.D. Croshaw-Cliff Russell	vs. Wyoming, 1999
80	Travis Wilson-Sean Fitzgerald	vs. Weber State, 2013
79	Don Van Galder-Steve Odom	vs. Arizona State, 1972
79	Pat Degnan-Mike Cordy	vs. Arizona State, 1976
79	Alex Smith-Ben Moa	vs. UNLV, 2003
78	Kenny Vierra-Tex Wise	vs. Portland State, 1981
78	Mark Stevens-James Hardy	vs. Wyoming, 1984
78	Alex Smith-Steve Savoy	vs. Texas A&M, 2004
78	Travis Wilson-Kaelin Clay	vs. Oregon, 2014
77	Randy Gomez-Jack Steptoe	vs. Arizona, 1977
76	Lee Grosscup-Stuart Vaughn	vs. Colorado State, 1957
76	Kenny Vierra-Tex Wise	vs. UTEP, 1981
75	Steve Marshall-Steve Odom	vs. Colorado State, 1972
75	Ricky Hardin-Tony Lindsay	vs. Utah St, 1980
75	Terrance Cain-Jereme Brooks	vs. New Mexico, 2010
75	Tyler Huntley-Troy McCormick	vs. UCLA, 2017
74	Steve Marshall-Scott Grayson	vs. Colorado State, 1972
74	Kenny Vierra-Jim Teahan	vs. Wyoming, 1981
74	Mike Fouts-Kevin Dyson	vs. Tulsa, 1996
74	Darnell Arceneaux-Steve Smith	vs. San Diego State, 20
73	Randy Gomez-Frank Henry	vs. Florida, 1977
73	Floyd Hodge-Jim Teahan	vs. Utah State, 1979
73	Brett Elliott-Josh Lyman	vs. New Mexico, 2003
72	Pat Degnan-Steve Peake	vs. Rice, 1976
72	Scott Mitchell-Carl Harry	vs. Idaho State, 1988
72	Jason Woods-Mike Anglesey	vs. Colorado State, 1990

RUSH

93	Frank Nelson	vs. BYU, 1947
92	Steve Savoy	vs. BYU, 2004
91	Zack Moss	vs. UCLA, 2019
87	Del Rodgers	vs. BYU, 1981
86	Zack Moss	vs. Weber State, 2018
82	Joe Williams	vs. Arizona State, 2016
81	Del Rodgers	vs. UNLV, 1980
80	Ron Coleman	vs. BYU, 1964
80	Ray Groth	vs. UTEP, 1969
78	Dave Smith	vs. BYU, 1969
77	Ron Coleman	vs. UTEP, 1964
77	Gene Belczyk	vs. Arizona, 1972
76	Devontae Booker	vs. Washington State, 2014
75	Jack Cross	vs. Montana State, 1951
75	Ike Spencer	vs. Arizona State, 1972
74	Dameon Hunter	vs. New Mexico, 2001
73	Adam Tate	vs. San Diego State, 2001
72	Clyde Nichols	vs. Colorado, 1946
72	Ray Groth	vs. BYU, 1968
72	Ike Spencer	vs. UTEP, 1973
72	Lewis Walker	vs. San Diego State, 1979
72	Omar Bacon	vs. Louisiana-Monroe, 1999
72	Sausan Shakerin	vs. Colorado State, 2010
71	Larry Fields	vs. BYU, 1956
71	Lewis Walker	vs. Hawaii, 1979
71	Lewis Walker	vs. New Mexico, 1979
71	Dan Pulsipher	vs. Oregon, 1995
70	Ike Spencer	vs. BYU, 1972
70	Chris Fuamatu-Ma'afala	vs. TCU, 1996

BLOCKED FIELD GOAL RETURN

91	LaVon Edwards	vs. Minnesota, 1990
86	Kevin Harrison	vs. BYU, 1975
58	Jay Hill	vs. Wyoming, 1999
53	Andre Dyson	vs. Colorado State, 1999



Del "Popcorn" Rodgers had two rushes of 80-plus yards in the early 1980s.



Current defensive coordinator Morgan Scalley had the longest fumble return in school history in 2004.

FUMBLE RETURN

88	Morgan Scalley	vs. Colorado State, 2004
80	Arnold Parker	vs. Colorado State, 2003
74	Morgan Scalley	vs. So. Mississippi, 2003
68	Clarence Lawson	vs. Rice, 1997
68	Mika Tafua	vs. UCLA, 2019
57	V.J. Fehoko	vs. BYU, 2011
54	Gionni Paul	vs. Washington, 2015
53	Davion Orphey	vs. USC, 2014
47	Moe Lee	vs. BYU, 2012
43	Mike Thomas	vs. Rice, 1997

KICKOFF RETURN

100	Gil Tobler	vs. Colorado State, 1948
100	Bill Boren	vs. Denver, 1949
100	Charlie Smith	vs. Arizona State, 1967
100	Reggie Wilson	vs. UNLV, 1981
100	Erroll Tucker	vs. Hawaii, 1985
100	Erroll Tucker	vs. BYU, 1985
100	Reggie Dunn	vs. Iowa State, 2010
100	Reggie Dunn	vs. Cal (twice), 2012
100	Reggie Dunn	vs. Washington State, 2012
100	Reggie Dunn	vs. Colorado, 2012
100	Kaelin Clay	vs. Idaho State, 2014
99	Cory Butler-Byrd	vs. UCLA, 2016
99	Keith Williams	vs. Wyoming, 1993
99	Cory Butler-Byrd	vs. UCLA, 2016
98	Clifton Smith	vs. UTEP, 1987
98	Patrick Dyson	vs. Air Force, 2000
98	Cory Butler-Byrd	vs. Fresno State, 2015
96	James Street	vs. Washington State, 1968
96	Carl Monroe	vs. Montana State, 1982
95	Daniel Jones	vs. BYU, 1998
94	Daniel Jones	vs. San Diego State, 1998
93	Steve Odom	vs. Texas Tech, 1973
93	Kyle Fulks	vs. Colorado, 2016
90	Bill Fowler	vs. BYU, 1967
90	Patrick Dyson	vs. San Jose State, 1998
90	Morgan Scalley	vs. UNLV, 2004

The Longest Yard



PUNT RETURN

95	Steve Odom	vs. UTEP, 1972
93	Frankie Nelson	vs. Denver, 1949
89	Erroll Tucker	vs. Arizona State, 1985
85	Dave Walker	vs. BYU, 1970
80	Frank Branham	vs. Colorado State, 1952
78	Steve Odom	vs. Wyoming, 1973
78	Shaky Smithson	vs. Iowa State, 2010
77	Shaky Smithson	vs. UNLV, 2010
77	Britain Covey	vs. Fresno State, 2015
75	Derek Washington	vs. Iowa State, 1976
75	Kevin Dyson	vs. New Mexico, 1997
75	Derrek Richards	vs. Utah State, 2007
73	Shaky Smithson	vs. New Mexico, 2010
70	Steve Odom	vs. Arizona State, 1973
70	Steve Smith	vs. New Mexico, 1999
69	Erroll Tucker	vs. Washington State, 1984
69	Boobie Hobbs	vs. Oregon, 2015
66	Kaelin Clay	vs. Michigan, 2014
66	Demari Simpkins	vs. Colorado, 2019
62	John Frech	vs. Texas Tech, 1972
62	Terry Hess	vs. Long Beach State, 1979
62	Erroll Tucker	vs. New Mexico, 1985
62	Clifton Smith	vs. Utah State, 1987

INTERCEPTION RETURN

100	Gary Barker	vs. BYU, 1967
100	Harold Lusk	vs. Colorado State, 1994
100	Jaylon Johnson	vs. Stanford, 2018
97	Paul Cook	vs. Oregon State, 1951



Jaylon Johnson had one of three 100-yard interception returns in school history in 2018 against Stanford.

97	Norm Thompson	vs. Wyoming, 1969
97	Brandon Dart	vs. Oregon, 1995
95	Bob Jenkins	vs. Wyoming, 1985
89	Deshawn Richard	vs. San Diego State, 2008
86	Erroll Tucker	vs. San Diego State, 1985
84	Dan Clary	vs. Idaho State, 1969
84	Dan Clary	vs. Idaho State, 1978
81	Norm Thompson	vs. UTEP, 1969
79	Cal Beck	vs. Air Force, 1995
76	Jonathan Fanene	vs. Utah State, 2004
71	Bill Gompf	vs. Fresno State, 1980
71	Clarence Field	vs. Colorado State, 1986
70	Ed Onofrio	vs. Arizona, 1973

PUNT

90	Marv Bateman	vs. Arizona State, 1971
90	Rick Partridge	vs. Wyoming, 1978
85	Dick Graham	vs. Wyoming, 1976
83	Paul Snow	vs. BYU, 1936
81	Louie Sakoda	vs. Wyoming, 2008
80	Chris Hunter	vs. Tulsa, 1997
76	Tom Hackett	vs. Oregon 2015
75	Craig Smith	vs. San Jose State, 1969
75	Chris Hunter	vs. SMU, 1997
75	Brian Lewis	vs. Oregon, 2001
75	Louie Sakoda	vs. Northern Arizona, 2006
74	Tom Hackett	vs. Michigan, 2015
72	Milt Smith	vs. Colorado, 1946
72	Marv Bateman	vs. Iowa State, 1970
72	Dan Marrelli	vs. Utah State, 1972
72	Dan Marrelli	vs. Oregon, 1973
70	Tom Hackett	vs. Arizona State, 2013
70	Tom Hackett	vs. Colorado, 2014
69	Dan Marrelli	vs. New Mexico, 1972
68	Craig Smith	vs. BYU, 1968
68	Mike Brown	vs. New Mexico, 1974
68	Matt Kovacevich	vs. Utah State, 2004
68	Mitch Wishnowsky	vs. Oregon, 2018
67	Craig Smith	vs. Oregon State, 1969
67	Rick Partridge	vs. BYU, 1977
67	Golden Whetman	vs. Wyoming, 2000
67	Louie Sakoda	vs. UNLV, 2007
67	Sean Sellwood	vs. TCU, 2010
67	Sean Sellwood	vs. Arizona, 2011
67	Tom Hackett	vs. UCLA, 2015
66	Craig Smith	vs. Washington State, 1968
66	Tom Hackett	vs. USC, 2014
66	Tom Hackett	vs. Arizona, 2015
66	Mitch Wishnowsky	vs. Southern Utah, 2016

FIELD GOAL

59	Marv Bateman	vs. Utah State, 1971
56	Matt Gay	vs. San Jose State, 2017
56	Matt Gay	vs. Washington State, 2017
55	Fred Bennion	vs. Utah State, 1904
55	Andre Guardi	vs. Colorado State, 1985
55	Andre Guardi	vs. New Mexico, 1985
55	Chris Yergensen	vs. BYU, 1993
55	Golden Whetman	vs. Wyoming, 2000
55	Matt Gay	vs. Oregon, 2018
54	Wayne Lammle	vs. San Diego State, 1989
54	Chris Yergensen	vs. Colorado State, 1991
53	Wayne Lammle	vs. Stanford, 1989
53	Bryan Borreson	vs. Arizona, 2002
53	Louie Sakoda	vs. Michigan, 2008
53	Andy Phillips	vs. USC, 2015



Matt Gay booted two 56-yard field goals in 2017, this one coming against Washington State.

53	Matt Gay	vs. Arizona State, 2017
53	Matt Gay	vs. Washington, 2018
52	Marv Bateman	vs. UTEP, 1970
52	Andre Guardi	vs. Washington State, 1984
52	Wayne Lammle	vs. New Mexico, 1989
52	Dan Pulsipher	vs. UTEP, 1995
52	Dan Pulsipher	vs. Tulsa, 1996
51	Fleming Jensen	vs. Iowa State, 1973
51	Mike Brown	vs. Iowa State, 1975
51	Chris Yergensen	vs. Idaho, 1993
51	Louie Sakoda	vs. San Diego State, 2007
51	Andy Phillips	vs. Arizona State, 2013
51	Matt Gay	vs. San Jose State, 2017
51	Matt Gay	vs. Colorado, 2018
50	Marv Bateman	vs. Oregon, 1969
50	Tom McNamara	vs. Utah State, 1978
50	Andre Guardi	vs. Utah State, 1985
50	Dan Pulsipher	vs. UTEP, 1996
50	Louie Sakoda	vs. Wyoming, 2008
50	Andy Phillips	vs. Michigan, 2014
50	Andy Phillips	vs. Arizona State, 2014
50	Matt Gay	vs. UCLA, 2017

INFORMATION

HERE'S UTAH

2020 OUTLOOK

PLAYER BIOS

COACHES & STAFF

SERIES HISTORY

2019 IN REVIEW

BOWL HISTORY

RECORD BOOK



100-Yard Doubles

MULTIPLE 100-YARD RUSHING GAMES

Nov. 7, 2015	Washington	Travis Wilson Devontae Booker	155 150
Sept. 14, 2013	Oregon State	Travis Wilson James Poole	142 117
Nov. 7, 2009	New Mexico	Eddie Wide Sausan Shakerin	145 100
Sept. 20, 2008	Air Force	Matt Asiata Darrell Mack	116 101
Oct. 27, 2007	Colorado State	Darrell Mack Ray Stowers	151 123
Nov. 19, 2005	BYU	Quinton Ganther Brett Ratliff	131 112
Sept. 7, 2002	Indiana	Marty Johnson J.R. Peroulis	229 118
Dec. 1, 2001	Air Force	Dameon Hunter Adam Tate	226 140
Nov. 9, 1991	New Mexico	Keith Williams Charlie Brown	191 107
Sept. 1, 1984	Weber State	Eddie Lewis Gerald Johnson	115 109
Nov. 20, 1982	BYU	Carl Monroe Hilria Johnson	147 145
Nov. 13, 1982	UTEP	Carl Monroe Hilria Johnson	215 107
Sept. 27, 1980	Fresno State	Del Rodgers Tony Lindsay	132 130
Sept. 20, 1980	UNLV	Del Rodgers Tony Lindsay	187 144
Nov. 10, 1979	UTEP	Del Rodgers Tony Lindsay	124 106
Nov. 3, 1979	New Mexico	Lewis Walker Tony Lindsay	147 109
Nov. 25, 1972	Colorado State	Steven Marshall Eugene Belczyk	160 102
Oct. 28, 1972	New Mexico	Eugene Belczyk Ike Spencer	115 102
Oct. 15, 1966	Washington State	Jack Gehrke Robert Woodson	110 103

MULTIPLE 100-YARD PASSING GAMES

Oct. 1, 2011	Washington	Jon Hays Jordan Wynn	156 149
Oct. 23, 2010	Colorado State	Jordan Wynn Terrance Cain	321 106
Nov. 24, 2000	BYU	Lance Rice Darnell Arceneaux	137 115
Sept. 2, 2000	Arizona	T.D. Croshaw Darnell Arceneaux	159 151
Nov. 6, 1999	Wyoming	T.D. Croshaw Darnell Arceneaux	211 136
Sept. 20, 1997	UTEP	Jonathan Crosswhite Darnell Arceneaux	164 152
Sept. 12, 1992	Utah State	Frank Dolce Henry Lusk	376 111
Oct. 10, 1987	Colorado State	Scott Mitchell Chris Mendonca	227 120
Oct. 3, 1987	Air Force	Scott Mitchell Chris Mendonca	284 167
Sept. 26, 1987	Idaho State	Chris Mendonca Scott Mitchell	219 153
Sept. 19, 1987	Wisconsin	Scott Mitchell Chris Mendonca	171 131

Sept. 12, 1987	San Diego State	Scott Mitchell Chris Mendonca	227 146
Oct. 18, 1986	New Mexico	Larry Egger Chris Mendonca	169 116
Sept. 19, 1981	Portland State	Tyce Ferguson Kenny Vierra	161 124
Nov. 9, 1968	Arizona State	Timothy Collins Ray Groth	190 119

MULTIPLE 100-YARD RECEIVING GAMES

Nov. 8, 2014	Oregon	Kaelin Clay Devontae Booker	152 110
Nov. 23, 2013	Washington State	Dres Anderson Jake Murphy	129 102
Sept. 2, 2004	Texas A&M	Paris Warren Steve Savoy	116 108
Oct. 26, 2002	New Mexico	Josh Lyman Paris Jackson	147 138
Sept. 13, 1997	TCU	Kevin Dyson Daniel Jones	154 105
Sept. 28, 1996	Kansas	Kevin Dyson Rocky Henry	172 129
Oct. 21, 1995	Air Force	Kevin Dyson Rocky Henry	166 104
Oct. 7, 1995	San Diego State	Kevin Dyson Henry Lusk	118 111
Nov. 6, 1993	Hawaii	Bryan Rowley Deron Claiborne Greg Hooks	133 128 112
Oct. 23, 1993	Colorado State	Deron Claiborne Bryan Rowley	132 104
Oct. 16, 1993	UTEP	Deron Claiborne Bryan Rowley	102 101
Sept. 26, 1992	Oregon State	Sean Williams David Kozlowski	127 101
Nov. 18, 1989	BYU	Darrel Hicks Dennis Smith	126 106
Sept. 30, 1989	San Diego State	Dennis Smith Bryan Rowley	123 105
Sept. 2, 1989	Fresno State	Steve Abrams Clifton Smith	130 109
Oct. 15, 1988	Air Force	Carl Harry Aaron Grimm Dennis Smith	172 142 136
Sept. 24, 1988	Hawaii	Aaron Grimm Carl Harry	166 133
Oct. 15, 1983	Wyoming	Danny Huey Daniel Tarver	178 112
Nov. 6, 1982	Utah State	Ray Elgaard Steve Cox	168 102
Nov. 8, 1980	New Mexico	Floyd Hodge James Teahan	115 104
Nov. 26, 1977	New Mexico	Frank Henry Jack Steptoe	122 100
Nov. 10, 1973	New Mexico	Lance Robbins Roosevelt Hutchins	120 105

MULTIPLE 100-YARD KICK RETURN GAMES

Nov. 21, 1998	BYU	Daniel Jones Patrick Dyson	123 100
---------------	-----	-------------------------------	------------

INFORMATION

HERE'S UTAH

2020 OUTLOOK

PLAYER BIOS

COACHES & STAFF

SERIES HISTORY

2019 IN REVIEW

BOWL HISTORY

RECORD BOOK

Individual Records



(BOWL GAMES INCLUDED)

RUSHING

MOST CARRIES

Game	Player	Opponent	Year
1.	45	Carl Monroe	vs. UTEP, 1982
2.	42	John White	vs. Washington State, 2011
3.	40	Brandon Warfield	vs. BYU
4.	39	Carl Monroe	vs. BYU, 1982
5.	37	Devontae Booker	vs. Arizona State, 2014
6.	36	Carl Monroe	vs. UNLV, 1982
	36	Brandon Warfield	vs. Texas A&M, 2003
	36	Matt Asiata	vs. Utah State, 2009
	36	John White	vs. Pittsburgh, 2011
10.	35	John White	vs. Oregon State, 2011
	35	Joe Williams	vs. Washington, 2016

Season	Player	Year	
1.	316	John White	2011
2.	309	Carl Monroe	1982
3.	292	Devontae Booker	2014
4.	268	Devontae Booker	2015
5.	257	Dameon Hunter	2001
6.	253	Darrell Mack	2007
7.	237	Brandon Warfield	2003
8.	235	Zack Moss	2019
9.	244	Mike Anderson	1998
10.	218	John White	2012



Zack Moss became Utah's all-time leading rusher with 4,067 yards in 2019.

Career

1.	712	Zack Moss	2016-19
2.	648	Tony Lindsay	1977-80
3.	582	Juan Johnson	1994-97
4.	564	Eddie Johnson	1984-88
5.	560	Devontae Booker	2014-15
6.	534	John White	2011-12
7.	494	Del Rodgers	1978-81
8.	463	Chris Fuamatu-Ma'afala	1995-97
9.	458	Darrell Mack	2005-08
10.	439	Mike Anderson	1998-99

NET YARDS

Game	Player	Opponent	Year
1.	332	Joe Williams	vs. UCLA, 2016
2.	254	Mike Anderson	vs. Fresno State, 1999
3.	248	Eddie Johnson	vs. UTEP, 1984
4.	236	Chris Fuamatu-Ma'afala	vs. UTEP, 1996
5.	232	Del Rodgers	vs. Wyoming, 1981
6.	229	Marty Johnson	vs. Indiana, 2002
7.	229	Devontae Booker	vs. Oregon State, 2014
8.	226	Dameon Hunter	vs. Air Force, 2001
9.	224	Eddie Johnson	vs. Colorado State, 1984
10.	222	Devontae Booker	vs. California, 2015
	222	Joe Williams	vs. Indiana, 2016

Season (1,000 Yard Rushers)

1.	1519	John White	2011
2.	1512	Devontae Booker	2014
3.	1507	Carl Monroe	1982
4.	1416	Zack Moss	2019
5.	1407	Joe Williams	2016
6.	1396	Dameon Hunter	2001
7.	1261	Devontae Booker	2015
8.	1204	Darrell Mack	2007
9.	1173	Mike Anderson	1998
10.	1127	Del Rodgers	1981
11.	1120	Quinton Ganther	2005
12.	1096	Zack Moss	2018
13.	1085	John White	2012
14.	1076	Keith Williams	1991
15.	1069	Eddie Wide	2009
16.	1046	Eddie Johnson	1986
17.	1021	Eddie Johnson	1984
18.	1018	Eddie Lewis	1985

Career

1.	4067	Zack Moss	2016-19
2.	3219	Eddie Johnson	1984-88
3.	2995	Tony Lindsay	1977-80
4.	2773	Devontae Booker	2014-15
5.	2630	Chris Fuamatu-Ma'afala	1995-97
6.	2616	Del Rodgers	1978-81
7.	2601	Juan Johnson	1994-97
8.	2560	John White	2011-12
9.	2179	Eddie Lewis	1982-85
10.	2150	Mike Anderson	1998-99

RUSHING YARDS BY A QUARTERBACK

1.	1225	Travis Wilson	2012-15
2.	1146	Tyler Huntley	2016-19
3.	1083	Alex Smith	2004-05

UTES WHO LED THE NATION

1957-Receiving

Stuart Vaughn (53 for 756 yards)

1958-Interception Return Average

Norm Thompson, 1969, 50.6* (5 for 253 yards)

1970-Punting

Marv Bateman (64 for 45.7 avg.)

1971-Punting

Marv Bateman (68 for 48.1 avg.)

1972-Kickoff Returns

Steve Odom (21 for 29.4 avg.)

1982-Kickoff Returns

Carl Monroe (14 for 30.0 avg.)

1982-All Purpose Running

Carl Monroe (185.1 yards per game)

1985-Kickoff Returns

Erroll Tucker (24 for 69.8 yards, 29.1 avg., 2 TDs)

1985-Punt Returns

Erroll Tucker (16 for 389 yards, 24.3 avg., 2 TDs)

1988-Total Offense (Season)

Scott Mitchell (4,299)

1988-Total Offense (Game)

Scott Mitchell (625)

1988-Yards Passing (Season)

Scott Mitchell (4,322)

1988-Yards Passing Per Game (Season)

Scott Mitchell (392.9)

1989-Receptions by Tight End (Season)

Dennis Smith (73)

1989-TD Receptions by Tight End (Season)

Dennis Smith (18)

1989-TD Receptions by Tight End (Career)

Dennis Smith (25)

2010-Punt Returns (Season)

Shaky Smithson (30 for 572 yards, 19.1 avg., 2 TDs)

2014-Punt Return TDs (Season)

Kaelin Clay (3 - Tied)

2014-Sacks (Season)

Nate Orchard (1.42 per game)

2017-Field Goals Per Game (Season)

Matt Gay (2.31 per game)

*NCAA record

RUSHING YARDS PER GAME

Season (Min. 8 games)

1.	156.33	Joe Williams	2016
2.	137.00	Carl Monroe	1982
3.	126.91	Dameon Hunter	2001
4.	126.10	Devontae Booker	2015
5.	122.75	Chris Fuamatu-Ma'afala	1996
6.	121.8	Zack Moss	2018
7.	116.85	John White	2011
8.	116.31	Devontae Booker	2014
9.	108.9	Zack Moss	2019
10.	106.64	Mike Anderson	1998

Career (Min. 15 games)

1.	120.57	Devontae Booker	2014-15
2.	106.67	John White	2011-12
3.	102.38	Mike Anderson	1998-99
4.	99.74	Brandon Warfield	2002-03
5.	99.16	Joe Williams	2015-16
6.	96.62	Carl Monroe	1981-82
7.	90.4	Zack Moss	2016-19
8.	87.67	Chris Fuamatu-Ma'afala	1995-97
9.	86.80	Marty Johnson	2001-04
10.	82.62	Dameon Hunter	2000-01

INFORMATION

HERE'S UTAH

2020 OUTLOOK

PLAYER BIOS

COACHES & STAFF

SERIES HISTORY

2019 IN REVIEW

BOWL HISTORY

RECORD BOOK



Individual Records



John White set school records by running for 1,519 yards and 15 touchdowns in 2011.

100-YARD GAMES

Season	Player	Year	
1.	9	Carl Monroe	1982
2.	8	Dameon Hunter	2001
	8	John White	2011
	8	Zack Moss	2019
5.	7	Mike Anderson	1998
	7	Eddie Wide	2009
	7	Devontae Booker	2014
	7	Devontae Booker	2015
9.	6	Eddie Johnson	1986
	6	Quinton Ganther	2005
	6	Darrell Mac	2007
	6	John White	2012
	6	Joe Williams	2016
	6	Zack Moss	2018

Career

1.	18	Zack Moss	2016-19
2.	14	John White	2011-12
	14	Devontae Booker	2014-15
4.	12	Del Rodgers	1978-81
	12	Eddie Johnson	1984-88
	12	Mike Anderson	1998-99
7.	11	Chris Fuamatu-Ma'afala	1995-97
8.	10	Tony Lindsay	1977-80
9.	9	Carl Monroe	1981-82
10.	8	Eddie Lewis	1982-85
	8	Juan Johnson	1994-97
	8	Adam Tate	2000-01
	8	Dameon Hunter	2000-01
	8	Quinton Ganther	2004-05
	8	Joe Williams	2015-16

CONSECUTIVE 100-YARD GAMES

Season	Player	Year	
1.	6	Eddie Wide	2009
2.	5	Carl Monroe	1982
	5	Mike Anderson	1998
	5	Darrell Mack	2007
	5	John White	2012
	5	Devontae Booker	2014
	5	Joe Williams	2016
8.	4	Carl Monroe	1981
	4	Charlie Brown	1994
	4	Chris Fuamatu-Ma'afala	1996
	4	John White	2011
	4	Zack Moss	2018-19
	4	Zack Moss	2019

200-YARD GAMES

Season	Player	Year	
1.	2	Carl Monroe	1982
	2	Eddie Johnson	1984
	2	Mike Anderson	1999
	2	Joe Williams	2016
5.	1	Del Rodgers	1981
	1	Chris Fuamatu-Ma'afala	1996
	1	Dameon Hunter	2001
	1	Marty Johnson	2002
	1	John White	2011
	1	Devontae Booker	2014
	1	Devontae Booker	2015
	1	Zack Moss	2018
	1	Zack Moss	2019

Career

1.	2	Carl Monroe	1981-82
	2	Eddie Johnson	1984-88
	2	Mike Anderson	1998-99
	2	Devontae Booker	2014-15
	2	Joe Williams	2015-16
	2	Zack Moss	2016-19
7.	1	Del Rodgers	1978-81
	1	Chris Fuamatu-Ma'afala	1995-97
	1	Dameon Hunter	2000-01
	1	Marty Johnson	2001-02
	1	John White	2011-12

RUSHING TOUCHDOWNS

Game	Player	Year	
1.	4	Del Rodgers	vs. UTEP, 1980
	4	Eddie Johnson	vs. BYU, 1988
	4	Charlie Brown	vs. UTEP, 1994
	4	Juan Johnson	vs. Fresno State, 1996
	4	Mike Anderson	vs. UNLV, 1999
	4	Marty Johnson	vs. Air Force, 2004
	4	Joe Williams	vs. UCLA, 2016
8.	3	32 times	(last Zack Moss vs. UCLA, 2018)

Season

1.	15	John White	2011
	15	Zack Moss	2019
3.	14	Marty Johnson	2004
4.	13	Del Rodgers	1981
	13	Mark Stevens	1984
6.	12	Eddie Johnson	1988
	12	Mike Anderson	1998
	12	Adam Tate	2001
	12	Darrell Mack	2007
	12	Matt Asiata	2008
	12	Eddie Wide	2009

Career

1.	38	Zack Moss	2016-19
2.	31	Del Rodgers	1978-81
3.	26	Eddie Johnson	1984-88
4.	24	Matt Asiata	2007-10
5.	23	Mark Stevens	1983-84
	23	Eddie Wide	2007-10
	23	John White	2011-12
8.	22	Juan Johnson	1994-97
	22	Chris Fuamatu-Ma'afala	1995-97
	22	Mike Anderson	1998-99

AVERAGE YARDS PER RUSH

Game (Min. 8 Rushes)	Player	Year	
1.	15.70	Gene Belczyk	vs. Arizona, 1972
2.	14.38	Darnell Arceneaux	vs. UTEP, 1998
3.	12.36	Del Rodgers	vs. BYU, 1981
4.	12.07	Joe Williams	vs. Arizona State, 2016
5.	11.90	Rodney Wells	vs. Wisconsin, 1987
6.	11.63	Dan Hagemann	vs. UTEP, 1976
7.	11.45	Joe Williams	vs. UCLA, 2016
8.	11.40	Omar Bacon	vs. Fresno State, 1999
9.	11.20	Eddie Johnson	vs. Colorado State, 1984
10.	11.18	Ray Stowers	vs. Colorado State, 2007

Season (Min. 100 Rushes)

1.	6.70	Joe Williams	2016
2.	6.63	Del Rodgers	1981
3.	6.55	Eddie Lewis	1983
4.	6.54	Eddie Johnson	1984
5.	6.30	Eddie Johnson	1986
6.	6.18	Tony Lindsay	1979
7.	6.12	Zack Moss	2018
8.	6.10	Ronald Coleman	1964
9.	6.03	Zack Moss	2019
10.	6.00	Quinton Ganther	2004

Career (Min. 250 Rushes)

1.	6.00	Joe Williams	2015-16
2.	5.75	Eddie Lewis	1982-85
3.	5.71	Eddie Johnson	1984-88
	5.71	Zack Moss	2016-19
5.	5.68	Chris Fuamatu-Ma'afala	1995-97
6.	5.65	Quinton Ganther	2004-05
7.	5.55	Eugene Belczyk	1970-72
8.	5.51	Hilria Johnson	1980-83
9.	5.38	Charlie Brown	1990-94
10.	5.30	Del Rodgers	1978-81

PASSING

MOST ATTEMPTS

Game	Player	Year	
1.	65	Scott Mitchell	vs. UTEP, 1988
2.	63	Scott Mitchell	vs. Illinois, 1988
3.	60	Scott Mitchell	vs. Air Force, 1988
4.	58	Larry Egger	vs. UTEP, 1986
	58	Scott Mitchell	vs. San Diego State, 1989
6.	56	Scott Mitchell	vs. Stanford, 1989
	56	Frank Dolce	vs. BYU, 1992
8.	52	Larry Egger	vs. Air Force, 1986
9.	50	6 times	

Season

1.	533	Scott Mitchell	1988
2.	444	Scott Mitchell	1989
3.	430	Mike McCoy	1993
4.	417	Larry Egger	1985
5.	394	Brian Johnson	2008
6.	391	Brett Ratliff	2006
7.	390	Troy Williams	2016
8.	382	Larry Egger	1986
9.	381	Mike McCoy	1994
10.	332	Chris Mendonca	1987

INFORMATION

HERE'S UTAH

2020 OUTLOOK

PLAYER BIOS

COACHES & STAFF

SERIES HISTORY

2019 IN REVIEW

BOWL HISTORY

RECORD BOOK

Individual Records



CAREER WINS BY A STARTING QUARTERBACK

26 (26-7)	Brian Johnson	2005, 2007-08
24 (24-15)	Travis Wilson	2012-15
23 (23-10)	Tyler Huntley	2016-19
21 (21-1)	Alex Smith	2003-04
18 (18-9)	Mike McCoy	1992-94
15 (15-6)	Mike Fouts	1995-96

Career

1.	1165	Scott Mitchell	1987-89
2.	1068	Travis Wilson	2012-15
3.	1017	Brian Johnson	2004-05, 07-08
4.	896	Mike McCoy	1992-94
5.	854	Tyler Huntley	2016-19
6.	799	Larry Egger	1985-86
7.	636	Frank Dolce	1991-92
8.	632	Jordan Wynn	2009-12
9.	625	Mike Fouts	1995-96
10.	587	Don Van Galder	1971-73
	587	Alex Smith	2002-04

COMPLETIONS

Game

1.	41	Scott Mitchell	vs. UTEP, 1988
2.	40	Larry Egger	vs. UTEP, 1986
3.	37	Larry Egger	vs. Air Force, 1986
4.	36	Scott Mitchell	vs. Air Force, 1988
5.	33	Scott Mitchell	vs. Illinois, 1988
	33	Mike McCoy	vs. Hawai'i, 1993
7.	32	Scott Mitchell	vs. Utah State, 1988
	32	Scott Mitchell	vs. Hawaii, 1988
	32	Brian Johnson	vs. Wyoming, 2005
10.	31	4 times	(last Brian Johnson vs. San Diego State, 2005)

Season

1.	323	Scott Mitchell	1988
2.	276	Mike McCoy	1993
3.	268	Brian Johnson	2008
4.	247	Mike McCoy	1994
5.	237	Larry Egger	1985
	237	Scott Mitchell	1989
7.	232	Larry Egger	1986
	232	Alex Smith	2004
9.	228	Brett Ratliff	2006
10.	220	Tyler Huntley	2019

Career

1.	673	Brian Johnson	2004-05, 07-08
2.	669	Scott Mitchell	1987-89
3.	646	Travis Wilson	2012-15
4.	574	Tyler Huntley	2016-19
5.	571	Mike McCoy	1992-94
6.	469	Larry Egger	1985-86
7.	389	Alex Smith	2002-04
8.	381	Jordan Wynn	2009-12
9.	365	Frank Dolce	1991-92
10.	356	Mike Fouts	1995-96

COMPLETION PERCENTAGE

Game (Min. 15 Att.)

1.	.869 (20-23)	Terrance Cain	vs. New Mexico, 2010
2.	.857 (18-21)	Brian Johnson	vs. Utah State, 2005
3.	.840 (21-25)	Mike McCoy	vs. Colorado State, 1993
4.	.833 (30-36)	Brian Johnson	vs. BYU, 2008
5.	.826 (19-23)	Brett Ratliff	vs. UNLV, 2006
	.826 (19-23)	Tyler Huntley	vs. Arizona, 2019
7.	.824 (14-17)	Travis Wilson	vs. Oregon State, 2015
	.824 (14-17)	Tyler Huntley	vs. Oregon State, 2019
	.824 (14-17)	Tyler Huntley	vs. Colorado, 2019
10.	.818 (18-22)	Brian Johnson	vs. Weber State, 2008

Season (Min. 100 Att.)

1.	.731 (220-301)	Tyler Huntley	2019
2.	.686 (94-137)	Lee Grosscup	1957
3.	.680 (268-394)	Brian Johnson	2008
4.	.675 (214-317)	Alex Smith	2004
5.	.665 (181-272)	Brian Johnson	2007
6.	.650 (173-266)	Alex Smith	2003
7.	.648 (247-381)	Mike McCoy	1994
8.	.642 (276-430)	Mike McCoy	1993
9.	.641 (150-234)	Tyler Huntley	2018
10.	.638 (199-312)	Tyler Huntley	2017

Career (Min. 150 Att.)

1.	.672 (574-854)	Tyler Huntley	2016-19
2.	.663 (389-587)	Alex Smith	2002-04
3.	.662 (673-1017)	Brian Johnson	2004-05, 07-08
4.	.637 (571-896)	Mike McCoy	1992-94
5.	.637 (198-311)	Terrance Cain	2009
6.	.621 (162-261)	Lee Grosscup	1957-58
7.	.606 (195-322)	Ricky Hardin	1979-80
8.	.605 (646-1068)	Travis Wilson	2012-15
9.	.603 (381-632)	Jordan Wynn	2009-12
10.	.590 (276-468)	Brett Ratliff	2005-06

INTERCEPTIONS

Game

1.	8	Pat Degnan	vs. Arizona State, 1975
2.	6	Dan Hagemann	vs. Iowa State, 1976
	6	Travis Wilson	vs. UCLA, 2013
4.	5	Don Rydalch	vs. Wyoming, 1953
	5	William Nofsinger	vs. Oregon, 1960
	5	Gordon Longmire	vs. Arizona, 1971
7.	4	14 times	(last Tyler Huntley vs. Arizona State, 2017)

Season

1.	22	Don Van Galder	1973
	22	Larry Egger	1985
3.	21	Pat Degnan	1975
4.	19	Ricky Hardin	1980
	19	Scott Mitchell	1989
6.	18	Ray Groth	1968
	18	Randy Gomez	1978
8.	17	Gordon Longmire	1971
	17	Chris Mendonca	1987
10.	16	Randy Gomez	1977
	16	Mike Richmond	1990
	16	Travis Wilson	2013

Career

1.	43	Don Van Galder	1971-73
2.	38	Scott Mitchell	1987-89
3.	37	Travis Wilson	2012-15
4.	34	Randy Gomez	1977-78
5.	31	Larry Egger	1985-86
6.	30	Mike Richmond	1988-91
7.	27	Ray Groth	1967-69
	27	Brian Johnson	2004-05, 07-08

TOUCHDOWN PASSES

Game


1.	6	Ricky Hardin	vs. New Mexico, 1980
	6	Scott Mitchell	vs. UTEP, 1989
3.	5	Larry Egger	vs. UTEP, 1986
	5	Scott Mitchell	vs. Air Force, 1988
	5	Scott Mitchell	vs. Utah State, 1989
	5	Mike McCoy	vs. Wyoming, 1994
	5	Alex Smith	vs. San Diego State, 2004
	5	Brian Johnson	vs. San Diego State, 2008
	5	Travis Wilson	vs. Fresno State, 2014
10.	4	33 times	(last Tyler Huntley vs. USC, 2018)

Season

1.	32	Alex Smith	2004
2.	31	Scott Mitchell	1989
3.	29	Scott Mitchell	1988
4.	28	Mike McCoy	1994
5.	27	Brian Johnson	2008
6.	23	Brett Ratliff	2006
7.	21	Larry Egger	1986
	21	Mike McCoy	1993
	21	Mike Fouts	1996
10.	19	Randy Gomez	1978
	19	Tyler Huntley	2019

Career

1.	69	Scott Mitchell	1987-89
2.	57	Brian Johnson	2004-05, 07-08
3.	54	Travis Wilson	2012-15
4.	49	Mike McCoy	1992-94
5.	47	Alex Smith	2002-04
6.	46	Tyler Huntley	2016-19
7.	39	Don Van Galder	1971-73
8.	39	Larry Egger	1985-86
9.	39	Mike Fouts	1995-96
10.	33	Jordan Wynn	2009-12



Scott Mitchell (1987-89) holds the majority of Utah's passing and total offense records. He went on to become a long-time starter in the NFL.



Individual Records

MOST YARDS PASSING

Game	Player	Yards	Opponent	Year
1.	620	Scott Mitchell	vs. Air Force	1988
2.	511	Scott Mitchell	vs. Idaho St.	1988
3.	492	Larry Egger	vs. UTEP	1986
4.	476	Larry Egger	vs. Air Force	1986
	476	Mike Fouts	vs. Kansas	1996
6.	459	Mike McCoy	vs. Air Force	1993
7.	453	Scott Mitchell	vs. UTEP	1988
8.	447	Mike McCoy	vs. Hawai'i	1993
9.	440	Brett Elliott	vs. New Mexico	2002
10.	434	Mike McCoy	vs. BYU	1993

Season	Player	Yards	Year
1.	4322	Scott Mitchell	1988
2.	3860	Mike McCoy	1993
3.	3211	Scott Mitchell	1989
4.	3092	Tyler Huntley	2019
5.	3035	Mike McCoy	1994
6.	2988	Larry Egger	1985
7.	2972	Brian Johnson	2008
8.	2952	Alex Smith	2004
9.	2892	Brian Johnson	2005
10.	2796	Brett Ratliff	2006

Career	Player	Yards	Year
1.	8981	Scott Mitchell	1987-89
2.	7853	Brian Johnson	2004-05, 07-08
3.	7404	Mike McCoy	1992-94
4.	7403	Travis Wilson	2012-15
5.	7351	Tyler Huntley	2016-19
6.	5749	Larry Egger	1985-86
7.	5203	Alex Smith	2002-04
8.	5107	Mike Fouts	1995-96
9.	4813	Frank Dolce	1991-92
10.	4637	Jordan Wynn	2009-12

YARDS PASSING PER GAME

Season (Min. 8 games)	Player	Yards	Year
1.	392.91	Scott Mitchell	1988
2.	321.67	Mike McCoy	1993
3.	321.70	Scott Mitchell	1989
4.	298.80	Larry Egger	1985
5.	289.20	Brian Johnson	2005
6.	275.91	Mike McCoy	1994
7.	263.22	Frank Dolce	1992
8.	251.00	Larry Egger	1992
9.	246.00	Alex Smith	2004
10.	241.10	Tyler Huntley	2017

Career (Min. 15 games)	Player	Yards	Year
1.	280.66	Scott Mitchell	1987-89
2.	261.32	Larry Egger	1985-86
3.	255.31	Mike McCoy	1992-94
4.	240.65	Frank Dolce	1991-92
5.	232.14	Mike Fouts	1995-96
6.	210.77	Jordan Wynn	2009-12
7.	208.12	Alex Smith	2002-04
8.	198.70	Tyler Huntley	2016-19
9.	191.00	Brett Ratliff	2005-06
10.	183.73	Randy Gomez	1977-78

PASSING EFFICIENCY

Game (Min. 12 attempts)	Player	Efficiency	Opponent	Year
1.	270.78	Tyler Huntley	vs. UCLA	2019
2.	255.73	Tyler Huntley	vs. Idaho State	2019
3.	253.78	Steve Marshall	vs. Colorado State	1972
4.	248.29	Mike Fouts	vs. New Mexico	1995
5.	245.12	Kenny Vierra	vs. Utah State	1982
6.	243.22	Tyler Huntley	vs. Oregon State	2019
7.	242.51	Travis Wilson	vs. Weber State	2013
8.	242.27	Mike McCoy	vs. Colorado State	1993
9.	239.52	Mark Stevens	vs. Wyoming	1983
10.	237.88	Brett Ratliff	vs. UNLV	2006

Season (Min. 100 Attempts)

1.	177.50	Tyler Huntley	2019
2.	176.52	Alex Smith	2004
3.	175.50	Lee Grosscup	1957
4.	152.35	Alex Smith	2003
5.	151.06	Mike McCoy	1993
6.	151.01	Brian Johnson	2005
7.	150.22	Mike McCoy	1994
8.	149.43	Brian Johnson	2008
9.	147.18	Mike Fouts	1996
10.	146.56	T.D. Croshaw	1999

Career (Min. 250 Attempts)

1.	164.42	Alex Smith	2002-04
2.	152.61	Tyler Huntley	2016-19
3.	146.32	Lee Grosscup	1957-58
4.	146.05	Mike McCoy	1992-94
5.	144.22	Brian Johnson	2004-05, 07-08
6.	140.11	Mike Fouts	1995-96
7.	140.05	Terrance Cain	2009-10
8.	137.84	Brett Ratliff	2005-06
9.	135.20	Scott Mitchell	1987-89
10.	133.77	Jordan Wynn	2009-12

YARDS PER PASS COMPLETION

Game (Min. 15 Attempts)	Player	Yards	Opponent	Year
1.	23.93	Tyler Huntley	vs. UCLA	2019
2.	22.67	Mike Fouts	vs. Kansas	1996
3.	21.60	Mark Stevens	vs. Colorado State	1983
4.	21.18	Brian Johnson	vs. New Mexico	2005
5.	20.38	Travis Wilson	vs. Idaho State	2014
6.	20.17	Travis Wilson	vs. Arizona State	2013
7.	20.09	Jason Shelley	vs. Colorado	2018
8.	20.00	Alex Smith	vs. Air Force	2004
9.	19.65	Scott Mitchell	vs. Idaho State	1988
10.	19.46	Tyler Huntley	vs. California	2019

Season (Min. 100 Attempts)

1.	14.05	Tyler Huntley	2019
2.	13.79	Alex Smith	2004
3.	13.77	Brian Johnson	2005
4.	13.74	Travis Wilson	2013
5.	13.53	Troy Williams	2017
6.	13.44	Adam Schulz	2013
7.	13.32	Troy Williams	2016
8.	12.99	Alex Smith	2003
9.	12.78	Jordan Wynn	2009
10.	12.55	Jordan Wynn	2010

Career (Min. 250 Attempts)

1.	13.38	Alex Smith	2002-04
2.	13.37	Troy Williams	2016-17
3.	12.81	Tyler Huntley	2016-19
4.	12.46	Brett Ratliff	2005-06
5.	12.17	Jordan Wynn	2009-12
6.	11.75	Terrance Cain	2009-10
7.	11.67	Brian Johnson	2004-05, 07-08
8.	11.54	Jon Hays	2011-12
9.	11.46	Travis Wilson	2012-15
10.	8.53	Lee Grosscup	1957-58

200-YARD PASSING GAMES

Season	Player	Games	Year
1.	11	Larry Egger	1985
	11	Scott Mitchell	1988
	11	Mike McCoy	1993
4.	10	Mike McCoy	1994
	10	Brian Johnson	2005
6.	9	Scott Mitchell	1989
	9	Tyler Huntley	2019
8.	8	Frank Dolce	1991
	8	Frank Dolce	1992
	8	Mike Fouts	1995

8	Mike Fouts	1996
8	Brett Ratliff	2006
8	Brian Johnson	2008

Career

1.	23	Scott Mitchell	1987-89
2.	21	Mike McCoy	1992-94
	21	Brian Johnson	2004-05, 07-08
4.	20	Tyler Huntley	2016-19
5.	18	Larry Egger	1985-86
6.	16	Frank Dolce	1991-92
	16	Mike Fouts	1995-96
	16	Travis Wilson	2012-15
9.	13	Alex Smith	2002-04
10.	11	Jordan Wynn	2009-12

300-YARD PASSING GAMES

Season	Player	Games	Year
1.	8	Scott Mitchell	1988
2.	7	Mike McCoy	1993
3.	6	Scott Mitchell	1989
4.	4	Mike McCoy	1994
	4	Brian Johnson	2005
6.	3	Larry Egger	1985
	3	Larry Egger	1986
	3	Mike Richmond	1990
	3	Frank Dolce	1992
	3	Mike Fouts	1995
	3	Mike Fouts	1996
	3	Alex Smith	2004
	3	Brian Johnson	2008
	3	Jordan Wynn	2010
	3	Tyler Huntley	2017

Career

1.	14	Scott Mitchell	1987-89
2.	11	Mike McCoy	1992-94
3.	8	Brian Johnson	2004-05, 07-08
4.	6	Larry Egger	1985-86
	6	Frank Dolce	1991-92
	6	Mike Fouts	1995-96
	6	Tyler Huntley	2016-19
8.	5	Mike Richmond	1988-90
9.	4	Alex Smith	2002-04
	4	Jordan Wynn	2009-12

400-YARD PASSING GAMES

Season	Player	Games	Year
1.	3	Scott Mitchell	1988
	3	Mike McCoy	1993
3.	2	Larry Egger	1986
4.	1	Chris Mendonca	1987
	1	Scott Mitchell	1989
	1	Frank Dolce	1992
	1	Mike Fouts	1996
	1	Brett Elliott	2002
	1	Brian Johnson	2005

Career

1.	4	Scott Mitchell	1987-89
2.	3	Mike McCoy	1994-94
3.	2	Larry Egger	1985-86
4.	1	Chris Mendonca	1985-87
	1	Frank Dolce	1991-92
	1	Mike Fouts	1995-96
	1	Brett Elliott	2001-02
	1	Brian Johnson	2004-05, 07-08

INFORMATION

HERE'S UTAH

2020 OUTLOOK

PLAYER BIOS

COACHES & STAFF

SERIES HISTORY

2019 IN REVIEW

BOWL HISTORY

RECORD BOOK

Individual Records



Travis Wilson owns the school record with 75 career total touchdowns from 2012-15.

TOTAL OFFENSE

TOTAL PLAYS

Game	Plays	Player	Opponent	Year
1.	69	Scott Mitchell	vs. San Diego State	1989
2.	68	Scott Mitchell	vs. Air Force	1988
	68	Frank Dolce	vs. BYU	1992
4.	66	Scott Mitchell	vs. UTEP	1988
5.	65	Scott Mitchell	vs. Illinois	1988
6.	63	Larry Egger	vs. UTEP	1986
	63	Brian Johnson	vs. San Diego State	2005
8.	61	Scott Mitchell	vs. Stanford	1989

Season	Plays	Player	Year
1.	589	Scott Mitchell	1988
2.	529	Mike McCoy	1993
3.	508	Scott Mitchell	1989
4.	502	Brian Johnson	2008
5.	501	Troy Williams	2016
6.	489	Brett Ratliff	2006
7.	482	Brian Johnson	2005
8.	480	Tyler Huntley	2017
9.	475	Larry Egger	1985
10.	456	Mike McCoy	1994

Career	Plays	Player	Year
1.	1467	Travis Wilson	2012-15
2.	1383	Brian Johnson	2004-05, 07-08
3.	1306	Scott Mitchell	1987-89
4.	1243	Tyler Huntley	2016-19
5.	1103	Mike McCoy	1992-94
6.	903	Larry Egger	1985-86
7.	873	Alex Smith	2002-04
8.	840	Don Van Galder	1971-73
9.	788	Mark Stevens	1983-84
10.	773	Frank Dolce	1991-92

TOTAL YARDS

Game	Yards	Player	Opponent	Year
1.	614	Scott Mitchell	vs. Air Force	1988
2.	513	Scott Mitchell	vs. Idaho State	1988
3.	489	Larry Egger	vs. UTEP	1986
4.	483	Brian Johnson	vs. San Diego State	2005
5.	468	Larry Egger	vs. Air Force	1986
6.	461	Mike McCoy	vs. BYU	1993
7.	458	Mike Fouts	vs. Kansas	1996
8.	451	Brian Johnson	vs. Wyoming	2005
9.	446	Mike McCoy	vs. Hawaii	1993
10.	443	Scott Mitchell	vs. UTEP	1988

Season	Yards	Player	Year
1.	4299	Scott Mitchell	1988
2.	3969	Mike McCoy	1993
3.	3583	Alex Smith	2004
4.	3382	Tyler Huntley	2019
5.	3370	Brian Johnson	2005
6.	3133	Scott Mitchell	1989
7.	3104	Mike McCoy	1994
8.	3100	Brian Johnson	2008
9.	3056	Brett Ratliff	2006
10.	2992	Troy Williams	2016

Career	Yards	Player	Year
1.	8836	Scott Mitchell	1987-89
2.	8701	Brian Johnson	2004-05, 07-08
3.	8628	Travis Wilson	2012-15
4.	8497	Tyler Huntley	2016-19
5.	7559	Mike McCoy	1992-94
6.	6275	Alex Smith	2002-04
7.	5515	Larry Egger	1985-86
8.	4891	Mike Fouts	1995-96
9.	4861	Mark Stevens	1983-84
10.	4831	Frank Dolce	1991-92

TOTAL OFFENSE PER GAME

Season (Min. 8 Games)	Yards	Player	Year
1.	390.82	Scott Mitchell	1988
2.	337.00	Brian Johnson	2005
3.	330.75	Mike McCoy	1993
4.	313.30	Scott Mitchell	1989
5.	298.58	Alex Smith	2004
6.	294.8	Tyler Huntley	2017
7.	289.00	Larry Egger	1985
8.	285.18	Mike McCoy	1984
9.	263.78	Frank Dolce	1992
10.	254.4	Alex Smith	2003

Career (Min. 15 Games)	Yards	Player	Year
1.	276.13	Scott Mitchell	1987-89
2.	260.66	Mike McCoy	1992-94
3.	251.00	Alex Smith	2002-04
4.	250.68	Larry Egger	1985-86
5.	241.55	Frank Dolce	1991-92
6.	229.6	Tyler Huntley	2016-19
7.	222.32	Mike Fouts	1995-96
8.	211.35	Mark Stevens	1983-84
9.	211.06	Brett Ratliff	2005-06
10.	207.50	Jordan Wynn	2009-12

YARDS PER PLAY

Game (Min. 37 Plays)	Yards	Player	Opponent	Year
1.	11.14	Mike McCoy	vs. Colorado State	1993
2.	11.11	Frank Dolce	vs. Oregon State	1992
3.	10.65	Mike Fouts	vs. Kansas	1996
4.	10.47	Scott Mitchell	vs. Idaho State	1988
5.	10.36	Alex Smith	vs. Texas A&M	2004
6.	10.03	Mike McCoy	vs. UTEP	1994
7.	9.98	Mike McCoy	vs. San Diego State	1993
8.	9.78	Mike McCoy	vs. Air Force	1993
9.	9.52	Brian Johnson	vs. Navy	2007
10.	9.27	Chris Mendonca	vs. Utah State	1987

Season (Min. 100 Plays)

Rank	Yards	Player	Year
1.	8.35	Tyler Huntley	2019
2.	7.93	Alex Smith	2004
3.	7.50	Mike McCoy	1993
4.	7.33	Jordan Wynn	2010
5.	7.30	Scott Mitchell	1988
6.	7.24	Mike Fouts	1996
7.	7.00	Lee Grosscup	1957
8.	6.99	Brian Johnson	2005
9.	6.96	Travis Wilson	2013
10.	6.91	Darnell Arceneaux	1998

Career (Min. 250 Plays)

Rank	Yards	Player	Year
1.	7.19	Alex Smith	2002-04
2.	6.98	Mike Fouts	1995-96
3.	6.85	Mike McCoy	1992-94
4.	6.84	Tyler Huntley	2016-19
5.	6.81	Darnell Arceneaux	1997-98
6.	6.77	Scott Mitchell	1987-89
7.	6.68	Darnell Arceneaux	1997-00
8.	6.66	Ken Vierra	1981-82
9.	6.64	Jordan Wynn	2009-12
10.	6.46	Brett Ratliff	2005-06

TOTAL TOUCHDOWNS

Game	Touchdowns	Player	Opponent	Year
1.	7	Steve Marshall	vs. Colorado State	1972
2.	6	Ricky Hardin	vs. New Mexico	1980
	6	Mark Stevens	vs. Wyoming	1983
	6	Scott Mitchell	vs. Utah State	1989
	6	Scott Mitchell	vs. UTEP	1989
6.	5	Larry Egger	vs. UTEP	1986
	5	Scott Mitchell	vs. Air Force	1988
	5	Frank Dolce	vs. Wyoming	1991
	5	Mike McCoy	vs. Wyoming	1994
	5	Alex Smith	vs. Wyoming	2003
	5	Alex Smith	vs. Texas A&M	2004
	5	Alex Smith	vs. North Carolina	2004
	5	Alex Smith	vs. San Diego State	2004
	5	Brian Johnson	vs. Air Force	2005
	5	Brian Johnson	vs. Wyoming	2005
	5	Brett Ratliff	vs. BYU	2005
	5	Brett Ratliff	vs. UNLV	2006
	5	Brian Johnson	vs. San Diego State	2008
	5	Travis Wilson	vs. Weber State	2013
	5	Travis Wilson	vs. Oregon State	2013
	5	Travis Wilson	vs. Fresno State	2014
	5	Travis Wilson	vs. Oregon	2015
	5	Tyler Huntley	vs. USC	2018

Season	Touchdowns	Player	Year
1.	42	Alex Smith	2004
2.	33	Scott Mitchell	1989
3.	29	Scott Mitchell	1988
	29	Mike McCoy	1994
5.	28	Brian Johnson	2008
6.	26	Brian Johnson	2005
7.	25	Don Van Galder	1973
8.	24	Mark Stevens	1984
	24	Brett Ratliff	2006
	24	Tyler Huntley	2019

Career	Touchdowns	Player	Year
1.	75	Travis Wilson	2012-15
2.	72	Scott Mitchell	1987-89
3.	69	Brian Johnson	2004-05, 07-08
4.	63	Tyler Huntley	2016-19
5.	62	Alex Smith	2002-04
6.	52	Don Van Galder	1971-73
7.	51	Mike McCoy	1992-94
8.	46	Mark Stevens	1983-84
9.	42	Larry Egger	1985-86
	42	Frank Dolce	1991-92

INFORMATION

HERE'S UTAH

2020 OUTLOOK

PLAYER BIOS

COACHES & STAFF

SERIES HISTORY

2019 IN REVIEW

BOWL HISTORY

RECORD BOOK



Individual Records



David Reed owns the school record for receiving yards in a season (1,188 in 2009).

RECEIVING

MOST RECEPTIONS

Game	Player	Receptions	Year	Opponent
1.	Loren Richey	17	1986	vs. UTEP
2.	Travis LaFendresse	16	2005	vs. Georgia Tech
3.	Paris Warren	15	2004	vs. Pittsburgh
4.	Rodney Wells	14	1987	vs. Idaho State
5.	Danny Huey	13	1983	vs. Wyoming
	Bryan Bero	13	1988	vs. Idaho State
	Daniel Jones	13	1998	vs. Fresno State
	Paris Jackson	13	2002	vs. San Diego State
9.	Lance Robbins	12	1972	vs. Utah State
	Aaron Grimm	12	1988	vs. Hawaii
	John Madsen	12	2005	vs. Wyoming
	Freddie Brown	12	2008	vs. Alabama

Season	Player	Receptions	Year
1.	David Reed	81	2009
2.	Paris Warren	80	2004
3.	Freddie Brown	77	2008
4.	Paris Warren	76	2003
5.	Loren Richey	73	1985
	Dennis Smith	73	1989
7.	Darren Carrington	70	2017
8.	Loren Richey	67	1986
	Steve Savoy	67	2004
10.	Carl Harry	65	1988

Career	Player	Receptions	Year
1.	Kevin Dyson	192	1994-97
2.	Bryan Rowley	177	1989-93
3.	Dennis Smith	156	1986-89
	Paris Warren	156	2003-04
5.	Jereme Brooks	152	2007-10
6.	Carl Harry	149	1986-88
7.	Loren Richey	140	1985-86
8.	Travis LaFendresse	135	2002-05
	Derrek Richards	135	2004-07
10.	Dres Anderson	134	2011-14

RECEIVING YARDS

Game	Player	Yards	Year	Opponent
1.	Carl Harry	255	1988	vs. Idaho State
2.	Travis LaFendresse	214	2005	vs. Georgia Tech
3.	Loren Richey	213	1986	vs. UTEP
4.	Bryan Rowley	200	1991	vs. Hawaii
5.	Danny Huey	199	1984	vs. San Diego State
6.	Paris Warren	198	2004	vs. Pittsburgh
7.	Daniel Jones	197	1998	vs. Fresno State
8.	Jack Steptoe	194	1976	vs. New Mexico
9.	Travis LaFendresse	192	2005	vs. New Mexico
10.	Curt Jones	190	1987	vs. San Diego State

Season	Player	Yards	Year
1.	David Reed	1188	2009
2.	Carl Harry	1145	1988
3.	Dennis Smith	1091	1989
4.	Paris Warren	1076	2004
5.	Bryan Rowley	1011	1991
6.	Louis Thomas	1006	1968
7.	Dres Anderson	1002	2013
8.	Darren Carrington	980	2017
9.	Loren Richey	971	1985
10.	Steve Savoy	961	2004

Career	Player	Yards	Year
1.	Bryan Rowley	3143	1989-93
2.	Kevin Dyson	2726	1994-97
3.	Carl Harry	2283	1986-88
4.	Dennis Smith	2168	1986-89
5.	Dres Anderson	2077	2011-14
6.	Paris Warren	1885	2003-04
7.	James Teahan	1872	1978-81
8.	Cliff Russell	1862	1998-2001
9.	Jereme Brooks	1843	2007-10
10.	Henry Lusk	1807	1991-95

RECEIVING YARDS PER GAME

Season (Min. 8 Games)	Player	Yards per Game	Year
1.	Carl Harry	104.09	1988
2.	Louis Thomas	100.60	1968
3.	David Reed	91.38	2009
4.	Dennis Smith	90.92	1989
5.	Travis LaFendresse	90.00	2005
6.	Paris Warren	89.67	2004
7.	Loren Richey	88.27	1985
8.	Aaron Grimm	85.00	1988
9.	Bryan Rowley	84.25	1991
10.	Dres Anderson	83.50	2013

Career (Min. 15 Games)	Player	Yards per Game	Year
1.	Loren Richey	83.14	1985-86
2.	Paris Warren	81.95	2003-04
3.	Steve Smith	76.33	1999-00
4.	Daniel Jones	71.75	1997-98
5.	Deron Claiborne	70.00	1993-94
6.	Carl Harry	69.18	1986-88
7.	Steve Savoy	67.67	2003-04
8.	Jack Steptoe	67.09	1976-77
9.	Bryan Rowley	66.87	1989-93
10.	Rocky Henry	66.24	1995-96

RECEIVING TOUCHDOWNS

Game	Player	Touchdowns	Year	Opponent
1.	Dennis Smith	4	1989	vs. Utah State
	Dennis Smith	4	1989	vs. Air Force
	Travis LaFendresse	4	2005	vs. Georgia Tech
4.	14 times	3	2017	(last Darren Carrington vs. San Jose State)

Season

1.	18	Dennis Smith	1989
2.	14	Carl Harry	1988
3.	12	Paris Warren	2004
4.	11	Steve Odom	1972
	11	Bryan Rowley	1991
	11	Curtis Marsh	1994
	11	Steve Savoy	2004
8.	10	Brent Casteel	2006
9.	9	Jack Steptoe	1976
10.	8	Steve Odom	1973
	8	Jack Steptoe	1977
	8	Kevin Dyson	1996
	8	Steve Smith	1999
	8	Travis LaFendresse	2005

Career

1.	25	Bryan Rowley	1989-93
2.	24	Dennis Smith	1986-89
3.	20	Carl Harry	1986-88
4.	19	Steve Odom	1971-73
5.	18	Kevin Dyson	1994-97
	18	Steve Savoy	2003-04
7.	17	Jack Steptoe	1976-77
	17	Brent Casteel	2005-08
	17	Dres Anderson	2011-14
10.	16	Paris Warren	2003-04

AVERAGE YARDS PER CATCH

Game (Min. 3 Receptions)	Player	Average Yards per Catch	Year	Opponent
1.	Jack Steptoe	48.50	1976	vs. New Mexico
2.	Kevin Dyson	44.00	1996	vs. Tulsa
3.	Steve Abrams	43.33	1989	vs. Fresno State
4.	Jim Teahan	39.33	1981	vs. Wyoming
5.	Willie Armstead	39.00	1974	vs. San Jose State
6.	Steve Odom	38.00	1973	vs. Oregon
7.	Bryan Rowley	37.33	1990	vs. UTEP
	Brian Hernandez	37.33	2005	vs. Colorado State
9.	Clifton Smith	36.33	1989	vs. Fresno State
10.	James Hardy	34.33	1984	vs. Wyoming



Dres Anderson became one of seven receivers with 1,000 yards in a season in 2013.

INFORMATION

HERE'S UTAH

2020 OUTLOOK

PLAYER BIOS

COACHES & STAFF

SERIES HISTORY

2019 IN REVIEW

BOWL HISTORY

RECORD BOOK

Individual Records



Season (Min. 30 Receptions)

1.	22.10	Steve Odom	1972
2.	21.20	Steve Smith	2000
3.	20.00	Steve Smith	1999
4.	19.79	Jack Steptoe	1976
5.	19.03	Steve Odom	1973
6.	18.98	Deron Claiborne	1993
7.	18.91	Dres Anderson	2013
8.	18.84	Floyd Hodge	1980
9.	18.41	Jaylen Dixon	2018
10.	18.08	Brian Hernandez	2005

Career (Min. 70 Receptions)

1.	20.55	Steve Smith	1999-00
2.	20.00	Steve Odom	1971-73
3.	18.45	Jack Steptoe	1976-77
4.	7.76	Bryan Rowley	1989-93
5.	17.72	Willie Armstead	1972-74
6.	17.62	James Hardy	1983-86
7.	17.02	James Teahan	1978-81
8.	16.66	Roy Jefferson	1962-64
9.	16.39	Frank Henry	1977-78
10.	16.20	Louis Thomas	1967-68

RECEIVING 100-YARD GAMES

Season			
1.	6	Louis Thomas	1968
	6	Dennis Smith	1989
	6	Dres Anderson	2013
4.	5	Carl Harry	1988
	5	David Reed	2009
6.	4	Loren Richey	1985
	4	Carl Harry	1987
	4	Sean Williams	1992
	4	Henry Lusk	1993
	4	Steve Savoy	2004
	4	Paris Warren	2004
	4	Darren Carrington	2017

Career

1.	10	Bryan Rowley	1989-93
2.	9	Carl Harry	1986-88
3.	8	Dennis Smith	1986-89
4.	7	Loren Richey	1985-86
	7	Dres Anderson	2011-14
6.	6	Kevin Dyson	1994-97
	6	Danny Huey	1983-84
	6	Steve Savoy	2003-04
	6	Louis Thomas	1967-68
10.	5	David Reed	2008-09
	5	Cliff Russell	1998-2001
	5	Henry Lusk	1991-95
	5	Deron Claiborne	1993-94
	5	Steve Savoy	2003-04
	5	DeVonte Christopher	2009-11

RECEPTIONS BY A RUNNING BACK

Game			
1.	14	Rod Wells	vs. Idaho State, 1987
2.	13	Bryan Bero	vs. Illinois, 1988
3.	11	Clifton Smith	vs. Wyoming, 1989
4.	9	Devontae Booker	vs. Stanford, 2014
5.	8	Gene Belczyk	vs. Oregon, 1971
	8	Frank Collins	vs. Arizona, 1975
	8	Eddie Johnson	vs. Air Force, 1986
	8	Devontae Booker	vs. Oregon, 2014

Season

1.	52	Bryan Bero	1988
2.	44	Clifton Smith	1989
3.	43	Devontae Booker	2014
4.	37	Devontae Booker	2015
5.	35	Mike Moseley	1976

Career

1.	91	Clifton Smith	1987-90
2.	80	Eddie Johnson	1984-88
	80	Devontae Booker	2014-15
4.	72	Keith Williams	1991-93

PUNTING

MOST PUNTS

Game			
1.	12	Jerry Pullman	vs. Wyoming, 1966
2.	11	Craig Smith	vs. Washington State, 1968
	11	Todd Speer	vs. New Mexico, 1981
	11	Louie Sakoda	vs. Oregon State, 2007
	11	Tom Hackett	vs. BYU, 2013
3.	10	13 times	(last Sean Sellwood vs. Utah State, 2012)

Season

1.	80	Tom Hackett	2014
2.	78	Craig Smith	1967
	78	Mike Brown	1974
4.	76	Tom Hackett	2013
5.	75	Craig Smith	1968
6.	73	Louie Sakoda	2007
7.	72	Wayne Lammle	1990
8.	69	Sean Sellwood	2009
9.	68	Marv Bateman	1971
	68	Mike Brown	1975
	68	Rick Partridge	1977

Career

1.	242	Louie Sakoda	2005-08
	242	Tom Hackett	2012-15
3.	214	Craig Smith	1967-69
4.	205	Chris Hunter	1996-99
5.	190	Hank Mondaca	1982-85
	190	Sean Sellwood	2009-12
7.	175	Mitch Wishnowsky	2016-18
8.	146	Mike Brown	1974-75
9.	135	Herb Anderson	1946-49
10.	133	Marv Bateman	1969-71

PUNT YARDS

Game			
1.	526	Sean Sellwood	vs. Utah State, 2012
2.	486	Tom Hackett	vs. BYU, 2013
3.	471	Craig Smith	vs. Washington State, 1968
4.	458	Louie Sakoda	vs. Oregon State, 2007
5.	455	Tom Hackett	vs. Arizona State, 2013
6.	454	Don Cruse	vs. Wyoming, 1987
7.	434	Jeff Hucko	vs. BYU, 1979
8.	432	Marv Bateman	vs. Washington State, 1971
9.	431	Mike Brown	vs. Iowa State, 1975
10.	428	Todd Speer	vs. New Mexico, 1981

Season

1.	3736	Tom Hackett	2014
2.	3300	Tom Hackett	2013
3.	3269	Marv Bateman	1971
4.	3231	Louie Sakoda	2007
5.	3053	Mitch Wishnowsky	2016
6.	3044	Craig Smith	1968
7.	2990	Rick Partridge	1977
8.	2979	Craig Smith	1967
9.	2968	Marv Bateman	1970
	2968	Mike Brown	1974



Two-time Ray Guy Award winner and Consensus All-American Tom Hackett set several of Utah's career punting records from 2012-15.

Career

1.	10933	Tom Hackett	2012-15
2.	10188	Louie Sakoda	2005-08
3.	8561	Craig Smith	1967-69
4.	8454	Chris Hunter	1996-99
5.	8330	Sean Sellwood	2009-12
6.	8004	Mitch Wishnowsky	2016-18
7.	7563	Hank Mondaca	1982-85
8.	6237	Marv Bateman	1969-71
9.	5768	Mike Brown	1974-75
10.	5428	Rick Partridge	1977-78

PUNT AVERAGE

Game (Min. 5 Punts)			
1.	55.50	Mitch Wishnowsky	vs. Southern Utah, 2016
2.	55.40	Tom Hackett	vs. Fresno State, 2014
3.	54.14	Marv Bateman	vs. Wyoming, 1970
4.	54.14	Marv Bateman	vs. Wyoming, 1971
5.	53.67	Mitch Wishnowsky	vs. Washington, 2016
6.	53.20	Marv Bateman	vs. Arizona State, 1971
7.	52.60	Sean Sellwood	vs. Utah State, 2012
8.	51.86	Craig Smith	vs. San Jose State, 1969
9.	51.60	Marv Bateman	vs. BYU, 1970
10.	51.50	Carter Cowley	vs. Oregon State, 1952

INFORMATION

HERE'S UTAH

2020 OUTLOOK

PLAYER BIOS

COACHES & STAFF

SERIES HISTORY

2019 IN REVIEW

BOWL HISTORY

RECORD BOOK



Individual Records

Season (Min. 35 Punts)

1.	48.07	Marv Bateman	1971
2.	47.95	Tom Hackett	2015
3.	47.70	Mitch Wishnowsky	2016
4.	46.70	Tom Hackett	2014
5.	46.53	Sean Sellwood	2012
6.	45.66	Marv Bateman	1970
7.	45.24	Mitch Wishnowsky	2018
8.	45.02	Sean Sellwood	2011
9.	44.26	Louie Sakoda	2007
10.	44.03	Louie Sakoda	2006

Career (Min. 100 Atts.)

1.	46.89	Marv Bateman	1969-71
2.	45.74	Mitch Wishnowsky	2016-18
3.	45.18	Tom Hackett	2012-15
4.	43.84	Sean Sellwood	2009-12
5.	43.77	Rick Partridge	1977-78
6.	42.10	Louie Sakoda	2005-08
7.	41.89	Dannie Marrelli	1972-73
8.	41.43	Brian Lewis	2001-02
9.	41.20	Chris Hunter	1996-99
10.	41.07	Matt Kovacevich	2003-04

PUNTS 50 YARDS OR LONGER

Game			
1.	6	Marv Bateman	vs. Wyoming, 1970
	6	Marv Bateman	vs. Wyoming, 1971
	6	Marv Bateman	vs. Colorado State, 1971
	6	Don Cruse	vs. BYU, 1987
5.	5	Mitch Wishnowsky	vs. Southern Utah, 2016
	5	Mitch Wishnowsky	vs. Washington, 2016
7.	4	16 times	(last Mitch Wishnowsky vs. Oregon, 2018)

Season

1.	30	Mitch Wishnowsky	2016
2.	29	Marv Bateman	1971
3.	25	Tom Hackett	2014
4.	23	Tom Hackett	2015
5.	21	Louie Sakoda	2007
6.	20	Mitch Wishnowsky	2018
7.	19	Marv Bateman	1970
	19	Tom Hackett	2013
9.	16	Rick Partridge	1977
	16	Don Cruse	1987

Career

1.	68	Tom Hackett	2012-15
2.	62	Mitch Wishnowsky	2016-18
3.	51	Sean Sellwood	2009-12
4.	50	Louie Sakoda	2005-08
5.	48	Marv Bateman	1970-71
6.	37	Chris Hunter	1996-99
7.	26	Rick Partridge	1977-78
8.	23	Dan Marrelli	1972-73
9.	22	Jeff Hucko	1977-80
	22	Craig Smith	1967-69

KICKING

FIELD GOALS MADE

Game			
1.	6	Matt Gay	vs. Oregon, 2018
2.	5	Joe Phillips	vs. BYU, 2009
3.	4	Andre Guardi	vs. Colorado State, 1985
	4	Tim Wagstaff	vs. Colorado State, 1988
	4	Wayne Lammle	vs. New Mexico, 1989
	4	Dan Pulsipher	vs. Utah State, 1995
	4	Bryan Borreson	vs. Indiana, 2002
	4	Louie Sakoda	vs. Tulsa, 2006
	4	Louie Sakoda	vs. Michigan, 2008
	4	Joe Phillips	vs. Iowa State, 2010
	4	Coleman Petersen	vs. Pittsburgh, 2011
	4	Andy Phillips	vs. Michigan, 2014
	4	Andy Phillips	vs. Indiana, 2016
	4	Matt Gay	vs. BYU, 2017
	4	Matt Gay	vs. San Jose State, 2017
	4	Matt Gay	vs. Stanford, 2018

Season

1.	30	Matt Gay	2017
2.	26	Matt Gay	2018
3.	23	Andy Phillips	2014
	23	Andy Phillips	2015
5.	22	Louie Sakoda	2008
6.	21	Andy Phillips	2016
7.	20	Joe Phillips	2009
8.	19	Louie Sakoda	2007
9.	18	Andre Guardi	1985
	18	Coleman Petersen	2011

Career

1.	84	Andy Phillips	2013-16
2.	57	Louie Sakoda	2005-08
3.	56	Matt Gay	2017-18
4.	44	Chris Yergensen	1991-93
5.	35	Daniel Pulsipher	1991-96
6.	34	Andre Guardi	1983-86
7.	33	Joe Phillips	2009-10
8.	26	Wayne Lammle	1987-90
	26	Coleman Petersen	2011-12
9.	24	Bryan Borreson	2002-04

FIELD GOALS ATTEMPTED

Game			
1.	6	Matt Gay	vs. Oregon, 2018
2.	5	Marv Bateman	vs. BYU, 1969
	5	Chris Yergensen	vs. Wyoming, 1992
	5	Chris Yergensen	vs. Idaho, 1993
	5	Joe Phillips	vs. BYU, 2009
	5	Andy Phillips	vs. Michigan, 2014
7.	4	31 times	(last Jaden Redding vs. USC, 2019)

Season

1.	34	Matt Gay	2017
2.	31	Matt Gay	2018
3.	28	Andy Phillips	2014
4.	27	Andy Phillips	2015
5.	26	Chris Yergensen	1993
6.	25	Coleman Petersen	2011
	25	Andy Phillips	2016
8.	24	Louie Sakoda	2008
9.	23	Tom McNamara	1977
10.	22	Gil Alvarez	1981
	22	Andre Guardi	1985
	22	Tim Wagstaff	1988
	22	Wayne Lammle	1989
	22	Daniel Pulsipher	1995
	22	Cletus Truhe	1997
	22	Louie Sakoda	2007
	22	Joe Phillips	2009



Andy Phillips set Utah's career marks for field goals made and attempted from 2014-16.

Career

1.	100	Andy Phillips	2013-16
2.	66	Chris Yergensen	1991-93
	66	Louie Sakoda	2005-08
4.	65	Matt Gay	2017-18
5.	54	Daniel Pulsipher	1991, 94-96
6.	49	Andre Guardi	1983-86
8.	41	Marv Bateman	1969-71
8.	39	Wayne Lammle	1987-90
	39	Joe Phillips	2009-10
10.	38	Coleman Petersen	2011-12

BEST FIELD GOAL PERCENTAGE

Season (Min. 15 Attempts)

1.	.933 (14-15)	Scott Lieber	1987
2.	.917 (22-24)	Louie Sakoda	2008
3.	.909 (20-22)	Joe Phillips	2009
4.	.882 (30-34)	Matt Gay	2017
5.	.864 (19-22)	Louie Sakoda	2007
6.	.852 (23-27)	Andy Phillips	2015
7.	.850 (17-20)	Andy Phillips	2013
8.	.842 (16-19)	Dan Beardall	2005
9.	.840 (21-25)	Andy Phillips	2016
10.	.839 (26-31)	Matt Gay	2018

Career (Min. 25 Attempts)

1.	.864 (57-66)	Louie Sakoda	2005-08
2.	.862 (56-65)	Matt Gay	2017-18
3.	.846 (33-39)	Joe Phillips	2009-10
4.	.840 (84-100)	Andy Phillips	2013-16
5.	.700 (21-30)	Scott Lieber	1985-88
6.	.694 (34-49)	Andre Guardi	1983-86
7.	.684 (26-38)	Coleman Petersen	2011-12
8.	.667 (44-66)	Chris Yergensen	1991-93
	.667 (26-39)	Wayne Lammle	1988-90

INFORMATION

HERE'S UTAH

2020 OUTLOOK

PLAYER BIOS

COACHES & STAFF

SERIES HISTORY

2019 IN REVIEW

BOWL HISTORY

RECORD BOOK

Individual Records



MOST CONSECUTIVE FIELD GOALS

Season	Player	Goals	Year
1.	21	Matt Gay	2018
2.	18	Joe Phillips	2009-10
3.	15	Louie Sakoda	2007
	15	Louie Sakoda	2008
5.	14	Matt Gay	2017
6.	12	Dan Beardall	2005
	12	Andy Phillips	2014
8.	11	Andre Guardi	1985
	11	Scott Lieber	1987
	11	Andy Phillips	2013

50-YARD FIELD GOALS MADE

Game	Player	Year
1.	2	Matt Gay vs. San Jose State, 2017

Season	Player	Goals	Year
1.	5	Matt Gay	2017
2.	3	Andre Guardi	1985
	3	Wayne Lammle	1989
	3	Matt Gay	2018
5.	2	Chris Yergensen	1993
	2	Dan Pulsipher	1996
	2	Louie Sakoda	2008
	2	Andy Phillips	2014

Career	Player	Goals	Year
1.	8	Matt Gay	2017-18
2.	4	Andy Phillips	2013-16
4.	3	Andre Guardi	1983-86
	3	Marv Bateman	1969-71
	3	Wayne Lammle	1987-90
	3	Chris Yergensen	1991-93
	3	Dan Pulsipher	1991-96
	3	Louie Sakoda	2005-08

EXTRA POINT PATS

Game	Player	Year
1.	10	Andy Phillips vs. Weber State, 2013
2.	9	Gil Alvarez vs. UNLV, 1981
	9	Dan Pulsipher vs. Idaho State, 1994
	9	David Carroll vs. UNLV, 2004
	9	David Carroll vs. Colorado State, 2004
	9	Louie Sakoda vs. San Diego State, 2008
7.	8	Dan Marrelli vs. New Mexico, 1972
	8	Dan Marrelli vs. Colorado State, 1972
	8	Dan Marrelli vs. UTEP, 1973
	8	Andre Guardi vs. Wyoming, 1983
	8	Cletus Truhe vs. UTEP, 1997
	8	Joe Phillips vs. New Mexico, 2010
	8	Joe Phillips vs. San Jose State, 2010
	8	Joe Phillips vs. Iowa State, 2010
	8	Joe Phillips vs. Colorado State, 2010
	8	Andy Phillips vs. Idaho State, 2014
	8	Andy Phillips vs. Fresno State, 2014
	8	Andy Phillips vs. Oregon, 2015

Season	Player	Attempts	Year
1.	56	Louie Sakoda	2008
	56	Jadon Redding	2019
3.	55	Joe Phillips	2010
4.	48	Daniel Pulsipher	1994
5.	47	Andy Phillips	2015
6.	45	Matt Gay	2018
7.	44	David Carroll	2004
	44	Andy Phillips	2014
9.	43	Louie Sakoda	2006
	43	Andy Phillips	2016

Career	Player	Attempts	Year
1.	175	Andy Phillips	2013-16
2.	137	Louie Sakoda	2005-08
3.	125	Andre Guardi	1983-86

4.	116	Daniel Pulsipher	1991-96
5.	101	Ryan Kaneshiro	1998-2001
6.	93	Joe Phillips	2009-10
7.	85	Matt Gay	2017-18
8.	83	Chris Yergensen	1991-93
9.	80	Bryan Borreson	2002-04
10.	75	Coleman Petersen	2011-12

EXTRA POINT PAT ATTEMPTS

Game	Player	Year
1.	10	Dan Marrelli vs. UTEP, 1973
	10	Andy Phillips vs. Weber State, 2013
3.	9	Dan Marrelli vs. Colorado State, 1972
	9	Gil Alvarez vs. UNLV, 1981
	9	Andre Guardi vs. Wyoming, 1983
	9	Dan Pulsipher vs. Idaho State, 1994
	9	David Carroll vs. UNLV, 2004
	9	David Carroll vs. Colorado State, 2004
	9	Louie Sakoda vs. San Diego State, 2008
10.	8	Dan Marrelli vs. New Mexico, 1972
	8	Cletus Truhe vs. UTEP, 1997
	8	Joe Phillips vs. New Mexico, 2010
	8	Joe Phillips vs. San Jose State, 2010
	8	Joe Phillips vs. Iowa State, 2010
	8	Joe Phillips vs. Colorado State, 2010
	8	Andy Phillips vs. Idaho State, 2014
	8	Andy Phillips vs. Fresno State, 2014
	8	Andy Phillips vs. Oregon, 2015

Season	Player	Attempts	Year
1.	57	Louie Sakoda	2008
2.	56	Joe Phillips	2010
	56	Jadon Redding	2019
4.	48	Daniel Pulsipher	1994
5.	47	Andy Phillips	2015
6.	45	Dannie Marrelli	1973
	45	Andy Phillips	2014
	45	Matt Gay	2018
9.	44	David Carroll	2004
10.	43	Louie Sakoda	2006
	43	Andy Phillips	2016

Career	Player	Attempts	Year
1.	176	Andy Phillips	2013-16
2.	140	Louie Sakoda	2005-08
3.	127	Andre Guardi	1983-86
4.	118	Daniel Pulsipher	1991-96
5.	105	Ryan Kaneshiro	1998-2001
6.	95	Joe Phillips	2009-10
7.	91	Bryan Borreson	2002-04
8.	87	Chris Yergensen	1991-93
9.	85	Matt Gay	2017-18
10.	77	Coleman Petersen	2011-12

BEST EXTRA POINT PERCENTAGE

Game (Min. 8 Attempts)	Player	Year
1.	1.000, (10-10)	Andy Phillips vs. Weber State, 2013
2.	1.000, (9-9)	Gil Alvarez vs. UNLV, 1981
	1.000, (9-9)	Dan Pulsipher vs. Idaho State, 1994
	1.000, (9-9)	David Carroll vs. UNLV, 2004
	1.000, (9-9)	David Carroll vs. Colorado State, 2004
	1.000, (9-9)	Louie Sakoda vs. San Diego State, 2008
7.	1.000, (8-8)	Dan Marrelli vs. New Mexico, 1972
	1.000, (8-8)	Cletus Truhe vs. UTEP, 1997
	1.000, (8-8)	Joe Phillips vs. New Mexico, 2010
	1.000, (8-8)	Joe Phillips vs. San Jose State, 2010
	1.000, (8-8)	Joe Phillips vs. Iowa State, 2010
	1.000, (8-8)	Joe Phillips vs. Colorado State, 2010
	1.000, (8-8)	Andy Phillips vs. Idaho State, 2014
	1.000, (8-8)	Andy Phillips vs. Fresno State, 2014
	1.000, (8-8)	Andy Phillips vs. Oregon, 2015

Season (Min. 25 Attempts)

1.	1.000 (56-56)	Jadon Redding	2019
	1.000 (48-48)	Daniel Pulsipher	1994
	1.000 (47-47)	Andy Phillips	2015
	1.000 (45-45)	Matt Gay	2018
	1.000 (44-44)	David Carroll	2004
	1.000 (43-43)	Louie Sakoda	2006
	1.000 (43-43)	Andy Phillips	2016
	1.000 (42-42)	Andre Guardi	1984
	1.000 (41-41)	Andy Phillips	2013
	1.000 (40-40)	Matt Gay	2017
	1.000 (39-39)	Andre Guardi	1985
	1.000 (37-37)	Gil Alvarez	1981
	1.000 (37-37)	Daniel Pulsipher	1996
	1.000 (31-31)	Wayne Lammle	1989

Career (Min. 50 Attempts)

1.	1.000 (85-85)	Matt Gay	2017-18
	1.000 (56-56)	Jadon Redding	2019-present
3.	.9943 (175-176)	Andy Phillips	2013-16
4.	.984 (125-127)	Andre Guardi	1983-86
5.	.983 (116-118)	Daniel Pulsipher	1991-96
6.	.982 (56-57)	George Boss	1955-57
7.	.9789 (93-95)	Joe Phillips	2009-10
8.	.9786 (137-140)	Louie Sakoda	2005-08
9.	.974 (75-77)	Coleman Petersen	2011-12
10.	.968 (61-63)	Scott Lieber	1985-88
11.	.962 (101-105)	Ryan Kaneshiro	1998-2001
	.962 (51-53)	Wayne Lammle	1987-90

MOST CONSECUTIVE EXTRA POINTS

Career	Player	Points	Year
1.	97	Andy Phillips	2013-16
2.	95	Andre Guardi	1983-86

MOST KICK SCORING POINTS

Game	Player	Year
1.	20	Joe Phillips vs. Iowa State, 2010
	20	Matt Gay vs. Oregon, 2018
3.	18	Matt Gay vs. San Jose State, 2017
4.	16	Andre Guardi vs. New Mexico, 1985
	16	Tim Wagstaff vs. Colorado State, 1988
	16	Dan Pulsipher vs. Utah State, 1995
	16	Louie Sakoda vs. Utah State, 2008
	16	Matt Gay vs. Stanford, 2018
1.	15	Gil Alvarez vs. UNLV, 1981
	15	Wayne Lammle vs. New Mexico, 1989
	15	David Carroll vs. San Diego State, 2004
	15	Joe Phillips vs. BYU, 2009

Season	Player	Points	Year
1.	130	Matt Gay	2017
2.	123	Matt Gay	2018
3.	122	Louie Sakoda	2008
4.	116	Andy Phillips	2015
5.	113	Andy Phillips	2014
6.	106	Andy Phillips	2016
7.	98	Joe Phillips	2009
8.	95	Louie Sakoda	2007
9.	94	Joe Phillips	2010
10.	93	Andre Guardi	1985

Career	Player	Points	Year
1.	427	Andy Phillips	2013-16
2.	308	Louie Sakoda	2005-08
3.	253	Matt Gay	2017-18
4.	227	Andre Guardi	1983-86
5.	221	Daniel Pulsipher	1991-96
6.	215	Chris Yergensen	1991-93
7.	192	Joe Phillips	2009-10
8.	167	Ryan Kaneshiro	1998-2001
9.	153	Coleman Petersen	2011-12
10.	152	Bryan Borreson	2002-04



Individual Records



Reggie Dunn, who returned two kickoffs 100 yards for touchdowns against Cal in 2012, set the NCAA season (4) and career (5) records for 100-yard kickoff returns.

RETURNS (KICK/PUNT)

MOST KICKOFF RETURNS

Game	Player	Opponent	Year
1.	9	Darren Hughes	vs. Ohio State, 1986
2.	8	Steve Odom	vs. Utah State, 1972
	8	LaVon Edwards	vs. Fresno State, 1989
4.	7	Steve Odom	vs. Texas Tech, 1972
	7	Frank Collins	vs. Utah State, 1974
	7	Bo Nagahi	vs. New Mexico, 2003
	7	Shaky Smithson	vs. TCU, 2009
	7	Dominique Hatfield	vs. Washington St., 2013
	7	Kaelin Clay	vs. Oregon, 2014
10.	6	11 times	(last Reggie Dunn vs. California, 2011)

Season

1.	44	Frank Collins	1974
2.	41	Steve Odom	1972
3.	37	Steve Odom	1971
4.	36	Patrick Dyson	1998-2000
5.	32	LaVon Edwards	1989
6.	28	Frank Collins	1975
7.	27	Jack Steptoe	1976
	27	Darren Hughes	1986
9.	26	Reggie Dunn	2011
10.	25	David Reed	2008

Career

1.	99	Steve Odom	1971-73
2.	77	Frank Collins	1973-75
3.	53	LaVon Edwards	1988-91
4.	51	Sean Knox	1987-90
5.	48	Reggie Dunn	2010-12
6.	47	Bo Nagahi	2001-04
7.	43	Shaky Smithson	2009-10
8.	42	Darren Hughes	1986-87
9.	41	Erroll Tucker	1984-85
	41	Clarence Lawson	1994-97

KICKOFF RETURN YARDS

Game	Player	Opponent	Year
1.	222	Reggie Dunn	vs. California, 2012
2.	205	Charles Smith	vs. UTEP, 1967
3.	193	Darren Hughes	vs. Ohio State, 1986
	193	Bo Nagahi	vs. New Mexico, 2003
5.	180	Steve Odom	vs. Utah State, 1972
6.	179	Kaelin Clay	vs. Oregon, 2014
7.	175	Cory Butler-Byrd	vs. UCLA, 2016
8.	173	Steve Odom	vs. Texas Tech, 1972
	173	Erroll Tucker	vs. Hawai'i, 1985
10.	170	Sean Knox	vs. San Diego State, 1990

Season

1.	984	Steve Odom	1972
2.	980	Steve Odom	1971
3.	907	Frank Collins	1974
4.	698	Erroll Tucker	1985
5.	659	LaVon Edwards	1989
6.	635	David Reed	2008
7.	618	Steve Odom	1973
8.	614	Reggie Dunn	2011
9.	602	Darren Hughes	1986
10.	588	Jack Steptoe	1976

Career

1.	2582	Steve Odom	1971-73
2.	1558	Frank Collins	1973-75
3.	1482	Reggie Dunn	2010-12
4.	1143	LaVon Edwards	1988-91
5.	1116	Sean Knox	1987-90
6.	1109	Bo Nagahi	2001-04
7.	1091	Erroll Tucker	1984-85
8.	1050	Shaky Smithson	2009-10
9.	949	Carl Monroe	1981-82
10.	935	Patrick Dyson	1998-00

KICKOFF RETURN AVERAGE

Game	(Min. 3 Returns)	Player	Opponent	Year
1.	74.00	Reggie Dunn	vs. California, 2012	
2.	55.00	Patrick Dyson	vs. San Jose State, 1999	
3.	50.33	Carl Monroe	vs. Montana State, 1982	
4.	50.00	Steve Odom	vs. Texas Tech, 1973	
5.	43.25	Erroll Tucker	vs. Hawai'i, 1985	
6.	42.67	Daniel Jones	vs. San Diego State, 1998	
7.	42.00	Keith Williams	vs. Wyoming, 1993	
8.	41.00	Daniel Jones	vs. BYU, 1998	
9.	38.00	Erroll Tucker	vs. BYU, 1985	
	38.00	Clifton Smith	vs. New Mexico, 1989	

Season (Min. 12 Returns)

1.	30.07	Carl Monroe	1982
2.	29.58	Reggie Dunn	2010
3.	29.43	Steve Odom	1973
4.	29.08	Erroll Tucker	1985
5.	27.20	Charlie Smith	1967
6.	27.17	Cory Butler-Byrd	2016
7.	26.49	Steve Odom	1971
8.	26.46	Reggie Wilson	1981
9.	26.10	James Street	1968
10.	25.81	Keith Williams	1993

Career (Min. 25 Returns)

1.	30.88	Reggie Dunn	2010-12
2.	27.11	Carl Monroe	1981-82
3.	26.61	Erroll Tucker	1984-85
4.	26.08	Steve Odom	1971-73
	26.08	Larry Wilson	1957-59
6.	25.97	Patrick Dyson	1998-00
7.	25.32	Keith Williams	1991-93
8.	25.24	William Hunter	1969-70
9.	24.42	Shaky Smithson	2009-10
10.	24.12	David Reed	2008-09

KICKOFF RETURNS FOR TD

Game	Player	Opponent	Year
1.	2	Reggie Dunn	vs. California, 2012
2.	1	21 times	(last Cory Butler-Byrd vs. UCLA, 2016)

Season

1.	4	Reggie Dunn	2012
2.	2	Erroll Tucker	1985
	2	Daniel Jones	1998
4.	1	15 times	(last Cory Butler-Byrd, 2016)

Career

1.	5	Reggie Dunn	2010-12
2.	2	Steve Odom	1971-73
	2	Erroll Tucker	1984-85
	2	Daniel Jones	1997-98
	2	Patrick Dyson	1998-2000
	2	Cory Butler-Byrd	2015-16
7.	1	11 times	(last Kaelin Clay, 2014)

KICKOFF RETURN 100-YARD GAMES

Season	Player	Year	
1.	5	Frank Collins	1974
2.	4	Steve Odom	1971
	4	Steve Odom	1972
4.	3	LaVon Edwards	1989
	3	Reggie Dunn	2012
6.	2	Charles Smith	1967
	2	Carl Monroe	1981
	2	Erroll Tucker	1985
	2	Darren Hughes	1987
	2	Patrick Dyson	1998
	2	Daniel Jones	1998
	2	Shaky Smithson	2009
	2	Kaelin Clay	2014

Career

1.	9	Steve Odom	1971-73
2.	6	Frank Collins	1973-75
3.	5	Reggie Dunn	2010-12
4.	4	Carl Monroe	1981-82
	4	Darren Hughes	1986-87
	4	LaVon Edwards	1988-91
7.	3	Patrick Dyson	1998-2000
	3	Shaky Smithson	2009-10
9.	2	Bo Nagahi	2001-04
	2	Charles Smith	1966-67
	2	Clifton Smith	1987-90
	2	Daniel Jones	1997-98
	2	Erroll Tucker	1984-85
	2	Sean Knox	1987-90
	2	Kaelin Clay	2014

MOST PUNT RETURNS

Game	Player	Opponent	Year
1.	9	LaVon Edwards	vs. Utah State, 1989
2.	8	Henry Lusk	vs. Utah State, 1995
3.	7	Cannon Parkinson	vs. Idaho State, 1948
	7	Henry Lusk	vs. UTEP, 1995
	7	Steve Smith	vs. BYU, 1999
	7	Paris Warren	vs. Southern Mississippi, 2003
7.	6	Joe Galarze	vs. Arizona, 1969
	6	James Wilson	vs. Idaho State, 1978
	6	LaVon Edwards	vs. Colorado State, 1988
	6	David Kozlowski	vs. Idaho State, 1994
	6	Courtney Richins	vs. UNLV, 1999
	6	Eric Weddle	vs. San Diego State, 2005
	6	Derrek Richards	vs. Wyoming, 2007

INFORMATION

HERE'S UTAH

2020 OUTLOOK

PLAYER BIOS

COACHES & STAFF

SERIES HISTORY

2019 IN REVIEW

BOWL HISTORY

RECORD BOOK

Individual Records



Season

1.	43	Steve Smith	2000
2.	35	Boobie Hobbs	2016
3.	34	Henry Lusk	1995
4.	31	Daniel Jones	1998
5.	30	Gary Adelt	1941
	30	LaVon Edwards	1990
	30	Lavon Edwards	1991
	30	David Kozlowski	1994
	30	Shaky Smithson	2010
10.	29	Steve Smith	1999
	29	Derrek Richards	2007

Career

1.	112	LaVon Edwards	1988-91
2.	72	Steve Smith	1999-00
3.	71	Boobie Hobbs	2014-17
4.	70	Reggie Wilson	1980-83
5.	56	Henry Lusk	1991-95
6.	55	Britain Covey	2015, 2018-present
7.	52	Eric Weddle	2003-06
8.	51	Morgan Scalley	2001-04
9.	50	Gay Adelt	1940-41
10.	45	Scott Robbins	1969-71

PUNT RETURN YARDS

Game

1.	163	Steve Smith	vs. New Mexico, 1999
2.	152	Erroll Tucker	vs. BYU, 1985
3.	145	Shaky Smithson	vs. Iowa State, 2010
4.	140	Shaky Smithson	vs. New Mexico, 2010
5.	135	Derrek Richards	vs. Utah State, 2007
6.	128	Shaky Smithson	vs. UNLV, 2010
7.	115	Don McGivney	vs. Colorado State, 1957
8.	114	Steve Odom	vs. UTEP, 1972
9.	112	Erroll Tucker	vs. UTEP, 1985
10.	111	Clifton Smith	vs. Utah State, 1987
	111	Shaky Smithson	vs. Wyoming, 2010

Season

1.	572	Shaky Smithson	2010
2.	495	Steve Smith	1999
3.	426	Derrek Richards	2007
4.	389	Erroll Tucker	1985
5.	365	Steve Smith	2000
6.	356	Frank Nelson	1949
7.	346	Kaelin Clay	2014
8.	304	Steve Odom	1973
9.	292	Boobie Hobbs	2017
10.	289	LaVon Edwards	1988

Career

1.	892	LaVon Edwards	1988-91
2.	860	Steve Smith	1999-00
3.	695	Shaky Smithson	2009-10
4.	651	Boobie Hobbs	2014-17
5.	646	Erroll Tucker	1984-85
6.	598	Gay Adelt	1940-41
7.	548	Steve Odom	1971-73
8.	536	Britain Covey	2015, 2018-present
9.	517	Morgan Scalley	2001-03
10.	476	Henry Lusk	1991-95

PUNT RETURN AVERAGE

Game (Min. 3 Returns)

1.	40.75	Steve Smith	vs. New Mexico, 1999
2.	33.75	Derrek Richards	vs. Utah State, 2007
3.	33.00	Steve Odom	vs. Utah State, 1973
	33.00	Shaky Smithson	vs. New Mexico, 2010
5.	31.67	Boobie Hobbs	vs. San Jose State, 2017
6.	29.00	Shaky Smithson	vs. Iowa State, 2010
7.	28.00	Erroll Tucker	vs. UTEP, 1985
8.	27.75	Shaky Smithson	vs. Wyoming, 2010

9.	25.67	Marquis Wilson	vs. UNLV, 2006
10.	25.60	Shaky Smithson	vs. UNLV, 2010

Season (Min. 12 Returns)

1.	24.31	Erroll Tucker	1985
2.	23.38	Steve Odom	1973
3.	19.07	Shaky Smithson	2010
4.	17.43	Steve Odom	1972
5.	17.00	Steve Smith	1999
6.	15.93	Louis Thomas	1968
7.	15.42	Clifton Smith	1987
8.	15.04	Kaelin Clay	2014
9.	14.69	Derrek Richards	2007
10.	14.67	Frank Branham	1952

Career (Min. 25 Returns)

1.	20.30	Steve Odom	1971-73
2.	17.00	Erroll Tucker	1984-85
3.	16.16	Shaky Smithson	2009-10
4.	12.80	Derrek Richards	2004-07
5.	11.96	Gay Adelt	1940-41
6.	11.94	Steve Smith	1999-00
7.	10.14	Morgan Scalley	2001-04
8.	9.93	Marquis Wilson	2005-07
9.	9.75	Britain Covey	2015, 2018-present
10.	9.17	Boobie Hobbs	2014-17

PUNT RETURN TOUCHDOWNS

Game

1.	2	Steve Smith	vs. New Mexico, 1999
----	---	-------------	----------------------

Season

1.	3	Steve Smith	1999
	3	Kaelin Clay	2014
3.	2	Steve Odom	1972
	2	Steve Odom	1973
	2	Erroll Tucker	1985
	2	Shaky Smithson	2010
7.	1	17 times	(last Demari Simpkins, 2019)

Career

1.	4	Steve Odom	1971-73
	4	Steve Smith	1999-00
3.	3	Erroll Tucker	1984-85
	3	Kaelin Clay	2014
5.	2	Shaky Smithson	2009-10
	2	Boobie Hobbs	2014-17

PUNT RETURN 100-YARD GAMES

Season

1.	4	Shaky Smithson	2010
2.	2	Steve Smith	1999
	2	Derrek Richards	2007
4.	1	Steve Odom	1972
	1	Erroll Tucker	1985
	1	Clifton Smith	1987
	1	Sean Williams	1992
	1	Courtney Richins	1999

Career

1.	4	Shaky Smithson	2009-10
2.	2	Steve Smith	1999-00
	2	Derrek Richards	2004-07
4.	1	Steve Odom	1971-73
	1	Erroll Tucker	1984-85
	1	Clifton Smith	1987-90
	1	Sean Williams	1989-92
	1	Courtney Richins	1999

ALL-PURPOSE

PLAYS

Game

1.	46	Carl Monroe	vs. UTEP, 1982
2.	43	John White	vs. Washington State, 2011
3.	41	Carl Monroe	vs. BYU, 1982
4.	39	Devontae Booker	vs. Arizona State, 2014
5.	38	Matt Asmeta	vs. Utah State, 2009
	38	John White	vs. Pittsburgh, 2011
	38	Devontae Booker	vs. Arizona, 2015
	38	Devontae Booker	vs. California, 2015
9.	37	Devontae Booker	vs. Arizona, 2015
10.	36	Devontae Booker	vs. UCLA, 2014
	36	Devontae Booker	vs. Fresno State, 2015
	36	Devontae Booker	vs. Washington, 2015

Season

1.	339	Carl Monroe	1982
2.	338	Devontae Booker	2014
3.	329	John White	2011
4.	305	Devontae Booker	2015
5.	263	Dameon Hunter	2001
	263	Zack Moss	2019
7.	246	Mike Anderson	1998
8.	243	Zack Moss	2017
9.	233	John White	2012
10.	231	Keith Williams	1991

Career

1.	778	Zack Moss	2016-19
2.	698	Tony Lindsay	1977-80
3.	660	Eddie Johnson	1984-88
4.	643	Devontae Booker	2014-15
5.	604	Juan Johnson	1994-97
6.	562	John White	2011-12
7.	532	Del Rodgers	1978-81
8.	498	Darrell Mack	2005-08
9.	493	Keith Williams	1991-93
10.	478	Chris Fuamatu-Ma'afala	1995-97



Running back Carl Monroe set the school record for all-purpose yards in a season (2,036) in 1982.



Individual Records



Frank Christensen's career scoring tally of 235 points from 1930-32 stood as a school record until 2008.

ALL-PURPOSE YARDS

Game	Player	Year
1.	332 Joe Williams	vs. UCLA, 2016
2.	331 Kaelin Clay	vs. Oregon, 2014
3.	328 Carl Monroe	vs. Montana State, 1982
4.	303 Steve Odom	vs. Colorado State, 1972
5.	302 Steve Odom	vs. Arizona State, 1972
6.	278 Carl Harry	vs. Idaho State, 1988
	278 Joe Williams	vs. Indiana, 2016
8.	269 Mike Anderson	vs. Fresno St., 1999
9.	267 Devontae Booker	vs. California, 2015
10.	265 Roosevelt Hutchins	vs. New Mexico, 1973

Season	Player	Year
1.	2036 Carl Monroe	1982
2.	1950 Steve Odom	1972
3.	1875 Devontae Booker	2014
4.	1804 Zack Moss	2019
5.	1709 Steve Odom	1973
6.	1587 Daniel Jones	1998
7.	1579 Devontae Booker	2015
8.	1563 John White	2011
9.	1545 Steve Smith	1999
10.	1514 Joe Williams	2016

Career	Player	Year
1.	4755 Steve Odom	1971-73
2.	4752 Zack Moss	2016-19
3.	4074 Eddie Johnson	1984-88
4.	3561 Kevin Dyson	1994-97
5.	3526 Bryan Rowley	1989-93
6.	3470 Tony Lindsay	1977-80
7.	3454 Devontae Booker	2014-15
8.	3361 Keith Williams	1991-93
9.	3227 Carl Monroe	1981-82
10.	3107 Clifton Smith	1987-90

SCORING

MOST POINTS

Game	Player	Year
1.	32 Larry Wilson	vs. Arizona, 1959
2.	26 Travis LaTendresse	vs. Georgia Tech, 2005
3.	24 Don Peterson	vs. Utah State, 1953
	24 Allen Jacobs	vs. BYU, 1964
	24 Del Rodgers	vs. UTEP, 1979
	24 Del Rodgers	vs. Northwestern, 1981
	24 Eddie Johnson	vs. BYU, 1988
	24 Dennis Smith	vs. Utah State, 1989
	24 Dennis Smith	vs. BYU, 1989
	24 Charlie Brown	vs. UTEP, 1994
	24 Juan Johnson	vs. Fresno State, 1996
	24 Mike Anderson	vs. UNLV, 1999
	24 Steve Smith	vs. Air Force, 1999
	24 Marty Johnson	vs. Air Force, 2004
	24 Joe Williams	vs. UCLA, 2016

Season	Player	Year
1.	130 Matt Gay	2017
2.	123 Matt Gay	2018
3.	122 Louie Sakoda	2008
4.	116 Andy Phillips	2015
5.	113 Andy Phillips	2014
6.	110 Dennis Smith	1989
7.	106 Andy Phillips	2016
8.	102 Steve Savoy	2004
	102 John White	2011
	102 Zack Moss	2019

Career	Player	Year
1.	427 Andy Phillips	2013-16
2.	308 Louie Sakoda	2005-08
3.	253 Matt Gay	2017-18
4.	246 Zack Moss	2016-19
5.	235 Frank Christensen	1930-32
6.	227 Andre Guardi	1983-86
	227 Daniel Pulsipher	1991-96
8.	215 Chris Yergensen	1991-93
9.	210 Eddie Johnson	1984-88
10.	198 Del Rodgers	1978-81

POINTS PER GAME

Season	Player	Year
1.	10.0 Matt Gay	2017
2.	9.38 Louie Sakoda	2008
3.	9.17 Dennis Smith	1989
4.	8.92 Andy Phillips	2015
5.	8.79 Matt Gay	2018
6.	8.69 Andy Phillips	2014
7.	8.50 Steve Savoy	2004
8.	8.45 Andre Guardi	1985
9.	8.40 Larry Wilson	1959
10.	8.36 Carl Harry	1988

Career (Min. 15 Games)	Player	Year
1.	9.37 Matt Gay	2017-18
2.	8.37 Andy Phillips	2013-16
3.	7.68 Joe Phillips	2009-10
4.	7.09 Daniel Pulsipher	1991-96
5.	6.52 Chris Yergensen	1991-93
6.	6.50 John White	2011-12
7.	6.36 Coleman Petersen	2011-12
8.	6.29 Mike Anderson	1998-99
9.	6.16 Louie Sakoda	2005-08
10.	6.14 Andre Guardi	1983-86

MOST TOUCHDOWNS

Game	Player	Year
1.	5 Larry Wilson	vs. Arizona, 1959
2.	4 Don Peterson	vs. Utah State, 1953
	4 Allen Jacobs	vs. BYU, 1964
	4 Del Rodgers	vs. UTEP, 1979
	4 Del Rodgers	vs. Northwestern, 1981
	4 Eddie Johnson	vs. BYU, 1988
	4 Dennis Smith	vs. Utah State, 1989
	4 Dennis Smith	vs. BYU, 1989
	4 Charlie Brown	vs. UTEP, 1994
	4 Juan Johnson	vs. Fresno State, 1996
	4 Mike Anderson	vs. UNLV, 1999
	4 Marty Johnson	vs. Air Force, 2004
	4 Travis LaTendresse	vs. Georgia Tech, 2005
	4 Joe Williams	vs. UCLA, 2016

Season	Player	Year
1.	18 Dennis Smith	1989
2.	17 Steve Savoy	2004
	17 John White	2011
	17 Zack Moss	2019
5.	15 Eddie Johnson	1988
	15 Marty Johnson	2004
	15 Darrell Mack	2007
8.	14 Del Rodgers	1981
	14 Carl Harry	1988
	14 Jamal Anderson	1993
	14 Paris Warren	2004

Career	Player	Year
1.	41 Zack Moss	2016-19
2.	35 Eddie Johnson	1984-88
3.	32 Del Rodgers	1978-81
4.	26 Steve Odom	1971-73
	26 Bryan Rowley	1989-93
	26 Matt Asiata	2007-10
	26 Eddie Wide	2007-10
	26 John White	2011-12
9.	25 Dennis Smith	1986-89
10.	24 Juan Johnson	1994-97
	24 Steve Savoy	2003-04

DEFENSE

UNASSISTED TACKLES

Game	Player	Year
1.	14 Bill Gompf	vs. UNLV, 1979
	14 Dave Revill	vs. Michigan, 2002
3.	13 Larry Stone	vs. Army, 1967
	13 Steve Marshall	vs. Texas Tech, 1973
	13 Eric Jacobsen	vs. Boise State, 1987
6.	12 Scott Robbins	vs. Wyoming, 1970
	12 Scott Robbins	vs. Oregon, 1971
	12 Jeff Griffin	vs. Nebraska, 1980
	12 Blaine Berger	vs. UTEP, 1992
	12 Jared Norris	vs. Arizona, 2013

Season	Player	Year
1.	92 Eric Jacobsen	1987
2.	82 Eric Jacobsen	1988
3.	79 Mark Blossch	1983
4.	75 John Huddleston	1974
	75 Greg Smith	1987
	75 Joe Clausi	1989
7.	74 Garland Harris	1989
8.	73 Reggie Alston	1991
	73 Anthony Davis	1991
10.	70 Garland Harris	1988
	70 Chase Hansen	2018

INFORMATION

HERE'S UTAH

2020 OUTLOOK

PLAYER BIOS

COACHES & STAFF

SERIES HISTORY

2019 IN REVIEW

BOWL HISTORY

RECORD BOOK

Individual Records



Career

1.	207	Eric Jacobsen	1984-88
2.	203	Garland Harris	1986-89
3.	196	Sean Knox	1987-90
4.	177	Greg Smith	1985-88
5.	170	Frank Bonifacio	1986-90
6.	165	Eric Weddle	2003-06
7.	164	Brian Blechen	2010-14
	164	Chase Hansen	2015-18
9.	162	Mark Blossch	1981-84
	162	Harold Lusk	1993-96

ASSISTED TACKLES

Game			
1.	23	Gary Keller	vs. Utah State, 1968
2.	21	Larry Stone	vs. Oregon State, 1968
	21	Gary Keller	vs. New Mexico, 1973
4.	20	Larry Stone	vs. Utah State, 1968
	20	Elliott Hagood	vs. New Mexico, 1970
6.	18	John Stipech	vs. Utah State, 1966
7.	17	5 times	

Season

1.	146	Mark Blossch	1982
2.	111	John Huddleston	1975
	111	Bill Gompf	1979
4.	100	Bill Gompf	1981
5.	95	Mike Bailey	1977
6.	90	Mike Bailey	1978
	90	Jeff Lyall	1978
8.	83	Mark Blossch	1983
9.	82	John Huddleston	1974
10.	78	Mike Bailey	1976
	78	Chaz Walker	2010

Career

1.	333	Mark Blossch	1981-84
2.	295	Bill Gompf	1978-81
3.	281	Mike Bailey	1975-78
4.	217	Jay Fairman	1979-83
5.	193	John Huddleston	1974-75
6.	184	Spencer Toone	2003-05
7.	179	Gene LaRocque	1977-80
8.	167	Mark Anderson	1978-81
9.	161	Chaz Walker	2008-11
10.	158	Steve Clark	1978-81

TOTAL TACKLES

Game			
1.	30	Larry Stone	vs. Oregon State, 1968
2.	25	Gary Keller	vs. Utah State, 1968
3.	23	Elliott Hagood	vs. New Mexico, 1970
	23	Elliott Hagood	vs. Arizona, 1972
	23	Gary Keller	vs. New Mexico, 1973
	23	John Huddleston	vs. Utah State, 1975
	23	Mark Jackson	vs. New Mexico, 1985
8.	22	Larry Stone	vs. Utah State, 1968
	22	Reggie Alston	vs. Arizona State, 1991
10.	21	Fred McFarren	vs. Oregon State, 1968
	21	Elliott Hagood	vs. New Mexico, 1972

Season

1.	174	John Huddleston	1975
2.	172	Mark Blossch	1982
3.	162	Mark Blossch	1983
4.	157	John Huddleston	1974
5.	143	Bill Gompf	1979
6.	141	Eric Jacobsen	1988
7.	139	Reggie Alston	1991
8.	138	Eric Jacobsen	1987
9.	132	Mike Bailey	1977

Career

1.	495	Mark Blossch	1981-84
2.	401	Mike Bailey	1975-78
3.	380	Bill Gompf	1978-81
4.	338	Eric Jacobsen	1984-88
5.	331	John Huddleston	1974-75
6.	324	Garland Harris	1986-89
7.	322	Jay Fairman	1979-83
8.	308	Greg Smith	1985-88
9.	304	Jeff Griffin	1977-80
10.	293	Spencer Toone	2003-05

TACKLES FOR LOSS

Game			
1.	6.5	Hunter Dimick	vs. Arizona State, 2016
2.	6	Jeff Reyes	vs. Hawaii, 1983
3.	5.5	Gionni Paul	vs. USC, 2015
4.	5	Sharrieff Shah	vs. Oregon State, 1991
	5	John Frank	vs. Boise State, 1999
	5	Jason Kaufusi	vs. Arizona, 2002
	5	Paul Kruger	vs. Utah State, 2008
8.	4	16 times	(Last: Pita Taumoepeu vs. Arizona State, 2016)

Season

1.	28	Joe Clausi	1989
2.	22	Chase Hansen	2018
3.	21	Jimmy Bellamy	1991
	21	Nate Orchard	2014
5.	20	Filipo Mokofisi Sr.	1984
	20	John Frank	1999
	20	Hunter Dimick	2016
8.	18	John Frank	1998
9.	17	Bronzell Miller	1994
10.	16.5	Paul Kruger	2008

Career

1.	47	Luther Elliss	1991-94
	47	Filipo Mokofisi Sr.	1982-85
3.	44	Hunter Dimick	2013-16
4.	41.5	Bradlee Anae	2016-19
5.	38.5	Jason Kaufusi	2000-02
	38.5	Nate Orchard	2011-14
7.	34.5	Garrett Smith	1999-2002
8.	37	Trevor Reilly	2009-13
9.	34	Jimmy Bellamy	1990-91
10.	33.5	Martail Burnett	2004-07
	33.5	Chase Hansen	2015-18

TACKLES FOR LOSS YARDAGE

Game			
1.	43	Hunter Dimick	vs. Arizona State, 2016
2.	35	Trevor Reilly	vs. BYU, 2011
3.	33	Jeff Reyes	vs. Hawaii, 1983
	33	Pita Taumoepeu	vs. Arizona State, 2016
5.	32	Armand Boglin	vs. TCU, 1996
6.	31	Viliseni Fauonuku	vs. Colorado, 2015
7.	30	Sharrieff Shah	vs. Oregon State, 1991
	30	John Frank	vs. Boise State, 1999
9.	29	Kevin Polston	vs. Utah State, 1985
	29	Jason Kaufusi	vs. Arizona, 2002
	29	Trevor Reilly	vs. Arizona State, 2011
	29	Tevita Finau	vs. Oregon State, 2011

Season

1.	132	Bronzell Miller	1994
2.	123	Nate Orchard	2014
3.	120	Joe Clausi	1989
4.	119	Jimmy Bellamy	1991
5.	112	John Frank	1999
6.	92	Bradlee Anae	2019
7.	91	Luther Elliss	1993

8.	90	Jimmy Bellamy	1990
	90	Pita Taumoepeu	2016
10.	86	Hunter Dimick	2016

Career

1.	245	Bradlee Anae	2016-19
2.	221	John Frank	1996-99
3.	210	Luther Elliss	1991-94
4.	209	Jimmy Bellamy	1990-91
5.	206	Nate Orchard	2011-14
6.	202	Trevor Reilly	2009-13
7.	182	Hunter Dimick	2013-16
8.	180	Pita Taumoepeu	2013-16
9.	179	Bronzell Miller	1993-94
10.	158	Martail Burnett	2004-07

SACKS

Game			
1.	5	Hunter Dimick	vs. Arizona State, 2016
2.	4	Jeff Reyes	vs. Hawaii, 1983
	4	Kevin Polston	vs. Utah State, 1985
	4	John Frank	vs. Boise State, 1999
	4	Paul Kruger	vs. Utah State, 2008
	4	Nate Orchard	vs. UCLA, 2014
	4	Viliseni Fauonuku	vs. Colorado, 2015
8.	3.5	Nate Orchard	vs. Stanford, 2014
9.	3	Matt Phelps	vs. Wyoming, 1979
	3	Peter Owens	vs. Hawaii, 1983
	3	Anthony Davis	vs. New Mexico, 1990
	3	Jimmy Bellamy	vs. Utah State, 1991
	3	Sharrieff Shah	vs. Oregon State, 1991
	3	Blaine Berger	vs. Wyoming, 1992
	3	Bronzell Miller	vs. Utah State, 1993
	3	Adam Swaney	vs. USC, 1993
	3	Chuck Pine	vs. Louisiana-Monroe, 1999
	3	Tommy Hackenbruck	vs. Pittsburgh, 2004
	3	Gabe Long	vs. Wyoming, 2007
	3	Stevenson Sylvester	vs. Alabama, 2008
	3	Tevita Finau	vs. Oregon State, 2011
	3	Pita Taumoepeu	vs. Arizona State, 2016
	3	Bradlee Anae	vs. Arizona State, 2019
	3	Bradlee Anae	vs. Northern Illinois, 2019



Bradlee Anae, who played from 2016-19, broke the school records for sacks, sack yardage and tackles for loss yardage.



Individual Records

INFORMATION

HERE'S UTAH

2020 OUTLOOK

PLAYER BIOS

COACHES & STAFF

SERIES HISTORY

2019 IN REVIEW

BOWL HISTORY

RECORD BOOK

Season			
1.	18.5	Nate Orchard	2014
2.	15	Jimmy Bellamy	1991
3.	14.5	Hunter Dimick	2016
4.	14	Jeff Reyes	1983
5.	13	John Frank	1999
	13	Bradlee Anae	2019
7.	12	Steve Clark	1981
	12	Bronzell Miller	1994
9.	11	Kevin Polston	1985
10.	10	Jimmy Bellamy	1990
	10	John Frank	1998
	10	Garrett Smith	2000
	10	Hunter Dimick	2014

Career			
1.	30.0	Bradlee Anae	2016-19
2.	29.5	Hunter Dimick	2013-16
3.	27	John Frank	1996-99
4.	26	Filipo Mokofisi Sr.	1982-85
5.	25	Jeff Reyes	1980-83
	25	Jimmy Bellamy	1990-91
	25	Nate Orchard	2011-14
8.	21.5	Pita Taumoepenu	2013-16
9.	20	Steve Clark	1978-81
	20	Trevor Reilly	2009-13

SACK YARDAGE

Game			
1.	37	Hunter Dimick	vs. Arizona State, 2016
2.	31	Viliseni Fauonuku	vs. Colorado, 2015
3.	30	Peter Owens	vs. Hawaii, 1983
4.	29	Kevin Polston	vs. Utah State, 1985
	29	John Frank	vs. Boise State, 1999
	29	Tommy Hackenbruck	vs. Pittsburgh, 2004
	29	Tevita Finau	vs. Oregon State, 2011
8.	28	Jeff Reyes	vs. Hawaii, 1983
	28	Nate Orchard	vs. Stanford, 2014
	28	Pita Taumoepenu	vs. Arizona State, 2016

Season			
1.	118	Nate Orchard	2014
2.	114	Bronzell Miller	1994
3.	101	Jimmy Bellamy	1991
4.	91	Bradlee Anae	2019
5.	89	John Frank	1999



John Frank ranks second with 177 career sack yards from 1996-99.

6.	74	Pita Taumoepenu	2016
7.	73	Hunter Dimick	2016
8.	71	Jimmy Bellamy	1990
9.	68	Luther Elliss	1993
10.	66	Joe Clausi	1989

Career			
1.	210	Bradlee Anae	2016-19
2.	177	John Frank	1996-99
3.	172	Jimmy Bellamy	1990-91
4.	161	Pita Taumoepenu	2013-16
5.	158	Nate Orchard	2011-14
6.	153	Bronzell Miller	1993-94
7.	150	Hunter Dimick	2013-16
8.	144	Trevor Reilly	2009-13
9.	119	Luther Elliss	1991-94
10.	104	Jason Kaufusi	2000-02

MOST INTERCEPTIONS

Game			
1.	4	Frank Nelson	vs. Colorado, 1946
2.	3	Norm Thompson	vs. UTEP, 1970
	3	Eric Jacobsen	vs. Hawaii, 1987
	3	Eric Weddle	vs. San Diego State, 2006
	3	Robert Johnson	vs. Colorado State, 2009
6.	2	58 times	(Last: Julian Blackmon vs. West Virginia, 2017)

Season			
1.	8	C.D. Lowery	1964
2.	7	Gil Tobler	1948
	7	Norm Thompson	1970
	7	Eric Jacobsen	1987
	7	Eric Weddle	2006
6.	6	Gary Barker	1967
	6	Lawrence Eldracher	1972
	6	Bill Gompf	1979
	6	Erroll Tucker	1985
	6	LaVon Edwards	1988
	6	Ernest Boyd	1993
	6	Ernest Boyd	1994
	6	Kareem Leary	1994
	6	Harold Lusk	1995
	6	Harold Lusk	1996
	6	Andre Dyson	1999
	6	Jay Hill	1999
	6	Morgan Scalley	2004
	6	Robert Johnson	2009

Career			
1.	19	Harold Lusk	1993-96
2.	18	Eric Weddle	2003-06
3.	17	LaVon Edwards	1988-91
4.	15	Sean Knox	1987-90
5.	13	Jerry Pullman	1964-66
	13	Jeff Griffin	1977-80
	13	Reggie Richardson	1982-85
	13	Andre Dyson	1997-00
	13	Robert Johnson	2007-09
10.	12	Norm Thompson	1969-70
	12	Ernest Boyd	1993-94

INTERCEPTION RETURN YARDS

Game			
1.	130	Harold Lusk	vs. Colorado State, 1994
2.	127	Deshawn Richard	vs. San Diego State, 2008
3.	107	Erroll Tucker	vs. Utah State, 1985
4.	100	Jaylon Johnson	vs. Stanford, 2018
5.	99	Gary Barker	vs. BYU, 1967
6.	97	Paul Cook	vs. Oregon State, 1951
	97	Norm Thompson	vs. Wyoming, 1969
	97	Brandon Dart	vs. Oregon, 1995
9.	95	Bob Jenkins	vs. Wyoming, 1985
	95	Robert Johnson	vs. UNLV, 2009

Season			
1.	259	Norm Thompson	1969
2.	215	Erroll Tucker	1985
3.	184	Harold Lusk	1994
4.	183	Gary Barker	1967
5.	158	Conroy Black	2011
6.	151	Sean Smith	2008
7.	147	Jeff Griffin	1978
8.	140	Kareem Leary	1994
9.	139	Robert Johnson	2009
10.	138	Deshawn Richard	2008

Career			
1.	333	Harold Lusk	1993-96
2.	332	Norm Thompson	1969-70
3.	265	Jeff Griffin	1977-80
4.	230	Paul Cook	1951-53
5.	223	Erroll Tucker	1984-85
6.	203	Bill Gompf	1978-81
7.	190	Kareem Leary	1992, 94
8.	185	Gary Barker	1967-69
9.	172	Andre Dyson	1997-00
	172	Robert Johnson	2007-09

INTERCEPTION TOUCHDOWNS

Game			
1.	2	Erroll Tucker	vs. Utah State, 1985
	2	Eric Weddle	vs. San Diego State, 2006
	2	Deshawn Richard	vs. San Diego State, 2008
4.	1	69 times	(Last: Jaylon Johnson vs. Washington, 2019)

Season			
1.	3	Norm Thompson	1969
2.	3	Jeff Griffin	1978
	3	Erroll Tucker	1985
	3	Andre Dyson	2000
5.	2	David Walker	1970
	2	Kareem Leary	1994
	2	Jay Hill	1999
	2	Eric Weddle	2006
	2	Deshawn Richard	2008
10.	1	55 times	(Recent: Francis Bernard, 2019; Devin Lloyd, 2019; Jaylon Johnson, 2019)

Career			
1.	4	Andre Dyson	1997-00
2.	3	Norm Thompson	1969-70
	3	Jeff Griffin	1977-80
	3	Erroll Tucker	1984-85
	3	Eric Weddle	2003-06
6.	2	David Walker	1969-70
	2	Mark Anderson	1978-81
	2	Kareem Leary	1992, 94
	2	Harold Lusk	1993-96
	2	Jay Hill	1998-99
	2	Deshawn Richard	2007-08
	2	Dominique Hatfield	2013-16
	2	Tevin Carter	2014-15
	2	Chase Hansen	2015-18
	2	Jaylon Johnson	2017-19
	2	Julian Blackmon	2016-19

PASS BREAK UPS

Game			
1.	4	Erroll Tucker	vs. Air Force, 1984
	4	Clarence Fields	vs. Boise State, 1987
	4	Kareem Leary	vs. Colorado State, 1994
	4	Kareem Leary	vs. Arizona, 1994
	4	Clarence Lawson	vs. SMU, 1996
	4	Josh Savage	vs. Southern Mississippi, 2003
	4	Eric Weddle	vs. New Mexico, 2005
	4	Brice McCain	vs. New Mexico, 2007

Individual Records



Harold Lusk had 333 career interception return yards, including 130 in Utah's win at Colorado State in 1994. Both marks still stand as school records.

4	Sean Smith	vs. New Mexico, 2007
4	Reginald Porter	vs. Oregon State, 2015
4	Reginald Porter	vs. BYU, 2015

Season		
1.	17	Kareem Leary 1994
	17	Andre Dyson 1999
	17	Andre Dyson 2000
4.	14	LaVon Edwards 1991
5.	13	Sean Knox 1987
	13	Eric Rowe 2014
7.	12	Sean Knox 1989
	12	LaVon Edwards 1990
	12	Clarence Lawson 1996
	12	Eric Weddle 2005
	12	Keith McGill 2013

Career		
1.	47	Andre Dyson 1997-00
2.	42	Sean Knox 1987-90
	42	LaVon Edwards 1988-91
4.	34	Eric Rowe 2011-14
5.	27	Clarence Lawson 1994-97
6.	24	Jeff Griffin 1977-80
7.	23	Teneil Ethridge 1995-98
	23	Eric Weddle 2003-06
9.	22	Brice McCain 2005-08
10	21	Mark Swanson 1990-93
	21	Kareem Leary 1992-94
	21	Dominique Hatfield 2013-16
	21	Jaylon Johnson 2017-19

FUMBLES CAUSED		
Game		
1.	3	Trevor Reilly vs. BYU, 2011
2.	2	Kenneth Harris vs. Utah State, 1978
	2	Sharrieff Shah vs. Oregon State, 1991
	2	Mark Rexford vs. San Diego State, 1994
	2	Bronzell Miller vs. San Diego State, 1994
	2	Chad Kauha'aha'a vs. Wyoming, 1995

2	Jay Hill	vs. Washington State, 1999
2	Ryan Smith	vs. Air Force, 2004
2	Kyle Brady	vs. UCLA, 2006
2	Steve Tate	vs. Wyoming, 2006
2	Mike Wright	vs. TCU, 2009
2	Nate Orchard	vs. Stanford, 2013
2	Casey Hughes	vs. Arizona, 2017

Season		
1.	5	Eric Jacobsen 1987
	5	Bronzell Miller 1994
	5	Tommy Hackenbruck 2004
4.	4	Jeff Reyes 1983
	4	Filipo Mokofisi Sr. 1984
	4	Mark Rexford 1994
	4	Dave Revill 2003
	4	Eric Weddle 2003
	4	Trevor Reilly 2011
	4	Kylie Fitts 2015

Career		
1.	9	Eric Weddle 2003-06
2.	8	Arnold Parker 2000-03
	8	Trevor Reilly 2009-13
	8	Nate Orchard 2011-14
5.	7	Filipo Mokofisi Sr. 1982-85
	7	Bronzell Miller 1993-94
	7	Brian Blechen 2010-14
8.	6	Jeff Reyes 1980-83
	6	Eric Jacobsen 1984, 86-88
	6	Sharrieff Shah 1990-93
	6	Mark Rexford 1993-94
	6	Tommy Hackenbruck 2001-04
	6	Koa Misi 2007-09
	6	Bradlee Anae 2016-19

FUMBLES RECOVERED		
Game		
1.	3	William Lucas vs. Arizona State, 1972
	3	Kevin Robertson vs. Cal State-Fullerton, 1980

Season		
1.	6	Eric Jacobsen 1987
2.	5	John Huddleston 1975
	5	Jeff Griffin 1977
4.	4	Ron Small 1975
	4	Guy Morrell 1977
	4	Walt Kaufman 1977
	4	Jeff Lyall 1978
	4	Mark Blosch 1982
	4	Kevin Polston 1985
	4	Corey Dodds 2003
	4	Lewis Powell 2003
	4	Star Lotulelei 2012
	4	Gionni Paul 2015
	4	Stevie Tu'ikolovatu 2015
	4	Chase Hansen 2016
	4	Mika Tafua 2019

Career		
1.	9	Eric Jacobsen 1984-88
2.	8	John Huddleston 1974-75
	8	Walter Kaufman 1975-77
	8	Jeff Griffin 1977-80
5.	7	Guy Morrell 1975-78
6.	6	Leonard Marchese 1981-83
	6	Erroll Tucker 1984-85
	6	Lewis Powell 2001-03
	6	Eric Weddle 2003-06
	6	Trevor Reilly 2009-13

OPPONENT SINGLE GAME HIGHS

RUSHING YARDS			
1.	310	Tony Alford	Colorado State, 1989
2.	299	Bill Enyart	Oregon State, 1968
3.	249	Bobby Moore	Oregon, 1971
4.	246	Ron Dayne	Wisconsin, 1996
5.	241	Dee Dowis	Air Force, 1987
6.	232	Ka'Deem Carey	Arizona, 2013
7.	218	Nick Wilson	Arizona, 2014
8.	217	Fred Henry	New Mexico, 1971
9.	216	June Henley	Kansas, 1996
10.	214	Woody Green	Arizona State, 1971

PASSING YARDS			
1.	622	Jeremy Leach	New Mexico, 1989
2.	571	Marc Wilson	BYU, 1977
3.	565	Jim McMahon	BYU, 1981
4.	561	Tony Adams	Utah State, 1972
5.	528	Ryan Lindley	San Diego State, 2010
6.	510	Dan McGwire	San Diego State, 1989
7.	488	Connor Halliday	Washington State, 2013
8.	476	Drew Bledsoe	Washington State, 1992
9.	467	Brian Brohm	Louisville, 2007
10.	464	Mike Faful	UCLA, 2016

RECEIVING YARDS			
1.	259	Gordon Hudson	BYU 1981
2.	252	Terance Mathis	New Mexico, 1989
3.	232	Michael Pittman	USC, 2019
4.	224	Craig Clark	Utah State, 1972
5.	214	Blake Spence	Oregon, 1997
6.	212	Phillip Bobo	Washington State, 1992
7.	210	Brandin Cooks	Oregon State, 2013
8.	207	Cotie McMahon	Utah State, 1993
9.	200	Arnie Adkison	UTEP, 1987
10.	194	Chris Smith	BYU, 1989

KICKOFF RETURN YARDS			
1.	224	Roy Lewis	Cal State-Fullerton, 1983
2.	219	Jovon Bouknight	Wyoming, 2005
3.	178	Buddy Jackson	Pittsburgh, 2011
	178	Byron Marshall	Oregon, 2015
5.	169	Tim White	Arizona State, 2015
6.	165	Deonce Whitaker	San Jose State, 1998
7.	162	Shontrelle Johnson	Iowa State, 2010
8.	160	Ty Montgomery	Stanford, 2013
9.	149	Brandon Tate	North Carolina, 2005
10.	148	Len Ware	UNLV, 1999

PUNT RETURN YARDS			
1.	214	Dallas Davis	Colorado State, 1999
2.	138	Jim Sandusky	San Diego State, 1983
3.	126	Golden Richards	BYU, 1971
4.	124	Steve Holden	Arizona State, 1970
5.	120	Damon Gourdine	San Diego State, 1998
6.	116	Troy Hunter	Arizona, 1983
7.	105	Julius Curry	Michigan, 2002
8.	102	Michael Perry	Rice, 1996
	102	D'Shawn Jamison	Texas, 2019
10.	101	Dwayne Horton	Arizona, 1977

INTERCEPTION RETURN YARDS			
1.	122	Cameron Smith	USC, 2015

FUMBLE RETURN YARDS			
1.	100	Joe Walker	Oregon, 2014

INFORMATION
HERE'S UTAH
2020 OUTLOOK
PLAYER BIOS
COACHES & STAFF
SERIES HISTORY
2019 IN REVIEW
BOWL HISTORY
RECORD BOOK



Team Records

RUSHING

MOST CARRIES

Game	Player	Year
1.	74	San Diego State, 1983
2.	71	BYU, 1959
	71	UTEP, 1982
4.	69	UNLV, 1980
5.	68	UNLV, 1982
6.	66	Denver, 1952
	66	Idaho State, 1978
	66	UTEP, 1978
	66	Colorado State, 1981
	66	New Mexico, 1991

Season	Yards	Year
1.	674	1984
2.	624	1979
3.	613	1982
4.	591	2019
5.	577	1978
6.	571	2015
7.	570	2016
8.	565	2014
9.	563	2018
10.	558	1981

NET RUSHING YARDS

Game	Player	Year
1.	478	New Mexico, 1991
2.	452	Idaho, 1959
3.	448	UNLV, 1980
4.	436	UTEP, 1984
5.	432	New Mexico, 1969
6.	406	Montana State, 1951
7.	404	Weber State, 1984
8.	399	Northwestern, 1981
9.	386	Indiana, 2002
10.	382	Air Force, 2001



Joe Williams was the leading rusher on the 2016 team that averaged 4.88 yards per carry. Williams rushed for a school-record 332 yards against UCLA that season.

Season	Yards	Year
1.	3263	1984
2.	2870	979
3.	2833	2004
4.	2819	2019
5.	2782	2016
6.	2666	1982
7.	2644	1981
8.	2570	1959
9.	2568	1983
10.	2520	2018

NET RUSHING YARDS PER GAME

Season	Yards	Year
1.	271.92	1984
2.	257.00	1959
3.	256.8	1941
4.	250.60	1969
5.	249.60	1953
6.	242.36	1986
7.	240.36	1981
8.	239.17	1979
9.	236.08	2004
10.	233.45	1983

RUSHING TOUCHDOWNS

Game	Player	Year
1.	7	New Mexico, 1972
	7	UTEP, 1973
	7	UNLV, 1981
	7	Weber State, 1984
5.	6	Idaho State, 1994
	6	UNLV, 1999
	6	Weber State, 2013
8.	5	16 times (Last: UCLA, 2016)

Season	Touchdowns	Year
1.	36	2004
2.	34	1984
	34	2019
4.	27	1956
	27	1983
	27	1998
	27	2010
8.	26	1981
	26	2016
10.	25	1973
	25	1979
	25	2003

AVERAGE YARDS PER RUSH

Game (Min. 50 Rushes)	Player	Year
1.	7.24	New Mexico, 1991
2.	6.97	Weber State, 1984
3.	6.92	UTEP, 1984
4.	6.77	Indiana, 2002
5.	6.65	New Mexico, 1969
6.	6.50	UCLA, 2018
7.	6.49	UNLV, 1980
8.	6.42	UTEP, 1979
9.	6.14	Northwestern, 1981
10.	6.03	UTEP, 1973

Season	Yards	Year
1.	5.40	2004
2.	5.20	1941
3.	4.88	2016
4.	4.84	1984
5.	4.80	2001

6.	4.77	1983
	4.77	2019
8.	4.75	1969
9.	4.74	1981
10.	4.67	1963

PASSING

MOST ATTEMPTS

Game	Player	Year
1.	65	UTEP, 1988
2.	63	Illinois, 1988
3.	60	Air Force, 1988
4.	58	UTEP, 1986
	58	San Diego State, 1989
6.	56	Stanford, 1989
	56	BYU, 1992
8.	55	Utah State, 1972
	55	Idaho State, 1987
	55	Fresno State, 1989

Season	Attempts	Year
1.	556	1989
2.	543	1988
3.	525	1987
4.	451	1986
5.	449	1985
6.	433	1993
7.	427	2017
8.	415	2005
9.	414	2008
10.	408	2018

COMPLETIONS

Game	Player	Year
1.	41	UTEP, 1988
2.	40	UTEP, 1986
3.	37	Air Force, 1986
4.	36	Idaho State, 1987
	36	Air Force, 1988
5.	33	Illinois, 1988
	33	Hawaii, 1993
6.	32	6 times
		(Last: Colorado State, 2010)

Season	Completions	Year
1.	327	1988
2.	306	1987
3.	298	1989
4.	279	2008
5.	278	1993
6.	263	1986
7.	261	2017
8.	258	2005
9.	253	1985
10.	251	2018

PASS YARDS

Game	Player	Year
1.	631	Air Force, 1988
2.	520	Idaho State, 1988
3.	492	UTEP, 1986
4.	476	Air Force, 1986
	476	Kansas, 1996
6.	462	BYU, 1993
7.	461	Utah State, 1987
8.	459	Air Force, 1993
9.	453	UTEP, 1988
10.	451	Air Force, 1987

STREAKS

Longest Winning Streak	Length	Year(s)
18	Nov. 1, 2003-Sep. 10, 2005	
16	Nov. 29, 1928-Nov. 27, 1930	
16	Dec. 20, 2007-Sep. 12, 2009	
11	Oct. 15, 1904-Oct. 28, 1905	
9	Nov. 8, 1952-Oct. 24, 1953	
9	Dec. 23, 2009-Oct. 30, 2010	

Longest Bowl Win Streak	Length	Year(s)
9	1999-2009	

Home Win Streak	Length	Year(s)
26	Nov. 19, 1928-Oct. 13, 1934	
21	Sep. 15, 2007-Oct. 23, 2010	
11	Nov. 30, 1905-Nov. 14, 1908	
11	Sep. 27, 1947-Nov. 25, 1948	
11	Oct. 12, 2018-present	

Road/Neutral Win Streak	Length	Year(s)
11	Sep. 27, 2003-Jan. 1, 2005	
9	Dec. 20, 2007-Sep. 12, 2009	
7	Oct. 16, 1925-Dec. 18, 1926	
6	Oct. 26, 1929-Nov. 15, 1930	
6	Oct. 18, 1952-Oct. 10, 1953	

Longest Losing Streak	Length	Year(s)
9	Nov. 24, 1973-Nov. 2, 1974	
9	Nov. 16, 1985-Nov. 1, 1986	
8	Nov. 18, 1975-Sep. 26, 1976	

Home Losing Streak	Length	Year(s)
6	Sep. 25, 1954-Sep. 17, 1955	
5	Oct. 14, 1967-Sep. 28, 1968	
5	Nov. 24, 1973-Nov. 2, 1974	

Road/Neutral Losing Streak	Length	Year(s)
17	Dec. 1, 1973-Oct. 23, 1976	
9	Sept. 3, 1983-Sept. 29, 1984	

SCORING

Most Points Scored	Points	Year(s)
129	Oct. 28, 1905 vs. Ft. Douglas (129-0)	
107	Nov. 5, 1904 vs. Ft. Douglas (107-5)	

Most Points Scored (NCAA Games)	Points	Year(s)
97	Oct. 28, 1911 vs. Montana State (97-0)	
82	Sept. 22, 1973 vs. UTEP (82-6)	

Most Points Allowed	Points	Year(s)
70	Nov. 18, 1989 vs. BYU (70-31)	
67	Sept. 23, 1989 vs. Hawai'i (67-20)	

Largest Winning Margin*	Score	Year(s)
97	Nov. 28, 1911 vs. Montana State (97-0)	
79	Oct. 13, 1923 vs. Wyoming (79-0)	

Largest Losing Margin*	Score	Year(s)
64	Nov. 13, 1943, Colorado College (64-0)	
63	Oct. 23, 1920 vs. California (63-0)	

*vs. NCAA opponents

*vs. NCAA opponents

INFORMATION

HERE'S UTAH

2020 OUTLOOK

PLAYER BIOS

COACHES & STAFF

SERIES HISTORY

2019 IN REVIEW

BOWL HISTORY

RECORD BOOK

Team Records



Season		
1.	4355	1988
2.	4064	1989
3.	3891	1993
4.	3884	1987
5.	3534	2005
6.	3242	2017
7.	3199	1985
8.	3187	2019
9.	3178	2008
10.	3164	2004

INTERCEPTIONS

Game		
1.	9	Arizona State, 1975
2.	7	Colorado, 1953
3.	6	Iowa State, 1976
	6	UCLA, 2013
5.	5	Oregon, 1976
	5	Arizona, 1971
	5	Houston, 1971
	5	Arizona State, 1974
	5	BYU, 1983
	5	Colorado State, 1989
	5	BYU, 1991

Season		
1.	29	1971
2.	26	1972
3.	25	1949
	25	1975
5.	23	1973
	23	1985
7.	22	1987
8.	21	1967
	21	1968
	21	1974
	21	1989
	21	2013

TOUCHDOWN PASSES

Game		
1.	6	New Mexico, 1980
	6	UTEP, 1989
	6	UTEP, 1997
	6	Fresno State, 2014
5.	5	10 times (Last: Oregon, 2015)

Season		
1.	39	1989
2.	33	2004
3.	29	1988
	29	2008
5.	28	1994
6.	26	1987
	26	2005
7.	25	1986
	25	2006
9.	24	1999
	24	2010

COMPLETION PERCENTAGE

Game	(Min. 15 attempts)	
1.	.944, (17-18)	UTEP, 1997
2.	.870, (20-23)	New Mexico, 2010
3.	.846, (22-26)	Washington State, 2012
4.	.840, (21-25)	Colorado State, 1993
5.	.838, (31-37)	BYU, 2008
6.	.833, (20-24)	UNLV, 2006
	.833, (20-24)	Arizona, 2019

8.	.824, (28-34)	Wyoming, 1983
	.824, (14-17)	Oregon State, 2015
	.824, (14-17)	Colorado, 2019

Season		
1.	.7258	2019
2.	.6744	2004
3.	.6739	2008
4.	.643	1994
5.	.642	1993
6.	.636	2015
7.	.627	2012
8.	.623	2010
9.	.622	2005
10.	.619	2003

PASSING YARDS PER GAME

Season		
1.	395.91	1988
2.	338.67	1989
3.	324.25	1993
4.	323.67	1987
5.	294.50	2005
6.	287.00	1986
7.	278.27	1994
8.	266.58	1985
9.	263.7	2004
10.	261.64	1992

PASSING EFFICIENCY

Season		
1.	174.05	2019
2.	173.45	2004
3.	153.75	1957
4.	151.83	1993
5.	150.64	2008
6.	149.56	2005
7.	148.97	1994
8.	144.28	1996
9.	141.71	2003
10.	140.95	2010

MOST 200-YARD PASSING GAMES

Season		
1.	12	2005
2.	11	1988
	11	1989
	11	1993
	11	2008
6.	10	1985
	10	1986
	10	1987
	10	1994
	10	2009
	10	2017

MOST 300-YARD PASSING GAMES

Season		
1.	8	1987
	8	1988
3.	7	1989
	7	1993
5.	5	2005
6.	4	1985
	4	1992
	4	2004
	4	2008

MOST 400-YARD PASSING GAMES

Season		
1.	3	1988
	3	1993
3.	2	1986
	2	1987
	2	1989

MOST 500-YARD PASSING GAMES

Season		
1.	3	1988

MOST 600-YARD PASSING GAMES

Season		
1.	1	1988

TOTAL OFFENSE

NET YARDS

Game		
1.	703	Air Force, 1988
2.	669	North Carolina, 2004
3.	662	UTEP, 1988
4.	661	Wyoming, 1983
5.	648	Colorado State, 2010
6.	631	Idaho State, 1988
7.	629	BYU, 1993
8.	628	UTEP, 1994
	628	Weber State, 2013
9.	616	Colorado State, 1972
	616	New Mexico, 1986

Season		
1.	6006	2019
2.	5997	2004
3.	5815	1993
4.	5795	1988
5.	5676	2005
6.	5599	2016
7.	5541	2018
8.	5374	2017
9.	5293	1989
10.	5250	1987

TOTAL PLAYS

Game		
1.	101	New Mexico, 1986
2.	98	Utah State, 1972
3.	97	Texas A&M, 2003
	97	California, 2016
5.	96	Arizona, 1967
	96	Wyoming, 1995
7.	95	San Diego State, 1983
	95	UTEP, 1988
9.	93	Washington State, 1971
10.	91	9 times

Season		
1.	971	2018
2.	969	2016
3.	953	2017
4.	943	2014
5.	942	2007
6.	923	2015
7.	913	2008
8.	912	2019
9.	909	2005
10.	906	1993

TOTAL YARDS PER GAME

Season		
1.	526.82	1988
2.	499.75	2004
3.	484.58	1993
4.	473.00	2005
5.	448.27	1994
6.	441.08	1989
7.	437.50	1987
8.	430.70	2016
9.	430.50	1984
10.	429.18	1983

TOTAL YARDS PER PLAY

Game	(Min. 75 Plays)	
1.	8.68	Air Force, 1988
2.	8.37	UTEP, 1994
3.	8.26	Wyoming, 1983
4.	8.09	Idaho State, 1988
5.	7.88	Cal State-Fullerton, 1983
6.	7.78	North Carolina, 2004
7.	7.66	Texas A&M, 2004
8.	7.64	BYU, 1988
9.	7.62	Hawaii, 1993
	7.62	Weber State, 2018

Season		
1.	6.90	2004
2.	6.58	2019
3.	6.44	1988
4.	6.42	1993
5.	6.24	2005
6.	6.16	1996
7.	6.12	2010
8.	5.91	1987
9.	5.90	1994
10.	5.89	2018

KICKING

FIELD GOALS MADE

Game		
1.	6	Oregon, 2018
2.	5	BYU, 2009
3.	4	Colorado State, 1985
	4	Colorado State, 1988
	4	New Mexico, 1989
	4	Utah State, 1995
	4	Indiana, 2002
	4	Tulsa, 2006
	4	Michigan, 2008
	4	Iowa State, 2010
	4	Pittsburgh, 2011
	4	Michigan, 2014
	4	Indiana, 2016
	4	BYU, 2017
	4	San Jose State, 2017
	4	Stanford, 2018



Team Records

Season

1.	30	2017
2.	26	2018
3.	23	2014
	23	2015
5.	22	2008
6.	21	2009
	21	2016
8.	19	1985
	19	1987
	19	2007

FIELD GOALS ATTEMPTED

Game		
1.	6	Oregon, 2018
2.	5	BYU, 1969
	5	Wyoming, 1992
	5	Idaho, 1993
	5	BYU, 2009
	5	Michigan, 2014
7.	4	35 times (Last: USC, 2019)

Season

1.	35	2017
2.	31	2018
3.	28	1988
	28	2014
5.	27	1993
	27	2015
7.	26	2009
8.	25	2011
	25	2016
10.	24	2008

FIELD GOAL PERCENTAGE

Game (Min. 4 attempts)		
1.	1.000, (6-6)	Oregon, 2018
2.	1.000, (5-5)	BYU, 2009
3.	1.000, (4-4)	Colorado State, 1985
	1.000, (4-4)	Colorado State, 1988
	1.000, (4-4)	New Mexico, 1989
	1.000, (4-4)	Utah State, 1995
	1.000, (4-4)	Tulsa, 2006
	1.000, (4-4)	Michigan, 2008
	1.000, (4-4)	Iowa State, 2010
	1.000, (4-4)	Pittsburgh, 2011
	1.000, (4-4)	Indiana, 2016
	1.000, (4-4)	BYU, 2017
	1.000, (4-4)	San Jose State, 2017
	1.000, (4-4)	Stanford, 2018

Season (Min. 12 attempts)

1.	.917, (22-24)	2008
2.	.875, (14-16)	1987
3.	.864, (19-22)	2007
4.	.857, (30-35)	2017
5.	.852, (23-27)	2015
6.	.850, (17-20)	2013
7.	.842, (16-19)	2005
8.	.840, (21-25)	2016
9.	.838, (26-31)	2018
10.	.826, (19-23)	1985

EXTRA POINT PATS

Game		
1.	10	UTEP, 1973
	10	Weber State, 2013
3.	9	UNLV, 1981
	9	Wyoming, 1983

	9	Idaho State, 1994
	9	UNLV, 2004
	9	Colorado State, 2004
	9	San Diego State, 2008
9.	8	New Mexico, 1972
	8	Colorado State, 1972
	8	UTEP, 1997
	8	New Mexico, 2010
	8	San Jose State, 2010
	8	Iowa State, 2010
	8	Colorado State, 2010
	8	Idaho State, 2014
	8	Fresno State, 2014
	8	Oregon, 2015

Season

1.	71	2004
2.	57	2019
3.	56	2008
4.	55	2010
5.	50	1994
6.	47	2015
7.	45	1999
	45	2018
9.	44	2014
10.	43	2006
	43	2009
	43	2016

EXTRA POINT PAT ATTEMPTS

Game		
1.	12	UTEP, 1973
2.	10	Wyoming, 1983
	10	Weber State, 2013
4.	9	Colorado State, 1972
	9	UNLV, 1981
	9	Idaho State, 1994
	9	UNLV, 2004
	9	Colorado State, 2004
	9	San Diego State, 2008
10.	8	New Mexico, 1972
	8	UTEP, 1997
	8	New Mexico, 2010
	8	San Jose State, 2010
	8	Iowa State, 2010
	8	Colorado State, 2010
	8	Idaho State, 2014
	8	Fresno State, 2014
	8	Oregon, 2015

Season

1.	75	2004
2.	58	2019
3.	57	2008
4.	56	2010
5.	53	1994
6.	47	1973
	47	2015
8.	46	1999
9.	45	2014
	45	2018

PAT PERCENTAGE

Game (Min. 8 attempts)		
1.	1.000, (10-10)	Weber State, 2013
2.	1.000, (9-9)	UNLV, 1981
	1.000, (9-9)	Idaho State, 1994
	1.000, (9-9)	UNLV, 2004
	1.000, (9-9)	Colorado State, 2004
	1.000, (9-9)	San Diego State, 2008

7.	1.000, (8-8)	New Mexico, 1972
	1.000, (8-8)	UTEP, 1997
	1.000, (8-8)	New Mexico, 2010
	1.000, (8-8)	San Jose State, 2010
	1.000, (8-8)	Iowa State, 2010
	1.000, (8-8)	Colorado State, 2010
	1.000, (8-8)	Idaho State, 2014
	1.000, (8-8)	Fresno State, 2014
	1.000, (8-8)	Oregon, 2015

Season

1.	1.000 (47-47)	2015
	1.000 (45-45)	2018
	1.000 (43-43)	2006
	1.000 (43-43)	2016
	1.000 (42-42)	1984
	1.000 (41-41)	2013
	1.000 (40-40)	1985
	1.000 (40-40)	2017
	1.000 (37-37)	1981
	1.000 (37-37)	1996
	1.000 (31-31)	1986
	1.000 (31-31)	1989
	1.000 (13-13)	1975

PUNTING

MOST PUNTS


Game		
1.	13	Pacific, 1949
2.	12	Wyoming, 1966
3.	11	Oregon, 1946
	11	Wyoming, 1949
	11	Washington State, 1968
	11	Arizona State, 1974
	11	New Mexico, 1981
	11	Oregon, 1991
	11	Oregon State, 2007
	11	Utah State, 2012
	11	BYU, 2013

Season

1.	86	1979
2.	80	1974
	80	2014
4.	79	1940
5.	78	1967
6.	76	1968
	76	2013
8.	74	2007
9.	73	1990
10.	71	1975
	71	2009

PUNT YARDS

Game		
1.	526	Utah State, 2012
2.	486	BYU, 2013
3.	471	Washington State, 1968
4.	458	Oregon State, 2007
5.	455	Arizona State, 2013
6.	454	Wyoming, 1987
7.	434	BYU, 1979
8.	432	Washington State, 1971
9.	431	Iowa State, 1975
10.	428	New Mexico, 1981



Joe Phillips made five field goals against BYU in 2009 for the second-best single-game mark in school history.

Season

1.	3736	2014
2.	3300	2013
3.	3285	1979
4.	3269	1971
5.	3231	2007
6.	3061	2011
7.	3053	2016
8.	3044	1968
9.	3027	1974
10.	2990	1977

PUNT AVERAGE

Game (Min. 5 Punts)		
1.	57.57	Idaho, 1950
2.	55.50	Southern Utah, 2016
3.	55.40	Fresno State, 2014
4.	54.14	Wyoming, 1970
5.	53.67	Washington, 2016
6.	53.20	Arizona State, 1971
7.	52.67	UNLV, 2007
8.	51.86	San Jose State, 1969
9.	51.60	BYU, 2010
10.	51.13	Iowa State, 1970

Season

1.	47.95	2015
2.	47.70	2016
	46.70	1971
4.	46.70	2014
5.	45.66	1970
6.	44.30	1950
7.	44.03	2006
8.	43.97	1977
9.	43.88	2017
10.	43.73	2011

Team Records



RETURNS KICK/PUNT

MOST KICKOFF RETURNS

Game	Value	Year
1.	11	Oregon State, 1951
	11	Ohio State, 1986
	11	San Diego State, 1990
4.	10	UCLA, 1973
	10	TCU, 2009
5.	9	8 times (Last: Oregon, 2014)

Season	Value	Year
1.	69	1989
2.	63	1974
3.	62	1986
4.	55	1987
5.	53	1973
	53	2009
7.	52	1976
8.	50	1971
	50	1972
10.	48	1988

KICKOFF RETURN YARDS

Game	Value	Year
1.	282	New Mexico, 2003
2.	255	San Diego State, 1990
3.	241	Oregon State, 1951
	241	Ohio State, 1986
5.	230	California, 2012
6.	223	BYU, 1998
7.	218	Oregon, 2014
8.	211	Texas Tech, 1972
9.	205	UTEP, 1967
10.	202	New Mexico, 1989

Season	Value	Year
1.	1388	1989
2.	1210	1986
3.	1206	1974
4.	1188	2009
5.	1181	1971
6.	1137	1987
7.	1105	1972
8.	1100	2010
9.	1060	1973
10.	1053	1976

KICKOFF RETURN AVERAGE

Game (Min. 6 returns)	Value	Year
1.	37.17	BYU, 1998
2.	35.25	New Mexico, 2003
3.	34.17	UTEP, 1967
4.	29.67	BYU, 1985
5.	28.29	Arizona State, 1981
6.	27.00	Hawaii, 1988
7.	26.50	California, 2011
8.	25.71	Houston, 1971
9.	25.33	BYU, 1986
10.	25.25	New Mexico, 1989

Season	Value	Year
1.	28.24	2003
2.	27.06	1998
3.	26.20	2004
4.	25.90	2012
5.	25.84	1981
6.	25.52	1982
7.	24.22	1999
8.	23.91	2010
9.	23.90	1948
10.	23.74	2014

MOST PUNT RETURNS

Game	Value	Year
1.	10	Utah State, 1949
2.	9	Idaho State, 1978
	9	Utah State, 1989
	9	Colorado State, 1999
5.	8	Utah State, 1995
	8	UNLV, 1999
	8	BYU, 1999
8.	7	7 times

Season	Value	Year
1.	49	2000
2.	45	1969
3.	42	2009
4.	41	1994
5.	39	1957
6.	37	1968
7.	36	2006
	36	2016
9.	35	1991
	35	1993
	35	2004
	35	2010

PUNT RETURN YARDS

Game	Value	Year
1.	207	Wyoming, 1973
2.	169	Utah State, 1949
3.	163	New Mexico, 1999
4.	156	Iowa State, 2010
5.	144	UNLV, 1999
	144	New Mexico, 2010
7.	140	UTEP, 1972
8.	135	Utah State, 2007
9.	128	UNLV, 2010
10.	126	Weber State, 2013

Season	Value	Year
1.	656	1973
2.	654	1999
3.	616	2010
4.	453	2000
5.	448	1968
6.	446	1967
7.	436	2007
8.	421	1957
9.	417	1972
10.	406	1985

PUNT RETURN AVERAGE

Game (Min. 5 Returns)	Value	Year
1.	34.50	Wyoming, 1973
2.	28.80	New Mexico, 2010
3.	26.00	Iowa State, 2010
4.	25.60	UNLV, 2010
5.	23.60	Wyoming, 2010
6.	21.60	UTEP, 1992
7.	21.00	Weber State, 2013
8.	20.25	Arizona State, 1973
9.	19.17	BYU, 1968
	19.17	Utah State, 1987

Season	Value	Year
1.	23.43	1973
2.	23.00	2002
3.	20.30	1985
4.	17.60	2010
5.	16.50	1951
6.	16.00	1999
7.	13.79	2014
8.	13.12	1967
9.	12.82	2007
10.	12.11	1968

ALL-PURPOSE YARDS

Plays	Value	Year
1.	109	Arizona, 1967
	109	Utah State, 1972
3.	105	Washington State, 1971
4.	104	New Mexico
5.	103	UNLV, 1980
	103	San Diego State, 1983
7.	102	San Jose State, 1969
8.	101	Idaho State, 1987
9.	101	UTEP, 1988
10.	100	2 times

Season	Value	Year
1.	883	2007
2.	876	2016
3.	875	2018
4.	874	2019
5.	867	2008
	867	2015
7.	865	2014
8.	863	1984
9.	847	2017
10.	842	2009

YARDS

Game	Value	Year
1.	1026	Iowa State, 2010
2.	849	Colorado State, 1972
	849	Air Force, 1988
4.	831	Utah State, 1987
5.	806	UNLV, 1981
	806	Weber State, 2013
7.	792	UNLV, 1980
8.	776	UTEP, 1973
9.	775	San Diego State, 2004
10.	771	Idaho State, 2014

Season	Value	Year
1.	7444	2004
2.	7136	1988
3.	6967	2010
4.	6898	1993
5.	6896	1989
6.	6833	2005
7.	6810	2009
8.	6704	2019
9.	6653	2016
10.	6636	1987

YARDS PER GAME

Season	Value	Year
1.	648.73	1988
2.	620.33	2004
3.	574.83	1993
4.	574.67	1989
5.	569.42	2005
6.	553.00	1987
7.	551.45	1986
8.	535.92	2010
9.	531.09	1981
10.	526.18	1994

FIRST DOWNS

Total First Downs	Value	Year
1.	39	UTEP, 1988
2.	37	New Mexico, 1986
3.	37	Utah State, 1988
4.	35	UTEP, 1986
	35	North Carolina, 2004
6.	33	Idaho State, 1987
7.	32	Wyoming, 1983
	32	Air Force, 1986
9.	31	Hawaii, 1992
	31	Wyoming, 1995
	31	Georgia Tech, 2005



The 1984 team, behind Utah's No. 2 all-time leading rusher Eddie Johnson, set the eighth-best mark for most all-purpose plays in a season (863).

INFORMATION
HERE'S UTAH
2020 OUTLOOK
PLAYER BIOS
COACHES & STAFF
SERIES HISTORY
2019 IN REVIEW
BOWL HISTORY

RECORD BOOK



Team Records

INFORMATION

HERE'S UTAH

2020 OUTLOOK

PLAYER BIOS

COACHES & STAFF

SERIES HISTORY

2019 IN REVIEW

BOWL HISTORY

RECORD BOOK

Season		
1.	305	1988
	305	2004
3.	301	2019
4.	299	2017
5.	291	1993
6.	285	2016
7.	284	2018
8.	282	2008
9.	275	1987
10.	274	2005

RUSHING

Game		
1.	25	New Mexico, 1991
2.	24	Indiana, 2002
3.	22	Colorado State, 1953
	22	UTEP, 1984
5.	20	Northwestern, 1981
6.	19	8 times

Season		
1.	173	1984
2.	148	1982
3.	147	2019
4.	145	2004
5.	144	2016
6.	142	1953
7.	138	1981
8.	136	2015
	136	2018
10.	134	1959

PASSING

Game		
1.	25	UTEP, 1988
2.	24	UTEP, 1986
3.	23	Air Force, 1988
4.	22	Utah State, 1988
5.	21	New Mexico, 1975
	21	Air Force, 1986
	21	Georgia Tech, 2005
8.	20	UTEP, 1994
	20	San Diego State, 1995
	20	San Diego State, 2005

Season		
1.	192	1988
2.	170	1993
3.	165	1989
4.	164	1987
5.	154	2008
6.	150	1986
	150	2005
8.	148	1994
9.	136	2004
	136	2017

PENALTY

Game		
1.	7	Colorado State, 1988
2.	6	USC, 2019
3.	5	San Jose State, 1969
	5	Oregon State, 1970
	5	Arizona State, 1973
	5	BYU, 1973
	5	BYU, 1974
	5	UTEP, 1976
	5	New Mexico, 1977

5	BYU, 1987
5	Fresno State, 1992
5	UNLV, 2004
5	San Diego State, 2004
5	Arizona, 2011
5	Washington State, 2018
5	Arizona State, 2019

Season		
1.	30	2017
2.	29	1976
	29	2019
4.	28	1977
5.	25	2015
6.	24	1980
	24	1989
	24	2004
	24	2011
10.	23	2016

PENALTIES

PENALTIES

Game		
1.	21	Utah State, 1983
2.	18	Colorado State, 1978
3.	16	UNLV, 1980
	16	USC, 2019
5.	15	New Mexico, 1967
	15	Wyoming, 1977
	15	Utah State, 1989
	15	Utah State, 1994
	15	Fresno State, 1999
	15	Michigan, 2008

Season		
1.	112	1985
2.	111	1989
	111	1991
4.	107	1981
5.	105	1980
6.	103	2019
7.	102	1978
	102	1987
9.	101	2009
10.	98	1979

PENALTY YARDS

Game		
1.	191	Colorado State, 1978
2.	187	Weber State, 1978
3.	179	Colorado State, 2003
4.	174	Wyoming, 1977
5.	171	Utah State, 1983
6.	158	Utah State, 1980
7.	152	New Mexico, 1967
	152	Colorado State, 1977
9.	151	Fresno State, 1999
10.	150	Wyoming, 1985

Season		
1.	1126	1977
2.	1095	1978
3.	1065	1980
4.	999	1991
5.	985	1985
6.	983	1987
7.	977	1981
8.	912	1979
9.	902	1989
10.	900	2009

PENALTY YARDS PER GAME

Season		
1.	102.36	1977
2.	99.55	1978
3.	96.82	1980
4.	88.82	1981
5.	83.25	1991
6.	82.08	1985
7.	81.92	1987
8.	76.00	1979
9.	75.17	1989
10.	72.82	1990

FUMBLES

FUMBLES

Game		
1.	10	San Jose State, 1969
2.	9	Colorado State, 1947
	9	Colorado, 1947
	9	Arizona, 1952
	9	Arizona State, 1953
	9	Texas A&M, 2003
7.	8	Arizona State, 1972
	8	Arizona State, 1973
	8	Wyoming, 1974
10.	7	7 times (Last: Colorado, 2015)

Season		
1.	45	1972
2.	42	1958
	42	1974
4.	41	1973
5.	40	1949
	40	1954
	40	1959
8.	38	1978
	38	2003
10.	35	1957

FUMBLES LOST

Game		
1.	6	Colorado St, 1947
	6	Arizona, 1952
	6	Montana, 1961
	6	San Jose State, 1969
5.	5	BYU, 1970
	5	Arizona, 1973
	5	San Diego State, 1980
8.	4	16 times
		(Last: Northwestern, 2018)



Receiver Carl Harry helped the 1988 Utes earn 305 first downs, which is tied for the school's best single-season mark.

Season		
1.	33	1974
2.	27	1978
3.	23	1973
4.	22	1954
	22	1958
	22	1959
	22	1969
	22	1970
9.	21	1961
	21	1964
	21	1975

FUMBLES BOTH TEAMS

Game		
1.	18	Arizona State, 1972
2.	16	Arizona State, 1973
3.	15	San Jose State, 1969
	15	Wyoming, 1972
5.	14	BYU, 1972
	14	Wyoming, 1983
	14	Texas A&M, 2003
8.	13	Colorado State, 1971
	13	Wyoming, 1971
	13	Oregon, 1975
	13	Hawaii, 1989

FUMBLES LOST BOTH TEAMS

Game		
1.	11	Arizona State, 1972
2.	10	San Jose State, 1969
	10	Arizona State, 1973
4.	9	Louisiana State, 1974
	9	UTEP, 1976
	9	Oklahoma, 1977
7.	8	5 times

Team Records



SCORING

POINTS

Game	Points	Year
1.	129	Fort Douglas, 1905
2.	107	Fort Douglas, 1904
3.	105	Idaho College, 1923
4.	97	Montana State, 1911
5.	89	Fort Douglas, 1913
6.	82	UTEP, 1973
7.	79	Wyoming, 1923
8.	75	Wyoming, 1908
9.	72	Wyoming, 1930
10.	70	Wyoming, 1915
	70	Weber State, 2013

Season	Points	Year
1.	540	2004
2.	480	2008
3.	452	2019
4.	430	2010
5.	426	1994
6.	407	2014
7.	405	1985
8.	399	1988
9.	398	2015
10.	393	2018

POINTS PER GAME

Season	Points Per Game	Year
1.	45.33	2004
2.	42.50	1930
3.	37.63	1904
4.	36.92	2008
5.	36.27	1988
6.	35.50	1994
7.	34.43	1923
8.	33.75	1985
9.	33.44	1931
10.	33.08	2010

1ST QUARTER POINTS (SINCE 1968)

Game	Points	Year
1.	35	BYU, 2015
2.	28	San Jose State, 1969
	28	Wyoming, 1983
	28	UTEP, 1997
	28	UNLV, 2004
6.	24	UTEP, 1981
7.	22	Idaho State, 1978
8.	21	15 times
		(Last: Oregon State, 2019)

Season	Points	Year
1.	151	2004
2.	120	2009
	120	2015
4.	106	2014
5.	96	1972
	96	2008
	96	2013
8.	95	1993
9.	92	1991
10.	90	2018

2ND QUARTER POINTS (SINCE 1968)

Game	Points	Year
1.	35	Weber State, 2013
2.	31	Iowa State, 2010
3.	30	Wyoming, 2007
4.	28	Colorado State, 1971
	28	Weber State, 1984
	28	UTEP, 1994
	28	San Jose State, 2010
8.	27	New Mexico, 1971
9.	24	UTEP, 1976
	24	UTEP, 1985
	24	San Diego State, 2004
	24	Air Force, 2005
	24	UNLV, 2006
	24	San Diego State, 2009
	24	Washington, 2015

Season	Points	Year
1.	190	2004
2.	162	2010
3.	152	2008
4.	151	2019
5.	133	2006
6.	132	2005
7.	127	1988
8.	126	1994
9.	121	2007
10.	120	2017

3RD QUARTER POINTS (SINCE 1968)

Game	Points	Year
1.	28	Idaho State, 1988
	28	New Mexico, 2010
	28	Oregon, 2015
4.	24	UNLV, 1981
	24	New Mexico, 1985
	24	Idaho State, 1994
7.	22	Colorado State, 1994
8.	21	15 times (Last: UCLA, 2018)

Season	Points	Year
1.	135	2004
2.	121	1999
3.	118	2019
4.	116	1988
5.	111	1994,
	111	2010
7.	109	2018
8.	102	2005
9.	101	1981
10.	99	1989

4TH QUARTER POINTS (SINCE 1968)

Game	Points	Year
1.	29	Utah State, 1988
2.	28	Arizona, 1972
	28	San Diego State, 2008
4.	27	Arizona State, 1985
5.	24	BYU, 2011
6.	22	Arizona State, 1972
	22	Rice, 1976
	22	Washington State, 1985
	22	Air Force, 1988
	22	Utah State, 1992
	22	BYU, 1992
	22	Colorado, 2012

Season	Points	Year
1.	141	1993
2.	135	1985
3.	125	2008
4.	124	1973
5.	116	2003
6.	115	1988
	115	1994
8.	112	2016
9.	111	1984
10.	107	1972

OVERTIME POINTS (1 OT UNLESS NOTED)

Game	Points	Year
1.	22	Air Force (3OT), 2003
2.	13	Oregon State (2OT), 2014
	13	Stanford (2OT), 2014
4.	7	UTEP, 1998
	7	New Mexico (2OT), 2002
	7	BYU, 2005
	7	Air Force, 2009
8.	6	San Diego State, 1998
	6	Georgia Tech, 2011
10.	3	TCU, 2005
	3	BYU, 2009
	3	Pittsburgh, 2010
	3	Washington State, 2011
	3	Oregon State, 2013
	3	Arizona (2OT), 2015

Season	Points	Year
1.	26	2014
2.	22	2003
3.	13	1998
4.	10	2005
	10	2009
6.	9	2011
7.	7	2002
8.	3	2010
	3	2013
	3	2015

1ST HALF POINTS (SINCE 1968)


Game	Points	Year
1.	49	Weber State, 2013
2.	48	Wyoming, 1983
3.	42	UTEP, 1973
	42	UTEP, 1997
	42	UNLV, 2004
	42	Colorado State, 2004
7.	41	Utah State, 2004
	41	Iowa State, 2004
9.	40	Wyoming, 2007
10.	38	UTEP, 1994
	38	San Diego State, 2009

Season	Points	Year
1.	341	2004
2.	248	2008
3.	234	2019
4.	229	2015
5.	220	2009
6.	219	2010
7.	206	2014
8.	204	2005
9.	200	1994
10.	199	1998

2ND HALF POINTS (SINCE 1968)

Game	Points	Year
1.	45	UNLV, 1981
	45	Idaho State, 1994
3.	40	UTEP, 1973
	40	BYU, 2011
5.	36	UTEP, 1989
	36	Colorado State, 1994
7.	35	Colorado State, 1972
	35	Wyoming, 1991
	35	New Mexico, 2010
	35	Colorado State, 2010
	35	Oregon State, 2013
	35	Oregon, 2015
	35	BYU, 2018

Season	Points	Year
1.	231	1988
2.	226	1994
3.	219	1999
4.	218	1985
	218	2019
6.	214	1993
7.	208	2010
8.	204	2016
9.	203	2004
10.	201	2008



Fred Graves was the leading receiver on the 1971 team that scored 28 points in the second quarter against Colorado State, which is tied for the fourth-best mark in school history. Graves later became an assistant coach at Utah, spending 19 years on the Ute staff from 1982-2000. He coached in the NFL from 2001-16.

INFORMATION
HERE'S UTAH
2020 OUTLOOK
PLAYER BIOS
COACHES & STAFF
SERIES HISTORY
2019 IN REVIEW
BOWL HISTORY
RECORD BOOK



Team Records

INFORMATION

HERE'S UTAH

2020 OUTLOOK

PLAYER BIOS

COACHES & STAFF

SERIES HISTORY

2019 IN REVIEW

BOWL HISTORY

RECORD BOOK

LARGEST WINNING MARGIN

Game	Score	Year
1.	129	Fort Douglas, 1905
2.	102	Fort Douglas, 1904
	102	Idaho College, 1923
4.	97	Montana State, 1911
5.	83	Fort Douglas, 1913
6.	79	Wyoming, 1923
7.	76	UTEP, 1973
8.	75	Wyoming 1908
9.	82	Wyoming, 1930
10.	66	Denver, 1912
	66	Montana State, 1919
	66	Idaho State, 1994

Season	Points	Year
1.	320	1930
2.	310	2004
3.	270	1931
4.	263	1904
5.	256	2008
6.	242	2019
7.	216	1994
8.	202	2010
9.	196	1929
10.	193	1923

BIGGEST DEFICIT OVERCOME FOR WIN

Game	Score	Year
1.	27	Arizona, 1972 (0-27 to 28-27)
	27	New Mexico, 1990 (0-27 to 29-27)
3.	20	BYU, 2018 (0-20, 7-27 to 35-27)
4.	17	Air Force, 1984 (0-17 to 28-17)
	17	San Diego State, 2010 (3-20 and 10-27 to 38-34)
6.	16	BYU, 1978 (0-16 to 23-22)
	16	Colorado State, 1987 (7-23 to 24-23)
8.	15	Arizona State, 1969 (0-15 to 24-23)
	15	New Mexico, 1973 (20-35 to 36-35)
	15	Wyoming, 1991 (14-29 to 57-42)

DEFENSE

MOST POINTS ALLOWED

Game	Points	Year
1.	70	BYU, 1989
2.	67	Hawaii, 1989
3.	66	UCLA, 1973
	66	San Diego State, 1990
5.	64	Colorado College, 1943
	64	Ohio State, 1986
7.	63	California, 1920
8.	62	Oklahoma, 1977
9.	61	Oregon State, 1951
	61	Wyoming, 1988

Season	Points	Year
1.	524	1989
2.	444	1986
3.	396	1993
4.	379	1977
5.	362	1987
6.	361	1976
7.	357	1988
8.	354	1973
9.	348	1990
10.	343	1985

MOST POINTS ALLOWED PER GAME

Season	Points	Year
1.	43.67	1989
2.	42.43	1943
3.	40.36	1986
4.	34.45	1977
5.	32.82	1976
6.	32.45	1988
7.	31.64	1990
8.	31.45	1972
9.	30.55	1974
10.	30.46	1993

1ST QUARTER POINTS (SINCE 1968)

Game	Points	Year
1.	31	Oklahoma, 1977
	31	Air Force, 1990
3.	28	New Mexico, 1977
	28	San Diego State, 1987
	28	BYU, 1989
6.	22	Hawaii, 1989
7.	21	11 times (last UCLA, 2016)

Season	Points	Year
1.	146	1989
2.	132	1977
3.	113	1992
4.	105	1987
5.	99	1993
6.	98	1986
7.	95	2016
8.	93	1990
9.	86	1973
	86	2013

2ND QUARTER POINTS (SINCE 1968)

Game	Points	Year
1.	29	Arizona State, 1968
2.	28	New Mexico, 1970
	28	Arizona State, 1972
	28	San Diego State, 1990
5.	27	BYU, 1973
6.	24	TCU, 2009
	24	Oregon, 2014
8.	21	14 times (last USC, 2015)

Season	Points	Year
1.	131	1987
2.	130	1989
3.	119	1990
4.	116	1976
5.	114	1973
	114	1979
7.	107	1975
8.	103	2014
9.	96	1985
	96	1988

3RD QUARTER POINTS (SINCE 1968)

Game	Points	Year
1.	28	New Mexico, 2003
	28	Northwestern, 2018
3.	24	Hawaii, 1988
4.	23	Arizona State, 1968
5.	21	8 times (last BYU, 2005)

Season	Points	Year
1.	157	1986
2.	114	1989
3.	108	1988
4.	101	1976
5.	98	1975
6.	91	1993
7.	81	1974
8.	80	2011
9.	79	2010
	79	2018

4TH QUARTER POINTS (SINCE 1968)

Game	Points	Year
1.	28	Florida, 1977
2.	24	San Diego State, 1990
	24	Oregon, 2014
4.	23	UTEP, 1982
	23	Wyoming, 1999
6.	21	14 times (last Fresno State, 2015)

Season	Points	Year
1.	134	1977
	134	1989
3.	112	1993
4.	107	1971
	107	1985
6.	106	2014
7.	104	1974
	104	2017
9.	102	1972
10.	100	1986

1ST HALF POINTS (SINCE 1968)

Game	Points	Year
1.	49	BYU, 1989
2.	45	Arizona State, 1972
	45	San Diego State, 1987
	45	Air Force, 1990
5.	42	UCLA, 1973
	42	San Diego State, 1990
7.	41	Oklahoma, 1977
8.	39	Hawaii, 1989
9.	38	TCU, 2009
10.	35	BYU, 1981
	35	BYU, 1983
	35	BYU, 1990
	35	Nebraska, 1992

Season	Points	Year
1.	276	1989
2.	236	1987
3.	212	1977
	212	1990
5.	200	1973
6.	193	1992
	193	1993



Utah's defense, led by Tenny Palepoi, held Washington State to minus-4 yards rushing in 2012 for the fifth-best effort in school history.

8.	187	1986
9.	185	1975
10.	174	1976

2ND HALF POINTS (SINCE 1968)

Game	Points	Year
1.	37	Wyoming, 1999
2.	35	BYU, 1980
	35	New Mexico, 1985
4.	34	Nebraska, 1980
	34	San Diego State, 1993
6.	33	Ohio State, 1986
7.	31	Air Force, 1986
	31	Hawaii, 1988
	31	San Diego State, 1989
	31	New Mexico, 2003
	31	BYU, 2005

Season	Points	Year
1.	257	1986
2.	248	1989
3.	203	1993
4.	185	1974
	185	1985
6.	182	1988
7.	173	1980
8.	171	1972
9.	169	1971
10.	167	1977
	167	2017

Team Records



OVERTIME POINTS (1 OT UNLESS NOTED)

Game	Points	Year
1.	20	Air Force (3OT), 2003
2.	14	New Mexico (2OT), 2002
3.	10	Stanford (2OT), 2014
4.	7	San Diego State, 1998
	7	Utah State, 2012
	7	Oregon State (2OT), 2014
7.	6	TCU, 2005
	6	BYU, 2009
	6	Oregon State, 2013
10.	3	Georgia Tech, 2011
	3	Arizona State, 2014

Season	Points	Year
1.	20	2003
	20	2014
3.	14	2002
4.	10	2015
5.	7	1998
	7	2012
7.	6	2005
	6	2009
	6	2013
10.	3	2011

LARGEST LOSING MARGIN

Game	Margin	Year
1.	-64	Colorado College, 1943
2.	-63	California, 1920
3.	-60	Fort Warren, 1943
4.	-58	Ohio State, 1986
5.	-55	Tulsa, 1943
6.	-54	Colorado, 1951
7.	-52	San Diego State, 1990
8.	-51	USC, 1917
9.	-50	UCLA, 1973
	-50	BYU 1980

Season	Margin	Year
1.	-259	1943
2.	-221	1974
3.	-200	1975
4.	-167	1977
5.	-166	1986
6.	-159	1989
7.	-134	1990
8.	-116	1976
9.	-95	1920
10.	-72	1968

FEWEST RUSHING PLAYS

Game	Plays	Year
1.	13	Washington State, 2012
	13	Washington State, 2018
3.	14	California, 2016
	14	Washington State, 2019
5.	16	Louisville, 2007
	16	UCLA, 2016
7.	17	BYU, 1995
	17	Washington State, 2017
9.	18	Washington State, 2013
10.	19	Arizona State, 1964
	19	BYU, 1982
	19	Idaho State, 1987
	19	Wyoming, 1995
	19	San Diego State, 2008
	19	Colorado State, 2014

Season	Plays	Year
1.	344	1998
2.	377	2019
3.	398	1964
4.	405	1981
5.	410	1994
6.	415	2008
	415	2012
8.	422	2011
9.	424	1995
10.	425	1999

FEWEST RUSHING YARDS

Game	Yards	Year
1.	Minus 69	Portland State, 1981
2.	Minus 15	Denver, 1952
3.	Minus 13	UNLV, 1981
4.	Minus 11	UTEP, 1973
5.	Minus 4	Washington State, 2012
6.	0	Washington State, 2018
7.	9	New Mexico, 1990
8.	10	Idaho State, 1994
9.	11	BYU, 2011
10.	12	Weber State, 1978
	12	Colorado State, 2014

Season	Yards	Year
1.	995	1981
2.	1071	1998
3.	1145	2019
4.	1163	1994
5.	1264	1964
6.	1289	2008
7.	1383	1966
8.	1384	2006
9.	1404	1978
	1404	2018

FEWEST RUSHING TOUCHDOWNS

Season	Touchdowns	Year
1.	5	1964
2.	7	1969
	7	2011
4.	8	1960
5.	9	1998
	9	2010
	9	2019
8.	10	1995
	10	1999
	10	2008

FEWEST PASS ATTEMPTS

Game	Attempts	Year
1.	0	Colorado, 1958
2.	2	Wyoming, 1976
3.	3	Colorado State, 1946
	3	Montana, 1954
	3	Air Force, 1988
	3	Air Force, 1991
	3	Rice, 1996
8.	4	Oregon State, 1968
9.	6	4 times

Season	Attempts	Year
1.	137	1963
2.	145	1958
3.	147	1957
	147	1960
5.	149	1953

6.	152	1961
7.	156	1962
8.	161	1956
	161	1959
10.	166	1954

FEWEST COMPLETIONS

Game	Completions	Year
1.	0	Colorado State, 1946
	0	Montana, 1954
	0	Colorado, 1958
	0	Wyoming, 1960
	0	Wyoming, 1961
	0	UTEP, 1964
	0	Oregon St, 1968
8.	1	7 times

Season	Completions	Year
1.	60	1957
2.	62	1963
3.	63	1954
	63	1960
5.	65	1961
6.	67	1953
7.	68	1959
8.	71	1958
9.	74	1952
10.	75	1956

WORST COMPLETION PERCENTAGE

Game	Percentage	Year
1.	0.056 (1-18)	BYU, 1963
2.	0.059 (1-17)	Hawaii, 1947
3.	0.125 (2-16)	Utah State, 1949
4.	0.158 (3-19)	Arizona, 1949
5.	0.167 (3-18)	BYU, 1948
6.	0.174 (4-23)	Arizona, 1948
7.	0.190 (4-21)	Hawaii, 1992
8.	0.200 (3-15)	UTEP, 1978
9.	0.222 (4-18)	Arizona State, 2019
10.	0.229 (8-35)	BYU, 1968

Season	Percentage	Year
1.	.329	1940
2.	.380	1954
3.	.380	1964
4.	.408	1957
5.	.413	1952
6.	.418	1969
7.	.422	1959
8.	.428	1961
9.	.429	1960
10.	.450	1953

FEWEST PASSING YARDS

Game	Yards	Year
1.	0	Colorado State, 1946
	0	Hawaii, 1947
	0	Montana, 1954
	0	Colorado, 1958
	0	Wyoming, 1960
	0	Wyoming, 1961
	0	UTEP, 1964
	0	Oregon State, 1968
9.	2	Wyoming, 1970
10.	8	Hawaii, 1973

Season	Yards	Year
1.	655	1948
2.	732	1960
3.	775	1957
4.	876	1963
5.	910	1952
6.	913	1953
7.	954	1956
8.	1003	1954
9.	1011	1961
10.	1012	1958

FEWEST PASSING TOUCHDOWNS

Season	Touchdowns	Year
1.	6	1971
2.	7	1969
	7	1970
	7	1978
	7	1999
6.	9	2003
	9	2007
8.	10	1982
9.	11	2004

FEWEST TOTAL PLAYS

Game	Plays	Year
1.	24	UTEP, 1965
2.	30	BYU, 1947
3.	43	California, 2019
4.	45	San Jose State, 2010
5.	46	Wyoming, 1995
6.	47	UTEP, 1980
7.	48	San Diego State, 1983
	48	Utah State, 2008
	48	Idaho State, 2019
10.	49	Idaho State, 1987
	49	Northern Arizona, 2006
	49	Utah State, 2006
	49	Notre Dame, 2010
	49	California, 2016

Season	Plays	Year
1.	610	1960
2.	613	1963
3.	614	1961
4.	623	1959
5.	640	1964
6.	643	1962
7.	669	1957
8.	677	1956
9.	710	1958
10.	711	1966

FEWEST TOTAL YARDS

Game	Yards	Year
1.	42	Utah State, 1950
2.	58	Idaho, 1953
3.	59	Weber State, 2018
4.	78	Denver, 1952
5.	83	California, 2019
6.	92	Arizona, 1970
7.	95	Utah State, 1949
8.	98	Utah State, 2006
9.	108	Idaho State, 1978
10.	113	Idaho State, 1994

INFORMATION
HERE'S UTAH
2020 OUTLOOK
PLAYER BIOS
COACHES & STAFF
SERIES HISTORY
2019 IN REVIEW
BOWL HISTORY

RECORD BOOK



Team Records



Defensive end Nate Orchard led the 2014 Utes with 21 tackles for loss. Utah's 103 tackles for loss that season totaled a school record 437 yards.

Season	
1.	2393
2.	2515
3.	2555
4.	2557
5.	2650
6.	2728
7.	2759
8.	2770
9.	2809
10.	2908

MOST TOTAL YARDS

Game	Yards	Opponent
1.	750	BYU, 1989
2.	715	Ohio State, 1986
3.	703	Oregon State, 1951
4.	691	New Mexico, 1989
5.	683	Air Force, 1988
6.	675	Washington State, 1985
7.	672	BYU, 1977
	672	Nebraska, 1980
9.	659	San Diego State, 1989
10.	644	BYU, 1981

Season	
1.	6411
2.	5712
3.	5555
4.	5447
5.	5160
6.	5115
7.	5003
8.	4979
9.	4937
10.	4935

FEWEST POINTS PER GAME

Season	
1.	6.18
2.	7.40
3.	8.64
4.	9.00
5.	9.60
6.	10.70
7.	12.80
8.	13.40
9.	13.60
10.	15.00
	15.00

MOST PUNTS

Game	Punts	Opponent
1.	14	New Mexico, 2004
2.	13	Utah State, 1949
3.	12	Utah State, 1989
	12	Weber State, 2013
	12	Weber State, 2018
6.	11	San Jose State, 1969
	11	UTEP, 1971
	11	Idaho State, 1978
	11	New Mexico, 1981
	11	Hawaii, 1982
	11	New Mexico, 1986
	11	Idaho State, 2014

Season	
1.	85
2.	83
	83
5.	81
6.	79
7.	78
	78
9.	77
	77

LOWEST PUNT AVERAGE

Game	Average	Opponent
1.	24.40	BYU, 1986
2.	26.00	Denver, 1952
3.	27.38	Oregon State, 1970
4.	27.30	UNLV, 2004
5.	27.43	Wyoming, 1972
6.	27.44	San Jose State, 2010
7.	29.00	UTEP, 1978
8.	29.17	UTEP, 1984
9.	29.40	Houston, 1971

Season	
1.	30.88
2.	34.13
3.	34.31
4.	35.49
5.	35.64
6.	36.18
7.	36.30
8.	36.34
9.	36.40
10.	36.87

FEWEST FIRST DOWNS

Game	First Downs	Opponent
1.	2	Utah State, 1950
2.	3	Idaho, 1953
	3	Weber State, 2018
4.	5	Denver, 1947
	5	Utah State, 1947
	5	Utah State, 1952
	5	Denver, 1952
	5	Idaho State, 1978
9.	6	Colorado State, 1949
	6	Denver, 1953
	6	Utah State, 1994
	6	West Virginia, 2017
	6	California, 2019

Season	
1.	121
2.	135
3.	136
4.	139
	139
6.	143
7.	152
8.	154
9.	155
10.	158
	158

AVERAGE FIRST DOWNS

Season	
1.	12.10
2.	12.27
3.	13.60
	13.90
5.	13.90
6.	14.09
7.	14.30
8.	14.86
9.	15.00
	15.00

OPPONENT PENALTIES

Game	Penalties	Opponent
1.	19	Colorado State, 1983
2.	18	Washington State, 1992
3.	16	Utah State, 1969
	16	Arizona, 1972
	16	Utah State, 1979
6.	15	Oregon, 1965
	15	Iowa State, 1976
	15	New Mexico, 1977
	15	San Diego State, 1993
10.	14	5 times (last USC, 2012)

Season	
1.	117
2.	100
3.	97
4.	95
5.	93
6.	91
	91
8.	90
	90
	90

OPPONENT PENALTY YARDS

Game	Penalty Yards	Opponent
1.	180	Colorado State, 1983
2.	176	Utah State, 1979
3.	172	Arizona, 1972
4.	169	Oregon, 1965
5.	156	Iowa State, 1976
6.	150	New Mexico, 1977
7.	147	Utah State, 1969
8.	139	UTEP, 1974
9.	136	Arizona, 1977
	136	Washington State, 1992

Season	
1.	1145
2.	983
3.	911
4.	886
5.	869
6.	864
7.	837
8.	828
9.	793
10.	787

OPPONENT FUMBLES

Game	Fumbles	Opponent
1.	10	Pacific, 1949
	10	Colorado State, 1971
	10	Wyoming, 1972
	10	Arizona State, 1972
5.	9	Washington State, 1972
	9	Wyoming, 1983
7.	8	Arizona State, 1973
	8	Arizona State, 1974
	8	Oregon State, 1991
	8	Air Force, 1994

Season	
1.	59
2.	50
3.	44
4.	43
	43
	43
	43
9.	41
10.	38
	38

OPPONENT FUMBLES LOST

Game	Fumbles Lost	Opponent
1.	9	Arizona State, 1972
2.	7	UTEP, 1976
3.	6	Pacific, 1949
	6	Colorado State, 1971
	6	New Mexico, 1972
	6	Arizona State, 1973
	6	Washington State, 1985
	6	BYU, 2011
9.	5	12 times

INFORMATION

HERE'S UTAH

2020 OUTLOOK

PLAYER BIOS

COACHES & STAFF


SERIES HISTORY

2019 IN REVIEW

BOWL HISTORY

RECORD BOOK

Team Records



All-American Chase Hansen had 22 tackles for loss to lead the 2018 team, which set the school record in that category.

Season	Tackles for Loss	
1.	30	1972
2.	29	1949
	29	1985
4.	27	1973
5.	26	1977
6.	25	1971
	25	1974
	25	1975
9.	24	1978
10.	22	1966
	22	1967
	22	1970

UNASSISTED TACKLES

Game	Player	Year
1.	80	Wyoming, 1970
2.	78	Oregon, 1971
	78	Hawaii, 1987
4.	77	Fresno State, 1989
	77	Hawaii, 1991
6.	74	Arizona State, 1991
7.	71	Washington State, 1972
8.	69	Washington State, 1968
9.	68	Tennessee, 1975
10.	67	2 times

Season	Unassisted Tackles	
1.	801	1989
2.	794	1987
3.	698	1991
4.	651	1988
5.	607	1985
6.	583	2014
7.	551	1990
8.	538	1984
	538	2018
10.	533	2016

ASSISTED TACKLES

Game	Player	Year
1.	144	Utah State, 1968
2.	128	Arizona State, 1971
3.	121	Oregon State, 1968
4.	109	Arizona, 1972
5.	108	New Mexico, 1972
6.	106	Utah State, 1969
7.	104	Wyoming, 1969
8.	102	New Mexico, 1970
9.	98	Utah State, 1975
10.	95	Washington State, 1985

Season	Assisted Tackles	
1.	888	1979
2.	806	1978
3.	797	1982
4.	795	1977
5.	757	1981
6.	693	1975
7.	665	1980
8.	602	1986
9.	598	1976
10.	527	1992

TACKLES FOR LOSS

Game	Player	Year
1.	22	Arizona State, 2016
2.	18	Oregon State, 1991
3.	16	Colorado, 2018
4.	14	Utah State, 1982
	14	New Mexico, 1997
	14	Boise State, 1999
	14	New Mexico, 2010
	14	USC, 2015
9.	13	Arizona, 1973
	13	Portland State, 1981
	13	Hawaii, 1983
	13	New Mexico, 2004
	13	Colorado State, 2007
	13	Fresno State, 2014
	13	UCLA, 2014

Season	Tackles for Loss	
1.	109	2018
2.	103	2014
3.	101	2016
4.	94	2015
5.	93	2009
6.	92	1989
	92	2007
8.	87	1999
9.	85	2006
	85	2008

TACKLES FOR LOSS YARDS

Season	Tackles for Loss Yards	
1.	437	2014
2.	436	2018
3.	418	2007
4.	397	1999
5.	389	2016
6.	375	2015
7.	369	2011
	369	2019
9.	365	2008
10.	357	2009

SACKS

Game	Player	Year
1.	13	Portland State, 1981
2.	11	Arizona State, 2016
3.	10	UTEP, 1983
	10	UCLA, 2014
	10	San Jose State, 2016
6.	9	Oregon State, 1991
	9	Pittsburgh, 2004
8.	8	Oregon, 1991
	8	TCU, 1996
	8	Alabama, 2008

Season	Sacks	
1.	77	1981
2.	59	1991
3.	55	2014
4.	51	1979
5.	47	1999
6.	43	1978
	43	1983
	43	2016
9.	42	1985
10.	39	2013

SACK YARDAGE

Game	Player	Year
1.	80	Arizona State, 2016
2.	73	Pittsburgh, 2004
3.	69	Portland State, 1981
4.	63	New Mexico, 1990
5.	61	TCU, 1996
6.	59	UCLA, 2014
7.	58	UTEP, 1983
	58	Colorado State, 2007
	58	UCLA, 2019
10.	56	Oregon State, 2011

Season	Sack Yardage	
1.	392	1991
2.	325	2014
3.	291	1999
4.	272	2007
5.	259	2018
6.	254	2015
	254	2016
8.	242	2013
9.	240	2011
	240	2019

INTERCEPTIONS

Game	Player	Year
1.	7	BYU, 1948
	7	UTEP, 1970
3.	6	BYU, 1968
4.	5	10 times (Last: California, 2015)

Season	Interceptions	
1.	28	1947
2.	27	1964
3.	22	1970
	22	1979
	22	2015
6.	21	1972
7.	20	1959
	20	1987
9.	19	1966
	19	1994
	19	2008
	19	2011

INTERCEPTION RETURN YARDS

Game	Player	Year
1.	179	Colorado State, 1994
2.	167	Idaho State, 1978
3.	138	BYU, 1949
4.	129	Arizona, 1972
5.	127	BYU, 2008
6.	115	Utah State, 1992
7.	114	Arizona State, 1966
8.	112	UTEP, 1970
9.	110	Stanford, 2018
10.	109	Iowa State, 2010

Season	Interception Return Yards	
1.	485	1994
2.	385	1956
3.	367	1978
4.	362	1985
5.	357	1964
6.	342	1969
7.	338	2015
8.	335	2008
9.	329	1970
10.	320	1995

PASS BREAK UPS

Game	Player	Year
1.	15	San Jose State, 1998
2.	12	Washington State, 2019
3.	11	BYU, 2015
4.	10	San Diego State, 1978
	10	UNLV, 1982
	10	Boise State, 1987
	10	BYU, 1990
	10	Wyoming, 1995
	10	Fresno State, 1997
	10	Louisville, 1998
	10	New Mexico, 2007
	10	Michigan, 2014

Season	Pass Break Ups	
1.	88	2015
2.	80	1998
3.	66	1999
4.	61	1979
5.	60	1994
	60	2018
7.	57	1981
8.	56	2008
	56	2011
10.	55	2007
	55	2019

INFORMATION
HERE'S UTAH
2020 OUTLOOK
PLAYER BIOS
COACHES & STAFF
SERIES HISTORY
2019 IN REVIEW
BOWL HISTORY

RECORD BOOK



Rice-Eccles Stadium Records

(SINCE 1998)

INDIVIDUALS

RUSHING

Attempts

40 Brandon Warfield Utah vs. BYU, 2002

Yards

229 Marty Johnson Utah vs. Indiana, 2002

Average Yards Per Rush (Min. 8 Attempts)

14.38 Darnell Arceneaux Utah vs. UTEP, 1998

Touchdowns

4 Marty Johnson Utah vs. Air Force, 2003

PASSING

Attempts

69 Luke Falk Washington State vs. Utah, 2017

Completions

40 Luke Falk Washington State vs. Utah, 2017

Yards

443 Sean Mannion Oregon State vs. Utah, 2013

Interceptions

6 Travis Wilson Utah vs. UCLA, 2013

Touchdowns

5 Sean Mannion Oregon State vs. Utah, 2013

5 Travis Wilson Utah vs. Fresno State, 2014

Efficiency (Min. 12 Attempts)

270.78 Tyler Huntley Utah vs. UCLA, 2019

Comp. Pct. (Min. 15 Attempts)

.8571 Brian Johnson Utah vs. Utah State, 2005

TOTAL OFFENSE

Plays

72 Luke Falk Washington State vs. Utah, 2017

Yards

483 Brian Johnson Utah vs. San Diego State, 2005

Yards Per Play (Min. 37 Plays)

10.36 Alex Smith Utah vs. Texas A&M, 2004

Touchdowns

5 10 times (Last: Tyler Huntley, Utah vs. USC, 2018)



Marty Johnson set the Rice-Eccles Stadium rushing record with 229 yards against Indiana in 2002.

RECEIVING

Catches

13 Daniel Jones Utah vs. Fresno State, 1998

Yards

210 Brandin Cooks Oregon State vs. Utah, 2013

Average Yards Per Reception (Min. 8 Catches)

45.67 Keonta Golson UTEP vs. Utah, 1998

Touchdowns

3 5 times (most recent: Darren Carrington, Utah vs. San Jose State, 2017)

PUNTING

Punts

12 Tony Epperson Weber State vs. Utah, 2013

12 Doug Lloyd Weber State vs. Utah, 2018

Yards

523 Tony Epperson Weber State vs. Utah, 2013

Punting Average

55.50 Mitch Wishnowsky Utah vs. Southern Utah, 2016

Punts Over 50 Yards

5 Mitch Wishnowsky Utah vs. Southern Utah, 2016

5 Mitch Wishnowsky Utah vs. Washington, 2016

Punts Inside 20

7 Louie Sakoda Utah vs. TCU, 2006

KICKING

FG Made

6 Matt Gay Utah vs. Oregon, 2018

FG Attempted

6 Matt Gay Utah vs. Oregon, 2018

FG Pct. (Min. 3 Attempts)

1,000 (6-for-6) Matt Gay Utah vs. Oregon, 2018

Extra Points Made

10 Andy Phillips Utah vs. Weber State, 2013

Extra Points Attempted

10 Andy Phillips Utah vs. Weber State, 2013

Extra Point Pct. (Min. 5 Attempts)

1,000 (10-for-10) Andy Phillips Utah vs. Weber State, 2013

Kicking Points

20 Matt Gay Utah vs. Oregon, 2018

KICKOFF RETURNS

Returns

8 Jovon Bouknight Wyoming vs. Utah, 2005

Yards

222 Reggie Dunn Utah vs. California, 2012

Average Yards Per Return (Min. 3 Returns)

74.00 Reggie Dunn Utah vs. California, 2012

Touchdowns

2 Reggie Dunn Utah vs. California, 2012

PUNT RETURNS

Returns

6 4 times (Last: Derrek Richards, Utah vs. Wyoming, 2007)

Yards

163 Steve Smith Utah vs. New Mexico, 1999

Average Yards Per Return

40.75 Steve Smith Utah vs. New Mexico, 1999

Touchdowns

2 Steve Smith Utah vs. New Mexico, 1999

TURNOVERS

Fumbles

4 Chuckie Keeton Utah State vs. Utah, 2015

Fumbles Lost

2 5 times (Last: Brian Johnson, Utah vs. New Mexico, 2005)

Total Turnovers

6 Max Hall BYU vs. Utah, 2008

6 Travis Wilson Utah vs. UCLA, 2013

ALL-PURPOSE

Plays

42 Brandon Warfield Utah vs. BYU, 2002

Yards

331 Kaelin Clay Utah vs. Oregon, 2014

Total Touchdowns

4 Marty Johnson Utah vs. Air Force, 2004

DEFENSE

Unassisted Tackles

12 John Houston USC vs. Utah, 2018

Assisted Tackles

14 Chaz Walker Utah vs. TCU, 2010

Total Tackles

22 Brian Urlacher New Mexico vs. Utah, 1999

22 Russell Allen San Diego State vs. Utah, 2007

22 Evan Weaver California vs. Utah, 2019

Tackles For Loss

6 Michael Duran San Diego State vs. Utah, 1999

Tackles For Loss Yardage

35 Hercules Mata'afa Washington State vs. Utah, 2017

Sacks

4 Viliseni Fauonuku Utah vs. Colorado, 2015

Sack Yardage

31 Viliseni Fauonuku Utah vs. Colorado, 2015

Interceptions

2 16 times (Last: Kai Nacua, BYU vs. Utah, 2016)

Interception Return Yards

67 Conroy Black Utah vs. UCLA, 2011

Interception Return TDs

1 23 times (Last: Julian Blackmon, Utah vs. BYU, 2018)

Pass Break Ups

5 Jace Whittaker Arizona vs. Utah, 2016

Fumbles Forced

2 7 times (Last: Aashari Crosswell, Arizona State vs. Utah, 2019)

INFORMATION

HERE'S UTAH

2020 OUTLOOK

PLAYER BIOS

COACHES & STAFF

SERIES HISTORY

2019 IN REVIEW

BOWL HISTORY

RECORD BOOK

Rice-Eccles Stadium Records



TEAM

RUSHING

Most Attempts
75 Air Force vs. Utah, 2009

Most Yards
407 New Mexico vs. Utah, 2003

Highest Average Yards Per Rush
7.66 Utah vs. Weber State, 2018

Touchdowns
6 Utah vs. Weber State, 2013

Fewest Attempts
13 Washington State vs. Utah, 2012

Fewest Yards
-4 Washington State vs. Utah, 2012

Lowest Average Yards Per Rush
-0.09 BYU vs. Utah, 2002

PASSING

Most Completions
40 Washington State vs. Utah, 2017

Most Attempts
69 Washington State vs. Utah, 2017

Most Yards
443 Oregon State vs. Utah, 2013

Interceptions
6 Utah vs. UCLA, 2013

Touchdowns
6 Utah vs. Fresno State, 2014

Highest Efficiency (Min. 15 Attempts)
256.53 Utah vs. UCLA, 2019

Highest Completion Percentage (Min. 15 Attempts)
.8462 Utah vs. Washington State, 2012

Fewest Completions
3 Arizona vs. Utah, 2000

Fewest Attempts
10 Air Force vs. Utah, 2009

Fewest Yards
11 Arizona vs. Utah, 2000

Lowest Efficiency (Min. 15 Attempts)
15.87 Utah vs. Boise State, 2006

Lowest Completion Percentage (Min. 15 Attempts)
.200 Arizona vs. Utah, 2000

TOTAL OFFENSE

Most Plays
91 Utah vs. San Diego State, 2005

Most Yards
669 Utah vs. North Carolina, 2004

Most Yards Per Play
9.40 Utah vs. UCLA, 2019

Most Touchdowns
10 Utah vs. Weber State, 2013

Fewest Plays
43 California vs. Utah, 2019

Fewest Yards
59 Weber State vs. Utah, 2018

Fewest Yards Per Play
1.11 Weber State vs. Utah, 2018

FIRST DOWNS

Most
35 Utah vs. North Carolina, 2004

Fewest
3 Weber State vs. Utah, 2018

THIRD DOWNS

Most Converted
13 Utah vs. Louisiana-Monroe, 1999
13 Air Force vs. Utah, 2004

Best Conversion Percentage (Min. 10 Attempts)
0.733 Utah vs. Colorado State, 2010

FOURTH DOWNS

Most Converted
4 Utah vs. USC, 2016

SCORING

Most Points
70 Utah vs. Weber State, 2013

Fewest Points
0 7 times
Louisiana-Monroe vs. Utah, 1999 (42-0)
Wyoming vs. Utah, 2001 (35-0)
Wyoming vs. Utah, 2007 (50-0)
Northern Colorado vs. Utah, 2012 (41-0)
Southern Utah vs. Utah, 2016 (24-0)
Idaho State vs. Utah, 2019 (31-0)
California vs. Utah, 2019 (35-0)

Widest Margin
63 Utah vs. Weber State, 2013

TIME OF POSSESSION

Most Time
39:06 TCU vs. Utah, 2010

PENALTIES

Most Penalties
14 USC vs. Utah, 2012

Most Yards
158 Utah vs. South Florida, 2001

Fewest Penalties
1 6 times (Last: Idaho State vs. Utah, 2019)

Fewest Yards
5 4 times (Last: Idaho State vs. Utah, 2019)

PUNTING

Most Punts
12 Weber State vs. Utah, 2013
12 Weber State vs. Utah, 2018

Most Yards
523 Weber State vs. Utah, 2013

Highest Punting Average
55.50 Utah vs. Southern Utah, 2016

Fewest Punts
0 Utah vs. New Mexico, 1999

KICKING

Field Goals Made
6 Utah vs. Oregon, 2018

Field Goals Attempted
6 Utah vs. Oregon, 2018

KICKOFF RETURNS

Returns
9 3 times (Last: Utah vs. Oregon, 2014)

Yards
282 Utah vs. New Mexico, 2003

Touchdowns
2 Utah vs. California, 2012

PUNT RETURNS

Returns
6 7 times (Last: 6, Utah vs. Idaho State, 2014)

Yards
163 Utah vs. New Mexico, 1999

Touchdowns
2 Utah vs. New Mexico, 1999

FUMBLES

Fumbles
7 Utah vs. Air Force, 2002
7 Utah vs. Colorado, 2015
7 San Jose State vs. Utah, 2017

Fumbles Lost
4 Utah vs. Air Force, 2002
4 New Mexico vs. Utah, 2007

Defense

Tackles For Loss
15 Arizona vs. Utah, 2000

Tackle For Loss Yardage
74 Arizona vs. Utah, 2000

Sacks
9 New Mexico vs. Utah, 2005

Sack Yardage
63 Arizona vs. Utah, 2000

Interceptions
6 UCLA vs. Utah, 2013

Interception Return Yards
83 Colorado State vs. Utah, 2000

Pass Break Ups
13 Utah vs. Indiana, 2002

THE LONGEST YARD

Rush
92 Steve Savoy, Utah vs. BYU, 2004

Pass
93 Andy Dalton to Josh Boyce, TCU vs. Utah, 2010

Interception Return
67 Conroy Black, Utah vs. UCLA, 2011

Fumble Return
100 Joe Walker, Oregon vs. Utah, 2014

Field Goal
56 Matt Gay, Utah vs. San Jose State, 2017
56 Matt Gay, Utah vs. Washington State, 2017

Punt
90 Donny Heaton, Air Force vs. Utah, 2004

Kickoff Return
100 9 times (Last: Adoree Jackson, USC vs. Utah, 2016)

Punt Return
77 Shaky Smithson, Utah vs. UNLV, 2010

Blocked FG Return
58 Jay Hill, Utah vs. Wyoming, 1999



Bowl Records - Individuals



Paris Warren had 15 catches for 198 yards and a pair of touchdowns in the 2004 Fiesta Bowl.

RUSHING

MOST CARRIES

1.	34	Mike Anderson	vs. Fresno State, 1999
2.	27	Brandon Warfield	vs. Southern Mississippi, 2003
3.	26	John White	vs. Georgia Tech, 2011
	26	Devontae Booker	vs. Colorado State, 2014
	26	Joe Williams	vs. Indiana, 2016

NET YARDS

1.	254	Mike Anderson	vs. Fresno State, 1999
2.	222	Joe Williams	vs. Indiana, 2016
3.	162	Devontae Booker	vs. Colorado State, 2014
4.	154	Ron Coleman	vs. West Virginia, 1964
5.	150	Zack Moss	vs. West Virginia, 2017

RUSHING TOUCHDOWNS

1.	3	Travis Wilson	vs. Colorado State, 2014
2.	2	Mike Anderson	vs. Fresno State, 1999
	2	Darrell Mack	vs. Navy, 2007
	2	Joe Williams	vs. BYU, 2015
	2	Tyler Huntley	vs. West Virginia, 2017

AVERAGE YARDS PER RUSH

(Min. 8 Rushes)

1.	11.40	Omar Bacon	vs. Fresno State, 1999
----	-------	------------	------------------------

PASSING

MOST ATTEMPTS

1.	49	Mike Fouts	vs. Wisconsin, 1996
----	----	------------	---------------------

COMPLETIONS

1.	30	Brett Ratliff	vs. Georgia Tech, 2005
2.	27	Alex Smith	vs. Pittsburgh, 2004
	27	Brian Johnson	vs. Alabama, 2008
	27	Jason Shelley	vs. Northwestern, 2018

PASSING YARDS

1.	381	Brett Ratliff	vs. Georgia Tech, 2005
2.	338	Jordan Wynn	vs. California, 2009
3.	336	Brian Johnson	vs. Alabama, 2008
4.	328	Alex Smith	vs. Pittsburgh, 2004
5.	327	Mike Fouts	vs. Wisconsin, 1996

INTERCEPTIONS

1.	4	Mike Fouts	vs. Wisconsin, 1996
----	---	------------	---------------------

TOUCHDOWN PASSES

1.	4	Alex Smith	vs. Pittsburgh, 2004
	4	Brett Ratliff	vs. Georgia Tech, 2005
3.	3	Brian Johnson	vs. Alabama, 2008
	3	John Hays	vs. Georgia Tech, 2011
5.	2	Frank Dolce	vs. Washington State, 1992
	2	Jordan Wynn	vs. California, 2009
	2	Jason Shelley	vs. Northwestern, 2018

YARDS PER PASS COMPLETION

(Min. 15 Attempts)

1.	16.18	Troy Williams	vs. Indiana, 2016
2.	15.50	Alex Smith	vs. Southern Mississippi, 2003
3.	15.00	Frank Dolce	vs. Washington State, 1992

COMPLETION PERCENTAGE

(Min. 15 Attempts)

1.	.800 (20-for-25)	Brian Johnson	vs. Navy, 2007
2.	.784 (29-for-37)	Alex Smith	vs. Pittsburgh, 2004
3.	.732 (30-for-41)	Brett Ratliff	vs. Georgia Tech, 2005

TOTAL OFFENSE

TOTAL YARDS

1.	405	Alex Smith	vs. Pittsburgh, 2004
2.	370	Brett Ratliff	vs. Georgia Tech, 2005
3.	341	Jason Shelley	vs. Northwestern, 2018
4.	328	Mike Fouts	vs. Wisconsin, 1996

TOTAL PLAYS

1.	57	Jason Shelley	vs. Northwestern, 2018
2.	52	Mike Fouts	vs. Wisconsin, 1996
	52	Alex Smith	vs. Pittsburgh, 2004

TOUCHDOWNS

1.	4	Alex Smith	vs. Pittsburgh, 2004
	4	Brett Ratliff	vs. Georgia Tech, 2005
	4	Travis Wilson	vs. Colorado State, 2014
4.	3	Brian Johnson	vs. Alabama, 2008
	3	Jon Hays	vs. Georgia Tech, 2011

YARDS PER PLAY

(Min. 37 Plays)

1.	9.52	Brian Johnson	vs. Navy, 2007
2.	8.41	Brett Ratliff	vs. Georgia Tech, 2005
3.	7.76	Jordan Wynn	vs. California, 2009

RECEIVING

MOST RECEPTIONS

1.	16	Travis LaFendresse	vs. Georgia Tech, 2005
2.	15	Paris Warren	vs. Pittsburgh, 2004
3.	12	Freddie Brown	vs. Alabama, 2008
4.	9	Jaylen Dixon	vs. Northwestern, 2018
5.	8	Brian Hernandez	vs. Georgia Tech, 2005
	8	Brian Hernandez	vs. Tulsa, 2006

MOST YARDS

1.	214	Travis LaFendresse	vs. Georgia Tech, 2005
2.	198	Paris Warren	vs. Pittsburgh, 2004
3.	140	Henry Lusk	vs. USC, 1993
4.	127	Sean Williams	vs. Washington State, 1992
5.	125	Freddie Brown	vs. Alabama, 2008

RECEIVING TOUCHDOWNS

1.	4	Travis LaFendresse	vs. Georgia Tech, 2005
2.	2	Paris Warren	vs. Pittsburgh, 2004
	2	Kendrick Moeai	vs. California, 2009

AVERAGE PER CATCH

(Min. 3 Receptions)

1.	23.33	Henry Lusk	vs. USC, 1993
----	-------	------------	---------------

PUNTING

MOST PUNTS

1.	10	Jason Jones	vs. Arizona, 1994
2.	9	Matt Kovacevich	vs. Southern Mississippi, 2003

PUNT YARDS

1.	410	Jason Jones	vs. Arizona, 1994
----	-----	-------------	-------------------



Brett Ratliff had a record 381 passing yards against Georgia Tech in the 2005 Emerald Bowl.

INFORMATION

HERE'S UTAH

2020 OUTLOOK

PLAYER BIOS

COACHES & STAFF

SERIES HISTORY

2019 IN REVIEW

BOWL HISTORY

RECORD BOOK

Bowl Records - Individuals



PUNT AVERAGE

(Min. 5 Punts)

1.	49.50	Sean Sellwood	vs. Georgia Tech, 2011
2.	47.14	Ben Lennon	vs. Texas, 2019
3.	46.20	Mitch Wishnowsky	vs. Northwestern, 2018
4.	45.17	Louie Sakoda	vs. Alabama, 2008
5.	43.00	Steve Young	vs. Washington State, 1992

KICKING

FIELD GOALS MADE

1.	4	Louie Sakoda	vs. Tulsa, 2006
	4	Andy Phillips	vs. Indiana, 2016
3.	3	Joe Phillips	vs. California, 2009
	3	Matt Gay	vs. West Virginia, 2017
5.	2	Roy Jefferson	vs. West Virginia, 1964
	2	Matt Gay	vs. Northwestern, 2018

FIELD GOALS ATTEMPTED

1.	4	Louie Sakoda	vs. Tulsa, 2006
	4	Andy Phillips	vs. Indiana, 2016
3.	3	Cletus Truhe	vs. Fresno State, 1999
	3	Joe Phillips	vs. California, 2009
	3	Joe Phillips	vs. Boise State, 2010
	3	Matt Gay	vs. West Virginia, 2017

KICKING POINTS

1.	14	Andy Phillips	vs. Indiana, 2016
2.	13	Louie Sakoda	vs. Tulsa, 2006
	13	Joe Phillips	vs. California, 2009

RETURNS

KICKOFF RETURNS

1.	5	Jereme Brooks	vs. Navy, 2007
----	---	---------------	----------------

KICKOFF RETURN YARDS

1.	140	Cal Beck	vs. Arizona, 1994
----	-----	----------	-------------------

KICKOFF RETURN TOUCHDOWNS

None

PUNT RETURNS

1.	7	Paris Warren	vs. Southern Mississippi, 2003
2.	5	Boobie Hoobs	vs. Indiana, 2016
3.	4	Marquis Wilson	vs. Tulsa, 2006

PUNT RETURN YARDS

1.	50	Marquis Wilson	vs. Tulsa, 2006
----	----	----------------	-----------------

PUNT RETURN TOUCHDOWNS

None

ALL-PURPOSE YARDS

PLAYS

1.	35	Mike Anderson	vs. Fresno St., 1999
----	----	---------------	----------------------

YARDS

1.	278	Joe Williams	vs. Indiana, 2016
2.	269	Mike Anderson	vs. Fresno St., 1999

SCORING

MOST POINTS

1.	26	Travis LaFendresse	vs. Georgia Tech, 2005
2.	18	Travis Wilson	vs. Colorado State, 2014
3.	14	Andy Phillips	vs. Indiana, 2016
4.	13	Louie Sakoda	vs. Tulsa, 2006
	13	Joe Phillips	vs. California, 2009

MOST TOUCHDOWNS

1.	4	Travis LaFendresse	vs. Georgia Tech, 2005
2.	3	Travis Wilson	vs. Colorado State, 2014
3.	2	Ray Peterson	vs. New Mexico, 1938
	2	Mike Anderson	vs. Fresno State, 1999
	2	Paris Warren	vs. Pittsburgh, 2004
	2	Darrell Mack	vs. Navy, 2007
	2	Kendrick Moeai	vs. California, 2009
	2	Joe Williams	vs. BYU, 2015
	2	Tyler Huntley	vs. West Virginia, 2017

DEFENSE

INTERCEPTIONS

1.	2	Robert Johnson	vs. Alabama, 2008
	2	Tevin Carter	vs. BYU, 2015
	2	Julian Blackmon	vs. West Virginia, 2017

INTERCEPTION YARDS

1.	61	Tevin Carter	vs. BYU, 2015
2.	46	Dominique Hatfield	vs. BYU, 2015
3.	45	Steve Tate	vs. Georgia Tech, 2005

INTERCEPTION TOUCHDOWNS

1.	1	Ray Peterson	vs. New Mexico, 1938
	1	Stevenson Sylvester	vs. California, 2009
	1	Tevin Carter	vs. BYU, 2015
	1	Dominique Hatfield	vs. BYU, 2015

SACKS

1.	3	Adam Swaney	vs. USC, 1993
	3	Tommy Hackenbruck	vs. Pittsburgh, 2004
	3	Stevenson Sylvester	vs. Alabama, 2008

SACK YARDAGE

1.	29	Tommy Hackenbruck	vs. Pittsburgh, 2004
2.	20	Sheldon Deckart	vs. USC, 2001
3.	16	Adam Swaney	vs. USC, 1993
	16	Dave Revill	vs. Southern Mississippi, 2003
	16	Stevenson Sylvester	vs. Alabama, 2008

TACKLES FOR LOSS

1.	5	Luther Elliss	vs. So. California, 1993
----	---	---------------	--------------------------

TACKLES FOR LOSS YARDAGE

1.	29	Tommy Hackenbruck	vs. Pittsburgh, 2004
2.	24	Adam Swaney	vs. USC, 1993
3.	20	Sheldon Deckart	vs. USC, 2001

PASS BREAK UPS

1.	4	Kareem Leary	vs. Arizona, 1994
	4	Josh Savage	vs. Southern Mississippi, 2003
	4	Reginald Porter	vs. BYU, 2015

UNASSISTED TACKLES

1.	10	Mark Rexford	vs. Arizona, 1994
	10	Kavika Luafatasaga	vs. Indiana, 2016
3.	9	Sunia Tauteoli	vs. Indiana, 2016



Stevenson Sylvester tied the school bowl record with three sacks in the 2009 Sugar Bowl.

4.	8	Steve Tate	vs. Tulsa, 2006
	8	Joe Dale	vs. Navy, 2007
	8	Lamar Chapman	vs. Boise State, 2010

ASSISTED TACKLES

1.	9	Derrick Shelby	vs. Georgia Tech, 2011
2.	8	Chaz Walker	vs. Georgia Tech, 2011
	8	Tevita Finau	vs. Georgia Tech, 2011

TOTAL TACKLES

1.	15	Chaz Walker	vs. Georgia Tech, 2011
2.	12	Joe Dale	vs. Navy, 2007
	12	Kavika Luafatasaga	vs. Indiana, 2016
4.	11	Mark Rexford	vs. Arizona, 1994
	11	Eric Weddle	vs. Pittsburgh, 2004
	11	Matt Martinez	vs. Georgia Tech, 2011

OPPONENT BESTS

RUSHING

Ron Dayne (Wisconsin)	30-246-3
-----------------------	----------

PASSING

Drew Bledsoe (Washington State)	30-46-1-476-2
---------------------------------	---------------

RECEIVING

Phillip Bobo (Washington State)	7-212-2
---------------------------------	---------

INTERCEPTION RETURNS

Cyrill Weems (Wisconsin)	1-82-1
--------------------------	--------

BLOCKED FIELD GOAL RETURNS

Payton Williams (Fresno State)	1-75-1
--------------------------------	--------

KICKOFF RETURNS

Joey Bullen (Navy)	5-322-0
--------------------	---------

INFORMATION

HERE'S UTAH

2020 OUTLOOK

PLAYER BIOS

COACHES & STAFF

SERIES HISTORY

2019 IN REVIEW

BOWL HISTORY

RECORD BOOK



Bowl Records - Team

INFORMATION

HERE'S UTAH

2020 OUTLOOK

PLAYER BIOS

COACHES & STAFF

SERIES HISTORY

2019 IN REVIEW

BOWL HISTORY

RECORD BOOK

RUSHING

MOST CARRIES

1.	54	vs. Fresno State, 1999
	54	vs. USC, 2001

NET YARDS

1.	366	vs. New Mexico, 1938
----	-----	----------------------

RUSHING TOUCHDOWNS

1.	5	vs. Colorado State, 2014
2.	4	vs. Navy, 2007
3.	3	vs. New Mexico, 1938
	3	vs. BYU, 2015
	3	vs. West Virginia, 2017

PASSING

MOST ATTEMPTS

1.	49	vs. Wisconsin, 1996
----	----	---------------------

COMPLETIONS

1.	30	vs. Georgia Tech, 2005
2.	29	vs. Pittsburgh, 2004

PASSING YARDS

1.	381	vs. Georgia Tech, 2005
2.	338	vs. California, 2009
3.	336	vs. Alabama, 2008
4.	328	vs. Pittsburgh, 2004

INTERCEPTIONS

1.	4	vs. Wisconsin, 1996
----	---	---------------------

TOUCHDOWN PASSES

1.	4	vs. Pittsburgh, 2004
	4	vs. Georgia Tech, 2005

TOTAL OFFENSE

NET YARDS

1.	550	vs. Georgia Tech, 2005
2.	548	vs. Fresno State, 1999
	548	vs. Colorado State, 2014

TOTAL PLAYS

1.	80	vs. Wisconsin, 1996
	80	vs. West Virginia, 2017
3.	77	vs. Georgia Tech, 2005
	77	vs. Colorado State, 2014
	77	vs. Northwestern, 2018

KICKING

FIELD GOALS MADE

1.	4	vs. Tulsa, 2006
	4	vs. Indiana, 2016
3.	3	vs. California, 2009
	3	vs. West Virginia, 2017

FIELD GOALS ATTEMPTED

1.	4	vs. Tulsa, 2006
	4	vs. Indiana, 2016
2.	3	vs. Fresno State, 1999
	3	vs. California, 2009
	3	vs. Boise State, 2010
	3	vs. West Virginia, 2017

PUNTING

PUNTS

1.	10	vs. Arizona, 1994
2.	9	vs. Southern Mississippi, 2003

PUNT YARDS

1.	410	vs. Arizona, 1994
----	-----	-------------------

RETURNS (KICK/PUNT)

KICKOFF RETURNS

1.	6	vs. Washington State, 1992
	6	vs. Navy, 2007
	6	vs. Boise State, 2010
	6	vs. Northwestern, 2018

KICKOFF RETURN YARDS

1.	173	vs. Arizona, 1994
----	-----	-------------------

PUNT RETURNS

1.	7	vs. Southern Mississippi, 2003
2.	5	vs. Tulsa, 2006
	5	vs. Indiana, 2016
4.	4	vs. USC, 2001
	4	vs. West Virginia, 2017

PUNT RETURN YARDS

1.	54	vs. Tulsa, 2006
2.	46	vs. West Virginia, 2017
3.	41	vs. Georgia Tech, 2011
4.	35	vs. Indiana, 2016
5.	31	vs. Southern Mississippi, 2003

ALL-PURPOSE YARDS

PLAYS

1.	89	vs. Washington State, 1992
2.	92	vs. Colorado State, 2014
3.	81	vs. California, 2009
4.	79	vs. USC, 2001

YARDS

1.	671	vs. Georgia Tech, 2005
2.	598	vs. Fresno State, 1999

FIRST DOWNS

TOTAL FIRST DOWNS

1.	31	vs. Georgia Tech, 2005
2.	29	vs. Colorado State, 2014
3.	26	vs. Wisconsin, 1996
	26	vs. Navy, 2007

RUSHING

1.	15	vs. Colorado State, 2014
2.	14	vs. Fresno State, 1999
3.	12	vs. USC, 2001
	12	vs. Indiana, 2016

PASSING

1.	21	vs. Georgia Tech, 2005
2.	18	vs. Wisconsin, 1996

PENALTY

1.	3	vs. Southern Mississippi, 2003
	3	vs. BYU, 2015

PENALTIES

PENALTIES

1.	15	vs. Fresno State, 1999
----	----	------------------------

PENALTY YARDS

1.	151	vs. Fresno State, 1999
----	-----	------------------------

FUMBLES

FUMBLES

1.	6	vs. Southern Mississippi, 2003
2.	4	vs. Indiana, 2016
	4	vs. Northwestern, 2018
4.	3	vs. West Virginia, 1964
	3	vs. Washington State, 1992
	3	vs. Alabama, 2008
	3	vs. Boise State, 2010

FUMBLES LOST

1.	4	vs. Northwestern, 2018
2.	3	vs. West Virginia, 1964
	3	vs. Boise State, 2010
	3	vs. Indiana, 2016

FUMBLES BOTH TEAMS

1.	10	vs. Southern Mississippi, 2003
2.	7	vs. Washington State, 1992
	7	vs. Boise State, 2010

FUMBLES LOST BOTH TEAMS

1.	6	vs. Southern Mississippi, 2003
	6	vs. Boise State, 2010
3.	5	vs. Indiana, 2016
4.	4	vs. West Virginia, 1964
	4	vs. Northwestern, 2018

DEFENSE

INTERCEPTIONS

1.	4	vs. New Mexico, 1938
	4	vs. West Virginia, 1964

INTERCEPTION RETURN YARDAGE

1.	107	vs. BYU, 2015
2.	55	vs. Georgia Tech, 2005
3.	27	vs. California, 2009
4.	26	vs. Arizona, 1994

FEWEST RUSHING PLAYS

1.	19	Colorado State, 2014
2.	21	West Virginia, 2017
3.	25	BYU, 2015
4.	28	California, 2009
5.	29	Tulsa, 2006

FEWEST RUSHING YARDS

1.	12	Colorado State, 2014
2.	17	Pittsburgh, 2004
3.	29	West Virginia, 2017
4.	33	Alabama, 2008
5.	45	Arizona, 1994

FEWEST PASS ATTEMPTS

1.	6	Wisconsin, 1996
----	---	-----------------

FEWEST COMPLETIONS

1.	2	Wisconsin, 1996
----	---	-----------------

FEWEST PASSING YARDS

1.	16	Wisconsin, 1996
----	----	-----------------

FEWEST TOTAL PLAYS

1.	51	Wisconsin, 1996
	51	West Virginia, 2017

FEWEST TOTAL YARDS

1.	153	West Virginia, 2017
2.	184	Arizona, 1994

MOST TOTAL YARDS

1.	636	Washington State, 1992
----	-----	------------------------

MOST PUNTS

1.	9	New Mexico, 1938
	9	West Virginia, 2017
3.	8	Georgia Tech, 2005

FEWEST FIRST DOWNS

1.	6	West Virginia, 2017
2.	11	Southern Mississippi, 2003
3.	12	New Mexico, 1938
	12	West Virginia, 1964

MOST PENALTIES

1.	18	Washington State, 1992
----	----	------------------------

MOST PENALTY YARDS

1.	136	Washington State, 1992
----	-----	------------------------

MOST FUMBLES

1.	4	Washington State, 1992
	4	Southern Mississippi, 2003
	4	Boise State, 2010
	4	Georgia Tech, 2011

MOST FUMBLES LOST

1.	4	Southern Mississippi, 2003
2.	3	Boise State, 2010
3.	2	Washington State, 1992
	2	Arizona, 1994
	2	Navy, 2007
	2	BYU, 2015
	2	Indiana, 2016

SACKS

1.	9	vs. Pittsburgh, 2004
2.	8	vs. Alabama, 2008
3.	5	vs. USC, 1993
	5	vs. Southern Mississippi, 2003
5.	4	vs. USC, 2001
	4	vs. California, 2009
	4	vs. BYU, 2015

SACK YARDAGE

1.	73	vs. Pittsburgh, 2004
2.	53	vs. Alabama, 2008
3.	45	vs. USC, 2001

PASS BREAK UPS

1.	11	vs. BYU, 2015
2.	9	vs. Arizona, 1994
	9	vs. Southern Mississippi, 2003
	9	vs. Indiana, 2016

All-Americans



Larry Wilson, 1959

1928
Alton Carman, Tackle
3rd Team Davis Walsh I.N.S.

1929
Marwin Jonas, Center
3rd Team Davis Walsh I.N.S.

Earl 'Powerhouse' Pomeroy, Fullback
1st Team Davis Walsh I.N.S.
2nd Team/Alternate Lawrence Perry
3rd Team Associated Press

1930
Marwin Jonas, Center
2nd Team Lawrence Perry

George Watkins, End
2nd Team Allen J. Gould

Frank Christensen, Fullback
3rd Team I.N.S.
3rd Team NEA

1931
Frank Christensen, Fullback
3rd Team Charles Parker

1932
Frank Christensen, Fullback
1st Team United Press
2nd Team World Telegram
2nd Team Central Press
3rd Team NEA

Jack Johnson, Tackle
1st Team Lawrence Perry

1941
Floyd Spendlove, Tackle
3rd Team NEA
1st Team Collyer's Little All-America

1947
Banard Hafen, End
3rd Team I.N.S.

1957
Lee Grosscup, Quarterback
1st Team FWAA/Look Magazine
1st Team NEA
1st Team Williamson
2nd Team I.N.S.
2nd Team United Press
2nd Team Associated Press

1959
Larry Wilson, Halfback
3rd Team Williamson

1961
Ed Pine, Center
1st Team Williamson

1962
Dave Costa, Tackle
3rd Team Williamson

1964
Roy Jefferson, Cornerback/End
1st Team The Sporting News
1st Team Football News
1st Team Time Magazine
3rd Team NEA

1970
Marv Bateman, Punter
1st Team FWAA
1st Team The Sporting News

Norm Thompson, Defensive Back
2nd Team Associated Press



Roy Jefferson, 1964

NATIONAL HONORS

AWARD WINNERS

Ray Guy Award
2014 Tom Hackett
2015 Tom Hackett
2016 Mitch Wishnowsky

Lou Groza Award
2017 Matt Gay

Ted Hendricks Award
2014 Nate Orchard

COACH OF THE YEAR

Eddie Robinson Award
2004 Urban Meyer

Paul 'Bear' Bryant Award
2008 Kyle Whittingham

AFCA Coach of the Year
2008 Kyle Whittingham

Dodd Trophy
2019 Kyle Whittingham

AWARD FINALISTS

Heisman Trophy
2004 Alex Smith

Outland Trophy
2002 Jordan Gross

Ray Guy Award
2008 Louie Sakoda
2014 Tom Hackett
2015 Tom Hackett
2016 Mitch Wishnowsky
2017 Mitch Wishnowsky
2018 Mitch Wishnowsky

Lou Groza Award
2008 Louie Sakoda
2017 Matt Gay

COLLEGE FOOTBALL HALL OF FAME

Coach
Ike Armstrong (1957 Induction)



Kyle Whittingham has garnered National Coach of the Year honors twice in 15 seasons.

UTAH FIRST-TEAM ALL-AMERICANS

1932	Frank Christensen, FB	2009	Zane Beadles, OL
1957	Lee Grosscup, QB	2010	Shaky Smithson, PR
1970	Marv Bateman, P	2012	Star Lotulelei, DL
1973	Steve Odom, RS	2014	Kaelin Clay, PR
1981	Steve Clark, DL	2014	Nate Orchard, DE
1984	Carlton Walker, OL	2014	Tom Hackett*, P
1985	Erroll Tucker, RS	2015	Tom Hackett*, P
1994	Luther Elliss*, DL	2016	Mitch Wishnowsky*, P
2002	Jordan Gross*, OL	2017	Matt Gay*, K
2004	Chris Kemoeatu, OL	2019	Bradlee Anae*, DE
2004	Alex Smith, QB		
2006	Eric Weddle*, DB		
2007	Louie Sakoda, P		
2008	Louie Sakoda*, K		

**Consensus All-Americans
All were designated by an NCAA major selector.*

INFORMATION

HERE'S UTAH

2020 OUTLOOK

PLAYER BIOS

COACHES & STAFF

SERIES HISTORY

2019 IN REVIEW

BOWL HISTORY

RECORD BOOK



All-Americans

INFORMATION

HERE'S UTAH

2020 OUTLOOK

PLAYER BIOS

COACHES & STAFF

SERIES HISTORY

2019 IN REVIEW

BOWL HISTORY

RECORD BOOK



Marv Bateman, 1970-71

1971

Marv Bateman, Punter

1st Team The Sporting News
1st Team Time Magazine

1973

Steve Odom, Return Specialist

1st Team FWAA

1980

Jeff Griffin, Defensive Back

2nd Team N.E.A.

1981

Steve Clark, Defensive Tackle

1st Team FWAA
3rd Team Associated Press
2nd Team N.E.A.

1984

Carlton Walker, Offensive Guard

1st Team FWAA
2nd Team Associated Press
1st Team N.E.A.

1985

Erroll Tucker, Return Specialist

1st Team FWAA
1st Team The Sporting News
1st Team Football News
1st Team Gannett News Service

1991

Bryan Rowley, Wide Receiver

2nd Team The Sporting News

1994

Luther Elliss, Defensive Tackle

Consensus All-American
1st Team Associated Press
1st Team AFCA
1st Team FWAA
1st Team Scripps Howard
1st Team The Sporting News
1st Team UPI
2nd Team Football News
3rd Team College Sports

Anthony Brown, Offensive Tackle

3rd Team Associated Press

Mike McCoy, Quarterback

2nd Team Football News

2001

Doug Kaufusi, Offensive Tackle

3rd Team The Sporting News

2002

Jordan Gross, Offensive Tackle

Consensus All-American
1st Team FWAA
1st Team Walter Camp
1st Team Associated Press
1st Team CNNSI.com
1st Team Sportsline.com

2004

Alex Smith, Quarterback

1st Team FWAA
1st Team SI.com
2nd Team Walter Camp



Eric Weddle, 2006



Alex Smith, 2004

Chris Kemoeatu, Offensive Guard

1st Team FWAA
1st Team SI.com

Steve Savoy, Wide Receiver

2nd Team SI.com

Morgan Scalley, Defensive Back

2nd Team Associated Press
2nd Team SI.com

2006

Eric Weddle, Defensive Back

Consensus All-American
1st Team AFCA
1st Team SportsIllustrated.com
1st Team CBSSportsline.com
1st Team Sporting News
1st Team CollegeFootballNews.com
1st Team Rivals.com
2nd Team Associated Press
2nd Team Walter Camp

2007

Louie Sakoda, Punter

1st Team FWAA
1st Team CBSSports.com
2nd Team SI.com
2nd Team CollegeFootballNews.com

Louie Sakoda, Kicker

1st Team Rivals.com
2nd Team CollegeFootballNews.com
2nd Team Phil Steele

2008

Louie Sakoda, Kicker

Consensus All-American (unanimous)
1st Team Associated Press
1st Team AFCA
1st Team FWAA
1st Team Walter Camp
1st Team Sporting News

2009

Zane Beadles, Offensive Line

1st Team FWAA
1st Team College Football News
1st Team Phil Steele
2nd Team Walter Camp
2nd Team SI.com
3rd Team Sporting News

2010

Shaky Smithson, Punt Returner

1st Team Walter Camp
1st Team Scout/FoxSports.com
2nd Team Phil Steele
2nd Team CBSSports.com
3rd Team Rivals.com

Caleb Schlauderaff, Offensive Line

2nd Team Walter Camp
2nd Team SI.com
3rd Team Associated Press
4th Team Phil Steele



Caleb Schlauderaff, 2010

All-Americans



Matt Gay, 2017-18

2012

Star Lotulelei, Defensive Tackle

1st Team Associated Press
1st Team Walter Camp
1st Team Athlon
1st Team Scout.com/
FoxSportsNext.com
2nd Team CBSSports.com

Reggie Dunn, Kick Returner

1st Team Athlon
1st Team ESPN
1st Team CBSSports.com
2nd Team Scout.com/
FoxSportsNext.com

2014

Tom Hackett, Punter

Consensus All-American
1st Team Walter Camp
1st Team Associated Press
1st Team AFCA
1st Team FWAA
2nd Team Sporting News
1st Team Phil Steele
1st Team CBSSports.com
1st Team FOXSports.com
1st Team Scout.com
1st Team SB Nation
2nd Team USA Today

Nate Orchard, Defensive End

1st Team Walter Camp
1st Team FWAA
2nd Team Associated Press
2nd Team Sporting News
1st Team ESPN.com
1st Team Phil Steele

1st Team Scout.com
1st Team SB Nation
2nd Team USA Today
2nd Team FOXSports.com

Kaelin Clay, Returner

1st Team Sporting News
1st Team CBSSports.com
1st Team FOXSports.com
2nd Team Scout.com

2015

Tom Hackett, Punter

Consensus All-American (unanimous)
1st Team Walter Camp
1st Team Associated Press
1st Team FWAA
1st Team Sporting News
1st Team AFCA
1st Team USA Today
1st Team Sports Illustrated
1st Team ESPN.com
1st Team Phil Steele
1st Team Athlon
1st Team Scout.com
2nd Team CBS Sports

Andy Phillips, Kicker

2nd team CBS Sports

2016

Mitch Wishnowsky, Punter

Consensus All-American
1st Team Walter Camp
1st Team Sporting News
1st Team Associated Press
1st Team FWAA
1st Team AFCA
1st Team ESPN.com
1st Team Sports Illustrated
1st Team USA Today
1st Team FOXSports.com
1st Team Pro Football Focus
1st Team Phil Steele
1st Team SB Nation
1st Team Sports on Earth
1st Team CollegeSportsMadness.com
2nd Team CBS Sports.com

Hunter Dimick, Defensive End

2nd Team Walter Camp
2nd Team FWAA
3rd Team Associated Press
2nd Team Phil Steele
2nd Team FOXSports.com
2nd Team Sports on Earth
2nd Team CollegeSportsMadness.com

Marcus Williams, Defensive Back

2nd Team Pro Football Focus

Garrett Bolles, Offensive Line

2nd Team USA Today

Chase Dominguez, Snapper

3rd Team Phil Steele

2017

Matt Gay, Kicker

Consensus All-American
1st Team Associated Press
1st Team FWAA
1st Team Sporting News
2nd Team Walter Camp
2nd Team AFCA
1st Team Sports Illustrated
1st Team USA Today
1st Team ESPN.com
1st Team Phil Steele
1st Team SB Nation
1st Team Bleacher Report
1st Team College Football News
2nd Team The All-American
2nd Team CBSSports.com
2nd Team Sports on Earth
2nd Team Pro Football Focus

Mitch Wishnowsky, Punter

2nd Team Walter Camp
2nd Team FWAA
3rd Team Associated Press
2nd Team Phil Steele
2nd Team Sports on Earth

2018

Mitch Wishnowsky, Punter

2nd Team Walter Camp
2nd Team Associated Press
2nd Team AFCA
3rd Team Phil Steele

Chase Hansen, Linebacker

2nd Team FWAA
2nd Team Sporting News
2nd Team The Athletic
2nd Team Phil Steele

Matt Gay, Kicker

2nd FWAA
2nd Team Pro Football Focus
3rd Team Associated Press
2nd Team Phil Steele

2019

Bradlee Anae, DE

Consensus All-American
1st Team AFCA
1st Team FWAA
1st Team Sporting News
1st Team Walter Camp
3rd Team Associated Press
1st Team Bleacher Report

1st Team ESPN
1st Team Sports Illustrated
1st Team USA Today
2nd Team The Athletic
2nd Team CBS Sports

Jaylon Johnson, CB

2nd Team Walter Camp
2nd Team Associated Press
2nd Team Sports Illustrated
2nd Team USA Today
3rd Team Pro Football Focus

Leki Fotu, DT

2nd Team FWAA
2nd Team Walter Camp
3rd Team Associated Press

Julian Blackmon, S

2nd Team AFCA
2nd Team Associated Press
1st Team The Athletic
1st Team Pro Football Focus
1st Team Sports Illustrated
2nd Team USA Today

Zack Moss, RB

3rd Team Associated Press
1st Team Pro Football Focus
2nd Team CBS Sports
2nd Team FWAA

Tyler Huntley, QB

3rd Team Pro Football Focus

Brant Kuithe, TE

3rd Team Pro Football Focus

List does not include honorable mention All-Americans.



Jaylon Johnson, 2019



First-Team All-Americans

47 FRANK CHRISTENSEN


Fullback
1930-32
1932 All-American




Frank Christensen was a 1932 first-team United Press All-American and also earned honors from World Telegram, Central Press and the Newspaper Enterprise Association. He served as team captain as a junior and senior and was a first-team Rocky Mountain Conference selection all three years he played at Utah. The Utes never lost a conference game with Christensen on the field.

11 LEE GROSSCUP

Quarterback
1957-58
1957 All-American



Lee Grosscup was named a first-team All-American in 1957 by The FWAA, the Newspaper Enterprise Association and Williamson National Football Rating.



Lee Grosscup, 1957

In addition to his first-team citations, Grosscup was honored by numerous outlets as a second-team All-American and finished 10th in the balloting for the 1957 Heisman Trophy. Grosscup set a collegiate record during his junior season, completing 94-of-136 passes for a 68.6 completion percentage (which remains a school record). He also led the nation in passing yardage in 1957, throwing for 1,398 yards, including 10 touchdowns and just two interceptions (the latter ranked first in the nation). His 1,274 yards of total offense ranked sixth in the nation in 1957. He gained national notoriety against Army in 1957, when he passed for 316 yards. Grosscup, who also punted for Utah, was an all-Skyline Conference first-team selection in both 1957 and 1958. He was a first-round selection of the New York Giants in the 1959 NFL Draft.

YEAR	ATT	CMP	INT	PCT	YDS	TD
1957	137	94	2	68.6	1398	10
1958	124	68	n/a	54.8	828	3
Career	261	162	—	62.1	2226	13

81 MARV BATEMAN

Punter
1969-72
1970 All-American



Marv Bateman was a first-team All-America punter by the FWAA in 1970. He also earned first-team All-America honors by The Sporting News in both 1970 and '71, as well as Time Magazine in 1971. As a junior in 1970, Bateman set an NCAA record by averaging 45.6 yards, helping Utah lead the nation in net punting. A year later, he broke his own NCAA record by averaging 48.1 yards per punt. Bateman still holds Utah records for single-season (48.07, 1971) and career (46.89) punting average. His long punt of 72 yards came his junior year. He also handled field goal and PATs, and made a 52-yard field goal in 1970. Bateman earned all-WAC honors in 1970 and 1971. Drafted in the third round by Dallas in 1973, he played six years in the NFL and was All-Pro in 1976 as a member of the Buffalo Bills.

YEAR	PUNT	YARDS	AVG	PAT	FG	PTS
1969	—	—	—	25	10	55
1970	65	2968	45.6	24	7	45
1971	68	3269	48.3	6	4	18
Career	133	6237	46.9	55	21	118

25 STEVE ODOM

Return Specialist
1970-73
1973 All-American



Steve Odom, a 1973 FWAA All-America kick returner, averaged 29.5 yards on 21 kickoff returns. His average included a 93-yard kickoff return for a touchdown. Odom was also a stellar punt returner – averaging 23.3 yards per return in 1973, including two for scores. For his career, Odom averaged 26.1 yards per kickoff return. He holds several school records for kick and punt returns as well as receiving. Odom, who was also an all-WAC flanker in 1973, was selected by the Green Bay Packers in the fifth round of the 1974 NFL Draft.

YEAR	KOR	YDS	AVG	TD	LG
1971	37	980	26.5	1	85
1972	41	984	17.4	2	95
1973	21	618	29.5	1	93
Career	99	2582	26.1	4	95

YEAR	PR	YDS	AVG	TD	LG
1972	14	244	17.4	2	95
1973	13	304	23.3	2	78
Career	27	548	20.3	4	95

99 STEVE CLARK

Defensive Line
1978-81
1981 All-American



Steve Clark, a 1981 FWAA All-America defensive lineman for Utah, led the Utes in sacks (12) and fumble recoveries (3). He also forced a fumble and recorded 62 total tackles as a senior. Clark was an all-Western Athletic Conference selection in 1980 and '81. For his career, Clark tallied 213 tackles, 20 sacks and five fumble recoveries. He was selected in the ninth round of the 1982 NFL Draft by the Miami Dolphins.

YEAR	UT	AT	TOT	SACK	FR
1978	4	20	24	1	1
1979	10	29	39	3	1
1980	25	63	88	4	0
1981	16	46	62	12	3
Career	55	158	213	20	5

INFORMATION

HERE'S UTAH

2020 OUTLOOK

PLAYER BIOS

COACHES & STAFF


SERIES HISTORY

2019 IN REVIEW

BOWL HISTORY

RECORD BOOK

First-Team All-Americans



Steve Clark, 1981

1985, he took two back for touchdowns. Two of his 24 kickoff returns also went for touchdowns, including a long return of 100 yards. At the time, Tucker was just the third player in NCAA history to score on a punt return, kick return and interception return in one season. He remains the only player in NCAA history to score more than one touchdown in a single season on punt (2), kickoff (2) and interception (3) returns. Also an all-conference defensive back as a senior, Tucker grabbed six interceptions and broke up nine passes in 1985. He was a two-time all-WAC return specialist. As a junior in 1984, Tucker ranked 14th in the nation in kickoff returns and eighth in punt returns. He was selected in the fifth round of the 1986 NFL Draft by Pittsburgh.

YEAR	KOR	YDS	AVG	TD	LG
1984	17	393	23.1	0	74
1985	24	698	29.1	2	100
Career	41	1091	26.6	2	100

YEAR	NO	YDS	AVG	TD	LG
1984	22	257	11.7	1	69
1985	16	389	24.3	2	62
Career	38	646	17.0	3	69



Luther Elliss, 1994

76
CARLTON WALKER
Offensive Line
1983-84
1984 All-American



Carlton Walker, a 1984 FWAA All-America offensive lineman, anchored an offensive line that blocked for a 430.5-yard-per game rushing attack. Among Walker's best attributes were his ability to pull and lead the Utah option game, and to put a block on an opponent in the open field. Walker also earned all-Western Athletic Conference honors in 1984. He played tackle as a junior in 1983, before moving to guard the next year.

2
ERROLL TUCKER
Return Specialist
1984-85
1985 All-American



Erroll Tucker was named a 1985 All-America return specialist by the FWAA as well as The Sporting News, Football News and Gannett News Service. In an amazing senior season, Tucker became the first player in the history of college football to lead the country in both kickoff (29.1) and punt return (24.3) average. He also set an NCAA single-season record for highest combined return average (punts and kicks), averaging 27.2 yards per return in 1985. Of his 16 punt returns in



Erroll Tucker, 1985

83
LUTHER ELLISS
Defensive Line
1991-94
1994 Consensus All-American



Luther Elliss was declared a consensus All-American in 1994 after making the Associated Press, AFCA, FWAA, Scripps Howard and United Press International first teams. Elliss led the 1994 squad with nine tackles for loss, while also tallying 78 total tackles, four sacks, two fumble recoveries, two pass break-ups and a forced fumble. A three-time all-WAC selection, he led the conference in sacks as a junior with 10, despite being double-teamed on virtually every play. He recorded a league-high 16 tackles for loss as a sophomore. Elliss' 47 career tackles for loss is tied for the school record. He finished his career 239 total tackles, including 116 solo stops. Selected in the first round of the 1995 NFL Draft by the Detroit Lions, Ellis was the No. 20 overall selection. He went on to become an all-pro player.

YEAR	UT	AT	TT	TFL	SKS
1991	13	11	24	1	3
1992	34	53	87	16	2
1993	26	24	50	3	9
1994	43	35	78	9	4
Career	116	123	239	29	18

INFORMATION
HERE'S UTAH
2020 OUTLOOK
PLAYER BIOS
COACHES & STAFF
SERIES HISTORY
2019 IN REVIEW
BOWL HISTORY
RECORD BOOK



First-Team All-Americans

69

JORDAN GROSS

Offensive Line
 1999-2002
 2002 Consensus All-American



Jordan Gross was proclaimed a consensus All-American in 2002—earning first team honors from the Associated Press, FWA and Walter Camp. Gross was one of three Outland Trophy finalists in 2002 and a unanimous first-team all-Mountain West Conference selection. He did not allow a sack as a junior and senior. Gross started 37 consecutive games, beginning with the final three games of his freshman season in 1999. As a senior in 2002, he registered 129 pancake blocks, including double-figure games against Wyoming (20), BYU (14) and Indiana (13). He also graded out at 100 percent hustle and 93 percent blocking in 2002. Gross was a first-round draft choice and the No. 8 overall pick in the 2003 NFL Draft – going to the Carolina Panthers. He started all 11 years of his NFL career with Carolina, making the Pro Bowl team in 2009.



Jordan Gross, 2002

68

CHRIS KEMOEATU

Offensive Line
 2001-04
 2004 All-American



Chris Kemoatu was named a first-team All-America offensive lineman in 2004 by the FWA and SportsIllustrated.com. Also first-team all-Mountain West Conference as a senior, the right guard averaged



Chris Kemoatu, 2004

68 snaps per game and recorded a team-best 81 knockdowns. Kemoatu had four double-digit knockdown games during his senior season, including 11 vs. BYU in the regular-season finale. He anchored an offensive line in 2004 that helped set single-season school records for total offense, scoring offense, average yards per rush, completion percentage, passing efficiency and first downs. Kemoatu was a sixth-round selection of the Pittsburgh Steelers in the 2005 NFL Draft, helping lead the team to two Super Bowl wins (2009, 2011).

11

ALEX SMITH

Quarterback
 2002-04
 2004 All-American



Alex Smith, a 2004 Heisman Trophy finalist who finished fourth in the balloting, earned National Player of the Year honors from Sports Illustrated and The Sporting News. He was a first-team All-American by the FWA and SI.com, and named to Walter Camp's second team. He became Utah's first No. 1 NFL Draft pick, foregoing his senior season after being selected by the San Francisco 49ers in 2005. Smith was the 2004 MWC Offensive Player of the Year and passed for 32 touchdowns – completing 214-of-317 attempts for 2,952 yards. He also rushed for 631 yards and 10 touchdowns in '04. Smith posted a 21-1 record in his two-years as Utah's starting quarterback and boasted a touchdown-to-interception ratio of 5.9:1. He was a second-team all-MWC performer during his sophomore season, passing for 2,247 yards and rushing for 452 yards. He tossed 15

touchdown passes against just three interceptions as a sophomore, including a stretch of 180 attempts without an interception. In addition to his on-field accomplishments, Smith was outstanding in the classroom. He was named the 2004-05 Academic All-American of the Year for all NCAA sports. Smith graduated with a bachelor's degree in economics at age 20, after just two years at the U. He began work on a master's degree before declaring for the draft. Smith was named to the Academic All-America Hall of Fame in 2020.

YEAR	G/GS	ATT	CMP	INT	PCT	YDS	TD
2002	2/0	4	2	1	50.0	4	0
2003	11/10	266	173	3	65.0	2247	15
2004	12/12	317	214	4	67.5	2952	32
Career	25/22	587	389	8	66.3	5203	47

32

ERIC WEDDLE

Defensive Back
 2003-06
 2006 Consensus All-American



Defensive back Eric Weddle, one of the most versatile players in NCAA history, became Utah's third consensus All-American in 2006. Weddle, named a first-team All-America defensive back by the AFCA and The Sporting News was also a second-team Walter Camp and Associated Press All-American. A two-time MWC Defensive Player of the Year (2005-06), Weddle led the league in interceptions as a senior with seven – returning two picks for touchdowns. He also starred for the offense and scored eight touchdowns in 2006 (2 on interception returns, 1 on a fumble return, 5 rushing). Weddle passed for a touchdown against BYU. Against San Diego State, he scored three touchdowns (2 on interception returns and 1 rushing) and became the first player in Utah history to score on back-to-back plays from scrimmage. In his final game at Utah, he had six tackles, an interception, an assisted sack, a fumble recovery, 56 yards rushing and a touchdown. The four-year starter was named a first-team FWA Freshman All-American in 2003 as a true freshman. Weddle finished his career with 18 interceptions to rank second all-time at Utah. He was selected in the second round of the 2007 NFL Draft by San Diego as the No. 37 overall pick. In his 13-year NFL career, he was two-time All-Pro and a six-time Pro Bowl selection.

YEAR	G/GS	UT	AT	TOT	TFL	SACK
2003	12/9	29	31	60	4.5-33	4-30
2004	11/11	47	28	75	4.5-21	1-3
2005	12/12	49	29	78	11.0-46	4-29
2006	13/13	40	24	64	2.5-8	1-7
Career	48/45	165	112	277	22.5-108	10-69

INFORMATION

HERE'S UTAH

2020 OUTLOOK

PLAYER BIOS

COACHES & STAFF

SERIES HISTORY

2019 IN REVIEW

BOWL HISTORY

RECORD BOOK

First-Team All-Americans



Louie Sakoda, 2007-08

35 LOUIE SAKODA

Punter/Kicker
2005-08
2007 All-America Punter
2008 Consensus All-America Kicker



The first unanimous consensus All-American in Utah football history, Louie Sakoda was a 2008 first-team kicker by all five of the organizations that voted on the consensus team: Associated Press, AFCA, FWAA, Walter Camp and Sporting News. A year earlier, he was a 2007 first-team All-America punter (FWAA). A four-year starting punter and three-year starting kicker, Sakoda became the second player in the FWAA history (joining USC's Reggie Bush) to make first-team All-American at two positions. As a senior, he became just the second player ever named a Ray Guy and Lou Groza finalist in the same year. Sakoda was a three-time Mountain West Conference Special Teams Player of the Year (2006-08) and was named MWC Special Teams Player of the Week a league-record 12 times. During his career, he set most of Utah's kicking and punting records. His 308 career points broke a 76-year old school scoring record and his 57 career field goals broke the MWC record. He won numerous off-field awards as well, including a 2008 NCAA Top VIII citation. He was a 2008 CoSIDA first-team Academic All-American.

YEAR	G	PUNT	YDS	AVG	LONG	120
2005	11	54	2002	37.1	52	22
2006	13	59	2598	44.0	75	30
2007	13	73	3231	44.3	67	28
2008	13	56	2357	42.1	81	24
Career	51	242	10188	42.1	81	104

YEAR	G	PAT	PCT	FG-A	PCT	LONG
2006	13	43-43	1.000	16-20	.800	45
2007	13	38-40	.943	19-22	.864	51
2008	13	56-57	.982	22-24	.917	53
Career	39	137-140	.978	57-66	.863	53

68 ZANE BEADLES

Offensive Line
2005-09
2009 All-American



Offensive tackle Zane Beadles was a first-team All-American by the FWAA, College Football News and Phil Steele as a senior in 2009. He was a second-team Walter Camp and SI.com All-American, and made the Sporting News' third team. The four-year starter was a three-time all-conference selection, making the first team in 2008 and 2009, and the second team in 2007. Utah won 47 games (47-17) during his five years on the team. A finalist for the Lowe's Senior Class Award and Wuerffel Trophy, he was also a second-team 2009 Academic All-American and one of just 12 football players to win an NCAA Postgraduate Scholarship. He served four years on Utah's Student-Athlete Advisory Committee (SAAC). He was a second-round draft pick of the Denver Broncos in 2010, played nine seasons in the league and was named to the 2012 Pro Bowl.



Zane Beadles, 2009



Shaky Smithson, 2010

1 SHAKY SMITHSON

Punt Returner
2009-10
2010 All-American



After leading the nation in punt return average (19.1) and punt return yards (572) as a senior in 2010, Shaky Smithson was named a first-team All-American by the Walter Camp. Smithson, who also played wide receiver, was a first-team All-America all-purpose back by Scout/FoxSports.com. His other All-America accolades included second-team Phil Steele and CBSSports.com, third-team Rivals.com and honorable mention SI.com. The only player in Utah history to reach 500 yards in punt returns in a single season, his 572 yards set an MWC record. He averaged 44.0 yards per game in punt returns and was the only player in the country with four 100-yard punt return games: 145 vs. Iowa State, 140 vs. New Mexico, 128 vs. UNLV, 111 vs. Wyoming. He returned a punt for a touchdown in back-to-back weeks against UNLV and New Mexico and made it to the 2-yard line against Iowa State. He also led Utah with 21 kickoff returns for 507 yards (24.1 average) and was named the MWC Special Teams Player of the Week three times.

YEAR	PR	YDS	AVG	TD	LONG
2009	13	123	9.5	0	40
2010	30	572	19.1	2	78
Career	43	695	16.2	2	78

INFORMATION
 HERE'S UTAH
 2020 OUTLOOK
 PLAYER BIOS
 COACHES & STAFF
 SERIES HISTORY
 2019 IN REVIEW
 BOWL HISTORY
 RECORD BOOK



First-Team All-Americans

92 STAR LOTULELEI

Defensive Tackle
2010-12
2012 All-American



Defensive tackle Star Lotulelei made six All-America teams as a senior in 2012, including first-team Associated Press (becoming only the second Utah defensive lineman ever to make the A.P. first team), Walter Camp, Athlon Sports and Scout.com/FoxSportsNext.com. Lotulelei was a first-team All-Pac-12 selection in both 2011 and 2012 and won the 2011 Morris Trophy, which is awarded to the Pac-12's best defensive lineman by vote of the league's starting offensive linemen. He was named the Most Valuable Lineman in the 2011 Sun Bowl. Despite facing double or triple teams on virtually every play his last two seasons, he recorded 22.5 tackles for loss, seven sacks, five fumble recoveries and four forced fumbles in his three-year career. The Carolina Panthers selected him in the first round of the 2013 NFL Draft with the 14th overall pick.

YEAR	G/GS	UT	AT	TOT	TFL	SACK
2010	13/3	7	14	21	2.5-6	0.5-3
2011	13/13	16	28	44	9.0-26	1.5-12
2012	12/12	25	17	42	11.0-34	5.0-24
Career	38/28	48	59	107	22.5-66	7.0-39



Star Lotulelei, 2012



Nate Orchard, 2014

8 NATE ORCHARD

Defensive End
2011-14
2014 All-American



Nate Orchard won the Ted Hendricks Award as the nation's top defensive end and was named to 10 All-America teams in 2014 after leading the nation in sacks per game (1.46) and finishing second in total sacks (18.5). He was named a first-team All-American by Walter Camp, FWAA, ESPN.com, Phil Steele, Scout.com and SB Nation and was second team AP, Sporting News, USA Today and FOXSports.com. Also first-team All-Pac-12 in 2014, he won the Morris Award, recognizing him as the Pac-12's best defensive lineman as chosen by the league's starting offensive linemen. He played in all 50 games in his four-year career (2011-14) with 36 starts and finished his career tied for third in school history in career sacks (25) and second in career tackles for loss (38.5) and forced fumbles (8). He went to the Cleveland Browns in the second round of the 2015 NFL Draft.

YEAR	G/GS	UT	AT	TOT	TFL	SACK
2011	13/0	3	1	4	0-0	0-0
2012	12/11	29	19	48	8.5-50	3.0-22
2013	12/12	22	28	50	9.0-33	3.5-18
2014	13/13	54	30	84	21-123	18.5-118
Career	50/36	108	78	186	38.5-206	25-158

8 KAELIN CLAY

Return Specialist
2014
2014 All-American



Kaelin Clay made four All-America teams as a return specialist in his only season at Utah, including first team Sporting News, CBSSports.com and FOXSports.com, and second team Scout.com. Clay, who was also the first-team All-Pac-12 return specialist, won the College Football Performance Awards (CFPA) Punt Returner Trophy. He tied for first in the nation in punt returns for touchdowns (3) and total returns for touchdowns (4, including 1 kickoff). He led the Pac-12 and ranked fourth in the nation in punt return average (15.0). In his first game, he was named Pac-12 Special Teams Player of the Week after two returns for touchdowns (a 46-yard punt return and a 100-yard kickoff return) against Idaho State. Clay also started at receiver and was selected by Tampa Bay in the sixth round of the 2015 NFL Draft.

YEAR	G/GS	REC	YDS	AVG	TD	LONG
2014	13/10	43	523	12.2	4	78

YEAR	G	PR	YDS	AVG	TD	LONG
2014	13	23	346	15.0	3	66

YEAR	G	KOR	YDS	AVG	TD	LONG
2014	13	22	548	24.9	1	100



Kaelin Clay, 2014

INFORMATION

HERE'S UTAH

2020 OUTLOOK

PLAYER BIOS

COACHES & STAFF

SERIES HISTORY

2019 IN REVIEW

BOWL HISTORY

RECORD BOOK

First-Team All-Americans



Tom Hackett, 2014-15

33 TOM HACKETT

Punter
2012-15
2014 Consensus All-American
2014 Ray Guy Award Winner
2015 Consensus All-American
2015 Ray Guy Award Winner



Tom Hackett was a two-time Ray Guy Award winner (2014-15) as the country's best punter and the first Ray Guy Award winner in Utah and Pac-12 history. He was also Utah's first two-time consensus All-American (unanimous in 2015). Over his career, Hackett was named to the first team by all five of the organizations that determine the consensus All-America team and was a two-time first-team selection by four of them (Walter Camp, Associated Press, AFCA and FWAA). He made a total of 14 All-America first teams his junior and senior seasons. A three-time first-team All-Pac-12 punter, Hackett was the only Ute player named to the Pac-12 All-Century Football Team. He placed 43.8% of his career punts inside the 20 (106-of-242) and had just 26 touchbacks in 242 punts.

YEAR	PUNT	YDS	AVG	I20	50+	LONG
2012	25	972	38.9	15	1	58
2013	76	3300	43.4	27	19	70
2014	80	3736	46.7	36	25	70
2015	61	2925	48.0	28	23	76
Career	242	10933	45.2	106	68	76

33 MITCH WISHNOWSKY

Punter
2016-18
2016 Consensus All-American
2016 Ray Guy Award Winner
2017 All-American
2018 All-American



The first three-time Ray Guy Award finalist in NCAA history, Mitch Wishnowsky won the award in his first season at Utah in 2016, when he was also a unanimous consensus All-American. He was a second-team All-American in both 2017 and 2018 and a Ray Guy Award finalist both seasons. In his unanimous consensus, Ray Guy Award winning season in 2016, Wishnowsky earned first-team All-America honors from Walter Camp, AP, AFCA, FWAA and *Sporting News*. He was also a first-team All-American by ESPN.com, Sports Illustrated, USA Today, Fox Sports.com, Pro Football Focus, Phil Steele and SB Nation. He led the nation in net punting (44.63) and ranked second nationally in punt average (47.7) with 64 punts for 3,053 yards, and led the nation and set a school record for most 50+ yard punts in a season (30). Wishnowsky also led the nation in punts inside the 10-yard line (17) and was second nationally in both punts inside the 20-yard line (34) and percentage of punts inside the 20 (53.13%, 34-of-64). Wishnowsky, a three-time first-team All-Pac-12 punter, made several All-American second teams in 2017 and 2018. He became just the third Ute punter ever drafted into the NFL (the first since 1979), going in the fourth round to San Francisco in the 2019 NFL Draft

YEAR	PUNT	YDS	AVG	I20	50+	LONG
2016	64	3,053	47.7	34	30	66
2017	52	2,282	43.9	16	12	60
2018	59	2,669	45.2	24	20	68
Career	175	8,004	45.7	74	62	68

97 MATT GAY

Kicker
2017-18
2017 Consensus All-American
2017 Lou Groza Award Winner



In his first season of NCAA football in 2017, Matt Gay won the Lou Groza Award and was named a consensus All-American. Gay's consensus honors included first team AP, FWAA and *Sporting News* and second team Walter Camp and AFCA. He also won the Vlade Award as the nation's most accurate kicker. Gay led the nation in 2017 in field goals made (30), field goals made per game (2.31), 50+ yard field goals (5) and field goals attempted (34) and was fifth in the nation (first in the Pac-12) in field goal percentage (.882). A first-team All-Pac-12 selection each of his two seasons, he set school records for points (130), field

goals made (30), field goal attempts (34) and 50-yard field goals in a season (5). Gay opened his NCAA football career by making 14-straight field goals. He became the first kicker in Utah history selected in the NFL Draft, going in the fifth round to Tampa Bay.

YEAR	FGM-A	PCT	PAT	PCT	LONG
2017	30-34	88.2	40-40	100.0	56
2018	26-31	83.9	45-45	100.0	55
Career	56-65	86.2	85-85	100.0	56

6 BRADLEE ANAE

Defensive End
2016-19
2019 Consensus All-American



Bradlee Anae earned consensus All-America honors during his senior season, selected to the first teams of the AFCA, FWAA, *Sporting News* and Walter Camp while earning third-team honors from the Associated Press. A two-time first-team All-Pac-12 defensive end, he was selected the winner of the 2019 Morris Trophy, which is awarded to the Pac-12's best defensive lineman by vote of the league's starting offensive linemen, and was a finalist for the Ted Hendricks Award. Anae ranked eighth in FBS and second in the Pac-12 with 13 sacks (0.93 sacks per game) as a senior. He led the Utes in sacks three seasons, breaking school records with 30.0 career sacks and 210 sack yards. Anae was selected in the fifth round of the 2020 NFL Draft (Dallas).

YEAR	G/GS	UT	AT	TOT	TFL	SACK
2016	6/0	4	0	4	2.0-14	2.0-14
2017	13/10	25	14	39	10.0-56	7.0-49
2018	14/14	27	24	51	15.5-83	8.0-56
2019	14/14	30	11	41	14.0-92	13.0-91
Career	47/38	86	49	135	41.5-245	30.0-210



Mitch Wishnowsky, 2016-18

INFORMATION

HERE'S UTAH

2020 OUTLOOK

PLAYER BIOS

COACHES & STAFF

SERIES HISTORY

2019 IN REVIEW

BOWL HISTORY

RECORD BOOK



All-Conference

INFORMATION

HERE'S UTAH

2020 OUTLOOK

PLAYER BIOS

COACHES & STAFF

SERIES HISTORY

2019 IN REVIEW

BOWL HISTORY

RECORD BOOK

SKYLINE CONFERENCE

1938

Bruce Balkan, E
Leonard McGarry, T
Ernest Baldwin, C
Paul Snow, HB

1939

Paul Bogden, E
Luke Pappas, T
Rex Geary, G
Bill Swan, QB

1940

Carlos Soffe, E
Floyd Spendlove, T
Rex Geary, G
Izzy Spector, HB

1941

Floyd Spendlove, T
Izzy Spector, HB

1942

LeGrande Gregory, E
Brigham Gardner, T
Burt Davis, C
Dewey Nelson, HB

1946

Dewey Nelson, HB

1947

Bernard Hafen, E
Bill Angelos, G
Cannon Parkinson, QB
Frank Nelson, FB

1948

Bernard Hafen, E
Tally Stevens, E
Wally Nalder, G
Bob Summerhays, FB

1949

Wally Nalder, G

1950

Dave Cunningham, QB
George Bean, FB

1951

Charles Kalani, G
Tom Dublinski, QB
Weston Gardner, LB

1952

Robert Morris, E
Ray Westort, G
Don Rydalch, QB
Don Peterson, HB
Jim Dublinski, T
Frank Branham, S

1953

Dick Bubak, E
James Durrant, G
Don Rydalch, QB
Don Peterson, FB

1955

Louis Mele, HB
Herb Nakkan, HB

1956

Larry Amizich, T
Chester Franklin, G

1957

Evert Jones, T
John Urses, C
Lee Grosscup, QB
Stuart Vaughn, HB
Merrill Douglas, FB

1958

Lee Grosscup, QB

1959

Larry Wilson, HB
Monk Bailey, FB

1960

Thornton Peterson, T
Tony Polychronis, G
Edward Pine, C

1961

Marv Fleming, E
Edward Pine, C

WESTERN ATHLETIC CONFERENCE

1962

First Team
Dave Costa, OT

Second Team

Roy Jefferson, E
Ron Manno, G

1963

First Team
Roy Jefferson, SE
Gary Hertzfeldt, DB

Second Team

Jerry Miller, G
Ron Coleman, HB
Aalen Jacobs, FB

1964

First Team
Roy Jefferson, SE
Mel Carpenter, OT
Ron Coleman, HB
Allen Jacobs, FB

1965

First Team
Mike Butera, TE
John Stipech, OT
Pat McKissick, C

1966

First Team
John Stipech, DT

Second Team

Merlin Driggs, OT
Dario DeBenedetti, OG
Pat McKissick, LB
Tom Hawkes, LB
Rich Tate, DB
Jerry Pullman, K

1967

First Team
Norm Chow, OG
Norm McBride, DE

Second Team

Jerome Lawson, LB

1968

First Team
Louis (Speedy) Thomas, SE
Norm McBride, DE

1969

First Team
Dale Nosworthy, TE
Larry Stone, LB
Norm Thompson, S

Second Team

Marion Boykin, OT
Ryan Williams, C
Ray Groth, QB
Dave Smith, RB
Marv Bateman, UU

CONFERENCE AWARDS

WESTERN ATHLETIC CONFERENCE

Lineman of the Year

1962 Dave Costa, OT
1966 John Stipech, DT
1973 Ron Rydalch, DT

Defensive Player of the Year

1981 Steve Clark, DT
1984 Filipo Mokofisi, LB
1994 Luther Ellis, DE

Newcomer of the Year

1976 Jack Steptoe, RS
1978 Jeff Lyall, DE
1984 Eddie Johnson, RB
1985 Larry Egger, QB

Freshman of the Year

1995 Chris Fuamatu-Ma'afala, RB

Coach of the Year

1964 Ray Nagel
1969 Bill Meek
1978 Wayne Howard

15-Year All-Star

First Team
Steve Odom, RS
Second Team
Roy Jefferson, WR
Dave Costa, DT
John Huddleston, LB
Norm Thompson, DB

MOUNTAIN WEST CONFERENCE

Offensive Player of the Year

2004 Alex Smith, QB
2008 Brian Johnson, QB

Defensive Player of the Year

1999 John Frank, DE
2004 Morgan Scalley, DB
2005 Eric Weddle, DB
2006 Eric Weddle, DB

Special Teams Player of the Year

2006 Louie Sakoda, PK/P
2007 Louie Sakoda, PK/P
2008 Louie Sakoda, PK/P

Freshman of the Year

2000 Jason Kaufusi, DL

Coach of the Year

2003 Urban Meyer
2004 Urban Meyer
2008 Kyle Whittingham

10th Anniversary Team

Alex Smith, QB
Jordan Gross, OT
Eric Weddle, DB
Steve Fifita, DL
Doug Kaufusi, OL

PAC-12 CONFERENCE

Offensive Player of the Year

2019 Zack Moss, RB

Coach of the Year

2019 Kyle Whittingham

Morris Trophy

2011 Star Lotulelei
2014 Nate Orchard
2016 Isaac Asiata
2019 Bradlee Anae

Pac-12 All-Century

Tom Hackett, P

All-Conference



Ron Coleman was an All-WAC selection in 1964 as Utah earned a share of the conference title and a Liberty Bowl victory.

1970**First Team**

Dale Nosworthy, TE
Gordon Jolley, OT
Norm Thompson, S
Marv Bateman, K

Second Team

James Brown, OE
Bruce Cousins, OT
Randy Hansen, LB

1971**First Team**

Marv Bateman, K

Second Team

Fred Graves, WR
Pete Michinock, DT
Ron Rydalch, DT
Elliott Hagood, LB
Steve Odom, RS

1972**First Team**

Bob Peterson, OT
Don Van Galder, QB
Fleming Jensen, PK
Bob Pritchett, DE
Bob Fratto, DT

1973**First Team**

Bill Powers, OG
Chuck Johanson, C
Steve Odom, FL/RS
Dan Marrelli, PK
Ron Rydalch, DT
Steve Marshall, S

1974**First Team**

John Huddleston, LB

1976**First Team**

Jack Steptoe, RS

1977**First Team**

Rick Partridge, P
Tom McNamara, PK

1978**First Team**

Jeff Lyall, DE
Tom Krebs, OG
Rick Partridge, P

1979**First Team**

Lewis Walker, RB
Jeff Griffin, DB
Tony Lindsay, RB

1980**First Team**

Dean Miraldi, OG
Jeff Griffin, DB
Steve Clark, DT

Second Team

Steve Folson, TE
Jack Campbell, OL
Wayne Jones, OL
Tony Lindsay, RB
Frank Sheldon, DL
Bill Gompf, LB

1981**First Team**

Steve Clark, DT
Jack Campbell, OT
Wayne Jones, OG
Del Rodgers, RB
Bill Gompf, LB

Tony Reed, DB
Gilbert Alvarez, PK

Second Team

Carl Monroe, RS

1982**First Team**

Carl Monroe, RB/RS
Lonnie Lawson, DB

Second Team

Gene Knickrehm, OL
Don Eck, C
Mark Blosch, LB

1983**First Team**

Jeff Reyes, DE

Second Team

Eddie Lewis, RB
Mark Blosch, LB
Reggie Richardson, DB

1984**First Team**

Danny Huey, WR
Carlton Walker, OG
Eddie Johnson, RB
Mark Blosch, LB
Filipo Mokofisi, LB
Peter Owens, NG
Erroll Tucker, RS

Second Team

Erroll Tucker, DB
Reggie Richardson, DB

1985**First Team**

Erroll Tucker, RS/DB
Kevin Reach, OG

Second Team

Loren Richey, WR
Don Logan, OL
Eddie Lewis, RB
Filipo Mokofisi, LB
Reggie Richardson, DB
Andre Guardi, PK

1986**First Team**

Loren Richey, WR
Dave Cullity, OT
Eddie Johnson, RB

Second Team

James Hansen, OL

1987**First Team**

Eric Jacobsen, DB

Second Team

Scott Lieber, PK

1988**First Team**

Carl Harry, WR
Dennis Smith, TE

Second Team

Scott Mitchell, QB
Eddie Johnson, RB
Garland Harris, LB
Eric Jacobsen, DB
Lavon Edwards, RS

1989**Second Team**

Dennis Smith, TE
Scott Mitchell, QB
Joe Clausi, DL
Wayne Lammie, PK

1990**First Team**

Anthony Davis, LB
Sean Knox, DB

Second Team

Jimmy Bellamy, DL

1991**First Team**

Bryan Rowley, WR
Jimmy Bellamy, DL
Anthony Davis, LB
LaVon Edwards, DB

Second Team

Mike DeHoog, OL
Keith Williams, RB
Dave Chaytors, DL
Keith Embray, DL
Reggie Alston, DB
Shannon Yates, DB

1992**First Team**

Luther Elliss, DE

Second Team

Mike DeHoog, OL
Dave Chaytors, DL

1993**First Team**

Luther Elliss, DE
Lance Scott, OC

Second Team

Bryan Rowley, WR
Henry Lusk, TE
Anthony Brown, OL
Mike McCoy, QB
Jamal Anderson, RB
Mark Rexford, LB
Chris Yergensen, PK

1994**First Team**

Luther Elliss, DT
Mark Rexford, LB
Kareem Leary, DB
Ernest Boyd, DB
Lance Scott, OC
Curtis Marsh, WR
Anthony Brown, OT

Second Team

Deron Claiborne, WR
Mike McCoy, QB
Bronzell Miller, DL

1995**First Team**

Harold Lusk, DB

Second Team

Rocky Henry, WR
Henry Lusk, TE
Chris Fae, OL
Henry Kaufusi, DL
Dan Pulsipher, PK

1996**First Team**

Kevin Dyson, WR
Chad Folk, OL
Chris Fuamatu-Ma'afala, RB
Harold Lusk, DB

Second Team

Barry Sims, OL
Robert Love, LB

1997**First Team**

Kevin Dyson, WR/ST
Danny Davis, OG
Pene Talamaivao, DL
Phil Glover, LB
Clarence Lawson, DB

Second Team

Nathan Sybrowsky, OL
Juan Johnson, RB
Robert Love, DB
Chris Hunter, P

1998**First Team**

Daniel Jones, WR
Mike Anderson, RB
John Frank, DL
Kautai Olevao, LB
Robert Love, DB

Second Team

Jerome Anderson, WR
Josh Cochran, OL
Darren Walker, OL
Sam White, OL
Pene Talamaivao, DL
Jason Hooks, LB



All-Conference

MOUNTAIN WEST CONFERENCE

1999

First Team

Mike Anderson, RB
John Frank, DL
Luis Park, OL
Steve Smith, RS
Kautai Olevao, LB

Second Team

Steve Smith, WR
Andre Dyson, DB
Jay Hill, DB

2000

First Team

Doug Kaufusi, OL
Andre Dyson, DB
Kautai Olevao, LB

Second Team

Steve Smith, WR/KR
Adam Tate, RB

Honorable Mention

Andy Bowers, DL
Brandon Dart, DB
Patrick Dyson, DB

Jordan Gross, OL
Jason Kaufusi, DL
Ma'ake Kemoeatu, DL
Steve McKane, OL
Matt Nickel, TE
Jason Potter, DB
Michael Richardson, OL/TE
Cliff Russell, WR
Garrett Smith, DL
Ed Ta'amu, OL
Wes Tufaga, LB

2001

First Team

Doug Kaufusi, OL
Garrett Smith, DL
Jason Kaufusi, DL
Sheldon Deckart, LB

Second Team

Cliff Russell, WR
Dameon Hunter, RB
Lauvale Sape, DL
Antwione Sanders, DB

Honorable Mention

Jordan Gross, OL
Ma'ake Kemoeatu, DL
Brian Lewis, P
Josh Lyman, WR

Dustin McQuivey, OL
Arnold Parker, DB
Michael Richardson, TE
Morgan Scalley, PR
Ed Ta'amu, OL
Adam Tate, RB

2002

First Team

Jordan Gross, OL
Jason Kaufusi, DL
Garrett Smith, DL
Antwoine Sanders, DB

Second Team

Brandon Warfield, RB
Lauvale Sape, DL
Sheldon Deckart, LB
Dave Revill, DB

Honorable Mention

Brooks Bahr, LB
Paris Jackson, WR
Chris Kemoeatu, OL
Brian Lewis, P
Josh Lyman, WR
Dustin McQuivey, OL
Bo Nagahi PR/KR
Josh Savage, DL
Morgan Scalley, PR/KR

2003

First Team

Ben Moe, TE
Josh Savage, DL
Paris Warren, WR

Second Team

Alex Smith, QB
Brandon Warfield, RB
Dave Revill, DB
Morgan Scalley, DB

Honorable Mention

Steve Fifita, DL
Thomas Herrion, OL
Ray Holdcraft, LB
Chris Kemoeatu, OL
Arnold Parker, DB
Max Petersen, OL
Steve Savoy, WR
Eric Weddle, DB

2004

First Team

Alex Smith, QB
Morgan Scalley, DB
Steve Savoy, WR
Chris Kemoeatu, OL
Steve Fifita, DL
Sione Pouha, DL

Second Team

Parris Warren, WR
Marty Johnson, RB

Jesse Boone, OL
Eric Weddle, DB

Honorable Mention
Makai Aalona, OL
Quinton Ganther, RB
Tommy Hackenbruck, LB
Matt Kovacevich, P
Spencer Toone, LB

2005

First Team

Eric Weddle, DB
Dan Beardall, PK
Jesse Boone, OL
Steve Fifita, DL
Spencer Toone, LB

Second Team

Brian Johnson, QB
Quinton Ganther, RB
Tavo Tupola, OL
Casey Evans, DB

2006

First Team

Eric Weddle, DB
Tavo Tupola, OL
Kelly Talavou, DL

Second Team

Brent Casteel, WR
Paul Soliai, DL
Joe Jiannoni, LB

Honorable Mention

Jason Boone, OL
Martail Burnett, DL
Robert Conley, OL
Casey Evans, DB
Brice McCain, KR
Derrek Richards, WR
Louie Sakoda, K/P
Steve Tate, DB

2007

First Team

Louie Sakoda, P
Martail Burnett, DL
Steve Tate, DB

Second Team

Darrell Mack, RB
Zane Beadles, OL
Robert Conley, OL
Louie Sakoda, K
Derrek Richards, PR/KR
Gabe Long, DL
Brice McCain, DB

Honorable Mention

Robert Johnson, DB
Paul Kruger, DL
Derrek Richards, WR
Stevenson Sylvester, LB

2008

First Team

Brian Johnson, QB
Louie Sakoda, K/P
Zane Beadles, OL
Robert Conley, OL
Paul Kruger, DL
Brice McCain, DB
Sean Smith, DB

Second Team

Freddie Brown, WR
Koa Misi, DL
Stevenson Sylvester, LB

Honorable Mention

Greg Newman, DL
David Reed, KR
Zane Taylor, OL
Mike Wright, LB

2009

First Team

Zane Beadles, OL
David Reed, WR
Eddie Wide, RB
Robert Johnson, DB
Koa Misi, DL
Stevenson Sylvester, LB

Second Team

Caleb Schlauderaff, OL
Zane Taylor, OL

Honorable Mention

Joe Phillips, K
Sean Sellwood, P
Sealver Siliga, DL
Mike Wright, LB

2010

First Team


Christian Cox, DL
Joe Phillips, K
Caleb Schlauderaff, OL
Zane Taylor, OL

Second Team

Jereme Brooks, WR
Tony Bergstrom, OL
Shaky Smithson, PR/KR
Chaz Walker, LB
Brandon Burton, DB

Honorable Mention

Brian Blechen, DB
Lamar Chapman, DB
DeVonte Christopher, WR
Matt Martinez, LB
Sealver Siliga, DL



Kevin Dyson earned All-WAC honors in 1996 and 1997 before embarking on a six-year career in the NFL.

INFORMATION
HERE'S UTAH
2020 OUTLOOK
PLAYER BIOS
COACHES & STAFF
SERIES HISTORY
2019 IN REVIEW
BOWL HISTORY
RECORD BOOK

All-Conference



Derrick Shelby had a team-high 10 tackles for loss and was named first-team All-Pac-12 in 2011, Utah's first year in the conference.

PAC-12 CONFERENCE

2011

First Team

Tony Bergstrom, OL
Star Lotulelei, DL
Derrick Shelby, DL

Second Team

John White, RB
John Cullen, OL

Honorable Mention

Greg Bird, ST
Conroy Black, DB
Brian Blechen, LB
Ryan Lacy, DB
Coleman Petersen, PK
Chaz Walker, LB

2012

First Team

Reggie Dunn, RS
Star Lotulelei, DL

Second Team

Sam Brenner, OL
Second Team
Tenny Palepoi, DL

Honorable Mention

Dres Anderson, WR
Vyncent Jones, OL
Keith McGill, DB
Andy Phillips, PK
Jason Whittingham, LB

2013

First Team

Trevor Reilly, DL
Tom Hackett, P

Second Team

Tenny Palepoi, DL

Honorable Mention

Brian Blechen, DB
Nate Fakahafua, DL
Joe Kruger, DL
Jake Murphy, TE
Jeremiah Poutasi, OL
Trevor Reilly, LB
Eric Rowe, DB
Sean Sellwood, P
Tevita Stevens, OL
John White, RB

2014

First Team

Devontae Booker, RB
Nate Orchard, DL
Andy Phillips, K
Tom Hackett, P
Kaelin Clay, RS

Second Team

Jeremiah Poutasi, OL

Honorable Mention

Brian Blechen, DB
Hunter Dimick, DL
Lowell Lotulelei, DL
Jared Norris, LB
Eric Rowe, DB

2015

First Team

Tom Hackett, P
Lowell Lotulelei, DL
Gionni Paul, LB
Marcus Williams, DB

Second Team

Devontae Booker, RB
J.J. Dielman, OL
Jared Norris, LB

Honorable Mention

Isaac Asiata, OL
Britain Covey, RS
Jason Fanaika, DL
Andy Phillips, PK

2016

First Team

Garett Bolles, OL
Hunter Dimick, DL
Mitch Wishnowsky, P

Second Team

Isaac Asiata, OL
Marcus Williams, DB
Andy Phillips, PK

Honorable Mention

Chase Hansen, DB
Lowell Lotulelei, DL
Filipo Mokofisi, DL
Pasoni Tasini, DL
Pita Taumoepenu, DL
Joe Williams, RB

2017

First Team

Matt Gay, K
Mitch Wishnowsky, P

Second Team

Darren Carrington, WR
Salesi Uhatafe, OL
Julian Blackmon, DB
Boobie Hobbs, RS

Honorable Mention

Lo Falemaka, OL
Kavika Luafatasaga, LB
Lowell Lotulelei, DL
Filipo Mokofisi, DL

2018

First Team

Jordan Agasiva, OL
Jackson Barton, OL
Bradlee Anae, DL
Leki Fotu, DL
Chase Hansen, LB
Jaylon Johnson, DB
Matt Gay, K
Mitch Wishnowsky, P
Britain Covey, RS

Second Team

Zack Moss, RB
John Penisini, DL
Julian Blackmon, DB
Marquise Blair, DB

Honorable Mention

Corrion Ballard, DB
Cody Barton, LB
Lo Falemaka, OL
Javelin Guidry, DB

2019

First Team

Tyler Huntley, QB
Zack Moss, RB
Darrin Paulo, OL
Bradlee Anae, DE
Leki Fotu, DT
Julian Blackmon, S
Jaylon Johnson, CB
Francis Bernard, LB

Second Team

Brant Kuithe, TE
John Penisini, DT

Honorable Mention

Terrell Burgess, S
Nick Ford, OL
Javelin Guidry, NB
Devin Lloyd, LB
Simi Moala, OL
Mika Tafua, DE
Orlando Umana, OL



Trevor Reilly made the All-Pac-12 first team in 2013 while leading Utah's defense with 97 tackles, 16 tackles for loss and 8.5 sacks.



Academic All-Conference

INFORMATION

HERE'S UTAH

2020 OUTLOOK

PLAYER BIOS

COACHES & STAFF

SERIES HISTORY

2019 IN REVIEW

BOWL HISTORY

RECORD BOOK

WESTERN ATHLETIC CONFERENCE

1962

Mel Carpenter
Ron Manno
Bud Scalley
Doug Wasko

1963

Mel Carpenter
Richard Groth

1966

Terry Baker
Tom Hawkes
Jerry Pullman
John Stipech

1973

Dave Dahl
Steve Odom
Ed Onofrio
Lance Robbins
Ron Rydalch

1974

Chuck Cole
Dave Dahl
Grant Gertsch
Pete Hristou
Dave O'Bagy
Lou Onofrio

1975

Grant Gertsch
Dick Graham
Pete Hristou

1976

Sam Baldwin
Mike Belnap
Dick Graham
Mike Moseley
Ron Small

1978

Cory Hansen
Rick Partridge
Derek Washington

1980

Sam Baldwin
Rondle Woods

1986

Don Kruse

1987

Eric Jacobsen

1988

Frank Bonifacio
Rick Eckles
Aaron Grimm
Eric Jacobsen

1989

Bob Bonifacio
Frank Bonifacio

1990

Bob Bonifacio
Frank Bonifacio

1992

Steve Abrams
Russ Dailey
Kurt Haws
Greg Hoffman
Derek Whiddon
Steve Young

1993

Ken Buss
Kurt Haws
Greg Hoffman
Jason Jones
Derek Whiddon

1994

Ken Buss
Jason Jones
Jacinto Peterson

1995

Michael Fouts
Jacinto Peterson

1996

Danny Davis
Chad Folk
Brian Gibson
Jacinto Peterson
David Richards

1997

Howard Christianson
Kimball Christianson
Danny Davis
Matt Fankhauser
Sean Hagen
Fisi Moleni
Nick Morgan
David Richards

1998

Kimball Christianson
Thomas Fortune
Fisi Moleni
Nick Morgan
David Richards
Anthony Dickamore

**Information unavailable for 1964-65, 1967-68, 1970-72, 1977, 1979, 1981-85, 1991*

MOUNTAIN WEST CONFERENCE

1999

Mbe Agbor
Brad Burtenshaw
Stewart Carvalho
Howard Christiansen
Kimball Christianson
T.D. Croshaw
Anthony Dickamore
Thomas Fortune
Jordan Gross
Jay Hill
Colby Knight
Fisi Moleni
Nick Morgan
Scott Price

2000

Brooks Bahr
Chris Christensen
Kimball Christianson
T.D. Croshaw
Thomas Fortune
Jordan Gross
Dustin McQuivey
Nick Morgan
Scott Price
Michael Richardson

2001

Brooks Bahr
Brad Burtenshaw
Jordan Gross
Dustin McQuivey
Lance Rice
Michael Richardson
Antwoine Sanders
Morgan Scalley

2002

Brooks Bahr
Brett Elliott
Jordan Gross
Matt Hansen
Ray Holdcraft
Jeremy Lyman
Dustin McQuivey



Linebacker Mike Wright was a four-time Academic All-Mountain West selection from 2006-09.

Bo Nagahi
Max Peterson
Lance Rice
Morgan Scalley

2003

Jesse Boone
Bryan Borreson
Aaron Bryant
Braden Cooper
Jonathan Fanene
Thomas Hackenbruck
Matt Hansen
Ray Holdcraft
Matt Kovacevich
Grady Marshall
Bo Nagahi
Max Peterson
Morgan Scalley
Alex Smith
Spencer Toone
Eric Weddle
Reza Williams

2004

Jason Boone
Jesse Boone
Bryan Borreson
Kyle Brady
David Carroll
Brian Johnson
Matt Kovacevich
Taylor Miller
Bo Nagahi
Morgan Scalley
Alex Smith

Nikolas Sonnatag
Spencer Toone
Reza Williams

2005

Jesse Boone
Kyle Brady
Freddie Brown
Casey Evans
Brian Hernandez
Brian Johnson
Travis LaFendresse
Brice McCain
Taylor Miller
Louie Sakoda
Ameen Shaheen
Ryan Smith
Cody Sorensen
Steve Tate
Charlie TeGantvoort
Spencer Toone

2006

Zane Beadles
Kenape Eliapo
Casey Evans
Brian Hernandez
Clint Mower
Brady Phillips
R.J. Rice
Louie Sakoda
Ameen Shaheen
Steve Tate
Jason Voss
Jaysen Williams
Mike Wright

Academic All-Conference



2007

Zane Beadles
 Kyle Brady
 Jereme Brooks
 Tysen Clements
 Bart-Jonah Gaison
 Dustin Hensel
 Brian Hernandez
 Brian Johnson
 Jamel King
 Corbin Louks
 Koa Misi
 Trevor Moss
 Clint Mower
 R.J. Rice
 Dallin Rogers
 Louie Sakoda
 Colt Sampson
 Caleb Schlauderaff
 Justin Taplin-Ross
 Steve Tate
 Ryan Taylor
 Zane Taylor
 Eddie Wide
 Mike Wright

2008

Zane Beadles
 Tony Bergstrom
 Tysen Clements
 Louis Finner
 Kepa Gaison
 Ben Hendy
 Dustin Hensel
 Brian Johnson
 Aiona Key
 Trevor Moss
 Clint Mower
 R.J. Rice
 Louie Sakoda
 Colt Sampson
 Caleb Schlauderaff
 Derrick Shelby
 Justin Taplin-Ross
 Zane Taylor
 Eddie Wide
 Mike Wright

2009

Zane Beadles
 Tony Bergstrom
 Tysen Clements
 Kepa Gaison
 Ben Hendy
 Jamel King
 Richard Maires
 Matt Martinez
 Luke Matthews
 Trevor Moss
 Caleb Schlauderaff
 Sean Sellwood

Derrick Shelby
 Tevita Stevens
 Justin Taplin-Ross
 Zane Taylor
 Benjamin Vroman
 Chaz Walker
 Jaysen Williams
 Mike Wright

2010

Brian Blechen
 John Cullen
 David Fagergren
 Sean Fitzgerald
 Patrick Greene
 Joe Kruger
 Nick Marsh
 Matt Martinez
 Luke Matthews
 Dallin Rogers
 Caleb Schlauderaff
 Sean Sellwood
 Derrick Shelby
 Tevita Stevens
 Zane Taylor
 Westlee Tonga
 Michael Walker
 Tyler Whittingham

PAC-12 CONFERENCE

2011

First Team
 Luke Matthews, WR
 Tevita Stevens, OL
 Derrick Shelby, DL
 J.J. Williams, LB
 Sean Sellwood, P

Second Team
 Matt Martinez, LB

Honorable Mention

Dres Anderson
 Greg Bird
 Brian Blechen
 Mike Honeycutt
 Nick Marsh
 Thretton Palamo
 Dallin Rogers
 Kenneth Scott

2012

First Team
 Luke Matthews, WR
 Tevita Stevens, OL
 Dave Fagergren, LB
 Brian Blechen, DB
 Eric Rowe, DB

Second Team

Nate Fakahafua, DL
 V.J. Fehoko, LB
 Charles Henderson, DB
 Sean Sellwood, P

Honorable Mention

Dres Anderson
 Viliseni Fauonuku
 Patrick Greene
 Nick Marsh
 Luke Matthews
 Dallin Rogers

2013

First Team
 Marc Pouvave, OL
 V.J. Fehoko, LB

Second Team

Sean Fitzgerald, WR
 Mike Honeycutt, DB

Honorable Mention

Eric Rowe
 Jason Whittingham
 Dres Anderson
 Bubba Poole
 Jeremiah Poutasi
 Travis Wilson
 Delshawn McClellon
 Jared Norris
 Kelvin York
 Anthony Denham
 Lucky Radley
 Hunter Dimick
 Jacoby Hale

2014

First Team
 Devontae Booker, RB

Second Team

Hunter Dimick, DL
 Marcus Sanders-Williams, LB
 Brian Blechen, DB
 Eric Rowe, DB
 Chase Dominguez, ST

Honorable Mention

Brian Allen
 Dres Anderson
 Evan Eggiman
 Siale Fakailoatonga
 Jacoby Hale
 Sese Ianu
 Delshawn McClellon
 Filipino Mokofisi
 Jared Norris
 Andy Phillips
 Bubba Poole
 Marc Pouvave
 Junior Salt

Pita Taumoepeuu
 Salesi Uhatafe
 Chris Van Orden
 Travis Wilson

2015

First Team
 Hunter Dimick, DL
 Marcus Williams, DB
 Chase Dominguez, ST

Honorable Mention

Evan Eggiman
 Ken Hampel
 Chase Hansen
 Harrison Handley
 Casey Hughes
 Nick Nowakowski
 Andy Phillips
 Marcus Sanders-Williams
 Sharrieff Shah Jr.
 Alex Whittingham
 Travis Wilson
 Kenric Young

2016

First Team
 Hunter Dimick, DL
 Marcus Williams, DB
 Andy Phillips, PK

Second Team

Chase Dominguez, ST
 Ken Hampel, TE
 Nick Nowakowski, OL

Honorable Mention

Philip Afia
 Tyson Cisrow
 Christian Drews
 Mackay Dunn
 Evan Eggiman
 Jordan Fagal
 Harrison Handley
 Hayes Hicken
 Boobie Hobbs
 Casey Hughes
 Evan Moeai
 Darrin Paulo
 Sharrieff Shah
 Alex Whittingham

2017

First Team
 Terrell Burgess, DB
 Johnny Capra, OL
 Harrison Handley, TE
 Nick Heninger, DL
 Pita Tonga, DL
 Mitch Wishnowsky, P

Second Team

Connor Haller, ST
 Darrin Paulo, OL
 Demari Simpkins, WR

Honorable Mention

Julian Blackmon
 Devonta'e Henry-Cole
 Hayes Hicken
 Casey Hughes
 Tyler Huntley
 Jake Jackson
 Troy Williams
 Alex Whittingham

2018

First Team
 Britain Covey, WR
 Nick Heninger, DL
 Jaylon Johnson, DB

Second Team

Terrell Burgess, DB
 Mitch Wishnowsky, P
 Connor Haller, ST

Honorable Mention

Jordan Agasiva
 Marquise Blair
 Nick Ford
 Javelin Guidry
 Tyler Huntley
 Jake Jackson
 Josh Nurse
 Darrin Paulo
 John Penisini
 Hauati Pututau
 Jason Shelley
 Demari Simpkins
 Mika Tafua
 Mason Woodward

2019

Britain Covey
 Jaylon Johnson
 Stone Azarcon
 London Bartholomew
 Braeden Daniels
 Solomon Enis
 Cole Fotheringham
 R.J. Hubert
 Drew Lisk
 Paul Maile
 Keegan Markgraf
 Terrell Perriman
 Fua Pututau
 Thomas Yassmin



Players of the Week

WESTERN ATHLETIC CONFERENCE

1980

Nov. 8	Ricky Hardin	Off.	New Mexico
--------	--------------	------	------------

1981

Sept. 26	Del Rodgers	Off.	Northwestern
Oct. 24	Bob Leggins	Def.	UNLV
Oct. 31	Bill Gompf	Def.	San Diego State
Nov. 14	Del Rodgers	Off.	Wyoming

1982

Sept. 4	Carl Monroe	Off.	Montana State
Sept. 18	Lonnie Lawson	Def.	Texas
Nov. 6	Mark Blosch	Def.	Utah State
Nov. 20	Carl Monroe	Off.	BYU

1983

Sept. 24	Jeff Reyes	Def.	Hawaii
Oct. 15	Mark Stevens	Off.	Wyoming
Oct. 22	Mark Blosch	Def.	Air Force
Nov. 5	Mark Stevens	Off.	Cal St. Fullerton

1984

Sept. 8	Erroll Tucker	Def.	Washington State
Oct. 27	Eddie Johnson	Off.	UTEP

1985

Sept. 23	Clarence Fields	Def.	Washington State
Sept. 30	Kevin Polston	Def.	UTEP
Oct. 21	Erroll Tucker	Def.	San Diego State
Nov. 4	Erroll Tucker	Def.	Utah State

1986

Nov. 8	Lance Wingert	Def.	Colorado State
--------	---------------	------	----------------

1987

Sept. 19	Eric Jacobsen	Def.	Wisconsin
----------	---------------	------	-----------

1988

Oct. 15	Scott Mitchell	Off.	Air Force
Nov. 5	Lavon Edwards	Def.	Colorado State
Nov. 19	Eddie Johnson	Off.	BYU

1989

Sept. 9	Dennis Smith	Off.	Utah State
Oct. 7	Scott Mitchell	Off.	UTEP

1990

Sept. 1	Anthony Davis	Def.	Utah State
Sept. 8	Anthony Davis	Def.	Minnesota

1991

Aug. 31	Jimmy Bellamy	Def.	Utah State
Sept. 7	Sharrieff Shah	Def.	Oregon State
Sept. 21	Todd Lawson	Def.	Oregon
Oct. 12	Kevin Williams	Off.	Wyoming

1992

Sept. 12	Pita Tonga	Def.	Utah State
Sept. 26	Frank Dolce	Off.	Oregon State
Oct. 31	Luther Elliss	Def.	Air Force

1993

Oct. 16	Jamal Anderson	Off.	UTEP
Oct. 23	Ernest Boyd	Def.	Colorado State

1994

Oct. 8	Mike McCoy	Off.	San Diego State
	Bronzell Miller	Def.	
Oct. 22	Harold Lusk	Def.	Colorado State
Nov. 19	Ernest Boyd	Def.	BYU

1995

Sept. 4	Dan Pulsipher	ST	Oregon
Sept. 25	Harold Lusk	Def.	Fresno State
Oct. 2	Dan Pulsipher	ST	UTEP
Oct. 23	Kevin Dyson	Off.	Air Force
Oct. 30	Dan Pulsipher	ST	Utah State
Nov. 20	Mike Fouts	Off.	BYU

1996 (MOUNTAIN DIVISION)

Sept. 16	Mike Fouts	Off.	SMU
Sept. 30	Mike Fouts	Off.	Kansas
Oct. 27	Juan Johnson	Off.	Tulsa

1997 (MOUNTAIN DIVISION)

Sept. 1	Phil Glover	Def.	Utah State
Sept. 8	Phil Glover	Def.	Louisville
Oct. 27	Kevin Dyson	ST	New Mexico

1998 (PACIFIC DIVISION)

Sept. 7	Kautai Olevao	Def.	Utah State
Sept. 14	Andre Dyson	Def.	Louisville
Sept. 21	Jerome Anderson	Off.	Hawaii
	Daniel Jones	ST	
Nov. 2	Patrick Dyson	ST	San Jose State



Dave Revill earned Mountain West Defensive Player of the Week honors three times from 2002-03.

MOUNTAIN WEST CONFERENCE

1999

Sept. 20	Jay Hill	Def.	Utah State
Oct. 18	Kimball Christianson	Def.	Air Force
	Steve Smith	ST	
Oct. 25	Darnell Arceneaux	Off.	San Diego State
Nov. 15	Steve Smith	ST	New Mexico
Nov. 22	Kautai Olevao	Def.	BYU

2000

Sept. 11	Andre Dyson	Def.	California
Sept. 25	Patrick Dyson	ST	Air Force
Nov. 11	Andy Bowers	Def.	Wyoming

2001

Sept. 3	Antwoine Sanders	Def.	Utah State
Oct. 1	Dameon Hunter	Off.	New Mexico
Dec. 3	Dameon Hunter	Off.	Air Force

2002

Sept. 9	Marty Johnson	Off.	Indiana
	Bryan Borreson	ST	
Sept. 16	Jason Kaufusi	Def.	Arizona
Sept. 23	Dave Revill	Def.	Michigan
Nov. 18	Brandon Warfield	Off.	Wyoming
Nov. 25	Brandon Warfield	Off.	BYU

2003

Sept. 1	Brandon Warfield	Off.	Utah State
Sept. 8	Brandon Warfield	Off.	Texas A&M
Sept. 29	Dave Revill	Def.	Colorado State
Oct. 6	Alex Smith	Off.	Oregon
	Josh Savage	Def.	
Oct. 13	Alex Smith	Off.	San Diego State
Oct. 27	Bo Nagahi	ST	New Mexico
Nov. 3	Dave Revill	Def.	Air Force
Nov. 17	Alex Smith	Off.	Wyoming
Nov. 24	Bryan Borreso	ST	BYU

2004

Sept. 6	Alex Smith	Off.	Texas A&M
Sept. 27	Alex Smith	Off.	Air Force
	Ryan Smith	Def.	
Oct. 18	Alex Smith	Off.	North Carolina
Nov. 1	Alex Smith	Off.	San Diego State
Nov. 8	Alex Smith	Off.	Colorado State
	Morgan Scalley	Def.	
Nov. 15	Alex Smith	Off.	Wyoming
Nov. 22	Steve Savoy	Off.	BYU

2005

Sept. 6	Eric Weddle	Def.	Arizona
	Dan Beardall	ST	
Sept. 26	Casey Evans	Def.	Air Force
Oct. 24	Eugene Oates	Def.	UNLV
Nov. 7	Brian Johnson	Off.	Wyoming
	Eric Weddle	Def.	
	Dan Beardall	ST	
Nov. 20	Brett Ratliff	Off.	BYU
	Casey Evans	Def.	

INFORMATION

HERE'S UTAH

2020 OUTLOOK

PLAYER BIOS

COACHES & STAFF

SERIES HISTORY

2019 IN REVIEW

BOWL HISTORY

RECORD BOOK

Players of the Week



2006

Sept. 4	Louie Sakoda	ST	UCLA
Sept. 25	Eric Weddle	Def.	San Diego State
Oct. 9	Louie Sakoda	ST	TCU
Oct. 30	Brett Ratliff	Off.	UNLV
Nov. 20	Joe Jianonni	Def.	Air Force
	Louie Sakoda	ST	

2007

Sept. 17	Darrell Mack	Off.	UCLA
	Robert Johnson	Def.	
	Louie Sakoda	ST	
Oct. 1	Derrek Richards	ST	Utah State
Oct. 8	Louie Sakoda	ST	Louisville
Oct. 15	Louie Sakoda	ST	San Diego State
Oct. 22	Louie Sakoda	ST	TCU
Oct. 29	Steve Tate	Def.	Colorado State

2008

Sept. 1	Brian Johnson	Off.	Michigan
	Louie Sakoda	ST	
Sept. 22	Darrell Mack	Off.	Air Force
Sept. 29	Louie Sakoda	ST	Weber State
Oct. 6	Mike Wright	Def.	Oregon State
	Louie Sakoda	ST	
Nov. 3	Louie Sakoda	ST	New Mexico
Nov. 10	Brian Johnson	Off.	TCU
Nov. 17	Deshawn Richard	Def.	San Diego State
Nov. 22	Brian Johnson	Off.	BYU
	Paul Kruger	Def.	
	Louie Sakoda	ST	

2009

Oct. 12	Robert Johnson	Def.	Colorado State
Oct. 26	Sean Sellwood	ST	Air Force
Nov. 2	Eddie Wide	Off.	Wyoming
	Koa Misi	Def.	
Nov. 23	Joe Dale	Def.	San Diego State
Nov. 30	Joe Phillips	ST	BYU

2010

Sept. 6	DeVonte Christopher	Off.	Pittsburgh
	Brian Blechen	Def.	
Sept. 13	Shaky Smithson	ST	UNLV
Sept. 20	Lamar Chapman	Def.	New Mexico
	Shaky Smithson	ST	
Oct. 11	Jordan Wynn	Off.	Iowa State
	Shaky Smithson	ST	
Oct. 25	Jordan Wynn	Off.	Colorado State
Nov. 1	Brian Blechen	Def.	Air Force
Nov. 22	Joe Phillips	ST	San Diego State
Nov. 29	Brian Blechen	Def.	BYU
	Brandon Burton	ST	



Hunter Dimick earned Pac-12 Defensive Player of the Week honors on Nov. 14, 2016 after recording a school-record five sacks against Arizona State.

PAC-12 CONFERENCE

2011

Sept. 19	Trevor Reilly	Def.	BYU
Oct. 17	Derrick Shelby	Def.	Pittsburgh
	Coleman Petersen	ST	
Nov. 7	Sean Sellwood	ST	Arizona
Nov. 21	Coleman Petersen	ST	Washington State

2012

Sept. 17	Tom Hackett	ST	BYU
Oct. 29	Reggie Dunn	ST	California
Nov. 5	Reggie Dunn	ST	Washington State

2013

Sept. 23	Travis Wilson	Off.	BYU
Oct. 14	Andy Phillips	ST	Stanford

2014

Sept. 1	Kaelin Clay	ST	Idaho State
Sept. 22	Gionni Paul	Def.	Michigan
	Andy Phillips	ST	
Oct. 6	Nate Orchard	Def.	UCLA
Oct. 20	Andy Phillips	ST	Oregon State
Nov. 17	Nate Orchard	Def.	Stanford
Dec. 1	Tom Hackett	ST	Colorado

2015

Sept. 8	Justin Thomas	Def.	Michigan
Sept. 14	Gionni Paul	Def.	Utah State
Sept. 21	Cory Butler-Byrd	ST	Fresno State
Sept. 28	Travis Wilson	Off.	Oregon
	Tom Hackett	ST	
Oct. 12	Devontae Booker	Off.	California
	Tom Hackett	ST	
Nov. 9	Gionni Paul	Def.	Washington

2016

Sept. 5	Mitch Wishnowsky	ST	Southern Utah
Sept. 12	Sunia Tauteoli	Def.	BYU
Oct. 24	Joe Williams	Off.	UCLA
Nov. 14	Hunter Dimick	Def.	Arizona State
Nov. 21	Mitch Wishnowsky	ST	Oregon

2017

Oct. 16	Mitch Wishnowsky	ST	USC
---------	------------------	----	-----

2018

Sept. 10	Chase Hansen	Def.	Northern Illinois
Oct. 8	Jaylon Johnson	Def.	Stanford
	Matt Gay	ST	
Oct. 15	Mitch Wishnowsky	ST	Arizona
Oct. 22	Tyler Huntley	Off.	USC
	Chase Hansen	Def.	
	Matt Gay	ST	
Nov. 12	Matt Gay	ST	Oregon
Nov. 19	Matt Gay	ST	Colorado

2019

Sept. 3	Francis Bernard	Def.	BYU
Sept. 30	Tyler Huntley	Off.	Washington State
	Francis Bernard	Def.	
Oct. 21	Bradlee Anae	D/DL	Arizona State
Oct. 28	Leki Fotu	DL	California
Nov. 4	Tyler Huntley	Off.	Washington
	John Penisini	DL	
Nov. 18	Julian Blackmon	Def.	UCLA
	Mika Tafua	DL	
Nov. 25	Bradlee Anae	DL	Arizona
Dec. 2	Brant Kuithe	Off.	Colorado



Quarterback Tyler Huntley was named the Pac-12 Offensive Player of the Week twice in 2019 as Utah captured its second-straight South Division title.



Notable Numbers

INFORMATION

HERE'S UTAH

2020 OUTLOOK

PLAYER BIOS

COACHES & STAFF

SERIES HISTORY

2019 IN REVIEW

BOWL HISTORY

RECORD BOOK



No. 3, Brian Johnson, QB

- 1** Kevin Dyson, WR
Jeff Griffin, DB
Tyler Huntley, QB
Jaylon Johnson, DB
Brice McCain, DB
Shaky Smithson, WR/RS
Bob Summerhays, FB

- 2** Zack Moss, RB
Bill Swan, QB
Erroll Tucker, DB/RS

- 3** Ernest Boyd, DB
Brian Johnson, QB
Wally Nalder, G

- 4** Kareem Leary, DB
Antwoine Sanders, DB
Sean Smith, DB

- 5** Dave Cunningham, QB
Andre Guardi, PK
Lonnie Lawson, DB

- 6** Bradlee Anae, DL
Chris Fuamatu-Ma'afala, RB
Steve Savoy, WR
Carlos Soffe, E

- 7** Phil Glover, LB
Steve Smith, WR

- 8** Kaelin Clay, WR/RS
Harold Lusk, DB
Ben Moa, TE
Nate Orchard, DE

- 9** Henry Lusk, TE/SB
Trevor Reilly, DL
Spencer Toone, LB

- 10** Scooter Longmire, QB
Mike McCoy, QB
Tom McNamara, PK
Paul Snow, HB
Stevenson Sylvester, LB

- 11** "Pokey" Allen, QB
Lee Grosscup, QB
Carl Harry, WR
Paul Kruger, DL
Izzy Spector, HB
Alex Smith, QB
Lewis Walker, RB

- 12** Dave Dungan, QB
Mark Stevens, QB

- 13** Gil Alvarez, PK
Bruce Balkan, E
Francis Bernard, LB
Gionni Paul, LB

- 14** Tom Dublinski, QB
Reggie Dunn, WR
Steve Marshall, DB

- 15** Gary Hertzfeldt, QB

- 16** David Reed, WR
Scott Robbins, DB

- 17** Robert Johnson, DB
Don Rydalch, QB

- 18** Britain Covey, RS
Curtis Marsh, WR

- 19** Ernest Baldwin, C
Scott Mitchell, QB
Rick Partridge, P
Bryan Rowley, WR
Don Van Galder, QB

- 20** Clarence Lawson, DB
Marcus Williams, DB
Luke Pappas, T

- 21** Andre Dyson, DB
Dan Marrelli, PK
Tony Reed, DB
Stuart Vaughn, HB

- 22** Mike Anderson, RB
Frank Branham, DB
LaVon Edwards, DB
Chase Hansen, LB
Tony Lindsay, RB

- 23** Julian Blackmon, DB
Devontae Booker, RB
Sean Knox, DB
Loren Richey, WR

- 24** Eric Jacobsen, DB
Bernard McGarry, T

- 25** Ron Coleman, RB
Carl Monroe, RB
Steve Odom, RS
Morgan Scalley, DB

- 26** Paul Bolden, E
Louis Mele, HB

- 27** Max Pierce, HB
Tally Stevens, E

- 28** Floyd Spendlove, T
Steve Tate, DB

- 30** Frank Nelson, FB
Don Peterson, HB
Karl Schleckman, T

- 32** Jamal Anderson, RB
Eddie Johnson, RB
Eric Weddle, DB

- 33** Bill Angelos, G
Monk Bailey, FB
Tom Hackett, P
Del Rodgers, RB
Mitch Wishnowsky, P

- 34** Sam Baldwin, RB



No. 11, Alex Smith, QB

- 35** Robert Love, DB
Louie Sakoda, PK/P

- 36** George Bean, FB
Merrill Douglas, FB
Allen Jacobs, FB
Eddie Wide, RB

- 39** Andy Phillips, K
Joe Phillips, K

- 41** Koa Misi, DE
Larry Wilson, HB

- 42** Charlie Smith, TB

- 43** Anthony Davis, LB
Kautai Oleavao, LB
Jack Steptoe, RS
Norm Thompson, DB

- 44** Jerry Overton, HB
Craig Smith, P
Josh Savage, DE

- 45** Jack Cross, FB
Bernard Hafen, E
Herb Nakkan, HB

- 46** Filipino Mokofisi Sr., DE



No. 32, Jamal Anderson, RB

Notable Numbers



47 Frank Christensen, FB
Fred Graves, SE
Cannon Parkinson, QB

48 Dan Beardall, PK

49 Hunter Dimick, DL
Ray Geary, G

50 Pat McKissick, C
Larry Stone, LB



No. 70, Tony Bergstrom, OL

52 Chuck Johanson, C

54 Sheldon Deckart, LB
John Urses, C

55 Ed Pine, C
Mark Rexford, LB

56 Tom Krebs, OG
Lance Scott, C

57 Weston Gardner, LB

58 John Huddleston, LB

59 Jimmy Bellamy, DL
Chad Folk, C
Doug Kaufusi, OL

60 Mark Blosch, LB
Bill Gompf, LB
Jack Johnson, T
Charles Kalani, G

61 Peter Owens, NG

63 Garrett Smith, DL

64 Dean Miraldi, OG
Lynn Stiles, G

65 Manny Fernandez, DT
Chester Franklin, G
Wayne Jones, OG

66 Robert Conley, OG

68 Zane Beadles, OT
Norm Chow, OG
Jim Durrant, OG
Daryl Haley, OG
Chris Kemoeatu, OG
Bill Powers, OG

69 Jordan Gross, OT
Tony Polychronis, OG
Ray Westort, OG

70 Jackson Barton, OL
Tony Bergstrom, OL
Danny Davis, OG
James Hansen, OT
Bob Peterson, OT

71 Larry Amizch, T
Mel Carpenter, OT

72 Garrett Bolles, OL
Gary Keller, DT
Kevin Reach, OG
Pete Reihlman, T
Caleb Schlauderaff, OG
John Stipech, DT

73 Gordon Jolley, DT
Jeff Lyall, DE



No. 72, Garrett Bolles, OL

75 Don Henderson, T

74 Anthony Brown, OT
Dave Cullity, OT
Bob Fratto, DT

76 Jack Campbell, OT
Ralph Orson, OL
Luis Park, OL
Carlton Walker, OG

77 Dave Costa, T
Jim Dublinski, T
Gregg Kent, T
Darrin Paulo, OT
Zane Taylor, OT

78 Norm McBride, DE
Tavo Tupola, OL

79 Jordan Agasiva, OL
Jesse Boone, OL
Evert Jones, T
Ken Peterson, T
Ron Rydalch, DT

80 Danny Huey, WR
Roy Jefferson, E
Daniel Jones, WR
Craig McEwen, UB
Robert Morris, E
Dale Nosworthy, TE
Bob Pritchett, DE
Dennis Smith, TE

81 Marv Bateman, K/P

82 Jerry Liston, E
Paris Warren, WR



No. 83, George Seifert, E

83 Luther Elliss, DL
Steve Folsom, TE
George Seifert, E

84 Dick Graham, SE
Speedy Thomas, SE

86 Jason Kaufusi, DL
Gary Kerl, DE

87 Marv Fleming, E
Orville Nellestein, E

89 Dick Bubak, E

90 Mike Butera, TE
Fleming Jensen, PK
Sione Pouha, DT
Jeff Reyes, DE
Derrick Shelby, DE

92 Star Lotulelei, DT

93 Martail Burnett, DE
John Frank, DE
Lowell Lotulelei, DT

94 Christian Cox, DE
Steve Fifita, DT

97 Matt Gay, K

98 Kelly Talavou, DT

99 Steve Clark, DT
Leki Fotu, DL

INFORMATION

HERE'S UTAH

2020 OUTLOOK

PLAYER BIOS

COACHES & STAFF

SERIES HISTORY

2019 IN REVIEW

BOWL HISTORY

RECORD BOOK



NFL Draft Picks By Round

INFORMATION

HERE'S UTAH

2020 OUTLOOK

PLAYER BIOS

COACHES & STAFF

SERIES HISTORY

2019 IN REVIEW

BOWL HISTORY

RECORD BOOK

FIRST ROUND

- 1959 Lee Grosscup, No. 10 (N.Y. Giants)
- 1971 Norm Thompson, No. 17 (St. Louis)
- 1995 Luther Elliss, No. 20 (Detroit)
- 1998 Kevin Dyson, No. 16 (Tennessee)
- 2003 Jordan Gross, No. 8 (Carolina)
- 2005 Alex Smith, No. 1 (San Francisco)
- 2013 Star Lotulelei, No. 14 (Carolina)
- 2017 Garrett Bolles, No. 20 (Denver)

SECOND ROUND

- 1962 Ed Pine (San Francisco)
- 1965 Roy Jefferson (Pittsburgh)
- 1981 Dean Miraldi (Philadelphia)
- 1982 Darryl Haley (New England)
- 2001 Andre Dyson (Tennessee)
- 2006 Eric Weddle (San Diego)
- 2009 Paul Kruger (Baltimore)
- 2009 Sean Smith (Miami)
- 2010 Zane Beadles (Denver)
- 2010 Koa Misi (Miami)
- 2015 Eric Rowe (Philadelphia)
- 2015 Nate Orchard (Cleveland)
- 2017 Marcus Williams (New Orleans)
- 2019 Marquise Blair (Seattle)
- 2020 Jaylon Johnson (Chicago)

THIRD ROUND

- 1963 Dave Costa (Oakland)
- 1969 Louis "Speedy" Thomas (Cincinnati)
- 1973 Marv Bateman (Dallas)
- 1981 Jeff Griffin (St. Louis)
- 1982 Del Rodgers (Green Bay)
- 2001 Steve Smith (Carolina)
- 2002 Cliff Russell (Washington)
- 2005 Sione Pouha (New York Jets)
- 2012 Tony Bergstrom (Oakland)
- 2015 Jeremiah Poutasi (Tennessee)
- 2019 Cody Barton (Seattle)
- 2020 Julian Blackmon (Indianapolis)
- 2020 Zack Moss (Buffalo)
- 2020 Terrell Burgess (Los Angeles Rams)

FOURTH ROUND

- 1944 George Betteridge (Detroit)
- 1949 Bob Summerhays (Green Bay)
- 1968 Charlie Smith (Oakland)
- 1969 Norman McBride (Miami)
- 1990 Scott Mitchell (Miami)
- 1994 Kurt Haws (Washington)
- 2002 Ed Ta'amu (Minnesota)
- 2007 Paul Soliai (Miami)
- 2014 Keith McGill (Oakland)
- 2016 Devontae Booker (Denver)
- 2017 Joe Williams (San Francisco)
- 2019 Mitch Wishnowsky (San Francisco)
- 2020 Leki Fotu (Arizona)

FIFTH ROUND

- 1946 Gay Adelt (Washington)
- 1956 Herb Nakken (Los Angeles)
- 1967 Richard Tate (Green Bay)
- 1974 Steve Odum (Green Bay)
- 1984 Andy Parker (L.A. Raiders)
- 1986 Erroll Tucker (Pittsburgh)
- 1995 Lance Scott (Arizona)
- 2010 Robert Johnson (Tennessee)
- 2010 David Reed (Baltimore)
- 2010 Stevenson Sylvester (Pittsburgh)
- 2011 Brandon Burton (Minnesota)
- 2017 Isaac Asiatu (Miami)
- 2017 Brian Allen (Pittsburgh)
- 2017 J.J. Dielman (Cincinnati)
- 2019 Matt Gay (Tampa Bay)
- 2020 Bradlee Anae (Dallas)

SIXTH ROUND

- 1938 Karl Schleckman (Detroit)
- 1939 Bernie McGarry (Cleveland Rams)
- 1958 Merrill Douglas (Chicago)
- 1982 Jack Campbell (Seattle)
- 1998 Chris Fuamatu-Ma'afala (Pittsburgh)
- 2000 John Frank (Philadelphia)
- 2000 Mike Anderson (Denver)
- 2003 Lauvale Sape (Buffalo)
- 2005 Chris Kemoatu (Pittsburgh)
- 2009 Brice McCain (Houston)

- 2011 Caleb Schlauderaff (Green Bay)
- 2015 Kaelin Clay (Tampa Bay)
- 2017 Sam Tevi (San Diego)
- 2017 Pita Taumoepeenu (San Francisco)
- 2018 Kylie Fitts (Chicago)
- 2020 John Penisini (Detroit)

SEVENTH ROUND

- 1952 Wes Gardner (Detroit)
- 1954 Jack Cross (Detroit)
- 1960 Larry Wilson (St. Louis)
- 1965 Gregg Kent (Oakland)
- 1965 Frank Roy (St. Louis)
- 1994 Jamal Anderson (Atlanta)
- 1995 Curtis Marsh (Jacksonville)
- 1995 Bronzell Miller (St. Louis)
- 1996 Henry Lusk (New Orleans)
- 1999 Phil Glover (Tennessee)
- 2000 Richard Seals (New York Jets)
- 2003 Antwoine Sanders (Baltimore)
- 2005 Jonathan Fanene (Cincinnati)
- 2005 Paris Warren (Tampa Bay)
- 2006 Quinton Ganther (Tennessee)
- 2006 Spencer Toone (Tennessee)
- 2007 Freddie Brown (Cincinnati)
- 2010 R.J. Stanford (Carolina)
- 2013 Joe Kruger (Philadelphia)
- 2014 Trevor Reilly (New York Jets)
- 2019 Jackson Barton (Indianapolis)



Safety Eric Weddle was a second-round draft pick by the San Diego Chargers in 2006. The six-time Pro Bowl selection also played for the Ravens and Rams before retiring following 2019 season.

NFL Draft Picks By Round



Defensive tackle Star Lotulelei was taken as the No. 14 overall pick in the 2013 NFL Draft and played the next five years for the Carolina Panthers. He played for the Buffalo Bills the last two seasons.

EIGHTH ROUND

- 1942 Floyd Spendlove (Pittsburgh)
- 1952 Tom Dublinski (Detroit)
- 1973 Bob Peterson (New Orleans)
- 1974 Ron Rydalch (N.Y. Jets)
- 1979 Rick Partridge (Green Bay)
- 1986 Filipino Mokofisi (New Orleans)

NINTH ROUND

- 1939 Paul McDonough (Pittsburgh Pirates)
- 1940 Luke Pappas (St. Louis)
- 1982 Steve Clark (Miami)

10TH ROUND

- 1940 Tom Pace (Chicago)
- 1964 Allen Jacobs (Green Bay)
- 1968 Jerome Lawson (Buffalo)
- 1968 Jack Gehrke (Kansas City)
- 1980 Lewis Walker (Washington)
- 1981 Steve Folsom (Miami)
- 1982 Wayne Jones (Miami)

11TH ROUND

- 1963 Marv Fleming (Green Bay)
- 1969 Gary Kerl (St. Louis)
- 1975 Ike Spencer (Minnesota)
- 1992 Anthony Davis (Houston)

12TH ROUND

- 1966 John Stipech (Washington)
- 1968 Bob Trumpy (Cincinnati)

13TH ROUND

- 1946 Reed Nostrum (Chicago)
- 1953 Ray Westort (Philadelphia)
- 1955 Don Henderson (Detroit)
- 1970 Dave Smith (Green Bay)
- 1974 Gary Keller (Minnesota)
- 1975 Willie Armstead (Cleveland)

14TH ROUND

- 1940 Pete Bogden (Los Angeles)
- 1961 Ken Peterson (Minnesota)
- 1965 Frank Andruski (San Francisco)
- 1970 Ray Groth (St. Louis)
- 1974 Don Van Galder (Washington)

15TH ROUND

- 1942 Mac Speedie (Detroit)
- 1946 Stan Stapley (New York Giants)
- 1963 Jerry Overton (Dallas)
- 1967 Robert Woodson (Oakland)

16TH ROUND

- 1954 Charlie Grant (Philadelphia)
- 1964 Andrew Ireland (Green Bay)
- 1971 Billy Hunter (Buffalo)
- 1972 Gordon Longmire (Dallas)
- 1976 John Huddleston (Denver)

17TH ROUND

- 1953 George Bean (Cleveland)
- 1961 Terry Nofsinger (Pittsburgh)
- 1971 Gordon Jolley (Detroit)

18TH ROUND

- 1943 Bert Davis (Los Angeles)
- 1960 Tony Polychronis (N.Y. Giants)

19TH ROUND

- 1946 Lawrence Mauss (Philadelphia)
- 1948 Barney Hafen (Detroit)
- 1954 Don Rydalch (Pittsburgh)

20TH ROUND

- 1948 Frank Nelson (Boston Yanks)
- 1950 Joe Tangaro (N.Y. Giants)
- 1954 Jim Durrant (Detroit)

21ST ROUND

- 1953 Jim Dublinski (Washington)
- 1958 Everett Jones (Pittsburgh)

22ND ROUND

- 1948 Tally Stevens (Pittsburgh)
- 1949 Gil Tobler (Detroit)

23RD ROUND

- 1951 Dave Cunningham (Yanks)
- 1958 Larry Fields (San Francisco)

24TH ROUND

- 1955 Max Pierce (St. Louis)

26TH ROUND

- 1956 Jack Kammerman (Cleveland)

27TH ROUND

- 1944 Nick Pappas (Washington)

30TH ROUND

- 1946 Tom Panos (Detroit)
- 1947 Ralph Olsen (Green Bay)

31ST ROUND

- 1945 Bill Broderick (New York Giants)

32ND ROUND

- 1943 Woody Peterson (Chicago)



NFL Draft Picks By Team

INFORMATION

HERE'S UTAH

2020 OUTLOOK

PLAYER BIOS

COACHES & STAFF

SERIES HISTORY

2019 IN REVIEW

BOWL HISTORY

RECORD BOOK

ARIZONA/CHICAGO/ST. LOUIS CARDINALS

- 1940 Luke Pappas, 9th Round
- 1955 Max Pierce, 24th Round
- 1960 Larry Wilson, 7th Round
- 1965 Frank Roy, 7th Round
- 1969 Gary Kerl, 11th Round
- 1970 Ray Groth, 14th Round
- 1971 Norm Thompson, 1st Round, No. 17
- 1981 Jeff Griffin, 3rd Round
- 1995 Lance Scott, 5th Round
- 2020 Leki Fotu, 4th Round

ATLANTA FALCONS

- 1994 Jamal Anderson, 7th Round

BALTIMORE RAVENS

- 2003 Antwoine Sanders, 7th Round
- 2009 Paul Kruger, 2nd Round
- 2010 David Reed, 5th Round

BOSTON/NEW YORK YANKS

- 1948 Frank Nelson, 20th Round
- 1951 Dave Cunningham, 23rd Round

BUFFALO BILLS

- 1968 Jerome Lawson, 10th Round
- 1971 Billy Hunter, 16th Round
- 2003 Lauvale Sape, 6th Round
- 2020 Zack Moss, 3rd Round

CAROLINA PANTHERS

- 2001 Steve Smith, 3rd Round
- 2003 Jordan Gross, 1st Round, No. 8
- 2010 R.J. Stanford, 7th Round
- 2013 Star Lotulelei, 1st Round, No. 14

CHICAGO BEARS

- 1940 Tom Pace, 10th Round
- 1943 Woody Peterson, 32nd Round
- 1946 Reed Nostrum, 13th Round
- 1958 Merrill Douglas, 6th Round
- 2018 Kylie Fitts, 6th Round
- 2020 Jaylon Johnson, 2nd Round

CINCINNATI BENGALS

- 1968 Bob Trumpy, 12th Round
- 1969 Louis Thomas, 3rd Round
- 2005 Jonathan Fanene, 7th Round
- 2009 Freddie Brown, 7th Round
- 2017 J.J. Dielman, 5th Round

CLEVELAND BROWNS

- 1953 George Bean, 17th Round
- 1956 Jack Kammerman, 26th Round
- 1975 Willie Armstead, 13th Round
- 2015 Nate Orchard, 2nd Round

DALLAS COWBOYS

- 1963 Jerry Overton, 15th Round
- 1972 Gordon Longmire, 16th Round
- 1973 Marv Bateman, 3rd Round
- 2020 Bradlee Anae, 5th Round

DENVER BRONCOS

- 1976 John Huddleston, 16th Round
- 2000 Mike Anderson, 6th Round
- 2010 Zane Beadles, 2nd Round
- 2016 Devontae Booker, 4th Round
- 2017 Garrett Bolles, 1st Round, No. 20

DETROIT LIONS

- 1938 Karl Schleckman, 6th Round
- 1942 Mac Speedie, 15th Round
- 1944 George Betteridge, 4th Round
- 1946 Tom Panos, 30th Round
- 1948 Barney Hafen, 19th Round
- 1949 Gil Tobler, 22nd Round
- 1952 Wes Gardner, 7th Round
- 1952 Tom Dublinski, 8th Round
- 1954 Jack Cross, 7th Round
- 1954 Jim Durrant, 20th Round
- 1955 Don Henderson, 13th Round
- 1971 Gordon Jolley, 17th Round
- 1995 Luther Elliss, 1st Round, No. 20
- 2020 John Penisini, 6th Round

GREEN BAY PACKERS

- 1947 Ralph Olsen, 32nd Round
- 1949 Bob Summerhays, 4th Round
- 1963 Marv Fleming, 11th Round
- 1964 Allen Jacobs, 10th Round
- 1964 Andrew Ireland, 16th Round
- 1967 Richard Tate, 5th Round
- 1970 Dave Smith, 13th Round
- 1974 Steve Odom, 5th Round
- 1979 Rick Partridge, 8th Round
- 1982 Del Rodgers, 3rd Round
- 2011 Caleb Schlauderaff, 6th Round

HOUSTON TEXANS

- 2009 Brice McCain, 6th Round

INDIANAPOLIS COLTS

- 2019 Jackson Barton, 7th Round
- 2020 Julian Blackmon, 3rd Round

JACKSONVILLE JAGUARS

- 1995 Curtis Marsh, 7th Round

KANSAS CITY CHIEFS

- 1968 Jack Gehrke, 10th Round

LOS ANGELES/SAN DIEGO CHARGERS

- 2006 Eric Weddle, 2nd Round
- 2017 Sam Tevi, 6th Round

LOS ANGELES/ST. LOUIS/CLEVELAND RAMS

- 1939 Bernie McGarry, 6th Round
- 1940 Pete Bogden, 14th Round
- 1943 Bert Davis, 18th Round
- 1956 Herb Nakken, 5th Round
- 1995 Bronzell Miller, 7th Round
- 2020 Terrell Burgess, 3rd Round

MIAMI DOLPHINS

- 1969 Norman McBride, 4th Round
- 1981 Steve Folsom, 10th Round
- 1982 Steve Clark, 9th Round
- 1982 Wayne Jones, 10th Round
- 1990 Scott Mitchell, 4th Round
- 2007 Paul Soliai, 4th Round



Linebacker Koa Misi played eight years with the Dolphins after being taken in the second round of the 2010 NFL Draft.

NFL Draft Picks By Team



Matt Gay was a fifth round pick of the Tampa Bay Buccaneers in 2019.

2009 Sean Smith, 2nd Round
2010 Koa Misi, 2nd Round
2017 Isaac Asiata, 5th Round

MINNESOTA VIKINGS

1961 Ken Peterson, 14th Round
1974 Gary Keller, 13th Round
1975 Ike Spencer, 11th Round
2002 Ed Ta'amu, 4th Round
2011 Brandon Burton, 5th Round

NEW ENGLAND PATRIOTS

1982 Darryl Haley, 2nd Round

NEW ORLEANS SAINTS

1973 Bob Peterson, 8th Round
1986 Filippo Mokofisi, 8th Round
1996 Henry Lusk, 7th Round
2017 Marcus Williams, 2nd Round

NEW YORK GIANTS

1945 Bill Broderick, 31st Round
1946 Stan Stapley, 15th Round
1950 Joe Tangaro, 20th Round
1959 Lee Grosscup, 1st Round, No. 10
1960 Tony Polychronis, 18th Round

NEW YORK JETS

1974 Ron Rydalch, 8th Round
2000 Richard Seals, 7th Round
2005 Sione Pouha, 3rd Round
2014 Trevor Reilly, 7th Round

LAS VEGAS/OAKLAND/LOS ANGELES RAIDERS

1963 Dave Costa, 3rd Round
1965 Gregg Kent, 7th Round
1967 Robert Woodson, 15th Round
1968 Charlie Smith, 4th Round
1984 Andy Parker, 5th Round
2012 Tony Bergstrom, 3rd Round
2014 Keith McGill, 4th Round

PHILADELPHIA EAGLES

1946 Lawrence Mauss, 19th Round
1953 Ray Westort, 13th Round
1954 Charlie Grant, 16th Round
1981 Dean Miraldi, 2nd Round
2000 John Frank, 6th Round
2013 Joe Kruger, 7th Round
2015 Eric Rowe, 2nd Round

PITTSBURGH STEELERS/PIRATES

1938 Paul McDonough, 9th Round
1942 Floyd Spendlove, 8th Round
1948 Tally Stevens, 22nd Round
1954 Don Rydalch, 19th Round
1958 Everett Jones, 21st Round
1961 Terry Nofsinger, 17th Round
1965 Roy Jefferson, 2nd Round
1986 Erroll Tucker, 5th Round
1996 Chris Fuamatu-Ma'afala, 6th Round
2005 Chris Kemoeatu, 6th Round
2010 Stevenson Sylvester, 5th Round
2017 Brian Allen, 5th Round

SAN FRANCISCO 49ERS

1958 Larry Fields, 23rd Round
1962 Ed Pine, 2nd Round

1965 Frank Andruski, 14th Round
2005 Alex Smith, 1st Round, No. 1
2017 Joe Williams, 4th Round
2017 Pita Taumoepeenu, 6th Round
2019 Mitch Wishnowsky, 4th Round

SEATTLE SEAHAWKS

1982 Jack Campbell, 6th Round
2019 Marquise Blair, 2nd Round
2019 Cody Barton, 3rd Round

TAMPA BAY BUCCANEERS


2005 Paris Warren, 7th Round
2015 Kaelin Clay, 6th Round
2019 Matt Gay, 5th Round

TENNESSEE TITANS/HOUSTON OILERS

1992 Anthony Davis, 11th Round
1998 Kevin Dyson, 1st Round, No. 16
1999 Phil Glover, 7th Round
2001 Andre Dyson, 2nd Round
2006 Quinton Ganther, 7th Round
2006 Spencer Toone, 7th Round
2010 Robert Johnson, 5th Round
2015 Jeremiah Poutasi, 3rd Round

WASHINGTON

1944 Nick Pappas, 27th Round
1946 Gay Adelt, 5th Round
1953 Jim Dublinski, 21st Round
1966 John Stipech, 12th Round
1974 Don Van Galder, 14th Round
1980 Lewis Walker, 10th Round
1994 Kurt Haws, 4th Round
2002 Cliff Russell, 3rd Round



Linebacker Cody Barton was a third-round draft pick by Seattle in 2019.



Utes in the NFL

INFORMATION

HERE'S UTAH

2020 OUTLOOK

PLAYER BIOS

COACHES & STAFF

SERIES HISTORY

2019 IN REVIEW

BOWL HISTORY

RECORD BOOK

Year	Round	Pick	Name	Pos.	Team(s)
1925			Milt Romney	B	Chicago, Racine
1931			Marv Jonas	G	Brooklyn
1934			Jack Johnson	T	Detroit
1934			Frank Christensen	FB	Detroit
1935			Win Croft	G	Brooklyn, Pittsburgh
1935			Walt McDonald	C/LB	Brooklyn
1935			Aldo Richins	WB	Detroit
1938	6	46	Karl Schleckman	T	Detroit
1938	9	74	Paul McDonough	E	Cleveland, Pittsburgh
1939	6	43	Barney McGarry	T	Cleveland Rams
1940	9	71	Luke Pappas	T	Chicago Cardinals
1940	10	87	Tom Pace	B	Chicago
1940	14	125	Pete Bogden	E	Cleveland Rams
1940			Fred Gehrke	HB	Cleveland Rams, L.A. Rams, Chicago Cardinals, San Francisco
1942	8	61	Floyd Spendlove	T	Pittsburgh
1942	15	135	Mac Speedie	E	Detroit, Cleveland
1943	18	165	Bert Davis	C	Cleveland Rams
1943	32	299	Woody Peterson	B	Chicago
1944	4	30	George Betteridge	B	Detroit
1944	27	281	Nick Pappas	T	Washington
1944			Wayne Clark	E	Detroit
1945	31	323	Bill Broderick	T	New York Giants
1946	5	39	Gay Adelt	B	Washington
1946	13	114	Reed Nostrum	T	Chicago
1946	15	135	Stan Stapley	T	New York Giants
1946	19	177	Lawrence Mauss	C	Philadelphia
1946	30	287	Tom Panos	G	Detroit
1947	32	297	Ralph Olsen	DE	Green Bay
1948	19	167	Barney Hafen	E	Detroit
1948	20	179	Frank Nelson	B	Boston Yanks/N.Y. Bulldogs
1948	22	202	Tally Stevens	E	Pittsburgh
1949	4	34	Bob Summerhays	FB/LB	Green Bay
1949	22	212	Gil Tobler	B	Detroit
1950	20	254	Joe Tangaro	T	New York Giants
1951	23	275	Dave Cunningham	B	New York Yanks
1952	7	82	Wes Gardner	C	Detroit
1952	8	93	Tom Dublinski	QB	Detroit, N.Y. Giants, Denver
1953	13	153	Ray Westort	G	Philadelphia
1953	17	203	George Bean	B	Cleveland
1953	21	243	Jim Dublinski	C	Washington
1954	7	85	Jack Cross	B	Detroit
1954	16	189	Charlie Grant	C	Philadelphia
1954	19	223	Don Rydalch	B	Pittsburgh
1954	20	241	Jim Durrant	G	Detroit
1955	13	156	Don Henderson	T	Detroit
1955	24	278	Max Pierce	B	Chicago Cardinals
1956	5	53	Herb Nakken	B	Los Angeles Rams
1956	26	313	Jack Kammerman	E	Cleveland
1958	6	65	Merrill Douglas	RB	Chicago, Dallas, Philadelphia
1958	21	247	Everett Jones	G	Pittsburgh
1958	23	275	Larry Fields	B	San Francisco
1959	1	10	Lee Grosscup	QB	New York Giants
1960	7	74	Larry Wilson	DB	St. Louis Cardinals
1960	18	216	Tony Polychronis	T	New York Giants
1961	14	183	Ken Peterson	T	Minnesota
1961	17	230	Terry Nofsinger	QB	Pittsburgh, St. Louis Cardinals, Atlanta
1962	2	22	Ed Pine	LB	San Francisco, Pittsburgh
1963	3	29	Dave Costa	DL	Oakland Raiders, Buffalo, Denver, San Diego
1963	11	154	Marv Fleming	TE	Green Bay, Miami
1963	15	202	Jerry Overton	DB	Dallas
1964	10	139	Allen Jacobs	B	Green Bay, New York Giants
1964	16	223	Andrew Ireland	B	Green Bay



Five-time Pro Bowl wide receiver Steve Smith concluded his 16-year NFL career in 2016.

Year	Round	Pick	Name	Pos.	Team(s)
1964			Monk Bailey	DB	St. Louis Cardinals
1965	2	18	Roy Jefferson	WR	Pittsburgh, Baltimore, Washington
1965	7	92	Greg Kent	T	Oakland Raiders, Detroit
1965	7	96	Frank Roy	E	St. Louis Cardinals
1965	14	184	Frank Andruski	RB	San Francisco
1966	12	175	John Stipech	LB	Washington
1967	5	130	Richard Tate	DB	Green Bay
1967	15	384	Robert Woodson	RB	Oakland Raiders
1968	4	110	Charlie Smith	RB	Oakland Raiders, San Diego
1968	10	251	Jerome Lawson	DB	Buffalo
1968	10	265	Jack Gehrke	WR	Kansas City, Cincinnati, Denver
1968	12	301	Bob Trumpy	TE	Cincinnati
1968			Manny Fernandez	DT	Miami
1969	3	57	Louis Speedy Thomas	WR	Cincinnati, New Orleans
1969	4	89	Norm McBride	LB	Miami
1969	11	279	Gary Kerl	LB	St. Louis Cardinals
1970	13	328	Dave Smith	RB	Green Bay, San Diego
1970	14	345	Ray Groth	WR	St. Louis Cardinals
1971	1	17	Norm Thompson	DB	St. Louis Cardinals, Baltimore
1971	16	394	Billy Hunter	DB	Buffalo
1971	17	436	Gordon Jolley	OT	Detroit, Seattle
1972	3	78	Marv Bateman	P	Buffalo, Dallas
1972	16	416	Gordon Longmire	QB	Dallas
1973	8	185	Bob Peterson	OG	New Orleans
1974	5	116	Steve Odom	WR	Green Bay, New York Giants
1974	8	197	Ron Rydalch	DT	New York Jets, Chicago
1974	13	337	Gary Keller	DT	Minnesota
1974	14	361	Don Van Galder	QB	Washington
1975	11	285	Ike Spencer	RB	Minnesota
1975	13	317	Willie Armstead	WR	Cleveland
1976	16	446	John Huddleston	LB	Denver, Oakland
1978			Jack Steptoe	WR	San Francisco
1979	8	208	Rick Partridge	P	Green Bay, New Orleans, San Diego, Buffalo
1980	10	268	Lewis Walker	RB	Washington
1980			Roland Solomon	CB	Dallas, Buffalo, Denver
1981	2	55	Dean Miraldi	G	Philadelphia, Denver, L.A. Raiders

Utes in the NFL



Year	Round	Pick	Name	Pos.	Team(s)
1981	3	61	Jeff Griffin	DB	St. Louis Cardinals, Philadelphia
1981	10	261	Steve Folsom	TE	Miami, Philadelphia, N.Y. Giants, Dallas
1982	2	55	Darryl Haley	OT	New England, Cleveland, Green Bay
1982	3	71	Del Rodgers	RB	Green Bay, San Francisco
1982	6	144	Jack Campbell	T	Seattle
1982	9	239	Steve Clark	DL	Miami
1982	10	276	Wayne Jones	T	Miami, Minnesota
1982			Floyd Hodge	WR	Atlanta
1983			Carl Monroe	RB	San Francisco
1984	5	127	Andy Parker	TE	L.A. Raiders, San Diego
1984			Dan Doubiago	TE	Kansas City
1984			Mark Stevens	QB	San Francisco
1986	5	122	Erroll Tucker	DB	Pittsburgh, Buffalo, New England
1986	8	200	Filipo Mokofisi	LB	New Orleans
1986			Manny Hendrix	DB	Dallas
1987			Craig McEwen	TE	Washington, San Diego
1987			Kevin Reach	OL	San Francisco
1987			Reggie Richardson	DB	L.A. Rams
1989			Carl Harry	WR	Washington
1989			Dave Cullity	T	San Francisco
1990	4	93	Scott Mitchell	QB	Miami, Detroit, Baltimore, Cincinnati
1990			Dennis Smith	TE	Phoenix
1992	11	301	Anthony Davis	LB	Houston, Seattle, Kansas City, Green Bay, Baltimore
1994	4	105	Kurt Haws	TE	Washington
1994	7	201	Jamal Anderson	RB	Atlanta
1995	1	20	Luther Elliss	DE	Detroit, Denver
1995	5	165	Lance Scott	OG	Arizona, N.Y. Giants, New England
1995	7	219	Curtis Marsh	WR	Jacksonville, Pittsburgh
1995	7	239	Bronzell Miller	DE	St. Louis Rams, Jacksonville
1995			Anthony Brown	T-G	Cincinnati, Pittsburgh
1996	7	246	Henry Lusk	TE	New Orleans, Miami



Alex Smith, the NFL's No. 1 overall pick in 2005, led Kansas City to the playoffs in four of his five seasons there before moving to Washington.

Year	Round	Pick	Name	Pos.	Team(s)
1997			Mike McCoy	QB	Green Bay, San Francisco
1997			Brandon Jessie	TE	N.Y. Giants
1998	1	16	Kevin Dyson	WR	Tennessee, Carolina
1998	6	178	Chris Fuamatu-Ma'afala	RB	Pittsburgh, Jacksonville
1999	7	222	Phil Glover	LB	Tennessee, Indianapolis
1999			Barry Sims	OG	Oakland, San Francisco
1999			Daniel Jones	WR	St. Louis Rams
2000	6	178	John Frank	DE	Philadelphia
2000	6	189	Mike Anderson	RB	Denver, Baltimore
2000	7	218	Richard Seals	DT	N.Y. Jets, Jacksonville, Buffalo
2000			Keith Embray	DE	Tennessee
2001	2	60	Andre Dyson	DB	Tennessee, Seattle, N.Y. Jets
2001	3	74	Steve Smith	WR	Carolina, Baltimore
2001			Andy Bowers	DE	Arizona
2002	3	87	Cliff Russell	WR	Washington, Cincinnati, Miami, Denver
2002	4	132	Ed Ta'amu	OG	Minnesota
2002			Dameon Hunter	RB	Baltimore
2002			Ma'ake Kemoeatu	DT	Baltimore, Carolina, Washington
2003	1	8	Jordan Gross	OT	Carolina
2003	6	187	Lauvale Sape	DT	Buffalo
2003	7	258	Antwoine Sanders	DB	Baltimore
2004			Josh Savage	DE	Tampa Bay, Atlanta, Tennessee, New Orleans
2004			Thomas Herrion	OG	San Francisco
2005	1	1	Alex Smith	QB	San Francisco, Kansas City, Washington
2005	3	88	Sione Pouha	DT	New York Jets
2005	6	204	Chris Kemoeatu	OG	Pittsburgh
2005	7	225	Paris Warren	WR	Tampa Bay
2005	7	233	Jonathan Fanene	DE	Cincinnati
2006	7	245	Spencer Toone	LB	Tennessee
2006	7	246	Quinton Ganther	RB	Tennessee, Washington, Seattle, Buffalo
2006			John Madsen	TE	Oakland, Cleveland
2006			Steve Fifita	DT	Miami
2007	2	37	Eric Weddle	DB	San Diego, Baltimore, L.A. Rams
2007	4	108	Paul Soliai	DT	Miami, Atlanta, Carolina
2007			Brett Ratliff	QB	N.Y. Jets, Cleveland, Jacksonville, New England, Tampa Bay
2007			Kelly Talavou	DT	Oakland, Seattle, Baltimore
2008			Martail Burnett	DE	Minnesota, San Francisco
2009	2	57	Paul Kruger	LB	Baltimore, Cleveland, New Orleans
2009	2	61	Sean Smith	DB	Miami, Kansas City, Oakland
2009	6	188	Brice McCain	DB	Houston, Pittsburgh, Miami, Tennessee
2009	7	252	Freddie Brown	WR	Cincinnati, Minnesota
2010	2	40	Koa Misi	LB	Miami
2010	2	45	Zane Beadles	OL	Denver, Jacksonville, San Francisco, Atlanta
2010	5	148	Robert Johnson	DB	Tennessee
2010	5	156	David Reed	WR	Baltimore, Indianapolis
2010	5	166	Stevenson Sylvester	LB	Pittsburgh
2010	7	223	R.J. Stanford	DB	Carolina, Miami
2011	5	139	Brandon Burton	DB	Minnesota, Buffalo, Cincinnati
2011	6	179	Caleb Schlauderaff	OL	Green Bay, N.Y. Jets
2011			Matt Asiata	RB	Minnesota
2011			Sealver Siliga	DT	Denver, Seattle, New England, Tampa Bay
2011			Zane Taylor	OL	Philadelphia
2012	3	95	Tony Bergstrom	OL	Oakland, Houston, Baltimore, Washington
2012			Tevita Finau	DL	Dallas, N.Y. Jets
2012			Conroy Black	DB	Detroit

INFORMATION
HERE'S UTAH
2020 OUTLOOK
PLAYER BIOS
COACHES & STAFF
SERIES HISTORY
2019 IN REVIEW
BOWL HISTORY

RECORD BOOK



Utes in the NFL

INFORMATION

HERE'S UTAH

2020 OUTLOOK

PLAYER BIOS

COACHES & STAFF

SERIES HISTORY

2019 IN REVIEW

BOWL HISTORY

RECORD BOOK

Year	Round	Pick	Name	Pos.	Team(s)
2012			Derrick Shelby	DE	Miami, Atlanta
2013	1	14	Star Lotulelei	DT	Carolina, Buffalo
2013	7	212	Joe Kruger	DE	Philadelphia, Green Bay, Pittsburgh
2013			Sam Brenner	OL	Miami, Denver
2013			Reggie Dunn	WR	Green Bay, Cleveland, Miami, New England, Dallas
2013			Tevita Stevens	OL	Washington
2014	4	116	Keith McGill	DB	Oakland
2014	7	233	Trevor Reilly	LB	N.Y. Jets, Miami, New England
2014			Anthony Denham	TE	Houston, Philadelphia, Arizona
2014			Jake Murphy	TE	Miami, Cincinnati
2014			Tenny Palepoi	DT	San Diego/L.A. Chargers
2015			Dres Anderson	WR	San Francisco, Chicago, Washington, Indianapolis, Dallas
2015			Brian Blechen	LB	Carolina, New Orleans
2015	6	184	Kaelin Clay	WR	Tampa Bay, Detroit, Baltimore, Carolina, Buffalo, N.Y. Giants
2015	2	51	Nate Orchard	LB	Cleveland, Buffalo, Kansas City, Washington
2015	3	66	Jeremiah Poutasi	OL	Tennessee, Jacksonville, L.A. Rams, Denver
2015	2	47	Eric Rowe	DB	Philadelphia, New England, Miami
2016	4	136	Devontae Booker	RB	Denver, Las Vegas
2016			Jason Fanaika	DE	Oakland, Washington
2016			Jared Norris	LB	Carolina, Washington
2016			Kendal Thompson	WR	Washington
2017	1	20	Garett Bolles	OT	Denver
2017	2	42	Marcus Williams	S	New Orleans
2017	4	121	Joe Williams	RB	San Francisco
2017	5	164	Isaac Asiata	OL	Miami
2017	5	173	Brian Allen	DB	Pittsburgh, Seattle
2017	5	176	J.J. Dielman	OL	Cincinnati, L.A. Rams, Denver, Seattle
2017	6	190	Sam Tevi	OT	L.A. Chargers
2017	6	202	Pita Taumoepenu	DE	San Francisco, Seattle



Defensive back Eric Rowe was a second-round draft pick by Philadelphia in 2015 and won Super Bowl LI during a three-year run with New England from 2016-18.



Zane Beadles was a second-round draft pick by Denver in 2009 and spent the first four years of his nine-year NFL career with the Broncos, making the Pro Bowl in 2012.

Year	Round	Pick	Name	Pos.	Team(s)
2017			Hunter Dimick	DE	Jacksonville
2017			Dominique Hatfield	DB	L.A. Rams, Carolina
2017			Tim Patrick	WR	Denver
2017			Reggie Porter	DB	Baltimore, Cleveland
2017			Pasoni Tasini	DT	Arizona
2017			Jason Thompson	S	New England, Chicago, Seattle, Washington, Green Bay
2017			Travis Wilson	TE	L.A. Rams
2018	6	181	Kylie Fitts	DE	Chicago, Arizona
2018			Salesi Uhatafe	OL	Detroit, Jacksonville
2019	2	47	Marquise Blair	DB	Seattle
2019	3	88	Cody Barton	LB	Seattle
2019	4	110	Mitch Wishnowsky	P	San Francisco
2019	5	145	Matt Gay	K	Tampa Bay
2019	7	240	Jackson Barton	T	Indianapolis, Kansas City
2019			Chase Hansen	LB	New Orleans
2020	2	50	Jaylon Johnson	DB	Chicago
2020	3	85	Julian Blackmon	S	Indianapolis
2020	3	86	Zack Moss	RB	Buffalo
2020	3	104	Terrell Burgess	S	L.A. Rams
2020	4	114	Leki Fotu	DT	Arizona
2020	5	179	Bradlee Anae	DE	Dallas
2020	6	197	John Penisini	DL	Detroit
2020			Tyler Huntley	QB	Baltimore
2020			Josh Nurse	CB	Baltimore
2020			Francis Bernard	LB	Dallas
2020			Darrin Paulo	T	New Orleans
2020			Javelin Guidry	DB	N.Y. Jets

Bold indicates on roster as of June 4, 2020

All-Time Lettermen



JaTravis Broughton, 2019

- A -

A'asa, Neli-2007-08-09-10
 Aalona, Makai-2002-03-04
 Abrams, Steve-1989-90-91-92
 Absher, Wade-1991
 Adams, Roger-1955
 Adams, Ron-1981-82-83
 Adams, Tom-1953-54
 Adelt, Gerhard (Gay)-1940-41
 Adelt, Horst-1940-41
 Afeaki, Kite-2004-05
 Afia, Philip-2016-17-18
 Afu, Kava-1988-89-90
 Agasiva, Jordan-2017-18
 Agbor, Mbe-1999-00
 Aiono, James-2010-11
 Aiono, Siaosi-2012-13-14-15
 Akina, Ryan-1996-97
 Alba, Brian-1992-93
 Albers, Andrew-2014-15
 Aldridge, Randy-1989-90
 Alexander, Hugh-1988
 Allen, Bob-1952
 Allen, Brian-2013-14-15-16
 Allen, Daniel-1973-74
 Allen, Ernest-1963-64
 Allen, Jamal-1996-97-98
 Allen, Roy-1997-98
 Alley, Robert-1936-37-38
 Alston, Reggie-1991-92
 Alvarez, Gilbert-1980-81
 Alvey, Robert-1980
 Amaama, Aaron-2017-18
 Amizich, Larry-1955-56-57
 Ammons, Dennis-1967-68
 Anae, Bradlee-2016-17-18-19
 Andersen, Boo-2009-10-11-12
 Andersen, Gary-1985-86
 Anderson, Andy-1904-05-06-07
 Anderson, Brian-1988-89-90-91
 Anderson, Del Roy-1955
 Anderson, Dres-2011-12-13-14
 Anderson, Jamal-1992-93

Anderson, James-1921
 Anderson, Jerome-1997-98
 Anderson, John-1989-90
 Anderson, Mark-1978-79-80-81
 Anderson, Mike-1998-99
 Anderson, Wesley-1928
 Andrews, Jack-1967-68
 Andruski, Frank-1963-64
 Aneiro, Pete-2006
 Angell, Mark-1979
 Anglesey, Mike-1987-88-89-90
 Arceneaux, Anthony-2001
 Arceneaux, Darnell-1997-98-99-00
 Armstead, Willie-1972-73-74
 Armstrong, Anthony-2018
 Armstrong, Jefferson-1917
 Arnett, Glen-1932-33-34
 Arntz, Dave-1953
 Arquette, Mitch-2004-05
 Ashby, Charles-1959-60-61
 Ashton, Willard-1911
 Asiata, Isaac-2013-14-15-16
 Asiata, Matt-2008-09-10
 Asiata, Shawn-2010-11
 Atkinson, Ray-1935-36
 Au, Brigham-2004
 Austin, Leo-1986-87
 Austin, Mike-2002
 Avery, Del-1936
 Ayers, Richard-1975-77-78-79
 Azarcon, Stone-2019

- B -

Bachhuber, Brian-1998-99-00
 Bacon, Omar-1995-96-98-99
 Bahr, Brooks-2000-01-02
 Bailey, Daniel-1967-68
 Bailey, Mike-1975-76-77-78
 Bailey, Monk-1958-59
 Bailey, Rickey-1976
 Baker, Stephen-1983-84-85-86
 Baker, Terry-1963-65-66
 Baldwin, Ernest-1936-37-38
 Baldwin, Sam-1975-76-79-80
 Balken, Bruce-1936-37-38
 Ballard, Corron-2017-18
 Ballard, John-1996
 Banton, Donte-2019
 Barker, Gary-1967-68-69
 Barker, Howard-1912-13
 Barr, Donnie-1953-54-55
 Barrett, Daniel-1977-78
 Barrett, Ted-1942
 Barsness, Richard-1972-73-74
 Bartholomew, London-2019
 Barton, Cody-2015-16-17-18
 Barton, Eva-1904-05-06
 Barton, Jackson-2015-16-17-18
 Barton, Mark-1990-91-92-93
 Bateman, Copper-2017
 Bateman, Marvin-1969-70-71
 Battcher, Jeff-1981
 Bauer, Bob-1939
 Baulkman, Michael-1996
 Beadles, Zane-2006-07-08-09
 Bean, Bruce-1964-65-66
 Bean, George-1950-51-52
 Beard, Therman-1984-85
 Beardall, Dan-2005
 Beardall, Derek-2005
 Bearden, Dennis-1970-71
 Beatie, Hugh-1924
 Beck, Cal-1994-95-96
 Beckstead, Dan-1930-31-32
 Beckstead, Rex-1934
 Behling, Lincoln-1938
 Belczyk, Eugene-1970-71-72
 Bell, Tyler-2015-17
 Bellamy, Jimmy-1990-91
 Bellock, Kurt L.-1969-70
 Belnap, Michael G.-1973-76
 Bendinger, Boo-1996-97-98-99
 Bennett, Raymond-1984-85
 Bennion, Bryce-2009
 Bennion, Dezla-1907-10-11-12
 Bennion, Earl-1903
 Bennion, Fred-1902-04-05-06
 Benton, Edwin-2001-02
 Bentz, Diego-1989
 Berger, Blaine-90-91-92-93
 Bergstrom, Tony-2008-09-10-11
 Bernard, Francis-2018-19
 Bernard, Micah-2019
 Bernson, Kay-1951-52
 Bero, Bryan-1984-85-86-88
 Berry, Kent E.-1958
 Besler, Rodney F.-1977-78
 Bettridge, George-1942-43
 Beuhner, Paul-1930
 Bezyack, Martin-1954-55-56-57
 Bigelow, Darrell B.-1966
 Bills, Keaton-2019
 Binkele, Robert-1981-82-83-84
 Birch, Tom Clay-1958-59-60
 Bird, Dylan-1999
 Bird, Greg-2008-09-10-11
 Bischoff, George-1930-31
 Black, Conroy-2010-11
 Black, Martell-1987
 Blackmon, Phil-2001
 Blackmon, Julian-2016-17-18-19
 Blair, Marquise-2017-18
 Blankenbaker, Ronald-1978-79
 Blaufuss, Armin-1965-66-67
 Blechen, Brian-2010-11-12-14
 Blossch, Mark-1981-82-83-84
 Blossch, Raymond K.-1974-75-76
 Boberg, Calvin-1923-24-25
 Bobich, John L-1967
 Bogden, Bob-1952-53
 Bogden, Peter-1938-39
 Boghossian, Dave-1994
 Boglin, Armand-1995-96
 Bohlen, Emmett-1916
 Boise, Paul T.-1905
 Bolinger, Joey-2001
 Bolles, Garrett-2016
 Bolt, Matt-2002
 Bonifacio, Bob-1987-88-89-90
 Bonifacio, Frank-1987-88-89-90

Bonvicino, Donald-1955-56-57
 Booker, Devontae-2014-15
 Boone, Jason-2004-05-06-07
 Boone, Jesse-2002-03-04-05
 Borg, Aaron-2014
 Borich, Joe-1959-60-61
 Borreson, Bryan-2002-03-04-05
 Borthwick, Roy-1965
 Boss, George-1954-55-56-57
 Bougere, Vyron-1967
 Bourdeaux, Rick-1974-75-76
 Bourne, Hal-1951-52-53
 Bowers, Andy-1997-98-99-00
 Bowman, Harold-1944
 Bown, Andy-1990
 Boyd, Bronson-2018-19
 Boyd, Ernest-1993-94
 Boykin, Marion-1968-69-70
 Brady, Kyle-2004-05-06-07
 Brand, Ryan-2001-02
 Brandenburg, Steven-1970-71-72
 Branham, Franklin (Set)-1952-53
 Breckon, John-1915
 Brenner, Sam-2009-10-11-12
 Breska, Ryan-2001
 Bridge, Gordon-1931-32-33
 Briggs, Lorin-1913-14
 Brinton, Merrill-1962-63
 Brock, Vincent-1976-77-78-79
 Broderick, Verle-1942
 Brokmeyer, Albert-1913-14-15
 Brooks, Jerome-2007-08-09-10
 Broughton, JaTravis-2019
 Brown, Anthony-1993-94
 Brown, Ben-1996
 Brown, Charlie-1990-91-93-94
 Brown, Dennis-1961
 Brown, Freddie-2005-06-07-08
 Brown, Gail-1953-54
 Brown, George-1901-02-05-06
 Brown, James-1969-70
 Brown, Mark-1908
 Brown, Merle-1941
 Brown, Michael-1974-75
 Brown, Nick-2011-12
 Brown, Richard-1953
 Brown, Tom-1958-62
 Brumfield, Devin-2018-19
 Brummel, Edward-1971
 Brunetti, Guy-1950-51
 Bryant, Aaron-2002-03
 Bryant, Joseph-2012-13
 Bryant, Montel-1983-84-85-86
 Bryant, Richard-1906-07
 Bubak, Dick-1951-52-53
 Buchert, Gerald-1971-72
 Buchi, Craig-1976
 Buchi, Mark-1972-73-74
 Buckman, Robert-1963-64
 Buckner, Bruce-1965
 Budelier, Richie-1917
 Buehler, Dean-1943
 Buehner, Paul-1931-33
 Bukarau, Daniel-2007-08-09-10
 Bullett, Ryan-1989-90



All-Time Lettermen

INFORMATION

HERE'S UTAH

2020 OUTLOOK

PLAYER BIOS

COACHES & STAFF

SERIES HISTORY

2019 IN REVIEW

BOWL HISTORY

RECORD BOOK

Bunderle, Arthur-1944
 Burdette, Blake-2003-04
 Burgess, Richard-1956
 Burgess, Terrell-2016-17-18-19
 Burmester, Henry-1902-03
 Burnett, Brad-1998
 Burnett, Martail-2004-05-06-07
 Burnett, Timonhny-1966
 Burtenshaw, Brad-1999-01
 Burton, Beau-2010
 Burton, Brandon-2008-09-10
 Burton, Willie-1991
 Bushman, Ben B.-1960
 Buss, Ken-1992-93-94
 Butera, Mike-1965-66
 Butler, Roger-1955-56
 Butler-Byrd, Cory-2015-16

- C -

Cabading, Gene-1965-66
 Caffey, Paul-1925-26-27
 Cahoon, Dell-1915
 Cain, Terrance-2009-10
 Calcote, Tyrone-1985-88
 Calhoun, Dylan-2015
 Call, Newell-1934-35-36
 Callis, Paul-1932-34
 Callister, Hy-1936
 Campbell, Jack-1980-81
 Campbell, Ryan-1987
 Campman, Kenneth-1958-59
 Cannon, Karl-1900
 Capra, Johnny-2016-17
 Carlson, Oscar-1902-03-04
 Carlson, Trennan-2019
 Carlston, Peter-1931-32-33
 Carlton, Demetrius-1989
 Carmichael, Rex-1910
 Carmon, Alton-1926-27-28
 Carpenter, Melville.-1962-63-64
 Carrasco, Ernest-1979
 Carrington II, Darren-2017
 Carroll, David-2004
 Carter, Ralph-1956-57
 Carter, Tevin-2015
 Caruso, Frank James-1958
 Carvalho, Stewart-1998-99
 Casco, Kawika-2001-02-05
 Casell, Roderick-1983
 Castain, Daren-1989-90-91-92
 Casteel, Brent-2005-06-07-08
 Castillo, Ed-1992-93
 Cate, Scott-1984
 Cato, Adam-1963
 Cecil, Paul-1927-28
 Cerbin, David-1975-76
 Champion, Vere-1922-23-24-25
 Chapman, Lamar-2009-10
 Chappuis, Quade-2010-11-12-13
 Charlebois, Tom-1953
 Chaytors, Dave-1989-90-91-92
 Checketts, Victor (Mgr.)-1978-79-80-81
 Cherkas, Ronald-1975-76
 Cherlin, Kenneth-1965
 Chestang, Gary-1960

Child, Craig-1979
 Childs, Robert-1938-39
 Chow, Norm-1965-66-67
 Christensen, Chris-1998-99-00
 Christensen, Frank-1930-31-32
 Christensen, James-1936-37
 Christensen, Preston-1990-91-92
 Christensen, William-1926-27
 Christian, Ahmad-2015
 Christianson, Howard-1997-99
 Christianson, Kimball-1997-98-99-00
 Christoffersen, Dirk-1996-97
 Christopher, DeVonte-2009-10-11-12
 Chung, William-1957-58-59
 Cima, Scott-1981-82
 Cisrow, Tyson-2016
 Cissell, David-1962
 Claiborne, Deron-1993-94
 Clanton, Richard-1958
 Clark, Daniel-1974-78-79
 Clark, David-1944
 Clark, Harold-1923
 Clark, I.P.-1920-22
 Clark, Jon-2004
 Clark, Lyman-1943
 Clark, Rulon-1941
 Clark, Sherman-1929-30-31
 Clark, Spence-1957-58
 Clark, Stephen-1978-79-80-81
 Clark, Wayne-1937-39
 Clary, Daniel L.-1977-78-79
 Clausi, Joe-1988-89
 Clawson, Roger-1988-89
 Clay, Bill-1951-52
 Clay, Kaelin-2014
 Clegg, Hayden-2014-15-16
 Clements, Tyson-2007-08-09
 Clerc, Charles-1944
 Clifford, Brad-2007-08-09-10
 Cline, Roger F.-1964-65
 Clyde, Dana J.-1970
 Cochran, Josh-1995-97-98-99
 Coggins, Gerald-1964
 Cole, Charles L.-1974
 Cole, Terrell-2007-08
 Cole, Winslow-1912
 Coleman, David-1917
 Coleman, Ron-1963-64
 Collins, Frank-1973-74-75
 Collins, Timothy-1967-68-69
 Collotzi, Albert-1955
 Condie, Brock-2005
 Conger, James-1960-61-62
 Conley, Ed-1984-85-86
 Conley, Robert-2005-06-07-08
 Conley, Spencer (Spike)-1952-53
 Connaughton, Mike-1988-89
 Conville, James-1907-08
 Conway, James-1971-72-73
 Coogan, Robert-1958-59
 Cook, Glen-1965
 Cook, Paul-1951-52-53
 Cooper, Eugene-1937-38
 Cooper, Michael-1967
 Cooperwood, Sylvester-1994

Cooperwood, Tyler-2015-16
 Cordy, Michael-1974-75-76
 Corporan, Hipolito-2013
 Corty, Thomas-1962-63-64
 Cory, Thomas-1936-37-38
 Cospy, Tony-1984
 Costa, David-1961-62
 Couch, Sherman (Pete)-1927-28
 County, Adolph-1993-94
 Cousin, Bruce-1969-70-71
 Covey, Britain-2015-18-19
 Cowley, Carter-1951-52-53
 Cowley, William-1933-34-35
 Cox, Brandon-2014-15
 Cox, Christian-2008-09-10
 Cox, Steve-1981-82
 Cox, William-1925-27
 Crafts, Charles-1957
 Cragan, Calvin-1960-62
 Crandall, Irwin-1936-37-38
 Cravens, William-1960-61-62
 Crawford, Cedric-1990-91-92-93
 Creer, Frank-1927
 Crockett, D'Shaun-1999-00-01-02
 Croft, Winfield-1930-31-33
 Croshaw, T.D.-1999-00
 Cross, Gene (Bud)-1953-54-55
 Cross, Jack-1951-52-53
 Crosswhite, Jonathan-1997-98
 Crouch, Lloyd-1913-14-15
 Crum, Frederick-1975-76-77
 Cruse, Don-1986-87
 Cullen, John-2010-11
 Cullity, Dave-1985-86
 Cunningham, Dave-1951
 Cunningham, David-1994-95-97
 Cureton, Gonzalo-1965-66
 Custer, Everett-1971-72-73

- D -

D'Errico, Liberto-1978
 Dahl, David-1972-73-74
 Dahl, Steve-2004
 Dailey, Russ-1989-90-91-92
 Dale, Joe-2006-07-08-09
 Dana, Alec-2017
 Daniels, Braeden-2019
 Daniels, Derek-1977
 Dart, Brandon-1996-99-00
 Davies, Harold-1932-33
 Davis, Anthony-1990-91
 Davis, Burt-1940-41-42
 Davis, Danny-1994-95-96-97
 Davis, Desmond-1999-01-02
 Davis, Joe-1968-69-70
 Davis, Michael-1962-63
 Davis, Ray-1938
 Davis, Robert-1928-29
 Davis, Theron-1929-30
 Davis, Tim-1978-80
 Davis, Vonte-2018-19
 Day, Bruce-1962-63
 Day, David-1988
 Day, Gregory-1975-79-80-81
 De'Malignon, Adam-1989-90-92



Solomon Enis, 2018-19

Dean, Vernon-1910-13
 DeBenedetti, Dario-1964-65-66
 DeBraw, Larry-1962
 DeCastro, Louis-1994-95
 Deckart, Sheldon-1999-00-01-02
 Decker, Ivan-1920
 Degnan, Patrick-1975-76-77
 Denham, Anthony-2012-13
 DeHoog, Mike-1988-90-91-92
 DePrimio, Alfred-1972-73-74
 Dickamore, Tony-1998-99
 Dielman, J.J.-2013-14-15-16
 Dilman, Ray-1911
 Dimick, Hunter-2013-14-15-16
 Dirkmaat, David-2004-05
 Dixon, Jaylen-2018-19
 Dixon, Keven-2018
 Dixon, Walt-1982-83-84
 Doberon, Joseph-1944
 Dockery, Gerald-1969-70
 Dodds, Corey-2001-02-03-04
 Dolan, Al-1993
 Dolan, Dave-1987-88
 Dolce, Frank-1991-92
 Dominguez, Chase-2013-14-15-16
 Doolittle, Thomas-1909
 Dorner, Hank-1991-92
 Dotson, Gordon-1959-60-61
 Doubiago, Daniel-1979-80-82
 Dougall, George M.P.-1900-01-02
 Douglas, Clarence-1914-15-16
 Douglas, Merrill-1955-56-57
 Dow, Pete-1926-27-29
 Dowd, Joe-1969
 Drecksel, Tatum-2007-08-09
 Drews, Christian-2014-15-16-17
 Drews, Jeremy-1994
 Driggs, Merlin-1964-65-66
 Dublinski, Jim-1950-51-52
 Dublinski, Tom-1950-51
 Duckworth, Douglas H.-1972-73
 Duehlmeier, Fred-1936
 Duke, James-1987
 Dungan, Dave-1953-54-55

All-Time Lettermen



Dunn, MacKay-2016
 Dunn, Reggie-2010-11-12
 Durrant, Jim-1951-52-53
 Dwinell, CR-2000-01
 Dye, Ellis-1955
 Dykeman, LeGrande-1924-25-26-27
 Dyson, Andre-1997-98-99-00
 Dyson, Kevin-1994-95-96-97
 Dyson, Patrick-1998-99-00

- E -

Echols, Phil-1988-89
 Eck, Don-1980-81-82
 Eckles, Rick-1987-88
 Edgar, Don-1951-52
 Edge, Richard-1972
 Edwards, LaVon-1988-89-90-91
 Edwards, Mike-1989
 Egger, Larry-1985-86
 Eggiman, Evan-2014-15-16
 Eldracher, Lawrence-1971-72-73
 Eldredge, Todd-1986-88-89
 Eldridge, Zac-2007
 Elgaard, Ray-1981-82
 Eliapo, Kenape-2006-07-08-09
 Elkington, Clair-1959
 Elliot, Myrthen-1930-31
 Elliott, Brett-2002-03
 Elliss, Luther-1991-92-93-94
 Embray, Keith-1990-91
 Enis, Solomon-2018-19
 Enlow, Don-1983
 Enosa, Bobby-2000
 Ensign, Forrest-1943
 Ericksen, Stanford-1932
 Erickson, Don-1957
 Erickson, Irving-1911
 Erickson, Parker-2014
 Escalante, Michael-1971
 Ethridge, Teneil-1995-97-98-99
 Evans, Casey-2003-04-05-06
 Evans, Jack-1973
 Evans, Kent-1920-21-22-23
 Evans, Layne-1975-76
 Evans, Richard-1954
 Evans, Roland-1942
 Evans, Thomas-1942
 Evans, Walter-1902

- F -

Fa'amoe, Toele-1993-95
 Fagergren, Dave-2010-11-12
 Fahringer, Tim-1982-84
 Fairman, Jay-1979-81-82-83
 Fakailoatonga, Siale-2013-14-15-17
 Falemaka, Bapa-2017
 Falemaka, Lo-2016-17-18
 Fanaika, Jason-2014-15
 Fanene, Jonathan-2003-04
 Fankhauser, Matt-1997
 Farrell, Bob-1939
 Fatafehi, Toni-1997
 Fauonuku, Viliseni-2012-13-14-15
 Faust, Augustus-1937
 Fehoko, V.J.-2011-12-13

Felix-Fualalo, Luke-2019
 Feller, Ray-1953
 Femovich, Dave-1981
 Fenn, William-1956
 Ferguson, Earl-1920
 Ferguson, Tyce-1980-81
 Ferguson, W.P.-1907
 Ferguson, Warren-1952
 Fernandez, Manuel-1965-66-67
 Fetzer, John-1931
 Ficklin, Morris-1944
 Field, Jameson-2014-16-17-18
 Fields, Clarence-1984-85-86-87
 Fields, Larry-1955
 Fields, Lowell-1956-58
 Fields, Melvin-1978-79
 Fifita, Steve-2002-03-04-05
 Filiaga, LT-2012-13
 Finau, Pouha-1994
 Finau, Tevita-2010-11
 Fineanganofa, Devo-1994
 Finner, Louis-2008
 Fisher, George-1953
 Fisher, Vardis-1917
 Fitts, Kylie-2015-17
 Fitzgerald, Keith-1938-39-40
 Fitzgerald, Sean-2010-11-12-13
 Fitzpatrick, Tommy-1911-12
 Fleming, Marvin-1960-61-62
 Fleshman, Harte-1904
 Fletcher, Andrew-2014-15
 Fletcher, Gerald-2003-04
 Flitton, Jeff-1982
 Fogal, Jordan-2015-16
 Folk, Chad-1995-96
 Folsom, Scott-1978
 Folsom, Steve-1978-79-80
 Fonua, Junior-2008
 Forbes, Morris-1903
 Ford, Lorenzo-2012
 Ford, Nick-2018-19
 Forsberg, Ray-1929-30
 Fortune, Thomas-1998-99-00-01
 Foster, Brad-1990-91-92-93
 Fotheringham, Cole-2018-19
 Fotu, Leki-2016-17-18-19
 Fotu, Nai-2007-08-09-11
 Fouts, Mike-1995-96
 Fowler, William-1967-68-69
 Fox, Neve-1924
 Francis, Gary-1955
 Frank, John Gordon-1960-61
 Frank, John-1996-97-98-99
 Franklin, Chet-1954-55-56
 Franks, Gustav-1920-21
 Fratto, Robert-1970-71-72
 Frech, John-1970-71-72
 Freeman, Wykie-2010-11-12-13-14
 Freestone, Kevin-2007
 French, Clyde-1985-86
 Fricks, Charles-1969-70-71
 Friel, Kala-2012-13-14
 Fuamatu-Ma'afala, Chris-1995-96-97
 Fulks, Kyle-2015-16-17
 Furey, Hayden-2019

- G -

Gaison, Kepa-2007-08-09
 Ganther, Quinton-2004-05
 Gardner, Brigham-1942
 Gardner, Cameron-2019
 Gardner, Darrell-1913-14-15
 Gardner, Duncan-1910-11-12
 Gardner, Leroi-1925
 Gardner, Mark-1914-15
 Gardner, Robert-1908
 Gardner, Wes-1950-51
 Gardner, William-1914
 Garidel, Roger-1970-71
 Garrette, Edwin-1992-94
 Garrigan, Afa-2005-08
 Gawronski, Bob-1952-53-54
 Gay, Matt-2017-18
 Geary, Rex-1938-39-40
 Gehrke, Clarence (Fred)-1938-39
 Gehrke, Jack F.-1965-66-67
 Geiselmayer, Mark-1983-84-85
 Gerbatz, Dan-1975-76-77
 Gerke, Alex-1982-83
 Germann, Dave-1955
 Gertsch, Grant-1973-74-75
 Gibby, Leo-1969-71
 Gibson, Brian-1995-96
 Gibson, Jed-1953-54-55
 Gilfilan, Joseph-1969-70
 Gillespie, Francis-1923
 Gilmer, Warren-1919-20-21
 Gilreath, Alan-1970-71-72
 Glasser, Donald-1968-69-70
 Gleave, Bud-1944
 Glen, George (Mgr)-1928-29
 Glover, Phil-1997-98
 Godfrey, Andre-2014-15-16
 Godfrey, Bradon-2006-07-08
 Godfrey, Chris-1994-95-96-97
 Golden, Maddie-2018
 Gomez, Randy-1977-78
 Gompf, William-1978-79-80-81
 Gonzalez, Wallace-2015-16
 Goodrich, Grant-1951-52
 Goodrich, William-1915-19
 Goodwin, Harold-1916-17
 Goodwin, Ralph-1926-27-28
 Gordon, Stephen-2005
 Grady, Tommy-2006-07
 Graham, Doug-1988
 Graham, Richard-1975-76
 Graham, Tony-1980-81-82
 Grames, Les-1934-35
 Grant, Benere-1907-08-09-10
 Grant, Charles (Tiny)-1951-52-53
 Grant, Devin-1998
 Grant, Jake-2018
 Graves, Fred-1969-70-71
 Gray, Lindsey-1981-82
 Grayson, Scott-1972-73
 Green, Gerald-1974
 Green, Brett-1979-81-82
 Green, TJ-2018-19
 Greene, Patrick-2009-10-11-12
 Greenhalgh, Don-1954-55-56

Greenwell, Gerald-1976-77
 Gregory, LeGrande-1940-41-42
 Griffin, Jeffery-1977-78-79-80
 Griffin, Randolph-1974-75-76
 Griffith, Gary-1955
 Griggs, Ken-1986
 Grimm, Aaron-1987-88
 Groesbeck, Frank-1892
 Groneman, Mike-1965-66
 Gross, Jordan-1999-00-01-02
 Grosscup, Lee-1957-58
 Groth, Ray-1967-68-69
 Groth, Richard-1963-64-65
 Guardi, Andre-1983-84-85-86
 Guhin, Allen-1931-32
 Guidry, Javelin-2017-18-19
 Guise, William-1961
 Gunn, Dewey-1936-37
 Gunther, Kyle-2006-07

- H -

Hackenbruck, Tommy-2003-04
 Hackett, Drew-2006
 Hackett, Tom-2012-13-14-15
 Hafen, Darrell-1944
 Hagemann, Daniel-1975-76
 Hagen, Clarence-1921-22-23-24
 Hagen, Sean-1997
 Haggard, James-1970
 Hagood, Elliot-1970-71-72
 Haig, James-1937-39
 Hale, Jacoby-2011-12-13-14
 Haley, Darryl-1978-79-80-81
 Hall, Anthony-1990-92
 Hall, Ray-1952
 Hall, Walter-1921
 Haller, Connor-2017-18
 Halliday, Jon-2013-14-15
 Hallsey, Steven-1972-73-74
 Hamilton, Dave-1952-53-54
 Hamilton, Davir-2017
 Hamilton, Norman-1911-12-13
 Hamilton, Rob-1994-95
 Hampel, Ken-2014-15-16
 Hampton, Tyquez-2017
 Hampton, Victor-1911-12
 Han, William-1942
 Hancock, Harvey-1919-20-21-22
 Handley, Harrison-2014-15-16-17
 Hansen, Charles-1940-41
 Hansen, Chase-2015-16-17-18
 Hansen, Cory-1977-78-79
 Hansen, James-1983-84-85-86
 Hansen, Matt-2001-02-03
 Hansen, Randell-1968-69-70
 Hansen, Shawn-2017
 Hansen, Stewart-1992
 Hardin, Clinton-1969
 Hardin, Ricky-1979-80
 Hardman, Jay-1970
 Hardy, Glen-1929
 Hardy, James-1983-84-85-86
 Hardy, Karl-1926-27
 Hariston, Michael-1965-66
 Harker, Benjamin-00-01



All-Time Lettermen



Ben Lennon, 2019

INFORMATION

HERE'S UTAH

2020 OUTLOOK

PLAYER BIOS

COACHES & STAFF

SERIES HISTORY

2019 IN REVIEW

BOWL HISTORY

RECORD BOOK

Harkless, Jeff-1992
 Harper, Shaun-2003-04-05-06
 Harper, Ted-1967
 Harrington, Brian-1989
 Harris, Dee-1903
 Harris, Garland-1986-87-88-89
 Harris, Kenneth-1978
 Harris, Tim-2004-05
 Harrison, Keith-1994-96-97
 Harrison, Kevin-1974-75-76
 Harry, Carl-1986-87-88
 Hart, Chris-2016-17-18
 Hartmann, George-1966-67
 Harward, Sam-1996
 Hatch, Sumner-1941
 Hatfield, Dominique-2013-14-15-16
 Haun, Henry (Pete)-1956-57-58
 Havili-Katoa, Alani-2015-16-17-18
 Hawkes, Thomas-1964-65-66
 Hawn, Kevin-1986
 Haws, Kurt-1992-93
 Haynes, Malik-2019
 Hays, Jon-2011-12
 Heard, Gary-1965-66
 Hearn, Anthony-1995
 Heaton, Lance-1988
 Heffernan, Bull-1996-97
 Heffner, Eric-1977
 Heimuli, Latu-2010-11-12-13
 Heiselt, Laurence-1903
 Henderson, Charles-2012-13-14
 Henderson, Don-1952-53-54
 Henderson, Michael-1981
 Henderson, Sean-1988
 Hendy, Ben-2008-09
 Heninger, Nick-2017-18
 Hennessey, J.-1905-08
 Henry, Forrest-1977-78-79-80
 Henry, Frank-1977-78
 Henry, Rocky-1995-96
 Henry-Cole, Devonta'e-2016-17-19
 Hensel, Dustin-2006-07-08
 Herboth, Kenneth-1973

Herbst, Vernon-1905
 Herd, Davy-1956
 Hernandez, Brian-2005-06-07
 Herrion, Thomas-2002-03
 Hertzfeldt, Gary-1961-62-63
 Heslop, Ronald-1964-65
 Hess, Terry-1979-80
 Hesse, Joe Charles-1960-62
 Hibbard, James-1957-58-59
 Hicken, Hayes-2016-17
 Hicken, Mike-2007-08
 Hicks, Darrel-1989-90
 Hikila, Bo-2008
 Hill, Jay-1998-99
 Hill-Hunt, Mufi-2019
 Hills, Jack (Mgr)-1933
 Hines, Michael-1981-82
 Hinson, Phil-2013
 Hinton, Larry-1967-68
 Hoard, Mark-1974-75-76
 Hobbs, Boobie-2014-15-16-17
 Hobbs, Fred-1973-74-75
 Hodge, Floyd-1979-80
 Hodgson, James-1927-28-29
 Hoffman, Greg-1990-91-92-93
 Hoggan, James-1960-62
 Hoggan, Martin-1932-33-34
 Hola, Molonai-1983-84-87-88
 Holdcraft, Ray-2002-03
 Holder, Greg-1985-86
 Holdsworth, Wilbur-1907
 Holladay, Randall-1978-79-80
 Hollandsworth, Len-1981-83
 Holloway, Vernon-1963-64
 Holmes, Marvin-1959-60-61
 Holmstead, Earl (Happy)-1911-12
 Holt, Greg-1986
 Home, William-1907-08-09-10
 Honeycutt, Mike-2010-11-12-13
 Hooker, Reshawn-2012
 Hooks, Greg-1992-93-94
 Hooks, Jason-1995-96-98
 Hoover, Richard-1969-70-71
 Hope, Albert-1904
 Horlacher, Trevor-2017
 Horsley, Bill-1943
 Horsley, M.-1915
 Houston, Charles-1907-08
 Houston, Devin-2001-02
 Howard, Darwin-1930-31-32
 Howard, Jordan-2016-17
 Howard, William-1959-60
 Howells, Edmund-1917-19
 Howells, John-1924-25-26-27
 Howse, Dean-1954
 Hristou, Peter-1974-75-76
 Hubert, R.J.-2018-19
 Hucko, Jeffery-1977-78-79-80
 Huddleston, John-1973-74-75
 Hudson, Horace-1912-14
 Huey, Danny-1983-84
 Huff, Thomas-2004
 Huffman, Daniel-1970
 Hughes, Casey-2015-16-17
 Hughes, Darren-1986-87

Hunt, Bert-1935
 Hunter, Chris-1996-97-98-99
 Hunter, Dameon-2000-01
 Hunter, William-1969-70
 Huntley, Tyler-2016-17-18-19
 Hurd, Ernest-1920-21-22
 Hurren, Henry-1921-22-23
 Hustad, Byron-1974-75-76
 Hutchins, Roosevelt-1973-74
 Hutson, Sean-1990-91
 Hyde, Alonzo-1894

- I -

Ianu, Sese-2013-14
 Ichertz, Michael-1973-74
 Imperiali, Tim-1989
 Inferrera, Jeremy-2006
 Ipaktchian, Rich-1984-85
 Ippolito, Cody-2017
 Ireland, Andrew-1963-64
 Ita'aehau, Sam-2001
 Iverson, Gregory-1971
 Iverson, Owen-1926-27

- J -

Jackman, Fred-1943
 Jackson, Artis-1995-96
 Jackson, Daniel-1972
 Jackson, Jake-2016-17-18
 Jackson, Lynzell-2002
 Jackson, Mark-1984-85
 Jackson, Paris-2001-02
 Jackson, Todd-1995-96-97-98
 Jacobs, Allen-1963-64
 Jacobsen, Chad-2004-05
 Jacobsen, Eric-1984-86-87-88
 Jahries, Chris-1994-95-96-97
 James, Edward-1976
 Jefferson, Roy-1962-63-64
 Jenkins, Bob-1984-85-86-87
 Jenkins, Jeff-1985-86-87
 Jensen, Carl-1955
 Jensen, Corey-1980-82
 Jensen, Don-1951-52-53
 Jensen, Fleming-1971-72
 Jensen, James-1965
 Jensen, John-1962
 Jensen, Karl-1955-56-57
 Jensen, Ryan-1994
 Jensen, Sterling-1935-36
 Jeppson, Don-1933-34-35
 Jeppson, Philip-1921-22-23
 Jewekes, Reid-1921-22-23-24
 Jex, Jeff-1994-95-96
 Jianonni, Joe-2005-06-07
 Johannessen, Carl-1980-82
 Johanson, Charles-1971-72-73
 Johnson, Al-2000-02
 Johnson, Andrew-2004-05
 Johnson, Bill-1953
 Johnson, Brian-2004-05-07-08
 Johnson, C.J.-1996-98
 Johnson, Chandler-2011-13-14
 Johnson, Don-1936
 Johnson, Ed-1999-00

Johnson, Eddie-1984-85-86-88
 Johnson, Edward-1967-68
 Johnson, Erick-1977
 Johnson, Gary-1957-58-59
 Johnson, Gerald-1983-84-85-86
 Johnson, Herman-1901
 Johnson, Hilria-1980-81-82-83
 Johnson, Irwin-1933-34
 Johnson, Jack-1930-31-32
 Johnson, Jaylon-2017-18-19
 Johnson, Joe-2004
 Johnson, Jordan-2005
 Johnson, Joseph-1966-67
 Johnson, Juan-1994-95-96-97
 Johnson, Keith-1943
 Johnson, Marty-2002-04
 Johnson, Robert-2007-08-09
 Johnson, William-1957-58
 Johnson, William-1978-79-80
 Johnston, Arthur-1958-59
 Johnston, Chayden-2017
 Johnston, Robert-1940
 Jolley, Gordon-1968-69-70
 Jonas, Jeffery-1959-60-61
 Jonas, Marwin-1928-29-30
 Jones, Brandon-1994-95-96
 Jones, Curt-1985-86-87-88
 Jones, Daniel-1997-98
 Jones, Evert-1955-56-57
 Jones, Hilan-1959-60-61
 Jones, Jason-1993-94
 Jones, Justin-2006-07-08-09
 Jones, Leon-1927-28-29
 Jones, Marcus-1999-00-01-02
 Jones, Michael-1983-84-85
 Jones, Pierre-1992-93
 Jones, Theron-1924-25
 Jones, Vyncent-2010-11-12-13
 Jones, Wayne-1978-79-80-81
 Jones, Wendell-1965-66
 Jones, William-1968
 Joppru, Chris-2008-09
 Jordan, Rex-2018
 Jorgensen, J.D.-2001-02
 Jorgensen, Rey-1941
 Jorgenson, Emil-1922
 Justin, Airabin-1999-01

- K -

Kalani, Charlie-1951-52
 Kalicki, Don-1950-51-52
 Kaminski, Craig-1984-85-86
 Kammerman, Jack-1955
 Kane, Alex-1955-56-57
 Kaneshiro, Ryan-1998-00-01
 Karnofsky, Harlan-1977-79-80
 Kasper, David-1975-76-77
 Kassotis, Andy-1998
 Katoa, Hema-1997-98
 Katz, Clifton-1958
 Kaufman, Walter-1975-76-77
 Kaufusi, Doug-1998-99-00-01
 Kaufusi, Henry-1994-95
 Kaufusi, Jason-2000-01-02-03
 Kaufusi, Jeff-1994-96

All-Time Lettermen



Kaufusi, Sonny-1987
 Kauha'aha'a, Chad-1993-95-96
 Kaul, Fred-1938-39
 Kaumatule, Falcon-2019
 Kawano, Eddie-1961
 Kay, Harold-1916
 Kearsse, Anderson-1951
 Keehan, Terence-1993-95-96
 Keeler, Gene-1963
 Keller, Gary L.-1971-72-73
 Kellery, Ronnie-1970-71
 Kelly, Wally-1942
 Kemoeatu, Chris-2001-02-03-04
 Kemoeatu, Ma'ake-1998-99-00-01
 Kemoeatu, Tevita-2003-04
 Kennedy, Pat-1985-86-88-89
 Kent, Gret-1964-65
 Kerl, Gary C.-1971
 Kerr, Stephen-1917-20-21-22
 Kerrick, Louis-1916
 Ketchoyian, Ron-1982-83-84
 Key, Aiona-2008-09
 Kia, Nate-1993-94-95-96
 Kim, Chester-1940-41-42
 Kimball, Harry-1894
 Kimball, Paul-1894
 Kine, Joe-1953-54
 King, Creighton-1915-16
 King, Jamel-2007-09
 King, Mitchell-1937
 King, Nygel-2017-18-19
 Kingsbury, Joseph-1900-01-03
 Kinikini, Soni-2013
 Kinkade, Chet-1967-68
 Kinsella, Michael-1977-78
 Kinsey, Billy-2004
 Kirby, Mike-2013
 Kirk, David-1976
 Kirkham, Homer (Mgr)-1937
 Kirkman, Jeff-1991-92-94-95
 Kirkman, Lewis-1924
 Kirkpatrick, Ronald-1979-80-81-82
 Klein, Steven-1983



Drew Lisk, 2017-19

Knapp, Alton-1932
 Knickrehm, Gene-1978-79-81-82
 Knierim, Paul-1986-87
 Knight, Colby-1997-98-99
 Knight, J.R.-1969-70-71
 Knight, Ralph-1931-32-33
 Knowles, Edward-1962-63
 Knox, Sean-1987-88-89-90
 Knudson, Gary-1954-55
 Kokal, Thomas-1963-64
 Kons, Patrick-1975
 Korns, Roderick-1909
 Kovacevich, Matt-2003-04
 Kozlowski, David-1992-94-95
 Kraft, Don-1957-58
 Kramer, Sidney-1933-34-35
 Krause, Karl-1955
 Krebs, Thomas-1975-76-77-78
 Kruger, Dave-2009-10-11-12
 Kruger, Joe-2010-11-12
 Kruger, Paul-2007-08
 Kruse, Mike-1983-84
 Kubitz, Steven-1983-84
 Kuithe, Brant-2018-19
 Kunz, Mike-1982
 Kurz, Gordon-1974-77-78

- L -

Lacy, Ryan-2009-11
 Lambert, Kim-1991-92
 Lammle, Wayne-1987-88-89-90
 Langi, Harvey-2011
 Langston, Gary-1997
 Lanterman, Kyle-2016-17-18-19
 LaRocque, Eugene-1977-78-79-80
 Larsen, Charles-1930-31
 Larsen, Shane-1990-91
 Larsen, Tanner-2014
 Larson, Andrew-1902
 Larson, Delmar-1933-34-35
 Larson, Phillip B.-1976
 Larson, Roland-1952
 LaTendresse, Travis-2002-03-04-05
 Latu, Pasili-1988
 Lauaki, Semisi-2019
 Lauu, Sitivi-1998
 Laumea, Sataoa-2019
 Lavarias, Lyle-1973-74-75
 Lave, Taulia-1996-97-98-99
 LaVetter, Dave-1990-91
 Lawrence, Frederick-1974
 Lawrence, William-1926-27
 Lawson, Clarence-1994-95-96-97
 Lawson, Jerome-1966-67
 Lawson, Lonnie-1981-82
 Lawson, Todd-1990-91
 Leary, Kareem-1992-94
 Ledbetter, Marquess-2003-04-05
 Lee, Austin-2015
 Lee, Denzil-1922
 Lee, Gordy-1959-60-61
 Lee, Moe-2011-12
 Lee, Robert-1955-56-57
 Lefiti, Soli-2005-06
 Leggins, Bob-1982

Lehman, Alfred-1944
 Leininger, Michael-1972
 Lennon, Ben-2019
 Leota, Niasi-2012
 Lepule, Tai-1994-96-97
 Levine, Howard-1935
 Lewis, Andre-2013-14
 Lewis, Aric-1984-86
 Lewis, Brian-2001-02
 Lewis, Dick-1952-53
 Lewis, Eddie-1982-83-84-85
 Lewis, Mike-1986-90-91-92
 Lewis, Richard-1956
 Lewis, Tareke-2018-19
 Lewton, Terry-1957-58-59
 Liapis, Ronald (Rocky)-1977
 Lieber, Scott-1986-87-88
 Liljenquist, Karsen-2017
 Lillie, James-1913-14-15
 Lind, Lesley K.-1976
 Lindsay, James-1974-75
 Lindsay, Tony-1977-78-79-80
 Link, Jay-1996-97
 Lisk, Drew-2017-18-19
 Liston, Jerry-1954-55-56
 Liston, Paul-1957-58
 Liszka, John-1981
 Liti, Mike-2003-05-06
 Livingston, Eugene-1923-24-25
 Livingston, Mark-1995-96
 Lloyd, Devin-2018-19
 Lobaugh, David-1977-78-79-80
 Lobendahn, Vince-1990-93
 Locklear, Alex-2019
 Loden, David-1975-76
 Loell, John-1909
 Logan, Donald-1983-84-85
 Lolohea, Al-1987
 Long, Gabe-2006-07
 Longmire, Gordon (Scooter)-1970-71
 Loomis, Taylor-2015
 Lorenz, John (Mgr)-1935
 Lotulelei, Lowell-2014-15-16-17
 Lotulelei, Star-2010-11-12
 Louks, Corbin-2007-08
 Lovat, D. Tom-1959-60
 Love, Milton-1909-12-14
 Love, Robert-1995-96-97-98
 Lowe, Aaron-2019
 Lowery, James-1963-64
 Lowery, Marvin-1965-66
 Luafatasaga, David-2016
 Luafatasaga, Kavika-2017
 Lucas, William-1970-72
 Luce, Mike-1931
 Lund, Sione-2019
 Lundquist, Bob-1955
 Lundy, Johnny-1999-00
 Lunnen, Gerald-1934-35
 Lusk, Harold-1993-94-95-96
 Lusk, Henry-1991-92-93-95
 Lutui, Hiva-2013-14-15
 Lyall, Jeffrey-1978
 Lybbert, Evert-1928-29-30
 Lyman, Jeremy-2000-01-02

Lyman, Josh-2000-01-02
 Lynch, Roger-1943
 Lyons, Rudolph-1926

- M -

Ma'afala, Roy-1991-92-93-94
 Mack, Darrell-2005-06-07-08
 Madsen, John-2003-04-05
 Maea, Johnny-2019
 Mahe, John-1987-90
 Mahe, Sione-1994-95
 Maile, Paul-2019
 Maires, Chase-2009, 2012
 Malafu, Tevita-2014
 Manis, Chad-2008-09-10
 Manliguis, Keoni-1991-92
 Manning, Charles-1901
 Manning, Conner-2014
 Manno, Ronald Joseph-1960-61-62
 Manu, Tika-1986-87
 Manutai, Mapusaga-1973-74
 Marchese, Leonard-1981-82-83
 Margetts, Summer-1913
 Mariner, Siaoisi-2016-17-18
 Markgraf, Keegan-2018-19
 Marlowe, Steven-1972-73-74
 Marrelli, Dannie-1972-73
 Mars, Paul-1940
 Marsden, Thomas-1977-78
 Marsh, Curtis-1993-94
 Marsh, Nick-2010-11-12
 Marshall, Eldon-1952
 Marshall, Grady-2002-03-04-05
 Marshall, Robert-1981-83
 Marshall, Steven-1971-72-73
 Marshall, William-1971
 Marston, Derrick-1994-95
 Marthakis, Peter-1913-14-15
 Martin, Errol-1990-91
 Martin, Grant-1944
 Martinek, Brian-1979-80-82
 Martinez, Matt-2007-09-10-11
 Martinez, Ray-1954
 Masina, Uaea-2013-14-15
 Mason, Kevin-1981
 Mason, Miles-2011-12
 Mason, Seward-1902
 Mastelotto, Bob-1958-59
 Mastelotto, James-1956-58
 Mata'afa, Andrew-2019
 Mataeale, Malone-2019
 Matagi, Everest-1996-97-98
 Matheney, Rickey-1976
 Mathews, Bob-1948-49-50
 Mathews, Ron-1988
 Matthews, Luke-2009-10-11-12
 Mauss, Laury-1943-44
 Maxfield, Nalin-1984
 May, Gregory-1972
 Mays, Fred-1894
 Mazzotta, Frank-1964-65
 McAllister, Jon-1981-82
 McBride, June-1928-29-30
 McBride, Norman-1967-68
 McCain, Brice-2005-06-07-08



All-Time Lettermen



Andrew Mata'afa, 2019

McCarty, Murray-1914
 McClellon, Delshawn-2013-14-15
 McCloyn, Henry-1979-80-82-83
 McCormick, Danny-2014
 McCormick Jr., Troy-2014-16-17
 McCoy, Mike-1993-94
 McCullum, Joe-1999
 McDonald, Leo-1931-33
 McDonald, Walter-1930-31-32
 McDonough, Paul-1936-37
 McEwen, Craig-1985-86
 McFarren, Fred-1967-68
 McGarry, Bernard-1936-37-38
 McGarry, Leonard-1938
 McGill, Charles-1916
 McGill, Keith-2011-13
 McGivney, Donald-1956-57-58
 McGriff, Joe-1985-86
 McIntyre, George-1892
 McIntyre, John-1974-75
 McIntyre, Roy-1913-14-15
 McKane, Steve-1997-98-99
 McKay, David-1894
 McKee, Lex-1950-51-52
 McKenna, Edward-1906
 McKenna, James-1986-87-89-90
 McKenzie, Fred-1933-34-35
 McKissick, John-1937-38-39
 McKissick, Patrick-1964-65-66
 McKnight, William-1961
 McLaughlin, Robert-1959-60
 McMillian, Jeff-1985-86
 McNabb, Griff-2010-11
 McNamara, Thomas-1976-77
 McNitt, Tom-1988-89-91-92
 McNutt, Jaun-2002
 McQuaide, John-1962-63-64
 McQuivey, Dustin-2000-01-02
 McQuivey, Shayne-1988-89-90
 Mecham, Jack-1941
 Mecham, Milton-1936-37
 Meeves, Henry-1943

Mele, Lou-1953-54-55
 Mellon, Bascom-1988
 Mellow, Steve-1968-69
 Mendonca, Chris-1985-86-87
 Meredith, Craig-1985-86
 Merritt, LaVere-1954-55
 Merritt, Marc-1994-96-97-98
 Michinock, Peter-1969-70-71
 Migliaccio, Robert-1958-59
 Mika, Nick-2014
 Miles, Larry-2002
 Miller, Bronzell-1993-94
 Miller, Ed-1990-91-92-93
 Miller, Jack-1967-68
 Miller, Jerry-1962-63-64
 Miller, Jim-1974
 Miller, Mahlon-1912
 Miller, Richard R.-1971
 Miller, Robert Lee-1962
 Miller, Taylor-2004-05
 Mills, Bob-1943
 Milne, George-1958
 Miraldi, Dean-1978-79-80
 Misi, Koa-2007-08-09
 Mitchell, Charles-1924
 Mitchell, Scott-1987-88-89
 Mitchell, Tim-1983
 Moa, Ben-2002-03
 Moala, Fatu-2010
 Moala, Haloti-1985-87-88
 Moala, Max-2011-12
 Moala, Simi-2019
 Moala, Viane-2019
 Mockett, William-1977-78
 Modesitt, Samuel-1980
 Moeai, Evan-2013-14-16
 Moeai, Kendrick-2009-10-11-12
 Moffat, Howe-1923
 Mokofisi Jr., Filipino-2014-15-16-17
 Mokofisi Sr., Filipino-1982-83-84-85
 Mokofisi, Malakai-2004-06-07
 Moksnes, Ketil-1963-64-65
 Moleni, Fisi-1996-97-98-99
 Moleni, Stan-2001
 Molle, Raphael-1991
 Molnar, Steven-1967-68
 Monahan, Fred-1908
 Mondaca, Hank-1982-83-84-85
 Monroe, Carl-1981-82
 Moody, Phil-1957-60
 Moon, Robert-1932
 Mooney, Brian-1952
 Moore, Chris-1983
 Moore, Harry-1903
 Moore, Jesse-1988-89-90-91
 Moore, John-1965-66
 Moore, Tom-1953
 Morely, William-1964-65-66
 Morgan, Nick-1997-98-99-00
 Morley, Dick-1954-55
 Morley, Gary-1954-55
 Morrell, Guy-1975-76-77-78
 Morris, Charles-1900
 Morris, Rob-1952-53
 Morris, Rod-1907

Morris, Sanford-1951-52-53
 Morris, Thornton (Spide)-1924-25-26
 Morris, Wallace-1931
 Morris-Edwards, Tyron-2011-12-13
 Moseley, Michael-1975-76-78
 Moss, Trevor-2007-08-09
 Moss, Zack-2016-17-18-19
 Mott, William-1964
 Mower, Clint-2006-07-08
 Moyle, Dan-1929
 Moyle, James-1922-25
 Moyle, Oscar-1923-24-25
 Murphy, Jake-2011-12-13
 Murphy, Mookie-2008
 Murry, Mike-1987-88-89-90
 Murry, Scott-1989-90-91-92

- N -

Nacua, Samson-2017-18-19
 Nagahi, Bo-2001-02-03-04
 Nakken, Herb-1953-54-55
 Nation, Harold-1922-23-24
 Nau, Viliamu-2009
 Nawman, Melvin-1938-39
 Nawman, Pete-1940
 Naylor, Melvin-1912-13
 Naylor, Raymond-1892
 Neal, Mo-2008
 Neff, Gordon-1948-49
 Negrete, Francisco-1977-78-79
 Nelles, R. Adrian-1952-53-54
 Nelson, D. Frank-1942-46-47
 Nelson, Morris-1951-52-53
 Neves, Kaniela-1993-94
 Neville, Robert-1975-76
 New, John-1986-87
 Newell, Shawn-1980-81-82-83
 Newman, Chris-1993-94
 Newman, Greg-2006-07-08
 Newman, Lee-1930
 Nichols, Jeffrey-1971-72
 Nickel, Matt-1997-98-99-00
 Nielsen, James-1944
 Nielsen, Kent-1955
 Nielsen, Kurt-1955
 Nielsen, Wyman-1908-09-10
 Nielson, Brady-2005
 Nielson, Daniel-2012-13-14
 Nielson, Garth-1938-39-40
 Nielson, George-1900
 Niumatalolo, Ali'i-2017-18-19
 Nofsinger, Terry-1959-60
 Nolan, Jimmy-1996-97
 Norris, Jared-2012-13-14-15
 Norseth, Brett-1974-75-76
 Norwood, Geoffrey-2012-13-14
 Nosworthy, Dale-1968-69-70
 Nowakowski, Nick-2012-14-15-16
 Nowells, Lawrence-1919
 Nugent, Zak-2002-03
 Nurse, Josh-2017-18-19
 Nuttal, W.-1908
 Nystrom, Theodore-1894

- O -

O'Bagley, David-1974
 O'Brien, Brent-1988-89
 O'Reilly, John-1965
 Oakley, Donald-1972-74
 Oates, Eugene-2004-05
 Oborn, Gordon-1955-56
 Odom, Stephen-1971-72-73
 Odum, Derrick-1989-90-91-92
 Ofa, Vea-1994-95
 Ogden, Wayne-1973-74
 Okland, Jack-1941-42-43-44
 Olaseni, Bamidele-2019
 Olevao, Kautai-1995-98-99-00
 Olevao, Loma-2005-06-07
 Oliver, Jarrell-2012
 Olsen, David-1909
 Olsen, Dean-1928-29
 Olsen, Sam-1910-11-12
 Olsen, Victor-1906-07-08-09
 Olson, William-1944
 Onofrio, Edward-1972-73
 Onofrio, Louis-1973-74
 Orchard (Fakahafua), Nate-2011-12-13-14
 Orpheus, Davion-2013-14
 Osborn, Gordon-1955
 Osterman, William-1972-73
 Ostler, Harry-1931-32-33
 Oswald, McKinley-1920-21-24
 Otterbein, Thomas-1952
 Overton, Jerry-1960-61-62
 Owens, Peter-1980-82-83-84
 Owens, Russell-1917

- P -

Pace, Thomas-1937-38-39
 Padjen, Mark-1976-77-78-79
 Page, Norman-1936
 Page, Wayne-1940-41-42
 Palamo, Thretton-2011-12-13
 Palepoi, Tenny-2012-13
 Pallay, Doug-1953-54
 Palm, A.F.-1906-07
 Palmer, Mark-2002
 Paloukas, Nick-1954
 Panos, Tom-1943-44
 Pappas, Luke-1937-38-39
 Paraniello, Vincent-1963-64-65
 Park, Luis-1997-98-99
 Parker, Andy-1979-80-82-83
 Parker, Arnold-2000-01-02-03
 Parker, Jeffrey-1976-77
 Parkhurst, Brady-2003-04
 Parry, Oliver-1913-14-15
 Parson, Jeff-1986-87-88-89
 Patrick, Tim-2014-16
 Partridge, Richard-1977-78
 Pascua, Chad-1989-90
 Paton, John-1981-83-84-85
 Patterson, Darren-1985-88-89
 Patterson, Roy-1900-01-02
 Paul, Gionni-2014-15
 Paulo, Darrin-2016-17-18-19
 Paulos, Leon-1966-67-68
 Payne, Daniel-1972-73

INFORMATION

HERE'S UTAH

2020 OUTLOOK

PLAYER BIOS

COACHES & STAFF

SERIES HISTORY

2019 IN REVIEW

BOWL HISTORY

RECORD BOOK

All-Time Lettermen



Peake, Steve-1975-76-77
 Pearson, Earl-1924
 Pearson, Steve-1986
 Pease, John-1963-64
 Pedroza, Quinton-2011-12
 Peel, John-2008-09
 Pehrson, Dale-1973
 Pela, Joapa-2012
 Pembroke, Adrian-1926
 Pembroke, Robert-1955-56
 Pendleton, Stewart (Mgr)-1936
 Penisini, John-2017-18-19
 Pennington, Robert-1980
 Peroulis, J.R.-2001-02
 Perriman, Terrell-2019
 Peters, Steve-1987-88-89-90
 Petersen, Coleman-2011-12
 Petersen, Don-1951-52-53
 Petersen, Max-2001-02-03
 Petersen, Ryan-2014
 Petersen, Thornton-1958-59-60
 Peterson, Don-1949-50-52
 Peterson, Edwin-1910-11-12
 Peterson, Henning-1983-84-85-86
 Peterson, Henry-1903-05-06
 Peterson, Jacinto-1993-94-95-96
 Peterson, Ken-1958-61
 Peterson, Lyle-1954-55
 Peterson, Orson-1904
 Peterson, Ray-1938-39-45
 Peterson, Richard-1999-00
 Peterson, Robert-1970-71-72
 Peterson, Vadal-1919
 Peterson, Virgil-1921-22
 Peterson, Wando-1935
 Peterson, Wood-1940-41-42
 Petricca, Joe-1969-70-71
 Petronis, Nick-1993-94
 Pettit, Eric-2004-05
 Pfursich, Edwin-1970-71-72
 Phelps, Matthew-1978-79-80
 Phillips, Andy-2013-14-15-16

Phillips, Brady-2006
 Phillips, Joe-2009-10
 Piazza, Charles-1965-66-67
 Pierce, Chad-1995
 Pierce, Earl-1939-40
 Pierce, Mark-1975-76
 Pierce, Max-1952-53-54
 Pilling, Lorin-1929
 Pine, Chuck-1998-99
 Pine, Edward-1959-60-61
 Pino, Dale-1968-69-70
 Pistorius, James-1940-41
 Pitt, Dale-1903-04-05-06
 Plaga, Gene-1950-51-52
 Poglajen, Carl-1952-53-54
 Polston, Kevin-1984-85
 Polychronis, Tony-1957-59-60
 Pomeroy, Claude-1935
 Pomeroy, DeMotte-1932-34
 Pomeroy, Earl-1927-28-29
 Ponti, Charles-1958-59
 Poole, Bubba-2013-14-15
 Porter, Francis-1916
 Porter, Reggie-2013-14-16
 Porter, Robert (Mgr)-1932
 Poston, Darryl-2005-06-07
 Poti, Isaako-1983-84-85-86
 Potter, Jason-1998-99-00
 Potts, Gary-1991-93
 Pouha, Sione-2001-02-03-04
 Poulson, Bill-1943
 Poulson, Calvin-1968-70-71
 Poulson, Douglas-1966-67-68
 Poulson, F.M.-1894
 Poutasi, Jeremiah-2012-13-14
 Pouvave, Marc-2013-14
 Powell, Emanuel-1989-90
 Powell, Hershell-1968-69
 Powell, Eric-2001-02-03
 Powers, Bill-1972-73-74
 Pravitt, Reiner-1962-64-65
 Preobrazhensky, Dmitry-2004
 Price, Farrell-1983-84

Price, Hugo-1910
 Price, Ray-1928-29-30
 Price, Ricky-1981
 Price, Scott-1998-99-00-01
 Pritchett, Robert-1971-72
 Pritchett, Tom-1984-85-86
 Proctor, Tom-1988
 Prouse, Leland-1919-20
 Providence, Virol-1985
 Pruitt, Dean-1986
 Pryor, Jimmie-1991-92-93-94
 Puccinelli, Alex-2005-06-07
 Pugh, Marvin-1933-34
 Pullman, Jerry-1964-65-66
 Pulsipher, Daniel-1991-94-95-96
 Purcell, Dicky-1997-98
 Pututau, Fua-2019
 Pututau, Hauati-2017-18-19

- R -

Radford, Bob-1955
 Radley, Lucky-2012-13
 Rae, Chris-1994-95

Ramon, Kent-1966-67-68
 Rampton, Richard-1956-57
 Ramsey, Phil-1954
 Ransom, Dexter-2010-11
 Rasmussen, Dave-1954-55
 Rasmussen, Glade-1936-37
 Rasmussen, Jay-1959-61
 Ratliff, Brett-2005-06
 Rawlings, Brent-2005
 Rawls, Drew-2019
 Ray, Don-1903-05-06
 Ray, Jeff-1999-00
 Reach, Kevin-1983-84-85
 Reckert, Mark-1984-85
 Redding, Jadon-2019
 Reed, Anthony-1978-80-81
 Reed, David-2008-09
 Reed, Scott-1973
 Rees, James-1967-69
 Reese, Greg-2013-14
 Reese, Terrell-2011-12
 Reeve, Howard-1989-90
 Reeves, Fred-1932-33
 Reeves, Newman-1919
 Reid, Charlie-1978-79-81
 Reid, John-1961-62-63
 Reid, Larry-1971-72-73
 Reid, Spencer-1917
 Reilly, Trevor-2010-11-12-13
 Reinold, Craig-1971
 Reneau-Myers, Noah-2019
 Repich, Robert-1944
 Repp, Caleb-2015-17-18
 Reschke, Rudy-1964
 Revill, Dave-2001-02-03
 Rexford, Mark-1993-94
 Reyes, Jeff-1980-81-82-83
 Reynolds, Fred-1894
 Reynolds, Greg-1987-88-89-90
 Rhodes, Sam-1992-93
 Rice, Lance-2000-01-02-03
 Rice, RJ-2006-07-08
 Rich, John-1944
 Richard, Deshawn-2007-08
 Richards, David-1996-97-98
 Richards, Derrek-2004-05-06-07
 Richards, Elmer-1961
 Richards, Lee-1923-25
 Richards, Toby-1994-95
 Richardson, Darwin-1908
 Richardson, George-1941
 Richardson, Harold-1967-68
 Richardson, Henry-1907-08-09-10
 Richardson, Michael-1998-99-00-01
 Richardson, Reggie-1982-83-84-85
 Riches, Norman-1917-19
 Richeson, Robert-1978-79-81
 Richey, Loren-1985-86
 Richins, Aldo-1932-33
 Richins, Courtney-1999
 Richmond, Mike-1988-89-90
 Riehlman, Pete-1954-55
 Riles, Cedric-1987-88
 Rinaldi, Joe-1932-33-34
 Riser, George-1900-02
 Riser, Orson-1900

Riser, W.L.-1910
 Rivers, Gamaliel-1985-86
 Robbins, Bicknell-1952
 Robbins, Edgar Scott-1969-70-71
 Robbins, Irwin-1900-01-02-04
 Robbins, Roger Lance-1971-72-73
 Roberts, Benjamin-1901-02
 Roberts, Harold-1933-34-35
 Roberts, Thomas-1973-74
 Robertson, Gene-1940
 Robertson, Kevin-1978-80
 Robertson, Sean-1986-87
 Robins, Richard-1973
 Robinson, Gerald-1962-63-64
 Robinson, Joseph-1962-63
 Robinson, Mychal-2008-09-10
 Robles, Griff-2010-11
 Roche, Maurice-1917
 Rock, Stanley-1924-25
 Rodgers, Al-1987
 Rodgers, Del-1978-79-80-81
 Rodriguez-Trammell, Noah-2017
 Roepke, Carl-1953-54
 Rogers, Dallin-2007-10-11-12
 Rogers, Jeffery-1979-80-82-83
 Rohde, Garth-1958
 Rokeni, Lloyd-1990-91
 Rolf, David-2011-12
 Romero, Mike-1981-82
 Romney, Floyd-1920-21
 Romney, Lon-1909-10-11-12
 Romney, Lowell-1914-15-16
 Romney, Milton-1919
 Romney, Ott-1910-11-12
 Romney, Wilford-1917
 Roshek, Michael-1963
 Ross, Gerald (Skip)-1954-55
 Ross, Gregory-1973-74
 Rosse, Richard-1951
 Rosser, Tom-1995-96
 Rowan, Kyrese-2019
 Rowbotham, John-2000
 Rowe, Eric-2011-12-13-14
 Rowley, Bryan-1989-90-91-93
 Roy, Frank-1963-64
 Rudesill, Steven-1976-77
 Runnels, Ron-1951-52-53
 Russel, J. Parley-1907
 Russell, C.P.-1903-04-05-06
 Russell, Cliff-1998-99-00-01
 Ryan, Kenneth-1924-25
 Rydalch, Don-1951-52-53
 Rydalch, Ronald-1971-72-73

- S -

Sai, Kapua-2010-11
 Saiz, Manny-1986-88-89
 Sakoda, Louie-2005-06-07-08
 Saleaumua, Wes-1982-83-84
 Salido, Dimitri-2016
 Salt, Junior-2013-14
 Sampson, Colt-2006-07-08
 Sampson, Curtis-1984-85
 Sampson, Ernest-1980-82
 Sanders, Antwoine-2001-02
 Sanders, Leroy-1901



Simi Moala, 2019



All-Time Lettermen

INFORMATION

HERE'S UTAH

2020 OUTLOOK

PLAYER BIOS

COACHES & STAFF

SERIES HISTORY

2019 IN REVIEW

BOWL HISTORY

RECORD BOOK

Sanders-Williams, Marcus-2013-14-15
 Sanderson, Scott-1982
 Santiago, Andrew-2014-16
 Santiago, Keala-2019
 Sao, Willie-2004-05
 Sape, Lauvare-1999-00-01-02
 Satoafaiga, Cyrus-1997-98
 Savage, Joel-1972-73-74
 Savage, Josh-2000-01-02-03
 Savich, Don-1932-33-34
 Savoy, Steve-2003-04
 Scalley, Ford (Bud)-1960-61-62
 Scalley, Morgan-2001-02-03-04
 Schiellack, Butch-1987
 Schiszler, Robert-1974-75-76
 Schlauderaff, Caleb-2007-08-09-10
 Schleckman, Karl-1935-36-37
 Schmidt, Kenneth-1961-62-63
 Schmitt, Brian-1982-83-84
 Schofield, Mazel-1912
 Schulz, Adam-2012-13-14
 Schweitzer, Howard-1909
 Scott, Kenneth-2011-12-14-15
 Scott, Lance-1991-92-93-94
 Scott, Yohance-2000-01
 Scranton, Fred-1904-05-06
 Scruggs, Shayne-2002
 Seabrook, Monte-2014-15
 Seals, Richard-1996-98-99
 Sears, James-1968
 Seeley, Carol-1907
 Seifert, George-1959
 Seiuli, Corey-2006-07-08
 Sellwood, Sean-2009-10-11-12
 Settle, Francis-1903
 Seul, John-1956-57-58
 Sewell, Nephi-2019
 Shafsky, Adolph-1919
 Shah Jr., Sharrieff-2014-15-16
 Shah Sr., Sharrieff-1990-91-92-93
 Shaheen, Ameen-2005-06
 Shakerin, Sausan-2009-10
 Shaver, Vernon-1991
 Shaw, Terry-1984-85
 Shaw, Wayne-1936
 Shelby, Derrick-2008-09-10-11
 Sheldon, Frank-1978-79-80
 Shelley, Jason-2018-19
 Shepard, Clint-2014
 Shephard, James-1958
 Sherman, Jack-1944
 Shores, Rex-1909
 Shyne, Armand-2016-18
 Shyne, Eric-2005-06
 Siebold, Norman-1936
 Sigloch, Steve-1986-88-89
 Siliga, Sealver-2008-09-10
 Silver, Walter-1919-20
 Simmons, Bill-1941
 Simmons, Darold-1952-53
 Simmons, Gerald-1952-53
 Simons, Lynn-1953-54
 Simonson, Jerry-1967-68-69
 Simpkins, Demari-2016-17-18-19
 Simpkins, Ernest-1929

Sims, Barry-1995-96
 Sims, Matt-2006-07
 Singleton, Raelon-2015-16-17
 Sirstins, Rob-2001-02
 Skidmore, Earl-1913
 Slavens, Dylan-2018-19
 Sleater, Roland-1932-33
 Small, Ronald-1975-76
 Smith, Alex-2002-04
 Smith, Bill-1952
 Smith, Carl-1955-56-57
 Smith, Charles-1966-67
 Smith, Charles-1970
 Smith, Chris-1982-83-84
 Smith, Clarence-2014-15
 Smith, Clifton-1987-88-89-90
 Smith, Craig-1967-68-69
 Smith, David-1967-68-69
 Smith, Demere-1991
 Smith, Dennis-1986-87-88-89
 Smith, Dennis-2000-01
 Smith, Galen-1954
 Smith, Garrett-1999-00-01-02
 Smith, Greg-1985-86-87-88
 Smith, Joseph-2012-13
 Smith, Milton-1944
 Smith, Neil-1920-21-22
 Smith, Oscar-1922
 Smith, Ryan-2004-05
 Smith, Sean-2006-07-08
 Smith, Steve-1999-00
 Smith, Winston-1939
 Smithson, Shaky-2009-10
 Snarr, Hamner-1926-27-28
 Snoddy, Theodore-1964-65
 Snow, Fred-1907-08
 Snow, Paul-1936-37-38
 Snyder, Mark-1983
 Snyder, Mike-1984-86-87-88
 Sobiech, Scott-1979
 Sobolewski, Michael-1977-78
 Soffe, Carlos-1938-39-40
 Soffe, Don-1943
 Soliai, Paul-2005-06
 Soliven, Ben-2010
 Solomon, Roland-1975-77-78
 Sonntag, Nick-2004
 Sopjes, William-1967
 Sorensen, Brandon-1994
 Sorensen, Neil-1953-54
 Sorensen, Christian-1980
 Sorenson, Dale-1939-40
 Soulds, Gregory-1967-68
 Souza, Sean-2000-01-02
 Spector, Isadore-1939-40-41
 Speedie, Max-1939-40-41
 Speer, Todd-1979-81
 Spellman, Glenn-1985
 Spencer, Ike-1972-73-74
 Spencer, Michael-1974-75-76
 Spendlove, Floyd-1939-40-41
 Sperry, LaVerle-1941
 Spikes, Victor-2009-10-11-12
 Spinazzola, Daniel-1960-62
 Spindler, Lynn-1952

Stanford, R.J.-2006-07-08-09
 Stanley, Jason-1993
 Stapley, Derrick-1993-94
 Stapley, Stanley-1942
 Staten, Dwight-1967-69
 Steckling, Mike-2007
 Stephens, John-1933
 Steptoe, Jack-1976-77
 Stevens, Don-1949
 Stevens, Harold-1922
 Stevens, John-1935
 Stevens, Mark-1983-84
 Stevens, Mike-1972-73
 Stevens, Richard-1971-72-73
 Stevens, Tally-1942
 Stevens, Tevita-2009-10-11-12
 Stevens, William-1939
 Stevenson, Merlon-1920
 Stewart, Barnard-1894
 Stewart, Daniel-1977-79-80-81
 Stewart, Elwood-1966
 Stiefel, Moses-1920
 Stiles, Lynn-1961-62
 Still, Travis-2012-13
 Stillman, Gilbert Pat-1960-61-62
 Stipech, John-1964-65-66
 Stoats, William-1971
 Stone, Jordan-1981-82
 Stone, Larry-67-68-69
 Stowers, Ray-2006-07-08-09
 Strauch, Andrew-2019
 Street, James-67-68
 Stringfellow, Joseph-1894
 Strobel, Roger-1903
 Strong, Tré-2018
 Stroth, Doug-1987-88
 Stuhr, Erik-1996
 Suba, Walter-1956-57
 Suguturaga, Mika-2019
 Sukowicz, Don-1949-50-51
 Summerhays, Joe-1934-35
 Summerhays, Preston-1928-29-30
 Summerhays, Robert-1944
 Sumner, Raymond-1910-12-13
 Sutcliffe, Jamie-2013
 Sutura, Casey-2006-07
 Sutherland, Rex-1911-12-13
 Sutherland, Will-1906
 Sutton, William-1905
 Swan, George-1970
 Swan, MacDonald-1919-20-21
 Swan, Thornley-1933-34-35
 Swan, William-1937-38-39
 Swaney, Adam-1992-93
 Swanson, Mark-1990-91-92-93
 Sybrowsky, Nathan-1995-96-97
 Sylvester, Stevenson-2006-07-08-09

- T -

Ta'amu, Ed-1998-99-00-01
 Ta'ase, Tunufai-1986-87
 Tafua, Mika-2018-19
 Taggart, Darchon-2013
 Tagovailoa, Fano-2004-05-06
 Talaeai, Rod-1998-99



Tyrone Young-Smith, 2015-16, '18

Talamaivao, Lei-2007-09-10
 Talamaivao, Pene-1995-97-98
 Talavou, Kelly-2005-06
 Talley, Mo-2014
 Tangerro, Joe-1950-51
 Tanner, Damilyn-2008
 Tanner, Paul-1954-55
 Tanuvasa, Shawn-1995
 Taplin-Ross, Justin-2007-08-09-10
 Tarver, Daniel-1980-81-82-83
 Tarver, Joe-1979-80-82-83
 Tasini, Pasoni-2015-16
 Tate, Adam-2000-01
 Tate, Richard-1966
 Tate, Steve-2005-06-07
 Tatton, Rhett-1996-97
 Tauanuu, Vince-1995-96
 Taufer, Louis-1921-22
 Taufer, Victor-1924-25-26-27
 Taumoelau, Percy-2010-11-12-13
 Taumoepenu, Pita-2013-14-15-16
 Tausinga, Sam-1988-89
 Tauteoli, Moses-1990
 Tauteoli, Sunia-2015-16-17
 Taylor, Alphonso-2019
 Taylor, Eric-1985
 Taylor, Johnny-1981-82
 Taylor, Lloyd-1916
 Taylor, Mark-1971-73
 Taylor, Ryan-2007
 Taylor, Steven-1963-64
 Taylor, Terry-1974-75
 Taylor, Zane-2007-08-09-10
 Teahan, James-1978-79-80-81
 Tedesco, Fred-1930-31-32
 TeGantvoort, Charlie-2004-05
 Tenifa, Lolo-2009
 Tetley, Lewis-1964-65
 Tetley, Warren-1969
 Tevi, Sam-2013-14-15-16
 Thedford, Hunter-2019
 Thomas, Cecil-1991-92-93

All-Time Lettermen



Thomas, Don-1941-42
 Thomas, Justin-2013-14-15-16
 Thomas, Louis (Speedy)-1967-68
 Thomas, Mike-1997-98
 Thomas, Seth-1894
 Thompson, Bryan-2017-18-19
 Thompson, Dominique-2019
 Thompson, Donavan-2016-17-18
 Thompson, James-1987-88
 Thompson, Jason-2014-15-16
 Thompson, Kendal-2014-15
 Thompson, Norman-1969-70
 Thompson, Tom-1952-53-54
 Thornburg, Andrew-1965-66
 Thornton, Rusty-1948-49-50
 Thorum, Alphonso-1916
 Tialavea, Don-1981
 Tillotson, Blake-1976
 Titus, Tobias-2008
 Toala, Paul-2017-18-19
 Todd, Thomas-1936-37
 Todd, Tim-1993-94
 Tofaeono, Jeremiah-2010-11-12-13
 Tollman, Gerald-1965-66-67
 Tolman, Justin-1912-13-14
 Tomlinson, Gary-1955
 Tonga, Aaron-2007-08
 Tonga Jr., Pita-2017-18-19
 Tonga Sr., Pita-1988-89-90-92
 Tonga, Westlee-2010-11-12-14
 Tongaonevai, Ron-2010
 Toone, Spencer-2003-2004-05
 Topps, Reggie-2009-10-11-12
 Tovey, Dave-1993
 Towns, Tanqueray-2013
 Trachtenberg, Joel-1967
 Trapletti, Michael-1979-80
 Travers, Jack-1913
 Truhe, Cletus Tommy-1997-98-99
 Trumpy, Robert-1966
 Tucker, Erroll-1984-85
 Tucker, Rick-1994-95
 Tufaga, Wes-1997-98-99-00
 Tu'ikolovatu, Stevie-2014-15
 Tuimauga, Derek-2009-12-13
 Tuinei-Wily, Zeke-2006
 Tui'one, Junior-2008-09-10
 Tuipulotu, LT-2011-12-13
 Tukuafu, Pasa-1987-88
 Tune, Zach-2001-02
 Tupai, Maxs-2017-18-19
 Tupola, Tavo-2003-04-05-06
 Turner, Albert-1939
 Turner, Charles-1938-39-40
 Turner, William-1963-64
 Tyler, Nate-1967-68
 Tynes, John (Bud)-1959-61-62

- U -

Uhatafe, Salesi-2014-15-16-17
 Uluave, Semisi-1994
 Umana, Orlando-2017-18-19
 Umphrey, Richard-1977
 Unutoa, Dymond-2005
 Ure, Lincoln-1921

Urse, John-1955-56-57
 Utter, Floyd-1928-29-30
 Utu, Donny-1996-97-98-99
 Uyeshiro, Stanley-1958-59-60

- V -

Vainuku, Vaha-2016
 Vakalahi, Tevita-2001-02
 Vakapuna, Tauni-2010-11
 Van Cott, Lewellyn-1923
 Van Galder, Donald-1971-72-73
 Van Law, William-1926-27
 Van Orden, Chris-2014-15
 Van Pelt, Roger-1914-15-16
 Van Sciver, Brett-1977-79-80-81
 Van Voorhies, John (Mgr)-1934
 Vargas, Pedro-1980
 Varley, Thomas-1905-06
 Vaughn, Stuart-1955-56-57
 Vedder, Kurt-1985-86
 Ventriglia, Chad-1994-95
 Vele, Devaughn-2019
 Verbalaitis, Rick-1991-92-93
 Vickers, Derrick-2018-19
 Vierra, Ken-1956-57-58-59
 Vierra, Kenny-1981-82
 Voss, Jason-2004-05-06
 Vroman, Ben-2006-07-08-09
 Vyfvinkel, Mike-1987-88

- W -

Wade, Jack-1952-53-54
 Wade, James-1901-02-03-04
 Wade, Zack-2009
 Wagner, Dennis-1978-79
 Wagner, Scott-1986-87
 Wagoner, Larry-1962
 Wagstaff, Tim-1988
 Walda, Lawrence-1969-70-71
 Walejko, Mark-1989-90-91-92
 Walker, Carlton-1983-84
 Walker, Chaz-2008-09-10-11
 Walker, Darren-1995-96-97-98
 Walker, David-1969-70
 Walker, Jesse-1908-09
 Walker, Justin-2004
 Walker, Lewis-1978-79
 Walker, Lewis-2012
 Walker, Michael-2010-11-12-13
 Walker, William-1983-84
 Wall, Dennis-1972-73
 Wall, Larry-1975-76
 Walling, Les-1930-31
 Walsh, William-1965
 Walterscheid, Justin-2001-02
 Ward, Duncan-1957-58
 Ward, Harvey-1915
 Ward, Kurt-1981
 Ward, Matt-1999-00
 Wareing, George-1917
 Warfield, Brandon-2002-03
 Warfle, Harold-1958-59-60
 Warner, Homer Jr.-1942
 Warner, Homer R.-1974-75-76
 Warner, Homer-1915-16-17
 Warren, Paris-2003-04
 Warthman, Leroy-1913
 Washington, Chris-2010
 Washington, Derek-1975-76-77
 Wasko, Douglas-1961-62-63
 Watkins, Dave-1963-64
 Watkins, George-1928-29-30
 Watkins, Glen-1920-21-22-23
 Watkins, Quincy-2001
 Watson, Douglas-1976-77-79
 Watson, Mike-1987
 Watt, Richard-1961-62
 Watts, Walter-2007-08-09-10
 Weaver, VarSelle-1951-52
 Weddle, Eric-2003-04-05-06
 Weeks, Mike-1974-75-76
 Weight, Cody-2001-02
 Weixler, Dave-2013
 Welch, Elmer-1929-30-31
 Welch, Joe-1990-92
 Welling, Arthur-1900
 Wells, Charles-1954-55
 Wells, Philippe-1999-00
 Wells, Rodney-1987
 Wesson, Elijah-2006-07-08-09
 West, El Roy-1943
 Weston, George-1900-01-02
 Weston, John-1900-01
 Westort, Ray-1950-51-52
 Westphal, Keen-1932-33
 Wheeler, Quinn-1995-96
 Wheelwright, Eric-1986
 Wheelwright, Scott-1989
 Whetman, Golden-1999-00
 Whiddon, Derek-1991-92-93
 White, Anthony-2000-01-02-03
 White, Boyd-1940-41
 White, Dave-1987
 White, Dick-1955
 White, Hartley-1940
 White, John-2011-12
 White, Phillip-1978
 White, Sam-1997-98-99
 White, Steve (Tiny)-1978-79
 White, Tyler-2012
 Whiting, Heber-1924-25
 Whitney, Chaucy-1919
 Whitney, Hardin-1922-23-24
 Whittingham, Alex-2014-15-16-17
 Whittingham, Jason-2012-13-14-15
 Whittingham, Tyler-2010-11
 Wicker, Howard-1942
 Wide, Eddie-2007-08-09-10
 Wiley, I.E.-1894
 Wilkinson, Thomas-1944
 Williams, Bob-1943
 Williams, Gary-1955
 Williams, Grayland-1988-89
 Williams, James-1991
 Williams, Jamil-1994
 Williams, Jaysen (J.J.)-2006-09-10-11
 Williams, Joe-2015-16
 Williams, Karl-2011-12-13
 Williams, Keith-1991-92-93
 Williams, Marcus-2014-15-16

Williams, P.J.-1987
 Williams, Reza-2003-04
 Williams, Rolfe-1924-25
 Williams, Sean-1989-90-91-92
 Williams, Tavaris-2014
 Williams, Troy-2016-17
 Williams, Tyger-1988
 Williams, Tyler-2006-07-08-09
 Willmore, Jordan-2019
 Wilson, Earl-1916
 Wilson, Kevin-1999-00-01
 Wilson, Larry-1957-58-59
 Wilson, Marquis-2005-06-07
 Wilson, Mike-1993-94
 Wilson, Travis-2012-13-14-15
 Wimmer, Reed-1911
 Winder, Dick-1952
 Winder, Richard-1938
 Winegar, Trevor-2001
 Winslow, Dwight-1944
 Wirthlin, Joe-1936
 Wirthlin, Meeks-1943
 Wirthlin, Roy-1922
 Wise, Brian-1987-88
 Wishnowsky, Mitch-2016-17-18
 Wismar, Monroe (Mgr)-1932
 Witkin, Dean-1987-88-89-90
 Witte, Arthur-1969
 Woffinden, Calvin-1971
 Wolcott, Ronald-1969
 Womack, George-1983-84
 Wood, Jason-1988-89
 Wood, Joey-2018
 Woods, Jason-1990
 Woods, Marcus-1993-94
 Woods, Rondle-1979-80
 Woods, Sherman-1932-33
 Woodson, Robert-1964-65-66
 Woodward, Don-1983-84-85-86
 Woodward, Mason-2017-18-19
 Worly, Richard-1967-68
 Worobec, Elwin-1978
 Wright, Jerome-2003-04
 Wright, Mike-2006-07-08-09
 Wullstein, Adolph-1924-25
 Wynn, Jordan-2009-10-11-12

- Y -

Yancy, Kameron-2009-10
 Yarrington, Lyle-1944
 Yassmin, Thomas-2019
 Yeates, Bill-1952-55
 Yergensen, Chris-1991-92-93
 York, Kelvin-2012-13
 Yoshihara, Jack-1943
 Young, Antonio-2002-03-04-05
 Young, Dre'Vian-2014-15
 Young, Kenric-2014-15-16-17
 Young, Steve-1991-92
 Young, Stewart-1910
 Young-Smith, Tyrone-2015-16-18

- Z -

Zilligan, Joe-1902
 Zundel, Ben-1944



Homecoming Games

INFORMATION

HERE'S UTAH

2020 OUTLOOK

PLAYER BIOS

COACHES & STAFF

SERIES HISTORY

2019 IN REVIEW

BOWL HISTORY

RECORD BOOK

11-12-21	Colorado	T	0-0
11-4-22	Colorado College	W	20-7
11-17-23	Colorado	L	7-17
10-18-24	Arizona	W	32-7
10-24-25	Colorado	W	12-7
10-30-26	Colorado A.C.	W	10-6
10-22-27	Colorado	W	20-13
11-3-28	Colorado College	W	27-21
10-19-29	Colorado	W	40-0
11-8-30	Colorado College	W	41-6
10-31-31	Colorado A.C.	W	60-6
10-29-32	Utah State	W	16-0
11-11-33	Colorado	W	13-6
10-27-34	Oregon	L	7-8
11-9-35	Colorado	L	0-14
11-14-36	Hawaii	Canceled (ship strike)	
11-14-36	Texas A&M	L	7-20
11-6-37	Colorado	L	7-17
11-12-38	Colorado State	W	13-0
11-4-39	Colorado	L	14-21
10-26-40	Denver	W	25-14
11-1-41	Colorado	W	46-6
10-24-42	Denver	W	21-12
11-6-43	Colorado	L	19-22
11-11-44	Denver	T	0-0
11-3-45	Denver	W	33-21
11-2-46	Colorado	W	7-0
10-18-47	Denver	W	13-7
10-30-48	Colorado	W	14-12
11-5-49	Colorado A&M	L	12-21
10-21-50	Wyoming	L	13-53
10-20-51	Denver	W	17-14
11-1-52	Colorado	L	14-20
11-14-53	Colorado A&M	W	35-14

10-30-54	Idaho	L	13-14
10-22-55	Wyoming	L	13-23
10-27-56	Idaho	L	21-27
11-3-57	Colorado State	W	55-0
10-18-58	Denver	W	20-16
10-24-59	Wyoming	L	7-21
10-22-60	Denver	W	49-16
10-28-61	Wyoming	L	6-13
10-20-62	New Mexico	T	7-7
10-26-63	Wyoming	L	23-26
10-24-64	Arizona State	W	16-3
10-30-65	Colorado State	W	22-19
10-29-66	New Mexico	W	27-0
11-4-67	Arizona State	L	32-49
11-2-68	BYU	W	30-21
11-1-69	Utah State	W	27-7
10-24-70	Arizona	W	24-0
10-30-71	Wyoming	L	16-29
10-28-72	New Mexico	W	59-14
11-3-73	Arizona State	W	36-31
11-2-74	San Jose State	L	6-24
11-1-75	Arizona State	L	14-40
11-6-76	New Mexico	W	34-31
11-12-77	UTEP	W	29-17
11-4-78	New Mexico	L	12-24
11-10-79	UTEP	W	35-0
10-25-80	Colorado State	T	21-21
10-31-81	San Diego State	W	17-14
11-6-82	Utah State	W	42-10
11-5-83	CS-Fullerton	W	47-20
11-3-84	Colorado State	W	35-23
11-9-85	New Mexico	W	58-49
11-8-86	Colorado State	W	38-28
11-7-87	UTEP	L	24-30

10-29-88	San Diego State	W	41-20
10-10-89	Colorado State	L	10-50
10-20-90	UTEP	W	37-23
10-26-91	San Diego State	L	21-24
10-24-92	UTEP	L	13-20
10-30-93	San Diego State	W	45-41
10-29-94	UTEP	W	52-7
10-28-95	Utah State	W	40-20
10-26-96	Tulsa	W	45-19
10-25-97	New Mexico	W	15-10
9-26-98	Boise State	L	28-31
9-18-99	Utah State	W	38-18
9-15-00	Air Force	L	14-23
9-29-01	New Mexico	W	37-16
9-28-02	Air Force	L	26-30
10-11-03	San Diego State	W	27-6
9-25-04	Air Force	W	49-35
10-15-05	San Diego State	L	19-28
9-30-06	Boise State	L	3-36
9-29-07	Utah State	W	34-18
9-27-08	Weber State	W	37-21
9-26-09	Louisville	W	30-14
9-25-10	San Jose State	W	56-3
10-1-11	Washington	L	14-31
9-15-12	BYU	W	24-21
9-14-13	Oregon State	L (OT)	51-48
9-27-14	Washington State	L	27-28
10-10-15	California	W	30-24
10-8-16	Arizona	W	36-23
10-7-17	Stanford	L	20-23
10-20-18	USC	W	41-28
9-28-19	Washington State	W	38-13

UTAH VS. HOMECOMING OPPONENTS

Air Force	1-2
Arizona	3-0
Arizona State	2-2
Boise State	0-2
BYU	2-0
California	1-0
Cal State Fullerton	1-0
Colorado	7-6-1
Colorado College	3-0
Colorado State	8-2-1
Denver	7-0-1
Idaho	0-2
Louisville	1-0
New Mexico	6-1-1
Oregon	0-1
Oregon State	0-1
San Diego State	4-2
San Jose State	1-1
Stanford	0-1
Texas A&M	0-1
Tulsa	1-0
USC	1-0
Utah State	6-0
UTEP	4-2
Washington	0-1
Washington State	1-1
Weber State	1-0
Wyoming	0-6
Total	61-34-4



Devontae Booker ran for a season-high 222 yards to become the 13th player in school history with 2,000 career rushing yards as No. 5 Utah defeated No. 23 California 30-24 in the 2015 Homecoming game.

126 Years with the Utes



1892 (0-1)

Head Coach: Unknown

Utah State	L	0-12	Nov. 25	Logan
------------	---	------	---------	-------

1894 (1-2)

Head Coach: Robert Harkness

City High	L	4-20	Oct. 4	Salt Lake City
YMCA	L	0-14	Nov. 3	Salt Lake City
City High	W	14-6	Nov. 29	Salt Lake City

1895 (0-1)

Head Coach: Walter Shoup

YMCA	L	0-20	Nov. 28	Salt Lake City
------	---	------	---------	----------------

1896 (3-2)

Head Coach: C.B. Ferris

BY Academy	W	12-4	Apr. 6	Salt Lake City
BY Academy	W	6-0	Nov. 14	Salt Lake City
Crescents	L	0-4	Nov. 26	Salt Lake City
BY Academy	L	6-8	Dec. 5	Provo
City High	W	6-4	Dec. 25	Salt Lake City

1897 (1-5)

Head Coach: Byron Cummings

YMCA	L	0-8	Oct. 23	Salt Lake City
LDS College	W	8-0	Nov. 1	Salt Lake City
Collegiate Institute	L	4-6	Nov. 5	Salt Lake City
YMCA	L	0-16	Nov. 25	Salt Lake City
BY Academy	L	0-14	Dec. 4	Salt Lake City
BY Academy	L	0-22	Dec. 18	Provo

1898 (2-1)

Head Coach: Benjamin Wilson

City High	L	0-6	Nov. 14	Salt Lake City
BY Academy	W	5-0	Nov. 24	Salt Lake City
All Hallows	W	Forfeit	Dec. 12	Salt Lake City

1899 (2-1)

Head Coach: Charles Gatehouse

9th Calvary	W	18-0	Nov. 3	Salt Lake City
9th Calvary	W	5-0	Nov. 13	Salt Lake City
City High	L	0-34	Nov. 25	Salt Lake City

1900 (2-1)

Head Coach: Harvey R. Holmes

All Hallows	W	36-6	Nov. 10	Salt Lake City
Utah State	W	21-0	Nov. 17	Logan
YMCA	L	0-6	Nov. 24	Salt Lake City

1901 (3-1)

Head Coach: Harvey R. Holmes

Ogden High	W	12-0	Oct. 19	Salt Lake City
All Hallows	W	16-0	Oct. 26	Salt Lake City
Utah State	W	17-0	Nov. 9	Salt Lake City
Nevada	L	2-6	Nov. 28	Salt Lake City

1902 (5-2-1)

Head Coach: Harvey R. Holmes

Fort Douglas	W	5-0	Sep. 26	Salt Lake City
Ogden High	W	29-5	Oct. 4	Ogden
Salt Lake High	W	41-0	Oct. 11	Salt Lake City
Fort Douglas	W	35-0	Oct. 18	Salt Lake City
Colorado A.C.	T	0-0	Oct. 25	Salt Lake City
National Guard	L	0-11	Nov. 1	Salt Lake City
Utah State	W	18-0	Nov. 15	Salt Lake City
Stanford	L	11-35	Nov. 27	Salt Lake City

1903 (3-5)

Head Coach: Harvey R. Holmes

Ogden High	W	11-0	Sep. 26	Ogden
Colorado	L	0-22	Oct. 3	Boulder
Fort Douglas	W	63-0	Oct. 10	Salt Lake City
Utah State	L	0-17	Oct. 17	Logan
Denver	L	0-10	Oct. 31	Salt Lake City
12th Infantry	W	46-0	Nov. 14	Salt Lake City
Colorado A.C.	L	5-16	Nov. 26	Salt Lake City
Carlisle	L	0-22	Dec. 19	Salt Lake City



JOSEPH H. MADDOCK
(1904-09)

Record: 28-9-1

1904 (7-1)

Head Coach: Joseph H. Maddock

Colorado	L	6-33	Oct. 1	Salt Lake City
Montana	W	17-0	Oct. 15	Salt Lake City
Oregon Short Line	W	50-0	Oct. 22	Salt Lake City
Denver	W	12-0	Oct. 29	Denver
Wyoming	W	23-0	Oct. 31	Laramie
Fort Douglas	W	107-5	Nov. 5	Salt Lake City
Utah State	W	43-0	Nov. 19	Salt Lake City
Colorado College	W	43-0	Nov. 24	Salt Lake City

1905 (6-2)

Head Coach: Joseph H. Maddock

Wyoming	W	31-0	Oct. 7	Salt Lake City
Montana	W	42-0	Oct. 14	Missoula
Denver	W	24-6	Oct. 21	Salt Lake City
Fort Douglas	W	129-0	Oct. 28	Salt Lake City
Colorado	L	5-46	Nov. 4	Boulder
Colorado Mines	L	0-22	Nov. 11	Salt Lake City
Utah State	W	5-0	Nov. 25	Logan
Colorado A.C.	W	24-0	Nov. 30	Salt Lake City

1906 (4-1)

Head Coach: Joseph H. Maddock

Colorado College	L	0-6	Oct. 13	Colorado Springs
Denver	W	24-0	Oct. 20	Denver
Montana	W	42-0	Nov. 3	Salt Lake City
Colorado	W	10-0	Nov. 17	Salt Lake City
Utah State	W	35-0	Nov. 29	Salt Lake City

1907 (4-2)

Head Coach: Joseph H. Maddock

Denver	W	24-4	Oct. 12	Salt Lake City
Colorado Mines	W	16-10	Oct. 26	Salt Lake City
St. Vincent's	L	5-11	Nov. 2	Los Angeles
Utah State	W	10-0	Nov. 9	Salt Lake City
Colorado	L	10-24	Nov. 16	Boulder
Colorado College	W	13-10	Nov. 28	Salt Lake City

1908 (3-2-1)

Head Coach: Joseph H. Maddock

Denver	L	15-17	Oct. 10	Denver
Colorado College	L	4-18	Oct. 17	Colorado Springs
Fort Douglas	W	11-0	Oct. 24	Salt Lake City
Wyoming	W	75-0	Nov. 7	Salt Lake City
Colorado	W	21-14	Nov. 14	Salt Lake City
Idaho	T	0-0	Nov. 26	Salt Lake City

1909 (4-1)

Head Coach: Joseph H. Maddock

Utah State	W	28-0	Oct. 9	Logan
Colorado Mines	L	8-14	Oct. 23	Denver
Fort Douglas	W	21-5	Oct. 30	Salt Lake City
Montana A.C.	W	46-0	Nov. 13	Salt Lake City
Utah State	W	22-0	Nov. 25	Salt Lake City



FRED BENNION
(1910-13)

Record: 16-8-3

1910 (4-2, 2-2 RMC)

Head Coach: Fred Bennion

Utah State	W	21-12	Oct. 8	Logan
Colorado Mines*	W	6-0	Oct. 15	Salt Lake City
Colorado College*	L	17-21	Oct. 22	Salt Lake City
Colorado*	L	0-11	Oct. 29	Denver
Denver*	W	20-0	Nov. 12	Salt Lake City
Utah State	W	6-0	Nov. 24	Salt Lake City

1911 (5-1-1, 3-1-1 RMC)

Head Coach: Fred Bennion

Colorado A.C.*	W	51-0	Oct. 7	Salt Lake City
Denver*	T	0-0	Oct. 14	Denver
Montana A.C.	W	97-0	Oct. 28	Salt Lake City
Colorado Mines*	W	15-0	Nov. 4	Salt Lake City
Colorado College*	W	18-6	Nov. 11	Colorado Springs
Colorado*	L	0-9	Nov. 18	Salt Lake City
Idaho	W	19-0	Nov. 30	Salt Lake City

1912 (5-1-1, 4-1 RMC)

Head Coach: Fred Bennion

Wyoming*	W	9-0	Oct. 5	Salt Lake City
Denver*	W	66-0	Oct. 19	Salt Lake City
Colorado Mines*	W	18-3	Oct. 26	Denver
Montana	W	10-3	Nov. 2	Salt Lake City
Colorado*	L	0-3	Nov. 9	Denver
Colorado College*	W	43-0	Nov. 16	Salt Lake City
Utah State	T	7-7	Nov. 28	Salt Lake City

1913 (2-4-1, 1-2 RMC)

Head Coach: Fred Bennion

Fort Douglas	W	89-6	Oct. 11	Salt Lake City
Colorado College*	W	7-6	Oct. 18	Colorado Springs
Colorado Mines*	L	0-7	Oct. 25	Salt Lake City
Colorado*	L	12-30	Nov. 8	Salt Lake City
Occidental	L	14-26	Nov. 15	Los Angeles
Cal Poly-Pomona	T	7-7	Nov. 19	Clairmont
Utah State	L	0-21	Nov. 27	Logan

INFORMATION

HERE'S UTAH

2020 OUTLOOK

PLAYER BIOS

COACHES & STAFF

SERIES HISTORY

2019 IN REVIEW

BOWL HISTORY

RECORD BOOK



126 Years with the Utes

1914 (3-3, 2-3 RMC)

Head Coach: Nelson H. Norgren

Wyoming*	W	20-0	Oct. 10	Salt Lake City
Colorado College*	L	7-46	Oct. 17	Salt Lake City
Colorado Mines*	L	6-13	Oct. 24	Denver
Colorado*	L	0-33	Nov. 7	Boulder
Occidental	W	34-14	Nov. 14	Salt Lake City
Utah State*	W	29-2	Nov. 26	Salt Lake City

1915 (5-2, 4-2 RMC)

Head Coach: Nelson H. Norgren

Wyoming*	W	70-7	Oct. 9	Salt Lake City
Colorado A.C.*	L	9-21	Oct. 16	Salt Lake City
Colorado Mines*	W	7-0	Oct. 23	Salt Lake City
Colorado*	W	35-3	Oct. 30	Salt Lake City
Colorado College*	L	7-27	Nov. 6	Colorado Springs
USC	W	20-13	Nov. 20	Salt Lake City
Utah State*	W	14-0	Nov. 25	Logan

1916 (3-2, 2-2 RMC)

Head Coach: Nelson H. Norgren

USC	W	27-12	Oct. 21	Los Angeles
Colorado*	W	28-0	Oct. 28	Salt Lake City
Utah State*	W	46-0	Nov. 11	Salt Lake City
Colorado A.C.*	L	6-12	Nov. 18	Fort Collins
Colorado College*	L	6-21	Nov. 30	Salt Lake City

1917 (2-4, 2-3 RMC)

Head Coach: Nelson H. Norgren

Wyoming*	W	14-0	Oct. 20	Salt Lake City
Colorado College*	L	0-21	Oct. 27	Colorado Springs
Colorado A.C.*	W	25-12	Nov. 3	Salt Lake City
Colorado*	L	9-18	Nov. 10	Boulder
USC	L	0-51	Nov. 17	Salt Lake City
Utah State*	L	0-14	Nov. 29	Salt Lake City

1919 (5-2, 4-1 RMC)

Head Coach: Thomas Fitzpatrick

Colorado College*	W	20-0	Oct. 11	Salt Lake City
Colorado A.C.*	L	21-34	Oct. 18	Fort Collins
Idaho	W	20-0	Oct. 25	Salt Lake City
Montana A.C.*	W	66-0	Nov. 1	Salt Lake City
Colorado*	W	7-0	Nov. 8	Salt Lake City
USC	L	7-20	Nov. 15	Los Angeles
Utah State*	W	10-0	Nov. 29	Salt Lake City

1920 (1-5-1, 1-2-1 RMC)

Head Coach: Thomas Fitzpatrick

Colorado College*	L	2-20	Oct. 16	Colorado Springs
California	L	0-63	Oct. 23	Berkeley
Nevada	L	7-14	Oct. 30	Salt Lake City
Colorado*	W	7-0	Nov. 6	Boulder
Idaho	L	0-10	Nov. 11	Boise
Wyoming*	T	0-0	Nov. 20	Salt Lake City
Utah State*	L	10-0	Nov. 25	Salt Lake City

1921 (3-2-1, 2-1-1 RMC)

Head Coach: Thomas Fitzpatrick

Wyoming*	W	14-3	Oct. 15	Salt Lake City
Colorado College*	W	14-3	Oct. 22	Colorado Springs
Idaho	W	17-7	Oct. 29	Salt Lake City
Nevada	L	7-28	Nov. 5	Reno
Colorado*(h)	T	0-0	Nov. 12	Salt Lake City
Utah State*	L	3-14	Nov. 24	Salt Lake City

1922 (7-1, 5-0 RMC)

Head Coach: Thomas Fitzpatrick

Idaho College	W	16-12	Oct. 7	Salt Lake City
BYU*	W	49-0	Oct. 14	Salt Lake City
Colorado*	W	3-0	Oct. 21	Boulder
Wyoming*	W	27-0	Oct. 25	Laramie
Colorado College*(h)	W	20-7	Nov. 4	Salt Lake City
Idaho	L	0-16	Nov. 11	Boise
Whitman	W	24-6	Nov. 18	Salt Lake City
Utah State*	W	14-0	Nov. 30	Salt Lake City

1923 (4-3, 2-3 RMC)

Head Coach: Thomas Fitzpatrick

Whitman	W	16-0	Oct. 6	Walla Walla
Wyoming*	W	79-0	Oct. 13	Salt Lake City
BYU*	W	15-0	Oct. 27	Provo
Idaho College	W	105-3	Nov. 3	Salt Lake City
Colorado College*	L	6-7	Nov. 10	Colorado Springs
Colorado*(h)	L	7-17	Nov. 17	Salt Lake City
Utah State*	L	13-21	Nov. 29	Salt Lake City

1924 (3-4-1, 2-2-1 RMC)

Head Coach: Thomas Fitzpatrick

Drake	L	14-33	Oct. 4	Salt Lake City
Colorado College*	L	0-9	Oct. 11	Salt Lake City
Arizona(h)	W	32-7	Oct. 18	Salt Lake City
BYU*	W	35-6	Oct. 25	Salt Lake City
Colorado*	L	0-3	Nov. 1	Boulder
Stanford	L	0-30	Nov. 8	Berkeley
Wyoming*	W	28-0	Nov. 15	Salt Lake City
Utah State*	T	7-7	Nov. 27	Salt Lake City



IKE ARMSTRONG
(1925-49)
Record: 141-55-15

1925 (6-2, 5-1 RMC)

Head Coach: Ike Armstrong

USC	L	2-28	Oct. 10	Los Angeles
Arizona	W	9-0	Oct. 16	Tucson
Colorado*(h)	W	12-7	Oct. 24	Salt Lake City
BYU*	W	27-0	Oct. 31	Provo
Denver*	W	27-0	Nov. 7	Salt Lake City
Colorado College*	W	20-0	Nov. 14	Colorado Springs
Wyoming*	W	7-6	Nov. 18	Laramie
Utah State*	L	6-10	Nov. 26	Salt Lake City

1926 (7-0, 5-0 RMC)

Head Coach: Ike Armstrong

South Dakota	W	13-0	Oct. 9	Salt Lake City
Colorado*	W	37-3	Oct. 23	Boulder
Colorado A.C.*(h)	W	10-6	Oct. 30	Salt Lake City
Denver*	W	13-0	Nov. 6	Denver
BYU*	W	40-7	Nov. 13	Salt Lake City
Utah State*	W	34-0	Nov. 25	Salt Lake City
Hawaii	W	17-7	Dec. 18	Honolulu

1927 (3-3-1, 3-1-1 RMC)

Head Coach: Ike Armstrong

Colorado Mines*	W	40-6	Oct. 1	Salt Lake City
Northwestern	L	6-13	Oct. 8	Evanston
Colorado*(h)	W	20-13	Oct. 22	Salt Lake City
Colorado A.C.*	L	0-12	Oct. 29	Fort Collins
Creighton	L	7-16	Nov. 5	Salt Lake City
BYU*	W	20-0	Nov. 12	Provo
Utah State*	T	0-0	Nov. 24	Salt Lake City

1928 (5-0-2, 4-0-1 RMC)

Head Coach: Ike Armstrong

Nevada	W	32-7	Oct. 6	Reno
Colorado A.C.*	W	6-0	Oct. 20	Salt Lake City
Colorado*	W	25-6	Oct. 27	Boulder
Colorado College*(h)	W	27-21	Nov. 3	Salt Lake City
Creighton	T	7-7	Nov. 10	Omaha
BYU*	T	0-0	Nov. 17	Salt Lake City
Utah State*	W	20-0	Nov. 29	Salt Lake City

1929 (7-0, 6-0 RMC)

Head Coach: Ike Armstrong

Nevada	W	31-0	Oct. 5	Salt Lake City
Colorado*(h)	W	40-0	Oct. 19	Salt Lake City
Colorado A.C.*	W	21-0	Oct. 26	Fort Collins
BYU*	W	45-13	Nov. 2	Salt Lake City
Colorado College*	W	12-3	Nov. 9	Colorado Springs
Wyoming*	W	44-0	Nov. 16	Laramie
Utah State*	W	26-7	Nov. 28	Salt Lake City

1930 (8-0, 7-0 RMC)

Head Coach: Ike Armstrong

Nevada	W	20-7	Sep. 27	Reno
Wyoming*	W	72-0	Oct. 4	Salt Lake City
BYU*	W	34-7	Oct. 18	Salt Lake City
Denver*	W	59-0	Oct. 25	Salt Lake City
Colorado A.C.*	W	39-0	Nov. 1	Fort Collins
Colorado College*(h)	W	41-6	Nov. 8	Salt Lake City
Colorado*	W	34-0	Nov. 15	Boulder
Utah State*	W	41-0	Nov. 27	Salt Lake City

1931 (7-2, 6-0 RMC)

Head Coach: Ike Armstrong

Washington	L	6-7	Sep. 26	Seattle
Idaho College	W	52-0	Oct. 3	Salt Lake City
BYU*	W	43-0	Oct. 17	Salt Lake City
Denver*	W	46-0	Oct. 24	Denver
Colorado A.C.*(h)	W	60-6	Oct. 31	Salt Lake City
Colorado College*	W	28-6	Nov. 7	Colorado Springs
Colorado*	W	32-0	Nov. 14	Salt Lake City
Utah State*	W	34-0	Nov. 26	Salt Lake City
Oregon State	L	0-12	Dec. 5	Portland

1932 (6-1-1, 6-0 RMC)

Head Coach: Ike Armstrong

USC	L	0-35	Sep. 24	Los Angeles
Colorado College*	W	54-6	Oct. 1	Salt Lake City
Nevada	T	6-6	Oct. 8	Ogden
BYU*	W	29-0	Oct. 15	Salt Lake City
Utah State*(h)	W	16-0	Oct. 29	Salt Lake City
Colorado*	W	14-0	Nov. 5	Boulder
Denver*	W	27-0	Nov. 12	Salt Lake City
Colorado A.C.*	W	16-0	Nov. 19	Fort Collins

INFORMATION

HERE'S UTAH

2020 OUTLOOK

PLAYER BIOS

COACHES & STAFF

SERIES HISTORY

2019 IN REVIEW

BOWL HISTORY

RECORD BOOK

126 Years with the Utes



1933 (5-3, 5-1 RMC)

Head Coach: Ike Armstrong

Montana State*	W	61-0	Sep. 23	Salt Lake City
UCLA	L	0-21	Oct. 6	Los Angeles
BYU*	W	21-6	Oct. 14	Salt Lake City
Utah State*	W	14-6	Oct. 28	Salt Lake City
Oregon	L	7-26	Nov. 4	Eugene
Colorado*(h)	W	13-6	Nov. 11	Salt Lake City
Denver*	L	0-13	Nov. 18	Denver
Colorado A.C.*	W	13-0	Nov. 30	Salt Lake City

1934 (5-3, 4-2 RMC)

Head Coach: Ike Armstrong

Drake	W	6-0	Sep. 28	Des Moines
Colorado College*	W	61-6	Oct. 6	Salt Lake City
BYU*	W	43-0	Oct. 13	Salt Lake City
Denver*	W	7-0	Oct. 20	Denver
Oregon (h)	L	7-8	Oct. 27	Salt Lake City
Colorado*	L	6-7	Nov. 10	Boulder
Colorado A.C.*	L	6-14	Nov. 17	Fort Collins
Utah State*	W	14-7	Nov. 29	Salt Lake City

1935 (4-3-1, 4-1-1 RMC)

Head Coach: Ike Armstrong

Oregon	L	0-6	Oct. 5	Eugene
Montana State*	W	47-0	Oct. 12	Salt Lake City
Denver*	W	39-14	Oct. 26	Salt Lake City
BYU*	W	32-0	Nov. 2	Provo
Colorado*(h)	L	0-14	Nov. 9	Salt Lake City
Colorado A.C.*	W	14-0	Nov. 16	Fort Collins
Utah State*	T	14-14	Nov. 28	Salt Lake City
Hawaii	L	20-21	Dec. 14	Honolulu

1936 (6-3, 5-2 RMC)

Head Coach: Ike Armstrong

Greeley State*	W	26-0	Sep. 26	Salt Lake City
Arizona	W	14-6	Oct. 3	Salt Lake City
Western State*	W	26-0	Oct. 10	Salt Lake City
Denver*	W	31-6	Oct. 17	Denver
Utah State*	L	0-12	Oct. 24	Logan
BYU*	W	18-0	Oct. 31	Salt Lake City
Colorado*	L	7-31	Nov. 7	Boulder
Texas A&M (h)	L	7-20	Nov. 14	Salt Lake City
Colorado State*	W	13-0	Nov. 26	Salt Lake City

1937 (5-3, 5-2 RMC)

Head Coach: Ike Armstrong

Montana State*	W	19-7	Sep. 25	Bozeman
BYU*	W	14-0	Oct. 2	Salt Lake City
Idaho	L	7-9	Oct. 9	Salt Lake City
Greeley State*	W	7-6	Oct. 16	Greeley
Denver*	L	7-13	Oct. 23	Salt Lake City
Colorado*(h)	L	7-17	Nov. 6	Salt Lake City
Colorado State*	W	45-0	Nov. 13	Fort Collins
Utah State*	W	27-0	Nov. 25	Salt Lake City

1938 (7-1-2, 4-0-2 Big Seven)

Head Coach: Ike Armstrong

Montana State	W	34-0	Oct. 1	Salt Lake City
BYU*	T	7-7	Oct. 15	Salt Lake City
Utah State*	W	33-0	Oct. 22	Logan
Denver*	W	21-0	Oct. 29	Salt Lake City
Colorado*	T	0-0	Nov. 5	Boulder
Colorado State*(h)	W	13-0	Nov. 12	Salt Lake City
Wyoming*	W	39-0	Nov. 19	Laramie
Idaho	L	0-16	Nov. 24	Salt Lake City
Hawaii	W	14-13	Dec. 17	Honolulu

Sun Bowl

New Mexico	W	26-0	Jan. 2	El Paso
------------	---	------	--------	---------

1939 (6-1-2, 4-1-1 Big Seven)

Head Coach: Ike Armstrong

Santa Clara	T	7-7	Sep. 30	Salt Lake City
Wyoming*	W	60-0	Oct. 7	Salt Lake City
BYU*	W	35-13	Oct. 14	Provo
Idaho	W	35-0	Oct. 21	Boise
Denver*	T	7-7	Oct. 28	Denver
Colorado*(h)	L	14-21	Nov. 4	Salt Lake City
Hawaii	W	34-19	Nov. 11	Salt Lake City
Colorado State*	W	42-7	Nov. 18	Fort Collins
Utah State*	W	27-0	Nov. 23	Salt Lake City

1940 (7-2, 5-1 Big Seven)

Head Coach: Ike Armstrong

Santa Clara	L	13-34	Sep. 28	San Francisco
BYU*	W	12-6	Oct. 5	Salt Lake City
Arizona	W	24-0	Oct. 12	Salt Lake City
Utah State*	L	0-7	Oct. 19	Logan
Denver*(h)	W	25-14	Oct. 26	Salt Lake City
Colorado*	W	21-13	Nov. 2	Boulder
Wyoming*	W	34-7	Nov. 9	Laramie
Colorado State*	W	27-0	Nov. 16	Salt Lake City
Idaho	W	13-6	Nov. 21	Salt Lake City

1941 (6-0-2, 4-0-2 Big Seven)

Head Coach: Ike Armstrong

Idaho	W	26-7	Sep. 27	Moscow
Wyoming*	W	60-6	Oct. 11	Salt Lake City
BYU*	T	6-6	Oct. 18	Salt Lake City
Denver*	T	0-0	Oct. 25	Denver
Colorado*(h)	W	46-6	Nov. 1	Salt Lake City
Colorado State*	W	26-13	Nov. 15	Fort Collins
Utah State*	W	33-21	Nov. 27	Salt Lake City
Arizona	W	12-6	Dec. 6	Tucson

1942 (6-3, 5-1 Big Seven)

Head Coach: Ike Armstrong

Santa Clara	L	0-12	Sep. 26	Salt Lake City
Arizona	L	0-14	Oct. 3	Tucson
BYU*	L	7-12	Oct. 10	Salt Lake City
Utah State*	W	34-6	Oct. 17	Logan
Denver*(h)	W	21-12	Oct. 24	Salt Lake City
Colorado State*	W	33-14	Oct. 31	Salt Lake City
Colorado*	W	13-0	Nov. 7	Boulder
Wyoming*	W	34-7	Nov. 14	Laramie
Idaho	W	13-7	Nov. 26	Salt Lake City

1943 (0-7, 0-2 Big Seven)

Head Coach: Ike Armstrong

Fort Warren	L	0-60	Oct. 2	Salt Lake City
Colorado*	L	0-35	Oct. 9	Boulder
Nevada	L	19-27	Oct. 16	Salt Lake City
Tulsa	L	0-55	Oct. 23	Tulsa
Colorado*(h)	L	19-22	Nov. 6	Salt Lake City
Colorado College	L	0-64	Nov. 13	Colorado Springs
St. Mary's	L	0-34	Nov. 25	Salt Lake City

1944 (5-2-1, 1-2-1 Big Seven)

Head Coach: Ike Armstrong

Idaho Southern	W	24-0	Sep. 30	Salt Lake City
Denver*	L	12-28	Oct. 6	Denver
Colorado*	L	0-26	Oct. 14	Salt Lake City
Idaho Southern	W	38-12	Oct. 21	Pocatello
Nevada	W	19-14	Oct. 28	Reno
Denver*(h)	T	0-0	Nov. 4	Salt Lake City
Colorado College	W	21-6	Nov. 11	Colorado Springs
Utah State*	W	47-0	Nov. 23	Salt Lake City

1945 (4-4, 3-2 Big Seven)

Head Coach: Ike Armstrong

Nevada	L	14-33	Sep. 29	Salt Lake City
Colorado*	L	13-18	Oct. 6	Boulder
Denver*	L	7-21	Oct. 12	Denver
Oklahoma A&M	L	6-46	Oct. 20	Salt Lake City
Colorado A&M*	W	28-0	Oct. 27	Fort Collins
Denver*(h)	W	33-21	Nov. 3	Salt Lake City
New Mexico	W	21-20	Nov. 10	Albuquerque
Utah State*	W	24-6	Nov. 22	Salt Lake City

1946 (8-3, 4-2 Big Seven)

Head Coach: Ike Armstrong

New Mexico	W	56-14	Sep. 28	Salt Lake City
Arizona	W	14-7	Oct. 5	Salt Lake City
BYU*	W	35-6	Oct. 12	Provo
Denver*	L	14-20	Oct. 19	Denver
Wyoming*	W	27-7	Oct. 26	Salt Lake City
Colorado*(h)	W	7-0	Nov. 2	Salt Lake City
Colorado A&M*	W	13-0	Nov. 9	Fort Collins
San Francisco	W	21-13	Nov. 16	San Francisco
Utah State*	L	14-22	Nov. 28	Salt Lake City
Honolulu All-Stars	W	40-6	Dec. 25	Honolulu
Hawaii	L	16-19	Jan. 1	Honolulu



Ike Armstrong (1925-49) still holds the school record for wins (141-55-15).

INFORMATION

HERE'S UTAH

2020 OUTLOOK

PLAYER BIOS

COACHES & STAFF

SERIES HISTORY

2019 IN REVIEW

BOWL HISTORY

RECORD BOOK



126 Years with the Utes

INFORMATION
 HERE'S UTAH
 2020 OUTLOOK
 PLAYER BIOS
 COACHES & STAFF
 SERIES HISTORY
 2019 IN REVIEW
 BOWL HISTORY
 RECORD BOOK

1947 (8-1-1, 6-0 Big Seven)

Head Coach: Ike Armstrong

Oregon State	W	7-6	Sep. 27	Salt Lake City
Hawaii	W	35-0	Oct. 4	Salt Lake City
BYU*	W	28-6	Oct. 11	Salt Lake City
Denver*(h)	W	13-7	Oct. 18	Salt Lake City
Wyoming*	W	26-7	Oct. 25	Laramie
Colorado*	W	13-7	Nov. 1	Boulder
Colorado A&M*	W	19-0	Nov. 8	Salt Lake City
Idaho	L	6-7	Nov. 15	Boise
Utah State*	W	40-14	Nov. 27	Salt Lake City
Arizona	T	20-20	Dec. 6	Tucson

1948 (8-1-1, 5-0 Skyline)

Head Coach: Ike Armstrong

USC	L	0-27	Sep. 18	Los Angeles
Idaho	W	21-6	Sep. 25	Salt Lake City
Arizona	W	47-14	Oct. 2	Salt Lake City
BYU*	W	30-0	Oct. 9	Provo
Denver*	W	17-0	Oct. 16	Salt Lake City
Wyoming*	W	19-7	Oct. 23	Denver
Colorado (h)	W	14-12	Oct. 30	Salt Lake City
Colorado A&M*	W	12-3	Nov. 6	Fort Collins
Oregon State	T	20-20	Nov. 13	Corvallis
Utah State*	W	41-7	Nov. 25	Salt Lake City

1949 (2-7-1, 2-3 Skyline)

Head Coach: Ike Armstrong

Washington	L	7-14	Sep. 17	Seattle
Oregon State	L	7-27	Sep. 24	Salt Lake City
Arizona	T	12-12	Oct. 1	Tucson
BYU*	W	38-0	Oct. 8	Salt Lake City
Denver*	L	18-20	Oct. 15	Salt Lake City
Wyoming*	L	0-13	Oct. 22	Laramie
Colorado	L	7-14	Oct. 29	Boulder
Colorado A&M*(h)	L	12-21	Nov. 5	Salt Lake City
Pacific	L	6-45	Nov. 12	Lodi
Utah State*	W	34-0	Nov. 24	Salt Lake City



JACK CURTICE

(1950-57)

Record: 45-32-4

1950 (3-4-3, 1-2-2 Skyline)

Head Coach: Jack Curtice

Idaho	L	19-26	Sep. 23	Boise
Arizona	W	27-14	Sep. 30	Salt Lake City
BYU*	T	28-28	Oct. 7	Provo
Denver*	T	14-14	Oct. 14	Denver
Wyoming*(h)	L	13-53	Oct. 21	Salt Lake City
Colorado	T	20-20	Oct. 28	Salt Lake City
Kansas	L	26-39	Nov. 4	Salt Lake City
Colorado A&M*	L	7-32	Nov. 11	Fort Collins
Utah State*	W	46-0	Nov. 23	Salt Lake City
Hawaii	W	40-28	Dec. 16	Honolulu

1951 (7-4, 4-1 Skyline)

Head Coach: Jack Curtice

Montana State	W	55-6	Sep. 15	Salt Lake City
Arizona	W	27-7	Sep. 22	Tucson
Oregon State	L	28-61	Sep. 29	Corvallis
BYU*	W	7-6	Oct. 6	Salt Lake City
Kansas	L	7-26	Oct. 13	Lawrence
Denver*(h)	W	17-14	Oct. 20	Salt Lake City
Wyoming*	L	0-13	Oct. 27	Salt Lake City
Utah State*	W	28-20	Nov. 3	Logan
Colorado	L	0-54	Nov. 10	Boulder
Colorado A&M*	W	27-21	Nov. 17	Salt Lake City
Idaho	W	40-19	Nov. 22	Salt Lake City

1952 (6-3-1, 5-0 Skyline)

Head Coach: Jack Curtice

Oregon State	L	7-14	Sep. 20	Salt Lake City
Idaho	T	21-21	Sep. 27	Boise
Arizona	L	0-27	Oct. 4	Salt Lake City
BYU*	W	34-6	Oct. 11	Salt Lake City
Denver*	W	35-0	Oct. 18	Denver
Wyoming*	W	27-21	Oct. 25	Laramie
Colorado (h)	L	14-20	Nov. 1	Salt Lake City
Colorado A&M*	W	14-6	Nov. 8	Fort Collins
Santa Clara	W	16-13	Nov. 15	Sacramento
Utah State*	W	20-0	Nov. 27	Salt Lake City

1953 (8-2, 5-0 Skyline)

Head Coach: Jack Curtice

Arizona	W	28-7	Sep. 19	Tucson
Idaho	W	21-0	Sep. 26	Salt Lake City
Hawaii	W	47-24	Oct. 3	Salt Lake City
Utah State*	W	33-13	Oct. 10	Logan
Denver*	W	40-6	Oct. 17	Salt Lake City
Wyoming*	W	13-12	Oct. 24	Salt Lake City
Washington	L	14-21	Oct. 31	Seattle
Colorado	L	0-21	Nov. 7	Boulder
Colorado A&M*(h)	W	35-14	Nov. 14	Salt Lake City
BYU*	W	33-32	Nov. 26	Salt Lake City

1954 (4-7, 3-3 Skyline)

Head Coach: Jack Curtice

Washington	L	6-7	Sep. 18	Seattle
Arizona	L	20-54	Sep. 25	Salt Lake City
Oregon	W	7-6	Oct. 2	Eugene
BYU*	W	12-7	Oct. 9	Provo
Denver*	L	20-28	Oct. 16	Salt Lake City
Wyoming*	W	14-7	Oct. 23	Laramie
Idaho (h)	L	13-14	Oct. 30	Salt Lake City
Colorado A&M*	L	13-14	Nov. 6	Fort Collins
Colorado	L	7-20	Nov. 13	Salt Lake City
Montana*	W	41-20	Nov. 20	Missoula
Utah State*	L	19-35	Nov. 25	Salt Lake City

1955 (6-3, 4-1 Skyline)

Head Coach: Jack Curtice

Oregon	L	13-14	Sep. 17	Salt Lake City
Idaho	W	20-13	Sep. 24	Boise
Missouri	W	20-14	Oct. 1	Columbia
BYU*	W	41-9	Oct. 8	Salt Lake City
Denver*	W	27-7	Oct. 14	Denver
Wyoming*(h)	L	13-23	Oct. 22	Salt Lake City
Colorado	L	7-37	Nov. 5	Boulder
Colorado A&M*	W	27-6	Nov. 12	Salt Lake City
Utah State*	W	14-13	Nov. 24	Salt Lake City

1956 (5-5, 5-1 Skyline)

Head Coach: Jack Curtice

UCLA	L	7-13	Sep. 21	Los Angeles
Montana*	W	26-6	Sep. 29	Salt Lake City
BYU*	W	41-6	Oct. 5	Provo
Denver*	W	27-13	Oct. 13	Salt Lake City
Wyoming*	L	20-30	Oct. 20	Laramie
Idaho (h)	L	21-27	Oct. 27	Salt Lake City
Rice	L	0-27	Nov. 3	Houston
Colorado A&M*	W	49-27	Nov. 10	Fort Collins
Colorado	L	7-21	Nov. 17	Salt Lake City
Utah State*	W	29-7	Nov. 22	Salt Lake City

1957 (6-4, 5-1 Skyline)

Head Coach: Jack Curtice

Montana*	W	32-13	Sep. 21	Salt Lake City
Colorado	L	24-30	Sep. 28	Boulder
Idaho	L	6-21	Oct. 5	Boise
BYU*	W	27-0	Oct. 12	Salt Lake City
Denver*	L	7-12	Oct. 19	Denver
Wyoming*	W	23-15	Oct. 26	Salt Lake City
Colorado State*(h)	W	55-0	Nov. 2	Salt Lake City
Army	L	33-39	Nov. 9	West Point
Air Force	W	34-0	Nov. 16	Salt Lake City
Utah State*	W	21-6	Nov. 28	Salt Lake City

Jack Curtice, shown here on the sideline at the 1952 Thanksgiving Day game against Utah State, led Utah to 45 wins from 1950-57 and is credited with inventing the shovel pass.



126 Years with the Utes



RAY NAGEL
(1958-65)
Record: 42-39-1

1958 (4-7, 3-3 Skyline)

Head Coach: Ray Nagel

Montana*	W	20-6	Sep. 20	Salt Lake City
BYU*	L	7-14	Sep. 27	Salt Lake City
Idaho	L	0-20	Oct. 4	Salt Lake City
California	L	21-36	Oct. 11	Berkeley
Denver*(h)	W	20-16	Oct. 18	Salt Lake City
Air Force	L	14-16	Oct. 25	Colorado Springs
Wyoming*	L	20-25	Nov. 1	Laramie
Colorado State*	L	0-20	Nov. 8	Fort Collins
Colorado	L	0-7	Nov. 15	Salt Lake City
Utah State*	W	12-7	Nov. 27	Salt Lake City
Hawaii	W	47-20	Dec. 6	Honolulu

1959 (5-5, 3-2 Skyline)

Head Coach: Ray Nagel

Oregon	L	6-21	Sep. 26	Eugene
Washington	L	6-51	Oct. 3	Seattle
BYU*	W	20-8	Oct. 9	Salt Lake City
Denver*	W	26-12	Oct. 16	Denver
Wyoming*(h)	L	7-21	Oct. 24	Salt Lake City
Arizona	W	54-6	Oct. 31	Salt Lake City
Idaho	W	47-13	Nov. 7	Boise
Colorado State*	L	17-21	Nov. 14	Salt Lake City
Utah State*	W	35-21	Nov. 21	Salt Lake City
UCLA	L	6-21	Nov. 28	Los Angeles

1960 (7-3, 5-1 Skyline)

Head Coach: Ray Nagel

Hawaii	W	33-6	Sep. 17	Salt Lake City
Arizona	W	13-3	Sep. 24	Tucson
Oregon	L	17-20	Oct. 1	Salt Lake City
BYU*	W	17-0	Oct. 7	Salt Lake City
Denver*(h)	W	49-16	Oct. 22	Salt Lake City
Wyoming*	L	7-17	Oct. 29	Laramie
Colorado State*	W	27-6	Nov. 5	Fort Collins
Montana*	W	16-6	Nov. 12	Salt Lake City
Utah State*	W	6-0	Nov. 19	Salt Lake City
UCLA	L	9-16	Nov. 26	Salt Lake City

1961 (6-4, 3-3 Skyline)

Head Coach: Ray Nagel

Colorado State*	W	40-0	Sep. 16	Salt Lake City
Wisconsin	L	0-7	Sep. 23	Madison
Oregon	W	14-6	Sep. 30	Salt Lake City
Arizona State	W	28-26	Oct. 7	Tempe
BYU*	W	21-20	Oct. 14	Salt Lake City
Montana*	W	24-12	Oct. 21	Missoula
Wyoming*(h)	L	6-13	Oct. 28	Salt Lake City
New Mexico*	L	16-21	Nov. 4	Albuquerque
Colorado	W	21-12	Nov. 11	Boulder
Utah State*	L	6-17	Nov. 18	Salt Lake City

1962 (4-5-1, 1-2-1 WAC)

Head Coach: Ray Nagel

Colorado	W	37-21	Sep. 22	Salt Lake City
Oregon	L	8-35	Sep. 29	Eugene
Wyoming*	L	7-16	Oct. 6	Laramie
BYU*	W	35-20	Oct. 13	Salt Lake City
New Mexico*(h)	T	7-7	Oct. 20	Salt Lake City
Idaho	W	25-21	Oct. 27	Salt Lake City
Colorado State	W	26-8	Nov. 3	Fort Collins
Arizona State*	L	7-35	Nov. 10	Tempe
Utah State	L	6-19	Nov. 17	Salt Lake City
UCLA	L	11-14	Dec. 1	Salt Lake City

1963 (4-6, 2-2 WAC)

Head Coach: Ray Nagel

Oregon State	L	14-29	Sep. 21	Salt Lake City
Idaho	L	9-10	Sep. 28	Boise
New Mexico*	W	19-6	Oct. 5	Albuquerque
BYU*	W	15-6	Oct. 12	Salt Lake City
Colorado State	W	48-14	Oct. 19	Salt Lake City
Wyoming*(h)	L	23-26	Oct. 26	Salt Lake City
Arizona State*	L	22-30	Nov. 2	Tempe
Army	L	7-8	Nov. 9	West Point
California	L	22-35	Nov. 16	Salt Lake City
Utah State	W	25-23	Nov. 23	Logan



Ray Nagel led Utah to a 9-2 season capped by a Liberty Bowl victory over West Virginia in 1964.

1964 (9-2, 3-1 WAC)

Head Coach: Ray Nagel

New Mexico*	W	16-0	Sep. 19	Salt Lake City
Missouri	L	6-23	Sep. 26	Columbia
Idaho	W	22-0	Oct. 3	Salt Lake City
Wyoming*	L	13-14	Oct. 10	Laramie
Colorado State	W	13-3	Oct. 17	Fort Collins
Arizona State*(h)	W	16-3	Oct. 24	Salt Lake City
Texas Western	W	41-0	Oct. 31	El Paso
BYU*	W	47-13	Nov. 7	Salt Lake City
California	W	14-0	Nov. 14	Berkeley
Utah State	W	14-6	Nov. 21	Salt Lake City

Liberty Bowl

West Virginia	W	32-6	Dec. 19	Atlantic City
---------------	---	------	---------	---------------

1965 (3-7, 1-3 WAC)

Head Coach: Ray Nagel

Montana	W	28-13	Sep. 11	Salt Lake City
Arizona*	L	9-16	Sep. 18	Salt Lake City
Oregon	L	14-31	Sep. 25	Salt Lake City
Wyoming*	W	42-3	Oct. 9	Salt Lake City
New Mexico*	L	10-13	Oct. 16	Albuquerque
Oregon State	L	6-10	Oct. 23	Corvallis
Colorado State (h)	W	22-19	Oct. 30	Salt Lake City
BYU*	L	20-25	Nov. 6	Provo
Texas Western	L	19-20	Nov. 13	Salt Lake City
Utah State	L	7-14	Nov. 20	Salt Lake City



MIKE GIDDINGS
(1966-67)
Record: 9-12

1966 (5-5, 3-2 WAC)

Head Coach: Mike Giddings

Oregon	W	17-14	Sep. 24	Eugene
Wyoming*	L	7-40	Oct. 8	Laramie
Washington State	W	26-15	Oct. 15	Salt Lake City
Arizona*	W	24-19	Oct. 22	Tucson
New Mexico*(h)	W	27-0	Oct. 29	Salt Lake City
Arizona State*	W	21-6	Nov. 5	Tempe
BYU*	L	13-35	Nov. 12	Salt Lake City
Utah State	L	7-13	Nov. 19	Salt Lake City
Texas Western	L	20-27	Nov. 26	El Paso
Houston	L	14-34	Dec. 3	Houston

1967 (4-7, 2-3 WAC)

Head Coach: Mike Giddings

Minnesota	L	12-13	Sep. 23	Minneapolis
Oregon	W	21-0	Sep. 30	Salt Lake City
New Mexico*	W	42-27	Oct. 7	Albuquerque
Wyoming*	L	0-28	Oct. 14	Salt Lake City
Arizona*	W	33-29	Oct. 21	Tucson
BYU*	L	13-17	Oct. 28	Provo
Arizona State*(h)	L	32-49	Nov. 4	Salt Lake City
Army	L	0-22	Nov. 11	West Point
Utah State	L	18-19	Nov. 18	Salt Lake City
UTEP	L	8-28	Nov. 25	Salt Lake City
Hawaii	W	25-20	Dec. 2	Honolulu

INFORMATION
HERE'S UTAH
2020 OUTLOOK
PLAYER BIOS
COACHES & STAFF
SERIES HISTORY
2019 IN REVIEW
BOWL HISTORY
RECORD BOOK



126 Years with the Utes



BILL MEEK
(1968-73)
Record: 33-31

1968 (3-7, 2-3 WAC)

Head Coach: Bill Meek

Nebraska	L	0-31	Sep. 21	Lincoln
Oregon State	L	21-24	Sep. 28	Salt Lake City
Washington State	W	17-14	Oct. 5	Pullman
New Mexico*	W	30-7	Oct. 12	Salt Lake City
Wyoming*	L	9-20	Oct. 19	Laramie
Oregon	L	6-14	Oct. 26	Eugene
BYU*(h)	W	30-21	Nov. 2	Salt Lake City
Arizona State*	L	21-59	Nov. 9	Tempe
Arizona*	L	15-16	Nov. 16	Salt Lake City
Utah State	L	13-28	Nov. 23	Logan

1969 (8-2, 5-1 WAC)

Head Coach: Bill Meek

Oregon	L	17-28	Sep. 20	Salt Lake City
San Jose State	W	42-7	Sep. 27	Salt Lake City
UTEP*	W	24-6	Oct. 4	El Paso
Arizona State*	W	24-23	Oct. 11	Salt Lake City
New Mexico*	W	24-0	Oct. 18	Albuquerque
Oregon State	W	7-3	Oct. 25	Portland
Utah State (h)	W	27-7	Nov. 1	Salt Lake City
Wyoming*	W	34-10	Nov. 8	Salt Lake City
Arizona*	L	16-17	Nov. 15	Tucson
BYU*	W	16-6	Nov. 22	Provo

1970 (6-4, 4-2 WAC)

Head Coach: Bill Meek

UTEP*	W	44-20	Sep. 19	Salt Lake City
New Mexico*	L	28-34	Sep. 26	Salt Lake City
Iowa State	L	13-16	Oct. 3	Salt Lake City
Oregon State	L	21-31	Oct. 10	Corvallis
Wyoming*	W	20-16	Oct. 17	Laramie
Arizona*(h)	W	24-0	Oct. 24	Salt Lake City
San Jose State	W	13-9	Oct. 31	San Jose
Utah State	W	17-0	Nov. 7	Logan
Arizona State*	L	14-37	Nov. 14	Tempe
BYU*	W	14-13	Nov. 21	Salt Lake City

1971 (3-8, 3-4 WAC)

Head Coach: Bill Meek

Oregon	L	29-36	Sep. 18	Eugene
Arizona State*	L	21-41	Sep. 25	Salt Lake City
Washington State	L	12-34	Oct. 2	Salt Lake City
UTEP*	W	32-10	Oct. 9	El Paso
Colorado State*	W	42-16	Oct. 16	Salt Lake City
Arizona*	L	3-14	Oct. 23	Tucson
Wyoming*(h)	L	16-29	Oct. 30	Salt Lake City
New Mexico*	L	39-57	Nov. 6	Albuquerque
Utah State	L	17-21	Nov. 13	Salt Lake City
BYU*	W	17-15	Nov. 20	Provo
Houston	L	16-42	Nov. 27	Houston

1972 (6-5, 5-2 WAC)

Head Coach: Bill Meek

Texas Tech	L	2-45	Sep. 16	Lubbock
Iowa State	L	22-44	Sep. 23	Ames
Washington State	W	44-25	Sep. 30	Pullman
UTEP*	W	39-20	Oct. 7	Salt Lake City
Arizona State*	L	48-59	Oct. 14	Tempe
Wyoming*	W	27-16	Oct. 21	Laramie
New Mexico*(h)	W	59-14	Oct. 28	Salt Lake City
Arizona*	W	28-27	Nov. 4	Salt Lake City
Utah State	L	16-44	Nov. 11	Logan
BYU*	L	7-16	Nov. 18	Salt Lake City
Colorado State*	W	62-36	Nov. 25	Salt Lake City

1973 (7-5, 4-2 WAC)

Head Coach: Bill Meek

Texas Tech	L	22-29	Sep. 15	Lubbock
UTEP*	W	82-6	Sep. 22	Salt Lake City
Oregon	W	35-27	Sep. 29	Eugene
UCLA	L	16-66	Oct. 6	Los Angeles
Wyoming*	W	50-16	Oct. 13	Salt Lake City
San Jose State	W	28-21	Oct. 20	San Jose
Arizona*	L	21-42	Oct. 27	Tucson
Arizona State*(h)	W	36-31	Nov. 3	Salt Lake City
New Mexico*	W	36-35	Nov. 10	Albuquerque
Utah State	W	31-28	Nov. 17	Salt Lake City
BYU*	L	22-46	Nov. 24	Salt Lake City
Hawaii	L	6-7	Dec. 1	Honolulu



TOM LOVAT
(1974-76)
Record: 5-28

1974 (1-10, 1-5 WAC)

Head Coach: Tom Lovat

UTEP*	L	7-34	Sep. 21	El Paso
Oregon	L	16-23	Sep. 28	Salt Lake City
UCLA	L	14-27	Oct. 5	Salt Lake City
Arizona*	L	8-41	Oct. 12	Salt Lake City
Arizona State*	L	0-32	Oct. 19	Tempe
Wyoming*	L	13-31	Oct. 26	Laramie
San Jose State (h)	L	6-24	Nov. 2	Salt Lake City
New Mexico*	W	21-10	Nov. 9	Salt Lake City
Utah State	L	0-31	Nov. 16	Logan
BYU*	L	20-48	Nov. 23	Provo
Louisiana State	L	10-35	Nov. 30	Baton Rouge

1975 (1-10, 1-4 WAC)

Head Coach: Tom Lovat

Utah State	L	7-13	Sep. 13	Salt Lake City
Washington State	L	14-30	Sep. 20	Salt Lake City
Indiana	L	7-31	Sep. 27	Bloomington
Iowa State	L	3-31	Oct. 4	Salt Lake City
Wyoming*	W	16-13	Oct. 11	Salt Lake City
New Mexico*	L	23-27	Oct. 18	Albuquerque
Oregon	L	7-18	Oct. 25	Eugene
Arizona State*(h)	L	14-40	Nov. 1	Salt Lake City
Tennessee	L	7-40	Nov. 8	Knoxville
BYU*	L	20-51	Nov. 15	Provo
Arizona*	L	14-38	Nov. 22	Tucson

1976 (3-8, 3-3 WAC)

Head Coach: Tom Lovat

Rice	L	22-43	Sep. 18	Houston
Oregon	L	13-21	Sep. 25	Salt Lake City
UTEP*	W	38-14	Oct. 2	Salt Lake City
Iowa State	L	14-44	Oct. 9	Ames
Utah State	L	17-28	Oct. 16	Logan
Wyoming*	L	22-45	Oct. 23	Laramie
Arizona*	L	35-38	Oct. 30	Salt Lake City
New Mexico*(h)	W	34-31	Nov. 6	Salt Lake City
Arizona State*	W	31-28	Nov. 13	Tempe
BYU*	L	12-34	Nov. 20	Salt Lake City
Louisiana State	L	7-35	Nov. 27	Baton Rouge



WAYNE HOWARD
(1977-81)
Record: 30-24-2

1977 (3-8, 2-5 WAC)

Head Coach: Wayne Howard

Oklahoma	L	24-62	Sep. 17	Norman
Houston	L	16-34	Sep. 24	Salt Lake City
Colorado State*	L	3-44	Oct. 1	Fort Collins
Wyoming*	W	23-13	Oct. 8	Salt Lake City
Utah State	W	20-0	Oct. 15	Salt Lake City
Arizona*	L	17-45	Oct. 22	Tucson
Arizona State*	L	19-47	Oct. 29	Salt Lake City
BYU*	L	8-38	Nov. 5	Provo
UTEP*(h)	W	29-17	Nov. 12	Salt Lake City
Florida	L	29-38	Nov. 19	Gainesville
New Mexico*	L	24-41	Nov. 26	Albuquerque

1978 (8-3, 4-2 WAC)

Head Coach: Wayne Howard

Idaho State	W	56-0	Sep. 9	Salt Lake City
Houston	L	25-42	Sep. 23	Houston
Colorado State*	W	30-6	Sep. 30	Salt Lake City
Iowa	W	13-9	Oct. 7	Iowa City
Weber State	W	30-7	Oct. 14	Salt Lake City
Wyoming*	L	21-34	Oct. 21	Laramie
New Mexico*(h)	L	12-24	Nov. 4	Salt Lake City
UTEP*	W	38-0	Nov. 11	El Paso
BYU*	W	23-22	Nov. 18	Salt Lake City
Utah State	W	23-20	Nov. 25	Logan
San Diego State*	W	20-18	Dec. 2	San Diego

1979 (6-6, 5-2 WAC)

Head Coach: Wayne Howard

CS-Long Beach	W	34-10	Sep. 1	Salt Lake City
Hawaii*	W	27-23	Sep. 8	Honolulu
Washington	L	7-41	Sep. 15	Seattle
Tennessee	L	18-51	Sep. 22	Knoxville
Utah State	L	21-47	Sep. 29	Salt Lake City
Colorado State*	W	21-16	Oct. 6	Fort Collins
Wyoming*	W	24-14	Oct. 13	Salt Lake City
UNLV	L	41-43	Oct. 20	Las Vegas
San Diego State*	L	13-17	Oct. 27	Salt Lake City
New Mexico*	W	26-7	Nov. 3	Albuquerque
UTEP*(h)	W	35-0	Nov. 10	Salt Lake City
BYU*	L	0-27	Nov. 17	Provo

126 Years with the Utes



1980 (5-5-1, 2-3-1 WAC)

Head Coach: Wayne Howard

Boise State	L	7-28	Sep. 6	Salt Lake City
Nebraska	L	9-55	Sep. 13	Lincoln
UNLV	W	45-29	Sep. 20	Salt Lake City
Fresno State	W	27-12	Sep. 27	Salt Lake City
Utah State	W	23-19	Oct. 4	Logan
UTEP*	W	31-7	Oct. 11	El Paso
Wyoming*	L	21-24	Oct. 18	Laramie
Colorado State*(h)	T	21-21	Oct. 25	Salt Lake City
New Mexico*	W	49-21	Nov. 8	Salt Lake City
BYU*	L	6-56	Nov. 22	Salt Lake City
San Diego State*	L	20-21	Nov. 29	San Diego

1981 (8-2-1, 4-1-1 WAC)

Head Coach: Wayne Howard

Utah State	W	10-0	Sep. 5	Salt Lake City
Arizona State	L	10-52	Sep. 12	Tempe
Portland State	W	46-0	Sep. 19	Salt Lake City
Northwestern	W	42-0	Sep. 26	Evanston
UTEP*	W	38-10	Oct. 2	Salt Lake City
Colorado State*	W	24-13	Oct. 17	Fort Collins
UNLV	W	69-28	Oct. 24	Las Vegas
San Diego State*(h)	W	17-14	Oct. 31	Salt Lake City
New Mexico*	T	7-7	Nov. 7	Albuquerque
Wyoming*	W	30-27	Nov. 14	Salt Lake City
BYU*	L	28-56	Nov. 21	Provo



CHUCK STOBART
(1982-84)
Record: 16-17-1

1982 (5-6, 2-4 WAC)

Head Coach: Chuck Stobart

Montana State	W	30-12	Sep. 4	Salt Lake City
Arizona State	L	10-23	Sep. 11	Tempe
Texas	L	12-21	Sep. 18	Austin
Colorado State*	W	35-14	Oct. 1	Salt Lake City
Hawaii*	L	7-10	Oct. 9	Honolulu
UNLV	W	24-14	Oct. 16	Salt Lake City
Wyoming*	L	13-16	Oct. 23	Laramie
San Diego State*	L	17-21	Oct. 30	San Diego
Utah State (h)	W	42-10	Nov. 6	Salt Lake City
UTEP*	W	45-30	Nov. 13	El Paso
BYU*	L	12-17	Nov. 20	Salt Lake City

1983 (5-6, 4-4 WAC)

Head Coach: Chuck Stobart

New Mexico*	L	7-17	Sep. 3	Albuquerque
Arizona	L	0-38	Sep. 10	Tucson
San Diego State*	W	27-24	Sep. 17	Salt Lake City
Hawaii*	W	28-25	Sep. 24	Salt Lake City
Colorado State*	L	28-31	Oct. 1	Fort Collins
UTEP*	W	35-11	Oct. 8	Salt Lake City
Wyoming*	W	69-14	Oct. 15	Salt Lake City
Air Force*	L	31-33	Oct. 22	Colorado Springs
CS-Fullerton (h)	W	47-20	Nov. 5	Salt Lake City
Utah State	L	17-21	Nov. 12	Logan
BYU*	L	7-55	Nov. 19	Provo

1984 (6-5-1, 4-3-1 WAC)

Head Coach: Chuck Stobart

Weber State	W	52-16	Sep. 1	Salt Lake City
Washington State	L	40-42	Sep. 8	Pullman
Tennessee	L	21-27	Sep. 15	Knoxville
Air Force*	W	28-17	Sep. 22	Salt Lake City
Wyoming*	L	14-21	Sep. 29	Laramie
New Mexico*	W	38-14	Oct. 5	Salt Lake City
San Diego State*	T	24-24	Oct. 13	San Diego
Hawaii*	L	17-20	Oct. 20	Honolulu
UTEP*	W	43-15	Oct. 27	Salt Lake City
Colorado State*(h)	W	35-23	Nov. 3	Salt Lake City
Utah State	W	21-10	Nov. 10	Logan
BYU*	L	14-24	Nov. 17	Salt Lake City



JIM FASSEL
(1985-89)
Record: 25-33

1985 (8-4, 5-3 WAC)

Head Coach: Jim Fassel

Boise State	W	20-17	Sep. 7	Salt Lake City
Hawaii*	W	29-27	Sep. 14	Honolulu
Washington State	W	44-37	Sep. 21	Salt Lake City
UTEP*	W	55-19	Sep. 28	Salt Lake City
Wyoming*	W	37-20	Oct. 4	Salt Lake City
Arizona State	L	27-34	Oct. 12	Tempe
San Diego State*	W	39-37	Oct. 19	San Diego
Air Force*	L	15-37	Oct. 26	Colorado Springs
Utah State	W	34-7	Nov. 2	Salt Lake City
New Mexico*(h)	W	58-49	Nov. 9	Salt Lake City
Colorado State*	L	19-21	Nov. 16	Fort Collins
BYU*	L	28-38	Nov. 23	Provo

1986 (2-9, 1-7 WAC)

Head Coach: Jim Fassel

San Diego State*	L	30-37	Sep. 13	Salt Lake City
Ohio State	L	6-64	Sep. 27	Columbus
Air Force*	L	35-45	Oct. 3	Salt Lake City
Wyoming*	L	14-38	Oct. 11	Laramie
New Mexico*	L	43-47	Oct. 18	Albuquerque
Arizona State	L	7-52	Oct. 25	Tempe
Hawaii*	L	13-33	Nov. 1	Salt Lake City
Colorado State*(h)	W	38-28	Nov. 8	Salt Lake City
Utah State	W	27-10	Nov. 15	Logan
BYU*	L	21-35	Nov. 22	Salt Lake City
UTEP*	L	44-55	Nov. 29	El Paso

1987 (5-7, 2-6 WAC)

Head Coach: Jim Fassel

New Mexico*	W	24-20	Sep. 5	Salt Lake City
San Diego State*	L	34-52	Sep. 12	San Diego
Wisconsin	W	31-28	Sep. 19	Madison
Idaho State	W	51-16	Sep. 26	Salt Lake City
Air Force*	L	27-48	Oct. 3	Colorado Springs
Colorado State*	W	24-23	Oct. 10	Fort Collins
Hawaii*	L	14-25	Oct. 17	Honolulu
Utah State	L	36-41	Oct. 24	Salt Lake City
Boise State	W	31-27	Oct. 31	Boise
UTEP*(h)	L	24-30	Nov. 7	Salt Lake City
Wyoming*	L	7-31	Nov. 14	Salt Lake City
BYU*	L	18-21	Nov. 21	Provo

1988 (6-5, 4-4 WAC)

Head Coach: Jim Fassel

Idaho State	W	41-16	Sep. 10	Salt Lake City
Illinois	L	24-35	Sep. 17	Champaign
Hawaii*	L	20-48	Sep. 24	Salt Lake City
UTEP*	L	28-38	Oct. 1	El Paso
New Mexico*	W	33-27	Oct. 8	Albuquerque
Air Force*	L	49-56	Oct. 15	Salt Lake City
Wyoming*	L	18-61	Oct. 22	Laramie
San Diego State*(h)	W	41-20	Oct. 29	Salt Lake City
Colorado State*	W	46-7	Nov. 5	Salt Lake City
Utah State	W	42-21	Nov. 12	Logan
BYU*	W	57-28	Nov. 19	Salt Lake City

1989 (4-8, 2-6 WAC)

Head Coach: Jim Fassel

Fresno State	L	22-52	Sep. 2	Fresno
Utah State	W	45-10	Sep. 9	Salt Lake City
Nebraska	L	30-42	Sep. 16	Lincoln
Hawaii*	L	20-67	Sep. 23	Honolulu
San Diego State*	L	27-38	Sep. 30	Salt Lake City
UTEP*	W	50-45	Oct. 7	El Paso
Wyoming*	L	24-45	Oct. 14	Laramie
Stanford	W	27-24	Oct. 21	Stanford
Colorado State*(h)	L	10-50	Oct. 28	Salt Lake City
New Mexico*	W	41-39	Nov. 11	Salt Lake City
BYU*	L	31-70	Nov. 18	Provo
Air Force*	L	38-42	Nov. 25	Salt Lake City



RON MCBRIDE
(1990-2002)
Record: 88-63

1990 (4-7, 2-6 WAC)

Head Coach: Ron McBride

Utah State	W	19-0	Sep. 1	Logan
Minnesota	W	35-29	Sep. 8	Minneapolis
Fresno State	L	7-31	Sep. 15	Salt Lake City
Hawaii*	L	7-19	Sep. 22	Salt Lake City
Wyoming*	L	10-28	Sep. 29	Salt Lake City
Colorado State*	L	13-28	Oct. 6	Fort Collins
UTEP*(h)	W	37-23	Oct. 20	Salt Lake City
Air Force*	L	21-52	Oct. 27	Colorado Springs
San Diego State*	L	14-66	Nov. 3	San Diego
New Mexico*	W	29-27	Nov. 10	Albuquerque
BYU*	L	22-45	Nov. 17	Salt Lake City

1991 (7-5, 4-4 WAC)

Head Coach: Ron McBride

Utah State	W	12-7	Aug. 31	Salt Lake City
Oregon State	W	22-10	Sep. 7	Corvallis
Air Force*	L	21-24	Sep. 14	Salt Lake City
Oregon	W	24-17	Sep. 21	Salt Lake City
Arizona State	L	15-21	Oct. 5	Tempe
Wyoming*	W	57-42	Oct. 12	Laramie
Colorado State*	W	21-16	Oct. 19	Salt Lake City
San Diego State*(h)	L	21-24	Oct. 26	Salt Lake City
Hawaii*	L	26-52	Nov. 2	Honolulu
New Mexico*	W	30-7	Nov. 9	Salt Lake City
UTEP*	W	10-9	Nov. 16	El Paso
BYU*	L	17-48	Nov. 23	Provo

INFORMATION

HERE'S UTAH

2020 OUTLOOK

PLAYER BIOS

COACHES & STAFF

SERIES HISTORY

2019 IN REVIEW

BOWL HISTORY

RECORD BOOK



126 Years with the Utes

1992 (6-6, 4-4 WAC)

Head Coach: Ron McBride

Nebraska	L	22-49	Sep. 5	Lincoln
Utah State	W	42-18	Sep. 12	Logan
Oregon State	W	42-9	Sep. 26	Salt Lake City
Colorado State*	W	33-29	Oct. 3	Fort Collins
Hawaii*	W	38-17	Oct. 10	Salt Lake City
New Mexico*	L	7-24	Oct. 17	Albuquerque
UTEP*(h)	L	13-20	Oct. 24	Salt Lake City
Air Force*	W	20-13	Oct. 31	Colorado Springs
Fresno State*	L	15-41	Nov. 7	Fresno
Wyoming*	W	38-7	Nov. 14	Salt Lake City
BYU*	L	22-31	Nov. 21	Salt Lake City

Copper Bowl

Washington State	L	28-31	Dec. 29	Tucson
------------------	---	-------	---------	--------

1993 (7-6, 5-3 WAC)

Head Coach: Ron McBride

Arizona State	L	0-38	Sep. 4	Tempe
Utah State	W	31-29	Sep. 11	Salt Lake City
Kansas	W	41-16	Sep. 18	Lawrence
Wyoming*	L	12-28	Sep. 25	Laramie
Idaho	L	17-28	Oct. 2	Salt Lake City
New Mexico*	L	35-42	Oct. 9	Salt Lake City
UTEP*	W	45-29	Oct. 16	El Paso
Colorado State*	W	38-21	Oct. 23	Salt Lake City
San Diego State*(h)	W	45-41	Oct. 30	Salt Lake City
Hawaii*	L	30-41	Nov. 6	Honolulu
Air Force*	W	41-24	Nov. 13	Salt Lake City
BYU*	W	34-31	Nov. 20	Provo

Freedom Bowl

USC	L	21-28	Dec. 30	Anaheim
-----	---	-------	---------	---------



Ron McBride led the Utes to 88 wins and six bowl games from 1990-2002.

1994 (10-2, 6-2 WAC)

Head Coach: Ron McBride

Utah State	W	32-17	Sep. 3	Logan
Idaho State	W	66-0	Sep. 10	Salt Lake City
Oregon	W	34-16	Sep. 17	Eugene
Wyoming*	W	41-7	Sep. 24	Salt Lake City
San Diego State*	W	38-22	Oct. 8	San Diego
Hawaii*	W	14-3	Oct. 15	Salt Lake City
Colorado State*	W	45-31	Oct. 22	Fort Collins
UTEP*(h)	W	52-7	Oct. 29	Salt Lake City
New Mexico*	L	21-23	Nov. 5	Albuquerque
Air Force*	L	33-40	Nov. 12	Colorado Springs
BYU*	W	34-31	Nov. 19	Salt Lake City

Freedom Bowl

Arizona	W	16-13	Dec. 27	Anaheim
---------	---	-------	---------	---------

1995 (7-4, 6-2 WAC)

Head Coach: Ron McBride

Oregon	L	20-27	Sep. 2	Salt Lake City
Stanford	L	20-27	Sep. 9	Salt Lake City
New Mexico*	W	36-9	Sep. 16	Albuquerque
Fresno State*	W	25-21	Sep. 23	Salt Lake City
UTEP*	W	34-21	Sep. 30	El Paso
San Diego State*	L	21-24	Oct. 7	Salt Lake City
Colorado State*	L	14-19	Oct. 14	Salt Lake City
Air Force*	W	22-21	Oct. 21	Salt Lake City
Utah State(h)	W	40-20	Oct. 28	Salt Lake City
Wyoming*	W	30-24	Nov. 4	Laramie
BYU*	W	34-17	Nov. 18	Provo

1996 (8-4, 6-2 WAC)

Head Coach: Ron McBride

Utah State	L	17-20	Aug. 31	Logan
Stanford	W	17-10	Sep. 7	Stanford
SMU*	W	21-17	Sep. 14	Dallas
Fresno State*	W	45-17	Sep. 21	Salt Lake City
Kansas	W	45-42	Sep. 28	Salt Lake City
UTEP*	W	34-27	Oct. 5	El Paso
TCU*	W	21-7	Oct. 19	Salt Lake City
Tulsa*(h)	W	45-19	Oct. 26	Salt Lake City
Rice*	L	10-51	Nov. 2	Houston
New Mexico*	W	31-24	Nov. 9	Albuquerque
BYU*	L	17-37	Nov. 23	Salt Lake City

Copper Bowl

Wisconsin	L	10-38	Dec. 27	Tucson
-----------	---	-------	---------	--------

1997 (6-5, 5-3 WAC)

Head Coach: Ron McBride

Utah State	L	14-21	Aug. 30	Salt Lake City
Louisville	W	27-21	Sep. 6	Louisville
TCU*	W	32-18	Sep. 13	Ft. Worth
UTEP*	W	56-3	Sep. 20	Salt Lake City
Fresno State*	L	13-27	Oct. 2	Fresno
SMU*	L	19-20	Oct. 11	Salt Lake City
Oregon	L	13-31	Oct. 18	Eugene
New Mexico*(h)	W	15-10	Oct. 25	Salt Lake City
Tulsa*	L	13-21	Nov. 1	Tulsa
Rice*	W	31-14	Nov. 15	Salt Lake City
BYU*	W	20-14	Nov. 22	Provo

1998 (7-4, 5-3 WAC)

Head Coach: Ron McBride

Utah State	W	20-12	Sep. 5	Logan
Louisville	W	45-22	Sep. 12	Salt Lake City
Hawaii*	W	30-21	Sep. 19	Salt Lake City
Boise State (h)	L	28-31	Sep. 26	Salt Lake City
Wyoming*	L	24-27	Oct. 3	Laramie
Fresno State*	W	24-16	Oct. 17	Salt Lake City
San Diego State*	L	20-21^	Oct. 24	San Diego
San Jose State*	W	49-17	Oct. 31	San Jose
UTEP*	W	34-27^	Nov. 7	Salt Lake City
New Mexico*	W	41-7	Nov. 14	Albuquerque
BYU*	L	24-26	Nov. 21	Salt Lake City

1999 (9-3, 5-2 Mountain West)

Head Coach: Ron McBride

Washington State	W	27-7	Sep. 4	Pullman
Utah State	W	38-18	Sep. 18	Salt Lake City
UNLV*	W	52-14	Sep. 25	Las Vegas
Boise State	L	20-26	Oct. 2	Boise
Louisiana-Monroe (h)	W	42-0	Oct. 9	Salt Lake City
Air Force*	W	21-15	Oct. 16	Colorado Springs
San Diego State*	W	38-16	Oct. 23	Salt Lake City
Colorado State*	L	24-31	Oct. 28	Fort Collins
Wyoming*	L	29-43	Nov. 6	Salt Lake City
New Mexico*	W	52-7	Nov. 13	Salt Lake City
BYU*	W	20-17	Nov. 20	Provo

Las Vegas Bowl

Fresno State	W	17-16	Dec. 18	Las Vegas
--------------	---	-------	---------	-----------

2000 (4-7, 3-4 Mountain West)

Head Coach: Ron McBride

Arizona	L	3-17	Sep. 2	Salt Lake City
California	L	21-24	Sep. 9	Berkeley
Washington State	L	21-38	Sep. 16	Salt Lake City
Air Force*(h)	L	14-23	Sep. 23	Salt Lake City
Utah State	W	35-14	Sep. 30	Logan
San Diego State*	W	21-7	Oct. 14	San Diego
Colorado State*	L	17-24	Oct. 21	Salt Lake City
New Mexico*	L	3-10	Oct. 28	Albuquerque
UNLV*	W	38-16	Nov. 4	Salt Lake City
Wyoming*	W	34-0	Nov. 11	Laramie
BYU*	L	27-34	Nov. 24	Salt Lake City

2001 (8-4, 4-3 Mountain West)

Head Coach: Ron McBride

Utah State	W	23-19	Sep. 1	Salt Lake City
Oregon	L	10-24	Sep. 8	Eugene
Indiana	W	28-26	Sep. 22	Bloomington
New Mexico*(h)	W	37-16	Sep. 29	Salt Lake City
South Florida	W	52-21	Oct. 6	Salt Lake City
Wyoming*	W	35-0	Oct. 20	Salt Lake City
Colorado State*	L	17-19	Oct. 27	Fort Collins
UNLV*	W	42-14	Nov. 3	Las Vegas
San Diego State*	W	17-3	Nov. 10	Salt Lake City
BYU*	L	21-24	Nov. 17	Provo
Air Force*	L	37-38	Dec. 1	Colorado Springs

Las Vegas Bowl

USC	W	10-6	Dec. 25	Las Vegas
-----	---	------	---------	-----------

INFORMATION
HERE'S UTAH
2020 OUTLOOK
PLAYER BIOS
COACHES & STAFF
SERIES HISTORY
2019 IN REVIEW
BOWL HISTORY
RECORD BOOK

126 Years with the Utes



2002 (5-6, 3-4 Mountain West)

Head Coach: Ron McBride

Utah State	W	23-3	Aug. 31	Logan
Indiana	W	40-13	Sep. 7	Salt Lake City
Arizona	L	17-23	Sep. 14	Tucson
Michigan	L	7-10	Sep. 21	Ann Arbor
Air Force*(h)	L	26-30	Sep. 28	Salt Lake City
San Diego State*	L	17-36	Oct. 12	San Diego
Colorado State*	L	20-28	Oct. 19	Salt Lake City
New Mexico*	L	35-42^^	Oct. 26	Albuquerque
UNLV*	W	28-17	Nov. 9	Salt Lake City
Wyoming*	W	23-18	Nov. 16	Laramie
BYU*	W	13-6	Nov. 23	Salt Lake City



URBAN MEYER
(2003-04)
Record: 22-2

2003 (10-2, 6-1 Mountain West)

Head Coach: Urban Meyer

Utah State	W	40-20	Aug. 28	Salt Lake City
Texas A&M	L	26-28	Sep. 6	College Station
California	W	31-24	Sep. 11	Salt Lake City
Colorado State*	W	28-21	Sep. 27	Fort Collins
Oregon	W	17-13	Oct. 3	Salt Lake City
San Diego State*(h)	W	27-6	Oct. 11	Salt Lake City
UNLV*	W	28-10	Oct. 18	Las Vegas
New Mexico*	L	35-47	Oct. 25	Salt Lake City
Air Force*	W	45-43^^^	Nov. 1	Colorado Springs
Wyoming*	W	47-17	Nov. 15	Salt Lake City
BYU*	W	3-0	Nov. 22	Provo

Liberty Bowl

Southern Miss	W	17-0	Dec. 31	Memphis
---------------	---	------	---------	---------



Urban Meyer ended his two-year run at Utah with a 12-0 season and a Fiesta Bowl victory in 2004.

2004 (12-0, 7-0 Mountain West)

Head Coach: Urban Meyer

Texas A&M	W	41-21	Sep. 2	Salt Lake City
Arizona	W	23-6	Sep. 11	Tucson
Utah State	W	48-6	Sep. 18	Logan
Air Force*(h)	W	49-35	Sep. 25	Salt Lake City
New Mexico*	W	28-7	Oct. 1	Albuquerque
North Carolina	W	46-16	Oct. 16	Salt Lake City
UNLV*	W	63-28	Oct. 23	Salt Lake City
San Diego State*	W	51-28	Oct. 30	San Diego
Colorado State*	W	63-31	Nov. 6	Salt Lake City
Wyoming*	W	45-28	Nov. 13	Laramie
BYU*	W	52-21	Nov. 20	Salt Lake City

Fiesta Bowl

Pittsburgh*	W	35-7	Jan. 1	Tempe
-------------	---	------	--------	-------

*=Co-Head Coaches Urban Meyer and Kyle Whittingham



KYLE WHITTINGHAM
(2005-Present)
Record: 131-64

2005 (7-5, 4-4 Mountain West)

Head Coach: Kyle Whittingham

Arizona	W	27-24	Sep. 2	Salt Lake City
Utah State	W	31-7	Sep. 10	Salt Lake City
TCU*	L	20-23^	Sep. 15	Ft. Worth
Air Force*	W	38-35	Sep. 22	Salt Lake City
North Carolina	L	17-31	Oct. 1	Chapel Hill
Colorado State*	L	17-21	Oct. 8	Ft. Collins
San Diego State*(h)	L	19-28	Oct. 15	Salt Lake City
UNLV*	W	42-32	Oct. 22	Las Vegas
Wyoming*	W	43-13	Nov. 5	Salt Lake City
New Mexico*	L	27-31	Nov. 12	Salt Lake City
BYU*	W	41-34^	Nov. 19	Provo

Emerald Bowl

Georgia Tech	W	38-10	Dec. 29	San Francisco
--------------	---	-------	---------	---------------

2006 (8-5, 5-3 Mountain West)

Head Coach: Kyle Whittingham

UCLA	L	10-31	Sep. 2	Pasadena
Northern Arizona	W	45-7	Sep. 9	Salt Lake City
Utah State	W	48-0	Sep. 16	Logan
San Diego State*	W	38-7	Sep. 23	San Diego
Boise State (h)	L	3-36	Sep. 30	Salt Lake City
TCU*	W	20-7	Oct. 5	Salt Lake City
Wyoming*	L	15-31	Oct. 14	Laramie
New Mexico*	L	31-34	Oct. 19	Albuquerque
UNLV*	W	45-23	Oct. 28	Salt Lake City
Colorado State*	W	35-22	Nov. 11	Salt Lake City
Air Force*	W	17-14	Nov. 18	Colorado Springs
BYU*	L	31-33	Nov. 25	Salt Lake City

Armed Forces Bowl

Tulsa	W	25-13	Dec. 23	Ft. Worth
-------	---	-------	---------	-----------

2007 (9-4, 5-3 Mountain West)

Head Coach: Kyle Whittingham

Oregon State	L	7-24	Aug. 30	Corvallis
Air Force*	L	12-20	Sep. 8	Salt Lake City
UCLA	W	44-6	Sep. 15	Salt Lake City
UNLV*	L	0-27	Sep. 22	Las Vegas
Utah State (h)	W	34-18	Sep. 29	Salt Lake City
Louisville	W	44-35	Oct. 5	Louisville
San Diego State*	W	23-7	Oct. 13	Salt Lake City
TCU*	W	27-20	Oct. 18	Ft. Worth
Colorado State*	W	27-3	Oct. 27	Ft. Collins
Wyoming*	W	50-0	Nov. 10	Salt Lake City
New Mexico*	W	28-10	Nov. 17	Salt Lake City
BYU*	L	10-17	Nov. 24	Provo

Poinsettia Bowl

Navy	W	35-32	Dec. 20	San Diego
------	---	-------	---------	-----------

2008 (13-0, 8-0 Mountain West)

Head Coach: Kyle Whittingham

Michigan	W	25-23	Aug. 30	Ann Arbor
UNLV*	W	42-21	Sep. 6	Salt Lake City
Utah State	W	58-10	Sep. 13	Logan
Air Force*	W	30-23	Sep. 20	Colorado Springs
Weber State (h)	W	37-21	Sep. 27	Salt Lake City
Oregon State	W	31-28	Oct. 2	Salt Lake City
Wyoming*	W	40-7	Oct. 11	Laramie
Colorado State*	W	49-16	Oct. 18	Salt Lake City
New Mexico*	W	13-10	Nov. 1	Albuquerque
TCU*	W	13-10	Nov. 6	Salt Lake City
San Diego State*	W	63-14	Nov. 15	San Diego
BYU*	W	48-24	Nov. 22	Salt Lake City

Sugar Bowl

Alabama	W	31-17	Jan. 2	New Orleans
---------	---	-------	--------	-------------

2009 (10-3, 6-2 Mountain West)

Head Coach: Kyle Whittingham

Utah State	W	35-17	Sep. 3	Salt Lake City
San Jose State	W	24-14	Sep. 12	San Jose
Oregon	L	24-31	Sep. 19	Eugene
Louisville (h)	W	30-14	Sep. 26	Salt Lake City
Colorado State*	W	24-17	Oct. 10	Ft. Collins
UNLV*	W	35-15	Oct. 17	Las Vegas
Air Force*	W	23-16^	Oct. 24	Salt Lake City
Wyoming*	W	22-10	Oct. 31	Salt Lake City
New Mexico*	W	45-14	Nov. 7	Salt Lake City
TCU*	L	28-55	Nov. 14	Ft. Worth
San Diego State*	W	38-7	Nov. 21	Salt Lake City
BYU*	L	23-26^	Nov. 28	Provo

Poinsettia Bowl

California	W	37-27	Dec. 23	San Diego
------------	---	-------	---------	-----------

2010 (10-3, 7-1 Mountain West)

Head Coach: Kyle Whittingham

Pittsburgh	W	27-24^	Sep. 2	Salt Lake City
UNLV*	W	38-10	Sep. 11	Salt Lake City
New Mexico*	W	56-14	Sep. 18	Albuquerque
San Jose State*(h)	W	56-3	Sep. 25	Salt Lake City
Iowa State	W	68-27	Oct. 9	Ames
Wyoming*	W	30-6	Oct. 16	Laramie
Colorado State*	W	59-6	Oct. 23	Salt Lake City
Air Force*	W	28-23	Oct. 30	Colorado Springs
TCU*	L	7-47	Nov. 6	Salt Lake City
Notre Dame	L	3-28	Nov. 13	South Bend
San Diego State*	W	38-34	Nov. 20	San Diego
BYU*	W	17-16	Nov. 27	Salt Lake City

Las Vegas Bowl

Boise State	L	3-26	Dec. 22	Las Vegas
-------------	---	------	---------	-----------

INFORMATION

HERE'S UTAH

2020 OUTLOOK

PLAYER BIOS

COACHES & STAFF

SERIES HISTORY

2019 IN REVIEW

BOWL HISTORY

RECORD BOOK



126 Years with the Utes

2011 (8-5, 4-5 Pac-12)

Head Coach: Kyle Whittingham

Montana State	W	27-10	Sep. 1	Salt Lake City
USC*	L	14-23	Sep. 10	Los Angeles
BYU	W	54-10	Sep. 17	Provo
Washington*(h)	L	14-31	Oct. 1	Salt Lake City
Arizona State*	L	14-35	Oct. 8	Salt Lake City
Pittsburgh	W	26-14	Oct. 15	Pittsburgh
California*	W	10-34	Oct. 22	San Francisco
Oregon State*	W	27-8	Oct. 29	Salt Lake City
Arizona*	W	34-21	Nov. 5	Tucson
UCLA*	W	31-6	Nov. 12	Salt Lake City
Washington State*	W	30-27^	Nov. 19	Pullman
Colorado*	L	14-17	Nov. 25	Salt Lake City
Sun Bowl				
Georgia Tech	W	30-27^	Dec. 31	El Paso

2012 (5-7, 3-6 Pac-12)

Head Coach: Kyle Whittingham

Northern Colorado	W	41-0	Aug. 30	Salt Lake City
Utah State	L	20-27^	Sep. 7	Logan
BYU (h)	W	24-21	Sep. 15	Salt Lake City
Arizona State*	L	7-37	Sep. 22	Tempe
USC*	L	28-38	Oct. 4	Salt Lake City
UCLA*	L	14-21	Oct. 13	Pasadena
Oregon State*	L	7-21	Oct. 20	Corvallis
California*	W	49-27	Oct. 27	Salt Lake City
Washington State*	W	49-6	Nov. 3	Salt Lake City
Washington*	L	15-34	Nov. 10	Seattle
Arizona*	L	24-34	Nov. 17	Salt Lake City
Colorado*	W	42-35	Nov. 23	Boulder

2013 (5-7, 2-7 Pac-12)

Head Coach: Kyle Whittingham

Utah State	W	30-26	Aug. 29	Salt Lake City
Weber State	W	70-7	Sep. 7	Salt Lake City
Oregon State*(h)	L	48-51^	Sep. 14	Salt Lake City
BYU	W	20-13	Sep. 21	Provo
UCLA*	L	27-34	Oct. 3	Salt Lake City
Stanford*	W	27-21	Oct. 12	Salt Lake City
Arizona*	L	24-35	Oct. 19	Tucson
USC*	L	3-19	Oct. 26	Los Angeles
Arizona State*	L	19-20	Nov. 9	Salt Lake City
Oregon*	L	21-44	Nov. 16	Eugene
Washington State*	L	37-49	Nov. 23	Pullman
Colorado*	W	24-17	Nov. 30	Salt Lake City

2014 (9-4, 5-4 Pac-12)

Head Coach: Kyle Whittingham

Idaho State	W	56-14	Aug. 28	Salt Lake City
Fresno State	W	59-27	Sep. 6	Salt Lake City
Michigan	W	26-10	Sep. 20	Ann Arbor
Washington St.*(h)	L	27-28	Sep. 27	Salt Lake City
UCLA*	W	30-28	Oct. 4	Pasadena
Oregon State*	W	29-23^^	Oct. 16	Corvallis
USC*	W	24-21	Oct. 25	Salt Lake City
Arizona State*	L	16-19^	Nov. 1	Tempe
Oregon*	L	27-51	Nov. 8	Salt Lake City
Stanford*	W	20-17^^	Nov. 15	Stanford
Arizona*	L	10-42	Nov. 22	Salt Lake City
Colorado*	W	38-34	Nov. 29	Boulder
Las Vegas Bowl				
Colorado State	W	45-10	Dec. 20	Las Vegas

2015 (10-3, 6-3 Pac-12)

Head Coach: Kyle Whittingham

Michigan	W	24-17	Sep. 3	Salt Lake City
Utah State	W	24-14	Sep. 11	Salt Lake City
Fresno State	W	45-24	Sep. 19	Fresno
Oregon*	W	62-20	Sep. 26	Eugene
California*(h)	W	30-24	Oct. 10	Salt Lake City
Arizona State*	W	34-18	Oct. 17	Salt Lake City
USC*	L	24-42	Oct. 24	Los Angeles
Oregon State*	W	27-12	Oct. 31	Salt Lake City
Washington*	W	34-23	Nov. 7	Seattle
Arizona*	L	30-37^^	Nov. 14	Tucson
UCLA*	L	9-17	Nov. 21	Salt Lake City
Colorado*	W	20-14	Nov. 28	Salt Lake City
Las Vegas Bowl				
BYU	W	35-28	Dec. 19	Las Vegas

2016 (9-4, 5-4 Pac-12)

Head Coach: Kyle Whittingham

Southern Utah	W	24-0	Sep. 1	Salt Lake City
BYU	W	20-19	Sep. 10	Salt Lake City
San Jose State	W	34-17	Sep. 17	San Jose
USC*	W	31-27	Sep. 23	Salt Lake City
California*	L	23-28	Oct. 1	Berkeley
Arizona* (h)	W	36-23	Oct. 8	Salt Lake City
Oregon State*	W	19-14	Oct. 15	Corvallis
UCLA*	W	52-45	Oct. 22	Pasadena
Washington*	L	24-31	Oct. 29	Salt Lake City
Arizona State*	W	49-26	Nov. 10	Tempe
Oregon*	L	28-30	Nov. 19	Salt Lake City
Colorado*	L	22-27	Nov. 26	Boulder
Foster Farms Bowl				
Indiana	W	26-24	Dec. 28	Santa Clara

2017 (7-6, 3-6 Pac-12)

Head Coach: Kyle Whittingham

North Dakota	W	37-16	Aug. 31	Salt Lake City
BYU	W	19-13	Sep. 9	Provo
San Jose State	W	54-16	Sep. 16	Salt Lake City
Arizona*	W	30-24	Sep. 22	Tucson
Stanford*	L	20-23	Oct. 7	Salt Lake City
USC*	L	27-28	Oct. 14	Los Angeles
Arizona State*	L	10-30	Oct. 21	Salt Lake City
Oregon*	L	20-41	Oct. 28	Eugene
UCLA*	W	48-17	Nov. 3	Salt Lake City
Washington State*	L	25-33	Nov. 11	Salt Lake City
Washington*	L	30-33	Nov. 18	Seattle
Colorado*	W	34-13	Nov. 25	Salt Lake City
Heart of Dallas Bowl				
West Virginia	W	30-14	Dec. 26	Dallas

LEGEND

- *=Conference Games
- h=Homecoming Games
- ^=Overtime
- ^^=2 Overtimes
- ^^^=3 Overtimes

2018 (9-5, 6-3 Pac-12)

Head Coach: Kyle Whittingham

Weber State	W	41-10	Aug. 30	Salt Lake City
Northern Illinois	W	17-6	Sep. 8	DeKalb
Washington*	L	7-21	Sep. 15	Salt Lake City
Washington State*	L	24-28	Sep. 29	Pullman
Stanford*	W	40-21	Oct. 6	Stanford
Arizona*	W	42-10	Oct. 12	Salt Lake City
USC*(h)	W	41-28	Oct. 20	Salt Lake City
UCLA*	W	41-10	Oct. 26	Pasadena
Arizona State*	L	20-38	Nov. 3	Tempe
Oregon*	W	35-25	Nov. 10	Salt Lake City
Colorado*	W	30-17	Nov. 17	Boulder
BYU	W	35-27	Nov. 24	Salt Lake City
Pac-12 Championship				
Washington	L	3-10	Nov. 30	Santa Clara
Holiday Bowl				
Northwestern	L	20-31	Dec. 31	San Diego

2019 (11-3, 8-1 Pac-12)

Head Coach: Kyle Whittingham

BYU	W	30-12	Aug. 29	Provo
Northern Illinois	W	35-17	Sept. 7	Salt Lake City
Idaho State	W	31-0	Sept. 14	Salt Lake City
USC*	L	30-23	Sept. 20	Los Angeles
Washington State*(h)	W	38-13	Sept. 28	Salt Lake City
Oregon State*	W	52-7	Oct. 12	Corvallis
Arizona State*	W	21-3	Oct. 19	Salt Lake City
California*	W	35-0	Oct. 26	Salt Lake City
Washington*	W	33-28	Nov. 2	Seattle
UCLA*	W	49-3	Nov. 16	Salt Lake City
Arizona*	W	35-7	Nov. 23	Tucson
Colorado*	W	45-15	Nov. 30	Salt Lake City
Pac-12 Championship				
Oregon	L	15-37	Dec. 6	Santa Clara
Alamo Bowl				
Texas	L	10-38	Dec. 31	San Antonio



Kyle Whittingham has been a part of 207 wins in 25 years as an assistant and head coach at Utah.

INFORMATION

HERE'S UTAH

2020 OUTLOOK

PLAYER BIOS

COACHES & STAFF

SERIES HISTORY

2019 IN REVIEW

BOWL HISTORY

RECORD BOOK

SALT LAKE CITY



- No. 3 State for Business and Careers (Forbes)
- No. 5 Best Downtown in America (Livability.com)
- Seven major ski resorts within 30 minutes of downtown
- Ten national parks within a day's drive

UNIVERSITY OF UTAH



- One of 65 institutions in the Association of American Universities
- Enrollment over 32,000
- Top 25 Public Research University
- Nobel Prize winner Mario Capecchi
- Numerous nationally acclaimed programs
- 100 undergraduate and 90 graduate majors

COMING 2021!



Rice-Eccles Stadium is undergoing an \$80 million renovation and expansion. The current south end zone structure will be replaced with the Ken Garff Performance Zone connecting the east and west sides of the stadium and increasing capacity to 51,444.

TO BECOME AN INSIDER AND RECEIVE UPDATES ON THE PROJECT AND PREMIUM SEATING OPPORTUNITIES, PLEASE VISIT KENGARFFPERFORMANCEZONE.COM

W T G

SOLOMON ENIS

BRYAN THOMPSON

NICK FORD

ORLANDO UMANA

FEARS

PASSION

FA

ENDURANCE

UNITY

FOOTBALL

