




2023 UTAH FOOTBALL

MEDIA GUIDE


THE ROAD TO THE NFL



GARETT BOLLES



DEVIN LLOYD



JAYLON JOHNSON



BRITAIN COVEY

CURRENT NFL UTES

JACKSON BARTON, OL
LEKI FOTU, DT
TYLER HUNTLEY, QB
MARCUS WILLIAMS, S
CLARK PHILLIPS III, CB
DALTON KINCAID, TE
JOHN PENISINI, DT
ERIC ROWE, CB
JAYLON JOHNSON, CB

ARIZONA MOHAMOUD DIABATE, LB
ARIZONA HUNTER THEDFORD, TE
BALTIMORE GARETT BOLLES, OL
BALTIMORE TIM PATRICK, WR
ATLANTA DARRIN PAULO, OL
BUFFALO JULIAN BLACKMON, S
CAROLINA MATT GAY, K
CAROLINA ZACK MOSS, RB
CHICAGO DEVIN LLOYD, LB

CLEVELAND NEPHI SEWELL, LB
CLEVELAND COLE FOTHERINGHAM, TE
DENVER BRITAIN COVEY, WR
DENVER MITCH WISHNOWSKY, P
DETROIT JAVELIN GUIDRY, CB
INDIANAPOLIS BRADLEE ANAE, DE
INDIANAPOLIS CODY BARTON, LB
INDIANAPOLIS TERRELL BURGESS, S
JACKSONVILLE BRAEDEN DANIELS, OL

NEW ORLEANS
LAS VEGAS
PHILADELPHIA
SAN FRANCISCO
NY JETS
NY JETS
WASHINGTON
WASHINGTON
WASHINGTON



HOME OF THE UTES!

An \$80 million renovation and expansion of Rice-Eccles Stadium was completed prior to the 2021 season with the addition of the Ken Garff Red Zone.

The new south end zone structure features a concourse connecting the east and west sides, premium areas and additional general seating to increase capacity to 51,444.



UTAH FAST FACTS

GENERAL INFORMATION

Location: Salt Lake City, Utah
 SLC Population: 199,723
 Metro Population: 1.26 million
 Elevation: 4,657 feet above sea level
 President: Dr. Taylor Randall
 Director of Athletics: Mark Harlan
 Founded: 1850
 Enrollment: 34,462
 Conference: Pac-12
 Nickname: Utes
 Colors: Red, White and Black
 Mascot: Swoop (red-tailed hawk)
 Stadium: Rice-Eccles Stadium (51,444)
 Surface: FieldTurf
 Facility: Spence & Cleone Eccles Football Center
 Indoor Field: Spence Eccles Field House
 Website: www.UtahUtes.com

DEPARTMENT PHONE NUMBERS

Athletics Department: (801) 581-8171
 Football Office: (801) 581-7684
 Communications: (801) 581-3510 / 3511
 Stadium Press Box: (801) 581-4783 / 8210
 Ticket Office: (801) 581-UTIX (8849)
 Communications Fax: (801) 581-4358
 Football Fax: (801) 585-3808

UTAH SCHEMES

Offense: Spread
 Defense: 4-2

REVIEWING 2022

Overall Record: 10-4
 Pac-12 Record: 7-2 (Tied-2nd)
 Pac-12 Championship (vs. USC, W 47-24)
 Rose Bowl (vs. Penn State, L 35-21)

CREDITS

Editorial and Layout: Jordie Lindley, Ryan Gallant
Covers: Dylan Smith, Douglas Wilson, Jordie Lindley
Contributors: Chris Healy, Lynde Hoopes, Paul Kirk
Photography: Hunter Dyke, Hannah Bettis, Dylan Smith, Liv Medivitz, Forrest Gmitro, Maddie Hansen, Bryan Byerly, Rob Gray, Evan Jones, Harry Caston, Kory Mortensen, Steve Wilson, Tom Smart, University of Utah, Walter Dixon, Joe Faraoni/
 ESPN Images, Terry Baker, Dennis Hubbard, Ernie Anderson, U. Special Collections-J.W. Marriott Library, Steve Greenwood, Salt Lake Convention and Visitors Bureau, Utah Travel Council, Richard Bart Green/Don Green Photography, Mitch Dumke, Russ Isabella, Carter Bennett, Thom Kendall.



Information in the 2023 Utah Football Media Guide is accurate as of our print date, but some parts could update throughout the season. Scan any QR code (like this one) throughout our Media Guide for corresponding up-to-date information.

INFORMATION 1

Utah Fast Facts	1
2023 Schedule	2
Directions to Rice-Eccles Stadium	2
Athletics Facility Locations	2
Utah Communications Staff Contacts	3
Athletics Staff Directory	3
Utah Media Outlets	4
Television and Radio Coverage	5

HERE'S UTAH 7

Utah Football Tradition	8
The University of Utah	9
Utah Traditions	10
The MUSS	11
Rice-Eccles Stadium	12-13
Spence & Cleone Eccles Football Center	14

2023 OUTLOOK 15

2023 Roster	16-17
Pronunciation Guide	17
2023 Scouting Report	18-22

PLAYER PROFILES 23

Returner Bios	24-44
Incoming Utes	45-50

COACHES AND STAFF 51

Head Coach Kyle Whittingham	52-55
Morgan Scalley	56-57
Andy Ludwig	58-59
Jim Harding	60
Alvis Whitted	61
Luther Ellis	62
Quinton Ganther	63
Lewis Powell	64
Sharrieff Shah	65
Colton Swan	66
Freddie Whittingham	67
Football Staff	68-69
Athletics Director Mark Harlan	70-71
Athletics Department Senior Directors	71
President Dr. Taylor Randall	72

SERIES HISTORY 73

Series Records	74
Series vs. Conferences	74
Scores Against NCAA Opponents	75-80
2023 Series Summaries	81

2022 IN REVIEW 83

Awards & Rankings	84
Statistics	85-89
Game-by-Game Starters	90

BOWL HISTORY 91

Bowl Game Results	92
New Year's Six Bowl Seasons	93-94
Bowl Game Summaries	95-111

RECORD BOOK 113

Season Record and Coach	114
Conference Finishes	115
National Rankings History	116-118
Games Against Ranked AP Opponents	119
Network TV Games	120-121
Single Game Leaders	122
Yearly Leaders	123-124
The Longest Yard	125-126
100-Yard Multiples	127
Late-Game Heroics	128
Individual Records	129-143
Team Records	144-153
Rice-Eccles Stadium Records	154-155
Bowl Records	156-158
National Awards	159
Academic All-Americans	159
All-Americans (by Year)	159-163
All-Americans (by Outlet)	164-166
Conference Awards	167
All-Conference	167-172
Academic All-Conference	173-175
Players of the Week	176-177
Notable Numbers	178-179
NFL Draft Picks (by Round)	180-181
NFL Draft Picks (by Team)	182-183
Utes in the NFL	184-186
All-Time Lettermen	187-196
Homecoming Games	197
All-Time Schedules & Results	198-208



2023 Schedule

2023 SCHEDULE

Date	Opponent	Location	Time (MT)	TV	Series	Last Meeting
Aug. 31 (Thu.)	Florida	Salt Lake City (Rice-Eccles Stadium)	6 p.m.	ESPN	0-2	2022, L 29-26
Sept. 9	at Baylor	Waco, Texas (McLane Stadium)	10 a.m.	ESPN	First Meeting	N/A
Sept. 16	Weber State	Salt Lake City (Rice-Eccles Stadium)	Noon	Pac-12	6-0	2021, W 40-17
Sept. 23	UCLA* (HC)	Salt Lake City (Rice-Eccles Stadium)	TBA	TBA	8-12	2022, L 42-32
Sept. 29 (Fri.)	at Oregon State*	Corvallis, Ore.	7 p.m.	FS1	12-12-1	2022, W 42-16
Oct. 7	Bye					
Oct. 14	California*	Salt Lake City (Rice-Eccles Stadium)	TBA	TBA	6-6	2019, W 35-0
Oct. 21	at USC*	Los Angeles, Calif. (L.A. Coliseum)	TBA	TBA	9-13	2022, W 43-42
Oct. 28	Oregon*	Salt Lake City (Rice-Eccles Stadium)	TBA	TBA	12-24	2022, L 20-17
Nov. 4	Arizona State*	Salt Lake City (Rice-Eccles Stadium)	TBA	TBA	11-22	2022, W 34-13
Nov. 11	at Washington*	Seattle, Wash. (Husky Stadium)	TBA	TBA	2-13	2020, L 24-21
Nov. 18	at Arizona*	Tucson, Ariz. (Arizona Stadium)	TBA	TBA	26-19-2	2022, W 45-20
Nov. 25	Colorado*	Salt Lake City (Rice-Eccles Stadium)	TBA	TBA	34-32-3	2022, W 63-21
Dec. 1 (Fri.)	Pac-12 Championship	Las Vegas, Nev. (Allegiant Stadium)	6 p.m.	ABC		

*Denots Pac-12 Conference game (HC) Denotes Homecoming

DIRECTIONS TO RICE-ECCLES STADIUM

From Salt Lake International Airport to Rice-Eccles Stadium:

Follow signs toward I-80 East out of the airport. In four miles, take Exit 121 for 600 South. Continue on 600 South for several blocks, then turn left onto 700 East. At the second light (400 South), turn right. Go up the hill as the street bends and becomes 500 South. Continue through the light at 1300 East and get in the left lane. Rice-Eccles Stadium is a half block up on the left. Take left turn into the parking lot west of the stadium.

ATHLETIC FACILITY LOCATIONS

RICE-ECCLES STADIUM

451 South, 1400 East

JON M. HUNTSMAN CENTER

1825 E. South Campus Drive Front

SPENCE AND CLEONE ECCLES FOOTBALL CENTER

580 South Guardsman Way

SPENCE ECCLES FIELD HOUSE

650 South Guardsman Way



The 2023 season will mark the first seven-game home schedule for Utah since 2019.



Future Non-Conference Schedules

INFORMATION

HERE'S UTAH

2023 OUTLOOK

PLAYER BIOS

COACHES & STAFF

SERIES HISTORY

2022 IN REVIEW

BOWL HISTORY

RECORD BOOK



Staff Directory

STRATEGIC COMMUNICATIONS STAFF

FOOTBALL CONTACTS



JORDIE LINDLEY
Assistant A.D.



RYAN GALLANT
Associate Director



PAUL KIRK
Sr. Associate A.D.



JOHN VU
Associate Director



MADY WHITE
Associate Director



CORIE SUE HOLMES
Associate Director



MARK INSERRA
Assistant Director



LYNDE HOOPES
Administrative Asst.

Name	Title	Phone	Email
Jordie Lindley	Assistant A.D. (primary football contact)	801-647-8174	jindley@huntsman.utah.edu
Ryan Gallant	Associate Director (secondary football contact)	801-554-8545	rgallant@huntsman.utah.edu
Paul Kirk	Senior Associate A.D.	801-581-3511	pkirk@huntsman.utah.edu
John Vu	Associate Director	714-728-9163	jvu@huntsman.utah.edu
Mady White	Associate Director	801-458-8347	mwhite@huntsman.utah.edu
Corie Sue Holmes	Associate Director	801-389-0203	cholmes@huntsman.utah.edu
Mark Inserra	Assistant Director	973-896-5656	minserra@huntsman.utah.edu
Lynde Hoopes	Administrative Assistant	801-581-3510	lhoopes@huntsman.utah.edu

FOOTBALL COACHES

Kyle Whittingham	Head Coach	Sharrieff Shah	Cornerbacks/Special Teams Coordinator
Andy Ludwig	Offensive Coordinator/Quarterbacks	Colton Swan	Linebackers
Morgan Scalley	Defensive Coordinator/Safeties	Alvis Whitted	Wide Receivers
Jim Harding	Assistant Head Coach/Offensive Line	Freddie Whittingham	Tight Ends/Recruiting Coordinator
Quinton Ganther	Running Backs	Luther Elliss	Defensive Tackles
Lewis Powell	Defensive Ends	Doug Elisaia	Strength & Conditioning

ATHLETICS SENIOR DIRECTORS

		PHONE	EMAIL
Mark Harlan	Athletics Director	801-581-3508	mharlan@utah.edu
Charmelle Green	Deputy Athletics Director (COO/SWA)	801-646-6514	cgreen@huntsman.utah.edu
John Jentz	Executive Senior Associate A.D. (Business Operations/CFO)	801-585-7386	jjentz@huntsman.utah.edu
Manny Hendrix	Sr. Associate A.D. (Alumni Engagement)	801-585-7233	mhendrix@huntsman.utah.edu
Paul Kirk	Sr. Associate A.D. (Strategic Communications)	801-581-3511	pkirk@huntsman.utah.edu
Jason Greco	Sr. Associate A.D. (Compliance)		jgreco@huntsman.utah.edu
Cathy Badger	Sr. Associate A.D. (Academic Services)		cbadger@huntsman.utah.edu
Jeff Rudy	Associate A.D. (Football Administration)	801-581-8563	jrudy@huntsman.utah.edu
Liz Prince	Associate A.D. (Sport Admin./S-A Wellbeing)		lprince@huntsman.utah.edu
Gavin Gough	Associate A.D. (Facilities/Operations/Capital Projects)	801-585-5601	ggough@huntsman.utah.edu
Keith Embray	Associate A.D. (EDI & Student Belonging)		keith.embray@utah.edu
Rob Clark	Associate A.D. (Development)	801-213-4097	rob.clark@utah.edu
Sean Farrell	Associate A.D. (Sales/Development)	801-581-8849	sfarrell@huntsman.utah.edu

FOOTBALL SUPPORT STAFF

		EMAIL
Robert Blechen	Director of Player Personnel	rblechen@huntsman.utah.edu
Matt Dimmitt	Director of Football Video	mdimmitt@huntsman.utah.edu
Adam Fry	Director of Football Operations	afry@huntsman.utah.edu
Mike Corbett	Associate Director of Football Operations	mcorbett@huntsman.utah.edu
Gianna Colosimo	Assistant Director of Football Operations	gcolosimo@huntsman.utah.edu
Hannah Bettis	Director of Football Creative Services	hbettis@huntsman.utah.edu
Joe McBeth	Head Football Athletics Trainer	jmcbeth@huntsman.utah.edu
Natalia Benitez-Hilton	Assistant to the Head Coach	nbenitez-hilton@huntsman.utah.edu
Cyrus Satoafaiga	Coordinator of Football Academics	csatoafaiga@huntsman.utah.edu
Kelly Sharitt	Executive Director of Equipment Operations	ksharitt@huntsman.utah.edu

OTHER IMPORTANT TELEPHONE NUMBERS

Athletics Department	801-581-8171
Ticket Office	801-581-8849
Football Office	801-587-8355
Stadium Press Box	801-581-4783 / 581-8210

MAILING/OVERNIGHT ADDRESS

University of Utah Athletics Department
1825 E. South Campus Dr.
Salt Lake City, UT 84112-0900

INFORMATION

HERES UTAH

2023 OUTLOOK

PLAYER BIOS

COACHES & STAFF

SERIES HISTORY

2022 IN REVIEW

BOWL HISTORY

RECORD BOOK



Media Outlets

INFORMATION

HERE'S UTAH

2023 OUTLOOK

PLAYER BIOS

COACHES & STAFF

SERIES HISTORY

2022 IN REVIEW

BOWL HISTORY

RECORD BOOK

NEWSPAPERS

Deseret News

55 N. 300 West, Suite 500
Salt Lake City, UT 84101
801-237-2161
sports@desnews.com
Jeff Call, Beat Writer
jeffc@deseretnews.com

Salt Lake Tribune

90 S. 400 West, Suite 700
Salt Lake City, UT 84101
801-257-8900
sports@sltrib.com
Kevin Reynolds
kreynolds@sltrib.com
Alex Vejar
avejar@sltrib.com
Gordon Monson, Columnist
gmonson@sltib.com

Daily Utah Chronicle

University of Utah Student Media
801-581-8443
Sean Overton, Sports Editor
s.overton@ustudentmedia.com

Provo Daily Herald

P.O. Box 717
Provo, UT 84603
801-344-2555
dhsports@heraldextra.com
Darnell Dickson, Sports Reporter
ddickson@heraldextra.com
Jared Lloyd, Sports Reporter
jlloyd@heraldextra.com

Standard Examiner (Ogden)

sports@standard.net
Brett Hein, Sports Reporter
b.hein@standard.net
801-625-4258

Logan Herald Journal

Shawn Harrison, Sports Editor
sharrison@hjnews.com
435-752-2121 (ext. 333)

WIRE SERVICES

Associated Press

90 South 400 West, Suite 670
Salt Lake City, UT 84101
801-322-3405
Ed Montes, Sports Writer
emontes@ap.org

SPORTS RADIO

ESPN 700 (Utah Flagship)

50 W. Broadway, Suite 200
Salt Lake City, UT 84101
877-353-0700
Bill Riley, Brand Director/
Midday Host/Play-by-Play
bill@espn700sports.com
Scott Mitchell, Analyst
scott.mitchell19@gmail.com

KSL Sports Zone (97.5/1280)

301 W. South Temple
Salt Lake City, UT 84101
801-325-2500
Scott Garrard, Program Director
sgarrard@1280thezone.com

KSL Newsradio (102.7/1160)

Broadcast House
P.O. Box 1160
Salt Lake City, UT 84110
801-575-5535

TELEVISION

KSL-TV (NBC)

Broadcast House
5 Triad Center
Salt Lake City, UT 84110
801-575-5535
Jeremiah Jensen, Anchor/Reporter
jjensen@ksl.com
Sam Farnsworth, Anchor/Reporter
sfarnsworth@ksl.com

KTVX-TV (ABC)

2175 West 1700 South
Salt Lake City, Utah 84104
801-975-4428
Wesley Ruff, Sports Director
wesley@abc4.tv
Dana Greene, Anchor/Reporter
dana.greene@abc4.com

KUTV-TV (CBS)

299 S. Main St. Suite 150
Salt Lake City, UT 84111
801-839-1234
sports@kutv2.com
Dave Fox, Sports Anchor
davefox@kutv2.com
David James, Sports Anchor
djames@kutv2.com
Adam Mikulich, Reporter/Anchor
amikulich@kutv2.com

KSTU-TV (FOX)

5020 W. Amelia Earhart Dr.
Salt Lake City, UT 84116
801-536-1313
Jeff Rhineer, Anchor/Reporter
jeff.rhineer@fox13now.com
Morgan Vance, Anchor/Reporter
morgan.vance@fox13now.com
Andrea Urban, Anchor/Reporter
andrea.urban@fox13now.com

WEB OUTLETS

KSL.com

Josh Furlong, Beat Reporter
jfurlong@ksl.com

KSLSports.com

Michelle Bodkin
mbodkin@ksl.com

UteZone (247Sports)

Steve Bartle
sbartle5621@gmail.com

UTAH FOOTBALL ONLINE



WEB

utahutes.com



YOUTUBE

youtube.com/user/uathletics



TWITTER

@UtahAthletics
@Utah_Football



FACEBOOK

Facebook.com/uathletics
Facebook.com/utahutesfootball



INSTAGRAM

@utahathletics
@utahfootball



TIKTOK

@utahathletics
@utah_football

COLLEGE PRESS BOX

collegepressbox is the official media website for Division I football. Access and download game notes, quotes, statistics, media guides, headshots, logos and more for all FBS schools, conferences, postseason games, awards and the College Football Playoff. For access, please register for an account at collegepressbox.com/register.

collegepressbox





Television and Radio Coverage

PAC-12 CONFERENCE TELEVISION

Pac-12 Conference television partners ESPN, FOX Sports, and Pac-12 Networks will provide complete coverage of the entire Pac-12 home football schedule during the 2023 season. ESPN will televise Pac-12 football on ABC, ESPN, ESPN2 or ESPNU, while FOX Sports will air its games on FOX or FS1. Both network partners will simulcast select games on ESPN Deportes and FOX Deportes.

Pac-12 Networks was created in 2011 and features one national and four regional full-time native HD linear networks available to video programming operators, as well as a network of digital properties dedicated solely to the Pac-12. The networks televise 850 live events across 27 sports annually and provide 24/7 access to Pac-12 teams and universities.

The Pac-12 digital platform includes Pac-12.com, the official athletic websites of member universities, mobile applications, social media and other innovative digital initiatives across the company.

Additionally, the Pac-12 Now app allows you to carry your team in your pocket. A cable or live TV streaming subscription is needed to access live features, but with the mobile app, you can watch on the go, check scores and highlights, and tune in to your preferred Pac-12 Networks channel. The Pac-12 Now app is available on Amazon Fire TV, select Amazon Kindle and Fire devices, Apple TV, Google Chromecast, Android and iOS devices.



UTAH SPORTS RADIO NETWORK

ESPN 700 (KALL-AM) has been the radio home to University of Utah athletics since 1951. ESPN 700, which has a 50,000-watt evening and weekend signal, and a 10,000-watt daytime signal, is one of two stations in the Utah Sports Radio Network. The other is KOAL 750 AM in Price. All of Utah's games on ESPN 700 can also be heard live on the Internet at UtahUtes.com. They will also be carried by SiriusXM Satellite Radio as well as Tunein Radio.

Managing the radio network is Utes Sports Properties, a division of Learfield, under general manager Matt Smith. Utes Sports Properties is in its seventh year as the multi-media rights partner for Utah Athletics and brokered the most recent contract extension with ESPN 700—a five-year agreement signed in the spring of 2022.

Handling the play by play for the Ute broadcasts is Bill Riley, who is in his 15th year as the "Voice of the Utes." Riley is a 30-year veteran of radio and television and has won numerous awards as both as host and play-by-play broadcaster,

including three NSMA Utah Sportscaster of the Year honors (2012, '15, '22).

Riley is joined in the booth by former Ute quarterback Scott Mitchell, who is in his sixth season as the analyst. Mitchell played at Utah from 1987-89 and holds several of Utah's passing and total offense records. Mitchell then played in the NFL from 1990-2001, throwing for over 15,000 yards and 95 touchdowns. He was the head football coach at Springville High School from 2008-11. Former linebacker Steven Sylvester is in his second third as the sideline reporter. Sylvester played for the Utes from 2006-09 and was a first-team All-Mountain West selection as a senior.

Highlighting ESPN 700's game-day coverage are four hours of pre-game coverage and two-hour post-game shows that include live interviews with players and coaches and expert analysis. The Kyle Whittingham Show, hosted by Riley, airs on ESPN 700 every Tuesday during the regular season. The show is broadcast live from 6-7 p.m. MT.



Bill Riley, Steven Sylvester and Scott Mitchell (left to right) form the Utah radio team.

INFORMATION

HERE'S UTAH

2023 OUTLOOK

PLAYER BIOS

COACHES & STAFF


SERIES HISTORY

2022 IN REVIEW

BOWL HISTORY

RECORD BOOK





The University of Utah campus, with an enrollment of more than 34,000, is nestled against the foothills of the Wasatch Mountains.

HERE'S UTAH



Utah Football Tradition

INFORMATION

HERE'S UTAH

2023 OUTLOOK

PLAYER BIOS

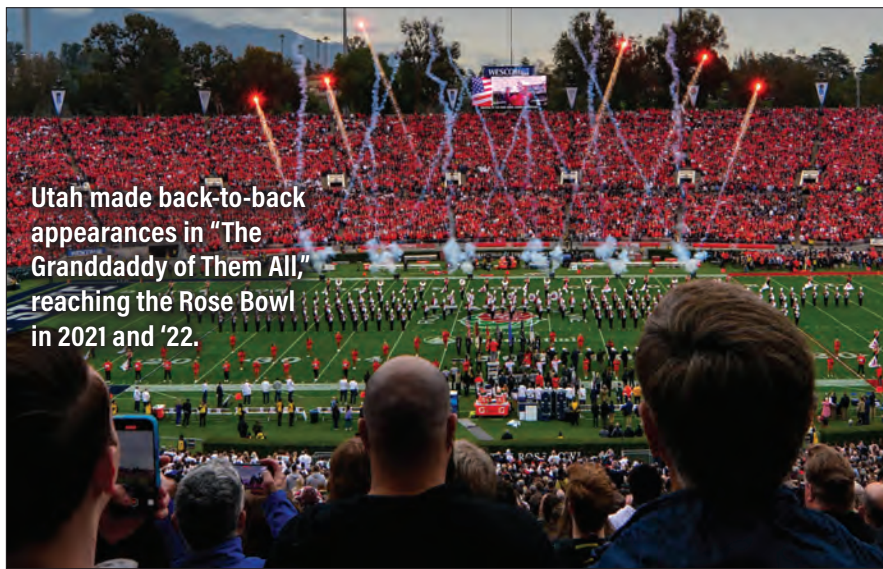
COACHES & STAFF

SERIES HISTORY

2022 IN REVIEW

BOWL HISTORY

RECORD BOOK



Utah made back-to-back appearances in "The Granddaddy of Them All," reaching the Rose Bowl in 2021 and '22.

BOWL GAMES SINCE 2000

2001	W	USC	Las Vegas
2003	W	Southern Miss	Liberty
2005 ('04)	W	Pittsburgh	Fiesta
2005	W	Georgia Tech	Emerald
2006	W	Tulsa	Armed Forces
2007	W	Navy	Poinsettia
2009 ('08)	W	Alabama	Sugar
2009	W	California	Poinsettia
2010	L	Boise State	Las Vegas
2011	W	Georgia Tech	Sun
2014	W	Colorado State	Las Vegas
2015	W	BYU	Las Vegas
2016	W	Indiana	Foster Farms
2017	W	West Virginia	Heart of Dallas
2018	L	Northwestern	Holiday
2019	L	Texas	Alamo
2022 ('21)	L	Ohio State	Rose
2023 ('22)	L	Penn State	Rose

A TOP 25 PROGRAM

Utah has finished in the Top 25 on 11 occasions since 2003, including three consecutive seasons from 2014-16. The Utes have gone 13-5 in bowl games since 2000.



Utah Athletics History

WINNING PROGRAM

- Averaged nine wins per season in years with a full schedule since 2003, including nine 10-win seasons: 10-2 in 2003, 12-0 in 2004, 13-0 in 2008, 10-3 in 2009, 10-3 in 2010, 10-3 in 2015, 11-3 in 2019, and 10-4 both in 2021 and '22.
- Ten finishes in the AP Top 25 poll since 2003: No. 21 in 2003, No. 4 in 2004, No. 2 in 2008, No. 18 in 2009, No. 21 in 2014, No. 17 in 2015, No. 23 in 2016, No. 16 in 2019, No. 12 in 2021 and No. 7 in 2022. Utah also was ranked No. 23 in the final 2010 Coaches Poll.

THE PAC-12 ERA

- Utah won its first Pac-12 Championships in 2021 and '22.
- The Utes have played in the Pac-12 title game two other times after claiming the Pac-12 South Division outright in 2018 and '19. Also tied for the Pac-12 South title in 2015.
- Recorded its best league record (8-1) in both 2019 and '21.
- Winning record in Pac-12 play in eight of the past nine years.

CFP RANKINGS

- Finished in the College Football Playoff top 25 seven times: No. 22 in 2014, No. 22 in 2015, No. 19 in 2016, No. 17 in 2018, No. 11 in 2019, No. 11 in 2021, and No. 8 in 2022
- Appeared in the CFP ranking every week for the first three years of the system (2014-16), all six weeks in 2019 and '22, plus five weeks in 2018 and '21.

BOWL ROLL

- Eighteen bowl appearances since 2000 with a 13-5 record. Made nine consecutive bowl appearances from 2003-11. Nine straight seasons bowl-eligible.
- Four appearances in what is now the CFP New Year's Six, defeating Pittsburgh in the 2005 Fiesta Bowl and Alabama in the 2009 Sugar Bowl, also reaching the 2022 and '23 Rose Bowl.
- Won nine consecutive bowl games from 1999-2009 to tie for the second-longest bowl win streak in NCAA history.
- A member of the Mountain West Conference at the time, five of Utah's nine consecutive bowl wins were against Power Five conference teams: Alabama, California, Georgia Tech, Pittsburgh and USC.
- 17-8 all-time bowl record.

TOP COACH

- Kyle Whittingham, in his 19th year as Utah's head coach, is the longest tenured coach in the Pac-12 and second-longest in the nation at the same school. He is Utah's winningest coach with 154 victories.
- Whittingham has earned National Coach of the Year honors in

two seasons, most recently winning the Dodd Trophy in 2019. In 2008, he was recognized by both the American Football Coaches Association (AFCA) and the Paul "Bear" Bryant Awards committee.

- Whittingham was named the Pac-12 Conference Coach of the Year in 2019 and 2021.
- Whittingham's 11 bowl wins (11-5) tie him for second among active coaches and ranks in the top-10 all-time (including ties).
- Whittingham has 21 wins over ranked teams, including seven in the top 10: No. 4 Alabama (2009), No. 5 Stanford (2013), No. 8 UCLA (2014), twice against Oregon in 2021 (No. 4, No. 10) and twice over USC in 2022 (No. 7, No. 4).

ALL-AMERICANS

- Twenty-four major First-Team All-American honors since 2002.
- Alex Smith (QB) was a Heisman Trophy finalist and earned two National Player of the Year Awards (Sports Illustrated and The Sporting News) in 2004.
- Tom Hackett (2014 and '15) and Mitch Wishnowsky (2016) swept the Ray Guy Award as the nation's best punter three consecutive years.
- Matt Gay won the Lou Groza Award as the nation's top kicker in 2017.
- Ten Consensus First-Team All-America citations since 2002: Jordan Gross (OL) in 2002, Eric Weddle (S) in 2006, Louie Sakoda (K) in 2008, Tom Hackett (P) in 2014 and '15, Mitch Wishnowsky (P) in 2016, Matt Gay (K) in 2017, Bradlee Anae (DE) in 2019, Devin Lloyd (LB) in 2021 and Clark Phillips III (CB) in 2022.

ACADEMIC ALL-STARS

- Eleven Academic All-America awards since 2000. First-team recognition was earned by Morgan Scalley (2003-04), Alex Smith (2004), Louie Sakoda (2008) and Britain Covey (2020).
- Louie Sakoda earned an NCAA Top VIII citation in 2008.
- Utah has eclipsed 93 percent Graduation Success Rate over the last five years; its 93% score for 2022 tied for fourth-highest among Power Five public institutions.

THE NEXT LEVEL

- Six NFL first round draft picks and 11 others going in the second round since 2000. In the last four NFL Drafts, six Utes have gone in the first three rounds.
- Quarterback Alex Smith was the No. 1 pick in the 2005 NFL Draft.
- School-record eight NFL draft picks in 2017 led the Pac-12 and tied for third in the country. Seven Utes were selected in 2020.
- Forty-six NFL Draft picks since 2009.



The University of Utah is the state's flagship institution of higher education, with 18 schools and colleges, more than 100 undergraduate and 90 graduate degree programs, and an enrollment of more than 34,000 students. It is a member of the Association of American Universities—an invitation-only, prestigious group of 71 leading research institutions marked by excellence in academic expertise and research impact, student success, and securing resources in support of core missions. The U is also a member of the Pac-12, one of the nation's premier athletic conferences.

With ready access to spectacular skiing, mountain biking and hiking and a vibrant array of cultural, culinary and entertainment venues in Salt Lake City, there is a lot going on just beyond campus. Yet what's happening within the university's 1,535-acre hillside campus is even more compelling. At the U, as it is affectionately called, you'll find world-class research, education and clinical care complemented by a lively social, cultural and athletic campus experience.

The U's success in achieving excellence in research and teaching reflects the values of Utah: An unparalleled work ethic and a spirit of entrepreneurship, innovation, collaboration and community service. These qualities have enabled the U to innovate across many fields and pioneer new programs with social impact; generate pathbreaking discoveries; fuel critical research; and inspire innovative approaches to education.



Notable Alumni



About Salt Lake City

The U strives to be a model public university in delivering unmatched value in higher education and health care while making social, economic and cultural contributions that improve the quality of life throughout the state, the nation and the world. The U's reputation for excellence draws top-tier faculty and attracts motivated students from across the country and internationally.

With revenues in excess of \$5 billion (FY20), the university is considered one of Utah's primary economic engines and is among the state's largest employers. The university received \$641 million in FY21 in sponsored research project grants, an institutional record, and funding that has a direct impact on the state's economy. The university is a catalyst for a research corridor through northern Utah that is a hotbed for technology and development activities, colloquially known as Silicon Slopes.

As part of the university, University of Utah Health is the only academic medical center in the state of Utah and provides patient care for the people of Utah, Idaho, Wyoming, Montana, western Colorado and much of Nevada. It also serves as the training ground for the majority of the state's physicians, nurses, pharmacists, therapists, and other health care professionals. U of U Health is comprised of six hospitals and 12 community health care centers. It is also home to ARUP Laboratories, one of the nation's largest reference laboratories, and numerous institutes and centers.

A TOP TIER UNIVERSITY

The U joined the prestigious Association of American Universities in 2019. Utah is now one of 71 AAU institutions, with only 36 of those members coming from Power 5 conferences.



Utah Traditions

INFORMATION

HERE'S UTAH

2023 OUTLOOK

PLAYER BIOS

COACHES & STAFF

SERIES HISTORY

2022 IN REVIEW

BOWL HISTORY


RECORD BOOK



Time to "Light the U" and sing the school fight song with the MUSS after another Utah home victory.

SWOOP

Utah introduced its mascot in 1996. "Swoop" represents a red-tailed hawk, a bird indigenous to the state of Utah.



The University of Utah officially adopted the nickname "Utes" for its athletic teams in 1972. The school uses the nickname with permission of the Ute Tribal Council.

"What is a Ute?" The Utes are an Indian tribe that originally settled Utah. Two of the more common definitions of Ute are "top of the mountains" and "people of the mountains." Other references have Ute defined as "land of the sun." The Utes refer to themselves as "Noochew," meaning "the People."

There are four Ute tribes: The Northern and White Mesa Tribes are based in Utah, while the Southern and Ute Mountain Tribes are in Colorado. The Northern Utes are most closely affiliated with the University of Utah and have a tribal membership of around 3,000. Many of them live on the Uintah and Ouray reservation. The Utes operate their own tribal government, oversee approximately 1.3 million acres of trust land and operate several businesses.

"The Pride of Utah"

Marching Utes began in the 1940s as a military band. In the turbulent '60s, support for the band dwindled, and in 1969, the Associated Students for the University of Utah (ASUU) discontinued its funding. The band was revived in 1976, and since then, the "Pride of Utah" Marching Utes have performed at all home football games, as well as numerous NFL and college bowl games.

To the victor goes the **Beehive Boot**. The authentic pioneer boot has been awarded annually since 1971 to the Utah school with the best record against instate foes. The schools that compete for the

boot are Utah, BYU and Utah State. In its 52-year history, the Beehive Boot has been awarded to Utah 18 times (1978, '88, '93, '94, '95, '99, 2002, '03, '04, '05, '08, '11, '13, '15, '16, '17, '18, '19), BYU 24 times and Utah State nine times.

The **Block U** (elevation 5,300 feet above sea level) was built on Mount Van Cott bordering the Utah campus in 1907. Originally built with limestone, the Block U was later replaced by a cement version. In 1969, the design was modified and 124 lights were installed. A fund-raising campaign in 2006 raised \$400,000 to renovate the aging landmark. Slabs of concrete and steel rebar now reinforce the 5,000-square feet of surface area.

Another major improvement to the Block U was the installation of LED red and white lights, which are controlled through a wireless system. Lights on the 100-foot-tall landmark are illuminated primarily for athletic events and to notify people in the Salt Lake valley that the Utes are playing at home. After Utah victories, the football team gathers in front of the MUSS to **Light the U** and sing the school fight song.





The MUSS, one of the most avid and vocal student fan clubs in the nation, is 7,000 strong at Ute home football games. It was named the Live Más Student Section of the Year by Taco Bell and ESPN in 2021, when it celebrated its 20th anniversary.

Originally known as the Student Fan Club and the Utah Fan Club, the group adopted the name MUSS for the 2002 football season. The name was originally derived from the school fight song lyrics (... No rival band of college fans dare meet us in the muss). Members now refer to MUSS as an acronym for "Mighty Utah Student Section."


MUSS members are easily identified by their customized t-shirts and their policy of standing throughout the entire game. They have a number of other traditions during football games, including the Third Down Jump, in which members jump around and make noise every time the opposing team prepares for a third down play. Other rituals include the U of U Chop, which occurs every time the band plays a specific percussion song and involves MUSS members forming a U with their hands and "chopping" to the beat of the music, and the First Down Chant (members raise their hands in unison, yelling "first down," and mimic the referees by pointing their arm in the direction of the first down).

The line of "5s" hanging in front of the MUSS section refers to the False Start Tally. Whenever the opposing team is charged with a false start, the MUSS hangs a numeral five in front of its section indicating a five-yard penalty.

Every time the Utes score, the band plays the school fight song, signaling the MUSS to sing along to the words of the Utah Fight Song. After every game, Ute team members congregate in front of the MUSS section and join in the singing of the Utah Fight Song.

Watch for the MUSS to regularly "Flash a U," a tradition that began at the Utah women's gymnastics meets in 2001 and soon caught on with all the Ute teams and fans. It involves forming the U mentioned in the U of U Chop and raising it toward the sky.

The MUSS currently sponsors fan clubs for the Utah football, men's basketball, volleyball and gymnastics teams. The football team began sporting a MUSS decal on the back of its helmets in 2004.



UTAH FIGHT SONG

VERSE

*I am a Utah man/fan, sir, and I live across the green.
Our gang, it is the jolliest that you have ever seen.
Our students are the finest and each one's a shining star.
Our yell, you hear it ringing through the mountains near
and far.*

CHORUS

*Who am I, sir? A Utah Man or/Fan am I. A Utah Man or/
Fan, sir, and will be 'til I die; Ki-ji!*

VERSE

*We're up to snuff; we never bluff, we're game for any fuss.
No rival band of college fans dare meet us in the muss.
So fill your lungs and sing it out and shout it to the sky,
we'll fight for dear old Crimson, for a Utah Man or/Fan
am I.*

CHORUS (same)

VERSE

*And when we prom the avenue, all lined up in a row, and
arm in arm and step in time as down the street we go.
No matter if a freshman green or in a senior's gown, the
people all admit we are the warmest gang in town.*

CHORUS (same)

VERSE

*We may not live forever on this jolly good old sphere, but
while we do we'll live a life of merriment and cheer. And
when our college days are o'er and night is drawing nigh,
with parting breath we'll sing that song: "A Utah Man or/
Fan Am I." Go Utes!*



Rice-Eccles Stadium

INFORMATION

HERE'S UTAH

2023 OUTLOOK

PLAYER BIOS

COACHES & STAFF

SERIES HISTORY

2022 IN REVIEW

BOWL HISTORY

RECORD BOOK



1.	52,057	2022
2.	51,817	2021
3.	46,533	2015
4.	46,506	2016
5.	46,462	2019
6.	46,436	2014
7.	46,332	2018
8.	45,913	2017
9.	45,585	2008
10.	45,459	2010

LARGEST CROWDS

1.	53,609	2022	USC
2.	52,724	2021	Oregon
3.	51,951	2022	Stanford
4.	51,922	2021	UCLA
5.	51,919	2022	Arizona
6.	51,729	2022	Oregon State
7.	51,724	2021	Arizona State
8.	51,602	2022	San Diego State
9.	51,538	2021	Colorado
10.	51,531	2022	Southern Utah
11.	51,511	2021	Weber State
12.	51,483	2021	Washington State
13.	47,825	2015	Michigan
14.	47,801	2016	Washington
15.	47,798	2015	California
16.	47,619	2014	USC
17.	47,528	2014	Oregon
18.	47,445	2018	Washington
19.	47,307	2019	UCLA
20.	46,915	2016	BYU

Previous capacities: 45,017 from 1998-2013; 45,807 2014-20

FAST FACTS

- First Game: Sept. 12, 1998
- Largest Crowd: 53,609 (USC, 2022)
- Seating Capacity: 51,444
- Suites: 39
- Premium Seats: 2,391
- Total Chair Seats: 17,691
- Surface: FieldTurf

With its striking design, stunning mountain backdrop and panoramic views, Rice-Eccles Stadium is recognized as one of the most beautiful college stadiums in the country. While the exterior scenery is captivating, the charged atmosphere inside Rice-Eccles Stadium makes it one of the 25 "toughest stadiums in the country" for opposing teams according to Bleacher Report.

That game day experience was greatly enhanced in the fall of 2021 with the completion of the Ken Garff Red Zone at Rice-Eccles Stadium, which added premium seating and increased capacity to 51,444. The \$80 million south end zone project was funded in part by a lead gift of \$175 million from the Ken Garff family, which is the largest donation in Utah Athletics history.

"The success of our student-athletes and our department relies on the extraordinary generosity of our supporters, and the Garff family has been instrumental in elevating Utah Athletics to unimaginable heights," said Director of Athletics Mark Harlan. "This transformational commitment from the Garffs will impact thousands of student-athletes, staff, coaches and fans for years to come, and we are forever grateful for their kindness and support of our University."

No state or taxpayer dollars were used for the project. The former south end zone structure, built in 1982, was the only piece of old Rice Stadium retained when the current structure opened on the same grounds in 1998. The project enclosed the stadium bowl by connecting the east and west concourses on the south end.

The official seating capacity was increased by 5,637 with the addition of several premium seating

options and over 1,000 bleacher seats. The fan experience was greatly enhanced by the addition of luxury suites, loge boxes, ledge and rooftop areas. A field-level club and outdoor patio, recruiting lounge, and restaurant were also included in the new structure, as were additional points of sale for concessions and restrooms.


Addressing the need for improved game day operations, the Ken Garff Red Zone at Rice-Eccles Stadium included new team locker rooms and meeting rooms, as well as dedicated areas for coaches, officials, athletic training, equipment, press operations and the band. The 7,800-square foot south end zone videoboard remained in its current place.

Utah's tremendous fan support in recent years fueled the expansion. Entering the 2023 season, the Utes have played in front of 76-straight home sellouts (72 which exceeded the seating capacity) when fans were allowed to attend extending back to the 2010 opener. In its first 25 years, there have been 95 total standing-room-only crowds.

The top 12 crowds in stadium history were recorded during the last two seasons after ushering in the Ken Garff Red Zone; most recently an average of 52,057 fans jammed into RES throughout 2022. The single-game facility attendance record sits at 53,609 from an instant classic when Utah knocked off USC in 2022.

Prior to the Ken Garff Red Zone, the venue's seating capacity was increased in 2014 from 45,017 to 45,807. As a result, the top eight season attendance averages and the top 20 single-game crowds in Rice-Eccles Stadium history have been recorded over the last eight seasons fans have been allowed to attend (excluding 2020). Dating back to its 13-0 Sugar Bowl campaign of 2008, Utah's average attendance has exceeded the stadium's capacity for 14 consecutive home campaigns.

Rice-Eccles Stadium



Opened in 1998 on the grounds of the old Ute (1927-71) and Rice (1972-97) stadiums, Rice-Eccles Stadium has continued to receive upgrades in ensuing years. The latest was a state-of-the-art video scoreboard completed in the summer of 2016. Measuring 122 x 64 feet and rising 137 feet above ground, it is one of the largest college football video boards in the country. It features a high definition display with a 16:9 aspect ratio. The enhanced software to run the board delivers some of the best special effects in the sports industry and synchronizes with the LED boards in the north end zone.

Another improvement in 2016 was a distributed sound system that enhances the sound quality in every section of Rice-Eccles Stadium while also reducing noise to the surrounding community.

Rice-Eccles Stadium has also hosted a number of other major sporting events, the most prominent being the Opening and Closing Ceremonies of the 2002 Salt Lake Olympic Winter Games. Garth Brooks sold out the venue in 2021 and then returned to fill the place twice more in '22. The Rolling Stones and U2 are two more of the other prominent acts to play in RES.

The initial groundwork for Rice-Eccles Stadium began in 1996, when a fundraising campaign was initiated to replace an aging 32,500-seat structure. A lead gift of \$10 million soon came in from the George S. and Dolores Dore Eccles Foundation, steered by former Ute All-America skier Spence Eccles. The total construction costs ran \$50 million.

Preliminary construction work began in the summer of 1997. Two days after the final home game that fall, wrecking crews moved in and demolished Rice Stadium. Only the south end zone bleachers and the Rice name (Robert L. Rice contributed \$1 million in the 1972 renovation) would carry over to the new venue. Rising from the rubble less than 10 months

later was Rice-Eccles Stadium, an imposing concrete, steel and glass edifice that dominates the Salt Lake skyline.

Visible for miles is the stadium box, located 14 stories above ground and encased in a 400-square-foot expanse of tempered glass. The box is supported by twin towers containing four high-speed elevators. Occupants of the stadium box are treated to sweeping views of the Wasatch Mountains to the east and downtown Salt Lake City, the Great Salt Lake and the Oquirrh Mountains to the west.

The Cleone and Spence Eccles Scholarship Box on Level 4 seats 450 and has indoor-outdoor seating, along with eight suites. The Mezzanine on Level 5 provides another 17 suites.

Level 6 contains the John Mooney Working Press Area, named in honor of the late Ute football writer and Salt Lake Tribune sports editor, and booths for television and radio (among them the Bill Marcroft Radio Booth, named for the former longtime "Voice of the Utes"). The press, TV and radio sections open into the Varsity Reception area, which seats 400 for dining.

The stadium floor has also changed with the times. A Vertex CORE FieldTurf surface was installed in July of 2021, marking the fourth version of FieldTurf laid down in Rice-Eccles since 2002. Previous surfaces (dating back to Ute Field) were natural grass from 1927-71 and again in 2000-01, AstroTurf from 1972-95 and SportGrass from 1995-99.





Spence & Cleone Eccles Football Center

INFORMATION

HERE'S UTAH

2023 OUTLOOK

PLAYER BIOS

COACHES & STAFF

SERIES HISTORY

2022 IN REVIEW

BOWL HISTORY

RECORD BOOK



STATE OF THE ART HOME OF THE UTES

- Includes 150,000-square feet of offices, meeting rooms, player and staff locker rooms, players' lounge, auditorium and two outdoor patios.
- The players' locker room underwent a full renovation in Summer 2023.
- All Utah student-athletes utilize the building's cafeteria and technologically advanced sports medicine and rehabilitation center.
- Attached to the 19,000-square foot Alex Smith Sports Performance Center.
- Within close proximity to the 74,000-square foot indoor Spence Eccles Field House.

The Utes call home one of the premier training facilities in all of college athletics. The Spence and Cleone Eccles Football Center, a 150,000-square foot, \$32 million, state-of-the-art building, was officially dedicated in August of 2013.

The Spence F. and Cleone P. Eccles Family Foundation supplied the lead gift for the facility, with additional major grants from the George S. and Dolores Doré Eccles Foundation and the Sorenson Legacy Foundation.

The Eccles Football Center is equally beautiful as it is functional. The three-story structure features two courtyards and large sweeping glass windows, which provide picturesque views of the Wasatch Mountains to the south and east, and downtown Salt Lake City and the Oquirrh Mountains to the west.

The facility includes a 6,500-square foot locker room, which underwent a full renovation in Summer 2023. Each of the program's 125 players is allocated a custom-crafted locker with roomy and ventilated space, and secure storage for personal belongings. Charging stations for portable electronic devices are also included.

A spacious 3,600-square foot players' lounge, featuring numerous large flat-screen HD televisions, billiard games, a hydration station and group study areas, spills out to a sprawling two-tiered observation deck overlooking the



practice fields. With unparalleled views, the deck is a popular place for team get-togethers and alumni events.

The facility houses over 47,000-square feet of offices, meeting rooms and an auditorium. Each member of the coaching staff is provided with a professional and comfortable office, equipped with the latest technology for maximum efficiency. The building also features a new and expanded 6,500-square foot Utah Football Hall of Fame.



And, the building isn't just for football; the training, rehabilitation and nutritional needs of every Utah student-athlete have been enhanced greatly by the new facility. The Zane Beadles Athletic Training Room, a technologically advanced 17,000-square foot space, includes a dedicated hydrotherapy center and allows the Utah sports medicine staff to utilize cutting edge rehabilitation and therapy techniques. The building also houses a 250-seat cafeteria, serving meals tailored to the specific diets of student-athletes.

The Eccles Football Center is attached to the 19,000-square foot Alex Smith Sports Performance Center, which opened in the summer of 2009. The Spence Eccles Field House, a 74,000-square foot indoor training facility that opened in 2004, sits adjacent to the football center.

In terms of both amenities and size, the Utah football program is assured of having one of the finest training complexes in the nation well into the heart of this century.



Three-time All-Pac-12 selection Brant Kuithe returns for his senior year in 2023.

2023 OUTLOOK



2023 Rosters

	No.	Name	Yr.	Pos.	Ht.	Wt.	Hometown/Previous School
INFORMATION	56	Ka'eo Akana	R-Fr.	DE	6-3	230	Honolulu, Hawaii/Roosevelt HS
		Briton Allen	Jr.	S	6-0	190	Orlando, Fla./USC
	16	Bryson Barnes	Jr.	QB	6-1	209	Milford, Utah/Milford HS
	20	Lander Barton	So.	LB	6-4	242	Cottonwood Heights, Utah/Brighton HS
	1	Miles Battle	Sr.	CB	6-4	205	Houston, Texas/Ole Miss
	36	Cole Becker	Jr.	K	6-3	232	Roseville, Calif./Colorado
	89	Noah Bennee	So.	TE	6-4	235	Holladay, Utah/Olympus HS
	2	Micah Bernard	Jr.	RB	6-0	201	Long Beach, Calif./Gahr HS
	51	Keaton Bills	Jr.	OL	6-4	316	Draper, Utah/Corner Canyon HS
	8	Cole Bishop	Jr.	S	6-2	207	Peachtree City, Ga./Starr's Mill HS
HERE'S UTAH		CJ Blocker	Fr.	CB	6-0	175	Houston, Texas/New Caney HS
	34	Jack Bouwmeester	Sr.	P	6-2	202	Bendigo, Victoria, Australia/Michigan State
	4	JaTravis Broughton	Sr.	CB	5-11	190	Tulsa, Okla./Union HS
	50	Justice Brusatto	So.	SN	6-4	222	West Jordan, Utah/Idaho State
	19	Luca Caldarella	Jr.	WR	6-3	202	Cerritos, Calif./Cerritos College
	14	Josh Calvert	Jr.	LB	6-2	223	Westlake Village, Calif./Washington
		Chase Carter	Sr.	K	6-2	193	Knoxville, Iowa/Morningside University
	65	Logan Castor	R-Fr.	SN	6-5	227	Cottonwood Heights, Utah/Brighton HS
	11	Owen Chambliss	Fr.	LB	6-3	230	Corona, Calif./Centennial HS
	40	Joey Cheek	R-Fr.	K	5-11	202	San Diego, Calif./Cathedral Catholic HS
2023 OUTLOOK	72	Cody Christensen	R-Fr.	TE	6-3	236	Draper, Utah/Corner Canyon HS
	45	Spencer Clegg	R-Fr.	LB	6-1	230	American Fork, Utah/American Fork HS
	11	Makai Cope	So.	WR	6-3	200	Culver City, Calif./Culver City HS
		Tanner Cragun	So.	K	6-2	199	Frisco, Texas/Wakeland HS
	24	Chris Curry	Sr.	RB	5-11	220	Fort Myers, Fla./LSU
	9	Elijah Davis	R-Fr.	CB	6-1	175	Winter Haven, Fla./Auburndale Senior HS
	66	Hunter Deuel	R-Fr.	OL	6-5	305	American Fork, Utah/American Fork HS
		Ben Durham	Fr.	S	6-0	200	Rancho Santa Margarita, Calif./Santa Margarita Catholic HS
	64	Jacob Edmonds	Fr.	OL	6-3	303	Vacaville, Calif./Vacaville HS
	83	Jonah Elliss	Jr.	DE	6-2	246	Moscow, Idaho/Moscow Senior HS
PLAYER BIOS	46	Hayden Erickson	So.	TE	6-2	246	Lehi, Utah/Lehi HS
	61	Kolinu'u Faaiu	So.	OL	6-3	326	Edmonds, Wash./North Creek HS
	0	Logan Fano	Fr.	DE	6-4	246	Spanish Fork, Utah/BYU
	55	Spencer Fano	Fr.	OL	6-5	300	Spanish Fork, Utah/Timpview HS
	7	Van Fillinger	Jr.	DE	6-4	260	Draper, Utah/Corner Canyon HS
		Sione Fotu	Fr.	LB	6-0	226	West Jordan, Utah/Bingham HS
	94	Tevita Fotu	So.	DT	6-5	300	Herriman, Utah/Herriman HS
	54	Hayden Furey	Sr.	LB	6-2	232	Saratoga Springs, Utah/Westlake HS
	1	Jaylon Glover	So.	RB	5-8	205	Lakeland, Fla./Lake Gibson HS
	57	JT Greep	Jr.	SN	6-0	227	Glendora, Calif./Glendora HS
COACHES & STAFF	10	Johnathan Hall	Fr.	S	6-0	217	Houston, Texas/Katy HS
	14	Kaimana Hanohano	R-Fr.	WR	6-2	197	Mesa, Ariz./Highland HS
	79	Alex Harrison	Jr.	OL	6-4	307	Bountiful, Utah/Viewmont HS
		Kashton Henjum	Fr.	WR	6-1	183	Newport Harbor, Calif./Newport Harbor HS
	9	Mack Howard	Fr.	QB	6-2	189	Columbus, Miss./Oxford HS
	30	Nick Howe	So.	CB	5-11	176	Salt Lake City, Utah/Woods Cross HS
	3	Ja'Quinden Jackson	So.	RB	6-2	228	Dallas, Texas/Texas
	13	Nate Johnson	R-Fr.	QB	6-1	195	Clovis, Calif./Clovis HS
	15	Tao Johnson	R-Fr.	CB	6-1	192	Idaho Falls, Idaho/Thunder Ridge HS
	59	Falcon Kaumatule	Jr.	OL	6-8	304	Las Vegas, Nev./Bishop Gorman HS
SERIES HISTORY	13	Chase Kennedy	R-Fr.	DE	6-3	235	Dallas, Texas/The Episcopal School of Dallas
		Landen King	So.	TE	6-5	225	Beaumont, Texas/Auburn
	80	Brant Kuithe	R-Sr.	TE	6-2	229	Katy, Texas/Cinco Ranch HS
	68	Jaren Kump	Jr.	OL	6-5	308	Riverton, Utah/Herriman HS
		Austin LaRue	Fr.	DT	6-2	260	Houston, Texas/Stratford HS
	78	Sataoa Laumea	Jr.	OL	6-4	311	Rialto, Calif./Eisenhower HS
	2	Kenzel Lawler	So.	CB	5-11	184	Corona, Calif./Eleanor Roosevelt HS
		Jonah Lea'ea	Fr.	DE	6-5	240	San Mateo, Calif./Bishop Gorman HS
	92	James LeBaron	R-Fr.	DT	6-3	279	Draper, Utah/Corner Canyon HS
		Caleb Lomu	Fr.	OL	6-5	290	Gilbert, Ariz./Highland HS
2022 IN REVIEW	53	Johnny Maea	Sr.	OL	6-4	310	Salt Lake City, Utah/East HS
	33	Jocelyn Malaska	R-Fr.	CB	6-1	178	Bethany, Okla./Bethany HS
	60	Shintaro Mann	Jr.	OL	5-11	296	Provo, Utah/Timpview HS
RECORD BOOK							

2023 Rosters



No.	Name	Yr.	Pos.	Ht.	Wt.	Hometown/Previous School
23	Faybian Marks	Jr.	CB	5-10	191	Richmond, Texas/George Ranch HS
0	Mikey Matthews	Fr.	WR	5-8	180	Irvine, Calif./Mission Viejo HS
12	Sidney Mbanasor	R-Fr.	WR	6-5	214	Pflugerville, Texas/Pflugerville HS
4	Munir McClain	Jr.	WR	6-4	217	Atlanta, Ga./USC
6	Justin Medlock	R-Fr.	LB	6-0	220	Missouri City, Texas/Manvel HS
20	Jett Meine	R-Fr.	WR	6-0	212	Draper, Utah/Corner Canyon HS
	Mike Mitchell	Fr.	RB	6-0	202	Orange Park, Fla./Middleburg HS
62	Solatoa Moea'i	Fr.	OL	6-5	338	Laie, Hawaii/Punahou School
52	Michael Mokofisi	So.	OL	6-4	320	Woods Cross, Utah/Woods Cross HS
43	Gavin Nawahine	So.	DE	6-2	245	Meridian, Idaho/Rocky Mountain HS
38	Brock Nowatzke	R-Fr.	S	6-0	199	Santa Clara, Utah/Snow Canyon HS
32	Helaman Ofanengau	R-Fr.	DE	6-2	221	Lehi, Utah/Lehi HS
74	Keith Olson	R-Fr.	OL	6-6	312	Napavine, Wash./Napavine HS
81	Connor O'Toole	Jr.	DE	6-4	251	Albuquerque, N.M./La Cueva HS
10	Money Parks	Jr.	WR	5-10	175	Aledo, Texas/Aledo HS
39	Jadon Pearson	Jr.	S	6-3	208	Gilbert, Ariz./Reedley College
77	Simote Pepa	So.	DT	6-3	330	South Jordan, Utah/Bingham HS
	Bobby Piland	Fr.	DT	6-1	302	Rocklin, Calif./Rocklin HS
	Myciah Pittman	Sr.	WR	6-0	214	Tampa, Fla./Florida State
19	Bryson Reeves	Jr.	S	6-1	205	Montrose, Calif./St. Francis HS
21	Karene Reid	Jr.	LB	6-0	227	American Fork, Utah/Timpview HS
7	Cameron Rising	Sr.	QB	6-2	220	Ventura, Calif./Texas
	Nate Ritchie	Fr.	S	6-2	204	Cedar Hills, Utah/Lone Peak HS
8	Brandon Rose	R-Fr.	QB	6-2	205	Temecula, Calif./Murrieta Valley HS
	Josh Rose	Sr.	WR	6-0	176	Atlanta, Ga./Greater Atlanta Christian HS
37	Hunter Schroeder	Fr.	RB	5-9	205	Mendon, Utah/Mountain Crest HS
49	Jason Siaoasi	Sr.	LB	6-0	227	Carlsbad, Calif./Southern Virginia
	Emery Simmons	Sr.	WR	6-1	182	Parkton, N.C./Indiana
	Smith Snowden	Fr.	CB	5-10	180	Lehi, Utah/Skyridge HS
	Dijon Stanley	Fr.	RB	6-0	175	Granada Hills, Calif./Granada Hills Charter HS
24	Darrien "Bleu" Stewart	So.	S	6-0	202	Las Vegas, Nev./Desert Pines HS
47	Miki Suguturaga	Jr.	TE	6-4	256	Kaneohe, Hawaii/Punahou School
58	Junior Tafuna	Jr.	DT	6-3	310	Taylorville, Utah/Bingham HS
57	Keanu Tanuvasa	R-Fr.	DT	6-4	295	Mission Viejo, Calif./Mission Viejo HS
	Isaia Thompson	Fr.	OL	6-4	301	Layton, Utah/Layton HS
73	Tanoa Togiai	So.	OL	6-6	316	Rigby, Idaho/Rigby HS
28	Sione Vaki	So.	S	6-0	208	Antioch, Calif./Liberty HS
16	Zemaiah Vaughn	Jr.	CB	6-2	185	Beaumont, Texas/Beaumont United HS
17	Devaughn Vele	Jr.	WR	6-5	210	San Diego, Calif./Rancho Bernardo HS
95	Aliki Vimahi	Jr.	DT	6-4	310	Kahuku, Hawaii/Kahuku HS
26	Charlie Vincent	Jr.	RB	5-10	200	Salt Lake City, Utah/East HS
76	Zereoue Williams	So.	OL	6-8	310	Phoenix, Ariz./Mountain Pointe HS
27	Daniel Wood	Fr.	RB	5-9	206	Gilbert, Ariz./Highland HS
87	Thomas Yassmin	Sr.	TE	6-5	251	Sydney, Australia/The Scots College
	Daidren Zipperer	Fr.	WR	6-0	175	Lakeland, Fla./Lakeland Senior HS

PRONUNCIATION GUIDE

Micah Bernardmuh-ky
 JaTravis Broughton.....braw-tun
 Makai Copemuh-ky
 Kolinu'u Faaiukoo-lee-new-ew fay-ee-ew
 Van Fillinger.....fill-in-jer
 Tevita Fotutuh-vee-tuh fo-too
 Falcon Kaumatule.....cow-muh-tool-ay
 Brant Kuithe.....keeth-ee

Sataoa Laumeasah-tao-uh lau-may-uh
 Johnny Maeamy-uh
 Faybian Marksfay-bee-in
 Munir McClain.....moo-near
 Michael Mokofisimo-co-fee-see
 Gavin Nawahine.....nah-wah-hee-nay
 Simote Pepa.....suh-mo-tay pep-uh
 Karene Reid.....kuh-ren-ay reed

Miki Suguturaga.....mee-key soo-ga-too-rahg-uh
 Junior Tafuna.....tuh-foo-nuh
 Tanoa Togiai.....tuh-no-uh toe-gee-eye
 Sione Vaki.....see-oh-nay vah-key
 Devaughn Vele.....duh-vawn vay-lay
 Aliki Vimahi.....uh-lee-key vee-mah-hee
 Zereoue Williams.....zare-oh-way

INFORMATION

HERES UTAH

2023 OUTLOOK

PLAYER BIOS

COACHES & STAFF

SERIES HISTORY

2022 IN REVIEW

BOWL HISTORY

RECORD BOOK



2023 Scouting Report

OFFENSE

QUARTERBACKS

With the return of captain Cameron Rising for his senior season, the Utah quarterback room is looking versatile, confident and hungry entering the 2023 season. Andy Ludwig, Utah's quarterback coach and offensive coordinator, enters his fifth year in his second stint with the Utes and is ready to lead the group to new heights this season.

NOTABLE RETURNERS

Bryson Barnes 6-1, 209, Jr. Milford, Utah	Played in 10 games in 2022, 37-of-57 for 430 yds (4 TD)
Nate Johnson 6-1, 195, R-Fr. Clovis, Calif.	Played in 4 games in 2022, 5 rushes for 51 yds and 2 TDs
Cameron Rising 6-2, 220, Sr. Ventura, Calif.	2-Time All-Pac-12, MVP of Pac-12 title game in 2022
Brandon Rose 6-2, 210, R-Fr. Temecula, Calif.	3-star pro-style QB that earned Southwestern League MVP in 2021

SELECT NEWCOMERS

Mack Howard 6-2, 189, Fr. Columbus, Miss.	Joined the Utes in the spring of 2023, 3-star QB with 93 TDs in HS
---	--

WHITTINGHAM'S THOUGHTS

"Having Cam Rising back for his senior season is a great starting point for our football team. Along with being a tremendous player, Cam brings leadership skills and swagger to the field each day. We have other young, talented QB's in the program that bring energy and depth to the position and we are eager to see the competition for the No. 2 and No. 3 spots unfold during fall camp."

OFFENSIVE LINE

Blocking for an offense that ranked in the top-15 in the nation last year in rushing offense and scoring offense, plus 17th in total offense, the Utah offensive line returns three of its five starters in Keaton Bills, Sataoa Laumea and Michael Mokofisi. Mixed in with the talented veterans will be a pair of four-star recruits and several hungry newcomers that are ready to earn their spot in the trenches.

NOTABLE RETURNERS

Keaton Bills 6-4, 316, Jr. Draper, Utah	All-Pac-12 in 2022, 33 career games with 25 starts (all at LG)
Kolinu'u Faaiu 6-3, 326, So. Edmonds, Wash.	Played in 5 games in 2022
Falcon Kaumatule 6-8, 304, Jr. Las Vegas, Nev.	25 career games at Utah
Jaren Kump 6-5, 308, Jr. Riverton, Utah	22 career games with 11 starts (7 at RT, 3 at LT, 1 at RG)
Sataoa Laumea 6-4, 311, Jr. Rialto, Calif.	3-time All-Pac-12, 33 career games with 31 starts (19 at RG, 13 at RT)
Johnny Maea 6-4, 310, Sr. Salt Lake City, Utah	24 career games as a Ute with 2 starts at guard
Michael Mokofisi 6-4, 320, So. Woods Cross, Utah	13 starts as a redshirt freshman in 2022 (12 at RG, 1 at LG)
Tanoa Togiai 6-6, 316, So. Rigby, Idaho	13 career games at Utah, including 11 in 2022
Zereoue Williams 6-8, 310, So. Phoenix, Ariz.	16 career games as a Ute, including in all 14 in 2022

SELECT NEWCOMERS

Spencer Fano 6-5, 300, Fr. Spanish Fork, Utah	HS All-American, 4-star recruit rated the No. 12 OT in the country
Caleb Lomu 6-5, 290, Fr. Gilbert, Ariz.	4-star recruit rated the No. 21 OT in the country
Solatoa Moea'i 6-5, 338, Fr. Laie, Hawaii	3-star recruit returned from mission, All-State as a senior

WHITTINGHAM'S THOUGHTS

"As seems to be the case every year, we expect our offensive line to be a strong suit for us. Despite losing two starters, we feel we have more depth and talent returning this season at this position than maybe ever before. Along with Keaton Bills, Sataoa Laumea and Michael Mokofisi, we have several players that have been waiting behind NFL talent for their shot along with newcomers eager to show what they are capable of."



Cameron Rising



Keaton Bills

INFORMATION

HERE'S UTAH

2023 OUTLOOK

PLAYER BIOS

COACHES & STAFF

SERIES HISTORY

2022 IN REVIEW

BOWL HISTORY

RECORD BOOK

2023 Scouting Report



RUNNING BACKS

After Utah rushed for 3,047 yards and a school record 38 touchdowns in 2022, Utah returns 69-percent of its running back production this season, including quarterback turned running back Ja'Quinden Jackson. With the combination of Jackson, swiss army knife Micah Bernard and power runner Jaylon Glover, along with the return of Chris Curry and newcomers Mike Mitchell and Dijon Stanley, the Utah running back room looks primed to continue the tradition of being one of the best rushing offenses in the Pac-12.

NOTABLE RETURNERS

Micah Bernard 6-0, 201, Jr. Long Beach, Calif.	37 career games with 12 starts, 6 games in 2022 with 70+ AP yds
Chris Curry 5-11, 220, Sr. Fort Myers, Fla.	Won a CFP Championship with LSU in 2019
Jaylon Glover 5-8, 205, So. Lakeland, Fla.	Played in 9 games in 2022, 360 yds on 78 rushes (4 TDs)
Ja'Quinden Jackson 6-2, 228, So. Dallas, Texas	Transitioned to RB in week 4 of 2022, ending the year with 9 TDs

SELECT NEWCOMERS

Mike Mitchell 6-0, 202, Fr. Orange Park, Fla.	4-star recruit, rated the No. 16 running back in the country
Dijon Stanley 6-0, 175, Fr. Granada Hills, Calif.	LA Times Player of the Year in 2022, rated No. 28 athlete in the nation

WHITTINGHAM'S THOUGHTS

"We have had a long standing tradition of producing extremely productive and physical running backs, and this year will be no different. The level of versatility in the running back room this season gives us multiple weapons on the field with proven commodities Ja'Quinden Jackson, Micah Bernard and Jaylon Glover all returning. We are also eager to see the return of Chris Curry along with a mix of highly recruited newcomers hitting the field in fall camp."

WIDE RECEIVERS

One of the most diverse groups for the Utes in 2023, the wide receiver group brings a talented and lengthy group of wideouts to the field this season. The group is led by speedy and athletic juniors Devaughn Vele and Money Parks with a mixture of youth in returners Makai Cope and Munir McClain along with newcomers Mikey Matthews and Daidren Zipperer ready to contribute right away.

NOTABLE RETURNERS

Makai Cope 6-3, 200, So. Culver City, Calif.	Played in 13 games with 3 starts in 2022, had a 21-yd TD vs. Colorado
Sidney Mbanasor 6-5, 214, R-Fr. Pflugerville, Texas	Redshirted in 2022, 3-star recruit out of HS
Munir McClain 6-4, 217, Jr. Atlanta, Ga.	Making switch back to WR, played in 9 games in 2022 at TE
Money Parks 5-10, 175, Jr. Aledo, Texas	414 receiving yds on 26 catches in 2022 (2 TDs)
Devaughn Vele 6-5, 210, Jr. San Diego, Calif.	All-Pac-12 in 2022 with 55 catches for 695 yds (5 TDs)

SELECT NEWCOMERS

Mikey Matthews 5-8, 180, Fr. Irvine, Calif.	Joined the Utes in the spring of 2023, 4-star recruit, 3-time MVP
Daidren Zipperer 6-0, 175, Fr. Lakeland, Fla.	3-star recruit, led HS team to state championship in 2022

WHITTINGHAM'S THOUGHTS

"We rely on our receiver group to not only be effective as pass catchers and route runners, but also physical blockers as well. We need our receiver group to continue to develop that big play mentality this fall with Devaughn Vele and Money Parks leading the way. Devaughn's length and athleticism combined with Money's explosiveness and speed on the outside should provide our offense with multiple weapons on the field at any time."



Ja'Quinden Jackson



Devaughn Vele

INFORMATION

HERES UTAH

2023 OUTLOOK

PLAYER BIOS

COACHES & STAFF

SERIES HISTORY

2022 IN REVIEW

BOWL HISTORY

RECORD BOOK



2023 Scouting Report

INFORMATION

HERE'S UTAH

2023 OUTLOOK

PLAYER BIOS

COACHES & STAFF

SERIES HISTORY

2022 IN REVIEW

BOWL HISTORY

RECORD BOOK

TIGHT ENDS

Housing the only active three-time All-Pac-12 tight end in the conference, "Tight End U" brings back All-American Brant Kuithe to the field this fall to lead a group of diverse and athletic tight ends that will serve as weapons at every position on the field. Kuithe will be joined by rugby turned football star Thomas Yassmin as its two-headed monster with defensive end Miki Suguturaga making the switch to tight end in the spring to give the room even more depth.

NOTABLE RETURNERS

Brant Kuithe 6-2, 229, R-Sr. Katy, Texas	Three-time All-Pac-12, 148 career catches for 1,882 yards
Thomas Yassmin 6-5, 251, Sr. Sydney, Australia	Scored five of his six TDs in 2022 in the final six games

SELECT NEWCOMERS

Landen King 6-5, 225, So. Beaumont, Texas	Transfer from Auburn, No. 9 TE recruit nationally out of HS
---	---

WHITTINGHAM'S THOUGHTS

"Returning a proven commodity like Brant Kuithe to the field will be a key factor for our offense this year. Brant presents a tough matchup for any defense and has the ability to line up in multiple positions and be successful. We are also eager to see Thomas Yassmin continue his progression towards being a consistent threat for us, along with the newcomers learning the system and fitting into our already strong tight end legacy here."



Brant Kuithe

DEFENSE

DEFENSIVE LINE

In a position group that consistently pumps out NFL talent each year, the Utah defensive line room will continue to fit that legacy with speed and size returning at both the defensive end and defensive tackle spots. The room is led by Junior Tafuna with Van Fillinger, Jonah Elliss and Connor O'Toole providing quickness from the outside along with newcomers Logan Fano and Jonah Lea'ea eager to earn playing time this fall.

NOTABLE RETURNERS

Jonah Elliss, DE 6-2, 246, Jr. Moscow, Idaho	All-Pac-12 in 2022 after posting 26 tackles (6.0 TFL)
Van Fillinger, DE 6-4, 260, Jr. Draper, Utah	Had team-high 5.0 sacks in 2022 before season-ending injury
Connor O'Toole, DE 6-4, 251, Jr. Albuquerque, N.M.	Led all DL in 2022 with 41 tackles (4.0 TFL) in first year on defense
Simote Pepa, DT 6-3, 330, So. South Jordan, Utah	Freshman All-American in 2022, 27 tackles (6.0 TFL, 4.0 sacks)
Junior Tafuna, DT 6-3, 310, Jr. Taylorsville, Utah	All-Pac-12 in 2022, 27 career games with 25 consecutive starts
Aliki Vimahi, DT 6-4, 310, Jr. Kahuku, Hawai'i	Played in all 14 games in 2022 with 9 starts

SELECT NEWCOMERS

Logan Fano, DE 6-4, 246, Fr. Spanish Fork, Utah	Two-time all-state, all-region and all-valley as a four-star recruit
Jonah Lea'ea, DE 6-5, 240, Fr. San Mateo, Calif.	Three-star recruit out of Bishop Gorman, Rated No. 10 in Nevada

WHITTINGHAM'S THOUGHTS

"The depth and leadership we have at both defensive end and tackle will play a key part in our defensive scheme this season with Junior Tafuna leading the way. His ability to lead by example and be a consistent voice for the defense this year will be important with newcomers at both positions looking to earn playing time. Along with Tafuna, we have DT's Simote Pepa and Aliki Vimahi and DE's Connor O'Toole, Van Fillinger and Jonah Elliss all looking to make an impact once again, giving us speed and power coming off the edge."



Junior Tafuna

2023 Scouting Report



LINEBACKERS

After bringing in new faces during a competitive 2022 season, the Utah linebacker group returns experience and leadership in All-Pac-12 selection Karene Reid and 2022 Pac-12 Freshman Defensive Player of the Year Lander Barton. The duo will lead a talented and hungry group of youth in true freshman Owen Chambliss and returned missionary Sione Fotu, along with returning production from Justin Medlock and Hayden Furey to round out a solid linebacker room.

NOTABLE RETURNERS

Lander Barton 6-4, 242, So. Cottonwood Heights, Utah	Freshman All-America in 2022 with 46 tackles (8.0 TFL, 4.5 sacks)
Sione Fotu 6-0, 226, Fr. West Jordan, Utah	Played in 5 games in 2020 before leaving on a church mission
Hayden Furey 6-2, 232, Sr. Saratoga Springs, Utah	Has played in 35 games after starting his career as a walk-on in 2019
Justin Medlock 6-0, 220, R-Fr. Missouri City, Texas	Played in five games in 2022, three-star recruit out of HS
Karene Reid 6-0, 227, Jr. American Fork, Utah	All-Pac-12 in 2022 with 72 tackles (9.5 TFL, 5.0 sacks)

SELECT NEWCOMERS

Owen Chambliss 6-3, 230, Fr. Corona, Calif.	Three-star recruit out of HS, earned All-CIF and League MVP
---	---

WHITTINGHAM'S THOUGHTS

"Last year, our linebackers were our least-experienced group heading into the season, but returners Karene Reid and Lander Barton led the charge and continued the upward trajectory that the linebacker position is known for each year at Utah. We also return former starter Sione Fotu coming off of a church mission to show the newcomers and youth in the room what it means to be a linebacker at Utah and to continue that strong culture moving forward."

CORNERBACKS

Even though Utah fans won't see unanimous All-American Clark Phillips III on the field this fall after being selected in the 2023 NFL Draft, Utah's cornerback room won't be short on experience with starters JaTravis Broughton and Zemaiah Vaughn returning to give the Utes length and speed on both sides. Adding in newcomer and graduate transfer Miles Battle to the mix with highly recruited freshmen in CJ Blocker and Smith Snowden, the cornerback group will be eager to show its worth this year.

NOTABLE RETURNERS

JaTravis Broughton 5-11, 190, Sr. Tulsa, Okla.	35 career games with 18 starts, recorded 46 tackles in 2022
Faybian Marks 5-10, 191, Jr. Richmond, Texas	10 GP in 2021 (7 starts) before injury, 6 games played in 2022
Zemaiah Vaughn 6-2, 185, Jr. Beaumont, Texas	Former walk-on that has played in 31 career games, 9 PBU's in 2022

SELECT NEWCOMERS

Miles Battle 6-4, 205, Sr. Houston, Texas	Played in 45 career games at Ole Miss from 2018-22
CJ Blocker 6-0, 175, Fr. Houston, Texas	Four-star recruit, rated the No. 17 CB in the country
Smith Snowden 5-10, 180, Fr. Lehi, Utah	Four-star recruit, 2022 Deseret News Mr. Football

WHITTINGHAM'S THOUGHTS

"After losing team captain and unanimous All-American Clark Phillips III, our cornerback room will be looking for a new leader to step into those shoes. Senior JaTravis Broughton has been a consistent performer for us on the field along with Zemaiah Vaughn. Transfer Miles Battle had a promising spring and we also will be welcoming several talented freshmen that will be eager to earn playing time."



Karene Reid



JaTravis Broughton

INFORMATION

HERES UTAH

2023 OUTLOOK

PLAYER BIOS

COACHES & STAFF

SERIES HISTORY

2022 IN REVIEW

BOWL HISTORY

RECORD BOOK



2023 Scouting Report

SAFETIES

With the emergence of Cole Bishop as a team captain and leader on the defense, the Utes will look to him to anchor a safety group that has a mix of experienced youth and returners looking to make an immediate impact. Sione Vaki is fresh off a freshman campaign that put him in the starting lineup with returned missionary Nate Ritchie back in Salt Lake City after starting all five games in 2020 as a true freshman. The group will be joined by newcomer Johnathan Hall, who joined the team in the spring to gain valuable experience heading into the fall.

NOTABLE RETURNERS

Cole Bishop 6-2, 207, Jr. Peachtree City, Ga.	Two-time All-Pac-12, 24 career games with 19 starts
Nate Ritchie 6-2, 205, Fr. Cedar Hills, Utah	Led secondary in 2020 with 28 tackles (4.0 TFL)
Sione Vaki 6-0, 208, So. Antioch, Calif.	41 tackles (3.5 TFL) as a true freshman in 2022

SELECT NEWCOMERS

Johnathan Hall 6-0, 217, Fr. Katy, Texas	Three-star recruit, District Defensive Player of the Year as a senior
--	---

WHITTINGHAM'S THOUGHTS

"Our safety position returns some of the top secondary talent in the Pac-12 with Cole Bishop being a proven leader and performer on defense. He will be joined by Sione Vaki and Nate Ritchie, who both had outstanding freshmen seasons with Ritchie returning from a mission after starting all five games in 2020 and Vaki starting five of the last seven games in 2022."



Cole Bishop

SPECIAL TEAMS

SPECIALISTS

A group with a rich tradition, the Utes are looking to continue to protect the legacy that has been a successful special teams unit each and every year. The Utes will return their punter in Jack Bouwmeester and snapper in JT Greep, adding transfer from Colorado Cole Becker to be the main placekicker.

NOTABLE RETURNERS

Jack Bouwmeester, P 6-2, 202, So. Bendigo, Australia	Played in all 14 games in 2022, averaging 39.2 yards per punt
JT Greep, SN 6-0, 227, Jr. Glendora, Calif.	Tallied 124 snaps in 2022 (40 punt, 14 FG, 70 PAT)

SELECT NEWCOMERS

Cole Becker, K 6-3, 232, Jr. Roseville, Calif.	25 made FGs at Colorado from 2021-22, ranking seventh all-time
--	--

WHITTINGHAM'S THOUGHTS

"For years we have prided ourselves on having a strong special teams unit from punting to kicking to our return game, and this year we are looking to get back on track with the addition of Cole Becker as our primary placekicker. He will be joined by Australian punter Jack Bouwmeester, who has continued to improve since arriving on campus a year ago and our talented primary returner from last season, Devaughn Vele, who demonstrated his big play ability in 2022."



Jack Bouwmeester



Web Roster (player bios updated weekly in season)

INFORMATION

HERE'S UTAH

2023 OUTLOOK

PLAYER BIOS

COACHES & STAFF

SERIES HISTORY

2022 IN REVIEW

BOWL HISTORY

RECORD BOOK



PLAYER BIOS



Returner Profiles

56

KA'EO AKANA

Defensive End
6-3, 230, R-Fr.
Honolulu, Hawaii
Roosevelt HS



2022: Did not see game action.

High School: Three-star recruit at Roosevelt HS where he was rated the No. 2 player in Hawaii on 247Sports.

- Invited to participate in the Polynesian Bowl (2022) and Primetime Polynesian Showcase (2020).
- Tallied 40.5 tackles (25.0 TFL) with 13.0 sacks and two forced fumbles as a senior in 2021.
- Had a 5.0-sack performance in his 2021 season finale vs. Waipahu.
- Did not play a high school junior season due to pandemic restrictions in Hawaii.
- Had 23.5 sacks over 13 games during his sophomore season in 2019.
- Also was part of the Trench Dawgs developmental program.

16

BRYSON BARNES

Quarterback
6-1, 209, Jr.
Milford, Utah
Milford HS



2022: Played in 10 games with one start, going 37-of-57 passing (2 INT, 4 TD) for 430 yards, adding 20 carries for 116 yards.

- Earned his first start of his career at Washington State, setting career-highs in completions (17-of-27), passing yards (175) and long pass (31 yards to Money Parks).
- Also had eight rushes for 51 yards against Washington State.
- Went 10-of-19 passing for 112 yards (1 INT, 1 TD) in the Rose Bowl against Penn State.
- Was a perfect 6-for-6 passing for 98 yards and a touchdown against Southern Utah.
- Went 4-of-5 passing for 45 yards and a touchdown at Colorado, adding a career-high 62 rushing yards (2 carries) with a career-long 32-yard carry.
- Pac-12 Academic Honor Roll.

- 2021:** Played in three games (Weber State, Colorado, vs. Ohio State).
- Came into the Rose Bowl vs. Ohio State with under 10 minutes to play in the game.
 - Was 2-for-2 passing for 23 yards against Ohio State, throwing a 15-yard touchdown pass.

- Pac-12 Academic Honor Roll.

2020: Walked on the team in the fall, did not see action.

High School: School record holding quarterback out of Milford HS.

- Three-time first-team all-state, earning 1A MVP in 2018 as a junior.
- Set the Utah state record for career touchdown passes (137).
- 244-of-404 passing for 3,533 yards and 39 touchdowns his senior year, adding 625 rushing yards (181 carries) and 16 rushing touchdowns.
- Also played on defense with 115 career tackles, along with four career interceptions and nine passes defended.
- 156-of-267 passing for 3,073 yards (48 TD) along with 156 carries for 752 rushing yards (12 TD his junior season).
- 147-of-258 passing for 2,822 yards (31 TD) with 115 carries for 496 rushing yards (14 TD) as a sophomore.
- 2A MVP and first-team all-state selection for baseball, leading Milford to a state title in 2019.

Personal: Son of Chris and Stacy ... has three brothers and one sister ... is an Eagle Scout ... grew up raising roughly 12,000 pigs in a barn in Southern Utah.

20

LANDER BARTON

Linebacker
6-4, 242, So.
Cottonwood Heights, Utah
Brighton HS



BARTON QUICK HITS

- 2022 Pac-12 Freshman Defensive Player of the Year.
- CFN Freshman All-American.
- 14 career games, three starts.

2022: Appeared in all 14 games with three starts, recording 46 total tackles (8.0 TFL, 4.5 sacks) with one pass defended, a forced fumble and a fumble recovery.

- College Football News Freshman All-America second-team.
- Pac-12 Freshman Defensive Player of the Year.
- Eight games with four or more tackles.
- Notched a career-best six tackles along with a pass breakup and a fumble recovery in the Pac-12 Championship vs. No. 4 USC.
- Contributed a career-best 3.0 TFL and a sack during the Rose Bowl Game vs. No. 11 Penn State.
- Made a 10-yard sack at Colorado, highlighting a four-tackle outing.
- Had four tackles and a forced fumble against Arizona.

- Pac-12 Academic Honor Roll.

High School: Four-star recruit out of Brighton HS, rated the No. 2 recruit in the state of Utah on 247Sports and the No. 17 linebacker nationally on Rivals.

- Named a High School All-American, invited to the All-American Bowl.
- Two-time all-state first team selection.
- Two-time all-region first-team, also earning Region 6 MVP in 2020.
- Named MaxPreps Player of the Game 13 times at Brighton.
- Recorded 122 total tackles (8.0 sacks) with two interceptions his senior year.
- Had 139 tackles (12.5 TFL, 4.5 sacks) as a junior.
- Racked up 104 total tackles as a sophomore (11.0 TFL, 1.5 sacks).
- Recorded six interceptions at Brighton, three returned for touchdowns.
- Played wide receiver as well, recording 909 yards on 81 catches, scoring 16 receiving touchdowns in high school.
- Also played basketball, averaging 19.0 points, 7.2 rebounds, 1.5 assists and 1.3 steals per game as a junior to earn second-team all-state.

Personal: Son of Mikki and Paul Barton, who were both two-sport athletes at Utah ... father played football and baseball at Utah ... mother is a member of the Utah Crimson Club Hall of Fame and was a two-time All-American in basketball ... has two brothers and a sister ... brother, Cody, was an all-Pac-12 linebacker at Utah from 2015-19 and is currently playing for the Washington Commanders after being drafted in 2019 to the Seattle Seahawks ... brother, Jackson, earned all-Pac-12 as an offensive lineman at Utah from 2014-18 and is playing for the Arizona Cardinals ... sister, Dani, is the all-time leader in career kills, sets played, matches played and attempts for Utah Volleyball as a four-time All-American from 2017-21.



Lander Barton earned Pac-12 Freshman Defensive Player of the Year in 2022.

INFORMATION

HERE'S UTAH

2023 OUTLOOK

PLAYER BIOS

COACHES & STAFF

SERIES HISTORY

2022 IN REVIEW

BOWL HISTORY


RECORD BOOK

Returner Profiles



89 NOAH BENNEE

Tight End
6-4, 235, So.
Holladay, Utah
Olympus HS



2022: Did not see action, Pac-12 Academic Honor Roll.
2021: Did not see action.

High School: Lettered three seasons at Olympus High School.

- Earned All-State at both safety and receiver, as well as Utah 5A Defensive Player of the Year.
- Two-way player with 63 receptions for 1,255 yards and 16 touchdowns.
- On defense, logged 110 tackles, 10 interceptions and one score.
- Also played basketball, soccer, volleyball and track & field.

2 MICAH BERNARD

Running Back
6-0, 201, Jr.
Long Beach, Calif.
Gahr HS



BERNARD QUICK HITS

- 37 career games at Utah, 12 starts (11 at RB, 1 at CB).
- Two career 100-yard rushing games (2021).

2022: Played in all 14 games with six starts, recording 106 carries for 533 yards (4 TDs), 34 catches for 314 yards (1 TD) and three kick returns for 79 yards.

- Six games with over 70 all-purpose yards, including two 100-yard games (129 vs. USC, Pac-12 Championship; 118 vs. Southern Utah).
- Season-best 12 rushes for 91 yards and a touchdown at Colorado, averaging 76 yards per carry.
- Had 11 carries for 88 yards (8.0 ypc) with one touchdown in the Pac-12 Championship vs. USC, also grabbing five catches for 41 yards.
- Recorded a season-high 118 all-purpose yards against Southern Utah, recording 41 rushing, 33 receiving and a career-long 44-yard kick return.
- Tied his career-high in receptions twice with five catches for 31 yards at Florida and five receptions for 40 yards against USC.
- Had 11 rushes for 59 yards and three catches for eight yards in the Rose Bowl vs. Penn State.
- Recorded 11 carries in back-to-back games at UCLA and vs. USC, going for 42 yards and 37 yards with a touchdown against USC.

- Scored a 19-yard receiving touchdown against Stanford along with his season-high 57 receiving yards (3 catches).

2021: Played in all 14 games with six starts (5 at RB, 1 at CB), recording 87 carries for 523 yards (6.0 ypc) and two touchdowns while leading the running backs with 26 catches for 251 yards (9.6 ypc) and two touchdowns.

- Career-high 146 rushing yards and one touchdown on 12 carries against BYU, recording a career-long 50-yard rush in the game as well.
- His 12.2 yards per carry against BYU ranked fourth all-time at Utah in a single game.
- Recorded 12 rushes for 110 yards (9.2 ypc) and an 11-yard rushing touchdown at Stanford, adding two catches for 32 yards that included a career long 28-yard reception.
- 94 all-purpose yards in Utah's win over Arizona, including a career-best 60 receiving yards.
- Career-high 17 carries against San Diego State for 47 yards.
- Started at cornerback in Utah's Rose Bowl appearance vs. Ohio State, recording a team-high 10 tackles while also rushing three times for 31 yards with two catches for 15 yards and a receiving touchdown.
- Caught his first career-receiving touchdown against Oregon State (14 yds).

2020: Played in all five games with 15 carries for 76 yards (5.1 ypc), adding four catches for 25 yards (6.2 ypc).

- Season-high 26 rushing yards on three carries against Oregon State, also recording a career-long 24-yard rush.
- Season-high five carries at No. 21 Colorado for 14 yards.

2019: Redshirt.

- Saw action in four games on special teams.

High School: Three-star recruit by Rivals and 247Sports out of Gahr HS.

- 2017 All-CIF Southern Section Division 10, Cal-Hi Junior all-state and Area Offensive Player of the Year.
- Two-time all-area, earning first-team honors in 2017.
- 100 carries for 716 yards (9 TD) as a senior in 2018, averaging 7.2 yards per carry and 71.6 yards per game. Also had 606 yards receiving (6 TD) for 1,322 all-purpose yards.
- 259 carries for 2,411 yards (27 TD), averaging 9.3 yards per carry and 200.9 yards per game with 10, 100-yard rushing games in 2017.
- SoCal Prep Legends Boys Athlete of the Week after a 224-yard rushing, three touchdown performance against St. Anthony.
- Also competed in track and basketball.

51 KEATON BILLS

Offensive Line
6-4, 316, Jr.
Draper, Utah
Corner Canyon HS



BILLS QUICK HITS

- 33 career games, 25 starts (all at LG).
- All-Pac-12 honorable mention in 2022.

2022: Played in all 14 games, making 12 starts at left guard.

- Pac-12 All-Conference honorable mention.
- Helped the Utes to 2176 rushing yards per game, which ranked 11th in the FBS and second in the Pac-12.
- Part of the offensive line that only allowed 1.07 sacks per game.
- Tallied five rushing yards against Stanford and had one fumble recovery.

2021: Saw action in 12 games, starting at left guard in eight.

2020: Played in and started four games at left guard.

2019: Redshirt, playing on the offensive line in three games.

High School: Rated the No. 2 defensive end in the state of Utah by Scout and the No. 15 overall prospect in Utah by Rivals out of Corner Canyon HS.

- Deseret News 4A first-team all-state in 2015, also earning Salt Lake Tribune all-state second-team defensive lineman and honorable mention offensive lineman.
- Three-time all-region and Region 7 Defensive MVP in 2015
- 141 career tackles with 8.0 sacks.
- 69 tackles (6.0 sacks) and 10 quarterback hurries as a senior.
- 46 tackles (4.0 sacks) in 2014.
- 26 tackles (1.0 sack) as a sophomore.
- Also played baseball and threw the javelin in track and field.

Personal: Son of Steve and Karen Bills ... has 10 siblings: four brothers and five sisters ... enjoys cooking ... full name is Keaton Leavitt Bills.



Returner Profiles

8


COLE BISHOP

Safety

6-2, 207, Jr.

Peachtree City, Ga.

Starr's Mill HS



BISHOP QUICK HITS

- 24 career games, 19 starts.
- Pac-12 All-Conference honorable mention in 2022.
- Ranks second among active Pac-12 secondary players with 5.7 tackles per game in his career.

2022: Appeared in all 14 games with 13 starts at safety, leading the team in tackles (83), adding four passes defended, an interception and a fumble recovery.

- Pac-12 All-Conference honorable mention.
- His 6.0 tackles for loss led the secondary.
- Posted a career-high 12 tackles (0.5 TFL) and a QB hurry during the season opener at Florida.
- Averaged 5.6 stops in the last five games of the season, including the Pac-12 Championship (9) and Rose Bowl Game (6).
- Eight takedowns in the regular season vs. USC.
- Made a fumble recovery during a six-tackle outing at No. 12 Oregon.
- First career interception and an 11-yard sack came at Arizona State.

- 2021:** Played in 10 games on the season, starting the final six contests, leading all freshmen on the team with 54 tackles (9.0 TFL, 3.0 sacks), five pass breakups, a fumble recovery and a blocked kick.
- Pac-12 All-Conference honorable mention.
 - Recorded a season-high eight tackles twice (vs. Oregon, Pac-12 Championship; vs. Ohio State), also adding a fumble recovery in the Rose Bowl.
 - Blocked a 36-yard field goal, had seven tackles (1.0 TFL) and two pass breakups against No. 3 Oregon in the regular season.
 - Had a career-high 3.0 TFLs at Arizona.
 - Contributed four tackles in his collegiate debut vs. Weber State.
 - Produced five tackles (2.0 TFL) including a sack in his first start at Stanford.

High School: Three-star recruit by 247Sports and Rivals out of Starr's Mill HS.

- First-team all-state as a junior, All-region and all-county as a sophomore.
- Also earned County and Region MVP.
- Invited to Blue-Grey All-American Bowl.
- 101 tackles, nine pass breakups and five interceptions his junior season, also recording five rushes for 145 yards and a touchdown as a senior.

Personal: Son of Richard and Vicki ... has one brother, Jake ... was born in Massachusetts.

34


JACK BOUWMEESTER

Punter

6-2, 202, So.

Bendigo, Australia

Michigan State



2022: Primary punter in all 14 games, averaging 39.2 yards on 39 punts.

- Twenty-two punts went for a fair catch, and 17 landed inside the 20-yard line.
- Provided the boot for the nation's second-leading punt return defense (1.0 yard allowed per return).
- Boomed a career-long 52-yard punt during the Rose Bowl Game vs. No. 11 Penn State.
- Had three punts in the Pac-12 Championship vs. No. 4 USC (long 47), two inside the 20-yard line.
- Pinned both his punts inside the 15 vs. Arizona, with one going to the 2-yard line.
- Punted twice with a long of 48 yards during his Utah debut at Florida.
- Came out in punt formation against Stanford, running a 14-yard keeper for a first down.

Prior to Utah: Played at Michigan State from 2019-20, but did not see any action.

High School: Rated the No. 6 punting prospect by 247Sports out of Bendigo Catholic College while training with ProKick Australia.

- Also played cricket for Victoria as an opening bowler.
- Played for the Sandhurst Dragons in the Bendigo Football Netball League as part of Australian Rules Football.
- Also trained with the Punt Factory in Australia.

Personal: Son of Martin and Jodie Bouwmeester.

4

JATRAVIS BROUGHTON

Cornerback

5-11, 190, Sr.

Tulsa, Okla.

Union HS



BROUGHTON QUICK HITS

- All-Pac-12 honorable mention as a sophomore in 2020.
- 35 career games with 18 starts.

2022: Played in all 14 games with 11 starts at cornerback, recording 46 tackles (2.0 TFL, 1.0 sack) and two pass breakups.

- Season-best seven stops (one on third down) in the win over Oregon State.
- Capped the season with a five-tackle outing in the Rose Bowl Game vs. No. 11 Penn State.
- Came up with his first career sack (10 yards) vs. Arizona, part of a six-tackle night.
- Five tackles and a pass breakup during the season opener at Florida.

2021: Started at left cornerback in the first two games of the season, before sustaining a season-ending injury.

- Nine tackles on the year (one TFL) and two pass breakups.
- Talled a season-best seven tackles at BYU (Sept. 11), to go with a two-yard TFL and a pass breakup.

2020: Started in all five games at left cornerback.

- Pac-12 All-Conference honorable mention.
- Second on the secondary with 26 tackles (2.0 TFL), adding a team-high four pass breakups and one fumble recovery.
- Career-high nine tackles and one pass breakup against Oregon State.
- First-career fumble recovery came against No. 21 Colorado, adding four tackles (1.0 TFL).
- Career-high two pass breakups against Washington State.

2019: Played in all 14 games on special teams with appearances on defense in four games (Idaho State, Oregon State, California and Arizona).

- Eight total tackles.
- Made first career interception against Idaho State.
- Season-high three tackles vs. Colorado.

High School: Three-star recruit by 247Sports out of Union HS, helping his football and track teams to state titles during his career.

- All-state honorable mention and first-team All-District in 2018, also earning second-team All-Tulsa World and All-USA Oklahoma.
- 56 tackles and one interception as a junior.
- 27 tackles during his sophomore season.
- Helped Union to a state football title in 2016 and 2017.
- Won the 400 meters and finished second in the 100 and 200 as the 2017 USATF National Youth Outdoor Championships.
- Helped Union win a team track title in 2017, winning state titles in the 4X100, 4X200 and 4X400 relays, also placing second in the 200.

Personal: Son of Lamarr Broughton and Contina McCloud ... full name is JaTravis DeShawn McCloud Broughton ... born in Fort Knox, Kentucky.

INFORMATION

HERE'S UTAH

2023 OUTLOOK

PLAYER BIOS

COACHES & STAFF

SERIES HISTORY

2022 IN REVIEW

BOWL HISTORY

RECORD BOOK

Returner Profiles



19 LUCA CALDARELLA

Wide Receiver
6-3, 202, Jr.
Cerritos, Calif.
Cerritos College



2022: Played in five games on special teams.

- Made his Utah debut in a win over Southern Utah.
- Recorded three special teams tackles on the season.

Prior to Utah: Played for Cerritos College in 2021, seeing action in 11 games as a freshman.

- Recorded 35 receptions for 482 yards and seven touchdowns in 2021.
- Notched three catches for a season-high 103 yards against Southwestern, catching three touchdown passes.
- Had 79 receiving yards twice (at Chaffey, vs. Palomar), also recording a season-best eight receptions at Chaffey.

High School: First-team all-area and all-league as a junior before his senior season was canceled due to COVID at Valley Christian HS.

- Had 37 receptions for 527 yards and seven touchdowns as a junior.
- Led his team to a league title in 2019.
- Also recorded 22 receptions for 448 yards (20.4 ypc) and seven touchdowns and 441 kick return yards (982 ap) his sophomore season.
- Also played basketball and competed in track and field.

Personal: Son of Brandon and Danielle Caldarella ... has two siblings ... cousin, Chad Manis, played at Utah from 2008-10.

14 JOSH CALVERT

Linebacker
6-2, 223, Jr.
Westlake Village, Calif.
Washington



2022: Saw reserve action during the win over San Diego State.

2021: Appeared in one game on the season, making his Utah debut in the win at Stanford.

Prior to Utah: Redshirted in 2019 at the University of Washington due to injury, also not seeing action in 2020.


High School: Was rated the No. 15 inside linebacker nationally out of Oaks Christian HS.

- Played quarterback, linebacker and safety in high school.
- All-State and Los Angeles Daily News Area Player of the Year in 2018, also earning Marmonte League co-Linebacker of the Year.
- Ventura Star all-county first-team linebacker and Ventura County Coaches co-Defensive MVP as a senior.
- Threw for 1,337 yards and 15 touchdowns as a senior, also rushing for 344 yards (7 TDs) while recording 70 tackles on defense.
- CIF Southern Section Division 2 co-Defensive Player of the Year as a junior, also earning the Ventura County Coaches Association MVP.
- 71 tackles while passing for 1,448 yards (9 TDs) and rushing for 427 yards (5 TDs) as a junior.
- Recorded 77 tackles as a sophomore to earn Marmonte League co-Defensive Back of the Year and first-team all-Ventura County.
- Led the Lions to a 24-4 mark his junior and senior seasons, advancing to the semifinals of the CIF Southern Section Division I playoffs as a senior.
- Also played varsity baseball.

Personal: Older brother, Bo, played football at UCLA from 2018-21 ... younger brother, Ethan, spent 2021 and '22 with the Utes.

65 LOGAN CASTOR

Snapper
6-5, 227, R-Fr.
Cottonwood Heights, Utah
Brighton HS



2022: Did not see action.

High School: Letter winner at Brighton HS.

- Played long snapper, earning a varsity letter his senior year.
- Four-year letter winner in baseball as Brighton's starting catcher.

Personal: Son of Adam and Heather ... has one brother, Auston ... both of his parents went to Utah ... father played football at Snow College before coming to Utah.

40 JOEY CHEEK

Kicker
5-11, 202, R-Fr.
San Diego, Calif.
Cathedral Catholic HS



2022: Did not see action.

High School: Rated a four-star kicker by Chris Sailer Kicking out of Cathedral Catholic HS.

- Named 2021 KUSI Prep Pigskin Special Teams Player of the Year, San Diego CIF Kicker of the Year and Western League Kicker of the Year.
- Had 79 touchbacks on 93 kickoffs (71.0 avg.), ranking fourth in the nation and first in the state of California according to MaxPreps in 2021.
- Recorded 66-of-70 PATs and was 4-of-5 on field goals (45-yard long) as a senior.
- Punted 18 times during his final year, with a long of 58 yards.
- Helped Cathedral Catholic to league, region and state championships in 2021.
- Lauded as a National Football Foundation Scholar-Leader Athlete.
- Also lettered in soccer while at Cathedral Catholic HS.

Personal: Son of Tom and Norma Cheek ... has two sisters and a brother ... brother, Tommy, played baseball at San Diego and Loyola Marymount ... father played baseball at San Diego, earning all-conference and team MVP in 1990.

72 CODY CHRISTENSEN

Tight End
6-3, 236, R-Fr.
Draper, Utah
Corner Canyon HS



2022: Did not see action.

High School: All-state offensive lineman out of Corner Canyon HS.

- 2021 Deseret News All-State first-team and All-Academic team.
- Helped Corner Canyon to the Utah 6A state title game at Rice-Eccles Stadium in 2021.
- Protected for an offense that averaged 46.3 points per game in 2021.
- Was 91-of-93 on PATs as a senior and 5-of-6 on field goals, with a long of 42 yards.
- Also lettered in track & field.



Returner Profiles

INFORMATION

HERE'S UTAH

2023 OUTLOOK

PLAYER BIOS

COACHES & STAFF

SERIES HISTORY


2022 IN REVIEW

BOWL HISTORY

RECORD BOOK

45 SPENCER CLEGG

Linebacker
6-1, 230, R-Fr.
American Fork, Utah
American Fork HS



2022: Did not see action.

High School: Was the anchor of the Cavemen defense his senior season at American Fork High School.

- Finished the 2021 season with 47 tackles, three sacks and a pick-six.
- Earned three varsity letters at American Fork HS.
- Earned First Team All-Region honors.
- Also played baseball and rugby in high school.

Personal: Son of Brian and Holly ... has four siblings, Carter, Hunter, Shelby and Tanner ... grandparents attended the U ... Dad played rugby at BYU ... enjoys fishing and spending time with friends.

11 MAKAI COPE

Wide Receiver
6-3, 200, So.
Culver City, Calif.
Culver City HS



2022: Played in 13 games with three starts, recording seven receptions for 75 yards and a touchdown.

- Career-high three receptions for 34 yards at Colorado, scoring his first-career touchdown on a career-long 21-yard reception.
- Tied his career-high in receptions with three at UCLA, recording 36 yards.



Makai Cope scored his first-career touchdown in Utah's regular season finale at Colorado in 2022.


- Made his first career reception against Southern Utah for five yards.
 - Pac-12 Academic Honor Roll.
- 2021:** Saw action in two games, playing on special teams against Weber State and Ohio State in the Rose Bowl, earning Pac-12 Academic Honor Roll.

High School: Three-star recruit by 247Sports, Rivals and ESPN out of Culver City HS.

- All-Ocean League first-team selection as a junior.
- 46 catches for 802 yards and nine touchdowns in 2019, helping his team to a league championship.
- 47 receptions for 780 yards and nine touchdowns in 2018 with his team winning the CIF Section 7 Championship.

TANNER CRAGUN

Kicker
6-2, 199, So.
Frisco, Texas
Wakeland HS



2020: Walked on the team in the fall, did not see action.

High School: Played football and soccer at Wakeland HS.

- All-district first-team selection, receiving a five-star ranking by Chris Sailer Kicking out of high school.
- Won field goal competitions at both Chris Sailer Kicking camps and Kohl's Training Camps.

Personal: Son of Jake and Celeste ... has three brothers.

24 CHRIS CURRY

Running Back
5-11, 220, Sr.
Fort Myers, Fla.
LSU



2022: Appeared in three games before suffering a season-ending injury, recording 12 carries for 81 yards (6.8 ypc).

- Tallied a season-high six carries for a team-high 60 yards against Southern Utah.
- Scored his first career touchdown vs. SUU.
- Had five carries for 13 yards at Florida.

2021: Saw action in nine games with 18 carries for 80 yards (4.4 ypc).

- Season high four carries for 25 yards against No. 3 Oregon.

- Recorded four rushes for 20 yards (5.0 ypc) against Stanford.
- Three carries for seven yards against Weber State.
- Season-long 15-yard kickoff return against Washington State.

Prior to Utah: Played in 27 career games at LSU from 2018-20, starting in five ... part of the CFP Championship team in 2019 ... 91 career carries for 336 yards with four catches for 33 yards.

- 45 carries for 145 yards in 2020 in nine games with four starts; 38 carries for 189 rushing yards with three catches for 23 yards in 2019, playing in all 14 games with one start.
- Career-high 90 rushing yards on 16 attempts (5.6 ypc) against Oklahoma in 2019 which included a career-long 20-yard rush.
- Career-best 17 carries against Florida in 2020, gaining 64 yards.


High School: Rated the No. 9 running back nationally out of Lehigh HS as a four-star recruit on 247Sports and ESPN ... 2,984 yards on 364 carries and 28 touchdowns in his high school career.

- 764 yards and five touchdowns in nine games as a senior in 2017.
- 1,158 rushing yards and 13 touchdowns as a junior in 2016.

Personal: Son of Laniel and Kenya ... mother played basketball at Florida Gulf Coast.

9 ELIJAH DAVIS

Cornerback
6-1, 175, R-Fr.
Winter Haven, Fla.
Auburndale Senior HS



2022: Played in three games.

- Recorded a QB hurry during the win at Arizona State.

High School: Three-star recruit out of Auburndale Senior HS.

- Earned all-county honors as a junior.
- Recorded 40 tackles, three interceptions (150 return yards), eight passes defended and two fumbles recovered his senior year.
- Had 34 tackles (1.0 TFL), two interceptions and four passes defended as a junior.
- Finished with 22 tackles and two interceptions his sophomore season.
- Also competed in track and field.

Returner Profiles

66 HUNTER DEUEL

Offensive Line
6-5, 305, R-Fr.
American Fork, Utah
American Fork HS



2022: Did not see action.

High School: Two-year letter winner in football at American Fork HS.

- Earned all-region.
- Part of the 2019 squad that went 10-5 and reached the Utah 6A championship game.
- Protected up front for an offense that generated 38.1 points per game in 2019.
- Helped the Cavemen offense produce 414.8 total yards per game.
- Also lettered in basketball and track & field.

Personal: Son of Mike and Amanda ... has three siblings, Mason, Shelby and Taylor.

83 JONAH ELLISS

Defensive End
6-2, 246, Jr.
Moscow, Idaho
Moscow Senior HS



ELLISS QUICK HITS

- All-Pac-12 honorable mention as a sophomore in 2022.
- Came to Utah as a linebacker, making the switch to defensive end in 2022.
- 25 career games, eight starts.

2022: Played in 11 games with eight starts, finishing with 26 tackles (6.0 TFL, 3.0 sacks), two forced fumbles and two fumble recoveries.

- Pac-12 All-Conference honorable mention.
- Tied for the team lead in both forced fumbles (2) and recoveries (2).
- Matched his career-high with four tackles and set a new high in sacks (1.5 sacks) vs. Stanford.
- Had both a forced fumble and a recovery, along with two stops, during the Arizona win.
- First sack of the season went for four yards, during a season-high four-tackle night vs. No. 7 USC.
- Contributed three tackles, forced a fumble and added a QB hurry during the season opener at Florida.

2021: Saw action in all 14 games as a reserve linebacker and on special teams, recording 15 tackles (1.0 sack) and two fumble recoveries.

- Recorded a career-high three tackles against both Stanford and Colorado with all three against Colorado being solo stops.
- Notched his first collegiate fumble recovery against Arizona State, adding his second at Stanford.
- Added two stops, one on special teams, in Utah's win over No. 3 Oregon.
- First career sack came in the Pac-12 Championship vs. No. 10 Oregon.
- Pac-12 Academic Honor Roll.

High School: Three-star recruit on 247Sports and Rivals, rated the No. 1 recruit in the state of Idaho out of Moscow Senior HS.

- Two-time all-league selection and Inland Empire League Player of the Year as a senior.
- Led his team to two district titles.

Personal: Father, Luther, was a first-team all-conference and All-American for Utah from 1991-94, going on to play in the NFL for 10 years, and is currently Utah's defensive tackles coach ... brother, Kaden, played football at Idaho and is now with the Atlanta Falcons ... brothers, Christian and Noah played football at Idaho and are now playing for the Philadelphia Eagles.

46 HAYDEN ERICKSON

Tight End
6-2, 246, So.
Lehi, Utah
Lehi HS



2022: Appeared in four games.

2021: Walk-on joined the team in the spring, did not see action.

High School: Played football and basketball at Lehi HS.

- Played on the offensive and defensive line in high school, recording 37 tackles (13.0 TFL, 7.0 sacks), four passes defended, two forced fumbles and a fumble recovery as a senior.
- Led Lehi to a 5A state championship in 2017.

Personal: Son of Ryan and Heather ... has three brothers ... is fluent in Spanish ... served a church mission in Rancagua, Chile.

61 KOLINU'U FAAIU

Offensive Line
6-3, 326, So.
Edmond, Wash.
North Creek HS



2022: Appeared in five games on the offensive line and special teams, Pac-12 Academic Honor Roll.

2021: Did not see action.

High School: Three-star recruit by 247Sports and Rivals out of North Creek HS, rated the No. 13 recruit in the state of Washington.

- All-KingCo 4A Crown second-team offensive lineman.
- Invited to the Polynesian Bowl.

7 VAN FILLINGER

Defensive End
6-4, 260, Jr.
Draper, Utah
Corner Canyon HS



FILLINGER QUICK HITS

- 27 career games as a Ute with 19 starts.

2022: Played in eight games with six starts, before sustaining a season-ending injury.

- Recorded 18 tackles, and led the team with 5.0 sacks for 33 yards at the time of his injury.
- Contributed 1.5 sacks for 13 yards and forced a fumble at Washington State.
- Had a nine-yard sack during a five-tackle game at Arizona State.
- Tied his season-high with five stops at No. 18 UCLA, including a three-yard sack.
- One QB hurry apiece vs. Southern Utah and San Diego State.

2021: Played in all 14 games, starting 13 at defensive end, recording 41 tackles (9.5 TFL, 5.5 sacks) and four quarterback hurries.

- Led all Pac-12 freshmen with 5.5 sacks.
- Career-high seven tackles (1.5 TFL) in the Pac-12 Championship game vs. Oregon.
- Earned Pac-12 Defensive Lineman of the Week after his five-tackle performance vs. Washington State, becoming the first Utah freshman to have three sacks in a game.
- Recorded six tackles (1.0 TFL) in Utah's win over UCLA.
- Had 2.0 TFL (1.0 sack) and a QB hurry in the win at Stanford.



Returner Profiles

INFORMATION

HERE'S UTAH

2023 OUTLOOK

PLAYER BIOS

COACHES & STAFF

SERIES HISTORY

2022 IN REVIEW

BOWL HISTORY

RECORD BOOK

Van Fillinger Cont.

2020: Played in all five games.

- Three total tackles including two tackles against No. 20 USC.

High School: Four-star recruit by 247Sports, Rivals and ESPN, rated the No. 11 strong side defensive end in the country and the No. 2 player in the state of Utah out of Corner Canyon HS.

- Two-time first-team all-state, three-time all-region (first-team in 2018, 2019).
- Invited to play in the 2020 All-American Bowl and the Polynesian Bowl.
- Corner Canyon went 37-1 with Fillinger on the field, winning state championships in 2018 and 2019.
- 88 tackles (24.0 TFL, 13.5 sacks) and one forced fumble as a senior.
- 65 tackles (11.0 TFL, 5.0 sacks) with three interceptions, two passes defended and two fumbles recovered his junior year.
- 35 tackles (2.0 TFL, 4.0 sacks) with one interception and two fumbles recovered his sophomore season.
- Also competed in track and field, winning the state shot put championship in 2019.

Personal: Son of Janel ... has one sister ... pronounced fill-IN-jur.

9 SIONE FOTU

Linebacker
6-0, 226, Fr.
West Jordan, Utah
Bingham HS



2020: Played in all five games, starting at outside linebacker in three.

- 13 total tackles with one pass breakup.
- Career-high four tackles with a pass breakup against No. 20 USC.

High School: Three-star recruit on 247Sports, Rivals and ESPN, rated the No. 7 recruit in the state of Utah.

- First-team all-state as a senior at Bingham HS.
- Invited to the 2020 Polynesian Bowl.
- 90 tackles and two interceptions as a senior.
- 40 tackles (2.0 sacks) his junior year.
- 21 tackles as a sophomore.

Personal: Son of Tevita andCarolynn ... has seven siblings ... pronounced see-OH-nay foe-too ... served a church mission after his freshman year at Utah, returning in 2023.

94 TEVITA FOTU

Defensive Tackle
6-5, 300, R-So.
Herriman, Utah
Snow College



2022: Did not see game action.

2021: Did not see game action.

Prior to Utah: Originally signed with Utah in 2018 before leaving on a church mission, playing at Snow College in 2019.

- 12 tackles (2.0 TFL, 1.5 sacks) with one fumble recovery in 2019.


High School: Rated the No. 27 overall played in the state of Utah by 247Sports out of Herriman HS.

- First-team all-state and all-region selection.
- 55 tackles (5.0 TFL, 4.5 sacks) as a senior, leading Herriman to a state semifinal appearance.
- 41 tackles (5.5 TFL, 3.5 sacks) his junior season.
- Played for Herriman's 5A state championship team as a sophomore in 2015.
- Also competed in track and field.

Personal: Brother of former Utah and current NFL defensive tackle Leki Fotu ... full name is Tevita Fotu.

54 HAYDEN FUREY

Linebacker
6-2, 232, Sr.
Saratoga Springs, Utah
Westlake HS



2022: Appeared in 13 games both at linebacker and on special teams, recording nine tackles (1.0 TFL) and a pass breakup.

- Career-best six stops came in the regular season finale at Colorado.
- Had three tackles including 1.0 TFL and a pass breakup vs. Southern Utah.

2021: Played in all 14 games, starting in four, recording 13 tackles (2.0 TFL) and two pass breakups.

- Set a career-high with four tackles at BYU, including 2.0 tackles for loss.
- Recorded two tackles in Utah's wins at USC and Stanford.
- Produced a career-high two pass breakups against Colorado.
- Also had one tackle against Oregon in the Pac-12 Championship.

2020: Played in three games, playing on special teams.

- One tackle against Washington State.

2019: Walked on to the team in the fall, playing in five games on special teams.

- One tackle vs. Oregon State.

High School: Team captain at Westlake HS.

- 49 tackles (2.0 TFL), two passes defended and a forced fumble along with 39 receptions for 526 yards (6 TD) playing both ways as a senior in 2018.
- 25 receptions for 215 yards and seven touchdowns his junior year.
- Also played basketball.

Personal: Son of Justin and Kelcy Furey ... three brothers ... full name is Hayden Shelby Furey ... born in Boise, Idaho.

1 JAYLON GLOVER

Running Back
5-8, 205, So.
Lakeland, Fla.
Lake Gibson HS



2022: Played in nine games with two starts, rushing for 360 yards on 78 carries (4 TDs).

- Career-high 20 rushes for 76 yards and a touchdown at Washington State.
- Notched 13 carries for 62 yards and a touchdown at Colorado.
- Had eight carries for 69 yards vs. Arizona.
- Recorded nine rushes for 53 yards and two touchdowns vs. Southern Utah, also rushing for a career-long 29-yard carry.
- 13 carries for 48 yards at Arizona State.



Jaylon Glover played in nine games with two starts in 2022 as a true freshman.

Returner Profiles




Jaylon Glover Cont.

- High School:** Three-star recruit out of Lake Gibson HS, recording 6,096 total rushing yards, 80 touchdowns and 32 100-yard rushing games in high school.
- Class 6A Player of the Year, Lakeland Ledger's All-County Big School Offensive Player of the Year and first-team all-state his junior year.
 - Had 272 carries for 2,073 yards (7.6 ypc) and 26 touchdowns his senior year, rushing for 100+ yards in nine games.
 - Broke the Lake Gibson record for single-game rushing touchdowns in 2021, scoring seven on 21 carries and 295 yards in the state playoffs to advance to the semifinals.
 - Recorded 161 carries for 1,588 yards (9.9 ypc) and 31 touchdowns as a junior.
 - Notched 212 carries for 1,592 yards (7.5 ypc), 14 touchdowns and 10 games with 100 yards rushing as a sophomore.
 - Also scored nine touchdowns on 138 carries and 843 yards (6.1 ypc) his freshman year.
 - Recorded 335 career-receiving yards on 31 catches (10.8 ypc) and four touchdowns in high school.

Personal: Son of Stanley and Wendy ... was a member of the Principal Honor Roll in high school with a 4.0 GPA.

57 JT GREEP

Snapper
6-0, 227, Jr.
Glendora, Calif.
Glendora HS



- 2022:** Primary long snapper in all 14 games, tallying 124 snaps (40 punt, 14 FG, 70 PAT).
- First part of the chain on the nation's second-leading punt return defense (1.0 yard allowed per return).
 - Fired a career-high 13 snaps (2 punt, 1 FG, 10 PAT) during the Southern Utah win.
 - Earned his first career fumble recovery in the game at Washington State.
 - Also provided a punt return tackle during the game vs. San Diego State.
 - Pac-12 Academic Honor Roll.
- 2021:** Appeared in the last nine games of the season, recording 71 total snaps (16 punt, 10 FG, 45 PAT).
- Recorded a season-high nine snaps against Ohio State in the Rose Bowl (6 PATs, 3 punts, 1 FG).
 - Had successful snaps on a season-high four punts, five PATs and a field goal against Arizona.

High School: Rubio Long Snapping ranked Greep as the top long-snapper in the state of California out of Glendora HS.

- BLive All-State in 2021.
- Rated a five-star recruit on KohlsKicking.com.
- Also led his team in receiving touchdowns and sacks as a senior.
- Played baseball his freshman year.

Personal: Son of Robbie and Lynn ... sister, Callie, played soccer at Clarke University.

14 KAIMANA HANOHAHO

Wide Receiver
6-2, 197, R-Fr.
Mesa, Ariz.
Highland HS



2022: Did not see action.

High School: Played football at Highland HS, earning second-team all-region.

- Had 303 receiving yards on 23 catches (13.3 ypc) and four touchdowns his senior season after missing half the year.
- Recorded five catches for 102 yards and a touchdown against Casteel.
- Also played baseball.
- Earned All-Academic honors.

Personal: Son of Cate and Taylor ... has one sibling ... mother played volleyball at Northern Arizona ... grandfather, Warren Weaver, played basketball at Arizona.

79 ALEX HARRISON

Offensive Line
6-4, 307, Jr.
Bountiful, Utah
Viewmont HS



2022: Did not see action.

2021: Saw action in two games, playing on special teams.

2020: Did not see action.

High School: Three-star recruit by 247Sports, Rivals and ESPN, rated the No. 4 recruit in the state of Utah out of Viewmont HS.

- Three-time all-state selection, earning first-team honors as a junior and senior.
- Three-time first-team all-region and 2018 first-team All-USA Utah Football.
- Invited to the Pro Football Hall of Fame World Bowl.
- Started on the offensive and defensive line at

Viewmont.

- 50 tackles (8.0 TFL, 3.0 sacks) with three blocked field goals on defense and graded out at 97-percent on offense as a senior with 34 pancake blocks.
- 35 tackles (2.0 sacks), two passes defended, a forced fumble and a fumble recovery his junior season.
- 27 tackles (4.0 TFL, 3.0 sacks) as a sophomore.
- Recorded 15 tackles his freshman year.
- Also competed in shot put in track and field.

Personal: Son of Scott and Christy.

30 NICK HOWE

Cornerback
5-11, 176, So.
North Salt Lake, Utah
Woods Cross HS



2022: Did not see action, Pac-12 Academic Honor Roll.
2021: Did not see action.

High School: Attended Woods Cross High School, where he lettered in football from 2014-17.

- Led the state of Utah with 10 interceptions in 2017.
- Also contributed 36 tackles, seven passes defended and a blocked kick while a Wildcat.
- Awards in 2017 included Deseret News First Team All-State, Salt Lake All-Tribune Team 4A/5A/6A and Region 5 Defensive MVP
- Starred in track & field and rugby while in high school as well.

Personal: Parents are Brady and Sarah Howe ... has three siblings, Charlie, Grace and Lauren ... uncle is Utes defensive coordinator and safeties coach Morgan Scalley, who played at the U from 2001-04 ... grandfather, Ford "Bud" Scalley, was a running back with the Utes from 1960-62 under head coach Ray Nagel ... served a church mission in Chicago from 2018-20 ... enjoys skiing and golfing in his spare time ... intends to study finance.



Returner Profiles

INFORMATION

HERE'S UTAH

2023 OUTLOOK

PLAYER BIOS

COACHES & STAFF

SERIES HISTORY

2022 IN REVIEW

BOWL HISTORY

RECORD BOOK

3 JA'QUINDEN JACKSON

Running Back
6-2, 228, So.
Dallas, Texas
Texas



JACKSON QUICK HITS

- 16 career games, playing at quarterback, running back and on special teams.
- Was a reserve quarterback in 2021 and through four games in 2022 before making the switch to running back.

2022: Played in 13 games, appearing at quarterback, running back and on special teams with 78 carries for 531 yards and nine touchdowns.

- Rushed for over 100 yards in back-to-back games against Colorado and vs. USC in the Pac-12 Championship game.
- Career-high 117 rushing yards on 10 carries at Colorado, scoring three rushing touchdowns.
- Had 13 carries for 105 yards and two rushing touchdowns vs. USC to win the Pac-12 title.
- Recorded a career-long 66-yard rush at Colorado.
- Rushed for 97 yards on a career-best 13 carries against Arizona, scoring a two-yard rushing touchdown.
- Notched 81 rushing yards in the Rose Bowl against Penn State on 13 carries, scoring a 19-yard rushing touchdown.
- Recorded his first-career reception against Penn State for eight yards.
- Had 10 rushes for 43 yards and a touchdown at Washington State.
- Notched nine carries for 31 yards and a touchdown at Arizona State.
- Had a career-long 32 yard rush vs. Arizona.
- Also had two carries for 29 yards against Southern Utah at quarterback.



Ja'Quinden Jackson made the switch from quarterback to running back in 2022.

- Pac-12 Academic Honor Roll.
- 2021:** Saw action in three games, recording six carries for 30 yards (5.0 ypc) and one touchdown as a reserve quarterback.
- Season-high four rushes for 21 yards (5.3 ypc) and a two-yard rushing touchdown against Washington State.
- One rush for 10 yards at Stanford.
- Pac-12 Academic Honor Roll.

Prior to Utah: True freshman at Texas in 2020, but did not see any action.


High School: High School All-American and first-team all-state selection out of Duncanville HS, leading his team to two-straight state title games ... four-star recruit was rated the No. 2 overall recruit in Texas by ESPN, also rated No. 28 on the ESPN300.

- Two-time all-state and three-time all-district and District MVP.
- 100-of-163 passing for 1,711 yards (21 TD, 5 INT), adding 93 carries for 1,030 yards (11.1 ypc) and 16 touchdowns his senior year.
- 110-of-173 for 1,580 yards and 15 touchdowns (3 INT) as a junior, also recording 1,497 rushing yards on 147 carries (10.2 ypc) with 23 touchdowns.
- Seven 100-yard rushing games as a junior.
- 35-of-55 passing for 320 yards (4 TD), 93 carries for 766 rushing yards (12 TD) and 18 catches for 334 receiving yards (2 TD) as a sophomore.

Personal: Son of Nyia Evans ... has three siblings ... cousin, Keaontay, was a member of the USC football program ... cousin, Kelvontay, was a member of the Texas football program.

13 NATE JOHNSON

Quarterback
6-1, 195, R-Fr.
Clovis, Calif.
Clovis HS



2022: Played in four games, recording one completion for a 16-yard touchdown and five rushes for 51 yards and two touchdowns.

- In his debut against Arizona, he rushed three times for 23 yards and two touchdowns.
- Completed a 16-yard passing touchdown vs. Stanford, adding a career-long 21-yard rush.
- Recorded on rush for seven yards and his first-career catch for five yards vs. USC in the Pac-12 Championship game.

High School: Four-star dual-threat quarterback out of Clovis HS, rated the No. 16 quarterback nationally by 247Sports.

- Named TRAC Offensive Player of the Year in his first starting season at quarterback in 2020.

- Earned CIF Central Section Athlete of the Year for his football and track accomplishments in 2020-21.
- Threw for 1,672 yards (118-of-189) and 12 touchdowns as a senior, adding 94 carries for 812 yards (8.6 ypc) and eight rushing scores.
- Recorded 1,022 passing yards, adding 307 rushing yards and 13 total touchdowns (8 passing, 5 rushing) as a junior.
- As back-up quarterback his sophomore season, caught 40 passes for 577 yards (14.4 ypc) and six touchdowns, also rushing for 352 yards (9.5 ypc) and two touchdowns.
- Invited to the Elite 11 finals.
- Also competed in track and field, winning a central section championship in the 100 meter dash.

Personal: Son of Jerome Johnson ... has two siblings, Jerome and Jonathan ... brother, Jonathan, was a member of the Utes' roster in 2022 ... father played basketball at Oklahoma.

15 TAO JOHNSON

Cornerback
6-1, 192, R-Fr.
Idaho Falls, Idaho
Thunder Ridge HS



2022: Played in five games at wide receiver and on special teams, making the switch to cornerback prior to the Rose Bowl.

High School: Rated the No. 2 prospect out of Idaho and is a three-star recruit on 247Sports.

- Second-team offense honors in 2021.
- Sermon and Service Athlete of the Week.
- Played quarterback in high school.
- 5A state champion in 100 meter dash (10.82).
- Took third in the 4x100 relay and long-jump at the 5A state championships.
- Varsity basketball player.

Returner Profiles

59 FALCON KAUMATULE

Offensive Line
6-8, 304, Jr.
Las Vegas, Nev.
Bishop Gorman HS



2022: Played in all 14 games on the offensive line and special teams, Pac-12 Academic Honor Roll.

2021: Saw action in 10 games on special teams, Pac-12 Academic Honor Roll.

2020: Did not see action, Pac-12 Academic Honor Roll.

2019: Redshirt saw action in one game, playing on offense against UCLA.

High School: Played defensive end and tight end at Bishop Gorman HS (Nev.).

- 17 tackles (2.0 TFL, 1.5 sacks), a forced fumble and a touchdown reception as a junior in 2017.
- Helped lead Bishop Gorman to two state championships (2017-18).
- Honorable mention IHL all-star as a sophomore at Punahou HS (Hawaii) in 2016, playing offensive and defensive line.
- Three-star recruit by 247sports and Rivals.
- Also played basketball.

Personal: Son of Soakai Kaumatule and Patricia Mataele ... five brothers and three sisters ... brother Luke played football at Stanford ... brother Canton played football at Oregon and Central Florida ... full name is Noah Falcon Kaumatule (pronounced cow-muh-tool-ay) ... born in Honolulu, Hawaii.

13 CHASE KENNEDY

Defensive End
6-3, 235, R-Fr.
Dallas, Texas
The Episcopal School of Dallas



2022: Saw action in the win at Colorado.


High School: A three-star recruit out of The Episcopal School of Dallas, where Kennedy was a two-way player at edge and running back.

- Rated by 247Sports as the No. 11-ranked edge player in Texas.
- Named Southwest Preparatory All-Conference as a senior in 2021.
- Part of an Eagles squad that went 10-1 his senior season, reaching the SPC 4A Championship.
- Had 18 tackles for loss, six forced fumbles and two defensive touchdowns in the 2021 regular season.

- Anchored an Episcopal School defense that held opponents to 20.5 points per game.
- Also played basketball while in high school.

80 BRANT KUITHE

Tight End
6-2, 229, R-Sr.
Katy, Texas
Cinco Ranch HS



KUITHE QUICK HITS

- Three-time All-Pac-12 tight end, earning second-team in 2019, 2020 and 2021.
- 51 career games, 26 starts.
- 148 career receptions for 1,882 yards (12.7 ypc).
- 148 career receptions are the most by a Utah tight end since at least 1996, ranking eighth all-time at Utah.
- Had 32 straight games with a reception, including 30 career games with at least three.
- Led Utah in receptions in 2019 and 2020.

2022: Played in four games with three starts before suffering a season-ending injury, recording 19 receptions for 206 yards (3 TDs).

- Through four games, he had the second-most receiving touchdowns among Power Five tight ends (3) and was sixth among FBS tight ends in receiving yards (204).
- Scored a touchdown in the first three games of the season (at Florida, vs. Southern Utah, vs. San Diego State).
- Opened the season with a career-high nine receptions for 105 yards and a touchdown.
- Had a season-long 37-yard catch against Florida.
- Recorded three catches for 22 yards and a score against Southern Utah.
- Also had five receptions for 64 yards and a touchdown against San Diego State.



Brant Kuithe is the first Utah tight end to earn three All-Pac-12 selections.

2021: Saw in all 14 games with nine starts, recording a team high 611 yards on 50 catches with six touchdowns.

- Earned Pac-12 All-Conference second-team.
- Ranked second among all Pac-12 tight ends in receiving touchdowns (6).
- Recorded a season high 118 receiving yards against No. 3 Oregon, coming down with five catches (23.6 ypc) that included a season long 49-yard reception.
- Had six catches for 77 yards against No. 6 Ohio State in the Rose Bowl.
- Three catches for 36 yards with two touchdowns against No. 18 Arizona State.
- Season-high seven receptions for 58 yards against San Diego State.
- Five catches for 63 yards (12.6 ypc) against UCLA.
- Recorded four receptions for 56 yards and a touchdown at Arizona.
- Three receptions for 44 yards against Weber State.
- Two catches for 35 yards and a 19-yard touchdown reception against Colorado.
- Rushed for an 11-yard touchdown on his first rushing attempt of the season against USC.

2020: Played in all five games, starting three.

- Pac-12 All-Conference second-team.
- Led the team in receptions (25) for 236 yards (9.4 ypc), adding six carries for 50 yards (8.3 ypc).
- Led all Pac-12 tight ends in receptions per game (5.0).
- Career-high nine receptions against Oregon State, recording a season-high 76 yards.
- Season-high 94 all-purpose yards against Washington State with three carries for 33 yards and six receptions for 61 yards.
- Pac-12 Academic Honor Roll.
- 2019:** Played in all 14 games, starting nine.
- Pac-12 All-Conference second-team, Pro Football Focus All-America third-team.
- Led the team in receptions (34), receiving yards (602) and receiving touchdowns (6), adding six rushes for 102 yards (17.0 ypc) and three rushing scores.

- Averaged 17.71 yards per reception, which ranked No. 38 in the FBS (No. 4 in the Pac-12) and was No. 2 in the FBS among tight ends.
- His nine total touchdowns tied for first among tight ends in the FBS.
- Career-high five catches for 132 yards, including a career-long 69 yard touchdown against UCLA.
- 122 all-purpose yards against Colorado that included three catches for 63 yards with 38-yard and 7-yard receiving touchdowns, adding two rushes for 59 yards that included a career-long 44-yard rush and a 15-yard rushing touchdown.
- Team-high 81 receiving yards on four catches against Arizona, adding two rushing touchdowns on two carries for nine yards.
- Three catches for 80 yards and a 60-yard touchdown catch against Idaho State.



Returner Profiles

Brant Kuithe Cont.


- 2018:** Played in all 14 games, starting two (USC, Washington in the Pac-12 Championship game).
- Led the tight ends with 227 yards (20 catches, 1 TD), averaging 11.4 yards per catch.
 - Season-high four catches for 68 yards including a career-long 30-yarder against USC.
 - Scored a 29-yard touchdown against Weber State on his first career reception.
 - Two tackles on special teams.

High School: Three-star recruit on 247Sports and Rivals out of Cinco Ranch HS.

- 2017 District 19-6A MVP as a senior.
- Three-time all-district.
- Finalist for the Touchdown Club of Houston Offensive Player of the Year.
- Two-time VYPE All-Houston (2016 second team, 2017 honorable mention).
- Rushed for 1,041 yards (second in the district) and 18 touchdowns in seven games in an injury-shortened senior season; also had seven receptions for 70 yards (1 TD) and four kickoff returns for 86 yards in 2017.
- Career-high 237 yards rushing against Katy Taylor HS.
- Starting punter as a senior had 22 punts for 881 yards (40.0 yard average) with seven punts inside the 20-yard line.
- 2,784 all-purpose yards as a junior included 1,891 rushing, 374 receiving, 479 kick return and 39 punt return.
- 28 touchdowns as a junior (24 rush, 3 receive, 1 KR).
- Also completed 15-of-30 pass attempts for 199 yards and two touchdowns.
- Two-time first-team academic all-district.
- Also competed in track in the sprints (100m, 200m) and jumps (long jump, triple jump).

Personal: Son of Dennis and Debbie Kuithe ... father played football at North Texas ... one twin brother (former Ute defensive end Blake) and one sister ... name is pronounced keeth-ee.

68
JAREN KUMP
Offensive Line
6-5, 308, Jr.
Riverton, Utah
Herriman HS



2022: Played in 13 games with two starts (1 at RT, 1 at RG), Pac-12 Academic Honor Roll.

2021: Started in four games (3 at LT, 1 at RT) before suffering a season-ending injury, Pac-12 Academic Honor Roll.

2020: Started all five games at right tackle.

High School: Three-star recruit on 247Sports and Rivals, rated the No. 9 recruit in the state of Utah.

- First-team all-state as a senior.
- Two-time all-region earning first-team honors in 2017.
- 2017 All-Salt Lake Tribune team and 2017 first-team All-USA Utah Football team.
- Averaged five pancake blocks a game as a senior.
- Also played defense for Herriman and had 33 tackles with 4.0 TFL, 2.5 sacks and two passes defended in 2017.
- 22 tackles (2.0 TFL, 2.0 sacks) and one fumble recovery as a junior.
- Played as a sophomore on Herriman's 2015 5A state championship team.
- Also competed in track, winning the shot put at the 2017 Utah State Championships and the discus state title in 2018.
- Also played basketball.

Personal: Son of Russell and Tricia ... has four sisters ... served an LDS church mission in Brazil ... is fluent in Portuguese.

78
SATAOA LAUMEA
Offensive Line
6-4, 311, Jr.
Rialto, Calif.
Eisenhower HS



LAUMEA QUICK HITS

- Three-time All-Pac-12, earning first-team in 2022.
- 33 career games, 32 starts (19 at RG, 13 at RT).

2022: Started in all 14 games (1 at RG, 13 at RT).

- Pac-12 All-Conference first-team.
- Helped the Utes to 2176 rushing yards per game, which ranked 11th in the FBS and second in the Pac-12.
- Part of the offensive line that only allowed 1.07 sacks per game.

- 2021:** Started the last 13 games at right guard.
- Named Pac-12 All-Conference honorable mention.
 - Pac-12 Academic Honor Roll.

2020: Pac-12 All-conference second team selection started all five games at right guard, Pac-12 Academic Honor Roll.

2019: Redshirt saw action in one game, playing on the offensive line against UCLA.

High School: Four-star recruit by 247Sports out of Eisenhower HS.

- All-CIF Southern Section Division 10 Offensive Player of the Year.
- First-team all-area and first-team All-Citrus Belt League as a junior in 2017, also 2017 Cal-Hi Sports junior all-state.

- Invited to the 2019 Polynesian Bowl.
- Also played defensive tackle with 19 tackles (4.0 TFL, 2.0 sacks), a forced fumble and blocked PAT as a senior.
- 21 tackles (6.0 TFL, 6.0 sacks), two forced fumbles and a fumble recovery as a junior.
- Eisenhower won the 2018 Division 10 CIF SS Championship.
- Also participated in track and field (shot and discus).

Personal: Son of Felagui and Suamili Laumea ... one of 10 kids (six sisters, three brothers) ... name is pronounced sah-tau-ah lau-may-uh.

2
KENZEL LAWLER
Cornerback
5-11, 184, So.
Corona, Calif.
Eleanor Roosevelt HS



2022: Five games played, seeing time on defense and special teams.

- First career pass breakup came in the win over Arizona.

2021: Did not see action.

2020: Did not see action.

High School: Three-star recruit by 247Sports, Rivals and ESPN out of Eleanor Roosevelt HS.

- Moved to defensive back from quarterback as a senior, finishing with 15 tackles, two interceptions, two passes defended and one fumble recovery; also had seven punt returns for 53 yards (7.6 ypr), 21 carries for 55 yards and five rushing touchdowns, and seven receptions for 129 yards (18.4 ypc) and two touchdowns his senior year.
- 72-of-155 passing (7 INT, 10 TD) for 1,058 yards, 109 carries for 349 yards (7 TD), three receptions for 96 yards (1 TD), and three tackles as a junior.
- 72-of-146 passing (7 INT, 11 TD) for 1,004 yards and 82 carries for 517 yards (11 TD) his sophomore season.
- Also played five varsity games as a freshman with 217 yards passing (13-of-25, 3 TD).
- Also competed in track and field.

Personal: Son of Trudy and Kenny ... has eight siblings ... can play the piano.

INFORMATION

HERE'S UTAH

2023 OUTLOOK

PLAYER BIOS

COACHES & STAFF

SERIES HISTORY

2022 IN REVIEW


BOWL HISTORY

RECORD BOOK

Returner Profiles

92 JAMES LEBARON

Defensive Tackle
6-3, 279, R-Fr.
Draper, Utah
Corner Canyon HS



2022: Did not see action.

High School: All-State and All-Region defensive lineman at Corner Canyon HS.

- Claimed Deseret News All-State First Team as a senior in 2021.
- Tabbed UHSAA All-Region First Team in 2020.
- Tallied 111 tackles from 2019-21, including 61 stops during the 2021 season (10.0 TFL).
- Had 49 tackles (7.0 TFL, 3.5 sacks) as a junior.
- Helped Corner Canyon to state titles in 2019, 2020 and 2021.
- Also played lacrosse.

Personal: Son of Julia and Frank LeBaron ... has three siblings.

53 JOHNNY MAEA

Offensive Line
6-4, 310, Sr.
Salt Lake City, Utah
East HS



2022: Played in seven games with two starts.

2021: Saw action in seven games on special teams and as a reserve offensive lineman, Pac-12 Academic Honor Roll.

2020: Played in one game, seeing action on special teams against Washington State, Pac-12 Academic Honor Roll.

2019: Saw action in nine games, starting at right guard against BYU.

High School: Rated the No. 7 overall recruit in the state of Utah by Scout out of East HS.

- 2015 first-team All-USA Utah Football Team as a senior and Salt Lake Tribune second-team all-state.
- Selected to the Semper Fidelis All-American Bowl and Polynesian All-American Bowl.
- East won the 2015 4A state championship.
- Attended two other high schools in Utah (played as a freshman at Hunter HS, did not play his sophomore year at West).

Personal: Son of Faatau and Tuli ... two brothers and three sisters ... signed in 2016 before serving a church mission ... full name is Johnny Vaoita Maea.

33 JOCELYN MALASKA

Cornerback
6-1, 178, R-Fr.
Bethany, Okla.
Bethany HS



2022: Saw reserve action in three games, including in the Pac-12 Championship and Rose Bowl Game.

High School: Three-star recruit out of Bethany HS and the No. 13 prospect out of Oklahoma, per 247Sports.

- Played all four years on his varsity high school team, playing both offense and defense.
- First-team all-district.
- Totaled 93 receptions for 1,148 yards and seven touchdowns.
- Garnered 1,182 all-purpose yards.
- Had one punt return and two kickoff return touchdowns.
- Totaled 11 touchdowns in his career.
- Collected 107 total tackles over four years (4.0 TFL), also snagging seven interceptions and had 18 pass deflections.
- 54 of his 107 tackles came during his senior year.
- Punted 22 times for 712 yards (32.4 avg) with his long being 49 yards and dropped seven inside the 20.
- Also competed in track in high school.

60 SHINTARO MANN

Offensive Line
5-11, 296, Jr.
Provo, Utah
Timpview HS



2022: Did not see action.

2020: Did not see action, Pac-12 Academic Honor Roll.

2017: Walked on the team in the spring, did not see action.

High School: Played football at Timpview HS after starting his career at Copper Hills HS as a freshman.

- Second-team all-state as a senior, also earning first-team all-region and honorable mention all-valley.
- 47 pancake blocks and 77 knockdowns as a junior.
- Timpview won the 4A state championship in 2014 and finished second in the state in 2015.

Personal: Son of David and Hikaru Mann ... three sisters and a brother ... is half Japanese and speaks the language fluently.

23 FAYBIAN MARKS

Cornerback
5-10, 191, Jr.
Richmond, Texas
George Ranch HS



2022: Played in six games as a reserve corner and on special teams.

- One tackle in the game vs. San Diego State.

2021: Saw action in 10 games, starting seven before being sidelined due to injury.

- Provided 25 tackles and two pass breakups on the season.
- Recorded a career-high eight tackles and a pass breakup in Utah's win over No. 18 Arizona State.
- Six stops vs. Washington State, all solo tackles.
- Also had multi-tackle games against San Diego State, USC and Oregon State.
- One tackle and a pass breakup against Weber State.

2020: Played in all five games, playing on defense in three.

- Five total tackles and two passes defended (1 INT, 1 PBU).
- Two tackles, a pass breakup and an interception (28 yd return) against Washington.

High School: Three-star recruit on 247Sports, Rivals and ESPN out of George Ranch HS.

- Second-team all-district as a senior.
- Two interceptions and two forced fumbles as a senior, also catching an 86-yard touchdown pass on offense.
- Averaged 26.7 yards on kickoff returns as a senior and 18.9 as a junior.
- Also competed in track and field.

Personal: Son of Tonya and Clyde ... has two brothers ... both his brothers, Torin and Xavian, played football at Alabama.



Returner Profiles

INFORMATION

HERE'S UTAH

2023 OUTLOOK

PLAYER BIOS

COACHES & STAFF

SERIES HISTORY

2022 IN REVIEW

BOWL HISTORY

RECORD BOOK

12 SIDNEY MBANASOR

Wide Receiver
6-5, 214, R-Fr.
Pflugerville, Texas
Pflugerville HS



2022: Played in two games at wide receiver and on special teams.

High School: Rated a three-star recruit out of Pflugerville HS.

- Named second-team all-district in 2021.
- As a senior, had 21 receptions for 543 yards (25.9 ypc) and six touchdowns.
- Was unable to play in 2020 after transferring from Hendrickson High School.
- Also lettered in basketball and track & field.

4 MUNIR MCCLAIN

Wide Receiver
6-4, 217, Jr.
Atlanta, Ga.
USC



2022: Played in nine games with one start, recording two catches for 18 yards.

- Earned his first start against Oregon State.
- Had his first catch against Oregon State for 12 yards.
- Tallied one reception for six yards at UCLA

2021: Saw action in two games, playing on special teams against Weber State and Oregon in the Pac-12 Championship game.

Prior to Utah: Played in five games in 2019 for USC before suffering a season-ending injury.

- Had three catches for 19 yards in 2019, including two for 10 yards against Stanford.

High School: Played football and basketball at JSerra Catholic HS.

- 2018 PrepStar All-Western Region and Orange County Register All-Orange County second-team.
- 40 receptions for 659 yards (16.5 ypc) and 10 TDs in 2018.
- 19 catches for 390 yards (20.5 ypc) with four touchdowns as a junior.

Personal: Brother, Abdul-Malik, was a linebacker at USC from 2019-20 ... grandfather, Lawrence, played basketball at UNLV and then was an all-conference player on the 1977 Texas Southern team that won the NAIA Championship.

6 JUSTIN MEDLOCK

Linebacker
6-0, 220, R-Fr.
Missouri City, Texas
Manvel HS



2022: Played in five games.

- First collegiate tackle came in the win vs. Arizona.
- Added a special teams stop during the Rose Bowl Game vs. No. 11 Penn State.
- Pac-12 Academic Honor Roll.

High School: Three-star linebacker and three-year starter at Manvel HS.

- Helped Manvel to the Class 5A Division I regional semifinal in 2021.
- Finalist for the 2021 Whataburger Super Team.
- Earned all-district first-team honors following his sophomore season.
- As a senior in 2021, recorded 97 tackles (12 TFL), 3.5 sacks, two PBU and a forced fumble.
- Tallied 21 tackles (five TFL), two sacks and a pick-six during an injury-shortened junior campaign.
- Had 117 tackles (eight TFL), 3.5 sacks, five PBU and two fumble recoveries as a sophomore in 2019.
- Brother, Jayce, played tight end at UConn from 2019-21. Father, Jason, was a linebacker at Texas A&M.

20 JETT MEINE

Wide Receiver
6-0, 212, R-Fr.
Draper, Utah
Corner Canyon HS



2022: Did not see action.

High School: Three-star recruit out of Corner Canyon HS.

- All-state and all-region first-team in 2021.
- Finished high school career with 102 receptions, 1,906 yards and 23 touchdowns after playing two seasons of varsity football.
- Had 75 catches for 1,450 yards and 15 touchdowns his senior season, averaging 103.6 yards per game.
- Recorded six 100-yard receiving games in 2021, including a career-high 250 against Skyridge.
- Notched 27 receptions for 456 yards and eight touchdowns in 2020-21.

52 MICHAEL MOKOFISI

Offensive Line
6-4, 320, So.
Woods Cross, Utah
Woods Cross HS



2022: Started in 13 games (12 at RG, 1 at LG).

- Helped the Utes to 2176 rushing yards per game, which ranked 11th in the FBS and second in the Pac-12.
- Part of the offensive line that only allowed 1.07 sacks per game.

2021: Saw action as a reserve offensive lineman in four games.

High School: Three-star recruit and No. 11 recruit out of the state of Utah from Woods Cross HS.

- First-team All-State as a senior and was first-team all-region as a junior.
- 32 tackles (5.5 TFL, 2.5 sacks) his senior year, adding two passes defended and a blocked field goal.
- 35 tackles (2.0 sacks) as a junior, also recording two passes defended, one fumble recovered and one caused.
- Recorded 57 tackles (1.0 TFL) with five quarterback hurries and four passes defended as a sophomore.

43 GAVIN NAWAHINE

Defensive End
6-2, 245, So.
Meridian, Idaho
Rocky Mountain HS



2022: Did not see action.

2021: Did not see action, Pac-12 Academic Honor Roll.

2020: Walked on the team in the fall, did not see action.

High School: Played football at Rocky Mountain HS.

- First-team all-conference selection as a senior.
- Played in the Idaho East-West Shrine Game.

Personal: Son of Henry and Eve ... has eight siblings ... brother, Spanky, played football at Utah ... sisters, Malia and Valerie, both played basketball at Utah and BYU ... wife, Shalae, played basketball at BYU ... served an LDS church mission in Samoa.

Returner Profiles

38 BROCK NOWATZKE

Safety
6-0, 199, R-Fr.
Santa Clara, Utah
Snow Canyon HS



2022: Did not see action.

High School: Played football at Snow Canyon HS, earning first-team all-region in 2019.

- Tallied 142 tackles over three years for Snow Canyon with one career interception.
- Recorded 59 tackles (31 solo; 28 assisted) on the season with two pass deflections as a senior.
- Led the team in tackles as a junior with 48.
- Also lettered in track and field.

Personal: Son of Tim Nowatzke, who was a four-year member of the BYU Football team (1991-94) ... served a mission for The Church of Jesus Christ of Latter-day Saints.

32 HELAMAN OFAHENGGAUE

Linebacker
6-2, 221, R-Fr.
Lehi, Utah
Lehi HS



2022: Did not see game action.

High School: Played just one year of football at Lehi HS, earning All-State second-team and All-Region in 2021.

- Invited to the Blue-Grey All-American Bowl.
- Was a member of the 2021 Lehi squad that won the Utah 5A state title at Rice-Eccles Stadium.
- Contributed 69 tackles (11.5 sacks) during his senior season.
- Played four years of golf, earning Utah PGA Junior Player of the Year in 2020.

Personal: Son of Kelepi and Sara ... has four siblings.

81 CONNOR O'TOOLE

Defensive End
6-4, 251, Jr.
Albuquerque, N.M.
La Cueva HS



2022: Played in all 14 games, starting five, recording a defensive line-leading 41 tackles (4.0 TFL, 1.5 sacks), a fumble recovery, one pass breakup and three quarterback hurries.

- Made four tackles (1.5 TFL) in the Pac-12 Championship vs. No. 4 USC, including a fourth-quarter sack.
- Recovered a fumble, had one pass breakup and made one tackle vs. Arizona.
- Seven stops at Florida in his defensive end debut after converting from wide receiver in Spring 2022.
- Five more tackles to finish the season in the Rose Bowl Game vs. No. 11 Penn State.
- CSC Academic All-District.
- Pac-12 Academic Honor Roll.

2021: Saw action in all 14 games as a wide receiver, recording one reception for five yards.

- One reception for five yards against San Diego State.
- Also had 10 special teams tackles.
- Pac-12 Academic Honor Roll.

2020: Did not see action.

High School: Three-star recruit on 247Sports and Rivals, rated the No. 1 recruit in the state of New Mexico out of La Cueva HS.

- Two-time first-team all-state.
- Albuquerque Journal Metro Male Athlete of the Year as a junior for 2018-19.
- Missed five games his senior season due to injury, finishing with 39 receptions with 683 yards (175 ypc) and eight receiving touchdowns.
- 43 catches for 867 yards (20.2 ypc) with eight touchdowns, adding 20 carries for 211 yards (10.6 ypc) and three rushing touchdowns as a junior, also had 12 tackles (4.0 TFL, 2.0 sacks) and a blocked extra point his junior year.
- La Cueva won a state championship in football in 2018.
- Also competed in track and field, earning Albuquerque Journal Track Athlete of the Year in 2019 after qualifying for the state meet in five events, winning the 300-meter hurdles and finishing second in the 100 meter dash.

Personal: Son of Kevin and Lisa ... has one sister.

74 KEITH OLSON

Offensive Line
6-6, 312, R-Fr.
Napavine, Wash.
Napavine HS



2022: Did not see action.

High School: A three-star rated offensive lineman by 247Sports, ranked the No. 20 player in Washington after his career at Napavine HS.

- Part of a Napavine team that reached the 2021 Class 2B State Championship game.
- Helped the Tigers to a 12-1 record (6-0 in league) and was a captain as a senior in 2021.
- Named 2021 Pacific League Offensive MVP, as well as All-League as a defensive lineman.
- Collected AP All-State First Team accolades on both offensive and defensive line in 2019.
- 2019 Cascadia Preps 2B State Underclassman of the Year and Southwest Washington 2B All-League Mountain Division First Team.
- Anchored the offensive line during his junior year, when the squad finished 5-1 with an unofficial regional title.
- Also starred in basketball, baseball and track & field while at Napavine.
- Father, Kurt, was a member of both the football and baseball teams at Oregon State.



Connor O'Toole came to Utah as a wide receiver, making the switch to defensive end in 2022.



Returner Profiles

10 MONEY PARKS

Wide Receiver
5-10, 175, Jr.
Aledo, Texas
Aledo HS



2022: Played in all 14 games with three starts, recording 26 catches for 414 yards (2 TDs), six rushes for 36 yards and three kick returns for 61 yards.

- Career-high 88 receiving yards on a career-best four receptions with a career-long 57-yard touchdown in Utah's Pac-12 Championship win over USC.
- Had three catches for 71 yards against Southern Utah.
- 45-yard catch against USC in regular season play, also recording one rush for 13 yards.
- Career-high four catches at Colorado, notching 40 yards and a receiving touchdown.
- Career-long 32-yard kick return at Colorado.
- Had three receptions for 46 yards and a 14-yard kick return at UCLA.
- Two catches for 43 yards at Washington State.

2021: Saw action in 12 games, starting at USC.

- Caught his first pass as a Ute against USC, scoring a 12-yard receiving touchdown.

2020: Played in one game, seeing action on offense against No. 20 USC.

High School: Three-star recruit by 247Sports, Rivals and ESPN out of Aledo HS.

- Two-time all-state, earning first-team honors as a junior at Fort Worth All Saints, playing his senior and sophomore seasons at Aledo HS.
- Two-time first-team all-district.
- Invited to the Blue-Grey All-American Bowl.
- 64 receptions for 1,155 yards (18.0 ypc) and 19 receiving touchdowns as a senior at Aledo, adding 12 kick returns for 235 yards (19.6 ypr).
- 936 all-purpose yards included 691 receiving yards (51 catches, 13.5 ypc) and eight touchdowns as a junior at All Saints Episcopal, adding 13 kick returns for 215 yards (16.5 ypr) his junior season.
- 31 catches for 429 yards (13.8 ypc) and six touchdowns as a sophomore at Aledo.
- Aledo won the 2019 state championship was the state runners up in 2017.
- Also competed in track.

Personal: Son of Monk ... has one brother ... full name is Monterren Parks.

39 JADON PEARSON

Safety
6-3, 208, Jr.
Gilbert, Ariz.
Reedley College



2022: Appeared as a reserve in 13 games, primarily on special teams.

- Five tackles on the season, with a career-best three coming at Colorado.

Prior to Utah: Rated the No. 7 JUCO safety by 247Sports.com coming out of Reedley College, playing in 11 games in 2021.

- Earned All-Valley first-team honors.
- Played in 11 games, recording 74 tackles (9.0 TFL), three interceptions and four pass breakups.
- Averaged 78 tackles per game in conference play.
- Recorded a career-high eight tackles twice (vs. Modesto, vs. Fresno), also adding a TFL in both games.
- Had seven tackles (2.0 TFL) and a pass breakup against Laney.
- Signed with Air Force out of high school, playing in two games in 2020.

High School: Played football at Williams Field HS.

- Recorded 75 tackles, four interceptions and 19 pass breakups his senior season.
- Also competed in track and field, earning All-Arizona honorable mention in the hurdles in 2019.

77 SIMOTE PEPA

Defensive Tackle
6-3, 330, So.
South Jordan, Utah
Bingham HS



2022: Played in all 14 games, making his first start at Colorado, recording 27 tackles (6.0 TFL, 4.0 sacks) with two pass breakups.

- College Football Network Freshman All-America Honorable Mention.
- AP Pac-12 All-Conference First Team.
- Contributed three-plus tackles in five games.
- Posted six stops and 3.0 TFL, both career-highs, in the Stanford game.
- Logged a 10-yard sack as one of his two tackles in the Pac-12 Championship vs. No. 4 USC.
- Four stops (1.5 TFL) in the game at No. 12 Oregon.

2021: Saw reserve action in four games, Pac-12 Academic Honor Roll.

High School: Originally signed with Utah in 2019 before leaving on a church mission ... rated the No. 6 player in the state of Utah out of Bingham HS in 2017.

- Deseret News 6A MVP and Region 4 MVP in 2017, also a two-time all-state and all-region selection.
- Led Bingham to state titles in 2016 and 2017.
- 63 tackles as a senior in 2018.
- 60 tackles (3.0 sacks) in 2017 and 46 (4.0 sacks) as a sophomore in 2016.

19 BRYSON REEVES

Safety
6-1, 205, Jr.
Montrose, Calif.
St. Francis HS



2022: Played in 10 games, tallying seven tackles on defense and special teams.

- Had a career-best three stops in the win over Stanford.

2021: Saw action in six games on special teams, recording two tackles.

High School: Three-star recruit out of St. Francis HS, also competed in baseball and track and field.

- Three-time all-league first-team selection, also earning League Offensive MVP.
- Finished high school career with 2,144 receiving yards and 30 total touchdowns.
- 30 receptions for 447 yards (5 TDs) in a shortened senior season due to COVID restrictions, adding 83 rushing yards and three rushing touchdowns.
- 25 total tackles (2 PD) and a blocked field goal as a senior, adding 29 tackles (1.0 TFL) with two passes defended and a forced fumble as a junior.
- 58 catches for 995 yards (10 TDs), averaging 17.2 yards per catch as a junior along with 42 rushing yards and one rushing score.
- 34 catches for 702 yards (20.6 ypc) with eight touchdowns.
- Also racked up 197 punt return yards as a junior and 155 as a sophomore.

Personal: Son of Lydia Kennard and Sammi Reeves ... has two siblings.

Returner Profiles

21 KARENE REID

Linebacker
6-0, 227, Jr.
American Fork, Utah
Timpview HS



REID QUICK HITS

- All-Pac-12 second-team in 2022.
- 24 career games, 20 starts.

2022: Started all 14 games, posting 72 tackles (9.5 TFL, 5.0 sacks) with one forced fumble, one recovery, an interception, three pass breakups and two quarterback hurries.

- Pac-12 All-Conference (First Team AP; Second Team Coaches)
- CSC Academic All-District
- Season-high 10 stops (1.5 TFL) during the win at Arizona State, highlighting five games with six-plus tackles.
- Seven takedowns in the regular season meetings with No. 7 USC and No. 12 Oregon.
- Contributed four stops (2.0 TFL, 1.0 sack) during the Rose Bowl Game vs. No. 11 Penn State.
- First career fumble recovery was an 11-yard scoop-and-score during the Oregon game.
- Added another nine tackles (two third-down stops) in the Homecoming win vs. Oregon State.
- Pac-12 Academic Honor Roll.

2021: Played in 10 games, starting six, recording 44 tackles (2.0 TFL, 1.0 sack), two pass breakups and an interception.

- Talled a career-high 15 tackles (1.0 sack) in Utah's win against Washington State, also recording an interception to earn Pac-12 Freshman of the Week.
- Had nine stops in the win vs. UCLA.
- Recorded seven stops at Oregon State.
- Produced five stops in the comeback win over No. 18 Arizona State, including three during the fourth quarter.
- Had four tackles and a pass breakup at USC.
- Notched four stops including 1.0 TFL and a quarterback hurry at Stanford.
- Pac-12 Academic Honor Roll.

High School: Three-star recruit out of Timpview HS originally signed with Utah State out of high school in 2018.

- First-team all-state and Utah Valley Defensive MVP in 2017.
- Two-time first-team all-region.
- 84 tackles (11.0 TFL) during his senior season.
- 54 tackles (4.0 sacks) and one interception his junior year.
- 22 tackles (1.0 sack) as a sophomore.

Personal: Son of Spencer and Marrieta ... has two brothers and one sister ... father played football at BYU from 1994-97, signing with the Carolina Panthers out of college for two seasons, also playing one season with Indianapolis before sustaining a career-ending back injury ... brother, Gabe, joined the Utah Football team in 2022 after transferring from Stanford ... married to Addison Reid.

7 CAMERON RISING

Quarterback
6-2, 220, Sr.
Ventura, Calif.
Texas



RISING QUICK HITS

- 2022 Semifinalist for the Davey O'Brien Award and the Maxwell Award.
- Pac-12 All-Conference first-team in 2021, honorable mention in 2022.
- MVP of the Pac-12 title game in 2022.
- 15 career games with 200+ passing yards, including two 300-yard games and one 400-yard game.
- 27 career games with 25 starts.
- Tied for fifth all-time at Utah in starting quarterback wins, sitting at 18-6.

2022: Started in 13 games, recording 3,034 yards on 249-of-385 passing (8 INT, 26 TD), adding 77 rushes for 465 yards and six touchdowns.

- Named MVP of the 2022 Pac-12 Championship Game.
- Pac-12 All-Conference honorable mention.
- Ranked ninth in ESPN's QBR Rating.
- Ranked in the top-30 in the FBS in completion percentage (.647), passing touchdowns (26) and points responsible for (196).
- Had nine games with 200+ passing yards, including one 400-yard game and a 300-yard game.
- Completed 60-percent or higher of his passes in 10 games, including four in the 70-percent range.
- Recorded eight multi-passing touchdown games along with two games where he rushed and passed for touchdowns.
- 40 plays for 20 yards or longer (35 pass, five rush).
- Named Davey O'Brien National Co-Quarterback and Pac-12 Offensive Player of the Week for his performance against USC, also being named to the Davey O'Brien Great 8 and the Manning Award Stars of the Week.
- Was 30-of-44 for a career-high 415 yards (2 TDs), adding 11 rushes for 60 yards and a career-best three rushing touchdowns against USC.
- Threw for 310 yards and three touchdowns (22-of-34 passing) in Utah's win in the Pac-12 title game

against USC to win MVP.

- Had a career-high 91 rushing yards against Florida on seven carries, also going 22-of-32 for 216 yards and a touchdown.
- Threw a career-long 72-yard pass at Arizona State, finishing the game 19-of-29 for 260 yards.
- Completed 89% of his passes at Colorado (17-of-19) for 234 yards and three touchdowns.
- Recorded a career-high four passing touchdowns vs. San Diego State, going 18-of-30 for 224 yards.
- Notched 73 rushing yards (1 TD) along with 19-of-25 passing for 199 yards against Oregon State.
- Also threw for three touchdowns against Southern Utah, Oregon State, and Stanford.
- Recorded 95 passing yards and 56 rushing yards in the Rose Bowl vs. Penn State before leaving the game with an injury in the third quarter.

2021: Saw action in 13 games, starting the last 11, going 204-of-320 passing (5 INT, 20 TDs) for 2,493 yards, adding 74 carries for 499 rushing yards (6.7 ypc) and six rushing touchdowns.

- Pac-12 All-Conference first-team selection.
- Mayo Clinic Comeback Player of the Year semifinalist.
- Highest rated Pac-12 quarterback on ESPN's QBR Rating (84.2), ranking sixth overall.
- Ranked fourth in total offensive TDs (18), third in passing yards per game (214.1), third in passing efficiency (145.74) and second in passing yards per completion (12.76) in Pac-12 games only.



Cameron Rising is tied for fifth all-time at Utah in career quarterback wins (18).



Returner Profiles

INFORMATION

HERE'S UTAH

2023 OUTLOOK

PLAYER BIOS

COACHES & STAFF

SERIES HISTORY

2022 IN REVIEW

BOWL HISTORY

RECORD BOOK

Cameron Rising Cont.

- Pac-12 Offensive Player of the Week and Davey O'Brien Award "Great 8" honors after recording then-career highs in completions (22-of-28), passing yards (306), passing completion (.786) and passing touchdowns (3) at USC.
 - Was 19-of-30 passing (2 TD) for 294 yards against Arizona, also adding four rushes for 22 yards and a rushing score.
 - Threw for 267 yards (22-36-0) and two touchdowns against Oregon State, also rushing for 73 yards on 10 carries (7.3 ypc).
 - Pac-12 Offensive Player of the Week and Manning Award Player of the Week after leading Utah back from a 14-point deficit to beat No. 18 Arizona State.
 - Went 21-of-33 passing (2 INT) for 247 yards against Arizona State, throwing for two touchdowns while also rushing for 59 yards (6 carries) and a touchdown.
 - Was 17-of-22 for 214 yards (2 TDs) and a career-high 92 rushing yards (1 TD) against Ohio State in the Rose Bowl.
 - Scored through the air and on the ground in Utah's win over UCLA, throwing for 179 yards (17-27-0) and a touchdown, while rushing for 63 yards (6 carries) and a touchdown.
 - Threw for three touchdowns against Colorado, going 14-of-23 passing (1 INT) for 179 yards.
 - Went 10-of-18 passing for 178 yards against No. 3 Oregon in the regular season, also scoring a rushing touchdown.
 - Was 15-of-24 (2 INT) for 170 yards and a touchdown against Oregon in the Pac-12 Championship Game, adding nine rushes for 61 yards.
 - Was 19-of-32 (0 INT) with 153 passing yards and three passing TDs against San Diego State in the second half when he entered the game with 5:25 to go in the third quarter.
- 2020:** Played in one game, starting against No. 20 USC before suffering a season-ending injury.
- 3-of-6 passing for 45 yards (1 INT) against USC.
- 2019:** Redshirt.

Prior to Utah:

- Redshirted at Texas in 2018.
- Named to the Big 12 Commissioner's Honor Roll in spring 2018.

High School:

- No. 8 pro-style quarterback in the nation by Rivals and four-star recruit by Rivals and 247Sports out of Newbury Park HS.
- Two-time first-team All-CIF (2015, 2017).
- 2017 All-Camino League Offensive Back of the Year.
- First-team all-county and all-league.
- MaxPreps Sophomore All-American and Cal-Hi Sports Sophomore of the Year in 2015.
- Set a county record for attempts without an interception (324).
- 123-of-237 passing for 1,689 yards (15 TD, 6 INT) and 62 carries for 496 yards and nine touchdowns rushing as a senior.
- Played in only five games as a junior due to a season-ending injury, going 88-of-143 passing for

1,349 yards (14 TD, 4 INT) with 47 carries for 390 yards and four touchdowns.

- Threw for 3,213 yards and 40 touchdowns (191-of-319) with just one interception as a sophomore and rushed for 756 yards (79 carries) and 11 touchdowns.
- Also competed in track.

Personal: Son of Nicko and Eunice Rising ... two brothers ... full name is Cameron James Rising.

6 NATE RITCHIE

Safety
6-2, 205, Fr.
Cedar Hills, Utah
Lone Peak HS



2020:

- Started all five games at strong safety.
- Led the secondary with 28 total tackles (4.0 TFL, 1.0 sack), adding one fumble recovery and a pass breakup.
- Career-high seven tackles against Washington.
- Six tackles (1.0 TFL, 1.0 sack) against No. 21 Colorado, also recovering a fumble in the game.
- Five tackles (1.0 TFL) against Oregon State and USC.
- Five tackles (1.0 TFL) and a pass breakup against Washington State.

High School:

- Three-star recruit on 247Sports, Rivals and ESPN, rated the No. 4 recruit out of the state of Utah out of Lone Peak HS.
- Two-time first-team all-state.
- Region 4 Defensive MVP as a senior and first-team all-region as a junior.
- 2018 All-USA Utah football team.
- Played on offense, defense and special teams.
- 51 total tackles (5.0 TFL, 1.0 sack) with eight interceptions (151 return yards, three touchdowns) and seven passes defended his senior year, also going 44-of-47 on PATs and 11-of-16 on field goals, including a career-long 51-yarder.
- Also had 15 carries for 82 yards (5.5 ypc) with four rushing touchdowns along with three catches for 44 yards (1 TD) and 75 kick return yards as a senior.
- 39 tackles (1.0 TFL), six interceptions (148 return yards, two touchdowns), three passes defended and a forced fumble as a junior, adding four kick returns for 348 yards (87.0 ypr), scoring five return touchdowns (2 PR, 3 KR) and went 38-of-45 PATs, also going a perfect 8-for-8 on field goals.
- Added four carries for 85 yards and one rushing touchdown as a junior.
- Lone Peak won the 6A state championship in 2018 ... 29 tackles, four interceptions (48 return yards) and five passes defended his sophomore season, going 37-of-42 on PATs and 6-of-9 on field goals.
- Also played basketball.

Personal: Son of Brad and Amy ... has four sisters ... father played football at BYU ... served a church mission after his freshman year at Utah, returning in 2023.

8 BRANDON ROSE

Quarterback
6-2, 210, R-Fr.
Temecula, Calif.
Murrieta Valley HS



2022: Did not see action.

High School:

- Three-star pro-style quarterback out of Murrieta Valley HS, passing for 7,521 career yards and 74 touchdowns.
- Named Southwestern League MVP on the way to leading his team to a league championship as a senior.
- Three-time all-league selection, earning first-team as a junior and senior.
- Recorded 3,002 passing yards (174-of-260) and 33 touchdowns as a senior, also notching 236 rushing yards and two touchdowns.
- Threw for 1,415 yards and 11 touchdowns in a shortened five-game junior season, completing 70-percent of his passes while adding 193 rushing yards and four touchdowns.
- Earned All-Area second-team in 2019 as a sophomore.
- Was 201-of-294 passing (68-percent) for 3,087 yards and 30 touchdowns, also rushing for 395 yards and six scores as a sophomore.

49 JASON SIAOSI

Linebacker
6-0, 227, Sr.
Carlsbad, Calif.
Southern Virginia



2022: Did not see action.

Prior to Utah:

- Was a member of the football program at Division III Southern Virginia from 2018-21.
- Appeared in 24 games, earning all-conference second-team in 2021 after leading the USA South Conference with 105 tackles (5 TFL).
- Averaged 10.5 stops per game in 2021, including a career-high 18 tackles in a game against LaGrange (Sept. 18).

High School:


- Attended Carlsbad HS in California.
- Competed in football and lacrosse.

Returner Profiles

24

DARRIEN "BLEU" STEWART

Safety
6-0, 202, So.
Las Vegas, Nev.
Desert Pines HS



2022: Saw time in seven games primarily on special teams, Pac-12 Academic Honor Roll.

2021: Saw action in three games on the season, Pac-12 Academic Honor Roll.

High School: Rated the No. 7 recruit in the state of Nevada out of Desert Pines HS.

- 30 tackles (1.0 TFL) and an interception as a junior.
- 29 total tackles as a sophomore.
- Ran track, running on the state championship 4X400 meter relay team in 2018.

Personal: Son of Daniel and Tarsha ... has three brothers ... father played football at UNLV from 1995-96 ... mother ran track at Cal and Pepperdine ... full name is Darrien Stewart.

47

MIKI SUGUTURAGA

Tight End
6-4, 256, Jr.
Kaneohe, Hawaii
Punahou School



2022: Fourteen games played with nine starts at defensive end.

- Fifteen tackles (1.5 TFL, 1.0 sack) on the season with one QB hurry and one pass breakup.
- Made three stops, including a game-sealing sack, in the Pac-12 Championship vs. No. 4 USC.
- Four tackles at Florida was a career-high.
- Added one takedown during the Rose Bowl Game vs. No. 11 Penn State.
- Pac-12 Academic Honor Roll.

2021: Saw action as a reserve in seven games.

- Had four tackles (1.0 sack) on the season.
- Recorded a tackle against BYU, UCLA, Stanford and Colorado with his tackle at Stanford being his first-career sack.
- Pac-12 Academic Honor Roll.

2020: Played in two games, Pac-12 Academic Honor Roll.

2019: Redshirt played in two games (Idaho State, Texas).

High School: Played football and competed in track and field at Punahou School.

- 2016 ILH Division I Defensive MVP and first-team USA Today All-USA Hawaii as a senior.
- 2015 second-team IHL Division I All-Star.
- Invited to play in the Polynesian Bowl.
- Also competed on the track and field team and placed second in the state in the discus and fifth in the shot put in 2016.

Personal: Son of Vitani Suguturaga and Emaleti Mokofisi ... five sisters and three brothers ... cousin of former Utah and NFL players Chris and Ma'ake Kemo'eatu ... interested in competitive eating ... originally signed in 2017 before going on a church mission ... name is pronounced me-key soo-ga-too-wrong-guh.

58

JUNIOR TAFUNA

Defensive Tackle
6-3, 310, Jr.
Taylorsville, Utah
Bingham HS



TAFUNA QUICK HITS

- 2022 Pac-12 All-Conference Second Team.
- 2021 Pac-12 Freshman Defensive Player of the Year.
- 2021 AP Pac-12 All-Conference Second Team.
- 27 games played as a Ute, 25 consecutive starts.

2022: Started all 14 games, contributing 27 tackles (3.5 TFL, 1.0 sack), one interception, two QB hurries and a breakup.

- Season-best six tackles in the Homecoming victory vs. Oregon State.
- Made five more stops in the game at No. 18 UCLA.
- Came up with a sack during the Rose Bowl Game vs. No. 11 Penn State.
- First career interception highlighted a three-tackle day vs. Southern Utah.
- Logged his first pass breakup of the season at No. 12 Oregon.



Junior Tafuna enters 2023 with 27 games played.

2021: Saw action in 13 games on the season, starting at left tackle in the final 11 contests.

- Pac-12 Freshman Defensive Player of the Year.
- Recorded 33 tackles (5.5 TFL, 4.5 sacks) along with a fumble recovery and a pass breakup.
- Put up a career-high nine tackles (1.5 TFL, 1.0 sack) against Arizona.
- Had four tackles that included a 12-yard sack against No. 18 Arizona State.
- Recorded three tackles (1.5 TFL, 1.5 sacks) against No. 3 Oregon in the regular season, earning Pac-12 Defensive Line Player of the Week.
- Logged four tackles in the second game of his career against San Diego State.
- First career fumble recovery came at Oregon State.
- Pac-12 Academic Honor Roll.

2020: Did not see action.

High School: Three-star recruit out of Bingham HS, rated the No. 7 recruit in the state of Utah.

- Second-team all-state as a senior in 2018.
- Invited to the 2019 Polynesian Bowl.
- 64 tackles (1.0 sack) and an interception as a senior in 2018.
- 74 tackles (1.0 sack) and an interception in 2017.
- Bingham HS won state championships in 2016 and 2017.

Personal: Son of Mau and Timote ... has four siblings ... served an LDS mission in Praia, Cape Verde ... full name Timote (Junior) Maile Tafuna.

57

KEANU TANUVASA

Defensive Tackle
6-4, 295, R-Fr.
Mission Viejo, Calif.
Mission Viejo HS



2022: Four games played on the season, tallying six tackles (1.5 TFL).

- Made three tackles (0.5 TFL) during his collegiate debut vs. Southern Utah.
- Two more stops in the regular season finale at Colorado.
- First career sack went for three yards during the Stanford win.

High School: Three-star recruit originally signed with Utah in 2019, leaving on his church mission.

- Two-time all-league selection, earning first-team as a senior.
- All-County first-team in 2019.
- Mission Viejo went 10-0 in the regular season in 2019.
- 40 total tackles (12.0 TFL, 5.0 sacks) as a senior.
- 30 tackles (6.0 TFL, 5.0 sacks) and a forced fumble his junior year.
- Participated in the 2020 Polynesian Bowl.
- Also played basketball.



Returner Profiles

INFORMATION

HERE'S UTAH

2023 OUTLOOK

PLAYER BIOS

COACHES & STAFF

SERIES HISTORY

2022 IN REVIEW

BOWL HISTORY

RECORD BOOK

73 TANOA TOGAI

Offensive Line
6-6, 316, So.
Rigby, Idaho
Rigby HS



2022: Played in 11 games on the offensive line and on special teams.

2021: Saw action in the wins over Weber State and Colorado.

2020: Did not see action.

High School: Three-star recruit, rated the No. 3 recruit in the state of Idaho out of Rigby HS.

- First-team all-state as a senior.
- 2019 5A High Country Defensive Player of the Year and 2018 first-team all-conference.
- Invited to play in the 2020 Polynesian All-American Bowl.
- Rigby won the 2019 5A state championship.
- All-state in basketball, also competed in track and field.

Personal: Son of Jennifer and Jerry ... five siblings ... father Jerry played football at Kansas State ... cousin Tommy is a sophomore defensive lineman at Ohio State ... pronounced TAH-noah tong-EE-eye.

28 SIONE VAKI

Safety
6-0, 208, So.
Antioch, Calif.
Liberty HS



2022: Appeared in all 14 games (five starts), seeing time both on defense and special teams, recording 41 tackles (3.5 TFL) with a forced fumble and three pass breakups.

- Career-best nine stops (two on third down) came during his first start at Washington State.
- Led the team and matched a game-high with eight stops in the Rose Bowl vs. No. 11 Penn State.
- Posted six tackles (1.0 TFL) and a pair of pass breakups in the Pac-12 Championship vs. No. 4 USC.
- Contributed a career-best 2.0 TFL in the regular season finale at Colorado.

High School: Three-star recruit rated by 247Sports and Rivals, who originally signed with the Utes in 2019 out of Liberty HS.

- Joined the Utes after returning from a two-year church mission.

- Also held receiver and returner roles at Liberty HS.
- Invited to the 2019 Polynesian Bowl.
- Bay Valley Athletic League MVP as a senior in 2018.
- All-BVAL selection on both offense and defense as a senior.
- Second-team all-metro as a junior.
- Third-team all-Bay Area News Group and Cal-Hi Sports Junior All-State in 2017.
- Recorded 73 tackles (1.0 TFL), four interceptions (1 TD), two forced fumbles and two fumble recoveries as a senior in 2018.
- 1,684 all-purpose yards as a senior included 111 kick return (1 TD), 96 punt return, 75 interception return and 43 rushing (1 TD).
- 65 receptions for 1,359 yards and 20 touchdowns in 2018, averaging 104.5 yards per game and 20.9 yards per catch.
- Part of the 2018 Liberty BVAL championship squad that finished second in California in the open division.
- 45 tackles, an interception returned 47 yards for a touchdown and two fumble recoveries as a junior in 2017.
- As a junior, 1,214 all-purpose yards included 809 receiving (12 TD) and 358 rushing (6 TD), helping Liberty to the 2017 CIF North Coast Section Division I state title.
- Played at Antioch HS as a sophomore and recorded 14 tackles (2.0 sacks) and 146 receiving yards.

Personal: Son of Piuleini Vaki and the late Oto'ota Vaki.

16 ZEMAIAH VAUGHN

Cornerback
6-2, 185, Jr.
Beaumont, Texas
Beaumont United HS



2022: Saw action in all 14 games with seven starts, recording 25 tackles (1.0 TFL), one forced fumble, a recovery and a team-leading nine pass breakups.

- Had a career-high three pass breakups vs. Arizona, to go with three tackles and a fumble recovery.
- Season-high four stops came in the Pac-12 Championship vs. No. 4 USC.
- Followed that up with three tackles in the Rose Bowl Game vs. No. 11 Penn State.
- Forced his first career fumble in the game at No. 12 Oregon.
- Knocked away two passes during the regular season win over No. 7 USC.

2021: Played in 13 games, making four starts.

- Twenty-five tackles (3.0 TFL, 0.5 sack) with four pass breakups.
- Had a career-high five tackles at Stanford and against No. 3 Oregon in the regular season, also

- recording 1.5 TFL and a pass breakup vs. the Cardinal.
 - Recorded three tackles and a pass breakup at USC.
 - Notched a tackle for loss and a pass breakup vs. Colorado.
 - Had another three-stop night at Oregon State.
 - Two tackles in the Pac-12 Championship vs. No. 10 Oregon.
- 2020:** Walked on the team in the fall, playing in four games, seeing action on defense against Washington and Washington State.
- Recorded his first-career interception against Washington, returning it for 73 yards.
 - One tackle against Washington State.

High School: Played quarterback at Beaumont United HS.

- First-team all-district as a senior.
- Finished in the top-three in District MVP voting.
- 854 passing yards and eight touchdowns as a senior, adding 1,049 rushing yards.
- Led all quarterbacks in 21-6A in rushing his senior year.
- Dislocated his femur his freshman year and had to spend time in the hospital.

Personal: Son of Chris and Zipporah ... has seven siblings ... brother, Zach, transferred to Utah as a wide receiver in 2021 ... brother, Xzavier, played at Arkansas-Pine Bluff before transferring to Lincoln University in 2022.



Zemaiah Vaughn began his career as a walk-on in 2020, earning a scholarship in 2021.



17 DEVAUGHN VELE

Wide Receiver
6-5, 210, Jr.
San Diego, Calif.
Rancho Bernardo HS



VELE QUICK HITS

- 37 career games with 19 starts at Utah.
- 2022 Pac-12 All-Conference honorable mention.
- Began his career as a walk-on in 2019 before being awarded a scholarship in 2020.

2022: Appeared in all 14 games with 12 starts, ranking second on the team in receptions (55) and receiving yards (695), scoring five touchdowns along with 26 punt returns for 246 yards.

- Pac-12 All-Conference honorable mention.
- Caught at least three passes in 10 of Utah's 14 games.
- Notched his first-career 100-yard receiving game, recording 100 yards on five catches vs. Penn State in the Rose Bowl.
- Recorded a career-high seven receptions for 94 yards and a touchdown against Oregon State.
- Had six catches for 87 yards and two punt returns for 23 yards at UCLA.
- Notched three catches for 38 yards and two touchdowns with a career-best five punt returns for 60 yards vs. San Diego State.
- Had five catches for 62 yards (1 TD), was one-for-one in passing for nine yards and had a career-long 23-yard punt return vs. USC.
- Six catches for 61 yards and a touchdown against Stanford.
- Also had a 21-yard punt return vs. Southern Utah.
- Pac-12 Academic Honor Roll.

2021: Saw action in all 14 games with seven starts, recording 23 receptions for 389 yards (16.9 ypc) and a touchdown.

- Career-high four receptions for a team-high 84 yards against USC, scoring his first touchdown as a Ute on a career-long 37-yard flea flicker reception.
- Recorded three receptions for 69 yards at Oregon State which included a career long 45-yard reception.
- Three catches for 57 yards against Arizona State (19.0 ypc).
- Caught three passes for 44 yards in Utah's win over UCLA.
- Two receptions for 33 yards against Ohio State in the Rose Bowl.
- Had two special teams tackles.

2020: Played in all five games.

- Two receptions for 12 yards.
- One catch for nine yards against USC.
- Pac-12 Academic Honor Roll.
- Awarded a scholarship.

2019: Walked on the team in the spring, redshirt saw action in four games, starting against Colorado.

- One special teams tackle.

High School: Played football and basketball at Rancho Bernardo HS.

- Invited to the 2016 Polynesian All-American Bowl and the 2016 Alex Spanos All-Star Football Classic.
- 52 receptions for 980 yards (18.8 yards per catch) with 11 touchdowns as a senior, also completed his only pass attempt for a 45-yard touchdown and made two interceptions his senior season.
- 126 yards receiving, two touchdowns and an interception in the state title game.
- 11 catches for 209 yards (4 TD) his junior year.
- Rancho Bernardo won the 2015 CIF Division III-A state title, as well as regional and league titles.
- 2016 National Football Foundation San Diego Chapter Scholar-Leader-Athlete Award.
- 2015 first-team Cal-Hi Sports all-state all-academic and San Diego Union Tribune All-Academic team.

Personal: Son of Efaraima Jr. and Afagaila Vele ... served an LDS church mission in Samoa ... born in Indiana ... name is pronounced deh-vawn veh-lay.



Devaughn Vele earned All-Pac-12 honors in 2022 after finishing with 941 all-purpose yards.

95 ALIKI VIMAHI

Defensive Tackle
6-4, 310, Jr.
Kahuku, Hawaii
Kahuku HS



2022: Played in all 14 games, making nine starts with 14 tackles (2.0 TFL, 1.0 sack).

- Career-best four stops in the Homecoming win vs.

Oregon State.

- First sack of the season came in the win over Arizona.
- Was in on a pair of tackles during the game at No. 18 UCLA.
- Had assisted TFLs during the wins over San Diego State and Stanford.

2021: Played in 10 games, with two starts, recording 12 tackles (2.0 sacks), three pass breakups and a quarterback hurry.

- Had a career-high three tackles against USC.
- Made his collegiate debut vs. Washington State with two tackles, including a three-yard sack, and a pass breakup.
- Added a tackle and another breakup during the win over No. 3 Oregon.
- Had a seven-yard sack vs. Colorado.

2020: Did not see action.

High School: Played football at Kahuku HS.

- 2016 Honolulu Star Advertiser Hawaii All-State Football Team and first-team USA Today All-USA Hawaii Football Team.
- Two-time All-Hawaii Division I pick earned first-team honors as a senior in 2016.
- 2016 first-team All-OIA Division I Blue Conference and 2015 OIA first-team all-star.
- 20.5 tackles, six sacks and a fumble recovery in 2016.
- Invited to play in the Polynesian Bowl in Hawaii after his senior season and led all tacklers in the first half with four stops (2 TFL, 1 sack).

Personal: Son of Tevita and Lori Vimahi ... brother Enokk is a sophomore offensive lineman at Ohio State ... originally signed with Utah in 2017 before leaving on an LDS church mission ... full name is Alekisanita Vimahi, but goes by Aliko ... pronounced AH-lee-key vee-MAH-hee.

26 CHARLIE VINCENT

Running Back
5-10, 200, Jr.
Salt Lake City, Utah
East HS



2022: Played in 14 games at running back and on special teams with one start, recording 17 carries for 60 yards and one touchdown.

- Had a career-high seven carries for 23 yards, scoring his first-career touchdown against Arizona.
- Four rushes for 23 yards including a season-long 12-yarder at Colorado.
- Earned his first career start at running back against Washington State.
- Had his first four carries as a Ute against Southern Utah, totaling 15 yards.



Returner Profiles

Charlie Vincent Cont.

- Pac-12 Academic Honor Roll.

2021: Saw action in nine games, Pac-12 Academic Honor Roll.

2020: Played in four games on special teams.

- Pac-12 Academic Honor Roll.
- Awarded a scholarship.

2019: Walk-on joined the team, redshirt.

High School: Played football, baseball and basketball at East HS.

- Two-time all-state, earning second-team honors as a senior.
- 2017 Region 3 MVP and two-time first-team all-region.
- 10 career 100-yard rushing games.
- 65 carries for 413 yards (4 TD), four receptions for 155 yards (1 TD) and 22 tackles as a senior.
- 110 carries for 1,215 yards (14 TD) and seven receptions for 188 yards (2 TD) in 2017.
- 50 carries for 692 yards (11 TD), six receptions for 202 yards (3 TD), 19 tackles and an interception as a sophomore.
- East won the 4A state championship in 2015, 2016.

Personal: Son of Darin and Denece Vincent ... both parents went to Utah ... one brother and one sister ... full name is Charles Drew Vincent.

76 ZEREQUE WILLIAMS

Offensive Line
6-8, 310, So.
Phoenix, Ariz.
Mountain Pointe HS



2022: Appeared in all 14 games on special teams and the offensive line, Pac-12 Academic Honor Roll.

2021: Saw action in two games, playing on special teams against Weber State and at Stanford.


High School: Three-star recruit by 247Sports, Rivals and ESPN out of Mountain Pointe HS.

- All-city and all-region as an offensive lineman.
- Strong offensive tackle who helped the Pride to 134.8 rushing yards per game as a senior.
- Didn't play football between seventh grade and his senior season.
- Played basketball during his junior year, helping his team to the state championship game.
- Earned 6A all-state second-team for basketball as a senior.

Personal: Son of Kimberly and Richard ... has one brother ... brother, Eriq, plays football at NAU ... mother played basketball at Eastern Washington and Evangel University.

87 THOMAS YASSMIN

Tight End
6-5, 251, Sr.
Sydney, Australia
The Scots College



2022: Played in 13 games with six starts, recording 13 catches for 301 yards and six touchdowns.

- Averaged 23.2 yards per catch.
- Scored five of his six touchdowns in the final six games.
- Had a career-high 81 receiving yards on just two catches in Utah's Pac-12 title win over USC, recording a 60-yard touchdown reception.
- Recorded a career-long 72-yard catch at Arizona State.
- Had a 12-yard touchdown against Arizona, finishing the game with two receptions for 42 yards.
- Caught a 41-yard touchdown pass at Colorado.
- Notched a career-high three receptions at Washington State, finishing with 16 yards.
- Had a career-long 29-yard touchdown reception vs. Southern Utah, also scoring a 14-yard receiving touchdown against Stanford.
- Scored a one-yard receiving touchdown in the Rose Bowl vs. Penn State.
- Also had six special teams tackles.

2021: Saw action in 13 games as a reserve tight end and on special teams.

- One reception for six yards against Weber State.
- Three special teams tackles.
- Pac-12 Academic Honor Roll.

2020: Played in all five games, Pac-12 Academic Honor Roll.

2019: Played in 11 games, seeing action on offense in four.


- Two special teams tackles.

2018: Redshirt, first experience playing American football.

High School: Played rugby at The Scots College in New South Wales, Australia.

- Named to the Australian Schools Barbarians all-star team, which played Fiji and New Zealand at the Tri Nations Series in 2017.
- Played for NSW II.
- Also played basketball and threw the shot put.

Personal: Son of Fadi and Sofia Yassmin (pronounced yaz-min) ... two brothers ... enjoys gaming and cooking.



Thomas Yassmin had never played the sport of football prior to stepping foot on campus in 2018.

BRITON ALLEN

Safety
6-0, 190, Jr.
Orlando, Fla.
USC

Prior to Utah: Played at USC from 2019-22, seeing action in 14 games.

- Played in four games in 2020 as a safety and on special teams, recording two tackles vs. Washington State and one against Arizona.
- Saw action in 10 games as a true freshman in 2019, making five tackles on the season.
- Sat out of the 2021 season due to a fall camp injury, missing the 2022 season as well.

High School: Finished his high school career at IMG Academy after playing three seasons at Lake Highland Prep.

- Earned 2018 PrepStar All-Southeast Region at IMG Academy as a senior, recording 21 tackles and three pass breakups.
- Played safety and wide receiver at Lake Highland, earning All-State.
- Recorded 71 tackles and a forced fumble, 11 catches for 238 yards (3 TDs), three rushes for 24 yards, four punt returns for 102 yards (1 TD) and six kickoff returns for 50 yards at Lake Highland.

Personal: Nickname is "Bam".

MILES BATTLE

Cornerback
6-4, 205, Sr.
Houston, Texas
Ole Miss

Prior to Utah: Appeared in 46 games with four starts at Ole Miss from 2018-22.

- Named to the 2022 Reese's Senior Bowl Watch List.
- Recorded 65 tackles, two interceptions, a fumble recovery and 16 PBUs during his career.
- Ranked second in the cornerback room with 37 tackles in 2022, including a career-best nine stops vs. Alabama.
- Made the switch from wide receiver to defensive back midway through the 2020 season.
- Logged seven receptions for 60 yards.
- Three-time selection to the AD Honor Roll.

High School: Rated a four-star recruit by 247Sports, Rivals and ESPN coming out of Cy Creek HS in Houston.

- Was 247Sports' No. 37 prospect in the state of Texas and No. 43 in Rivals' rankings.
- Three-time 17-6A All-District selection, including unanimous first-team as a junior and senior.
- Finished his high school career with 2,036 yards receiving and 30 total touchdowns.
- Made 52 catches for 761 yards and 13 touchdowns as a senior.

Personal: Son of Tyrone and Taffney ... sister, Madison, plays softball at Texas Southern University.

COLE BECKER

Kicker
6-3, 232, Jr.
Roseville, Calif.
Colorado

Prior to Utah: Played in 24 games at Colorado from 2021-22 with his 25 made field goals tying for seventh all-time for the Buffaloes.

- Scored 120 points (25 FGs, 45 PATs) in two seasons.
- Had 94 kickoffs at Colorado with 63 touchbacks.
- Became the 10th fastest player to score 100 points in Colorado history.
- Finished the 2022 season 11-of-13 on field goals, including a long of 49 yards vs. Arizona State.
- Was also 20-of-21 on PATs.
- Earned first-team All-Pac-12 by PFF and Pro Football Network in 2021 after scoring 67 points on 14-of-20 FGs and 25-of-25 PATs.
- Ranked second in the Pac-12 in 2021 with his 14 field goals made.
- Was 3-of-4 on field goals from 50+ yards, including his career-long of 56 yards.

High School: Ranked as the No. 1 kicker nationally by Kohl's Professional Camps out of Rocklin HS.

- Named a six-star kicker by Chris Sailer Kicking and was a three-star recruit on 247Sports.
- ESPN rated him the No. 2 kicker in his class.
- Played two years on varsity at Rocklin.
- Went viral on social media after hitting a 68-yard field goal.
- Only missed one kick in high school, connecting on 45 of his 46 attempts.
- Earned all-state, all-section, all-metro and all-league as a junior.
- Also played basketball.

Personal: Son of Scott and Stephanie ... has one brother.

CJ BLOCKER

Cornerback
6-0, 175, Fr.
Houston, Texas
New Caney HS

High School: Four-star recruit on 247Sports out of New Caney HS.

- Ranked by 247Sports as the No. 17 cornerback in the country and No. 33 player in Texas.
- Nominated for the 2022 Whataburger Super Team.
- 2022 District Special Teams Player of the Year.
- Helped New Caney to an 11-1 record and 7-0 district mark in his final season.
- Nine pass breakups during his senior season along with six interceptions (2 TD), 18 tackles and three kick return touchdowns.
- Had 27 tackles as a junior in 2021 with a 30-yard interception return, one fumble recovery and five PBUs.
- Also competed in track & field and helped New Caney win the 2022 district team championship.
- Part of the 4x100-meter relay team that set a school-record time of 42.08 seconds.

JUSTICE BRUSATTO

Snapper
6-4, 222, So.
West Jordan, Utah
Idaho State

Prior to Utah: Spent the 2022 season at Idaho State, playing in 11 games primarily at long snapper.

- Came to Idaho State after he was a linebacker at Reedley College (Calif.) in 2021, appearing in three games with five tackles and an assisted TFL.

High School: Lettered as a two-way player at Hunter HS.

- As a quarterback in 2020, was 18-of-37 passing for 208 yards.
- Also rushed 16 times with one rushing touchdown.
- Contributed two more touchdowns on pick-sixes.

Personal: Son of Jim and Angi Brusatto ... Has three siblings, Alyssa, Gabriella and Maria ... Father attended Utah ... Enjoys skateboarding.



Newcomer Profiles

CHASE CARTER

Kicker
6-2, 193, Sr.
Knoxville, Iowa
Morningside University

- Prior to Utah:** Played at Morningside University from 2019-22, appearing in 51 career games.
- Earned All-America honors in 2021 from College Football Network, AFCA and AP, also being named first-team all-conference.
 - Was 24-of-35 on field goals and 331-of-344 on PATs during his time at Morningside.
 - Made a career-high four field goals (4-for-4) against Dordt in 2021.
 - Won three straight conference player of the week honors in 2021.
 - Helped Morningside to a NAIA Football Championship in 2021.
 - Was also 12-of-12 on PATs at Briar Cliff in 2021.
 - Scored a career-long 45-yarder in 2022.

OWEN CHAMBLISS

Linebacker
6-3, 230, Fr.
Corona, Calif.
Centennial HS

- High School:** Three-star recruit on 247Sports and Rivals.com out of Centennial HS.
- First-team All-CIF and league MVP as a senior, also earning first-team all-section and second-team LA Times.
 - Had 43 tackles (3.0 TFL, 2.0 sacks), five interceptions, two passes defended, a forced fumble and a fumble recovery his senior season.
 - Also recorded his first-career pick-six as a senior.
 - Recorded 27 tackles (1.0 TFL), an interception and three passes defended as a junior.
 - Helped his team to a CIF Championship in 2021.

Personal: Son of Garey Chambliss and Leida Patterson ... has one sister.

BEN DURHAM

Safety
6-0, 200, Fr.
Rancho Santa Margarita, Calif.
Santa Margarita Catholic HS

High School: Three-sport athlete out of Santa Margarita Catholic HS, recording 133 total tackles in

football (6.0 TFL, 1.5 sacks).

- Three-star recruit on 247Sports.
- Recorded 56 tackles (3.0 TFL, 1.0 sack), two passes defended and a forced fumble as a senior.
- 50 tackles (2.0 TFL, 0.5 sack) with one pass defended and two fumble recoveries his junior year.
- Racked up 27 tackles (1.0 TFL) and a forced fumble as a sophomore.
- Also played basketball and competed in track and field.

JACOB EDMONDS

Offensive Line
6-3, 303, Fr.
Vacaville, Calif.
Vacaville HS

- High School:** Two-time Sectional Lineman of the Year starred at Vacaville HS.
- Twice was named All-Section on both the offensive and defensive lines.
 - Protected on both sides for the Bulldogs squad that reached the sectional playoffs in 2021.
 - Won a sectional championship in shot put.
 - Honors student at Vacaville HS.

Personal: Son of Aaron and Danielle Edmonds ... Siblings are Addison, Avery, Carter, Parker and Tyler ... Father was a punter at BYU and was a Ray Guy Award semifinalist, before going on to play with the Detroit Lions ... Hobbies include cameras, cars, computers and dirt bikes.

LOGAN FANO

Defensive End
6-4, 246, Fr.
Spanish Fork, Utah
BYU

Prior to Utah: Enrolled at BYU in January 2022 prior to transferring to Utah.

- High School:** Two-time All-State, All-Region and All-Valley honoree served as a two-year captain at Timpview HS.
- Four-star recruit by 247Sports, Rivals and ESPN.
 - Named Region Defensive MVP as a senior.
 - No. 4 recruit in Utah and the No. 23 defensive end on 247Sports.
 - Named a Polynesian Bowl All-American.
 - Earned FBU Freshman All-America honors.
 - Contributed 115 tackles (20.5 sacks) as a senior with two quarterback hurries.

- Made two interceptions (one TD) in the 2020 season.
- Also played basketball while in high school.

Personal: Son of Bingham and Lori ... brother, Spencer, is a freshman offensive lineman at Utah ... sister, Shalyn, plays basketball at Utah Valley ... uncles Gabe Reid (BYU, Chicago Bears), Spencer Reid (BYU, Carolina), Teni Palepoi (Utah, San Diego) and Anton Palepoi (UNLV, Denver/Seattle) all played in the NFL.

SPENCER FANO

Offensive Line
6-5, 300, Fr.
Spanish Fork, Utah
Timpview HS

- High School:** All-American Four-star recruit on 247Sports out of Timpview HS.
- Invited to the East vs. West All-American Bowl.
 - Ranked by 247Sports as the No. 12 offensive tackle in the country and No. 2 player in Utah.
 - 2022 Daily Herald All-Valley First Team and Deseret News 5A First Team.
 - Protected for an offense that averaged 40.5 points per game and totaled 76 touchdowns in 2022.
 - Opened holes for a near-2,000-yard rusher and a quarterback who passed for over 2,330 yards.

Personal: Son of Bingham and Lori ... brother, Logan, is a freshman defensive end at Utah ... sister, Shalyn, plays basketball at Utah Valley ... uncles Gabe Reid (BYU, Chicago Bears), Spencer Reid (BYU, Carolina), Teni Palepoi (Utah, San Diego) and Anton Palepoi (UNLV, Denver/Seattle) all played in the NFL.

JOHNATHAN HALL

Safety
6-0, 217, Fr.
Katy, Texas
Katy HS

High School: Three-star recruit on 247Sports out of Katy HS.

- Earned 19-6A District Defensive Player of the Year and first-team All-State as a senior.
- All-District first-team selection in 2022.
- Finalist for the Touchdown Club Defensive Player of the Year in 2022.
- Named Midseason Level Up Team by Prep RedZone his junior year.

Personal: Son of Johnathan and Shanae ... has three sisters.



Newcomer Profiles

KASHTON HENJUM

Wide Receiver
6-1, 183, Fr.
Newport Harbor, Calif.
Newport Harbor HS

High School: Three-star recruit out of Newport Harbor HS.

- Two-time All-CIF selection.
- Also earned all-league and all-county honors.
- Was a MaxPreps Player of the Game five times in his career.
- Ranks in the top-10 all-time in receptions in the state of California.
- Finished career with 268 receptions for 4,138 yards (15.4 ypc, 96.2 ypg) and 39 touchdowns.
- Recorded 77 catches for 1,306 yards and 15 touchdowns as a senior.
- Also had 108 receptions for 1,551 yards and 14 touchdowns his junior year.
- Earned the OC All-Star Game MVP award after finishing with six catches for 140 yards and two touchdowns.
- Recipient of the Vincent D. Mulroy Scholarship Award.

MACK HOWARD

Quarterback
6-2, 189, Fr.
Columbus, Miss.
Oxford HS

High School: Three-star quarterback out of Oxford HS, ranked by 247Sports as the No. 48 quarterback in the country and No. 20 player in Mississippi.

- Selected for the 2022 Mississippi-Alabama All-Star Game.
- Ranked No. 9 in The Clarion Ledger's 2022 Dandy Dozen.
- Named the MAIS 5A Player of the Year and all-state in 2021.
- Threw for 93 total touchdowns with a 70-percent completion rate in high school.
- Transferred to Oxford HS and served as a captain after helping Heritage Academy to two MAIS 5A state titles in three seasons.
- As a senior in 2022, passed for 1,400 yards and 17 touchdowns with Oxford HS.
- Tallied 3,475 passing yards, 47 passing touchdowns and six rushing scores at Heritage as a junior in 2021.
- In the 2021 championship game, passed for 334 yards and six touchdowns.
- Trained with QB Country's David Morris, whose program boasts 13 NFL alumni.

- Also lettered in basketball.

Personal: Son of Tommy and Brenda ... father played football at LSU from 1982-86.

LANDEN KING

Tight End
6-5, 225, So.
Beaumont, Texas
Auburn

Prior to Utah: Played in 11 games from 2021-22 for Auburn at wide receiver and tight end, redshirting the 2022 season.

- Caught five catches for 59 yards and a touchdown as a true freshman in 2021.
- Two catches for 31 yards vs. Georgia was a season-high for King in 2021, also scoring a touchdown on a five-yard reception against Alabama.
- Also had one catch for 24 yards in 2022 before redshirting.

High School: Played football and basketball at Atascocita HS and was rated the No. 9 tight end prospect by ESPN.

- Notched 65 catches for 975 yards and 10 touchdowns his senior season.
- Earned All-District as a junior with 53 receptions for 853 yards and nine scores.
- Rated a top-50 player in the state of Texas.
- Also lettered in basketball.

Personal: Son of Terrence and Hope King ... has one sister.

AUSTIN LARUE

Defensive Tackle
6-2, 260, Fr.
Houston, Texas
Stratford HS

High School: Played football at Stratford HS.

- First-team all-district.
- Had 57 tackles (10.0 TFL, 70 sacks) his senior year, adding one forced fumble.
- Recorded 42 tackles (4.5 TFL, 1.0 sack) with five passes defended as a junior.
- Also had 15 tackles (3.5 TFL, 1.0 sack) his sophomore season.

JONAH LEA'EA

Defensive End
6-5, 240, Fr.
San Mateo, Calif.
Bishop Gorman HS

High School: Three-star recruit on 247Sports out of Bishop Gorman HS.

- Rated the No. 10 recruit in the state of Nevada on 247Sports.
- Helped his team to a state championship in 2022, ranking as high as No. 2 in the country.
- Bishop Gorman went on to win the 2022 Geico State Championships Bowl Series in 2022.
- Had 48 tackles (19.0 TFL, 8.0 sacks) his senior season, adding two passes defended and a forced fumble.
- Earned MaxPreps Defensive Player of the Game twice in 2022.
- Recorded 16 tackles (5.0 TFL, 4.0 sacks) as a junior.

CALEB LOMU

Offensive Line
6-5, 290, Fr.
Gilbert, Ariz.
Highland HS

High School: Highland HS standout was selected to participate in the All-American Bowl and Polynesian Bowl.

- Listed as a four-star recruit by 247Sports, who ranked Lomu as the No. 21 tackle in the country and No. 3 player in Arizona.
- Earned BJ Media and Randall McDaniel Offensive Lineman of the Year after helping Highland to its second straight state title.
- Named Arizona 6A Northeast Valley All-Region First Team.
- Protected up front for an offense that averaged 307.9 yards per game in 2022.
- Opened holes for a running backs crew that combined for 191.8 rushing yards per game his senior season.
- Anchored a state championship line in 2021, helping the offense produce 317.1 yards per game.



Newcomer Profiles

INFORMATION

HERE'S UTAH

2023 OUTLOOK

PLAYER BIOS

COACHES & STAFF

SERIES HISTORY

2022 IN REVIEW

BOWL HISTORY

RECORD BOOK

MIKEY MATTHEWS

Wide Receiver
5-8, 180, Fr.
Irvine, Calif.
Mission Viejo HS

High School: Four-star recruit on Rivals out of Mission Viejo HS.

- Three-time South Coast League MVP.
- Earned a spot in the Under Armour All-America game.
- Finished high school career with 2,402 receiving yards (177 catches) and 28 touchdowns over 33 games.
- Had 61 catches for 934 receiving yards and 10 touchdowns his senior year.
- Notched a career-high three receiving touchdowns against San Clemente in 2022.
- Also had a 70-yard kick return for a touchdown against Capistrano Valley his senior season.
- Recorded 843 yards on 66 receptions as a junior, scoring nine touchdowns.
- Had 34 receptions for 470 yards and eight touchdowns his sophomore year (94.0 ypg).
- Had two rushing touchdowns in his career, coming his senior and junior seasons.
- Also played rugby.

Personal: Son of Jenny Matthews ... has two brothers and a sister ... brother, Aaron, plays professional rugby for Nola Gold.

MIKE MITCHELL

Running Back
6-0, 202, Fr.
Orange Park, Fla.
Middleburg HS

High School: Four-star recruit on ESPN out of Middleburg HS.

- All-News4Jax second-team honors in 2021.
- All-Clay County first-team selection in 2021.
- Times-Union Super 11 as a junior.
- Rated the No. 16 running back in the country on ESPN.
- Finished high school career with 240 carries for 2,002 yards (8.3 ypc), 22 touchdowns and nine 100-yard games.
- Had 2,626 all-purpose yards in high school (2,002 rush, 240 rec, 341 KR, 43 PR).
- Recorded 55 carries for 450 yards (8.2 ypc) and three touchdowns as a senior.
- Also had 10 catches for 209 yards (20.9 ypc) and a receiving touchdown in 2022.
- As a junior, rushed for 1,378 yards and 18

touchdowns in just eight games (8.9 ypc).

- Ran for 255 yards against St. Augustine his junior year.
- Notched 291 kickoff return yards as a sophomore, also rushing for 140 yards on 27 carries.
- Also ran track and field, posting a 10.81 in the 100-meter dash in 2022.

SOLATOA MOEAI

Offensive Line
6-5, 338, Fr.
Laie, Hawaii
Punahou School

High School: Three-star recruit originally signed with Utah in 2019 before serving a church mission.

- Two-time ILH all-star first-team selection.
- All-State selection as a senior.
- 2019 Polynesian Bowl participant.
- Also competed in track and field and basketball.

Personal: Son of Joanne and Terry ... full name is Solatoa Kansha Lucky Robertson Moeai ... cousin, Evan Moeai, played football at Utah from 2013-16.

BOBBY PILAND

Defensive Tackle
6-1, 302, Fr.
Rocklin, Calif.
Rocklin HS

High School: Played football at Rocklin HS as a three-star recruit.

- Three-time all-state and four-time all-league selection.
- Two-time Lineman of the Year honoree.
- Recorded 43 total tackles (8.0 TFL, 3.5 sacks) his senior season, also notching a forced fumble and a recovery.
- Also had 24 tackles (2.0 TFL) as a sophomore.
- Earned MaxPreps Player of the Game in 2019 after having eight pancake blocks in a single game.

MYCAH PITTMAN

Wide Receiver
6-0, 214, Sr.
Tampa, Fla.
Florida State

Prior to Utah: Played in all 13 games at Florida State

in 2022 with seven starts after transferring from Oregon where he saw action in 22 with 12 starts in three seasons.

- Was an All-ACC specialist in 2022, earning honorable mention.
- Ranked second in the ACC and 15th nationally in yards per punt return (9.4).
- Recorded 32 receptions for 330 yards and three touchdowns last season with the Seminoles, also returning 18 punts for 169 yards.
- Had a career-high 85 receiving yards and two touchdowns (5 catches) against Wake Forest in 2022.
- Career-long 34-yard punt return as part of a career-best 119 all-purpose yards against the Demon Deacons last season.
- Totaled 38 receptions for 547 yards and two touchdowns at Oregon, adding 15 punt returns for 151 yards.

High School: Was a four-star recruit out of Calabasas HS, ranked the No. 13 wide receiver nationally.

- Two-time All-CIF selection.
- Recorded 177 receptions for 3,129 yards and 32 touchdowns in high school, also notching 11 100-yard games with four counting as 200-yard games.
- Had 67 catches for 828 yards and 12 touchdowns as a senior.
- Also had 60 receptions for 1,027 yards and 11 scores his junior year.
- Played his sophomore year at Oaks Christian with 55 catches for 1,329 yards and 10 touchdowns.

Personal: Father, Michael, had 11-year NFL career, and brother, Michael Jr., is wide receiver for Indianapolis Colts after being selected in second round of 2020 NFL Draft...Michael Sr. was part of Super Bowl XXXVII champion Tampa Bay Buccaneers.



Newcomer Profiles

JOSH ROSE

Wide Receiver
6-0, 176, Sr.
Atlanta, Ga.
Greater Atlanta Christian

High School: Played football and lacrosse at Greater Atlanta Christian, playing both quarterback and in the secondary on defense.

- All-County and All-Region for football.
- Was 187-of-347 passing for 3,139 yards and 33 passing touchdowns in two seasons of varsity football in high school.
- Also recorded 120 rushes for 911 yards and 13 rushing scores along.
- Was a 2018 U.S. Lacrosse All-American and Gwinnett Daily Post Boys Lacrosse Player of the Year.
- Earned County Midfielder of the Year in 2018 as well as being a two-time All-State selection in lacrosse.

Personal: Son of Jim and Mary Rose ... currently a team captain for the Utah Lacrosse team ... father ran track at Penn and mother ran track at Carroll University ... brother Jonathan played lacrosse at Utah from 2018-2020 ... brother Jake played football at Lafayette College ... has served mission trips to Honduras ... majoring in business administration.

HUNTER SCHROEDER

Running Back
5-9, 205, Fr.
Mendon, Utah
Mountain Crest HS

High School: Played football at Mountain Crest.

- Two-time all-state selection, earning first-team as a linebacker in 2019 and second-team as a running back as a senior.
- Had seven games in a row with over 100 yards rushing as a senior, including three games with over 200 yards.
- Was also a state champion in wrestling, winning the 4A 195-pound class in 2020.
- Also competed in track and field and soccer.

Personal: Son of Greg and Tricia ... has six siblings ... sister, Lindy, played soccer at Iowa Central ... sister, Haley, played soccer at Snow College ... brother, Luke, is currently a wrestler at Snow College ... father wrestled for BYU from 1992-97 ... grandfather, Donald, played football at BYU.

EMERY SIMMONS

Wide Receiver
6-1, 182, Sr.
Parkton, N.C.
Indiana

Prior to Utah: Played in all 12 games with six starts in 2022 at Indiana after transferring from North Carolina where he saw action in 30 career games with 14 starts from 2019-21.

- Recorded 37 catches for 408 yards and a touchdown in 2022 for the Hoosiers, including a season-high 99 yards (6 catches) against Maryland.
- Had a career-high seven receptions for 57 yards against Michigan in 2022.
- Rushed once for 44 yards against Ohio State in 2022.
- Notched a career-high 110 receiving yards against Georgia Tech in 2021 as a junior at UNC.
- Averaged 14.4 yards per catch during his time at UNC.

High School: Four-star recruit out of South View HS, rated the No. 35 wide receiver nationally and the No. 13 prospect in North Carolina.

- Earned All-State as a returner.
- Played in the 2018 Shrine Bowl of the Carolinas.
- Recorded 122 receptions for 2,333 yards and 30 touchdowns in high school.
- Also had 627 kick return and 273 punt return yards.

Personal: Son of Tamika and Dale Simmons.

SMITH SNOWDEN

Cornerback
5-10, 180, Fr.
Lehi, Utah
Skyridge HS

High School: Four-star recruit out of Skyridge HS.

- Rated the No. 4 recruit in the state of Utah and the No. 30 defensive back in the country on 247Sports.
- 2022 Deseret News Mr. Football.
- 2022 MaxPreps Utah Football Player of the Year.
- Three-time All-State first-team selection.
- Three-time All-Region first-team, earning Region 4 Defensive MVP in 2022.
- Helped Skyridge to the 6A state championship in 2022.
- Finished his high school career with 16 interceptions and 26 passes defended.
- Recorded 28 tackles, six interceptions (two pick-sixes) and 14 pass breakups his senior year.
- Had four interceptions, eight passes defended and

two fumble recoveries as a junior, adding 18 total tackles (1.0 TFL).

- Recorded 36 total tackles (1.0 TFL) as a sophomore, adding six interceptions and 10 passes defended.
- Also competes in track and field, running a sub-11.00 in the 100-meters.

DIJON STANLEY

Running Back
6-0, 175, Fr.
Granada Hills, Calif.
Granada Hills Charter HS

High School: Los Angeles Times Player of the Year and All-Star helped Granada Hills HS to the 2022 City Section and Regional championships.

- Ranked as a three-star recruit by 247Sports, the No. 28 athlete in the country and No. 34 player in California.
- Played just one full season in high school due to injury.
- Contributed 234 carries for 2,756 yards (11.8 ypc) and 33 touchdowns as a senior.
- Logged 100-plus yards on the ground in 13 of 14 games during the 2022 state runner-up season.
- Rushed 27 times for 273 yards and four touchdowns in the regional title game.
- Racked up 378 yards and five scores in the City Division I final.
- Also a 400-meter City Section champion.

ISAIA THOMPSON

Offensive Line
6-4, 301, Fr.
Layton, Utah
Layton HS

High School: Played football at Layton HS.



Newcomer Profiles

INFORMATION

HERE'S UTAH

2023 OUTLOOK

PLAYER BIOS

COACHES & STAFF

SERIES HISTORY

2022 IN REVIEW

BOWL HISTORY

RECORD BOOK

DANIEL WOOD

Running Back
5-9, 206, Fr.
Gilbert, Ariz.
Highland HS

High School: All-Arizona 6A Two Way Player of the year and 6A Central Region Player of the Year at Highland HS.

- Two-time all-state and all-region selection.
- Named MaxPreps Player of the Game 13 times.
- 2020 NFF Valley of the Sun Chapter H.A.T Award Winner (Scholar-Athlete).
- 837 rushing yards on 97 carries with 19 touchdowns, 11 catches for 167 yards and two touchdowns, and 117 kick return yards his senior year.
- Also had 61 tackles (12.0 TFL, 7.0 sacks), an interception, two fumble recoveries and three forced fumbles in 2019.
- 61 carries for 598 yards and eight touchdowns and 121 kick return yards as a junior.
- Also had 82 tackles (18.0 TFL, 10.0 sacks) and five forced fumbles in 2018 ... also played soccer and competed in track and field.

DAIDREN ZIPPERER

Wide Receiver
6-0, 175, Fr.
Lakeland, Fla.
Lakeland Senior HS

High School: Three-star recruit on 247Sports out of Lakeland Senior HS.

- Had 23 catches for 458 yards (19.9 ypc) and two touchdowns his senior season, adding one touchdown pass for 40 yards on a trick play.
- Helped Lakeland Senior HS to a state championship in 2022.
- As a junior, had 277 receiving yards and two touchdowns (17 catches), also throwing a 75-yard touchdown pass.
- Also played basketball.



Kyle Whittingham became Utah's winningest coach during the 2021 season and enters his 19th year with 154 wins.

COACHES AND STAFF



Head Coach



KYLE WHITTINGHAM

HEAD COACH | 19TH YEAR

Kyle Whittingham, the longest-tenured coach in the Pac-12 Conference and the second-longest tenured head coach at the same school in the NCAA FBS, is in his 19th season at the helm at Utah in 2023, where he boasts a 154-74 record as the all-time wins leader.

- Including 11 seasons as a Ute assistant coach, he has contributed to more victories (239) than any coach in program history.
- He has coached in 354 games at Utah and 228 as the head coach.
- His 154 career wins, which passed Ike Armstrong (141-55-15 in 211 games from 1925-49) for the all-time wins number, ranks third among active FBS coaches at the same school and in the top-15 among active FBS coaches overall (most in the Pac-12).
- Utah has finished with a winning record in 16 of his 18 years as head coach, including in nine straight.

Whittingham has led the Utes to back-to-back Pac-12 titles (2021, 2022) with the Utes also winning at least a share of the Pac-12 South four times (2015 – shared, 2018, 2019, 2021) before divisions were dissolved in 2022.

- He has won three National Coach of the Year recognitions – two in 2008 and one in 2019. He was the AFCA Coach of the Year and Bear Bryant Award winner in 2008, and the Dodd Trophy Coach of the Year in 2019.
- In 2019 he also won AFCA Regional Coach of the Year and was a finalist for the AFCA Coach of the Year and Bear Bryant Award.
- He has also won Pac-12 Coach of the Year twice in the last five seasons (2019, 2021).
- In 2021, Whittingham was a finalist for the Bear Bryant Award and the Eddie Robinson Coach of the Year award.

Legendary for his postseason success, his 11 bowl wins (11-5) ties him for second among active coaches and ranks in the top-10 all-time. His postseason record includes a 2-2 mark in College Football Playoff New Year's Six bowls with wins over Pittsburgh in the 2005 Fiesta Bowl (co-head coach) and Alabama in the 2009 Sugar Bowl.

The Utes appeared in every weekly CFP top-25 for the first three years of the system (2014-16) and have tied for the seventh-most appearances of any school with 42 total.

- Utah has finished in the CFP top-25 in seven seasons: No. 22 in 2014 and 2015, No. 19 in 2016, No. 17 in 2018, No. 11 in 2019, No. 11 in 2021 and its highest-ever ranking at No. 8 in 2022.
- The Utes have also made the final AP top-25 seven times and the final Coaches' poll eight times under Whittingham.
- Whittingham's teams have also performed well against AP top-25 teams, recording 21 wins against ranked opponents, including top-10 victories over No. 4 Alabama (2009), No. 5 Stanford (2013), No. 8 UCLA (2014), No. 4 Oregon (2021, regular season), again when the Ducks were ranked No. 10 in the Pac-12 Championship game, vs. No. 7 USC (2022, regular season) and again against the Trojans when they were ranked No. 4 in the 2022 Pac-12 Championship game.
- Whittingham also has a winning record against the ACC (7-1), Big Ten (4-3) and the Big 12 (5-4).

Individually, Whittingham has had 38 players make All-America teams, including 18 that have made major All-America first-teams (those determining NCAA's consensus team) with nine earning consensus or unanimous honors.

- The first-team All-Americans are Luther Elliss, DL (1994, consensus); Eric Weddle, DB (2006 consensus); Louie Sakoda, P (2007, 2008 unanimous); Zane Beadles, OL (2009); Shaky Smithson, PR (2010); Star Lotulelei, DT (2012); Reggie Dunn, KR (2012); Nate Orchard, DE (2014); Kaelin Clay, RS (2014); Tom Hackett, P (2014 consensus, 2015 unanimous); Mitch Wishnowsky, P (2016 unanimous); Matt Gay, PK (2017 consensus); Bradlee Anae, DE (2019 consensus); Julian Blackmon, S (2019); Leki Fotu, DT (2019); Jaylon Johnson, CB (2019); Zack Moss, RB (2019); Britain Covey, RS (2021); Devin Lloyd, LB (2021 consensus); Clark Phillips III, CB (2022 unanimous).
- He also coached major national award winners in the Ray Guy Award (2014, 2015 Tom Hackett; 2016 Mitch Wishnowsky), the Lou Groza Award (2017 Matt Gay) and the Ted Hendricks Award (2014 Nate Orchard).
- Utah boasted a school-record seven All-Americans in 2019.



As he enters his 19th year at the helm of the Utah program, Kyle Whittingham is the second-longest tenured head coach at the same school in the FBS.



Head Coach

Whittingham's players have also won a total of 103 first-team all-conference awards, including 52 in Utah's 12 seasons of Pac-12 membership.

- Utah has had 31 first-team selections since 2018, leading the Pac-12 in first-teamers in 2018 and 2021.
- Three of his players have been three-time first-team All-Pac-12 honorees: Hackett from 2013-15, Wishnowsky from 2016-18 and Covey from 2015-21.
- The Utes have also captured the Morris Trophy six times, which recognizes the Pac-12's best lineman, offensive and defensive, as voted on by the starting linemen on the other teams (DT Lotulelei in 2011, DE Orchard in 2014, OL Isaac Asiata in 2016, Anae in 2019, OL Nick Ford in 2021, DE Mika Tafua in 2021).
- Utah has also been honored with Pac-12 yearly awards in recent years: Zack Moss, Offensive POY, 2019; Ty Jordan, Offensive Freshman OY, 2020; Devin Lloyd, Pat Tillman Defensive POY, 2021; Junior Tafuna, Defensive Freshman OY, 2021; Lander Barton, Defensive Freshman OY, 2022.
- Prior to joining the Pac-12, Whittingham coached a Mountain West Conference MVP in five-straight seasons: Defensive Players of the Year Scalley (2004) and Weddle (2005 and 2006), Special Teams Player of the Year Sakoda (2006, 2007, 2008), and Offensive Player of the Year Brian Johnson (2008).



YEAR-BY-YEAR RECORD

Year	School	Overall	Conference	Bowl Game	Bowl Result
2004*	Utah	1-0	0-0 MWC	Fiesta (Pittsburgh)	W
2005	Utah	7-5	4-4 MWC	Emerald (Georgia Tech)	W
2006	Utah	8-5	5-3 MWC	Armed Forces (Tulsa)	W
2007	Utah	9-4	5-3 MWC	Poinsettia (Navy)	W
2008	Utah	13-0	8-0 MWC	Sugar (Alabama)	W
2009	Utah	10-3	6-2 MWC	Poinsettia (California)	W
2010	Utah	10-3	7-1 MWC	Las Vegas (Boise State)	L
2011	Utah	8-5	4-5 Pac-12	Sun (Georgia Tech)	W
2012	Utah	5-7	3-6 Pac-12		
2013	Utah	5-7	2-7 Pac-12		
2014	Utah	9-4	5-4 Pac-12	Las Vegas (Colorado State)	W
2015	Utah	10-3	6-3 Pac-12	Las Vegas (BYU)	W
2016	Utah	9-4	5-4 Pac-12	Foster Farms (Indiana)	W
2017	Utah	7-6	3-6 Pac-12	Heart of Dallas (West Virginia)	W
2018	Utah	9-5	6-3 Pac-12	Holiday (Northwestern)	L
2019	Utah	11-3	8-1 Pac-12	Alamo (Texas)	L
2020	Utah	3-2	3-2 Pac-12		
2021	Utah	10-4	8-1 Pac-12	Rose (Ohio State)	L
2022	Utah	10-4	7-2 Pac-12	Rose (Penn State)	L

Utah Career Record: 154-74

Pac-12 Record: 60-44

Conference Record: 95-57

Bowl Record: 11-5

**Co-head coach in the 2005 Fiesta Bowl*

COACHING EXPERIENCE

Year	Position
1994-present	Utah
2005-	Head Coach
2001-04	Defensive Coordinator Linebackers
1998-2000	Defensive Coordinator Safeties
1997	Defensive Coordinator Linebackers
1995-96	Defensive Coordinator Safeties
1994	Defensive Line
1988-93	Idaho State
1992-93	Defensive Coordinator
1988-91	Linebackers/Special Teams
1987	College of Eastern Utah Defensive Coordinator
1985-86	Brigham Young Graduate Assistant

INFORMATION

HERE'S UTAH

2023 OUTLOOK

PLAYER BIOS

COACHES & STAFF

SERIES HISTORY

2022 IN REVIEW

BOWL HISTORY

RECORD BOOK



Head Coach

Now in his 30th year overall at Utah, he is coming off back-to-back trips to the Rose Bowl and league titles.

In 2022, the back-to-back Pac-12 Champs finished with its highest final CFP Poll ranking in program history, ending the year ranked No. 8 at the Rose Bowl with a 10-4 overall record.

- The Utes became just the third team in Pac-12 Conference history to win back-to-back championship games.
- Utah claimed its seventh 10-win season under Whittingham in 2022.
- Utah finished the season leading the Pac-12 in eight different statistical categories, also finishing second in total defense and rushing offense.
- He saw cornerback Clark Phillips III become Utah's fourth unanimous All-American in program history.

After starting the 2021 season 1-2 and having two student-athletes pass away less than 10 months apart from each other, "family on 3" truly came to life as Whittingham rallied the team together to win nine of its final 11 games of the season with the program's first-ever Pac-12 Championship game win and a trip to the Rose Bowl.

- Utah was awarded the 2021 Capital One Orange Bowl-FWAA Courage Award in 2021 after enduring the loss of two teammates.
- The Utes ended the season ranked No. 11 in the final CFP Poll, tying for its highest season finish in program history.
- Utah also finished the season ranked No. 12 in both the final AP and Coaches polls, its highest finish since 2008 (No. 2 in AP, No. 4 in Coaches).
- Utah defeated three AP Top 25 opponents in 2021 (No. 18 Arizona State, No. 4 Oregon, No. 10 Oregon), the most in a single-season since Utah's Sugar Bowl run in 2008.
- Utah's 8-1 Pac-12 record in 2021 tied for the single-season best for the Utes (also finished 8-1 in 2019).

The 2021 season was compared to Utah's Sugar Bowl year after Whittingham engineered one of the best seasons in Utah Football history. The Utes went 13-0 in 2008, concluding the season with a 31-17 Sugar Bowl rout of Alabama, a team that had spent five weeks at No. 1.

- Utah was declared the national champion that season by major selector Anderson/Hester and was ranked No. 2 in the final AP poll.
- Utah was the only undefeated FBS team in 2008, beating four top-25 teams, including two that finished in the top 10.
- Whittingham was recognized as the National Coach of the Year by the AFCA and the Bear Bryant Award winner, also earning Mountain West Coach of the Year.

In similar fashion, the 2019 Utes finished the season 11-3 overall, the third-most wins in school history after winning their second-straight Pac-12 South Title, earning a spot in the Alamo Bowl.

- Utah finished the year ranked No. 11 in the final CFP Poll, the highest ranking in program history.
- Utah also finished the year ranked No. 16 in the final AP Poll and the Coaches Poll, the fourth-highest final ranking in program history.
- Utah's 8-1 conference record in 2019 was the best by the Utes since becoming a Pac-12 member.
- Utah's eight-game winning streak from Sept. 28-Nov. 30 was its longest in a single-season since 2010 (8 in a row). It was the first time since joining the conference that the Utes had defeated eight consecutive Pac-12 opponents.

In addition to Utah's in-season success, Whittingham also has a reputation for developing NFL talent on a yearly basis. Utah has had 25 selections in the six drafts from 2017-23, which ranks second among all Pac-12 schools.

- Tight end Dalton Kincaid was drafted in the first round (25th overall) in 2023, marking the first time in program history the Utes have had back-to-back years with first round picks.
- In 2022, linebacker Devin Lloyd became Utah's ninth first round pick in school history, going 27th overall to Jacksonville. It was Utah's highest-drafted linebacker in program history.
- Seven Utes were drafted in 2020, the most in the Pac-12 and tied for fifth-most in the nation.
- Utah had a school-record eight NFL draft picks in 2017, which led the Pac-12 and tied for third in the country.
- In 2010, six Utes were drafted (tied for fourth nationally) with five also drafted in 2019. In 2019, Utah had two special teams players (Wishnowsky, Gay) drafted, the first time since 1985 that a punter and a kicker from the same school were drafted in the same year.
- As an assistant or a head coach, 103 of Whittingham's players have signed contracts with NFL teams (60 draft picks, including 15 first or second round selections, and 43 undrafted free agents).

Utah has also excelled academically under Whittingham. Since he became head coach in 2005, his players have earned six Academic All-America selections and 371 academic all-conference/academic honor roll awards.

- Britain Covey became Utah's first-ever Pac-12 Scholar Athlete of the Year in 2021 after being a two-time Academic All-American.
- Utah Football received public recognition from the NCAA for posting multi-year Academic Progress Report (APR) in the top 10 percent of all athletic teams in the country from 2016-20, including a perfect single-year APR score of 1000 in 2017-18.
- The AFCA also gave Utah an Academic Achievement Award for recording a perfect 100-percent single-year NCAA Graduation Success Rate (GSR) in 2017 and 2019.
- Utah has eclipsed 90-percent over the last five years and its 90-percent score for 2021 was second in the Pac-12.

Whittingham began his coaching career in 1985-86 as a graduate assistant at his alma mater, Brigham Young. He spent one season as the defensive coordinator at the College of Eastern Utah in 1987, before a six-year stint at Idaho State from 1988-93.

A linebacker for BYU from 1978-81, Whittingham earned first-team all-WAC and WAC Defensive Player of the Year honors in 1981. He played in the first four Holiday Bowls and was named Defensive MVP of the 1981 game. In 2009, he was inducted into the Holiday Bowl Hall of Fame. After his senior season, Whittingham played in the Hula and Japan Bowls. He played professionally with the Denver Broncos (1982 training camp) and the U.S. Football League's (USFL) Denver Gold (1983) and New Orleans Breakers (1984). He played on the Los Angeles Rams' replacement squad in 1987.

Whittingham graduated from BYU in 1984 and added a master's degree from the school in 1987. Born Nov. 21, 1959, he was raised in Provo, Utah. He is married to the former Jamie Daniels. They have four children: Tyler, Melissa, Alex and Kylie, and six grandchildren. Tyler and Alex both played for the Utes.



Kyle Whittingham began his career at Utah in 1994 as an assistant under Ron McBride. He took over as defensive coordinator one year later and remained in that role until he was named head coach in December of 2004.



FROM WHITT TO THE NFL

Jordan Agasiva, OL	Free agent
Brian Allen, DB	5th round
Bradlee Anae	5th round
Dres Anderson, WR	Free agent
Isaac Asiata, OL	5th round
Matt Asiata, RB	Free agent
Corrion Ballard, DB	Free agent
Cody Barton, LB	3rd round
Jackson Barton, OL	7th round
Zane Beadles, OL	2nd round
Tony Bergstrom, OL	3rd round
Conroy Black, DB	Free agent
Julian Blackmon	3rd round
Marquise Blair, DB	2nd round
Brian Blechen, DB	Free agent
Garett Bolles, OT	1st round
Devontae Booker, RB	4th round
Andy Bowers, DE	Free agent
Francis Bernard, LB	Free agent
Sam Brenner, OL	Free agent
Freddie Brown, WR	7th round
Terrell Burgess, S	3rd round
Martail Burnett, DE	Free agent
Brandon Burton, DB	5th round
Kaelin Clay, WR	6th round
Britain Covey, WR	Free agent
Braeden Daniels, OL	4th Round
Anthony Denham, TE	Free agent
J.J. Dielman, OL	5th round
Hunter Dimick, DE	Free agent
Reggie Dunn, WR	Free agent
Andre Dyson, DB	2nd round
Luther Elliss, DL	1st round
Jason Fanaika, DE	Free agent
Jonathan Fanene, DL	7th round
Steve Fifita, DL	Free agent
Tevita Finau, DT	Free agent
Kylie Fitts, DE	6th round
John Frank, DL	6th round
Nick Ford, OL	Free agent
Cole Fotheringham, TE	Free agent
Leki Fotu, DT	4th round
Quinton Ganther, RB	7th round
Matt Gay, K	5th round
Phil Glover, LB	7th round
Javelin K. Guidry, CB	Free agent
Chase Hansen, LB	Free agent
Dominique Hatfield, DB	Free agent
Tyler Huntley, QB	Free agent
Jaylon Johnson, CB	2nd round
Robert Johnson, DB	5th round
Ma'ake Kemoeatu, DL	Free agent
Dalton Kincaid, TE	1st Round
Joe Kruger, DE	7th round
Paul Kruger, LB	2nd round
Devin Lloyd, LB	1st round
Star Lotulelei, DT	1st round
John Madsen, TE	Free agent

Brice McCain, DB	6th round
Keith McGill, DB	4th round
Bronzell Miller, DE	7th round
Koa Misi, LB	2nd round
Zack Moss	3rd round
Jake Murphy, TE	Free agent
Jared Norris, LB	Free agent
Josh Nurse, CB	Free agent
Bamidele Olaseni, OL	Free agent
Nate Orchard, DE	2nd round
Tenny Palepoi, DL	Free agent
Tim Patrick, WR	Free agent
Darrin Paulo	Free Agent
TJ Pledger, RB	Free agent
John Penisini	6th round
Clark Phillips III, CB	4th Round
Reggie Porter, DB	Free agent
Sione Pouha, DL	3rd round
Jeremiah Poutasi, OL	3rd round
Hauati Pututau, DL	Free agent
Brett Ratliff, QB	Free agent
David Reed, WR	5th round
Trevor Reilly, LB	7th round
Eric Rowe, DB	2nd round
Antwoine Sanders, DB	7th round
Lauvale Sape, DL	6th round
Josh Savage, DL	Free agent
Caleb Schlauderaff, OL	6th round
Richard Seals, DL	7th round
Nephi Sewell, LB	Free agent
Derrick Shelby, DE	Free agent
Sealver Siliga, DT	Free agent
Sean Smith, DB	2nd round
Paul Soliai, DT	4th round
R.J. Stanford, DB	5th round
Tevita Stevens, OL	Free agent
Stevenson Sylvester, LB	5th round
Mika Tafua, DL	Free agent
Pene Talamaiavao, DL	Free agent
Kelly Talavou, DL	Free agent
Pasoni Tasini, DT	Free agent
Pita Taumoepeuu, DE	6th round
Sam Tevi, OL	6th round
Hunter Thedford, TE	Free agent
Jason Thompson, DB	Free agent
Kendal Thompson, WR	Free agent
Spencer Toone, LB	7th round
Salesi Uhatafa, OL	Free agent
Eric Weddle, S	2nd round
Joe Williams, RB	4th round
Marcus Williams, S	2nd round
Travis Wilson, TE	Free agent
Mitch Wishnowsky, P	4th round

RECORD VS. OPPONENTS

Air Force	5-1
Alabama	1-0
Arizona	8-4
Arizona State	5-6
Boise State	0-2
Brigham Young	11-4
California	4-2
Colorado	10-2
Colorado State	6-1
Florida	0-1
Fresno State	2-0
Georgia Tech	2-0
Idaho State	2-0
Indiana	1-0
Iowa State	1-0
Louisville	2-0
Michigan	3-0
Montana State	1-0
Navy	1-0
New Mexico	4-2
North Carolina	0-1
North Dakota	1-0
Northern Arizona	1-0
Northern Colorado	1-0
Northern Illinois	2-0
Northwestern	0-1
Notre Dame	0-1
Ohio State	0-1
Oregon	4-7
Oregon State	8-4
Penn State	0-1
Pittsburgh	3-0
San Diego State	6-2
San Jose State	4-0
Southern Utah	2-0
Stanford	5-1
Texas	0-1
TCU	3-3
Tulsa	1-0
UCLA	8-5
UNLV	5-1
USC	6-7
Utah State	7-1
Washington	2-7
Washington State	6-4
Weber State	4-0
West Virginia	1-0
Wyoming	5-1
Totals	154-74

INFORMATION

HERE'S UTAH

2023 OUTLOOK

PLAYER BIOS

COACHES & STAFF

SERIES HISTORY

2022 IN REVIEW

BOWL HISTORY

RECORD BOOK



Defensive Coordinator



MORGAN SCALLEY

DEFENSIVE COORDINATOR / SAFETIES | 16TH YEAR

In his 16th year overall as a Utah assistant coach, Morgan Scalley is in his eighth season as the defensive coordinator in 2023.

He previously served as Utah's recruiting coordinator from 2009-15 and special teams' coordinator in 2015. The former Ute All-America safety began his coaching career as an administrative assistant with the Utes in 2006, moving into a graduate assistant role in 2007.

Scalley, who owns a reputation as one of the brightest defensive minds in the business, was a finalist for the Broyles Award in 2019 when the Utes ranked second in the FBS in total defense. He has instilled the culture and identity of the Utah Defense known as RSNB – standing for Relentless, Smart, Nasty, Ballhawks.

- Utah has led the Pac-12 five times in his seven seasons as defensive coordinator in rushing defense (2016, '18, '19, '20 and '21) —ranking third in the nation in 2019 and fifth in 2018.
- The Utes have finished atop the conference in sacks and tackles for loss three times under Scalley, most recently back-to-back in 2021 and '22. The team also finished the 2018 season ranked 11th nationally and first in the Pac-12 in sacks.
- Utah has finished in the top-half of the Pac-12 in total defense six times in the past eight seasons, ranking second nationally and first in the league in 2019.
- Over the past four seasons, Scalley's defense has held opponents to 15 points or fewer 24 times, tied for ninth-most by a Power Five program.

Even after the departure of several upperclassmen, Scalley's defense still was a force in the Pac-12 during the 2022 season, culminating with Utah's second straight league championship and Rose Bowl appearance.

- Utah allowed an average of 334.1 total yards per game—ranking No. 18 in the Power Five and just short of the Pac-12 lead. It marked the sixth straight season that the Utes ranked in the top-three of the Pac-12 in total defense (and fourth time in the last five years ranking top-two in the league).
- The Utes had six performances holding opponents

under 270 total yards, contributing to the Pac-12's second-best scoring defense (21.4 points per game). In nine games the Utes held their foes to 21 points or less. It led the Pac-12 and was tied for seventh-most among Power Five programs during the 2022 campaign.

- The Utes were once again tough to solve on the ground; on paper the team had the Pac-12's best rushing defense for much of the season, ultimately finishing No. 2 in the Pac-12 and 18th nationally (111.4 yards per game). A testament to the continued strength of the front seven, Utah has posted a top-three rushing defense in the league each year with Scalley as defensive coordinator. It includes leading the conference in four straight seasons from 2018-21.

Despite battling injuries in the secondary and on the defensive line throughout the 2021 season, the Utes lived up to the challenge on the way to the program's first-ever Pac-12 crown and ticket to the Rose Bowl.

- Utah allowed only 341.6 yards of offense per game, ranking third in the Pac-12, holding six different opponents to under 315 yards.
- The Utes held teams in their nine-game conference slate to just 332 yards on average – the fewest in the league.
- In 2021, the Utes ranked in the top-25 nationally and first in the league in rushing defense (119.4), sacks (3.00) and tackles for loss (6.9).
- Utah was 7-0 in games when only allowing only 100 rushing yards or less.

After returning just two defensive starters in 2020, Scalley's young defensive unit led the Pac-12 in rushing defense and pass defense efficiency, also ranking second in the league in total defense and third-down defense. The 2020 defense also plucked seven interceptions in just five games, second most per game (1.4) in the Pac-12, also ranking eighth in the FBS.

The 2019 Utah defense was one for the ages, leading the Pac-12 in total defense, passing defense, rushing defense, scoring defense, red zone defense, first downs allowed and third-down defense.

- Utah recorded the best statistical season by a conference team in the Pac-12 era in three categories: total yards (269.2), rushing yards (81.8) and points allowed (15.0).
- Scalley's unit recorded two shutouts, most by a

Utah team since 2003, and held six opponents to seven points or fewer, most in a season by the Utes since 1969 (also 6).

- Utah held 10 of 14 opponents under 70 rushing yards, the most by an FBS team since 2006.

In 2018 the Utes finished second in the Pac-12 in total defense and scoring defense and finished in the top 20 in the nation in both. Utah's 2018 team ranked in the top three in the Pac-12 in every major defensive category (rushing defense, passing defense, pass efficiency defense, total defense and scoring defense).

Scalley fared well in his first coordinator assignment as well, with the 2015 Utes ranking first in the nation in net punting when he supervised the special teams.

On an individual front, Scalley has coached 10 All-Americans, 17 first-team all-conference selections and four Freshman All-Americans.

- His defensive All-Americans include Clark Phillips III (unanimous All-America in 2022), Devin Lloyd (consensus All-America in 2021), Mika Tafua (2021), Bradlee Anae (consensus All-America in 2019), Jaylon Johnson (2019), Leki Fotu (2019), Julian Blackmon (2019), Chase Hansen (2018) and Hunter Dimick (2016) with Tom Hackett also being named a unanimous All-American in 2015 when Scalley



Defensive Coordinator



served as special teams coordinator.

- He's had two players win the defensive Morris Trophy (Bradlee Anae, 2019; Mika Tafua, 2021) with Lloyd also becoming Utah's first Pac-12 Pat Tillman Defensive Player of the Year in 2021.
- Linebacker Lander Barton was named the Pac-12 Freshman Defensive Player of the Year in 2022, highlighting a pair of Freshmen All-Americans for the Utes in Barton and defensive tackle Simote Pepa.
- In 2019 Utah placed five defensive players on the All-Pac-12 first team (Anae, Blackmon, Fotu, Johnson and Francis Bernard) and one on second team, with four more garnering honorable mention.
- Scalley's other first-team All-Pac-12 players include Hackett, Dimick and Marcus Williams. In addition, Robert Johnson was first-team All-Mountain West and Eric Rowe and Brian Blechen were both Freshman All-Americans.

In 2022, Scalley saw Lloyd become the highest-drafted linebacker in school history in the NFL Draft, going in the first round (27th overall) to Jacksonville. In total, Scalley has sent 29 of his protégés to the NFL.

- Since leaving Utah as a second-round draft pick, Eric Rowe has played in three Super Bowls with the New England Patriots (2016-18). Scalley has three other second-round draft picks to date: Williams (New Orleans) in 2017, safety Marquise Blair (Seattle) in 2019 and cornerback Johnson (Chicago) in 2020.
- Third-rounders include safeties Blackmon (Indianapolis) and Terrell Burgess (L.A. Rams) in 2020, and linebacker Cody Barton (Seattle) in 2019.
- Fotu was a fourth-round choice (Arizona) in 2020 and Anae (Dallas) a fifth-rounder. Johnson played three

seasons in the league as a fifth-round draft pick in 2010. Scalley sent a trio of sixth-round draft picks to the NFL in defensive linemen Pita Taumoepeu in 2017, Kylie Fitts in 2018 and John Penisini in 2020.

PLAYING CAREER

Scalley lettered for the Utes from 2001-04 and was the 2004 Mountain West co-Defensive Player of the Year, a second-team All-American by the Associated Press and SI.com and a unanimous first-team all-conference safety. He was a second-team All-MWC defensive back in 2003 and an honorable mention All-MWC punt returner in 2001 and 2002.

As a senior, he captained Utah to 12-0 record, a Fiesta Bowl win over Pittsburgh and a No. 4 national ranking in a historic season in which Utah became the first non-BCS team to play in a BCS bowl game.

Scalley was a two-time first-team Academic All-American (2003-04), the 2004 Anson Mount Scholar Athlete of the Year and the 2004 MWC Scholar Athlete of the Year. He was awarded two post-graduate scholarships, including one from the NCAA.

Scalley was presented with the inaugural Pat Tillman award during the 2005 East-West Shrine Game, recognizing him for his character, intelligence, sportsmanship and service.

COACHING EXPERIENCE

2008-2016	Utah Defensive Coordinator Safeties
2015	Special Teams Coordinator Safeties
2009-14	Safeties Recruiting Coordinator
2008	Safeties
2006-07	Utah Graduate Assistant Defense
2006	Administrative Assistant

BOWL GAMES

2023 (2022)	Rose Bowl
2022 (2021)	Rose Bowl
2019	Alamo Bowl
2018	Holiday Bowl
2017	Heart of Dallas Bowl
2016	Foster Farms Bowl
2015	Las Vegas Bowl
2014	Las Vegas Bowl
2011	Sun Bowl
2010	Las Vegas Bowl
2009	Poinsettia Bowl
2009 (2008)	Sugar Bowl
2007	Poinsettia Bowl
2006	Armed Forces Bowl

EDUCATION

Utah, 2004
Bachelor's in mass communication
2003, 2004 Academic All-American
Graduated Magna Cum Laude

Utah, 2006
Master's in business administration

PERSONAL DATA

Hometown: Salt Lake City
Family: Married to the former Liz Herscher. Daughters Madeline and Emma and son Andrew.



Offensive Coordinator

ANDY LUDWIG

OFFENSIVE COORDINATOR / QUARTERBACKS | 5TH / 9TH YEAR



Andy Ludwig is in the fifth year of his second full-time stint on the Utah football coaching staff in 2023. Ludwig, who served as offensive coordinator and quarterbacks coach during the undefeated 2008 season, returned in 2019 and has helped lead the offense to heights unrivaled in recent history.

Ludwig had spent the 2015-18 seasons as Vanderbilt's offensive coordinator following a two-year run at Wisconsin (2013-14), two years at San Diego State (2011-12) and two years at California (2009-10), all since helping lead Utah to a 13-0 record in 2008 and a Sugar Bowl win over Alabama.

That capped a successful four-year period as offensive coordinator and quarterbacks coach at Utah (2005-08), which followed three years in the same role at Oregon (2002-04). During his four years as offensive coordinator at Vanderbilt, Ludwig also coached the Commodores' quarterbacks (2015), tight ends (2016-18) and running backs (2018).

In the four seasons since Ludwig's return, the Utah offense has eclipsed 450 yards of total offense in a game 24 times in 47 games, also scoring 30-or-more points in 34.

- Ludwig is a proponent of a balanced offensive attack and has coached a 1,000-yard rusher 17 times in his FBS coaching career, including Utah's Quinton Ganther (1,120 in 2005), Darrell Mack (1,204 in 2007) Zack Moss (1,416 in 2019) and Tavion Thomas (1,108 in 2021).
- In his four seasons back with the Utes, Utah has finished in the top-three in the Pac-12 in passing efficiency twice (2019, 2021), including ranking eighth nationally and atop the league in 2019.
- In addition to a strong passing attack, Utah has ranked in the top-three in the Pac-12 in rushing offense in three of the last four seasons, including leading the league in 2019 and 2021.
- In the last two seasons (2021, 2022), the Utes have produced two of the highest rushing yard totals in school history with Utah's 3,047 yards in 2022 ranked second and its 3,035 yards in 2021 ranking third all-time.

- The Utes also broke the school record for rushing touchdowns in a season in 2022, punching in 38 after setting the record at 37 in 2021.

Ludwig was at the helm in 2022 to see the Utah offensive production continue to rise with the Utes winning its second-straight Pac-12 Championship with another Rose Bowl appearance.

- The Utes led the Pac-12 and ranked second in the FBS in first downs offense, producing 365 first downs and 26.1 per game.
- Utah also led the league in time of possession (33:40), ranking sixth in the country as well.
- Utah averaged 38.6 points per game in 2022, ranking 11th in the FBS, scoring 30+ points in 10 of its 14 games.
- Out of Utah's 80 scoring drives, the Utes had 36 touchdowns on drives that lasted 70 yards or longer.
- Utah's rushing offense finished the year ranked 11th in the FBS and second in the Pac-12, averaging 217.6 yards per game.
- The Utes' 38 rushing scores set the program record for single-game rushing touchdowns, also ranking fifth in the FBS in 2022.
- He also saw the offensive line hold opponents to just 1.07 sacks per game, which ranked 16th nationally.

Wrapping up his third year of his second stint in 2021, Ludwig led an offensive unit that went 8-1 in conference play with a Pac-12 Championship and Rose Bowl appearance under their belt.

- Utah led the Pac-12 in scoring offense (372), touchdowns scored (45), total offense (454.89), rushing offense (240.78) and passing efficiency (145.7) in league games.
- The Utes ranked No. 7 in the FBS in first downs offense (340), 13th in rushing offense (216.8) and 14th in the FBS in scoring offense (36.1).
- Utah scored 24 of its 37 rushing touchdowns in the final seven games of the season, recording a league best 34 rushing scores in Pac-12 play.
- The Utes scored 30-or-more points in 11 of its 14 games in 2021, the most in school history, including 35+ points in eight of its last nine.
- Of Utah's 61 offensive touchdowns in 2021, 32 came on drives of 70 yards or longer.
- Utah produced 45 points, 36 first downs and 567 yards on its game opening drives in 2021.
- He saw starting quarterback Cameron Rising finish the year as the highest-rated Pac-12 quarterback in ESPN's QBR Rating (84.2), ranking sixth overall after finishing the season ranked No. 3 in the Pac-

12 in passing efficiency (145.74), passing yards per game (214.1), and was second in passing yards per completion (12.76).

- Running back Tavion Thomas ranked third in the FBS and first in the Pac-12 in total rushing touchdowns (21), setting the single-season record at Utah.

The 2020 season was a challenge for teams all over the country, battling cancellations, shortened rosters and the pandemic. Along with the off the field hardships the team faced, it was also the first season in years that the Utes offense would have to replace their starting quarterback and running back after Zack Moss and Tyler Huntley headed to the NFL. Ludwig took the challenges in stride through with the Utes finding a solid rhythm in the final three games of the season.

- Utah averaged 5.1 yards per rush in 2020, which ranked third in the Pac-12 and 24th in the FBS.
- The Utes allowed just 1.4 sacks per game, which tied for third in the league and 22nd in the FBS.
- Utah produced a season-high 528 yards of offense in the season finale against Washington State (223 rushing, 305 passing).
- The 21-point deficit Utah overcame against the Cougars in the second half was the third largest in school history.

The return of Ludwig to Utah in 2019 sparked an offensive explosion that saw the Utes lead the Pac-12 in rushing yards (201.4), passing efficiency (174.05), completion percentage (72.6%) and third-down conversion rate (46.3%), en route to a second consecutive Pac-12 South title.

- The Utes ranked second in the FBS and broke the Pac-12 record for completion percentage, while ranking eighth in passing efficiency.
- Utah in 2019 topped the 500-yard mark for total offense five times, their most since 2005, also under Ludwig, and scored 30 or more points 10 times.
- He saw senior quarterback Tyler Huntley set Pac-12 records in completion percentage (73.1%) and passing yards per attempt (10.3).
- Moss became Utah's all-time leading rusher in 2019, also breaking five other career records that season.

In his time at Utah, Ludwig has coached 44 all-conference selections, including 14 first-teamers and the Pac-12 Offensive Player of the Year in Moss in 2019.

- In 2022, Utah landed two offensive linemen on the first-team in Braeden Daniels and Sataoa Laumea



Offensive Coordinator

with tight end Dalton Kincaid also getting a first-team nod.

- In 2021, Rising, Thomas and offensive lineman Nick Ford earned first-team All-Pac-12, tying for the most offensive first-team selections for the Utes since joining the league in 2011.
- After the 2020 season, Ford earned first-team all-conference honors with running back Ty Jordan being named Pac-12 Offensive Freshman of the Year.
- In 2019, Huntley earned Pac-12 Co-Offensive Player of the Year by AP and All-Pac-12 first-team by the coaches, also earning All-America third-team by Pro Football Focus. He was a finalist for the Johnny Unitas Golden Arm and Manning Awards.
- Also in 2019, Ludwig saw Moss earn Pac-12 Offensive Player of the Year along with AP (3rd team), Pro Football Focus (1st Team), CBS Sports (2nd Team) and FWAA (2nd Team) All-American. Offensive lineman Darrin Paulo also earned first-team All-Pac-12 in 2019.

A 34-year veteran of college coaching (including one year as a Utah graduate assistant), the Ogden, Utah, native has coached some prolific offenses, including during his first stint with the Utes.

- In 2008, Ludwig was a finalist for FootballScoop Offensive Coordinator of the Year after Utah led the Mountain West and ranked 15th nationally in scoring, averaging 36.9 points per game.
- In 2005, the Utes led the MWC in total offense (473.0 yards per game) and pass efficiency offense, with national rankings of 12th and 10th, respectively. In 2005 and 2006, Utah finished second in the league in passing offense and finished 12th in the nation in 2005.
- The 2007 Utes ranked second in the league in rushing offense.

Ludwig helped rewrite the Wisconsin record book in his two seasons with the Badgers, posting a 20-7 record from



2013-14 and making consecutive Jan. 1 bowl appearances. The 2013 Badgers averaged a school-record 480.8 yards per game, while averaging the third-most points in school history (34.8). The 2014 squad nearly matched those totals, averaging 34.6 points and 468.9 total yards.

As the Fresno State offensive coordinator, he was a 2001 Broyles Award finalist (awarded to the nation's top collegiate assistant coach) when the Bulldogs averaged 40.0 points and nearly 500 yards per game—ranking fourth in the nation in both categories. Fresno State was the first school in NCAA history to feature a 4,000-yard passer, two 1,000-yard receivers and a 1,000-yard rusher in a single season.

Ludwig has coached a number of award winning players, among them Utah quarterback Brian Johnson, the 2008 MWC Most Valuable Offensive Player and 2009 Sugar Bowl MVP, in addition to Huntley in 2019 and Jordan in 2020. He has coached two Heisman finalists—Wisconsin running back Melvin Gordon in 2014 and Fresno State quarterback David Carr in 2001. Gordon rushed for 2,587 yards in 2014, establishing the second-highest single-season rushing total in NCAA FBS history. Carr was the No. 1 overall pick in the 2002 NFL Draft, as well as the Johnny Unitas Golden Arm and Sammy Baugh award winner after leading the nation in passing yards (4,839) and touchdowns (46) in the 2001 season.

Before his return to Utah, Ludwig's protégé, Vanderbilt's Kyle Shurmur, became the school's all-time passing leader in 2018, throwing for 8,865 yards and 64 touchdowns.

He coached a pair of 1,000-yard rushers at Wisconsin in 2013 in Gordon (1,609) and James White (1,444), and in 2018 at Vanderbilt guided Ke'Shawn Vaughn to a 1,244-yard season. Ralph Webb finished his Vandy career in 2017 as the school's all-time career leader in rushing yards (4,173) and rushing touchdowns (32).

Ludwig's previous coaching experience came at Portland State, Idaho State, Augustana (S.D.), Boise State and Cal Poly-SLO. His son, Joe, joined the Utah football program as a tight end and fullback in January 2020 before graduating from Utah in 2021, transferring from Iowa where he spent three seasons with the Hawkeyes.

PLAYING CAREER

Ludwig played wide receiver at Snow College from 1982-83, then transferred to Portland State, where he lettered in 1985-86.

EDUCATION

Portland State, 1988
Bachelor's in exercise and sport science

PERSONAL DATA

Hometown: Ogden, Utah
Family: Wife Jill, son Joe and daughter Delaney.

COACHING EXPERIENCE

2019-	Utah Offensive Coordinator Quarterbacks
2015-18	Vanderbilt Offensive Coordinator Running Backs Tight Ends
2016-17	Offensive Coordinator Tight Ends
2015	Offensive Coordinator Quarterbacks
2013-14	Wisconsin Offensive Coordinator Quarterbacks
2011-12	San Diego State Offensive Coordinator Tight Ends
2009-10	California Offensive Coordinator Quarterbacks
2005-08	Utah Offensive Coordinator Quarterbacks
2002-04	Oregon Offensive Coordinator Quarterbacks
1998-01	Fresno State Offensive Coordinator Quarterbacks
1997	Cal Poly-SLO Offensive Coordinator Quarterbacks
1995-96	Boise State Quarterbacks
1993-94	Augustana (S.D.) Offensive Coordinator Quarterbacks Receivers
1992	Utah Defensive Graduate Assistant
1989-91	Idaho State Quarterbacks, Receivers
1987-88	Portland State Receivers

BOWL GAMES

2023 (2022)	Rose Bowl
2022 (2021)	Rose Bowl
2019	Alamo Bowl
2018	Texas Bowl
2016	Independence Bowl
2015 (2014)	Outback Bowl
2014 (2013)	Capital One Bowl
2012	Poinsettia Bowl
2011	New Orleans Bowl
2009	Poinsettia Bowl
2009 (2008)	Sugar Bowl
2007	Poinsettia Bowl
2006	Armed Forces Bowl
2005	Emerald Bowl
2003	Sun Bowl
2002	Seattle Bowl
2001	Silicon Valley Bowl
2000	Silicon Valley Bowl
1999	Las Vegas Bowl
1992	Copper Bowl

INFORMATION

HERE'S UTAH

2023 OUTLOOK

PLAYER BIOS

COACHES & STAFF

SERIES HISTORY

2022 IN REVIEW

BOWL HISTORY

RECORD BOOK



Assistant Head Coach

JIM HARDING

ASSISTANT HEAD COACH / OFFENSIVE LINE | 10TH YEAR



Jim Harding is in his 10th season as Utah's offensive line coach in 2023, and in that time has firmly established the Utes' offensive line as one of the best in the country. He also has served in a key leadership role as Utah's assistant head coach since 2017, and prior to that spent two seasons as the co-offensive coordinator (2015-16).

Harding has coached eight first-team All-Pac-12 selections to date and has had six offensive linemen selected in the NFL Draft, including four members of the 2016 offensive line.

- Garrett Bolles (2016), Jordan Agasiva (2018), Jackson Barton (2018), Darrin Paulo (2019), Nick Ford (2020, 2021), Braeden Daniels (2022) and Sataoa Laumea (2022) were named to the All-Pac-12 first team and all were coached by Harding for their entire Ute careers.
- In 2022, Daniels and Laumea led the Utah offensive line to rank 16th nationally in sacks allowed per game (1.07), also ranking 10th in the FBS in tackles for loss allowed per game (4.00).
- Isaac Asiata in 2016 and Ford in 2021 won the Morris Trophy, which honors the best offensive lineman in the conference by vote of the league's starting defensive linemen.
- In addition to Ford in 2021, three Utes (Braeden Daniels, 2nd Team; Bamidele Olaseni, 2nd Team; Sataoa Laumea, HM) earned All-Pac-12 honors after the Utes ranked first in the league and 13th nationally in rushing offense.
- Ford earned first-team honors in 2020 with Laumea landing on the second-team as a freshman.
- In 2019, Paulo headlined the first-team nods with Ford, Simi Moala and Orlando Umana earning honorable mention status after the Utes led the Pac-12 in rushing offense.
- Bolles also earned All-America honors in 2016 by USA Today (2nd Team) with Olaseni earning second-team Sporting News All-America in 2021.

Harding linemen have also made a name for themselves at the next level with six players being drafted to the NFL during his time at Utah.

- Jeremiah Poutasi was taken in the third round (66th overall) in 2015 to Tennessee.
- Bolles, Utah's second-highest drafted offensive lineman, went in the first round of the 2017 NFL Draft to Denver (20th overall) with Asiata and J.J. Dielman also going in the fifth round to Miami and Cincinnati. Sam Tevi was drafted in the sixth round in 2017 to the L.A. Chargers.

- Jackson Barton earned a spot as a pro after being taken in the seventh round of the 2019 NFL Draft to Indianapolis.
- As the co-offensive coordinator with oversight of the run game in 2015, Harding was instrumental in the career of another NFL draft pick in running back Devontae Booker (2016 to Denver).

Harding's linemen have blocked for a 1,000-yard rusher in seven of the last nine seasons: Booker in 2014 and 2015, Joe Williams in 2016, Zack Moss in 2017, 2018 and 2019, and Tavion Thomas in 2021.

- Moss, the 2019 Pac-12 Offensive Player of the Year, became Utah's all-time rushing leader (4,067) and broke five other Utah career records while becoming the first Ute with three 1,000-yard rushing seasons.
- Williams set the school record for rushing yards per game in 2016 with his 156.3-yard average.
- Booker and Williams were drafted in the fourth round in back-to-back seasons (Booker by Denver in 2016 and Williams by San Francisco in 2017).
- Thomas set the single-season rushing touchdowns record at Utah in 2021 (21).

Before coming to Utah, Harding spent five seasons at Wyoming as the offensive line coach (co-coach his first four seasons) from 2009-13. In 2012, he served as the run game coordinator.

He was promoted to co-offensive coordinator his final season in Laramie, when the 2013 Cowboys finished 22nd in the country in total offense, averaging 472.8 yards a game. Wyoming allowed just 12 sacks in 2011, which ranked 11th in the nation, and center Nick Carlson was a three-time all-MWC selection (first team in 2012) under Harding.

Harding's college coaching career began at Missouri, where he was an offensive graduate assistant from 2002-04. From 2005-08, he coached at Troy High School (Mich.). He was the head coach and defensive coordinator in 2008 after three seasons as the defensive coordinator.

PLAYING CAREER

A four-year starting offensive tackle at Toledo from 1997-2000, Harding set a school record with 46 consecutive starts. Harding was a first-team all-Mid-American Conference selection as a senior in 2000, when he captained a Toledo team that finished with a 10-1 record and a No. 25 ranking in the final Associated Press and USA Today/ESPN Coaches' polls. He was named the co-recipient of the Jim Nicholson Award, presented each year to the Toledo player who contributes the most toward the team's success. Toledo won or shared three MAC West Division titles in his four seasons, winning the 1997 and 1998 MAC West Division outright and finishing as co-champions of the MAC West in 2000.

COACHING EXPERIENCE

2014-2017-	Utah
2017-	Assistant Head Coach Offensive Line
2015-16	Co-Offensive Coordinator Offensive Line
2014	Offensive Line
2009-13	Wyoming
2013	Co-Offensive Coordinator Offensive Line
2012	Co-Offensive Line Run Game Coordinator
2009-11	Co-Offensive Line
2005-08	Troy HS (Mich.)
2008	Head Coach Defensive Coordinator
2005-07	Defensive Coordinator
2002-04	Missouri Offensive Graduate Asst.

BOWL GAMES

2023 (2022)	Rose Bowl
2022 (2021)	Rose Bowl
2019	Alamo Bowl
2018	Holiday Bowl
2017	Heart of Dallas Bowl
2016	Foster Farms Bowl
2015	Las Vegas Bowl
2014	Las Vegas Bowl
2011	New Mexico Bowl
2009	New Mexico Bowl
2003	Independence Bowl

EDUCATION

Toledo, 2001
Bachelor's in secondary education

Missouri, 2004
Master's in career and technical education

PERSONAL DATA

Hometown: Maumee, Ohio
Family: Wife Meredith; sons Colton and Jackson

INFORMATION

HERE'S UTAH

2023 OUTLOOK

PLAYER BIOS

COACHES & STAFF

SERIES HISTORY

2022 IN REVIEW

BOWL HISTORY

RECORD BOOK



Assistant Coach



ALVIS WHITTED

WIDE RECEIVERS | 1ST YEAR

Wide receivers coach Alvis Whitted is set to begin his first season with the Utes in 2023 after spending the last three seasons at Wisconsin.

In 2022, Whitted developed receivers Chimere Dike, Skyler Bell and Keontez Lewis to average over 14.0 yards per catch with Dike finishing first on the team and in the top-10 in the Big Ten in total receiving yards (689). During the 2021 season, he also coached seniors Kendric Pryor and Danny Davis along with Dike to combine for 83 catches, 1,166 yards and six touchdowns with all three averaging at least 13.0 yards per reception.

Prior to his time with Wisconsin, Whitted served as wide receivers coach for the Green Bay Packers in 2019. He was key in developing Pro Bowl pick Davante Adams, who set the franchise playoff record with his 160-yard, two-touchdown performance against Seattle in the NFC Divisional Round.

Before coaching in the NFL, Whitted mentored All-Americans and Biletnikoff Award finalists during seven seasons at Colorado State. Rashard Higgins and Michael Gallup were both consensus first-team All-Americans and Biletnikoff Award finalists under the direction of Whitted with Gallup being drafted by the Dallas Cowboys and Higgins earning a draft spot with the Cleveland Browns.

Under Whitted, Gallup finished his career at Colorado State with 100 receptions for 1,418 yards and seven touchdowns as a senior after racking up 76 catches and 1,272 yards (14 TDs) as a junior. Higgins became the Rams' all-time receiving leader (3,649) after leading the nation in 2014 in receiving yards (1,750) and touchdowns (17) on 96 receptions, recording at least 100 receiving yards in 10 games that season.

With his development, Colorado State saw the top three seasons by a receiver in program history with Higgins and Gallup joining Preston Williams, who had 1,345 yards and 14 touchdowns in 2018 to earn second-team All-America. Williams went on to play for the Miami Dolphins with the Rams' second-leading receiver in 2018, Olabisi Johnson, making an impact as an NFL rookie with Minnesota in 2019.

Whitted started his stint with Colorado State in 2012 after spending a year as an offensive quality control assistant under Rick Neuheisel at UCLA in 2011. He was also wide receivers coach at Millsaps College in 2010 after getting his start in coaching as an assistant at his alma mater, Orange High School in Hillsborough, N.C., from 2008-09.

PLAYING CAREER

He began his coaching career after nine years in the NFL after being selected by Jacksonville in the seventh round in 1998. He also spent time with the Atlanta Falcons in 2001 and the Oakland Raiders from 2002-06.

During his career as a pro, he played in 122 NFL games with 24 starts, catching 74 passes for 1,030 yards and six touchdowns while also serving as a standout on special teams. Whitted played in two AFC Championship games, helping the Raiders reach Super Bowl XXXVII in 2002.

A graduate of North Carolina State, he starred as a return specialist for the Wolfpack and racked up 1,929 kickoff return yards to rank No. 2 in school history at the time of his graduation. The two-sport athlete was also a two-time All-American and five-time Atlantic Coast Conference champion on the track, setting school records in the 100, 200 and 400-meter dashes.

Whitted finished sixth in the 200 meters at the 1996 U.S. Olympic Trials, competing in the final with U.S. greats Carl Lewis and Michael Johnson, who set a world record in the race.

EDUCATION

North Carolina State, 1998
Bachelor's in business management/finance

PERSONAL DATA

Hometown: Durham, N.C.
Family: Wife, Tracy; Daughter, Remy

COACHING EXPERIENCE

Year	Team
2023-	Utah
2020-22	Wisconsin
2019	Green Bay Packers
2012-18	Colorado State
2011	UCLA
2010	Millsaps College
2008-09	Orange High School

BOWL GAMES

2022	Guaranteed Rate Bowl
2021	Las Vegas Bowl
2020	Duke's Mayo Bowl
2017	New Mexico Bowl
2016	Idaho Potato Bowl
2015	Arizona Bowl
2014	Las Vegas Bowl
2013	New Mexico Bowl

INFORMATION

HERE'S UTAH

2023 OUTLOOK

PLAYER BIOS

COACHES & STAFF

SERIES HISTORY

2022 IN REVIEW

BOWL HISTORY

RECORD BOOK



Assistant Coach

INFORMATION

HERE'S UTAH

2023 OUTLOOK

PLAYER BIOS

COACHES & STAFF

SERIES HISTORY

2022 IN REVIEW

BOWL HISTORY

RECORD BOOK



LUTHER ELLISS

DEFENSIVE TACKLES | 2ND YEAR

Former Utah All-American Luther Elliss enters his second season as the Utes' defensive tackles coach after being named to the role in January 2022.

Elliss' first season back in Salt Lake City saw the Utes win their second straight Pac-12 Championship and return to the Rose Bowl Game. Simote Pepa was tabbed CFN Freshman All-America, while Pepa (First Team AP) and Junior Tafuna (Second Team Coaches) each took home Pac-12 All-Conference laurels for 2022.

- Even with a young room, Elliss' group anchored a Utah defense that lived up to its reputation as one of most physical in the country. The squad led the Pac-12 in both tackles for loss per game (6.4) and sacks per game (2.93) with the latter ranking No. 14 in FBS.
- Thirteen TFL on the season came from the defensive tackles, with Utah's 90 TFL as a team going on the books as ninth-most in program history.
- Pepa had forward strides down the stretch of the season, combining for 5.5 TFL during the final five games of the year.

Elliss arrived with the Utes after spending five seasons (2017-21) at the University of Idaho as the defensive line coach. While with the Vandals, his defensive linemen accumulated seven All-Conference awards.

- In the fall of 2021, he saw the defensive unit finish the year ranked 16th in the FCS in sacks per game (2.82) with two of his defensive linemen earning All-Big Sky honors (Charles Akanno, Noah Elliss).

- During the Spring 2021 season, Elliss led both Jonah Kim and Rahsaan Crawford to All-Big Sky selections with the Vandal front seven helping Idaho to lead the conference in rushing defense. The Vandal defense finished the spring ranked in the top-25 in the FCS in rushing defense, tackles for loss and red zone defense.
- In his first season with Idaho in 2017, he led two all-conference selections on the defensive line (Aikeem Coleman, Arie Anderson) with the Vandals ranking in the top-five in the Sun Belt in tackles for loss, fumbles recovered, scoring defense, total defense and sacks. Elliss also saw the Vandals rack up 21 sacks in 2018, his second year on staff.

PLAYING CAREER

Elliss played collegiately at Utah from 1991-94, earning consensus All-America honors and WAC Defensive Player of the Year in 1994. He also earned three all-conference selections while in Salt Lake City.

Elliss was selected 20th overall in the 1995 NFL Draft, starring for the Detroit Lions for nine seasons. During his career in the NFL, he started 119 of 134 regular-season games and had 331 tackles and 29 sacks. He was selected to the Pro Bowl in 1999 and 2000.

PERSONAL DATA

Hometown: Mancos, Colorado
 Family: Wife, Rebecca; 12 children – seven of whom are adopted

COACHING EXPERIENCE

2022-	Utah Defensive Tackles
2017-21	Idaho Defensive Line

BOWL GAMES

2023 (2022)	Rose Bowl
-------------	-----------



Assistant Coach



QUINTON GANTHER

RUNNING BACKS | 2ND YEAR

Utah alum Quinton Ganther is set to enter his second season as the Utes' running backs coach in 2023 after joining the program in the spring of 2022.

In his first season at Utah, Ganther coached the Utes to the No. 11 rushing offense in the FBS, also ranking second in the Pac-12.

- The Utes produced 2176 rushing yards per game and 3,047 yards total, the second-most rushing yards in a season in program history.
- Utah also scored 38 rushing touchdowns, breaking the school record for the second-straight year.
- He had three different running backs rush for over 500 yards with Tavion Thomas (687 yards), Micah Bernard (533 yards) and Ja'Quinden Jackson (531 yards) all accomplishing the feat.
- He was key in the development of quarterback turned running back Jackson with Jackson making the switch in week four, recording 466 of his 531 yards in the final six games.
- Jackson also scored eight of his nine touchdowns in the final six games, also recording two 100-yard rushing games in the last three games.

Ganther, who spent 2021 with the Jacksonville Jaguars as the offensive quality control coach, led the Weber State running backs room from 2013-20 as the running backs coach for the Wildcats.

- During his time in Ogden, Ganther saw the Wildcats go 45-20 in his final five seasons with the team.
- They earned three straight Big Sky titles along with four consecutive trips to the FCS Playoffs that included a trip to the semifinals in 2019.

- The Wildcats finished in the top 10 in the nation each of his last three seasons.
- Ganther coached Weber State running back Josh Davis to All-American seasons in 2018 and 2019 with Davis also being named the National Freshman of the Year in 2018. He also coached fullback Clay Moss to a first-team All-Big Sky selection in 2019.

Prior to his time at Weber State, Ganther got his start in the NFL in 2013 after earning the Bill Walsh NFL Minority Coaching Fellowship with the Seattle Seahawks. He began his coaching career at his alma mater, serving as a student assistant at Utah in 2012 while completing his bachelor's degree in sociology.

PLAYING CAREER

Ganther, a seventh round NFL draft pick in 2006 by Tennessee, spent six years in the NFL. He played in 36 career games, spending time with Washington, Seattle and Buffalo in addition to Tennessee.

The two-time All-Mountain West selection played two seasons at Utah after transferring from Citrus Junior College as a JUCO All-American. He set the single-season and career rushing yards records at Citrus College, also adding the career all-purpose yards record to his accomplishments.

In 2004 for the Utes, he rushed for 654 yards and was a part of the Utah team that finished 12-0 and won the Fiesta Bowl. As a senior in 2005, he rushed for 1,120 yards and seven touchdowns with his 1,120 yards still ranking in the top 12 all-time at Utah in single-season rushing yards.

PERSONAL DATA

Family: Wife, Bonnie; three daughters, Peyton, Samia, Ryann and two sons, Cameron and Caleb.

COACHING EXPERIENCE

2022-	Utah Running Backs
2021	Jacksonville Jaguars Offensive Quality Control
2013-20	Weber State Running Backs
2013	Seattle Seahawks Bill Walsh NFL Minority Coaching Fellowship
2012	Utah Student Assistant

POSTSEASON GAMES

2023 (2022)	Rose Bowl
2019	FCS Semifinals

INFORMATION

HERE'S UTAH

2023 OUTLOOK

PLAYER BIOS

COACHES & STAFF

SERIES HISTORY

2022 IN REVIEW

BOWL HISTORY

RECORD BOOK



Assistant Coach



LEWIS POWELL

DEFENSIVE ENDS | 9TH YEAR

Lewis Powell enters his ninth season as a Utah assistant coach in 2023, and his eighth working with the defensive line—a position he played for the Utes from 2001-03.

Beginning his second stint on Utah's staff in 2015, Powell has coached five first team All-Pac-12 players and sent eight Utes to the NFL, including five draft picks.

- Under Powell's watch, Hunter Dimick (2016), Bradlee Anae (2018-19), Leki Fotu (2018-19), Mika Tafua (2021) and Gabe Reid (2022) each earned first team All-Pac-12 nods.
- Pita Taumoepeenu was Powell's first NFL Draft pick, selected by San Francisco in the sixth round in 2017. Kylie Fitts (sixth round, Chicago) was taken in 2018, while Fotu (fourth round, Arizona), Anae (fifth round, Dallas) and John Penisini (sixth round, Detroit) all went in 2020.
- Dimick (Jacksonville) and Pasoni Tasini (Arizona) made NFL rosters as undrafted free agents in 2017. Tafua signed with Dallas in 2022 as an undrafted free agent.

In 2015, his inaugural season back on staff, Powell coached the Utah tight ends. Since shifting to the defensive line (2016-18) and eventually defensive ends (since 2019), the Utes have consistently ranked among the nation's best rushing defenses. That standard has been instrumental in Utah winning the last two Pac-12 Championships and reaching the program's first two Rose Bowls.

- Utah has led the Pac-12 in rushing defense five times (2016, '18-21) and ranked in the top-20 in the FBS each of the past five years (third in 2019; fifth in 2018; 11th in 2020; 18th in 2022; 19th in 2021).
- The Utes led the Pac-12 in TFL and sacks in their back-to-back Rose Bowl seasons (98 TFL, 42 sacks in 2021; 90 TFL, 41 sacks in 2022). Both TFL totals have ranked among the top-nine in program history for a single season.
- In 2020, the Utes ranked second in the Pac-12 in yards-per-carry allowed (3.8).
- The 2019 squad ranked No. 2 in the FBS in total defense and held six opponents to seven points or fewer, the most by an FBS team since 2006. Utah recorded the best statistical season by a conference team in the Pac-12 era in three categories: total yards per game (269.2), rushing yards per game (81.8) and points allowed per game (15.0). Nineteen of Utah's 33 sacks came from the defensive line, including 16 combined by Anae and Tafua.
- In 2016, the Utes led the conference in sacks (43) and tackles for loss (101) and finished in the top-12 nationally. In 2018, Utah was second in the Pac-12 in total defense and scoring defense, and ranked in the top-20 in the nation in both.

Two of Powell's most productive players in 2022 were new to the defensive ends room that season. Reid came to the Utes as a graduate transfer from Stanford, going on to lead the team with 5.5 sacks and post a defensive line-best 10 TFL. Opposite him was converted wide receiver Connor O'Toole, who started the final four games and had the most tackles (41) of the entire defensive line all season. For the collective success Powell's group has enjoyed, there's been just as much individual praise on the national level.

- Tafua, who finished 2021 atop the conference in sacks (9.5), earned praise as a fourth team All-American, Pac-12 Defensive Morris Trophy winner and East-West Shrine Bowl invitee. He was also a finalist for Polynesian College Football Player of the Year. It came after Tafua earned All-Pac-12 second-team honors in 2020, and honorable mention in 2019 when he tied for the FBS lead with four fumble recoveries.
- Anae led the Pac-12 in sacks in 2018 (8.0) before exploding in 2019 with a career-high 13.0 to become Utah's all-time leader (30.0) and earn consensus All-America status. Anae, a finalist for the Ted Hendricks Award, ranked eighth in the FBS (second in Pac-12) and was a first-team All-America choice by Walter Camp, Sporting News, AFCA and FWAA, and third-team by the AP. He won the 2019 Morris Trophy as the Pac-12's best defensive lineman, voted on by the league's offensive linemen.
- Also in 2019, Fotu earned second-team All-America honors from Walter Camp and FWAA, and third-team from the AP. Penisini was named second team All-Pac-12, a laurel he received for the second straight season.
- Dimick was a second-team All-American and a finalist for the Ted Hendricks Award as a senior in 2016 when he led the Pac-12 in sacks (14.5) and tackles for loss (20.0).

Powell's first stop on the Utah staff spanned 2009-11, serving as a graduate assistant coach (2009-10) and later administrative assistant (2011). Powell's roles during Utah's transition to the Pac-12 helped him land his first full-time job as Hawaii's defensive line coach (2012-14).

- The Rainbow Warriors ranked third nationally in tackles for loss per game (8.3) in 2013.
- Even in a 2012 campaign riddled by injuries, Powell's unit still earned a pair of All-Mountain West accolades.

PLAYING CAREER

Powell lettered from 2001-03 at Utah, playing on the defensive line. He was the 2003 Liberty Bowl Defensive Player of the Game in Utah's 17-0 victory over Southern Miss. Utah finished the season with a 10-2 record and was the Mountain West champion.

Following his collegiate career, Powell signed a free agent contract and attended camp with the Cleveland Browns in 2004. He played in the Arena Football League as an offensive and defensive lineman for the Memphis Xplorers (2005) and Utah Blaze (2006-08).

COACHING EXPERIENCE

2015-	Utah
2019-	Defensive Ends
2016-18	Defensive Line
2015	Tight Ends
2012-14	Hawaii
	Defensive Line
2009-11	Utah
2011	Administrative Assistant
2009-10	Graduate Assistant

BOWL GAMES

2023 (2022)	Rose Bowl
2022 (2021)	Rose Bowl
2019	Alamo Bowl
2018	Holiday Bowl
2017	Heart of Dallas Bowl
2016	Foster Farms Bowl
2015	Las Vegas Bowl
2010	Las Vegas Bowl
2009	Poinsettia Bowl

EDUCATION

Powell holds a Bachelor's degree in sociology from Utah, which he earned in 2004.

PERSONAL DATA

Hometown: East Palo Alto, Calif.
Family: Wife, the former Levalasi Key. Four children: Alai, Levani, Lewis Jr. and Sava'i'i.

INFORMATION

HERE'S UTAH

2023 OUTLOOK

PLAYER BIOS

COACHES & STAFF

SERIES HISTORY

2022 IN REVIEW

BOWL HISTORY

RECORD BOOK



Assistant Coach



SHARRIEFF SHAH

CORNERBACKS / SPECIAL TEAMS COORDINATOR | 12TH YEAR

Sharrieff Shah enters his 12th season coaching the Utah cornerbacks in 2023, and fifth year as special teams coordinator. His first foray into special teams came as co-coordinator during the 2016-18 seasons.

Nationally respected for his ability to evolve with the game, Shah was cited by ESPN.com in 2014 as one of "10 coaches who adapt and thrive." He has helped his players do the same, developing five cornerback converts into NFL players. During his tenure leading the Utes corners, 10 Pac-12 All-Conference accolades have been earned, highlighted by unanimous All-America choice and Jim Thorpe Award finalist Clark Phillips III in 2022.

Shah and his group battled through injuries in 2021—their perseverance rewarded with Utah's first of back-to-back Pac-12 Championships and Rose Bowl appearances.

- Utah allowed 341.6 yards of offense per game, third in the Pac-12 and No. 16 of all Power Five programs. In six different games, Utah opponents were held under 315 total yards, including three matchups against teams in the final CFP rankings.
- A year later in 2022, the Utes ranked second in the league both in total defense (334.1 yards per game) and passing yards allowed (222.6 yards per game).
- Phillips, the 2022 AP Pac-12 Defensive Player of the Year, capped his Utah career with nine career interceptions and four returned for touchdowns; finishing as the only active player in the Pac-12 with four pick-sixes and one of just four Power Five players. He departed Utah ranked 10th in program history with 30 career passes defended (21 PBU, 9 INT). Of his nine interceptions, a school-record-tying four came back for touchdowns.
- Phillips led the conference in 2021 both with 15 passes defended on the season and 11 during league play. His 13 breakups that year rank fourth in program history.

The Utah corners guided the Utes to ranking second in the Pac-12 in total defense in 2020 (365 yards per game) and No. 1 in the Pac-12 (20th FBS) in pass efficiency defense (120.64). The defense totaled seven interceptions - two from Shah's corners - in five games.

Pass defense has been a highlight of Shah's cornerbacks. In addition to ranking No. 1 in the Pac-12 in pass efficiency defense in 2020, the Utes finished ranked second in that category in 2017.

- Seven of the team's 14 total interceptions were by corners in 2017. Shah's position also accounted for half of Utah's interceptions in 2012 and 2015. The 2015 Utes led the Pac-12 with 22 interceptions, which ranked third nationally. Utah also led the Pac-12 in passes defended in 2015 with 88—38 of them from the cornerbacks.
- In 2016, Utah's 18 interceptions (seven by the

cornerbacks) ranked second in the Pac-12 and tied for ninth in the nation. The corners also contributed 26 of Utah's 71 passes defended to help Utah tie for 14th place nationally.

In addition to his reputation molding cornerbacks, Utah's return teams have consistently fared well under Shah's direction.

- Britain Covey scattered his name across the Utah record book, resetting the program-best with 1,092 career punt return yards and tying the top mark at Utah with four career punt return touchdowns. Covey also ranks second all-time in career punt returns (92) and third in all-purpose yards (4,241). The five-time All-American had two punt return scores in 2021—his final season.
- Kaelin Clay was a first-team All-American and first-team All-Pac-12 return specialist in 2014, when he led the country in punt returns for touchdowns (3). Boobie Hobbs was a second-team All-Pac-12 return specialist in 2017 when he finished 12th in the nation in punt return average (11.2).
- The 2020 team excelled on both return units, ranking second in the Pac-12 (eighth in FBS) in kickoff return average (28.3) and third (eighth in FBS) in punt return average (16.3). In addition, long snapper Keegan Markgraf was a semifinalist for the Patrick Mannelly Award, recognizing the nation's top snapper.
- With Covey leading the charge in 2021, Utah's punt return average (15.13) ranked second-best in the Pac-12 and sixth in FBS. The kick return team (25.81) had similar success, finishing fourth in the Pac-12 and No. 13 nationally.

Shah took a unique path into coaching after an all-conference playing career at Utah—spending 12 years as a practicing attorney. He remained involved in football during this time as a certified agent through the NFL Player Association (NFLPA) from 1996-2002. Additionally, Shah was a sideline reporter for ESPN 700—Utah's flagship station—from 2000-11, and a sideline analyst for local television stations KUTV and KJZZ in their Ute broadcasts for three seasons.

PLAYING CAREER

Shah was a four-year letterman for the Utes from 1990-93 and started three seasons at strong safety, before he incurred a career-ending neck injury three games into his senior season. A team captain, Shah was an honorable mention all-Western Athletic Conference safety in 1991 and '92.

- Shah's 1991 performance against Oregon State still ranks in the top five in Utah's single-game record book in tackles for loss (5.0) and forced fumbles (2). It earned Shah Sports Illustrated National Defensive Player of the Week and WAC Player of the Week.
- He also ran indoor track for the Utes, competing in the 60-yard dash and long jump from 1990-92. He qualified for the WAC Indoor Track and Field Championships all three years.

COACHING EXPERIENCE

2012-	Utah
2019-	Cornerbacks Special Teams Coord.
2016-18	Cornerbacks Co-Special Teams Coord.
2012-15	Cornerbacks

BOWL GAMES

2023 (2022)	Rose Bowl
2022 (2021)	Rose Bowl
2019	Alamo Bowl
2018	Holiday Bowl
2017	Heart of Dallas Bowl
2016	Foster Farms Bowl
2015	Las Vegas Bowl
2014	Las Vegas Bowl

EDUCATION

Utah, 1993
Bachelor's in political science

Utah, 1995
Master's in exercise and sport science

Utah, 2001
Juris Doctorate

PERSONAL DATA

Hometown: Los Angeles
Family: Married to the former Jennifer Lui. Sons Sharrieff Jr. and Omar. Sharrieff Jr. played football at Utah, lettering from 2014-16.

INFORMATION

HERE'S UTAH

2023 OUTLOOK

PLAYER BIOS

COACHES & STAFF

SERIES HISTORY

2022 IN REVIEW

BOWL HISTORY

RECORD BOOK



Assistant Coach

COLTON SWAN

LINEBACKERS | 5TH YEAR



Colton Swan is in his fifth season as Utah's linebackers coach in 2023. He joined the Utes' staff for the 2019 campaign, following 15 years at Weber State where he was the longest-tenured coach on the Wildcats' football staff.

In his time with the Utes, Swan has tutored All-American linebacker Devin Lloyd to a first-round NFL Draft selection, plus two others to free agent signings in Francis Bernard and Nephi Sewell. His players have also earned seven First Team All-Conference awards since Swan's arrival.

Swan entered 2022 having to replace a set of NFL linebackers with a completely new starting lineup. Nevertheless, his group carried on its reputation as the generals of the Utah defense, helping the Utes capture their second straight Pac-12 Championship and Rose Bowl appearance.

- Once again the Utes were difficult for opponents to solve on the ground, placing 18th nationally in rushing defense at 111.4 yards per game. It was aided by seven games with opponents being held under 100 yards.
- The linebacker room contributed 32.5 of Utah's 90 tackles for loss; the team total was a Pac-12 best and ranked ninth in program history for a single season. Three of the team's top-four TFL producers were linebackers, including Mohamoud Diabate (13.5), Karene Reid (9.5) and Lander Barton (8.0).
- Swan helped the rookie Barton emerge as of the top up-and-coming linebackers in the Pac-12, leading the league's freshmen with 4.5 sacks on the way to Pac-12 Freshman Defensive Player of the Year and CFN Freshman All-America Second Team.
- Diabate, who transferred from Florida for his final collegiate season, accepted an invitation to the East-West Shrine Bowl. Despite missing two games due to injury, Diabate still led the team in TFL and ranked top-six in sacks among Pac-12 linebackers.
- Reid, who moved into a starting role his sophomore season, earned All-Conference selections from both the AP (First Team) and Pac-12 coaches (Second Team).

The team successes the Utes enjoyed in 2022 were largely similar to '21, with the veterans and rookies alike embodying the defense's 'R.S.N.B.' identity—relentless, smart, nasty, ballhawks—propelling the squad to the Pac-12 title and first Rose Bowl in program history.

- Utah's 2021 rushing defense (119.4 yards per game) led the Pac-12 for the fourth straight season and ranked 19th in the FBS. The Utes allowed just 3.7 yards per carry, second-best in the conference.
- Devin Lloyd finished a decorated Utah career as the 10th consensus All-American in program history. The Pat Tillman Defensive Player of the Year and two-time Butkus Award finalist graded out at 90-plus three separate times in 2021 by PFF, which led all linebackers nationally. He was selected by the Jacksonville Jaguars with the 27th pick in the 2022 NFL Draft—the highest-drafted linebacker all-time at Utah.

- Fellow linebacker Nephi Sewell, whom Swan converted from safety, ranked second on the team in total tackles with 89 (7.5 TFL), adding one interception and a forced fumble. Sewell signed a free agent contract with the New Orleans Saints, finishing his career as a two-time All-Pac-12 pick.

Even in a shortened season, it was a similar showing for Swan's linebackers in 2020, playing a key role as Utah led the Pac-12 and ranked 11th in the FBS in rushing defense, and allowed just 3.8 yards per carry (second in the Pac-12).

- Lloyd was a first-team All-Pac-12 choice, second-team All-America (Sporting News) and one of five finalists for the Butkus Award as a junior, while Sewell was an honorable mention All-Pac-12 choice under Swan's tutelage. Sewell led the team in takeaways (2 INT, 2 FR) and finished second on the team in tackles.
- Utah ranked second in the Pac-12 in total defense (365 yards per game) with Lloyd tying for second in the nation in tackles-for-loss per game (2.0), eighth in solo tackles per game (8.8) and fifth in the Pac-12 in total tackles per game (9.6).

In his first season with the Utes in 2019, Swan tutored a record-setting unit that ranked No. 2 in the FBS in total defense, on the way to the Pac-12 South Division title.

- Utah's defense held six opponents to seven points or fewer, the most by an FBS team since 2006. The Utes led the Pac-12 in total defense, passing defense, rushing defense, scoring defense, red zone defense, first downs allowed and third-down defense, and recorded the best statistical season by a conference team in the Pac-12 era in three categories: total yards (269.2), rushing yards (81.8) and points allowed (15.0).
- Under Swan's tutelage, senior Francis Bernard was named first-team All-Pac-12 while Lloyd earned honorable mention as a sophomore, each in his first year as a full-time starting linebacker. Lloyd led the Utes' record-setting defense in tackles (91), followed closely behind by Bernard (85). Lloyd ranked second on the team in sacks (6.5) and the pair recorded three interceptions between them, with each returning an interception 58 yards or longer for a touchdown.
- Bernard was signed as an undrafted free agent by the Dallas Cowboys in 2020.

Prior to the Utes, Swan coached 15 seasons under five head coaches at Weber State. He worked with the linebackers for seven years—the last two seasons as inside linebackers coach (2017-18). He served as the Wildcats' co-defensive coordinator for three seasons from 2009-11 and was the special teams coordinator for the final five years (co-coordinator in 2014). Swan also coached the safeties (2006-08) and tight ends (2014-16).

PLAYING CAREER

Swan was a second-team All-Big Sky Conference linebacker at Weber State as a senior in 2003 when he recorded 109 total tackles, three forced fumbles and an interception. He was honorable mention all-conference in 2002 and led the Wildcats with 89 total tackles. Swan initially came to Weber State on a rodeo scholarship, but walked on to the football team and was awarded a football scholarship the next year.

COACHING EXPERIENCE

2019-	Utah
	Linebackers
2004-18	Weber State
2017-18	Special Teams Coordinator Inside Linebackers
2015-16	Special Teams Coordinator Tight Ends
2014	Co-Special Teams Coordinator Tight Ends
2012-13	Linebackers
2009-11	Co-Defensive Coordinator Linebackers
2006-08	Safeties
2004-05	Graduate Assistant Defense

POSTSEASON GAMES

2023 (2022)	Rose Bowl
2022 (2021)	Rose Bowl
2019	Alamo Bowl
2018	FCS Quarterfinals
2017	FCS Quarterfinals
2016	FCS First Round
2009	FCS First Round
2008	FCS Quarterfinals

EDUCATION

Weber State, 2004
Bachelor's in health promotion

Weber State, 2006
Master's in education

PERSONAL DATA

Hometown: Jerome, Idaho
Family: Wife Sarah; son Doc; daughter, Liv

INFORMATION

HERE'S UTAH

2023 OUTLOOK

PLAYER BIOS

COACHES & STAFF

SERIES HISTORY

2022 IN REVIEW

BOWL HISTORY

RECORD BOOK



Assistant Coach



FREDDIE WHITTINGHAM

TIGHT ENDS / RECRUITING COORDINATOR | 8TH YEAR

Now in his eighth season as Utah's tight ends coach and recruiting coordinator, Freddie Whittingham has helped develop Utah's roster for the past 11 years. Before moving to the sidelines, Whittingham served as Utah's director of player personnel for four seasons, from 2012-15.

The Utah tight ends under Whittingham's tutelage have played an integral role in one of the most successful offensive stretches in recent program history, prompting the Utes to deploy a two, and sometimes even a three-tight-end formation much of the time.

- Out of the 10,755 yards produced through the air the last four seasons, Utah's tight ends have accounted for 35% of the yardage with a tight end leading the Utes in receiving yards in three of the last four years.
- With Whittingham's tight ends being hybrid players, the tight end group has also been key in helping the Utes finish three of the last four seasons atop the Pac-12 in rushing offense.
- Utah's tight ends have also accounted for 43 total touchdowns in the last four seasons.

The Utes, or "Tight End U" as they are called, wrapped up the 2022 season with four different tight ends scoring at least one touchdown with the group accounting for 18 of Utah's 31 receiving scores.

- Senior Dalton Kincaid led the Utes with 890 receiving yards and eight touchdowns, the most produced by a tight end in the Kyle Whittingham era.
- Kincaid earned first-team All-Pac-12, and All-America honors from AP, Bleacher Report and Phil Steele.
- Kincaid, Thomas Yassmin and Brant Kuithe racked up 1,397 yards and 17 touchdowns in 2022.
- Kincaid finished the year leading all FBS tight ends in receiving yards (890) and receiving yards per game (74.2), also ranking second in receiving scores (8).
- He saw Yassmin record five of his six receiving touchdowns in the final six games, including scoring one touchdown in three straight games to end 2022.

Utah finished the 2021 season as the only Pac-12 team with two active tight ends with over 1,000 career receiving yards in Division I football. The trio of Kuithe, Dalton Kincaid and Cole Fotheringham have combined for over 70 starts in the last three years.

- Kincaid and Kuithe ranked sixth and seventh among active tight ends in the FBS in 2021 in career receiving yards with 1,733 and 1,670 respectively.
- The duo combined to score 14 of Utah's 24 receiving touchdowns (58%), each scoring six or more receiving touchdowns (Kincaid, 8; Kuithe, 6).
- Kincaid's 14.2 yards per receptions in 2021 ranked third among Pac-12 tight ends while his eight receiving scores is the most by a Utah tight end in the Kyle Whittingham era.
- Kincaid's eight receiving touchdowns ranked fifth

among tight ends in the FBS and first in the Pac-12.

Whittingham has guided Kuithe to lead the Utes in receiving yards in 2019 and 2021, with the tight end also leading the team in receptions in 2020. Fotheringham and Kuithe accounted for over 31-percent of the team's receptions in 2020 for 288 yards.

In 2019, Whittingham's tight ends played a key role for an offense that led the Pac-12 in rushing yards (201.4), passing efficiency (174.05), completion percentage (72.6%) and third-down conversion rate (46.3%) en route to a second consecutive Pac-12 South title.

- Kuithe and Fotheringham combined for 758 receiving yards in 2019 which included Kuithe's 602 yards and six receiving scores. He also finished with six rushes for 102 yards (170 ypc) and three rushing touchdowns.
- Kuithe's nine total touchdowns in 2019 tied for first in the FBS among tight ends.
- His 17.7 yards per reception ranked second among tight ends in the FBS.
- Fotheringham, who was one of Utah's most consistent blockers, had 16 catches for 156 yards and a TD.

Kuithe is a three-time All-Pac-12 tight end under Whittingham, earning second-team in 2019, 2020 and 2021, also being named to the Pro Football Focus All-America third-team in 2019. Kincaid received his first All-Pac-12 recognition in 2021, landing on the honorable mention squad before earning first-team honors in 2022.

Whittingham's move into coaching runs in his bloodlines. His father, the late Fred Whittingham, Sr., was a 20-year veteran of NFL and college coaching, including six years at Utah. Brother Kyle is Utah's head football coach and brother Cary was a successful high school football coach.

Even before becoming Utah's recruiting coordinator in 2016, Whittingham played an important role in Utah's recruiting efforts as the director of player personnel. His duties in that position also included overseeing camps and clinics and serving as the program's NFL liaison.

Whittingham has also been involved in higher education his entire career, spending nearly 20 years with the McGraw-Hill companies and Simon & Schuster as a sales and marketing executive in the higher education publishing industry. He directed McGraw-Hill Higher Education's West Sales Region, encompassing universities and colleges west of the Mississippi and accounting for annual sales revenues of \$100 million.

PLAYING CAREER

Whittingham lettered as a freshman on BYU's 1984 national championship team and was a three-year starting running back from 1987-89. He served as BYU's team captain in 1989, a season in which he was also named a first-team CoSIDA Academic All-American.

He was BYU's leading rusher for three seasons (1987-89), a two-time academic All-Western Athletic Conference selection and BYU's Outstanding Senior Student-Athlete for all sports in 1990. He played on the Los Angeles Rams' practice squad in 1990 and in the World League of American Football in 1991 for the San Antonio Riders and as a member of the Team Dallas practice squad.

UTAH EXPERIENCE

2016-	Utah
	Tight Ends
	Recruiting Coordinator
2012-15	Director of Player Personnel

BOWL GAMES

2023 (2022)	Rose Bowl
2022 (2021)	Rose Bowl
2019	Alamo Bowl
2018	Holiday Bowl
2017	Heart of Dallas Bowl
2016	Foster Farms Bowl

EDUCATION

Brigham Young, 1992
Bachelor's in psychology

PERSONAL DATA

Hometown: Provo, Utah
Family: Children Ashley, Sam and Rachel.

INFORMATION

HERE'S UTAH

2023 OUTLOOK

PLAYER BIOS

COACHES & STAFF

SERIES HISTORY

2022 IN REVIEW

BOWL HISTORY

RECORD BOOK



Football Staff

INFORMATION

HERE'S UTAH

2023 OUTLOOK

PLAYER BIOS

COACHES & STAFF

SERIES HISTORY

2022 IN REVIEW

BOWL HISTORY

RECORD BOOK



JEFF RUDY
Assoc. A.D. for Football Administration



ADAM FRY
Director of Football Operations




MIKE CORBETT
Assoc. Director of Football Operations



GIANNA COLOSIMO
Asst. Director of Football Operations



PABLO CANO
Director of NFL & Junior College Relations




NATALIA BENITEZ-HILTON
Executive Asst. to HC




TANYA SCHMIDT
Executive Secretary



ROBERT BLECHEN
Director of Player Personnel



MASON YELICO
Assistant Director of Player Personnel




SAM MORRISSETTE
Assistant Director of Player Personnel



JOLIE ALE
Director of On-Campus Recruiting



REGGIE DUNN
Player Personnel Analyst



KAMMY DELP
Player Personnel Analyst



EVAN JOHNSON
Player Personnel Analyst



SHANE SMITH
Player Personnel Analyst



HANNAH BETTIS
Director of Football Creative



DYLAN SMITH
Assistant Director, Football Brand Design



MATT DIMMITT
Director of Football Video



ALI WINTERS
Assistant Director of Football Video



CYRUS SATOFAIGA
Football Academic Coordinator



KELLY SHARITT
Executive Director of Equipment Ops



BO BATES
Director of Football Equipment



JOE MCBETH
Head Football Athletic Trainer




DANIELLE BRYANT
Athletic Trainer



JOHN GARCIA
Athletic Trainer



AUDREY YOKOVICH
Athletic Trainer



TYLER ROOF
Director of Football Nutrition



KELSEY SMITH
Assistant Director of Football Nutrition

Administration



ISAAC ASIATA
Offensive GA



WILL DURRANT
Offensive GA



QUINCY WATKINS
Defensive GA



CHASE MURDOCK
Defensive GA



RYAN BLAKNEY
Offensive Analyst



VINCE CONTI
Defensive Analyst



DOM CONTI
Special Teams Analyst



MAXWELL COTTON
Offensive Quality
Control



JUSTIN MULLGRAV
Defensive Quality
Control



JORDAN FOGAL
Defensive Quality
Control



CORT DENNISON
Defensive Quality
Control



DOUG ELISAIA
Director of Football
Sports Performance



GREG ARGUST
Assoc. Director of
Football Sports
Performance



VISESIO JR SALT
Asst. Director of Football
Sports Performance



ANDREW CHEN
Asst. Director of Football
Sports Performance



MARCUS BANKS
Asst. Director of Football
Sports Performance

INFORMATION

HERE'S UTAH

2023 OUTLOOK

PLAYER BIOS

COACHES & STAFF

SERIES HISTORY

2022 IN REVIEW

BOWL HISTORY

RECORD BOOK



Administration



MARK HARLAN

DIRECTOR OF ATHLETICS | 6TH YEAR

In his five years as Director of Athletics at the University of Utah, Mark Harlan has led the Utes' athletics programs to unprecedented success in the classroom, in competition and in the community, while elevating the overall student-athlete experience and raising the bar in fundraising. Harlan brought to Salt Lake City more than 20 years of intercollegiate athletics experience at five different universities and a deep history in the Pac-12 Conference when he began his tenure in 2018.

As he begins his sixth year at the helm in 2023-24, Harlan is guiding the Department of Athletics as it builds upon a record-setting 2022-23 school year in which Utah earned its highest finish ever in the LEARFIELD Director's Cup and Harlan was named Cushman & Wakefield Athletics Director of the Year by the National Association of Collegiate Directors of Athletics. University of Utah President Taylor Randall, in June 2023, announced an extension of Harlan's contract through 2028.

During Harlan's tenure, Utah has won four national championships and 24 conference championships, 16 of which have come just in the past two years. In each of the past two competition years, the Utes have had a school-record eight teams qualify for NCAA championship competition or a bowl game. Among the successes: Football has earned back-to-back Pac-12 Championships and Rose Bowl berths; the ski team has won four consecutive NCAA championships; and gymnastics has earned three consecutive third-place NCAA Championships finishes.

The Utes claimed a school-record 10 conference championships in 2022-23 between regular season and tournament or championship games, and sent a record-tying eight teams to postseason competition. Among those, the Utes' football program played in the Rose Bowl as back-to-back Pac-12 champions, skiing won the NCAA championship, gymnastics placed third at the NCAA Championships, softball reached its first Women's College World Series since 1994 and women's basketball advanced to the Sweet Sixteen for the first time since 2006.

The Utes' remarkable 2022-23 athletics year followed what had been Utah's most successful year in 2021-22 since joining the Pac-12 in 2011. Seven of Utah's sport programs earned NCAA postseason

berths and football played in yet another bowl game, the most Utah teams in postseason competition in the same year. The football team played in a New Year's Six Bowl, with its first Rose Bowl berth, and was one of four Utah teams to win a conference championship, along with gymnastics (Pac-12), skiing (RMISA) and lacrosse (ASUN regular season).

While the football program has risen to Pac-12 superiority with two conference championships and appearances in four of the past five Pac-12 championship games, six other Utah programs have claimed at least one conference championship over the last five years: skiing, gymnastics, lacrosse, women's basketball, men's tennis and softball. The Utah skiing program's four national championships (2019, '21-'23), have been achieved under the leadership of Director of Skiing Fredrik Landstedt, Harlan's first head coach hire in 2018.

In addition to success in competition, academic achievement has risen to new heights under Harlan's leadership, with Utah's student-athletes posting the top four semester GPAs on record, including a program-best 3.57 GPA in Spring 2020. In each of his first three years at Utah, the Utes' student-athletes broke the previous record for full-year GPA, including a top GPA of 3.407 in 2020-21, followed by a 3.315 average GPA for 2021-22 (fourth-best) and 3.355 for 2022-23 (third-best). Utah's 3.384 GPA for Spring 2023 ranked fourth all-time.

Utah recorded its fifth consecutive year with a 93-percent or higher NCAA Graduation Success Rate (GSR) in 2022, tying for second among Pac-12 universities behind only Stanford. This stretch includes a school-record 95-percent GSR in 2018, followed by 94-percent GSRs in 2019 and 2020 and 93-percent scores in 2021 and 2022.

Harlan has spearheaded fundraising efforts that have raised more than \$60 million for capital projects, including the development of the \$85 million Ken Garff Red Zone at Rice-Eccles Stadium, which opened in August of 2021 and expanded the stadium's capacity to 51,444 while also enclosing the stadium's south end. The expansion added new team locker room facilities, club spaces, suites and premium seating—all of which sold out prior to the grand opening. Plans for the project were unveiled in November 2018, and in April 2019, the Ken Garff family announced a donation of \$175 million toward the project, the largest gift in Utah Athletics history.

Continued upgrades of Utah's athletics facilities under Harlan have also included the expansion of the Dumke Gymnastics Center, completed in 2023 to modernize and improve the home of the 10-time national champion Red Rocks program, as well as construction of the David S. Layton Golf Academy, the

on-campus training facility for Utah's men's golf team, which opened in January 2021. Located on Guardsman Way, across from the Spence and Cleone Eccles Football Center, the 7,000-square foot, \$2.9 million golf training facility provides state-of-the-art technology for Utah's student-athletes to enhance every aspect of their performance.

The health and wellness of student-athletes continues to be a priority for Harlan and has been reflected in his work with the Crimson Council and with Utah's Student-Athletic Advisory Committee, including enhancing mental health resources for students. In 2018, he added a third full-time member of the mental health team, serving student-athletes in the areas of psychology, wellness, and mental performance, and the staff now includes five full-time members.

Harlan has also overseen the continued development of the Ute Academy, which focuses on four pillars of student-athlete success: Leadership, Career, Personal and Community Service, and he has increased investment in the student-athlete U.T.A.H. Group (United Together Against Hate), which focuses on issues of racial and social injustice.

In June 2021, the Department of Athletics launched the Elevate U NIL program, in partnership with Utah's world-class Lassonde Entrepreneur Institute and the David S. Eccles School of Business, to support Utah's student-athletes as they seek to maximize their Name, Image & Likeness (NIL)



Under Mark Harlan's guidance, Utah's 2022-23 athletics year was its most successful since joining the Pac-12 in 2011.



Administration

opportunities under the NCAA's amended legislation. The program continues to expand through strategic partnerships with industry-leading providers INFLCR, The Brandr Group and Campus Legends, among others, including the launch in June 2022 of the Elevate U Exchange, in partnership with INFLCR, to create an NIL marketplace for Utah's student-athletes and interested businesses, collectives and individuals.

Entering the 2023-24 school year, seven of Utah's head coaches have been hired by Harlan including Landstedt, Ric Mortera (women's tennis), Craig Smith (men's basketball), Gary Henderson (baseball), Hideki Nakada (women's soccer), Andrew McMinn (lacrosse) and Jonas Persson (swimming and diving) who was promoted in 2022.

Harlan has significantly upgraded the strength and appeal of Utah's future football schedules with the addition of eight games since his arrival in 2018—four home-and-home series—against SEC and Big Ten opponents. Florida (2022, '23), Arkansas (2026, '29), Wisconsin (2028, '33) and LSU (2031, '32) with each opponent visiting Salt Lake City.

Harlan has been named to several influential committees throughout his career and is currently serving on the NCAA Division I Baseball Committee, while finishing a four-year term on the Division I Football Oversight Committee that began in 2019. He is serving as chair of the Pac-12 A.D. Committee for 2023-24, and has previously held a lead role in the league's Football Working Group and served as the A.D. liaison to the league's football coaches in navigating the challenges of the COVID-19 pandemic. Previous NCAA committee appointments include the Division I Council Transfer Working Group and the Division I Competition Oversight Committee.

Prior to his arrival in Salt Lake City, Harlan spent four years as the Director of Athletics at the University of South Florida, where he spearheaded record competitive, academic and fundraising accomplishments while also negotiating new multimedia rights and apparel partnerships. The Bulls won 14 American Athletic Conference titles under his leadership and nine USF programs ranked in the Top 25 in 2015-16, when the Bulls led the American Athletic Conference in the Learfield Directors' Cup standings.

The USF football program appeared in three consecutive bowl games from 2015-17 and won a school-record 11 games in 2016. In the classroom, USF student-athletes set school marks for combined grade-point average and GSR, and fundraising success included a 300-percent increase in major giving, including the best fundraising year in school history in 2016-17 (\$15 million). Harlan chaired the AAC's A.D. Committee in 2017-18 after serving as vice chair in 2016.

From 2010-14, Harlan served as senior associate athletics director for external relations at UCLA, with oversight responsibilities including the men's basketball program, development, communications, marketing, ticket sales, sponsorships, multimedia rights and alumni affairs.

While at UCLA, Harlan reorganized the structure of the major giving program and the annual fund, which resulted in a record number of donors and dollars raised in 2013. He successfully managed completion of a \$137 million campaign to renovate iconic Pauley Pavilion in 2012. Harlan was also heavily involved in the negotiations with the City of Pasadena to enable a \$200 million renovation of the Rose Bowl Stadium.

Harlan left for UCLA after four years as the senior vice president for central development at the University of Arizona Foundation from 2006-10. Under Harlan's direction, the Foundation posted two record years in the amount of funds raised and in the number of gifts processed on behalf of the university. He moved into central development at Arizona after over a decade working in the Wildcat athletics department. He held a variety of roles in athletics, serving as the assistant coordinator for football recruiting and operations (1992-94), program coordinator for event management (1994-97), director of operations (1997-2000), director of annual development (2000-02) and assistant athletics director for development and marketing (2002-04).

Harlan's background also includes one-year stints as senior associate athletics director for external operations at San Jose State (2005-06) and associate athletics director for external operations at Northern Colorado (2004-05). At SJSU, he launched a planned giving program that generated \$8 million in estate gifts directed toward student-athlete scholarship endowments. At Northern Colorado, he played a key role in the school's transition to NCAA Division I and the Big Sky Conference.

Harlan, 53, earned a bachelor's degree in political science and a master's degree in education from the University of Arizona. He and his wife, Carolyn, have two children: Savannah (18) and Austin (15) along with Cali the Labradoodle (9).

ATHLETICS DEPARTMENT SENIOR DIRECTORS




CHARMELE GREEN
COO/Deputy A.D.
Internal Operations



JOHN JENTZ
Executive Sr. Associate A.D.
Business Operations/CFO



CATHY BADGER
Sr. Associate A.D.
Academic Services



JASON GRECO
Sr. Associate A.D.
Compliance



MANNY HENDRIX
Sr. Associate A.D.
Alumni Engagement




PAUL KIRK
Sr. Associate A.D.
Strategic Communications



ROB CLARK
Associate A.D.
Development




KEITH EMBREY
Associate A.D.
EDI & Student Belonging



SEAN FARRELL
Associate A.D.
Crimson Club/Ticketing/Legends



GAVIN GOUGH
Associate A.D.
Facilities/Events/Marketing



LIZ PRINCE
Associate A.D.
Sport Admin./S-A Wellbeing



JEFF RUDY
Associate A.D.
Football Administration



JASON BURROW-SANCHEZ
Faculty Athletics
Representative

INFORMATION

HERE'S UTAH

2023 OUTLOOK

PLAYER BIOS

COACHES & STAFF

SERIES HISTORY

2022 IN REVIEW

BOWL HISTORY

RECORD BOOK



Administration

DR. TAYLOR RANDALL

PRESIDENT | 3RD YEAR



Taylor R. Randall was selected by the Utah Board of Higher Education as the 17th president of the University of Utah in August 2021. An award-winning educator, innovative leader, and champion of higher education, he comes to the position with more than two decades of experience at the U, serving as both dean of and an accounting professor in the David Eccles School of Business. He is the first alumnus since 1973 to serve as president.

Randall began his tenure building on the momentum established by his predecessors, declaring a bold vision to make the U a top 10 public university with unsurpassed societal impact. His strategy outlines three objectives: to inspire a new generation of students by revolutionizing the student experience, innovate and generate discoveries that change the world, and impact the lives of all 3.3 million Utahns. The vision includes goals to increase enrollment to 40,000 students and secure \$1 billion in research funding annually.

Since his inauguration in March of 2022, Randall has achieved significant milestones on strategic initiatives:

- Embarked on a statewide tour and signed a new compact with the state of Utah to rededicate the U's role as the state's flagship university, pledging six commitments to lead, partner, educate, research, provide health care, and serve
 - Broke ground on the Impact and Prosperity Epicenter and Ivory House to increase student housing and build living-learning communities
 - Hired a Chief Experience Officer to help revolutionize the student experience
 - Launched the Wilkes Center for Policy and Climate to leverage the U's expertise in combatting climate change
 - Initiated plans for the John and Marcia Price Computer Science Building to support the program's growth and meet surging demands for computer science graduates
 - Saw research grants grow to \$686 million
- Oversaw the merger of the College of Mines and Earth Sciences with the College of Science, creating a much stronger base for science and mathematics education

- Announced the Climate Change Action Plan to move the U's net-zero emissions from 2050 to 2040
- Launched the West Valley initiative, a hospital and outpatient health center that offers world-class and culturally appropriate care alongside an academic campus to support education and career pathways
- Launched the Stena Center for Financial Technology, designed to accelerate financial technology innovation and propel the fintech industry forward and cement Utah as a center of excellence

In his 20-plus years at the university, Randall has become known as a dynamic leader who drives growth and innovation. During his tenure as dean of the David Eccles School of Business (DESB) from 2009-2021, the school grew five-fold and now holds top 10 entrepreneurship rankings for both undergraduate and graduate programs. Seven of the school's programs are currently ranked in the top 25 in the nation. Under his leadership, the business school also expanded experiential learning opportunities and its societal impact with the creation of the Goff Strategic Leadership Center, the Kem C. Gardner Policy Institute, the Marriner S. Eccles Institute for Economics and Quantitative Analysis, and


the Sorenson Impact Center.

Randall began his career at the U as a professor of accounting from 1999-2009. He received awards for the best teacher in the MBA, Executive MBA, and undergraduate programs, as well as the Brady Superior Teaching Award. His professional experience includes consulting positions with major companies such as General Motors, Dupont, and O.C. Tanner. He graduated from the University of Utah in 1990 with honors in accounting and earned an MBA and a doctorate in operations and information management from the Wharton School of Business at the University of Pennsylvania.

Randall and his wife, Janet, have four children, one daughter-in-law, and one son-in-law. He loves spending family time playing games, relaxing in the backyard, mountain biking, road biking, golfing, and all things sports-related.



President Dr. Taylor Randall and Athletics Director Mark Harlan celebrate after Utah Football won its second straight Pac-12 title in 2022.



The Utes and Colorado have met 69 times in a series that dates back to 1903, including a 37-21 Utah win in 1962 at Ute Stadium.

SERIES HISTORY



Series Records

UTAH'S ALL-TIME SERIES RECORDS

Opponent	W	L	T
12th Infantry	1	0	0
9th Cavalry	2	0	0
Air Force	13	14	0
Alabama	1	0	0
All Hallows	3	0	0
Arizona	26	19	2
Arizona State	11	22	0
Army	0	3	0
Boise State	2	5	0
BYU	62	35	4
Cal Poly-Pomona	0	0	1
California	6	6	0
Carlisle	0	1	0
Collegiate Institute	0	1	0
Colorado	34	32	3
Colorado College	16	11	0
Colorado Mines	6	4	0
Colorado State	56	22	2
Creighton	0	1	1
Crescents	0	1	0
Cal State Fullerton	1	0	0
CS-Long Beach	1	0	0
Denver	28	10	5
Drake	1	1	0
Florida	0	2	0
Fort Douglas	8	0	0
Fort Warren	0	1	0

Opponent	W	L	T
Fresno State	7	4	0
Georgia Tech	2	0	0
Hawaii	15	12	0
Honolulu All-Stars	1	0	0
Houston	0	4	0
Idaho	14	12	2
Idaho College	3	0	0
Idaho State	8	0	0
Illinois	0	1	0
Indiana	3	1	0
Iowa	1	0	0
Iowa State	1	4	0
Kansas	2	2	0
LDS College	1	0	0
Louisiana-Monroe	1	0	0
Louisiana State	0	2	0
Louisville	4	0	0
Michigan	3	1	0
Minnesota	1	1	0
Missouri	1	1	0
Montana	11	0	0
Montana State	10	0	0
National Guard	0	1	0
Navy	1	0	0
Nebraska	0	4	0
Nevada	4	5	1
New Mexico	33	17	2

Opponent	W	L	T
North Carolina	1	1	0
North Dakota	1	0	0
Northern Arizona	1	0	0
Northern Colorado	3	0	0
Northern Illinois	2	0	0
Northwestern	1	2	0
Notre Dame	0	1	0
Occidental	1	1	0
Ogden High	3	0	0
Ohio State	0	2	0
Oklahoma	0	1	0
Oklahoma State	0	1	0
Oregon	12	24	0
Oregon Short Line	1	0	0
Oregon State	12	12	1
Pacific	0	1	0
Penn State	0	1	0
Pittsburgh	3	0	0
Portland State	1	0	0
Rice	1	3	0
Saint Mary's	0	1	0
Saint Vincent's	0	1	0
Salt Lake City High	3	3	0
San Diego State	18	13	1
San Francisco	1	0	0
San Jose State	8	1	0
Santa Clara	1	2	1

Opponent	W	L	T
SMU	1	1	0
South Dakota	1	0	0
South Florida	1	0	0
Southern Mississippi	1	0	0
Southern Utah	2	0	0
Stanford	7	4	0
TCU	5	3	0
Tennessee	0	3	0
Texas	0	2	0
Texas A&M	1	2	0
Texas Tech	0	2	0
Tulsa	2	2	0
UCLA	8	12	0
UNLV	14	2	0
USC	9	13	0
Utah State	79	29	4
UTEP	25	8	0
Washington	2	13	0
Washington State	11	9	0
Weber State	6	0	0
West Virginia	2	0	0
Western State	1	0	0
Whitman	2	0	0
Wisconsin	1	2	0
Wyoming	51	31	1
YMCA	0	5	0
Totals	711	477	31

SERIES VS. ALL CONFERENCES

ATLANTIC COAST (10-1)

Georgia Tech	2	0	0
Louisville	4	0	0
North Carolina	1	1	0
Pittsburgh	3	0	0

AMERICAN ATHLETIC (6-6)

Navy	1	0	0
Rice	1	3	0
SMU	1	1	0
South Florida	1	0	0
Tulsa	2	2	0

BIG SKY (54-12-2)

Idaho	14	12	2
Idaho State	8	0	0
Montana	11	0	0
Montana State	10	0	0
Northern Arizona	1	0	0
Northern Colorado	3	0	0
Portland State	1	0	0
Weber State	6	0	0

Note: Conference groupings reflect 2023 affiliations.

BIG TEN (10-15)

Illinois	0	1	0
Indiana	3	1	0
Iowa	1	0	0
Michigan	3	1	0
Minnesota	1	1	0
Nebraska	0	4	0
Northwestern	1	2	0
Ohio State	0	2	0
Penn State	0	1	0
Wisconsin	1	2	0

BIG 12 (72-54-4)

BYU	62	35	4
Houston	0	4	0
Iowa State	1	4	0
Kansas	2	2	0
Oklahoma	0	1	0
Oklahoma State	0	1	0
TCU	5	3	0
Texas	0	2	0
Texas Tech	0	2	0
West Virginia	2	0	0

CONFERENCE USA (25-8)

UTEP	25	8	0
------	----	---	---

INDEPENDENTS (0-4)

Army	0	3	0
Notre Dame	0	1	0

MID-AMERICAN (2-0)

Northern Illinois	2	0	0
-------------------	---	---	---

MISSOURI VALLEY (2-0)

North Dakota	1	0	0
South Dakota	1	0	0

MOUNTAIN WEST (300-155-11)

Air Force	13	14	0
Boise State	2	5	0
Colorado State	56	22	2
Fresno State	7	4	0
Hawaii	15	12	0
Nevada	4	5	1
New Mexico	33	17	2
San Diego State	18	13	1
San Jose State	8	1	0
UNLV	14	2	0
Utah State	79	29	4
Wyoming	51	31	1

PAC-12 (138-166-6)

Arizona	26	19	2
Arizona State	11	22	0
California	6	6	0
Colorado	34	32	3
Oregon	12	24	0
Oregon State	12	12	1
Stanford	7	4	0
UCLA	8	12	0
USC	9	13	0
Washington	2	13	0
Washington State	11	9	0

PIONEER (1-1)

Drake	1	1	0
-------	---	---	---

SEC (3-10)

Alabama	1	0	0
Florida	0	2	0
LSU	0	2	0
Missouri	1	1	0
Tennessee	0	3	0
Texas A&M	1	2	0

SUN BELT (2-0)

Louisiana-Monroe	1	0	0
Southern Miss	1	0	0

WAC (2-0)

Southern Utah	2	0	0
---------------	---	---	---



Scores Against NCAA Opponents

AIR FORCE (13-14)

1957	W	34-0	Nov. 16	H
1958	L	14-16	Oct. 25	A
1983	L	31-33	Oct. 22	A
1984	W	28-17	Sep. 22	H
1985	L	15-37	Oct. 26	A
1986	L	35-45	Oct. 3	H
1987	L	27-48	Oct. 3	A
1988	L	49-56	Oct. 15	H
1989	L	38-42	Nov. 25	H
1990	L	21-52	Oct. 27	A
1991	L	21-24	Sep. 14	H
1992	W	20-13	Oct. 31	A
1993	W	41-24	Nov. 13	H
1994	L	33-40	Nov. 12	A
1995	W	22-21	Oct. 21	H
1999	W	21-15	Oct. 14	A
2000	L	14-23	Sep. 23	H
2001	L	37-38	Dec. 1	A
2002	L	26-30	Sep. 28	H
2003	W	45-43 (30T)	Nov. 1	A
2004	W	49-35	Sep. 25	H
2005	W	38-35	Sep. 22	H
2006	W	17-14	Nov. 18	A
2007	L	12-20	Sep. 8	H
2008	W	30-23	Sep. 20	A
2009	W	23-16 (OT)	Oct. 24	H
2010	W	28-23	Oct. 30	A

ALABAMA (1-0)

2009	W	31-17	Jan. 2	N
------	---	-------	--------	---

ARIZONA (26-19-2)

1924	W	32-7	Oct. 18	H
1925	W	9-0	Oct. 16	A
1936	W	14-6	Oct. 3	H
1940	W	24-0	Oct. 12	H
1941	W	12-6	Dec. 6	A
1942	L	0-14	Oct. 3	A
1946	W	14-7	Oct. 5	H
1947	T	20-20	Dec. 6	A
1948	W	47-14	Oct. 2	H
1949	T	12-12	Oct. 1	A
1950	W	27-14	Sep. 30	H
1951	W	27-7	Sep. 22	A
1952	L	0-27	Oct. 4	H
1953	W	28-7	Sep. 19	A
1954	L	20-54	Sep. 25	H
1959	W	54-6	Oct. 31	H
1960	W	13-3	Sep. 24	A
1965	L	9-16	Sep. 18	H
1966	W	24-19	Oct. 22	A
1967	W	33-29	Oct. 21	A
1968	L	15-16	Nov. 16	H
1969	L	16-17	Nov. 15	A
1970	W	24-0	Oct. 24	H
1971	L	3-14	Oct. 23	A
1972	W	28-27	Nov. 4	H
1973	L	21-42	Oct. 27	A
1974	L	8-41	Oct. 12	H
1975	L	14-38	Nov. 22	A

1976	L	35-38	Oct. 30	H
1977	L	17-45	Oct. 22	A
1983	L	0-38	Sep. 10	A
1994	W	16-13	Dec. 27	N
2000	L	3-17	Sep. 2	H
2002	L	17-23	Sep. 14	A
2004	W	23-6	Sep. 11	A
2005	W	27-24	Sep. 2	H
2011	W	34-21	Nov. 5	A
2012	L	24-34	Nov. 17	H
2013	L	24-35	Oct. 19	A
2014	L	10-42	Nov. 22	H
2015	L	30-37 (20T)	Nov. 14	A
2016	W	36-23	Oct. 8	H
2017	W	30-24	Sep. 22	A
2018	W	42-10	Oct. 12	H
2019	W	36-7	Nov. 23	A
2021	W	38-29	Nov. 13	A
2022	W	45-20	Nov. 5	H

ARIZONA STATE (11-22)

1961	W	28-26	Oct. 7	A
1962	L	7-35	Nov. 10	A
1963	L	22-30	Nov. 2	A
1964	W	16-3	Oct. 24	H
1966	W	21-6	Nov. 5	A
1967	L	32-49	Nov. 4	H
1968	L	21-59	Nov. 9	A
1969	W	24-23	Oct. 11	H
1970	L	14-37	Nov. 14	A
1971	L	21-41	Sep. 25	H
1972	L	48-59	Oct. 14	A
1973	W	36-31	Nov. 3	H
1974	L	0-32	Oct. 19	A
1975	L	14-40	Nov. 1	H
1976	W	28-31	Nov. 13	A
1977	L	19-47	Oct. 29	H
1981	L	10-52	Sep. 12	A
1982	L	10-23	Sep. 11	A
1985	L	27-34	Oct. 12	A
1986	L	7-52	Oct. 25	A
1991	L	15-21	Oct. 5	A
1993	L	0-38	Sep. 4	A
2011	L	14-35	Oct. 8	H
2012	L	7-37	Sep. 22	A
2013	L	19-20	Nov. 9	H
2014	L	16-19 (OT)	Nov. 1	A
2015	W	34-18	Oct. 17	H
2016	W	49-26	Nov. 10	A
2017	L	10-30	Oct. 21	H
2018	L	20-38	Nov. 3	A
2019	W	21-3	Oct. 19	H
2021	W	35-21	Oct. 16	H
2022	W	34-13	Sep. 24	A

ARMY (0-3)

1957	L	33-39	Nov. 10	A
1963	L	7-8	Nov. 9	A
1967	L	0-22	Nov. 11	A

BOISE STATE (2-5)

1980	L	7-28	Sep. 6	H
1985	W	20-17	Sep. 7	H
1987	W	31-27	Oct. 31	A
1998	L	28-31	Sep. 26	H
1999	L	20-26	Oct. 2	A
2006	L	3-36	Sep. 30	H
2010	L	3-26	Dec. 22	N

BYU (62-35-4)

1896	W	12-4	Apr. 6	H
1896	W	6-0	Nov. 14	H
1896	L	6-8	Dec. 5	A
1897	L	0-14	Dec. 4	H
1897	L	0-22	Dec. 18	A
1898	W	5-0	Nov. 24	H
1922	W	49-0	Oct. 14	H
1923	W	15-0	Oct. 27	A
1924	W	35-6	Oct. 25	H
1925	W	27-0	Oct. 31	A
1926	W	40-7	Nov. 13	H
1927	W	20-0	Nov. 12	A
1928	T	0-0	Nov. 17	H
1929	W	45-13	Nov. 2	H
1930	W	34-7	Oct. 18	H
1931	W	43-0	Oct. 17	H
1932	W	29-0	Oct. 15	H
1933	W	21-6	Oct. 14	H
1934	W	43-0	Oct. 13	H
1935	W	32-0	Nov. 2	A
1936	W	18-0	Oct. 31	H
1937	W	14-0	Oct. 2	H
1938	T	7-7	Oct. 15	H
1939	W	35-13	Oct. 14	A
1940	W	12-6	Oct. 5	H
1941	T	6-6	Oct. 18	H
1942	L	7-12	Oct. 10	H
1946	W	35-6	Oct. 12	A
1947	W	28-6	Oct. 11	H
1948	W	30-0	Oct. 9	A
1949	W	38-0	Oct. 8	H
1950	T	28-28	Oct. 7	A
1951	W	7-6	Oct. 6	H
1952	W	34-6	Oct. 11	H
1953	W	33-32	Nov. 26	H
1954	W	12-7	Oct. 9	A
1955	W	41-9	Oct. 8	H
1956	W	41-6	Oct. 5	A
1957	W	27-0	Oct. 12	H
1958	L	7-14	Sep. 27	H
1959	W	20-8	Oct. 9	H
1960	W	17-0	Oct. 7	H
1961	W	21-20	Oct. 14	H
1962	W	35-20	Oct. 13	H
1963	W	15-6	Oct. 12	H
1964	W	47-13	Nov. 7	H
1965	L	20-25	Nov. 6	A
1966	L	13-35	Nov. 12	H
1967	L	13-17	Oct. 28	A
1968	W	30-21	Nov. 2	H
1969	W	16-6	Nov. 22	A

1970	W	14-13	Nov. 21	H
1971	W	17-15	Nov. 20	A
1972	L	7-16	Nov. 18	H
1973	L	22-46	Nov. 24	H
1974	L	20-48	Nov. 23	A
1975	L	20-51	Nov. 15	A
1976	L	12-34	Nov. 20	H
1977	L	8-38	Nov. 5	A
1978	W	23-22	Nov. 18	H
1979	L	0-27	Nov. 17	A
1980	L	6-56	Nov. 22	H
1981	L	28-56	Nov. 21	A
1982	L	12-17	Nov. 20	H
1983	L	7-55	Nov. 19	A
1984	L	14-24	Nov. 17	H
1985	L	28-38	Nov. 23	A
1986	L	21-35	Nov. 22	H
1987	L	18-21	Nov. 21	A
1988	W	57-28	Nov. 19	H
1989	L	31-70	Nov. 18	A
1990	L	22-45	Nov. 17	H
1991	L	17-48	Nov. 23	A
1992	L	22-31	Nov. 21	H
1993	W	34-31	Nov. 20	A
1994	W	34-31	Nov. 19	H
1995	W	34-17	Nov. 18	A
1996	L	17-37	Nov. 23	H
1997	W	20-14	Nov. 22	A
1998	L	24-26	Nov. 21	H
1999	W	20-17	Nov. 20	A
2000	L	27-34	Nov. 24	H
2001	L	21-24	Nov. 17	A
2002	W	13-6	Nov. 23	H
2003	W	3-0	Nov. 22	A
2004	W	52-21	Nov. 20	H
2005	W	41-34 (OT)	Nov. 19	A
2006	L	31-33	Nov. 25	H
2007	L	10-17	Nov. 24	A
2008	W	48-24	Nov. 22	H
2009	L	23-26 (OT)	Nov. 28	A
2010	W	17-16	Nov. 27	H
2011	W	54-10	Sep. 17	A
2012	W	24-21	Sep. 15	H
2013	W	20-13	Sep. 21	A
2015	W	35-28	Dec. 19	N
2016	W	20-19	Sep. 10	H
2017	W	19-13	Sep. 9	A
2018	W	35-27	Nov. 24	H
2019	W	30-12	Aug. 29	A
2021	L	17-26	Sep. 11	A



Scores Against NCAA Opponents

CALIFORNIA (6-6)

1920	L	63-0	Oct. 23	A
1958	L	21-36	Oct. 11	A
1963	L	22-35	Nov. 16	H
1964	W	14-0	Nov. 14	A
2000	L	21-24	Sep. 9	A
2003	W	31-24	Sep. 11	H
2009	W	37-27	Dec. 23	N
2011	L	10-34	Oct. 22	A
2012	W	49-27	Oct. 27	H
2015	W	30-24	Oct. 10	H
2016	L	23-28	Oct. 1	A
2019	W	35-0	Oct. 26	H

COLORADO (34-32-3)

1903	L	0-22	Oct. 3	A
1904	L	6-33	Oct. 1	H
1905	L	5-46	Nov. 4	A
1906	W	10-0	Nov. 17	H
1907	L	10-24	Nov. 16	A
1908	W	21-14	Nov. 14	H
1910	L	0-11	Oct. 29	N
1911	L	0-9	Nov. 18	H
1912	L	0-3	Nov. 9	N
1913	L	12-30	Nov. 8	H
1914	L	0-33	Nov. 7	A
1915	W	35-3	Oct. 30	H
1916	W	28-0	Oct. 28	H
1917	L	9-18	Nov. 10	A
1919	W	7-0	Nov. 8	H
1920	W	7-0	Nov. 6	A
1921	T	0-0	Nov. 12	H
1922	W	3-0	Oct. 21	A
1923	L	7-17	Nov. 17	H
1924	L	0-3	Nov. 1	A
1925	W	12-7	Oct. 24	H
1926	W	37-3	Oct. 23	A
1927	W	20-13	Oct. 22	H
1928	W	25-6	Oct. 27	A
1929	W	40-0	Oct. 19	H
1930	W	34-0	Nov. 15	A
1931	W	32-0	Nov. 14	H
1932	W	14-0	Nov. 5	A
1933	W	13-6	Nov. 11	H
1934	L	6-7	Nov. 10	A
1935	L	0-14	Nov. 9	H
1936	L	7-31	Nov. 7	A
1937	L	7-17	Nov. 6	H
1938	T	0-0	Nov. 5	A
1939	L	14-21	Nov. 4	H
1940	W	21-13	Nov. 2	A
1941	W	46-6	Nov. 1	H
1942	W	13-0	Nov. 7	A
1943	L	0-35	Oct. 9	A
1943	L	19-22	Nov. 6	H
1944	L	0-26	Oct. 14	H
1945	L	13-18	Oct. 6	A
1946	W	7-0	Nov. 2	H
1947	W	13-7	Nov. 1	A
1948	W	14-12	Oct. 30	H
1949	L	7-14	Oct. 29	A

1950	T	20-20	Oct. 28	H
1951	L	0-54	Nov. 10	A
1952	L	14-20	Nov. 1	H
1953	L	0-21	Nov. 7	A
1954	L	7-20	Nov. 13	H
1955	L	7-37	Nov. 5	A
1956	L	7-21	Nov. 17	H
1957	L	24-30	Sep. 28	A
1958	L	0-7	Nov. 15	H
1961	W	21-12	Nov. 11	A
1962	W	37-21	Sep. 22	H
2011	L	14-17	Nov. 25	H
2012	W	42-35	Nov. 23	A
2013	W	24-17	Nov. 30	H
2014	W	38-34	Nov. 29	A
2015	W	20-14	Nov. 28	H
2016	L	22-27	Nov. 26	A
2017	W	34-13	Nov. 25	H
2018	W	30-7	Nov. 17	A
2019	W	45-15	Nov. 30	H
2020	W	38-21	Dec. 12	A
2021	W	28-13	Nov. 26	H
2022	W	63-23	Nov. 26	A

COLORADO STATE (56-22-2)

1902	T	0-0	Oct. 25	H
1903	L	5-16	Nov. 26	H
1905	W	24-0	Nov. 30	H
1911	W	51-0	Oct. 7	H
1915	L	9-21	Oct. 16	H
1916	L	6-12	Nov. 18	A
1917	W	25-12	Nov. 3	H
1919	L	21-34	Oct. 18	A
1926	W	10-6	Oct. 30	H
1927	L	0-12	Oct. 29	A
1928	W	6-0	Oct. 20	H
1929	W	21-0	Oct. 26	A
1930	W	39-0	Nov. 1	A
1931	W	60-6	Oct. 31	H
1932	W	16-0	Nov. 19	A
1933	W	13-0	Nov. 30	H
1934	L	6-14	Nov. 17	A
1935	W	14-0	Nov. 16	A
1936	W	13-0	Nov. 26	H
1937	W	45-0	Nov. 13	A
1938	W	13-0	Nov. 12	H
1939	W	42-7	Nov. 18	A
1940	W	27-0	Nov. 16	H
1941	W	26-13	Nov. 15	A
1942	W	33-14	Oct. 31	H
1945	W	28-0	Oct. 27	A
1946	W	13-0	Nov. 9	A
1947	W	19-0	Nov. 8	H
1948	W	12-3	Nov. 6	A
1949	L	12-21	Nov. 5	H
1950	L	7-32	Nov. 11	A
1951	W	27-21	Nov. 17	H
1952	W	14-6	Nov. 8	A
1953	W	35-14	Nov. 14	H
1954	L	13-14	Nov. 6	A
1955	W	27-6	Nov. 12	H
1956	W	49-27	Nov. 10	A

1957	W	55-0	Nov. 2	H
1958	L	0-20	Nov. 8	A
1959	L	17-21	Nov. 14	H
1960	W	27-6	Nov. 5	A
1961	W	40-0	Sep. 16	H
1962	W	26-8	Nov. 3	A
1963	W	48-14	Oct. 19	H
1964	W	13-3	Oct. 17	A
1965	W	22-19	Oct. 30	H
1971	W	42-16	Oct. 16	H
1972	W	62-36	Nov. 25	H
1977	L	3-44	Oct. 1	A
1978	W	30-6	Sep. 30	H
1979	W	21-16	Oct. 6	A
1980	T	21-21	Oct. 25	H
1981	W	24-13	Oct. 17	A
1982	W	35-14	Oct. 1	H
1983	L	28-31	Oct. 1	A
1984	W	35-23	Nov. 3	H
1985	L	19-21	Nov. 16	A
1986	W	38-28	Nov. 8	H
1987	W	24-23	Oct. 10	A
1988	W	46-7	Nov. 5	H
1989	L	10-50	Oct. 28	H
1990	L	13-28	Oct. 6	A
1991	W	21-16	Oct. 19	H
1992	W	33-29	Oct. 3	A
1993	W	38-21	Oct. 23	H
1994	W	45-31	Oct. 22	A
1995	L	14-19	Oct. 14	H
1999	L	24-31	Oct. 28	A
2000	L	17-24	Oct. 21	H
2001	L	17-19	Oct. 27	A
2002	L	20-28	Oct. 19	H
2003	W	28-21	Sep. 27	A
2004	W	63-31	Nov. 6	H
2005	L	17-21	Oct. 8	A
2006	W	35-22	Nov. 11	H
2007	W	27-3	Oct. 27	A
2008	W	49-16	Oct. 18	H
2009	W	24-17	Oct. 10	A
2010	W	59-6	Oct. 23	H
2014	W	45-10	Dec. 20	N

DRAKE (1-1)

1924	L	14-33	Oct. 4	H
1934	W	6-0	Sep. 28	A

FLORIDA (0-2)

1977	L	29-38	Nov. 19	A
2022	L	26-29	Sep. 3	A

FRESNO STATE (7-4)

1980	W	27-12	Sep. 27	H
1989	L	22-52	Sep. 2	A
1990	L	7-31	Sep. 15	H
1992	L	15-41	Nov. 4	A
1995	W	25-21	Sep. 23	H
1996	W	45-17	Sep. 21	H
1997	L	13-27	Oct. 2	A
1998	W	24-16	Oct. 17	H
1999	W	17-16	Dec. 18	N

2014	W	59-27	Sep. 6	H
2015	W	45-24	Sept. 19	A

GEORGIA TECH (2-0)

2005	W	38-10	Dec. 29	N
2011	W	30-27 (OT)	Dec. 31	N

HAWAII (15-12)

1926	W	17-7	Dec. 18	A
1935	L	20-21	Dec. 14	A
1938	W	14-13	Dec. 17	A
1939	W	34-19	Nov. 11	H
1947	L	16-19	Jan. 1	A
1947	W	35-0	Oct. 4	H
1950	W	40-28	Dec. 16	A
1953	W	47-24	Oct. 3	H
1958	W	47-20	Dec. 6	A
1960	W	33-6	Sep. 17	H
1967	W	25-20	Dec. 2	A
1973	L	6-7	Dec. 1	A
1979	W	27-23	Sep. 8	A
1982	L	7-10	Oct. 9	A
1983	W	28-25	Sep. 24	H
1984	L	17-20	Oct. 20	A
1985	W	29-27	Sep. 14	A
1986	L	13-33	Nov. 1	H
1987	L	14-25	Oct. 17	A
1988	L	20-48	Sep. 24	H
1989	L	20-67	Sep. 23	A
1990	L	7-19	Sep. 22	H
1991	L	26-52	Nov. 2	A
1992	W	38-17	Oct. 10	H
1993	L	30-41	Nov. 6	A
1994	W	14-3	Oct. 15	H
1998	W	30-19	Sep. 19	H

HOUSTON (0-4)

1966	L	14-34	Dec. 3	A
1971	L	16-42	Nov. 27	A
1977	L	16-34	Sep. 24	H
1978	L	25-42	Sep. 23	A

Scores Against NCAA Opponents

IDAHO (14-12-2)

1908	T	0-0	Nov. 26	H
1911	W	19-0	Nov. 30	H
1919	W	20-0	Oct. 25	H
1920	L	0-10	Nov. 11	N
1921	W	17-7	Oct. 29	H
1922	L	0-16	Nov. 11	N
1937	L	7-9	Oct. 9	H
1938	L	0-16	Nov. 24	H
1939	W	35-0	Oct. 21	N
1940	W	13-6	Nov. 21	H
1941	W	26-7	Sep. 27	A
1942	W	13-7	Nov. 26	H
1947	L	6-7	Nov. 15	N
1948	W	21-6	Sep. 25	H
1950	L	19-26	Sep. 23	N
1951	W	40-19	Nov. 22	H
1952	T	21-21	Sep. 27	N
1953	W	21-0	Sep. 26	H
1954	L	13-14	Oct. 30	H
1955	W	20-13	Sep. 24	N
1956	L	21-27	Oct. 27	H
1957	L	6-21	Oct. 5	N
1958	L	0-20	Oct. 4	H
1959	W	47-13	Nov. 7	N
1962	W	25-21	Oct. 27	H
1963	L	9-10	Sep. 28	N
1964	W	22-0	Oct. 3	H
1993	L	17-28	Oct. 2	H

IDAHO STATE (8-0)

1944	W	24-0	Sep. 30	H
1944	W	38-12	Oct. 21	A
1978	W	56-0	Sep. 9	H
1987	W	51-16	Sep. 26	H
1988	W	41-16	Sep. 10	H
1994	W	66-0	Sep. 10	H
2014	W	56-14	Aug. 28	H
2019	W	31-0	Aug. 14	H

ILLINOIS (0-1)

1988	L	24-35	Sep. 17	A
------	---	-------	---------	---

INDIANA (3-1)

1975	L	7-31	Sep. 27	A
2001	W	28-26	Sep. 22	A
2002	W	40-13	Sep. 7	H
2016	W	26-24	Dec. 28	N

IOWA (1-0)

1978	W	13-9	Oct. 7	A
------	---	------	--------	---

IOWA STATE (1-4)

1970	L	13-16	Oct. 3	H
1972	L	22-44	Sep. 23	A
1975	L	3-31	Oct. 4	H
1976	L	14-44	Oct. 9	A
2010	W	68-27	Oct. 9	A

KANSAS (2-2)

1950	L	26-39	Nov. 4	H
1951	L	7-26	Oct. 13	A
1993	W	16-41	Sep. 18	A
1996	W	45-42	Sep. 28	H

LOUISIANA-MONROE (1-0)

1999	W	42-0	Oct. 9	H
------	---	------	--------	---

LOUISVILLE (4-0)

1997	W	27-21	Sep. 6	A
1998	W	45-22	Sep. 12	H
2007	W	44-35	Oct. 5	A
2009	W	30-14	Sep. 26	H

LSU (0-2)

1974	L	10-35	Nov. 30	A
1976	L	7-35	Nov. 27	A

MICHIGAN (3-1)

2002	L	7-10	Sep. 21	A
2008	W	25-23	Aug. 30	A
2014	W	26-10	Sep. 20	A
2015	W	24-17	Sep. 3	H

MINNESOTA (1-1)

1967	L	12-13	Sep. 23	A
1990	W	35-29	Sep. 8	A

MISSOURI (1-1)

1955	W	20-14	Oct. 1	A
1964	L	6-23	Sep. 26	A

MONTANA (11-0)

1904	W	17-0	Oct. 15	H
1905	W	42-0	Oct. 14	A
1906	W	42-0	Nov. 3	H
1912	W	10-3	Nov. 2	H
1954	W	41-20	Nov. 20	A
1956	W	26-6	Sep. 29	H
1957	W	32-13	Sep. 21	H
1958	W	20-6	Sep. 20	H
1960	W	16-6	Nov. 12	H
1961	W	24-12	Oct. 21	A
1965	W	28-13	Sep. 11	H

MONTANA STATE (10-0)

1909	W	46-0	Nov. 13	H
1928	W	97-0	Oct. 28	H
1919	W	66-0	Nov. 1	H
1933	W	61-0	Sep. 23	H
1935	W	47-0	Oct. 12	H
1937	W	19-7	Sep. 25	A
1938	W	34-0	Oct. 1	H
1951	W	55-6	Sep. 15	H
1982	W	30-12	Sep. 4	H
2011	W	27-10	Sep. 1	H

NAVY (1-0)

2007	W	35-32	Dec. 20	N
------	---	-------	---------	---

NEBRASKA (0-4)

1968	L	0-31	Sep. 21	A
1980	L	9-55	Sep. 13	A
1989	L	30-42	Sep. 16	A
1992	L	22-49	Sep. 5	A

NEVADA (4-5-1)

1901	L	2-6	Nov. 28	H
1920	L	7-14	Oct. 30	H
1921	L	7-28	Nov. 5	A
1928	W	32-7	Oct. 6	A
1929	W	31-0	Oct. 5	H
1930	W	20-7	Sep. 27	A
1932	T	6-6	Oct. 8	N
1943	L	19-27	Oct. 16	H
1944	W	19-14	Oct. 28	A
1945	L	14-33	Sep. 29	H

NEW MEXICO (33-17-2)

1939	W	26-0	Jan. 2	N
1945	W	21-20	Nov. 10	A
1946	W	56-14	Sep. 28	H
1961	L	16-21	Nov. 4	A
1962	T	7-7	Oct. 20	H
1963	W	19-6	Oct. 5	A
1964	W	16-0	Sep. 19	H
1965	L	10-13	Oct. 16	A
1966	W	27-0	Oct. 29	H
1967	W	42-27	Oct. 7	A
1968	W	30-7	Oct. 12	H
1969	W	24-0	Oct. 18	A
1970	L	28-34	Sep. 26	H
1971	L	39-57	Nov. 6	A
1972	W	59-14	Oct. 28	H
1973	W	36-35	Nov. 10	A
1974	W	21-10	Nov. 9	H
1975	L	23-27	Oct. 18	A
1976	W	34-31	Nov. 6	H
1977	L	24-41	Nov. 26	A
1978	L	12-24	Nov. 4	H
1979	W	26-7	Nov. 3	A
1980	W	49-21	Nov. 8	H
1981	T	7-7	Nov. 7	A
1983	L	7-17	Sep. 3	A
1984	W	38-14	Oct. 5	H
1985	W	58-49	Nov. 9	H
1986	L	43-47	Oct. 18	A
1987	W	24-20	Sep. 5	H
1988	W	33-27	Oct. 8	A
1989	W	41-39	Nov. 11	H
1990	W	29-27	Nov. 10	A
1991	W	30-7	Nov. 9	H
1992	L	7-24	Oct. 17	A
1993	L	35-42	Oct. 9	H
1994	L	21-23	Nov. 5	A
1995	W	36-9	Sep. 16	A
1996	W	31-24	Nov. 9	A
1997	W	15-10	Oct. 25	H
1998	W	41-7	Nov. 14	A
1999	W	52-7	Nov. 13	H
2000	L	3-10	Oct. 28	A

2001	W	37-16	Sep. 29	H
2002	L	35-42 (20T)	Oct. 26	A
2003	L	35-47	Oct. 25	H
2004	W	28-7	Oct. 1	A
2005	L	27-31	Nov. 12	H
2006	L	31-34	Oct. 19	A
2007	W	28-10	Nov. 17	H
2008	W	13-10	Nov. 1	A
2009	W	45-14	Nov. 7	H
2010	W	56-14	Sep. 18	A

NORTH CAROLINA (1-1)

2004	W	46-16	Oct. 16	H
2005	L	17-31	Oct. 1	A

NORTH DAKOTA (1-0)

2017	W	37-16	Aug. 31	H
------	---	-------	---------	---

NORTHERN ARIZONA (1-0)

2006	W	45-7	Sep. 9	H
------	---	------	--------	---

NORTHERN COLORADO (3-0)

1936	W	26-0	Sep. 26	H
1937	W	7-6	Oct. 16	A
2012	W	41-0	Aug. 30	H

NORTHERN ILLINOIS (2-0)

2018	W	17-6	Sep. 8	A
2019	W	35-17	Sep. 7	H

NORTHWESTERN (1-2)

1927	L	6-13	Oct. 8	A
1981	W	42-0	Sep. 26	A
2018	L	20-31	Dec. 31	N

NOTRE DAME (0-1)

2010	L	3-28	Nov. 13	A
------	---	------	---------	---

OHIO STATE (0-2)

1986	L	6-64	Sep. 27	A
2022	L	45-48	Jan. 1	N

OKLAHOMA (0-1)

1977	L	24-62	Sep. 17	A
------	---	-------	---------	---

OKLAHOMA STATE (0-1)

1945	L	6-46	Oct. 20	H
------	---	------	---------	---



Scores Against NCAA Opponents

INFORMATION

HERE'S UTAH

2023 OUTLOOK

PLAYER BIOS

COACHES & STAFF

SERIES HISTORY

2022 IN REVIEW

BOWL HISTORY

RECORD BOOK

OREGON (12-24)

1933	L	7-26	Nov. 4	A
1934	L	7-8	Oct. 27	H
1935	L	0-6	Oct. 5	A
1954	W	7-6	Oct. 2	A
1955	L	13-14	Sep. 17	H
1959	L	6-21	Sep. 26	A
1960	L	17-20	Oct. 1	H
1961	W	14-6	Sep. 30	H
1962	L	8-35	Sep. 29	A
1965	L	14-31	Sep. 25	H
1966	W	17-14	Sep. 24	A
1967	W	21-0	Sep. 30	H
1968	L	6-14	Oct. 26	A
1969	L	17-28	Sep. 20	H
1971	L	29-36	Sep. 18	A
1973	W	35-27	Sep. 29	A
1974	L	16-23	Sep. 28	H
1975	L	7-18	Oct. 25	A
1976	L	13-21	Sep. 25	H
1991	W	24-17	Sep. 21	H
1994	W	34-16	Sep. 17	A
1995	L	20-27	Sep. 2	H
1997	L	13-31	Oct. 18	A
2001	L	10-24	Sep. 8	A
2003	W	17-13	Oct. 3	H
2009	L	24-31	Sep. 19	A
2013	L	21-44	Nov. 16	A
2014	L	27-51	Nov. 8	H
2015	W	62-20	Sep. 26	A
2016	L	28-30	Nov. 19	H
2017	L	20-41	Oct. 28	A
2018	W	32-25	Nov. 10	H
2019	L	15-37	Dec. 6	N
2021	W	38-7	Nov. 20	H
2021	W	38-10	Dec. 3	N
2022	L	17-20	Nov. 19	A

OREGON STATE (12-12-1)

1931	L	0-12	Dec. 5	N
1947	W	7-6	Sep. 27	H
1948	T	20-20	Nov. 13	A
1949	L	7-27	Sep. 24	H
1951	L	28-61	Sep. 29	A
1952	L	7-14	Sep. 20	H
1963	L	14-29	Sep. 21	H
1965	L	6-10	Oct. 23	A
1968	L	21-24	Sep. 28	H
1969	W	7-3	Oct. 25	N
1970	L	21-31	Oct. 10	A
1991	W	10-22	Sep. 7	A
1992	W	42-9	Sep. 26	H
2007	L	7-24	Aug. 30	A
2008	W	31-28	Oct. 2	H
2011	W	27-8	Oct. 29	H
2012	L	7-21	Oct. 20	A
2013	L	48-51 (OT)	Sep. 14	H
2014	W	29-23 (2OT)	Oct. 16	A
2015	W	27-12	Oct. 31	H
2016	W	19-14	Oct. 15	A
2019	W	52-7	Oct. 12	A

2020	W	30-24	Dec. 5	H
2021	L	34-42	Oct. 23	A
2022	W	42-16	Oct. 1	H

PENN STATE (0-1)

2022	L	21-35	Jan. 2	N
------	---	-------	--------	---

PITTSBURGH (3-0)

2004	W	35-7	Jan. 1	N
2010	W	27-24 (OT)	Sep. 2	H
2011	W	26-14	Oct. 15	A

PORTLAND STATE (1-0)

1981	W	46-0	Sep. 19	H
------	---	------	---------	---

RICE (1-3)

1956	L	0-27	Nov. 3	A
1976	L	22-43	Sep. 18	A
1996	L	10-51	Nov. 2	A
1997	W	31-14	Nov. 15	H

SAN DIEGO STATE (18-13-1)

1978	W	20-18	Dec. 2	A
1979	L	13-17	Oct. 27	H
1980	L	20-21	Nov. 29	A
1981	W	17-14	Oct. 31	H
1982	L	17-21	Oct. 30	A
1983	W	27-24	Sep. 17	H
1984	T	24-24	Oct. 13	A
1985	W	39-37	Oct. 19	A
1986	L	30-37	Sep. 13	H
1987	L	34-52	Sep. 12	A
1988	W	41-20	Oct. 29	H
1989	L	27-38	Sep. 30	H
1990	L	14-66	Nov. 3	A
1991	L	21-24	Oct. 26	H
1993	W	45-41	Oct. 30	H
1994	W	38-22	Oct. 8	A
1995	L	21-24	Oct. 7	H
1998	L	20-21 (OT)	Oct. 24	A
1999	W	38-16	Oct. 23	H
2000	W	21-7	Oct. 14	A
2001	W	17-3	Nov. 10	H
2002	L	17-36	Oct. 12	A
2003	W	27-6	Oct. 11	H
2004	W	51-28	Oct. 30	A
2005	L	19-28	Oct. 15	H
2006	W	38-7	Sep. 23	A
2007	W	23-7	Oct. 13	H
2008	W	63-14	Nov. 15	A
2009	W	38-7	Nov. 21	H
2010	W	38-34	Nov. 20	A
2021	L	31-33 (30T)	Sep. 18	A
2022	W	35-7	Sep. 17	H

SAN JOSE STATE (8-1)

1969	W	42-7	Sep. 27	H
1970	W	13-9	Oct. 31	A
1973	W	28-21	Oct. 20	A
1974	L	6-24	Nov. 2	H
1998	W	49-17	Oct. 31	A

2009	W	24-14	Sep. 12	A
2010	W	56-3	Sep. 25	H
2016	W	34-17	Sep. 17	A
2017	W	54-16	Sep. 16	H

SMU (1-1)

1996	W	21-17	Sep. 14	A
1997	L	19-20	Oct. 11	H

SOUTH DAKOTA (1-0)

1926	W	13-0	Oct. 9	H
------	---	------	--------	---

SOUTH FLORIDA (1-0)

2001	W	52-21	Oct. 6	H
------	---	-------	--------	---

SOUTHERN MISS (1-0)

2003	W	17-0	Dec. 31	N
------	---	------	---------	---

SOUTHERN UTAH (2-0)

2016	W	24-0	Sep. 1	H
2022	W	73-7	Sep. 10	H

STANFORD (7-4)

1902	L	11-35	Nov. 27	H
1924	L	0-30	Nov. 8	N
1989	W	27-24	Oct. 21	A
1995	L	20-27	Sep. 9	H
1996	W	17-10	Sep. 7	A
2013	W	27-21	Oct. 12	H
2014	W	20-17 (2OT)	Nov. 15	A
2017	L	20-23	Oct. 7	H
2018	W	40-21	Oct. 6	A
2021	W	52-7	Nov. 5	A
2022	W	42-7	Nov. 12	H

TCU (5-3)

1996	W	21-7	Oct. 19	H
1997	W	32-18	Sep. 13	A
2005	L	20-23 (OT)	Sep. 15	A
2006	W	20-7	Oct. 5	H
2007	W	27-20	Oct. 18	A
2008	W	13-10	Nov. 6	H
2009	L	28-55	Nov. 14	A
2010	L	7-47	Nov. 6	H

TENNESSEE (0-3)

1975	L	7-40	Nov. 8	A
1979	L	18-51	Sep. 22	A
1984	L	21-27	Sep. 15	A

TEXAS (0-2)

1982	L	12-21	Sep. 18	A
2019	L	10-38	Dec. 31	N

TEXAS A&M (1-2)

1936	L	7-20	Nov. 14	H
2003	L	26-28	Sep. 6	A
2004	W	41-21	Sep. 2	H

TEXAS TECH (0-2)

1972	L	2-45	Sep. 16	A
1973	L	22-29	Sep. 15	A

TULSA (2-2)

1943	L	0-55	Oct. 23	A
1996	W	45-19	Oct. 26	H
1997	L	13-21	Nov. 1	A
2006	W	25-13	Dec. 23	N

UCLA (8-12)

1933	L	0-21	Oct. 6	A
1956	L	7-13	Sep. 21	A
1959	L	6-21	Nov. 28	A
1960	L	9-16	Nov. 26	H
1962	L	11-14	Dec. 1	H
1973	L	16-66	Oct. 6	A
1974	L	14-27	Oct. 5	H
2006	L	10-31	Sep. 2	A
2007	W	44-6	Sep. 15	H
2011	W	31-6	Nov. 12	H
2012	L	14-21	Oct. 13	A
2013	L	27-34	Oct. 3	H
2014	W	30-28	Oct. 4	A
2015	L	9-17	Nov. 21	H
2016	W	52-45	Oct. 22	A
2017	W	48-17	Nov. 3	H
2018	W	41-10	Oct. 26	A
2019	W	49-3	Nov. 16	H
2021	W	44-24	Oct. 30	H
2022	L	32-42	Oct. 8	A

UNLV (14-2)

1979	L	41-43	Oct. 20	A
1980	W	45-29	Sep. 20	H
1981	W	69-28	Oct. 24	A
1982	W	24-14	Oct. 16	H
1999	W	52-14	Sep. 25	A
2000	W	38-16	Nov. 4	H
2001	W	42-14	Nov. 3	A
2002	W	28-17	Nov. 9	H
2003	W	28-10	Oct. 18	A
2004	W	63-28	Oct. 23	H
2005	W	42-32	Oct. 22	A
2006	W	45-23	Oct. 28	H
2007	L	0-27	Sep. 22	A
2008	W	42-21	Sep. 6	H
2009	W	35-15	Oct. 17	A
2010	W	38-10	Sep. 11	H

Scores Against NCAA Opponents



USC (9-13)

1915	W	20-13	Nov. 20	H
1916	W	27-12	Oct. 21	A
1917	L	0-51	Nov. 17	H
1919	L	7-20	Nov. 15	A
1925	L	2-28	Oct. 10	A
1932	L	0-35	Sep. 24	A
1948	L	0-27	Sep. 18	A
1993	L	21-28	Dec. 30	N
2001	W	10-6	Dec. 25	N
2011	L	14-23	Sep. 10	A
2012	L	28-38	Oct. 4	H
2013	L	3-19	Oct. 26	A
2014	W	24-21	Oct. 25	H
2015	L	24-42	Oct. 24	A
2016	W	31-27	Sep. 23	H
2017	L	27-28	Oct. 14	A
2018	W	41-28	Oct. 20	H
2019	L	23-30	Sep. 20	A
2020	L	17-33	Nov. 21	H
2021	W	42-26	Oct. 9	A
2022	W	43-42	Oct. 15	H
2022	W	47-24	Dec. 2	N

UTAH STATE (79-29-4)

1892	L	0-12	Nov. 25	A
1900	W	21-0	Nov. 17	A
1901	W	17-0	Nov. 9	H
1902	W	18-0	Nov. 15	H
1903	L	0-17	Oct. 17	A
1904	W	43-0	Nov. 19	H
1905	W	5-0	Nov. 25	A
1906	W	35-0	Nov. 29	H
1907	W	10-0	Nov. 9	H
1909	W	28-0	Oct. 9	A
1909	W	22-0	Nov. 25	H
1910	W	21-12	Oct. 8	A
1910	W	6-0	Nov. 24	H
1912	T	7-7	Nov. 28	H
1913	L	0-21	Nov. 27	A
1914	W	29-2	Nov. 26	H
1915	W	14-0	Nov. 25	A
1916	W	46-0	Nov. 11	H
1917	L	0-14	Nov. 29	H
1919	W	10-0	Nov. 29	H
1920	L	6-10	Nov. 25	H
1921	L	3-14	Nov. 24	H
1922	W	14-0	Nov. 30	H
1923	L	13-21	Nov. 29	H
1924	T	7-7	Nov. 27	H
1925	L	6-10	Nov. 26	H
1926	W	34-0	Nov. 25	H
1927	T	0-0	Nov. 24	H
1928	W	20-0	Nov. 29	H
1929	W	26-7	Nov. 28	H
1930	W	41-0	Nov. 27	H
1931	W	34-0	Nov. 26	H
1932	W	16-0	Oct. 29	H
1933	W	14-6	Oct. 28	H
1934	W	14-7	Nov. 29	H
1935	T	14-14	Nov. 28	H
1936	L	0-12	Oct. 24	A

1937	W	27-0	Nov. 25	H
1938	W	33-0	Oct. 22	A
1939	W	27-0	Nov. 23	H
1940	L	0-7	Oct. 19	A
1941	W	33-21	Nov. 27	H
1942	W	34-6	Oct. 17	A
1944	W	47-0	Nov. 23	H
1945	W	24-6	Nov. 22	H
1946	L	14-22	Nov. 28	H
1947	W	40-14	Nov. 27	H
1948	W	41-7	Nov. 25	H
1949	W	34-0	Nov. 24	H
1950	W	46-0	Nov. 23	H
1951	W	28-20	Nov. 3	A
1952	W	20-0	Nov. 27	H
1953	W	33-13	Oct. 10	A
1954	L	19-35	Nov. 25	H
1955	W	14-13	Nov. 24	H
1956	W	29-7	Nov. 22	H
1957	W	21-6	Nov. 28	H
1958	W	12-7	Nov. 27	H
1959	W	35-21	Nov. 21	H
1960	W	6-0	Nov. 19	H
1961	L	6-17	Nov. 18	H
1962	L	6-19	Nov. 17	H
1963	W	25-23	Nov. 23	A
1964	W	14-6	Nov. 21	H
1965	L	7-14	Nov. 20	H
1966	L	7-13	Nov. 19	H
1967	L	18-19	Nov. 18	H
1968	L	13-28	Nov. 23	A
1969	W	27-7	Nov. 1	H
1970	W	17-0	Nov. 7	A
1971	L	17-21	Nov. 13	H
1972	L	16-44	Nov. 11	A
1973	W	31-28	Nov. 17	H
1974	L	0-31	Nov. 16	A
1975	L	7-13	Sep. 13	H
1976	L	17-28	Oct. 16	A
1977	W	20-0	Oct. 15	H
1978	W	23-20	Nov. 25	A
1979	L	21-47	Sep. 29	H
1980	W	23-19	Oct. 4	A
1981	W	10-0	Sep. 5	H
1982	W	42-10	Nov. 6	H
1983	L	17-21	Nov. 12	A
1984	W	21-10	Nov. 10	A
1985	W	34-7	Nov. 2	H
1986	W	27-10	Nov. 15	A
1987	L	36-41	Oct. 24	H
1988	W	42-21	Nov. 12	A
1989	W	45-10	Sep. 9	H
1990	W	19-0	Sep. 1	A
1991	W	12-7	Aug. 31	H
1992	W	42-18	Sep. 12	A
1993	W	31-29	Sep. 11	H
1994	W	32-17	Sep. 3	A
1995	W	40-20	Oct. 28	H
1996	L	17-20	Aug. 31	A
1997	L	14-21	Aug. 30	H
1998	W	20-12	Sep. 5	A
1999	W	38-18	Sep. 18	H

2000	W	35-14	Sep. 30	A
2001	W	23-19	Sep. 1	H
2002	W	23-3	Aug. 31	A
2003	W	40-20	Aug. 28	H
2004	W	48-6	Sep. 18	A
2005	W	31-7	Sep. 10	H
2006	W	48-0	Sep. 16	A
2007	W	34-18	Sep. 29	H
2008	W	58-10	Sep. 13	A
2009	W	35-17	Sep. 3	H
2012	L	20-27 (OT)	Sep. 7	A
2013	W	30-26	Aug. 29	H
2015	W	24-14	Sep. 11	H

UTEP (25-8)

1964	W	41-0	Oct. 31	A
1965	L	19-20	Jan. 13	H
1966	L	20-27	Nov. 26	A
1967	L	8-28	Nov. 25	H
1969	W	24-6	Oct. 4	A
1970	W	44-20	Sep. 19	H
1971	W	32-10	Oct. 9	A
1972	W	39-20	Oct. 7	H
1973	W	82-6	Sep. 22	H
1974	L	7-34	Sep. 21	A
1976	W	38-14	Oct. 2	H
1977	W	29-17	Nov. 12	H
1978	W	38-0	Nov. 11	A
1979	W	35-0	Nov. 10	H
1980	W	31-7	Oct. 11	A
1981	W	38-10	Oct. 2	H
1982	W	45-30	Nov. 13	A
1983	W	35-11	Oct. 8	H
1984	W	43-15	Oct. 27	H
1985	W	55-19	Sep. 28	H
1986	L	44-55	Nov. 29	A
1987	L	24-30	Nov. 7	H
1988	L	28-38	Oct. 1	A
1989	W	50-45	Oct. 7	A
1990	W	37-23	Oct. 20	H
1991	W	10-9	Nov. 16	A
1992	L	13-20	Oct. 24	H
1993	W	45-29	Oct. 16	A
1994	W	52-7	Oct. 29	H
1995	W	34-21	Sep. 30	A
1996	W	34-27	Oct. 5	A
1997	W	56-3	Sep. 20	H
1998	W	34-27 (OT)	Nov. 7	H

WASHINGTON (2-13)

1931	L	6-7	Sep. 26	A
1949	L	7-14	Sep. 17	A
1953	L	14-21	Oct. 31	A
1954	L	6-7	Sep. 18	A
1959	L	6-51	Oct. 3	A
1979	L	7-41	Sep. 15	A
2011	L	14-31	Oct. 1	H
2012	L	15-34	Nov. 10	A
2015	W	34-23	Nov. 7	A
2016	L	24-31	Oct. 29	H
2017	L	30-33	Nov. 18	A

2018	L	7-21	Sep. 15	H
2018	L	3-10	Nov. 30	N
2019	W	33-28	Nov. 2	A
2020	L	21-24	Nov. 28	A

WASHINGTON STATE (11-9)

1966	W	26-15	Oct. 15	H
1968	W	17-14	Oct. 5	A
1971	L	12-34	Oct. 2	H
1972	W	44-25	Sep. 30	A
1975	L	14-30	Sep. 20	H
1984	L	40-42	Sep. 8	A
1985	W	44-37	Sep. 21	H
1992	L	28-31	Dec. 29	N
1999	W	27-7	Sep. 4	A
2000	L	21-38	Sep. 16	H
2011	W	30-27 (OT)	Nov. 19	A
2012	W	49-6	Nov. 3	H
2013	L	37-49	Nov. 23	A
2014	L	27-28	Sep. 27	H
2017	L	25-33	Nov. 11	H
2018	L	24-28	Sep. 29	A
2019	W	38-13	Sep. 28	H
2020	W	45-28	Dec. 19	H
2021	W	24-13	Sep. 25	H
2022	W	21-17	Oct. 27	A

WEBER STATE (6-0)

1978	W	30-7	Oct. 14	H
1984	W	52-16	Sep. 1	H
2008	W	37-21	Sep. 27	H
2013	W	70-7	Sep. 7	H
2018	W	41-10	Aug. 30	H
2021	W	40-17	Sep. 2	H

WEST VIRGINIA (2-0)

1964	W	32-6	Dec. 19	N
2017	W	30-14	Dec. 26	N

WISCONSIN (1-2)

1961	L	0-7	Sep. 23	A
1987	W	31-28	Sep. 19	A
1996	L	10-38	Dec. 27	N



Scores Against NCAA Opponents

WYOMING (51-31-1)

1904	W	23-0	Oct. 31	A
1905	W	31-0	Oct. 7	H
1908	W	75-0	Nov. 7	H
1912	W	9-0	Oct. 5	H
1914	W	20-0	Oct. 10	H
1915	W	70-7	Oct. 9	H
1917	W	14-0	Oct. 20	H
1920	T	0-0	Nov. 20	H
1921	W	14-3	Oct. 15	H
1922	W	27-0	Oct. 25	A
1923	W	79-0	Oct. 13	H
1924	W	28-0	Nov. 15	H
1925	W	7-6	Nov. 18	A
1929	W	44-0	Nov. 16	A
1930	W	72-0	Oct. 4	H
1938	W	39-0	Nov. 19	A
1939	W	60-0	Oct. 7	H
1940	W	34-7	Nov. 9	A
1941	W	60-6	Oct. 11	H
1942	W	34-7	Nov. 14	A
1946	W	27-7	Oct. 26	H
1947	W	26-7	Oct. 25	A
1948	W	19-7	Oct. 23	N
1949	L	0-13	Oct. 22	A
1950	L	13-53	Oct. 21	H
1951	L	0-13	Oct. 27	H
1952	W	27-21	Oct. 25	A

1953	W	13-12	Oct. 24	H
1954	W	14-7	Oct. 23	A
1955	L	13-23	Oct. 22	H
1956	L	20-30	Oct. 20	A
1957	W	23-15	Oct. 26	H
1958	L	20-25	Nov. 1	A
1959	L	7-21	Oct. 24	H
1960	L	7-17	Oct. 29	A
1961	L	6-13	Oct. 28	H
1962	L	7-16	Oct. 6	A
1963	L	23-26	Oct. 26	H
1964	L	13-14	Oct. 10	A
1965	W	42-3	Oct. 9	H
1966	L	7-40	Oct. 8	A
1967	L	0-28	Oct. 14	H
1968	L	9-20	Oct. 19	A
1969	W	34-10	Nov. 8	H
1970	W	20-16	Oct. 17	A
1971	L	16-29	Oct. 30	H
1972	W	27-16	Oct. 21	A
1973	W	50-16	Oct. 13	H
1974	L	13-31	Oct. 26	A
1975	W	16-13	Oct. 11	H
1976	L	22-45	Oct. 23	A
1977	W	23-13	Oct. 8	H
1978	L	21-34	Oct. 21	A
1979	W	24-14	Oct. 13	H
1980	L	21-24	Oct. 18	A

1981	W	30-27	Nov. 14	H
1982	L	13-16	Oct. 23	A
1983	W	69-14	Oct. 15	H
1984	L	14-21	Sep. 29	A
1985	W	37-20	Oct. 4	H
1986	L	14-38	Oct. 11	A
1987	L	7-31	Nov. 14	H
1988	L	18-61	Oct. 22	A
1989	L	24-45	Oct. 14	A
1990	L	10-28	Sep. 29	H
1991	W	57-42	Oct. 12	A
1992	W	38-7	Nov. 14	H
1993	L	12-28	Sep. 25	A
1994	W	41-7	Sep. 24	H
1995	W	30-24	Nov. 4	A
1998	L	24-27	Oct. 3	A
1999	L	29-43	Nov. 6	H
2000	W	34-0	Nov. 11	A
2001	W	35-0	Oct. 20	H
2002	W	23-18	Nov. 16	A
2003	W	47-17	Nov. 15	H
2004	W	45-28	Nov. 13	A
2005	W	43-13	Nov. 5	H
2006	L	15-31	Oct. 14	A
2007	W	50-0	Nov. 10	H
2008	W	40-7	Oct. 11	A
2009	W	22-10	Oct. 31	H
2010	W	30-6	Oct. 16	A



In one of the most memorable games in Rice-Eccles Stadium history, fans poured onto the field to celebrate following Utah's thrilling 2022 victory over USC.

INFORMATION

HERE'S UTAH

2023 OUTLOOK

PLAYER BIOS

COACHES & STAFF

SERIES HISTORY

2022 IN REVIEW

BOWL HISTORY

RECORD BOOK



2023 Series Summaries

FLORIDA

Series Record	Florida leads 2-0
In Salt Lake City	0-0
In Gainesville	0-2
Neutral Site	0-0
First Game	1977 (Florida, 38-29)
Last Game	2022 (Florida, 29-26)
Last Utah Win	None
Last Florida Win	2022 (29-26)

BAYLOR

Series Record	First meeting
Utah vs. Big 12 All-Time	72-54-12
Utah vs. Big 12 in Salt Lake City	44-23-3
Utah vs. Big 12 on Road	25-30-1
Utah vs. Big 12 Neutral Site	3-1
Last Game vs. Big 12	Dec. 31, 2019 (L - Texas, 38-10)
Last Utah Win vs. Big 12	*Aug. 29, 2019 (BYU, 30-12) Dec. 26, 2017 (WVU, 30-14)

*BYU was an FBS Independent at the time

WEBER STATE

Series Record	Utah leads 6-0
In Salt Lake City	6-0
In Ogden	0-0
Neutral Site	0-0
First Game	1978 (Utah, 30-7)
Last Game	2021 (Utah 40-17)
Last Utah Win	2021 (40-17)
Last Weber State Win	None

UCLA

Series Record	UCLA leads 12-8
In Salt Lake City	5-5
In Pasadena / Los Angeles	3-7
Neutral Site	0-0
First Game	1933 (UCLA, 21-0)
Last Game	2022 (UCLA, 42-32)
Last Utah Win	2021 (44-24)
Last UCLA Win	2022 (42-32)

OREGON STATE

Series Record	Tied 12-12-1
In Salt Lake City	7-5
In Corvallis	4-6-1
Neutral Site	1-1
First Game	1931 (OSU, 12-0)
Last Game	2022 (Utah, 42-16)
Last Utah Win	2022 (42-16)
Last OSU Win	2021 (34-42)

CALIFORNIA

Series Record	Tied 6-6
In Salt Lake City	4-1
In Berkeley	1-5
Neutral Site	1-0
First Game	1920 (Cal, 63-0)
Last Game	2019 (Utah, 35-0)
Last Utah Win	2019 (35-0)
Last Cal Win	2016 (28-23)

USC

Series Record	USC leads 13-9
In Salt Lake City	5-3
In Los Angeles	2-9
Neutral Site	2-1
First Game	1915 (Utah, 20-13)
Last Game	2022 (Utah, 47-24)
Last Utah Win	2022 (47-24)
Last USC Win	2020 (33-17)

OREGON

Series Record	Oregon leads 24-12
In Salt Lake City	6-10
In Eugene	5-13
Neutral Site	1-1
First Game	1933 (Oregon, 26-7)
Last Game	2022 (Oregon, 20-17)
Last Utah Win	2021 (38-10)
Last Oregon Win	2022 (20-17)

ARIZONA STATE

Series Record	ASU leads 22-11
In Salt Lake City	6-7
In Tempe	5-15
Neutral Site	0-0
First Game	1961 (Utah, 28-26)
Last Game	2022 (Utah, 34-13)
Last Utah Win	2022 (34-13)
Last ASU Win	2018 (38-20)

WASHINGTON

Series Record	Washington leads 13-2
In Salt Lake City	0-3
In Seattle	2-9
Neutral Site	0-1
First Game	1931 (Washington, 7-6)
Last Game	2020 (Washington, 24-21)
Last Utah Win	2019 (33-28)
Last Washington Win	2020 (24-21)

ARIZONA

Series Record	Utah leads 26-19-2
In Salt Lake City	13-9
In Tucson	12-10-2
Neutral Site	1-0
First Game	1924 (Utah, 32-7)
Last Game	2022 (Utah, 45-20)
Last Utah Win	2022 (45-20)
Last Arizona Win	2015 (37-30, 20T)

COLORADO

Series Record	Utah leads 34-32-3
In Salt Lake City	19-14-2
In Boulder	15-16-1
Neutral Site	0-2
First Game	1903 (Colorado, 22-0)
Last Game	2022 (Utah, 63-21)
Last Utah Win	2022 (63-21)
Last CU Win	2016 (27-22)



Britain Covey's 78-yard punt return for a touchdown late in the second quarter gave Utah a four-touchdown lead on its way to a 38-7 win over No. 3 Oregon on Nov. 20, 2021 at Rice-Eccles Stadium.

INFORMATION

HERE'S UTAH

2023 OUTLOOK

PLAYER BIOS

COACHES & STAFF

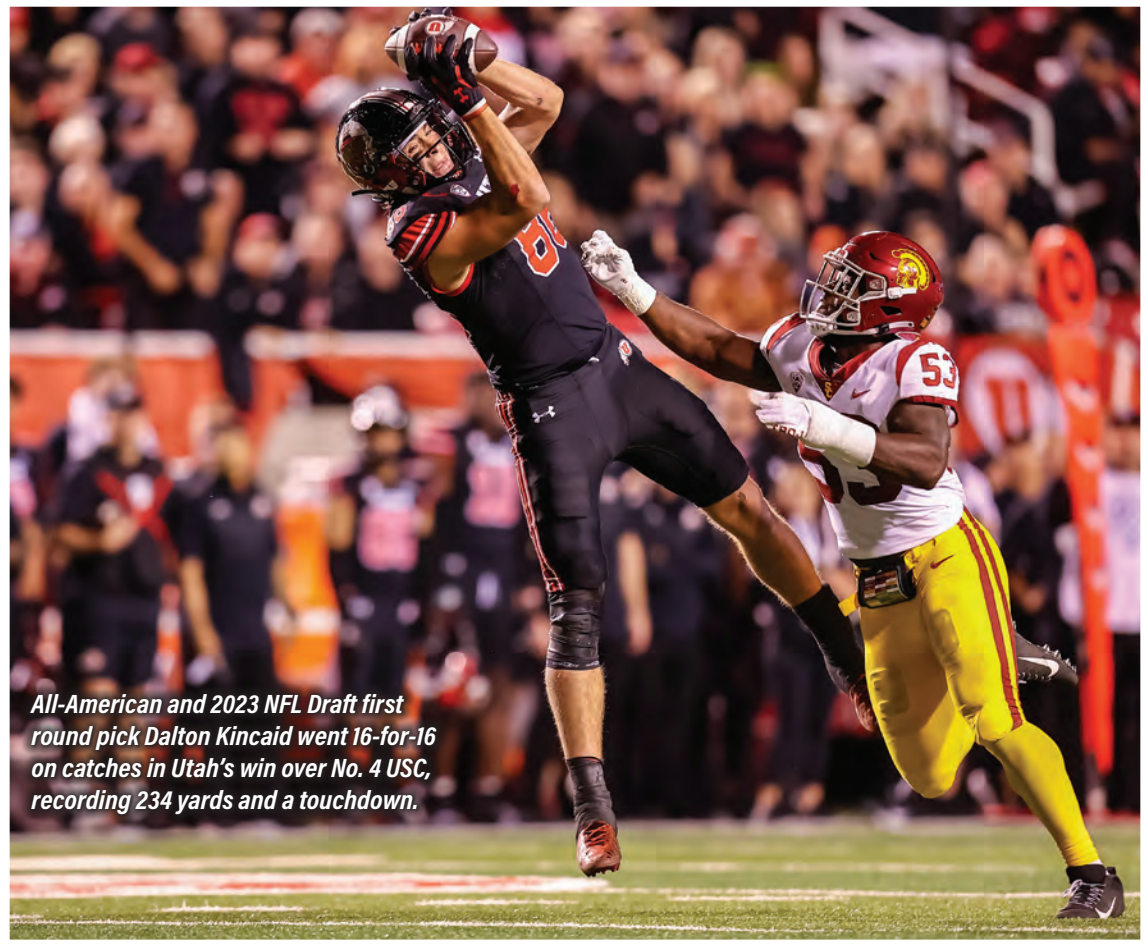
SERIES HISTORY

2022 IN REVIEW

BOWL HISTORY

RECORD BOOK





All-American and 2023 NFL Draft first round pick Dalton Kincaid went 16-for-16 on catches in Utah's win over No. 4 USC, recording 234 yards and a touchdown.

2022 IN REVIEW



2022 Awards & Rankings

ALL-AMERICA

AFCA
Clark Phillips III, CB 1st Team

ASSOCIATED PRESS
Clark Phillips III, CB 1st Team
Dalton Kincaid, TE 3rd Team

BLEACHER REPORT
Dalton Kincaid, TE

CBS SPORTS/247SPORTS
Clark Phillips III, CB 1st Team

CFN FRESHMAN ALL-AMERICA
Lander Barton, LB 2nd Team
Simote Pepa, DT Honorable Mention

FWAA
Clark Phillips III, CB 1st Team

PHIL STEELE
Clark Phillips III, CB 1st Team
Dalton Kincaid, TE 3rd Team

PRO FOOTBALL FOCUS
Clark Phillips III, CB Honorable Mention

SPORTING NEWS
Clark Phillips III, CB 1st Team

THE ATHLETIC
Clark Phillips III, CB 1st Team

WALTER CAMP
Clark Phillips III, CB 1st Team

Note: Clark Phillips III became Utah's fourth unanimous All-American in program history in 2022.

NATIONAL AWARDS

JIM THORPE AWARD
Clark Phillips III, CB Finalist

POLYNESIAN COLLEGE PLAYER OF THE YEAR
Sataoa Laumea, OL Finalist

CHUCK BEDNARIK AWARD
Clark Phillips III, CB Semifinalist

MAXWELL AWARD
Cameron Rising, QB Semifinalist

DAVEY O'BRIEN AWARD
Cameron Rising, QB Semifinalist
QB Class of 2022

JOHN MACKEY AWARD
Dalton Kincaid, TE Semifinalist

WILLIAM V. CAMPBELL TROPHY
R.J. Hubert, S Semifinalist

BILETNIKOFF AWARD
Dalton Kincaid, TE Midseason Watch List

DODD TROPHY
Kyle Whittingham, Finalist

PAC-12 AWARDS

FRESHMAN DEFENSIVE PLAYER OF THE YEAR
Lander Barton, LB

PAC-12 ALL-CONFERENCE (COACHES)
Dalton Kincaid, TE 1st Team
Braeden Daniels, OL 1st Team
Sataoa Laumea, OL 1st Team
Clark Phillips III, CB 1st Team
Junior Tafuna, DT 2nd Team
Karene Reid, LB 2nd Team
Cameron Rising, QB Honorable Mention
Keaton Bills, OL Honorable Mention
Devaughn Vele, WR Honorable Mention
R.J. Hubert, S Honorable Mention
Cole Bishop, S Honorable Mention
Jonah Elliss, DE Honorable Mention

AP PAC-12 DEFENSIVE PLAYER OF THE YEAR
Clark Phillips III, CB

AP PAC-12 ALL-CONFERENCE (MEDIA)
Dalton Kincaid, TE 1st Team
Braeden Daniels, OL 1st Team
Gabe Reid, DE 1st Team
Simote Pepa, DT 1st Team
Karene Reid, LB 1st Team
Clark Phillips III, CB 1st Team

WEEKLY AWARDS

CAMERON RISING, QB
Davey O'Brien National Co-QB of the Week

Pac-12 Offensive Player of the Week

Paul Hornung Award Honor Roll

Manning Award Stars of the Week

Davey O'Brien Great 8

East-West Shrine Bowl Player of the Week

CLARK PHILLIPS III, CB
Jim Thorpe Award Player of the Week

Walter Camp National Player of the Week

Chuck Bednarik Award Player of the Week

Pac-12 Defensive Player of the Week

DALTON KINCAID, TE
Rose Bowl Pac-12 Player of the Week

Reese's Senior Bowl Player of the Week

BRAEDEN DANIELS, OL
Pac-12 Offensive Lineman of the Week

TEAM STATISTICAL RANKINGS

Category	FBS Rank	Pac-12	Value
3rd Down Conversion %	5th	3rd	51.1%
3rd Down Conversion % Defense	14th	1st	31.5%
4th Down Conversion %	20th	3rd	62.1%
4th Down Conversion % Defense	12th	2nd	36.7%
Fewest Penalties	23rd	2nd	63
Fewest Penalty Yards Per Game	16th	1st	40.21
First Downs Defense	17th	1st	221
First Downs Offense	2nd	1st	365
Kickoff Return Defense	83rd	7th	21.31
Kickoff Returns	65th	6th	20.00
Net Punting	77th	7th	37.90
Passing Offense	49th	10th	249.2
Passing Yards Allowed	60th	2nd	222.6
Punt Return Defense	2nd	1st	1.00
Punt Returns	66th	6th	7.55
Red Zone Defense	103rd	10th	88.4%
Red Zone Offense	68th	8th	83.6%
Rushing Defense	17th	2nd	111.4
Rushing Offense	11th	2nd	217.6
Scoring Defense	26th	2nd	21.4
Scoring Offense	11th	5th	38.6
Team Passing Efficiency	28th	5th	148.74
Team Passing Efficiency Defense	83rd	5th	134.83
Team Sacks	13th	1st	2.93
Team Tackles For Loss	41st	1st	6.4
Time of Possession	6th	1st	33:40
Total Defense	26th	2nd	334.1
Total Offense	17th	5th	466.9
Turnover Margin	31st	4th	0.43
Turnovers Gained	14th	2nd	24

INDIVIDUAL STATISTICAL RANKINGS (TOP-50 FBS)

Stat	Player	FBS Ranks	Pac-12	Value
Completion Percentage	Cameron Rising	30th	5th	64.7%
Completions Per Game	Cameron Rising	49th	9th	19.15
Fumbles Recovered	Jonah Elliss	22nd	1st	2
	R.J. Hubert	22nd	1st	2
Interceptions PG	Clark Phillips III	3rd	1st	0.5
Passing Efficiency	Cameron Rising	31st	5th	149.0
Passing TDs	Cameron Rising	24th	5th	26
Passing Yards	Cameron Rising	33rd	8th	3,034
Passing Yards PG	Cameron Rising	46th	9th	233.4
Points Responsible For	Cameron Rising	22nd	5th	196
Points Responsible For PG	Cameron Rising	29th	5th	15.1
Punt Returns	Devaughn Vele	13th	4th	9.5
Receiving TDs	Dalton Kincaid	37th	3rd	8
Receptions Per Game	Dalton Kincaid	33rd	4th	5.8
Total Interceptions	Clark Phillips III	3rd	1st	6
Total Offense PG	Cameron Rising	34th	6th	269.2

2022 PAC-12 CONFERENCE STANDINGS

Team	Pac-12	Overall	Team	Pac-12	Overall
USC	8-1	11-3	Washington State	4-5	7-6
Utah	7-2	10-4	Arizona	3-6	5-7
Washington	7-2	11-2	California	2-7	4-8
Oregon	7-2	10-3	Arizona State	2-7	3-9
Oregon State	6-3	10-3	Stanford	1-8	3-9
UCLA	6-3	9-4	Colorado	1-8	1-11

INFORMATION

HERE'S UTAH

2023 OUTLOOK

PLAYER BIOS

COACHES & STAFF

SERIES HISTORY

2022 IN REVIEW

BOWL HISTORY

RECORD BOOK



2022 Statistics

TEAM STATISTICS

Category	UTAH	OPP
SCORING	541	300
Points per game	38.6	21.4
Points Off Turnovers	103	52
FIRST DOWNS	365	221
Rushing	175	82
Passing	156	125
Penalty	34	14
RUSHING YARDAGE	3047	1560
Yards gained rushing	3242	1992
Yards lost rushing	195	432
Rushing attempts	560	394
Average per rush	5.4	4.0
Average per game	217.6	111.4
TDs Rushing	38	18
PASSING YARDAGE	3489	3117
Comp-Att-Int	288-446-10	253-413-12
Average per pass	7.8	7.5
Average per catch	12.1	12.3
Average per game	249.2	222.6
TDs Passing	31	20
Total offense	6536	4677
Total plays	1006	807
Average per play	6.5	5.8
Average per game	466.9	334.1
Kick returns: #-Yards	8-144	61-1300
Punt returns: #-Yards	31-234	7-7
Int returns: #-Yards	12-293	10-81
Kick return average	18.0	21.3
Punt return average	7.5	1.0
Int return average	24.4	8.1
Fumbles-Lost	15-8	21-12
Penalties-Yards	63-563	95-838
Average per game	40.2	59.9
Punts-Yards	40-1563	69-3038
Average per punt	39.1	44.0
Net punt average	37.9	40.2
Kickoffs-Yards	96-5911	61-3770
Average per kick	61.6	61.8
Net kick average	39.3	37.7
Time of possession / game	33:40	26:20
3rd-down conversion	91/180	52/165
3rd-down pct	51%	32%
4th-down conversion	18/29	11/30
4th-down pct	62%	37%
Sacks by-Yards	41-304	15-109
Misc Yards	0	0
Touchdowns scored	73	38
Field goals - attempts	10-14	10-11
On-Side kicks	0-1	0-2
Red-zone scores	(61-73) 84%	(38-43) 88%
Red-zone touchdowns	(53-73) 73%	(30-43) 70%
PAT-attempts	(69-70) 99%	(36-36) 100%
Attendance	312,341	284,376
Games / Avg per game	6/52,057	6/47,396
Neutral site games	-	2/78,034

SCORE BY QUARTERS

Quarter	1st	2nd	3rd	4th	OT	Total
UTAH	83	204	136	118	0	541
Opponents	84	70	45	101	0	300

2022 RESULTS (10-4, 7-2 Pac-12)

Date	Opponent	Result	Attend.	TV
9/3	at Florida	L, 29-26	90,799	ESPN
9/10	Southern Utah	W, 73-7	51,531	Pac-12
9/17	San Diego State	W, 35-7	51,602	ESPN2
9/24	at Arizona State*	W, 34-13	39,876	ESPN
10/1	Oregon State*	W, 42-16	51,729	Pac-12
10/8	at UCLA*	L, 42-32	42,038	FOX
10/15	USC*	W, 43-42	53,609	FOX
10/27	at Washington State*	W, 21-17	21,180	FS1
11/5	Arizona*	W, 45-20	51,919	Pac-12
11/12	Stanford*	W, 42-7	51,951	ESPN
11/19	at Oregon*	L, 20-17	57,009	ESPN
11/26	at Colorado*	W, 63-21	33,474	Pac-12
12/2	vs. USC**	W, 47-24	61,195	FOX
1/2/23	vs. Penn State\$	L, 35-21	94,873	ESPN

*Pac-12 game | **Pac-12 Championship Game | \$Rose Bowl

PASSING

Player	G	Effic	Comp-Att-Int	Pct	Yds	TD	Lng	Avg/G
Cameron Rising	13	149.0	249-385-8	64.7	3034	26	72	233.4
Bryson Barnes	10	144.4	37-57-2	64.9	430	4	31	43.0
Devaughn Vele	14	175.6	1-1-0	100.0	9	0	9	0.6
Nate Johnson	4	564.4	1-1-0	100.0	16	1	16	4.0
Total	14	148.7	288-446-10	64.6	3489	31	72	249.2
Opponents	14	134.8	253-413-12	61.3	3117	20	88	222.6

RUSHING

Player	GP	Att	Gain	Loss	Net	Avg	TD	Long	Avg/G
Tavion Thomas	10	142	715	28	687	4.8	7	36	68.7
Micah Bernard	14	106	544	11	533	5.0	4	36	38.1
Ja'Quinden Jackson	12	78	546	15	531	6.8	9	66	44.3
Cameron Rising	13	77	532	67	465	6.0	6	29	35.8
Jaylon Glover	9	78	371	11	360	4.6	4	29	40.0
Jaylen Dixon	14	10	121	3	118	11.8	4	22	8.4
Bryson Barnes	10	20	152	36	116	5.8	0	32	11.6
Chris Curry	3	12	81	0	81	6.8	1	24	27.0
Charlie Vincent	14	17	63	3	60	3.5	1	12	4.3
Nate Johnson	4	5	51	0	51	10.2	2	21	12.8
Money Parks	14	6	36	0	36	6.0	0	13	2.6
Jack Bouwmeester	14	1	14	0	14	14.0	0	14	1.0
Keaton Bills	14	0	5	0	5	0.0	0	5	0.4
Devaughn Vele	14	2	5	9	-4	-2.0	0	5	-0.3
Team	14	4	0	6	-6	-1.5	0	0	-0.4
Total	14	560	3242	195	3047	5.4	38	66	217.6
Opponents	14	394	1992	432	1560	4.0	18	87	111.4

RECEIVING

Player	G	No.	Yds	Avg	TD	Long	Avg/G
Dalton Kincaid	12	70	890	12.7	8	37	74.2
Devaughn Vele	14	55	695	12.6	5	47	49.6
Micah Bernard	14	34	314	9.2	1	29	22.4
Jaylen Dixon	14	33	344	10.4	3	31	24.6
Money Parks	14	26	414	15.9	2	57	29.6
Brant Kuithe	4	19	206	10.8	3	37	51.5
Thomas Yassmin	13	13	301	23.2	6	72	23.2
Solomon Enis	12	12	101	8.4	1	16	8.4
Makai Cope	13	7	75	10.7	1	21	5.8
Tavion Thomas	10	6	43	7.2	0	18	4.3
Logan Kendall	14	5	43	8.6	1	16	3.1
Taniela Pututau	10	2	17	8.5	0	13	1.7
Munir McClain	9	2	18	9.0	0	12	2.0
Ja'Quinden Jackson	12	1	8	8.0	0	8	0.7
Cameron Rising	13	1	9	9.0	0	9	0.7
Jaylon Glover	9	1	6	6.0	0	6	0.7
Nate Johnson	4	1	5	5.0	0	5	1.3
Total	14	288	3489	12.1	31	72	249.2
Opponents	14	253	3117	12.3	20	88	222.6

INFORMATION HERES UTAH 2023 OUTLOOK PLAYER BIOS COACHES & STAFF SERIES HISTORY 2022 IN REVIEW BOWL HISTORY RECORD BOOK



2022 Statistics

INFORMATION

HERE'S UTAH

2023 OUTLOOK

PLAYER BIOS

COACHES & STAFF

SERIES HISTORY

2022 IN REVIEW

BOWL HISTORY

RECORD BOOK

TOTAL OFFENSE

Player	G	Plays	Rush	Pass	Total	Avg/G
Cameron Rising	13	462	465	3034	3499	269.2
Tavion Thomas	10	142	687	0	687	68.7
Bryson Barnes	10	77	116	430	546	54.6
Micah Bernard	14	106	533	0	533	38.1
Ja'Quinden Jackson	12	78	531	0	531	44.3
Jaylon Glover	9	78	360	0	360	40.0
Jaylen Dixon	14	10	118	0	118	8.4
Chris Curry	3	12	81	0	81	27.0
Nate Johnson	4	6	51	16	67	16.8
Charlie Vincent	14	17	60	0	60	4.3
Money Parks	14	6	36	0	36	2.6
Jack Bouwmeester	14	1	14	0	14	1.0
Keaton Bills	14	0	5	0	5	0.4
Devaughn Vele	14	3	-4	9	5	0.4
Team	14	0	-6	0	-6	-0.4
Total	14	1006	3047	3489	6536	466.9
Opponents	14	807	1560	3117	4677	334.1

FIELD GOALS

Player	FGM-FGA	Pct	01-19	20-29	30-39	40-49	50-99	Lg	Blk
Jordan Noyes	6-8	75.0	0-0	4-4	1-2	1-2	0-0	43	0
Jadon Redding	4-6	66.7	0-0	2-2	1-3	1-1	0-0	45	0
Opponents	10-11	90.9	0-0	3-4	4-4	3-3	0-0	47	0

FG SEQUENCE

Team	Utah	Opponents
Florida	(43), (31)	--
Southern Utah	(26)	--
Arizona State	(23), (28)	(36), (47)
UCLA	(23), 43	21
USC	34	--
Washington State	37	(42)
Arizona	(27)	(30)
Oregon	38, (45)	(30), (41)
vs. USC	(25), (35)	(20)
Oregon State	--	(26), (26), (31)

Numbers in (parentheses) indicate field goal was made.

PUNTING

Player	No.	Yds	Avg	Long	TB	FC	I20	50+	Blkd
Jack Bouwmeester	39	1528	39.2	52	1	22	17	1	0
Cameron Rising	1	35	35.0	35	1	0	0	0	0
Total	40	1563	39.1	52	2	22	17	1	0
Opponents	69	3038	44.0	63	2	24	16	10	0

KICKOFFS

Player	No.	Yds	Avg	TB	OB
Jordan Noyes	50	3075	61.5	17	4
Jadon Redding	38	2345	61.7	11	0
Ben Norton	7	437	62.4	1	0
Jack Bouwmeester	1	54	54.0	0	0
Total	96	5911	61.6	29	4
Opponents	61	3770	61.8	50	1

ALL PURPOSE

Player	G	Rush	Rec	PR	KOR	IR	Tot	Avg/G
Devaughn Vele	14	-4	695	246	0	0	937	66.9
Micah Bernard	14	533	314	0	79	0	926	66.1
Dalton Kincaid	12	0	890	0	0	0	890	74.2
Tavion Thomas	10	687	43	0	0	0	730	73.0
Ja'Quinden Jackson	12	531	8	0	0	0	539	44.9
Money Parks	14	36	414	-15	61	0	496	35.4
Cameron Rising	13	465	9	0	0	0	474	36.5
Jaylen Dixon	14	118	344	0	0	0	462	33.0
Jaylon Glover	9	360	6	0	0	0	366	40.7
Thomas Yassmin	13	0	301	0	0	0	301	23.2
Brant Kuithe	4	0	206	0	0	0	206	51.5
Clark Phillips III	12	0	0	0	0	142	142	11.8
R.J. Hubert	14	0	0	0	0	138	138	9.9
Bryson Barnes	10	116	0	0	0	0	116	11.6
Solomon Enis	12	0	101	0	4	0	105	8.8
Chris Curry	3	81	0	0	0	0	81	27.0
Makai Cope	13	0	75	0	0	0	75	5.8
Charlie Vincent	14	60	0	0	0	0	60	4.3
Nate Johnson	4	51	5	0	0	0	56	14.0
Logan Kendall	14	0	43	0	0	0	43	3.1
Munir McClain	9	0	18	0	0	0	18	2.0
Taniela Pututau	10	0	17	0	0	0	17	1.7
Jack Bouwmeester	14	14	0	0	0	0	14	1.0
Karene Reid	14	0	0	0	0	13	13	0.9
Keaton Bills	14	5	0	0	0	0	5	0.4
Tiquan Gilmore	4	0	0	3	0	0	3	0.8
Team	14	-6	0	0	0	0	-6	-0.4
Total	14	3047	3489	234	144	293	7207	514.8
Opponents	14	1560	3117	7	1300	81	6065	433.2

SCORING

Player	TD	FGs	----- PATS -----					Saf	Points
			Kick	Rush	Rcv	Pass	DXP		
Ja'Quinden Jackson	9	--	--	--	--	--	--	54	
Jordan Noyes	--	6-8	34-34	--	--	--	--	52	
Dalton Kincaid	8	--	--	--	--	--	--	48	
Jadon Redding	--	4-6	35-36	--	--	--	--	47	
Jaylen Dixon	7	--	--	--	--	--	--	42	
Tavion Thomas	7	--	--	--	--	--	--	42	
Cameron Rising	6	--	--	2	--	--	--	40	
Thomas Yassmin	6	--	--	--	--	--	--	36	
Micah Bernard	5	--	--	--	--	--	--	30	
Devaughn Vele	5	--	--	--	--	--	--	30	
Jaylon Glover	4	--	--	--	--	--	--	24	
Brant Kuithe	3	--	--	--	--	--	--	18	
Money Parks	2	--	--	--	--	--	--	12	
Clark Phillips III	2	--	--	--	--	--	--	12	
Nate Johnson	2	--	--	--	--	--	--	12	
Chris Curry	1	--	--	--	--	--	--	6	
Charlie Vincent	1	--	--	--	--	--	--	6	
Solomon Enis	1	--	--	--	--	--	--	6	
Karene Reid	1	--	--	--	--	--	--	6	
Makai Cope	1	--	--	--	--	--	--	6	
R.J. Hubert	1	--	--	--	--	--	--	6	
Logan Kendall	1	--	--	--	--	--	--	6	
Total	73	10-14	69-70	2	0	0	0	541	
Opponents	38	10-11	36-36	0	2	2	0	300	



2022 Statistics

KICK RETURNS

Player	No.	Yds	Avg	TD	Long
Money Parks	3	61	20.3	0	32
Micah Bernard	3	79	26.3	0	44
Solomon Enis	1	4	4.0	0	4
Total	8	144	18.0	0	44
Opponents	61	1300	21.3	0	58

PUNT RETURNS

Player	No.	Yds	Avg	TD	Long
Devaughn Vele	26	246	9.5	0	23
Tiquan Gilmore	3	3	1.0	0	11
Money Parks	2	-15	-7.5	0	3
Total	31	234	7.5	0	23
Opponents	7	7	1.0	0	7

DEFENSIVE LEADERS

Player	GP	Tackles			TFL/Yds	Sacks		Pass Defense			Fumbles		Blkd	
		Solo	Ast	Total		No-Yards	Int-Yds	BrUp	QBH	Rcv-Yds	FF	Kick	Saf	
8 Cole Bishop	14	47	36	83	6-18	1.5-13	1-0	3	2	1-0	.	.	.	
11 R.J. Hubert	14	56	22	78	3-6	.	3-138	2	.	2-47	2	.	.	
21 Karene Reid	14	34	38	72	9.5-43	5-35	1-13	3	2	1-11	1	.	.	
3 Mohamoud Diabate	12	32	26	58	13.5-54	5-37	.	1	1	.	1	.	.	
4 JaTravis Broughton	14	33	13	46	2-12	1-10	.	2	
20 Lander Barton	14	26	20	46	8-38	4.5-31	.	1	3	1-0	1	.	.	
81 Connor O'Toole	14	22	19	41	4-15	1.5-11	.	1	3	1-0	.	.	.	
28 Sione Vaki	14	34	7	41	3.5-9	.	.	3	.	.	1	.	.	
91 Gabe Reid	13	25	14	39	10-66	5.5-55	.	1	4	
77 Simote Pepa	14	13	14	27	6-33	4-23	.	2	
58 Junior Tafuna	14	15	12	27	3.5-7	1-1	1-0	1	2	
83 Jonah Elliss	11	15	11	26	6-24	3-16	.	.	1	2-0	2	.	.	
16 Zemaiah Vaughn	14	19	6	25	1-4	.	.	9	.	1-0	1	.	.	
1 Clark Phillips III	12	16	8	24	2-11	1-8	6-142	6	
7 Van Fillinger	8	10	8	18	5-33	5-33	.	.	2	.	1	.	.	
12 Clayton Isbell	13	11	5	16	0.5-1	.	.	.	1	
47 Miki Suguturaga	14	8	7	15	1.5-17	1-16	.	1	1	
95 Aliko Vimahi	14	4	10	14	2-12	1-12	
54 Hayden Furey	12	7	2	9	1-2	.	.	1	
55 Andrew Mata'afa	13	4	4	8	0.5-0	
19 Bryson Reeves	10	2	5	7	
57 Keanu Tanuvasa	4	3	3	6	1.5-5	1-3	.	1	
87 Thomas Yassmin	13	1	5	6	
15 Malone Mataele	8	5	1	6	1-0	.	.	.	
5 Caine Savage	14	3	3	6	1-0	.	.	.	
26 Charlie Vincent	14	4	2	6	
39 Jadon Pearson	13	3	2	5	
46 Lolani Langi	7	2	2	4	
19 Luca Caldarella	5	3	.	3	
97 Jadon Redding	12	3	.	3	
0 Ethan Calvert	11	.	3	3	
50 Fua Pututau	1	.	2	2	
90 Devin Kaufusi	13	.	2	2	
10 Money Parks	14	2	.	2	
99 Tennessee Pututau	1	1	1	2	
6 Justin Medlock	5	2	.	2	
51 Keaton Bills	14	2	.	2	
12 Tyler Wegis	1	.	1	1	
23 Faybian Marks	6	1	.	1	
21 Solomon Enis	12	.	1	1	
86 Dalton Kincaid	12	1	.	1	
Totals	14	473	316	789	90-410	41-304	12-293	39	23	12-58	10	0	0	
Opponents	14	547	476	1023	56-195	15-109	10-81	44	24	8-37	10	0	1	

INTERCEPTION RETURNS

Player	No.	Yds	Avg	TD	Long
Clark Phillips III	6	142	23.7	2	80
R.J. Hubert	3	138	46.0	1	70
Junior Tafuna	1	0	0.0	0	0
Cole Bishop	1	0	0.0	0	0
Karene Reid	1	13	13.0	0	13
Total	12	293	24.4	3	80
Opponents	10	81	8.1	0	56

INFORMATION

HERE'S UTAH

2023 OUTLOOK

PLAYER BIOS

COACHES & STAFF

SERIES HISTORY

2022 IN REVIEW

BOWL HISTORY

RECORD BOOK



2022 Statistics

UTAH INSIDE OPPONENT RED-ZONE

Opponent	Score	Times In RZ	Times Scored	Pts	Total TDs	Rush TDs	Pass TDs	FGs Made
at Florida	L, 29-26	6	4	23	3	2	1	1
Southern Utah	W, 73-7	7	7	45	6	4	2	1
San Diego State	W, 35-7	4	4	28	4	1	3	0
at Arizona State	W, 34-13	6	5	27	3	2	1	2
Oregon State	W, 42-16	4	3	21	3	0	3	0
at UCLA	L, 42-32	4	4	25	3	3	0	1
USC	W, 43-42	8	6	43	6	4	2	0
at Washington St.	W, 21-17	5	3	21	3	2	1	0
Arizona	W, 45-20	8	7	45	6	5	1	1
Stanford	W, 42-7	6	5	35	5	1	4	0
at Oregon	L, 20-17	3	1	7	1	1	0	0
at Colorado	W, 63-21	5	5	35	5	4	1	0
vs. USC	W, 47-24	4	4	20	2	1	1	2
vs. Penn State	L, 35-21	3	3	21	3	1	2	0
Totals (61 of 73, 83.6%)		73	61	396	53	31	22	8

UTAH SCORING DRIVES

Opponent	Qtr	PI-Yd	TOP	Scoring Play
Florida	1	5-25	1:25	Rising to Kuithe (7 yds)
	2	11-50	5:13	Noyes FG (43 yds)
	2	8-25	4:40	Noyes FG (31 yds)
	3	9-89	4:59	Bernard Rush (7 yds)
4	11-73	6:14	Thomas Rush (9 yds)	

Opponent	Qtr	PI-Yd	TOP	Scoring Play
Southern Utah	1	8-44	4:24	Thomas Rush (13 yds)
	2	7-56	2:35	Thomas Rush (7 yds)
	2	2-18	1:05	Curry Rush (12 yds)
	2	6-37	2:12	Noyes FG (26 yds)
	2	5-65	2:49	Rising to Kuithe (2 yds)
	2	5-80	1:30	Rising to Kincaid (37 yds)
	2	4-57	0:28	Rising to Kincaid (6 yds)
	3	6-78	3:06	Glover Rush (4 yds)
4	12-80	7:31	Barnes to Yassmin (29 yds)	
4	2-72	0:52	Glover Rush (29 yds)	

Opponent	Qtr	PI-Yd	TOP	Scoring Play
San Diego St.	2	7-77	2:25	Rising to Kuithe (30 yds)
	2	9-82	4:34	Rising to Enis (13 yds)
	2	4-27	1:41	Rising to Vele (15 yds)
	3	4-30	1:51	Thomas Rush (18 yds)
	3	4-55	1:52	Rising to Vele (3 yds)

Opponent	Qtr	PI-Yd	TOP	Scoring Play
Arizona State	1	2-53	0:22	Rising to Kincaid (29 yds)
	1	14-70	6:15	Rising to Kincaid (6 yds)
	2	8-26	4:03	Noyes FG (23 yds)
	2	10-75	4:01	Jackson Rush (2 yds)
	3	9-74	3:56	Dixon Rush (11 yds)
4	9-24	4:11	Noyes FG (28 yds)	

Opponent	Qtr	PI-Yd	TOP	Scoring Play
Oregon State	1	3-25	1:15	Rising to Dixon (19 yds)
	2	5-60	2:07	Rising Rush (24 yds)
	3	8-75	3:28	Rising to Vele (16 yds)
	3	2-30	0:43	Dixon Rush (22 yds)
	4	5-36	2:18	Rising to Kincaid (4 yds)

Opponent	Qtr	PI-Yd	TOP	Scoring Play
UCLA	2	11-70	5:10	Noyes FG (23 yds)
	2	8-84	4:15	Thomas Rush (5 yds)
	3	11-75	5:49	Rising Rush (6 yds)
	4	10-75	4:28	Rising Rush (9 yds)

Opponent	Qtr	PI-Yd	TOP	Scoring Play
USC	1	9-75	3:45	Bernard Rush (12 yds)
	2	4-60	1:37	Rising Rush (2 yds)
	2	5-70	0:45	Rising to Vele (16 yds)
	3	7-75	2:58	Rising to Kincaid (4 yds)
	4	10-79	4:10	Rising Rush (1 yd)
	4	15-75	5:27	Rising Rush (1 yd)

OPPONENTS INSIDE UTAH RED-ZONE

Opponent	Score	Times In RZ	Times Scored	Pts	Total TDs	Rush TDs	Pass TDs	FGs Made
at Florida	L, 29-26	3	3	22	3	3	0	0
Southern Utah	W, 73-7	0	0	0	0	0	0	0
San Diego State	W, 35-7	1	1	7	1	0	1	0
Arizona State	W, 34-13	3	2	10	1	0	1	1
Oregon State	W, 42-16	5	3	9	0	0	0	3
at UCLA	L, 42-32	6	5	35	5	2	3	0
USC	W, 43-42	6	6	42	6	1	5	0
at Washington St.	W, 21-17	2	2	10	1	1	0	1
Arizona	W, 45-20	3	3	18	2	1	1	1
Stanford	W, 42-7	1	1	7	1	1	0	0
at Oregon	L, 20-17	3	3	17	2	1	1	1
at Colorado	W, 63-21	2	2	14	2	1	1	0
vs. USC	W, 47-24	5	4	24	3	0	3	1
vs. Penn State	L, 35-21	3	3	21	3	2	1	0
Totals (38 of 43, 88.4%)		43	38	236	30	13	17	8

Opponent	Qtr	PI-Yd	TOP	Scoring Play
Washington St.	2	7-65	4:01	Jackson Rush (6 yds)
	2	8-25	2:27	Glover Rush (1 yd)
	3	7-60	4:00	Barnes to Kincaid (5 yds)

Opponent	Qtr	PI-Yd	TOP	Scoring Play
Arizona	1	6-37	2:26	Dixon Rush (7 yds)
	1	11-75	5:32	N. Johnson Rush (8 yds)
	2	5-60	2:41	J. Johnson Rush (2 yds)
	2	1-9	0:07	N. Johnson Rush (9 yds)
	3	9-41	4:49	Redding FG (27 yds)
	4	10-61	4:49	Rising to Yassmin (12 yds)
4	7-43	4:29	Vincent Rush (2 yds)	

Opponent	Qtr	PI-Yd	TOP	Scoring Play
Stanford	2	12-75	5:51	Rising to Vele (9 yds)
	2	9-69	4:23	Thomas Rush (4 yds)
	3	8-85	3:51	Rising to Yassmin (14 yds)
	3	6-56	2:39	Rising to Bernard (19 yds)
	3	4-72	2:02	N. Johnson to Kendall (16)
4	7-88	4:53	Thomas Rush (36 yds)	

Opponent	Qtr	PI-Yd	TOP	Scoring Play
Oregon	1	7-21	3:27	Redding FG (45 yds)
	3	13-86	7:00	Dixon Rush (18 yds)

Opponent	Qtr	PI-Yd	TOP	Scoring Play
Colorado	1	8-59	4:02	Bernard Rush (8 yds)
	1	4-53	1:51	Jackson Rush (10 yds)
	2	7-80	3:04	Jackson Rush (2 yds)
	2	2-54	0:55	Rising to Yassmin (41 yds)
	2	7-67	3:04	Rising to Parks (9 yds)
	2	3-70	0:25	Rising to Kincaid (29 yds)
	3	2-75	0:48	Jackson Rush (66 yds)
	3	5-62	3:12	Barnes to Cope (21 yds)
4	8-72	5:31	Glover Rush (5 yds)	

Opponent	Qtr	PI-Yd	TOP	Scoring Play
USC	1	12-68	5:18	Redding FG (25 yds)
	2	11-63	6:33	Jackson Rush (8 yds)
	2	14-81	1:38	Rising to Dixon (4 yds)
	3	3-48	0:57	Rising to Parks (57 yds)
	4	9-41	5:10	Redding FG (35 yds)
	4	2-75	0:44	Rising to Yassmin (60 yds)
	4	3-61	1:28	Jackson Rush (53 yds)
4	3-38	1:32	Bernard Rush (23 yds)	

Opponent	Qtr	PI-Yd	TOP	Scoring Play
Penn State	2	13-75	7:12	Rising to Yassmin (1 yd)
	2	6-75	2:09	Jackson Rush (19 yds)
	4	8-78	1:47	Barnes to Dixon (5 yds)

INFORMATION

HERE'S UTAH

2023 OUTLOOK

PLAYER BIOS

COACHES & STAFF

SERIES HISTORY

2022 IN REVIEW

BOWL HISTORY

RECORD BOOK



2022 Statistics

UTAH GAME-BY-GAME

Date	Opponent	Rushing				Receiving				Passing				Kick Returns				Punt Returns				tot off
		no.	yds	td	lg	no.	yds	td	lg	cmp-att-int	yds	td	lg	no.	yds	td	lg	no.	yds	td	lg	
09/03/2022	at Florida	39	230	2	29	22	216	1	37	22-32-1	216	1	37	2	35	0	18	1	10	0	10	446
09/10/2022	Southern Utah	42	246	5	36	23	352	4	37	23-29-0	352	4	37	2	44	0	44	5	47	0	21	598
09/17/2022	San Diego St.	38	174	1	24	18	224	4	30	18-30-0	224	4	30	0	0	0	0	7	69	0	17	398
09/24/2022	at Arizona St.	45	205	2	28	19	260	2	72	19-29-1	260	2	72	0	0	0	0	1	16	0	16	465
10/01/2022	Oregon St.	31	162	2	24	19	199	3	20	19-25-0	199	3	20	0	0	0	0	0	0	0	0	361
10/08/2022	at UCLA	43	192	3	17	23	287	0	25	23-34-1	287	0	25	1	14	0	14	2	23	0	13	479
10/15/2022	USC	32	138	4	21	31	424	2	45	31-45-0	424	2	45	0	0	0	0	1	23	0	23	562
10/27/2022	at Washington St.	42	169	2	28	17	175	1	31	17-27-0	175	1	31	1	4	0	4	2	2	0	3	344
11/05/2022	Arizona	55	306	5	32	13	151	1	30	13-25-0	151	1	30	0	0	0	0	3	12	0	12	457
11/12/2022	Stanford	36	279	2	36	21	235	4	29	21-34-1	235	4	29	0	0	0	0	2	12	0	7	514
11/19/2022	at Oregon	36	156	1	18	21	170	0	18	21-38-3	170	0	18	0	0	0	0	1	8	0	8	326
11/26/2022	at Colorado	43	383	5	66	21	279	4	41	21-24-1	279	4	41	1	32	0	32	6	12	0	9	662
12/02/2022	vs USC	35	223	3	53	22	310	3	60	22-34-0	310	3	60	0	0	0	0	0	0	0	0	533
01/02/2023	vs Penn St.	43	184	1	30	18	207	2	47	18-40-2	207	2	47	1	15	0	15	0	0	0	0	391
Utah		560	3047	38	66	288	3489	31	72	288-446-10	3489	31	72	8	144	0	44	31	234	0	23	6536
Opponents		394	1560	18	87	253	3117	20	88	253-413-12	3117	20	88	61	1300	0	58	7	7	0	7	4677

Games: 14 • Avg/rush: 5.4 • Avg/catch: 12.1 • Pass effic: 148.7 • KR avg: 18.0 • PR avg: 7.5 • All purpose avg/game: 514.8 • Total offense avg/gm: 466.9

Date	Opponent	Tackles				Sacks no-yds	Fumble ff fr-yds	Pass Defense			blkd kick	PAT Attempts			off t/o	pts		
		ua	a	total	tfl-yds			int-yds	qbh	brup		kick	rush	rcv			saf	
09/03/2022	at Florida	32	34	66	2.0-3	0-0	2	1-47	0-0	4	1	0	2-2	0	0	0	7	26
09/10/2022	Southern Utah	20	28	48	7.0-23	2-11	0	0-0	2-39	2	4	0	10-10	0	0	0	14	73
09/17/2022	San Diego St.	29	26	55	7.0-19	2-9	1	1-0	1-13	6	3	0	5-5	0	0	0	14	35
09/24/2022	at Arizona St.	32	20	52	8.0-48	5-45	1	1-0	2-0	2	3	0	4-4	0	0	0	6	34
10/01/2022	Oregon St.	42	26	68	4.0-8	0-0	0	0-0	4-127	0	1	0	6-6	0	0	0	21	42
10/08/2022	at UCLA	44	14	58	6.0-20	2-12	0	0-0	1-80	1	0	0	3-3	1	0	0	7	32
10/15/2022	USC	38	20	58	5.0-41	4-40	0	0-0	0-0	0	7	0	5-5	1	0	0	0	43
10/27/2022	at Washington St.	33	22	55	10.0-47	4-31	2	2-0	0-0	1	0	0	3-3	0	0	0	7	21
11/05/2022	Arizona	30	20	50	4.0-30	3-28	2	4-0	0-0	0	7	0	6-6	0	0	0	14	45
11/12/2022	Stanford	27	30	57	9.0-40	7-33	0	0-0	0-0	0	3	0	6-6	0	0	0	0	42
11/19/2022	at Oregon	33	24	57	5.0-17	1-5	1	2-11	1-5	1	4	0	2-2	0	0	0	7	17
11/26/2022	at Colorado	31	16	47	5.0-17	1-10	0	0-0	0-0	3	1	0	9-9	0	0	0	0	63
12/02/2022	vs USC	41	26	67	11.0-78	7-69	1	1-0	1-29	3	5	0	5-6	0	0	0	6	47
01/02/2023	vs Penn St.	41	10	51	7.0-19	3-11	0	0-0	0-0	0	0	0	3-3	0	0	0	0	21
Utah		473	316	789	90.0-410	41-304	10	12-58	12-293	23	39	0	69-70	2	0	0	103	541
Opponents		547	476	1023	56.0-195	15-109	10	8-37	10-81	24	44	0	36-36	0	2	1	52	300

Date	Opponent	Punting						Field Goals						Kickoffs				
		no.	yds	avg	long	blkd	tb	fc	50+	i20	md-att	long	blkd	no.	yds	avg	tb	ob
09/03/2022	at Florida	2	93	46.5	48	0	1	1	0	0	2-2	43	0	6	370	61.7	1	0
09/10/2022	Southern Utah	2	81	40.5	42	0	0	1	0	1	1-1	26	0	12	745	62.1	6	2
09/17/2022	San Diego St.	5	191	38.2	44	0	0	3	0	1	0-0	0	0	6	359	59.8	3	0
09/24/2022	at Arizona St.	3	118	39.3	44	0	0	2	0	1	2-2	28	0	7	433	61.9	2	0
10/01/2022	Oregon St.	5	186	37.2	42	0	1	2	0	0	0-0	0	0	7	445	63.6	2	1
10/08/2022	at UCLA	2	74	37.0	37	0	0	2	0	2	1-2	23	0	5	293	58.6	2	0
10/15/2022	USC	2	85	42.5	44	0	0	2	0	1	0-1	0	0	7	437	62.4	1	0
10/27/2022	at Washington St.	4	143	35.8	42	0	0	3	0	1	0-1	0	0	4	258	64.5	1	0
11/05/2022	Arizona	2	85	42.5	47	0	0	0	0	2	1-1	27	0	9	544	60.4	2	0
11/12/2022	Stanford	2	56	28.0	30	0	0	1	0	1	0-0	0	0	7	442	63.1	2	0
11/19/2022	at Oregon	1	45	45.0	45	0	0	1	0	1	1-2	45	0	4	223	55.8	0	0
11/26/2022	at Colorado	2	71	35.5	46	0	0	1	0	1	0-0	0	0	10	615	61.5	3	1
12/02/2022	vs USC	3	131	43.7	47	0	0	3	0	2	2-2	35	0	9	558	62.0	4	0
01/02/2023	vs Penn St.	5	204	40.8	52	0	0	0	1	3	0-0	0	0	3	189	63.0	0	0
Utah		40	1563	39.1	52	0	2	22	1	17	10-14	45	0	96	5911	61.6	29	4
Opponents		69	3038	44.0	63	0	2	24	10	16	10-11	47	0	61	3770	61.8	50	1

INFORMATION

HERES UTAH

2023 OUTLOOK

PLAYER BIOS

COACHES & STAFF

SERIES HISTORY

2022 IN REVIEW

BOWL HISTORY

RECORD BOOK



2022 Starters

STARTERS BY GAME

Offense	LT	LG	C	RG	RT	QB	RB	WR	WR/TE	WR/TE	TE
at Florida	Daniels	Mokofisi	Maile	Laumea	Kump	Rising	Thomas	Enis	Dixon	Kuithe	Yassmin
Southern Utah	Daniels	Bills	Maile	Mokofisi	Laumea	Rising	Bernard	Enis	Vele	Kuithe	Kincaid
San Diego St.	Daniels	Bills	Maile	Mokofisi	Laumea	Rising	Thomas	Enis	Vele	Dixon	Kincaid
at Arizona St.	Daniels	Bills	Maile	Mokofisi	Laumea	Rising	Glover	Enis	Kendall	Kuithe	Kincaid
Oregon State	Daniels	Bills	Maile	Mokofisi	Laumea	Rising	Glover	Vele	McClain	Yassmin	Kincaid
at UCLA	Daniels	Bills	Maile	Mokofisi	Laumea	Rising	Bernard	Vele	Cope	Dixon	Kincaid
USC	Daniels	Bills	Maile	Kump	Laumea	Rising	Thomas	Vele	Dixon	Kendall	Kincaid
at Washington St.	Daniels	Bills	Maile	Mokofisi	Laumea	Barnes	Vincent	Vele	Enis	Yassmin	Kincaid
Arizona	Daniels	Bills	Maea	Mokofisi	Laumea	Rising	Bernard	Vele	Enis	Parks	Yassmin
Stanford	Daniels	Bills	Maea	Mokofisi	Laumea	Rising	Thomas	Vele	Parks	Kendall	Yassmin
at Oregon	Daniels	Bills	Maile	Mokofisi	Laumea	Rising	Thomas	Vele	Dixon	Kendall	Kincaid
at Colorado	Daniels	Bills	Maile	Mokofisi	Laumea	Rising	Bernard	Vele	Dixon	Cope	Kendall
vs. USC	Daniels	Bills	Maile	Mokofisi	Laumea	Rising	Bernard	Vele	Dixon	Cope	Kincaid
vs. Penn State	Daniels	Bills	Maile	Mokofisi	Laumea	Rising	Bernard	Vele	Parks	Kendall	Yassmin

Defense	LE	LT	RT/DE	RE/LB	MLB	RLB	NB/LB/S	LC	RC	FS	SS
at Florida	Fillinger	Tafuna	Pututau	Suguturaga	Diabate	K. Reid	Mataele	Broughton	Phillips	Bishop	Hubert
Southern Utah	Elliss	Tafuna	Vimahi	Suguturaga	Diabate	K. Reid	Mataele	Broughton	Phillips	Bishop	Hubert
San Diego State	Fillinger	Tafuna	Vimahi	Suguturaga	Mata'afa	K. Reid	Barton	Broughton	Phillips	Bishop	Hubert
at Arizona State	Elliss	Tafuna	Vimahi	Suguturaga	Barton	K. Reid	Mataele	Broughton	Phillips	Bishop	Hubert
Oregon State	Elliss/ O'Toole	Tafuna	Vimahi	Suguturaga/ Fillinger	Diabate	K. Reid	--	Broughton	Phillips	--	Hubert
at UCLA	Elliss	Tafuna	Vimahi	Fillinger	Diabate	K. Reid	Phillips	Broughton	Vaughn	Bishop	Hubert
USC	Elliss	Tafuna	--	Fillinger/ Suguturaga	Diabate	K. Reid	Mataele	Broughton	Phillips	Bishop	Hubert
at Washington St.	Elliss	Tafuna	Vimahi	Fillinger	Diabate	K. Reid	Vaki	Broughton	Phillips	Bishop	Hubert
Arizona	Elliss	Tafuna	Vimahi	Suguturaga	Diabate	K. Reid	Phillips	Broughton	Vaughn	Bishop	Isbell
Stanford	Elliss	Tafuna	Vimahi	G. Reid	Diabate	K. Reid	Vaki	Vaughn	Phillips	Bishop	Hubert
at Oregon	O'Toole	Tafuna	Vimahi	G. Reid	Diabate	K. Reid	Vaki	Vaughn	Phillips	Bishop	Hubert
at Colorado	O'Toole	Tafuna	Pepa	G. Reid	Diabate	K. Reid	Barton	Broughton	Vaughn	Bishop	Hubert
vs. USC	O'Toole	Tafuna	--	G. Reid/ Suguturaga	Diabate	K. Reid	Vaki	Vaughn	Phillips	Bishop	Hubert
vs. Penn State	O'Toole	Tafuna	--	G. Reid/ Suguturaga	Diabate	K. Reid	Vaki	Broughton	Vaughn	Bishop	Hubert



Utah won its second straight Pac-12 Title in 2022, beating the USC Trojans 47-24. Utah became just the third team in Pac-12 history to win consecutive title games, joining Stanford (2012, '13) and Oregon (2019, '20).

INFORMATION

HERE'S UTAH

2023 OUTLOOK

PLAYER BIOS

COACHES & STAFF

SERIES HISTORY

2022 IN REVIEW

BOWL HISTORY

RECORD BOOK



Utah captured its second BCS bowl victory over Alabama in the 2009 Sugar Bowl.

BOWL HISTORY



Bowl Game Results

UTAH BOWL RECORD (17-8)

1939* Sun Bowl Utah 26 New Mexico 0	1996 Copper Bowl Wisconsin 38 Utah 10	2005 Emerald Bowl Utah 38 Georgia Tech 10	2010 Las Vegas Bowl Boise State 26 Utah 3	2017 Heart of Dallas Bowl Utah 30 West Virginia 14
1964 Liberty Bowl Utah 32 West Virginia 6	1999 Las Vegas Bowl Utah 17 Fresno State 16	2006 Armed Forces Bowl Utah 25 Tulsa 13	2011 Sun Bowl Utah 30 Georgia Tech 27 (OT)	2018 Holiday Bowl Northwestern 31 Utah 20
1992 Copper Bowl Washington State 31 Utah 28	2001 Las Vegas Bowl Utah 10 USC 6	2007 Poinsettia Bowl Utah 35 Navy 32	2014 Las Vegas Bowl Utah 45 Colorado State 10	2019 Alamo Bowl Texas 38 Utah 10
1993 Freedom Bowl USC 28 Utah 21	2003 Liberty Bowl Utah 17 Southern Miss 0	2009* Sugar Bowl Utah 31 Alabama 17	2015 Las Vegas Bowl Utah 35 BYU 28	2022* Rose Bowl Ohio State 48 Utah 45
1994 Freedom Bowl Utah 16 Arizona 13	2005* Fiesta Bowl Utah 35 Pittsburgh 7	2009 Poinsettia Bowl Utah 37 California 27	2016 Foster Farms Bowl Utah 26 Indiana 24	2023* Rose Bowl Penn State 35 Utah 21

* Games played in January for the previous season



In the first indoor major bowl game, Utah capped off a nine-win season with a 32-6 victory over West Virginia in the 1964 Liberty Bowl in Atlantic City, N.J.



Utah's defense piled all over Southern Miss with 10 tackles for loss and five sacks in a 17-0 shutout in the 2003 Liberty Bowl.

INFORMATION

HERE'S UTAH

2023 OUTLOOK

PLAYER BIOS

COACHES & STAFF

SERIES HISTORY

2022 IN REVIEW

BOWL HISTORY

RECORD BOOK

New Year's Six Bowl Seasons



Utah has received four invitations to New Year's Six bowl games, making back-to-back Rose Bowl appearances in 2022 and '23, after also reaching the 2009 Sugar Bowl and 2005 Fiesta Bowl. In 2008, the Utes were declared the National Champions by Anderson/Hester and finished No. 2 in the Associated Press Poll. Utah was voted No. 4 in the final AP Poll in 2004.

After winning the Pac-12 Conference Championship both in 2021 and '22, Utah made back-to-back appearances in the Rose Bowl. During the Bowl Championship Series era from 1998-2013, Utah was the original "BCS Buster" out of the Mountain West Conference, becoming the first school outside of the automatic-qualifying conferences to be invited to a BCS Bowl game in 2004. Four years later in 2008, the Utes became the first non-AQ school to make two BCS Bowl games and the first school from any conference to record multiple undefeated BCS Bowl seasons.

2004

- No. 4 final national ranking by AP, No. 5 in the Coaches Poll.
- 12-0 record to finish as one of three undefeated FBS teams.
- Defeated Pittsburgh, 35-7, in the 2005 Fiesta Bowl in Tempe, Ariz.
- First non-BCS conference school invited to a BCS Bowl when only four existed (a fifth was added in 2006).
- Head coach Urban Meyer earned the George Munger Award as the NCAA Division I coach of the year by Maxwell Football Club.
- Kyle Whittingham was the team's defensive coordinator and co-head coach for the Fiesta Bowl.
- Quarterback Alex Smith was a Heisman Trophy finalist before becoming the No. 1 NFL Draft pick.



Current Ute defensive coordinator Morgan Scalley (center) was a senior team captain when Utah rolled over Pittsburgh to win the 2005 Fiesta Bowl.

2008

- National Champion by major selector Anderson/Hester.
- No. 2 final ranking by AP, No. 4 in the Coaches Poll.
- Highest-ranked non-BCS conference team in history.
- 16 first-place votes in the final AP rankings.
- 13-0 record to finish as the only undefeated FBS team.
- Defeated Alabama, 31-17, in the 2009 Sugar Bowl in New Orleans. The Crimson Tide were ranked No. 1 in the nation for five weeks that season and entered the game as double-digit favorites.
- Four wins over Top 25 teams that season, including two teams that finished in the top 10.
- Kyle Whittingham was recognized as the National Coach of the Year by the AFCA and the Paul "Bear" Bryant Awards committee.



Joe Dale, Mike Wright and Koa Misi (left to right) led a Ute defense that held Alabama to just 31 rushing yards and recorded eight sacks.



New Year's Six Bowl Seasons

2021

- No. 11 in the final College Football Playoff Poll, ranked No. 12 by AP and No. 12 in the Coaches Poll.
- 10-4 record to give Utah its fifth 10-plus win season under Kyle Whittingham and the eighth in school history.
- Won the Pac-12 South Division outright with an 8-1 record and defeated Oregon 38-10 in the Pac-12 Championship game.
- Fell to No. 6 Ohio State 48-45 in the 108th Rose Bowl, which was the third-highest scoring game in the bowl's history.
- 3-1 record against Top 25 teams, including two wins over Oregon when the Ducks were ranked No. 3 and No. 10.



Cam Rising threw for 214 yards and a pair of touchdowns and ran 62 yards for a TD in Utah's 2022 Rose Bowl battle against Ohio State.

2022

- No. 8 ranking in the final College Football Playoff Poll was Utah's highest season-ending ranking since the CFP's inception in 2014.
- No. 10 in the final AP Poll and No. 11 in the Coaches' Poll.
- 10-4 record for the second straight season; the sixth season under Kyle Whittingham with 10-plus wins and ninth for Utah all-time.
- First consecutive 10-win seasons since 2008-10.
- Defeated USC twice, with the Trojans ranked No. 7 in the regular season and No. 4 in the Pac-12 Championship Game.
- Recorded the largest comeback victory (14 points) in the history of the Pac-12 Championship Game.
- Faced No. 11 Penn State in a return to the Rose Bowl, falling to the Nittany Lions by a 35-21 score.
- Dalton Kincaid was a first round pick (27th overall) by Buffalo in the following NFL Draft, highlighting three selections from Utah and becoming the highest drafted tight end in program history.



During the 2023 Rose Bowl vs. Penn State, wide receiver Devaughn Vele had Utah's first 100-yard receiving effort in a bowl game since 2018.



The Utes circle the stands and high-five fans after defeating Alabama in the 2009 Sugar Bowl at the Louisiana Superdome.

INFORMATION

HERE'S UTAH

2023 OUTLOOK

PLAYER BIOS

COACHES & STAFF

SERIES HISTORY

2022: IN REVIEW

BOWL HISTORY

RECORD BOOK



Bowl Game Summaries

1939 SUN BOWL

Utah 26
New Mexico 0

Inside The Game

Utah finished the 1938 season with a 1939 bowl victory over New Mexico.

El Paso, Texas - Jan. 2, 1939

EL PASO—Predicted as the most even match-up of the 1938 bowl season, Utah blasted the forecasters and New Mexico, 26-0, on Jan. 2. Utah, the old Big Seven Conference champion, struck early. Tom Pace capped a 58-yard drive with a 15-yard touchdown run off a lateral from Ray Davis midway through the first quarter. With a minute remaining in the period, Ray Peterson intercepted a Lobo pass on the Ute 40-yard line and returned it for a second score. Peterson crossed the goal line again in the second quarter, on a fourth-down, 1-yard plunge.

New Mexico's highly-touted aerial attack never advanced past Utah's 40-yard line. As for the Utes, halfback Clarence Gehrke finished their scoring with a 10-yard dash. New Mexico, co-champion of the old Border League, gained just 153 yards of total offense to Utah's 384.

SCORING BY QUARTERS	1	2	3	4	FINAL
Utah	14	6	0	6	26
New Mexico	0	0	0	0	0

SCORING SUMMARY

UU - Pace 15 run (McGarry kick)
UU - Peterson 60 interception return (McGarry kick)
UU - Peterson 1 run (kick failed)
UU - Gehrke 10 run (kick failed)

TEAM STATISTICS

	UU	NM
First Downs	16	12
Net Rushing	366	153
Passing	1-4-1	4-11-4
Passing Yards	18	59
Total Offense	384	212
Fumbles	1-1	3-1
Penalties	9-55	5-35
Punting	8-30.5	9-40.8

1964 LIBERTY BOWL

Utah 32
West Virginia 6

Inside The Game

Utah beats West Virginia in the first indoor major bowl game.

Atlantic City, N.J. - Dec. 19, 1964

ATLANTIC CITY—Utah never trailed in its 32-6 victory over West Virginia in the 1964 Liberty Bowl—the first indoor major bowl game ever held. A national television audience and 6,059 fans in the Convention Center watched Utah score first on a 29-yard field goal by All-American Roy Jefferson. Jefferson, who also booted a 32-yard field goal, left the game in the first half after separating his shoulder.

But Utah had plenty of firepower left. Halfback Ron Coleman sprinted 53 yards for a touchdown on a day which saw him lead all rushers with 154 rushing yards. Andy Ireland added another long TD dash for the Utes—his went for 47 yards—while quarterback Pokey Allen contributed an 11-yard touchdown run.

The Ute offense, featuring a two-quarterback attack, closed its scoring with a 33-yard touchdown strike from Richard Groth to Bill Morley. In all, the Utes totaled 466 yards of offense.

The Utah defense also did its job, holding the Mountaineers scoreless until the waning minutes of the third quarter. West Virginia's Allen McCune hooked up with receiver Rich Juriga with 5:30 to play for the Mountaineers' sole touchdown. Utah's backfield intercepted four McCune passes.

The Liberty Bowl win capped a 9-2 season for coach Ray Nagel and the Utes. It would stand as the most wins ever by a Ute team for 30 years.

SCORING BY QUARTERS	1	2	3	4	FINAL
Utah	3	16	6	7	32
West Virginia	0	0	6	0	6

SCORING SUMMARY

UU - Jefferson 29 field goal
UU - Allen 11 run (Jefferson kick)
UU - Jefferson 32 field goal
UU - Coleman 53 run (pass failed)
UU - Ireland 47 run (run failed)
WV - Clegg 6 pass from McCune (pass failed)
UU - Morley 33 pass from Groth (Pullman kick)

TEAM STATISTICS

	UU	WV
First Downs	25	12
Rushing Yardage	323	105
Passing	143	123
Passes	11-23	13-28
Intercepted by	4	0
Punts	1-43	4-25
Fumbles lost	3	1
Yards penalized	61	29

INFORMATION

HERE'S UTAH

2023 OUTLOOK

PLAYER BIOS

COACHES & STAFF

SERIES HISTORY

2022 IN REVIEW

BOWL HISTORY

RECORD BOOK



Bowl Game Summaries

INFORMATION

HERE'S UTAH

2023 OUTLOOK

PLAYER BIOS

COACHES & STAFF

SERIES HISTORY

2022 IN REVIEW

BOWL HISTORY

RECORD BOOK

1992 COPPER BOWL

Utah	28	Inside The Game
Washington State	31	<i>Ute rally falls just short against Washington State in first bowl appearance since 1964.</i>
<i>Tucson, Ariz. - Dec. 29, 1992</i>		

TUCSON—In the early going, Utah played the part of a team that hadn't gone "bowling" for 28 years. But the Utes made up for lost time quickly and nearly upset favored Washington State in one of the most exciting games of the bowl season. After jumping to a 21-0 first-quarter lead, WSU barely held on for a 31-28 win in the Weiser Lock Copper Bowl.

The Utes, who seemingly gave the game away in the first quarter, became acclimated to postseason play in the second and third stanzas, roaring back to tie the score at 28-28. Defense ruled in the fourth quarter and a WSU field goal proved the game winner.

Frank Dolce hit Sean Williams for Utah's first score, a 10-yard pass play. Six minutes later, Keith Williams scampered into pay dirt from 25 yards out to narrow the gap to 21-14. After a 48-yard touchdown pass by Washington State's Drew Bledsoe, Dolce countered with a 49-yard strike to Henry Lusk, who plucked the ball from a defender's hands in a leaping end zone catch.

An 8-yard TD run by Pierre Jones narrowed the gap to 28-26, and a successful two-point conversion from Dolce to Scott Murry tied things up, but only for 20 seconds. Washington State responded with a 22-yard field goal to go ahead 31-28. Utah's Chris Yergensen's 20-yard field goal attempt with 3:19 remaining in the game was wide left and the Utes came up short.

SCORING BY QUARTERS	1	2	3	4	FINAL
Utah	0	14	14	0	28
Washington State	21	7	0	3	31

SCORING SUMMARY

- WS - Wright-Fair 3 run (Price kick) 13:25, 1st
- WS - Bobo 87 pass from Bledsoe (Price kick) 10:32, 1st
- WS - Wright-Fair 3 run (Price kick) 1:20, 1st
- UU - S. Williams 10 pass from Dolce (Yergensen kick) 9:35, 2nd
- UU - K. Williams 25 rush (Yergensen kick) 2:51, 2nd
- WS - Bobo 48 pass from Bledsoe (Price kick) 0:31, 2nd
- UU - Lusk 49 pass from Dolce (Yergensen kick) 8:49, 3rd
- UU - Jones 8 rush (pass good, Murry) 5:25, 3rd
- WS - Price 22 FG, 5:08, 4th

TEAM STATISTICS	UU	WSU
First Downs	20	28
Net Rushing	39-179	41-144
Passing	40-21-0	48-32-1
Passing Yards	316	492
Total Offense	79-495	89-636
Fumbles	3-1	4-2
Penalties	7-55	18-136
Interceptions	1-9	0-0
Punting	6-43.0	6-36.5
Return Yards	90	60
Time of Possession	30:08	29:52
Sacks By	2-11	1-8

INDIVIDUAL LEADERS

- Rushing (Att-Yds-TD)-Utah:** K. Williams 13-112-1, Jones 11-43-1.
- WSU:** Wright-Fair 27-123-2.
- Passing (Att-Comp-1-Yds-TD)-Utah:** Dolce 40-21-0-316-2.
- WSU:** Bledsoe 46-30-1-476-2, Pattison 2-2-0-16-0.
- Receiving (Rec-Yds-TD)-Utah:** S. Williams 7-127-1, Hooks 5-75-0.
- WSU:** Bobo 7-212-2, Davis 8-134-0, Pointer 5-73-0.
- Kickoff Returns-Utah:** Lusk 1-25, Jones 2-23. **WSU:** Hunter 3-55.
- Punt Returns-Utah:** S. Williams 3-17. **WSU:** Hunter 2-(-2).
- Utah Defensive Leaders-Tackles:** Swanson 9, Leary 9, Tonga 8.
- Sacks:** Lambert 1-6, Christensen 1-5.

1993 FREEDOM BOWL

Utah	21	Inside The Game
USC	28	<i>Utes dominate the second half but run out of time against the USC Trojans.</i>
<i>Anaheim, Calif. - Dec. 30, 1993</i>		

ANAHEIM—On paper, the Freedom Bowl match-up looked mismatched with the tri-champion of the Pac-10 Conference (Southern California) facing the Western Athletic Conference's fourth-place finisher (Utah). On the field, the pairing looked even worse, at least for two quarters.

Then Utah came alive. When USC jumped to a 28-0 halftime lead, Utah appeared headed for a lopsided loss. Offense? The Utes managed just 101 yards of total offense and failed to cross midfield in the first half. Defense? The Utes gave up 296 yards and four touchdowns. Over? No way.

Led by eventual Freedom Bowl Offensive MVP Henry Lusk, the Utes charged back to within a touchdown of the Trojans, with the ball and a chance to win at the end. Lusk caught six second-half passes for 140 yards and a 59-yard touchdown to help the Utes climb within seven (28-21). In the meantime, Utah's defense slammed the door on USC's vaunted offense, holding the Trojans scoreless in the second half. Junior defensive end Luther Elliss had a huge game for the Utes, with five tackles for lost yardage, two sacks (12 yards) and two pass breakups. Former Trojan Adam Swaney had a career day as a Ute, with four tackles for loss and three sacks (16 yards).

Quarterback Mike McCoy's Hail Mary pass with 0:08 was picked off as time ran out, averting Utah's upset bid.

SCORING BY QUARTERS	1	2	3	4	FINAL
Utah	0	0	13	8	21
USC	20	8	0	0	28

SCORING SUMMARY

- SC - Morton 31 pass from Johnson (Ford kick) 12:23, 1st
- SC - Morton 9 pass from Johnson (Ford kick) 8:45, 1st
- SC - Dotson 2 run (kick failed) 4:10, 1st
- SC - McWilliams 5 pass from Johnson (pass good) 13:34, 2nd
- UU - Henry Lusk 59 pass from McCoy (Yergensen kick) 11:08, 3rd
- UU - Anderson 34 run (kick failed) 4:28, 3rd
- UU - Williams 1 run (pass good to Anderson) 3:26, 4th

TEAM STATISTICS	UU	USC
First Downs	17	20
Net Rushing	64	91
Passing	40-23-3	44-30-1
Passing Yards	286	345
Total Offense	350	436
Fumbles	2-0	2-1
Penalties	5-51	10-96
Interceptions	1-22	3-0
Punting	8-34.1	6-36.7
Punt Returns	3-28	1-31
Kickoff Returns	1-20	3-68
Time of Possession	27:45	32:14
Third Down Conversions	4-14	9-19
Sacks By	5-28	5-37

INDIVIDUAL LEADERS

- Rushing (Att-Yds-TD)-Utah:** Anderson 16-67-1, Williams 1-1-1, Jones 1-9-0.
- USC:** Walters 19-70-0, Strother 9-50-0, Dotson 3-7-1.
- Passing (Att-Comp-1-Yds-TD)-Utah:** McCoy 40-23-3-286-1.
- USC:** Johnson 44-30-1-345-3.
- Receiving (Rec-Yds-TD)-Utah:** Henry Lusk 6-140-1, Anderson 7-61-0, Claiborne 3-42-0, Rowley 2-18-0.
- USC:** Morton 10-147-2, Strother 6-63-0, Grave 4-48-0, McWilliams 2-17-1.
- Kickoff Returns-Utah:** Jones 1-20. **USC:** Grace 2-45, Dotson 1-23.
- Punt Returns-Utah:** Henry Lusk 3-28. **USC:** Grace 1-31.
- Utah Defensive Leaders-Tackles:** Boyd 10, Rexford 10, Elliss 9.
- Sacks:** Elliss 2-12, Swaney 16. **Interceptions:** Rexford 1-22.



Bowl Game Summaries

1994 FREEDOM BOWL

Utah 16
Arizona 13

Inside The Game
Touchdown pass on fourth down gives Utah a win over Arizona in a matchup of top-15 teams.

Anaheim, Calif. - Dec. 27, 1994

ANAHEIM—In a remarkable ratio of points to yards, Utah won the Freedom Bowl over Arizona, 16-13, despite accumulating just 75 net yards against Arizona's famed Desert Swarm defense. Utah, which managed just five first downs and six rushing yards all night, seemed doomed to its second straight Freedom Bowl defeat when quarterback Mike McCoy found himself in the grasp of a Wildcat defender on fourth-and-goal. But McCoy made a desperation heave on his way to the ground and freshman Kevin Dyson streaked through a crowd of Wildcats to make a game-winning catch with 3:34 left.

Ironically, the hero's mantle and the game MVP award went to neither of the above. Freshman Cal Beck took an Arizona kickoff and sprinted 72 yards to the Ute 5-yard-line with 4:00 remaining. McCoy and Dyson punched it in from there.

Equal credit should go to the U. defense, which limited Arizona to two field goals and a touchdown, for the first Utah bowl win in 20 years. The Wildcats gained only 184 total yards against the Luther Elliss-led Ute defense and converted on just 3-of-13 third down attempts. They failed to score in the second and third quarters, and their sole TD came on a deflected pass in the first quarter.

SCORING BY QUARTERS	1	2	3	4	FINAL
Utah	0	7	0	9	16
Arizona	7	0	0	6	13

SCORING SUMMARY

- UA - Carter 23 pass from White (McLaughlin kick) 1:57, 1st
- UU - Brown 6 run (Pulsipher kick) 10:03, 2nd
- UA - McLaughlin 44 FG, 12:39, 4th
- UA - McLaughlin 20 FG, 8:05, 4th
- UU - Safety (Peyton steps out of end zone) 4:11, 4th
- UU - Dyson 5 pass from McCoy (Pulsipher kick) 3:34, 4th

TEAM STATISTICS

	UU	UA
First Downs	5	14
Net Rushing	32-6	37-45
Passing	25-11-2	27-13-1
Passing Yards	69	139
Total Offense	57-75	64-184
Fumbles	0-0	2-2
Penalties	9-94	4-35
Interceptions	1-26	2-15
Punting	10-41.0	6-36.8
Punt Returns	2-6	4-28
Kickoff Returns	5-173	3-59
Time of Possession	27:33	32:27
Third Down Conversions	3-15	3-13
Sacks By	2-16	6-45

INDIVIDUAL LEADERS

Rushing (Att-Yds-TD)-Utah: McCoy 7-(-42)-0, Brown 16-44-1, Johnson 4-6-0.

Arizona: Carter 19-44-0, Myles 9-12-0, Taylor 2-11-0.

Passing (Att-Comp-I-Yds-TD)-Utah: McCoy 25-11-2-69-1.

Arizona: White 27-13-1-139-1.

Receiving (Rec-Yds-TD)-Utah: Dyson 2-8-1, Marsh 3-25-0, Tucker 4-28-0.

Arizona: Dice 7-65-0, Carter 4-50-1.

Kickoff Returns-Utah: Beck 3-140, Lawson 1-31.


Arizona: Taylor 1-19, Carter 1-22.

Punt Returns-Utah: Marsh 2-6. **Arizona:** Wray 4-28.

Utah Defensive Leaders-Tackles: Lusk 9, Leary 6, Stapley 6, H. Kaufusi 6, Elliss 6.

Sacks: Elliss 1-7, J. Kaufusi 1-9.

Interceptions: Lusk 1-26.



Keith Williams rushed for 112 yards as Utah made its first postseason appearance in 28 years in the 1992 Copper Bowl.



In the 1994 Freedom Bowl, No. 14 Utah defeated No. 15 Arizona, 16-13. Cal Beck returned an Arizona kickoff 72 yards to the Wildcat 5-yard line with 4:00 remaining, setting up the winning touchdown.

INFORMATION

HERE'S UTAH

2023 OUTLOOK

PLAYER BIOS

COACHES & STAFF

SERIES HISTORY

2022 IN REVIEW

BOWL HISTORY

RECORD BOOK



Bowl Game Summaries

INFORMATION

HERE'S UTAH

2023 OUTLOOK

PLAYER BIOS

COACHES & STAFF

SERIES HISTORY

2022 IN REVIEW

BOWL HISTORY

RECORD BOOK

1996 COPPER BOWL

Wisconsin	38	Inside The Game <i>Red zone woes by the Utes, combined with too much Ron Dayne, led to loss to Wisconsin.</i>
Utah	10	
<i>Tucson, Ariz. - Dec. 27, 1996</i>		

TUCSON—The ballyhooed battle between the nation's two biggest collegiate running backs never materialized, as Utah lost star runner Chris Fuamatu-Ma'afala to a first-quarter ankle injury. Wisconsin's Ron Dayne held up his end of the bargain, however, rushing for 246 yards and three touchdowns in a 38-10 Wisconsin win.

Offensively, the Utes rang up more net yards (430-365) and more first downs (26-16) than the Badgers, moved inside UW's 5-yard line twice and inside the 20-yard line another three times, but four interceptions spelled their doom. In his final game, U. quarterback Mike Fouts completed 27 of 49 passes for 327 yards, but was picked off four times. Terence Keehan and Kevin Dyson had big receiving nights—catching six passes each for 100 and 95 yards, respectively. Juan Johnson scored Utah's only TD of the day on a 1-yard run late in the third quarter. Johnson accounted for 88 of Utah's 103 rushing yards.

Utah's defense held Wisconsin to just 16 passing yards on 2-of-6 passing, but could not stop the run—allowing 349 yards.

SCORING BY QUARTERS	1	2	3	4	FINAL
Wisconsin	14	17	0	7	38
Utah	3	0	7	0	10

SCORING SUMMARY

- UW - Samuel 38 run (Hall kick) 10:11, 1st
- UU - Pulsipher 24 field goal, 3:53, 1st
- UW - Dayne 40 run (Hall kick) 3:11, 1st
- UW - Weems 82 interception return (Hall kick) 13:28, 2nd
- UW - Hall 38 field goal, 2:02, 2nd
- UW - Dayne 3 run (Hall kick) 0:42, 2nd
- UU - Johnson 1 run (Pulsipher kick) 4:14, 3rd
- UW - Dayne 1 run (Hall kick) 12:31, 4th

TEAM STATISTICS

	UU	UW
First Downs	26	16
Net Rushing	31-103	45-349
Passing	49-27-4	16-6-2
Passing Yards	327	16
Total Offense	80-430	51-365
Fumbles	1-0	2-1
Penalties	2-11	3-31
Interceptions	4-125-1	0-0
Punting	2-62	2-82
Punt Returns	1-8	0-0
Kickoff Returns	2-46	3-59
Time of Possession	34:18	25:42
Third Down Conversions	11-17	5-9
Fourth Down Conversions	0-1	1-1
Sacks By	0-0	1-6

INDIVIDUAL LEADERS

- Rushing (Att-Yds-TD)-Utah:** Johnson 20-88-1, Fuamatu-Ma'afala 4-5-0, Bacon 4-9-0.
- Wisconsin:** Dayne 30-246-3, Samuel 5-44-1, McCullough 5-22-0.
- Passing (Att-Comp-Yds-TD)-Utah:** Fouts 49-27-4-327-0.
- Wisconsin:** Samuel 6-2-0-16-0.
- Receiving (Rec-Yds-TD)-Utah:** Keehan 6-100-0, Dyson 6-95-0, Henry 6-47-0.
- Wisconsin:** Hayes 1-9-0, Brown 1-7-0.
- Kickoff Returns-Utah:** Dyson 2-46. **Wisconsin:** Stecker 3-59.
- Punt Returns-Utah:** Dyson 1-8. **Wisconsin:** None.
- Utah Defensive Leaders-Tackles:** Lave 8, Boglin 6, Love 6. **Sacks:** None.
- Interceptions:** None.

1999 LAS VEGAS BOWL

Fresno State	16	Inside The Game <i>Mike Anderson's big day led Utah to the first bowl win for the new Mountain West Conference.</i>
Utah	17	
<i>Las Vegas, Nev. - Dec. 19, 1999</i>		

LAS VEGAS—Running back Mike Anderson and a punishing defensive effort led to the first bowl win for the new Mountain West Conference, courtesy of Utah. The Utes, tri-champions in the league's inaugural season, beat Western Athletic Conference co-champion Fresno State, 17-16.

Statistically, Utah trounced the Bulldogs, winning the total offense battle 548-279. But a spate of special teams breakdowns, including a 75-yard blocked field goal returned for a touchdown by FSU, kept it close.

Anderson and running mate Omar Bacon stole the show in their final collegiate game. Anderson set a Las Vegas Bowl rushing record with 254 yards and scored both of Utah's touchdowns. He also had the day's most impressive run—a 76-yard sprint from the line of scrimmage on Utah's first offensive down. Bacon chipped in 91 rushing yards.

TD. Croshaw started the game at quarterback but left with a shoulder injury after just one quarter with the game tied 7-7. Darnell Arceneaux relieved and led Utah to victory.

Cletus Truhe had two field goal attempts blocked, but made the game-winner, a 33-yarder with 5:03 remaining. Fresno State's final drive was stopped by Andre Dyson's pass breakup on fourth and seven. Kautai Olevao and Kimball Christianson each had seven tackles for Utah.

SCORING BY QUARTERS	1	2	3	4	FINAL
Fresno State	7	0	3	6	16
Utah	7	0	7	3	17

SCORING SUMMARY

- FS - Williams 75 missed FG return (Hanna kick) 9:32, 1st
- UU - Anderson 34 run (Truhe kick) 3:51, 1st
- FS - Hanna 27 field goal, 9:24, 3rd
- UU - Anderson 5 run (Truhe kick) 9:24, 3rd
- FS - Ward 2 run (Hanna kick blocked) 14:57, 4th
- UU - Truhe 33 field goal, 5:03, 4th

TEAM STATISTICS

	UU	FS
First Downs	25	16
Net Rushing	33-334	20-132
Passing	24-11-1	28-14-0
Passing Yards	214	147
Total Offense	78-548	60-279
Fumbles	2-0	0-0
Penalties	15-151	6-59
Interceptions	0-0	1-11
Punting	4-39.0	5-37.2
Punt Returns	3 (-7)	2-15
Kickoff Returns	3-57	3-74
Time of Possession	35:54	24:06
Third Down Conversions	5-14	4-14
Fourth Down Conversions	0-2	0-2
Sacks By	0-0	3-16

INDIVIDUAL LEADERS

- Rushing (Att.-Yds.-TD)-Utah:** M. Anderson 34-254-2, Bacon 8-91-0.
- FS:** Ward 15-51-1, Gaines 8-31-0.
- Passing (Att.-Comp.-I.-Yds.-TD)-Utah:** Arceneaux 15-8-0-94-0, Croshaw 9-3-1-120-0.
- FS:** Volek 28-14-0-147-0.
- Receiving (Att.-Yds.-TD)-Utah:** Russell 5-96-0, Bendinger 2-70-0.
- FS:** Wright 6-55-0, Smith 4-53-0.
- Kickoff Returns-Utah:** Crockett 2-57. **FS:** Wright 2-43.
- Punt Returns-Utah:** 3(-7). **FS:** Smith 2-15.
- Utah Defensive Leaders-Tackles:** Olevao 7, K. Christianson 7.
- TFL:** Bowers 2-14, Tufaga 1-9.



Bowl Game Summaries

2001 LAS VEGAS BOWL

Utah	10	Inside The Game
USC	6	<i>Utes ruin the Carson Palmer-led Trojans' Christmas by shutting down their offense.</i>
<i>Las Vegas, Nev. - Dec. 25, 2001</i>		

LAS VEGAS—Utah scored on its second drive in the Sega Sports Las Vegas Bowl on Christmas Day, then relied on an incredible defensive effort to beat favored USC for the first time since 1916.

Ryan Kaneshiro's 26-yard field goal at the end of the first half completed Utah's scoring, but 10 points was enough for the swarming Ute defense. A year later, quarterback Carson Palmer would win the Heisman Trophy while leading USC to No. 4 final national ranking. But against the Utes on this day, the Trojans netted just one yard rushing and 151 total yards. USC logged its only TD on its first drive of the second half before the Sheldon Deckart-led U. defense slammed the door again.

Deckart's six tackles, which included two for a loss and two sacks, led a ferocious Ute pass rush that sacked Palmer five times and tallied nine tackles for loss.

Adam Tate closed his career with a 103-yard rushing day and the Utes' only touchdown. Dameon Hunter (94 yards) was the game's MVP.

SCORING BY QUARTERS	1	2	3	4	FINAL
Utah	7	3	0	0	10
USC	0	0	6	0	6

SCORING SUMMARY

- UU - Tate 3 run (Kaneshiro kick) 5:26, 1st
- UU - Kaneshiro 26 field goal, 0:29, 2nd
- SC - Byrd 4 run (kick failed) 10:03, 3rd

TEAM STATISTICS

	UU	USC
First Downs	20	12
Net Rushing	54-222	25-1
Passing	21-12-1	26-15-0
Passing Yards	136	150
Total Offense	75-358	51-151
Fumbles	1-1	1-0
Penalties	10-95	6-47
Interceptions	0-0	1-1
Punting	6-38.0	8-37.8
Punt Returns	4-8	2-27
Kickoff Returns	0-0	2-33
Time of Possession	38:01	21:59
Third Down Conversions	10-17	2-12
Fourth Down Conversions	0-0	0-0
Sacks By	5-45	1-12

INDIVIDUAL LEADERS

- Rushing (Att-Yds-TD)—Utah:** Tate 23-103-1, Hunter 17-94-0.
- USC:** Byrd 10-21-1.
- Passing (Att-Comp-I-Yds-TD)—Utah:** Rice 21-12-1-136-0.
- USC:** Palmer 26-15-0-150-0.
- Receiving (Att-Yds-TD)—Utah:** Lyman 4-41-0, Richardson 3-35-0.
- USC:** Colvert 2-38-0, Kelly 3-33-0.
- Kickoff Returns—Utah:** None. **USC:** Rideaux 2-33.
- Punt Returns—Utah:** Walterscheid 4-8. **USC:** Arbet 2-27.
- Utah Defensive Leaders—Tackles:** Deckart 6, Sanders 6.
- Sacks:** Deckart 2-20, Dwinell 1-10, Sanders 1-10, Powell 1-5.
- TFL:** Deckart 2-20, Kaufusi 2-10. **Interceptions:** None.



Mike Anderson had the second-highest rushing total in school history with 254 yards against Fresno State in the 1999 Las Vegas Bowl.



USC quarterback Carson Palmer, who would win the Heisman Trophy a year later, was sacked five times by the Utes in a 2001 Las Vegas Bowl victory.

INFORMATION

HERE'S UTAH

2023 OUTLOOK

PLAYER BIOS

COACHES & STAFF

SERIES HISTORY

2022 IN REVIEW

BOWL HISTORY

RECORD BOOK



Bowl Game Summaries

INFORMATION

HERE'S UTAH

2023 OUTLOOK

PLAYER BIOS

COACHES & STAFF

SERIES HISTORY

2022 IN REVIEW

BOWL HISTORY

RECORD BOOK

2003 LIBERTY BOWL

Utah	17	Inside The Game
Southern Miss	0	<i>MWC champion Utes shut out C-USA champion Southern Miss in the Liberty Bowl.</i>
<i>Memphis, Tenn. - Dec. 31, 2003</i>		

MEMPHIS—The Southern Mississippi defense received most of the hype coming into the Liberty Bowl, but it was Utah's defense that carried the day in a 17-0 victory. The blitzin' Utes teamed up for five sacks and 10 tackles for loss, causing first-string Golden Eagle quarterback Dustin Almond to lose his cool and backup Micky D'Angelo to leave the game with a concussion.

And, if holding the Conference USA champion to a paltry 11 first downs, 49 rushing yards and 213 total yards wasn't enough, the Ute defense also came to the rescue of its struggling offensive teammates. Late in the second quarter, safety Morgan Scalley sacked Almond, who fumbled. Ute Lewis Powell recovered the fumble on USM's 17-yard line to set up the only offensive touchdown of the game. Utah's other touchdown was scored by none other than Scalley, who scooped up a fumble forced by safety Dave Revill and returned it 74 yards for a touchdown with 1:36 remaining.

Although Utah never got untracked offensively, Brandon Warfield and Paris Warren both had memorable games. Warfield was named the Liberty Bowl offensive MVP after rushing for 91 yards and the game's first touchdown. Warren had 5 receptions for 72 yards to become Utah's single-season receiving record-holder (76 receptions in 2003). Bryan Borreson's 19-yard field goal in the fourth quarter gave Utah a 10-0 lead and some breathing room.

Ray Holdcraft led the defense with 8 tackles, 4 solo, and 2.5 tackles for loss. Revill had 2 sacks and Powell was the game's defensive MVP after recovering 2 fumbles.

SCORING BY QUARTERS	1	2	3	4	FINAL
Utah	0	7	0	10	17
Southern Miss	0	0	0	0	0

SCORING SUMMARY

UU - Warfield 5 run (Borreson kick) 4:41, 2nd
 UU - Borreson 19 field goal, 3:24, 4th
 UU - Scalley 74 fumble return (Borreson kick) 1:36, 4th

TEAM STATISTICS

	UU	USM
First Downs	12	11
Net Rushing	45-104	30-69
Passing	19-8-1	39-13-0
Passing Yards	124	144
Total Offense	64-228	69-213
Fumbles	6-2	4-4
Penalties	12-85	12-92
Interceptions	0-0	1-0
Punting	9-379	8-45.8
Punt Returns	7-31	3-20
Kickoff Returns	0-0	3-56
Time of Possession	33:24	26:36
Third Down Conversions	2-15	2-16
Fourth Down Conversions	0-1	0-3
Sacks By	5-38	3-16

INDIVIDUAL LEADERS

Rushing (Att-Yds-TD)-Utah: Warfield 27-91-1. **USM:** Harris 14-70-0.
Passing (Att-Comp-I-Yds-TD)-Utah: Smith 19-8-1-124-0.
USM: Almond 33-11-0-122-0, D'Angelo 6-2-0-22-0.
Receiving (Att-Yds-TD)-Utah: Warren 5-72-0, Savoy 1-41-0. **USM:** Blackwell 3-30-0.
Kickoff Returns-Utah: None. **USM:** Faulk 1-27.
Punt Returns-Utah: Warren 7-31. **USM:** Young 3-20.
Utah Defensive Leaders-Tackles: Holdcraft 8, Toone 8.
Sacks: Revill 2-16. **TFL:** Holdcraft 2.5-10. **Interceptions:** None.

2005 FIESTA BOWL - BOWL CHAMPIONSHIP SERIES

Pittsburgh	7	Inside The Game
Utah	35	<i>The BCS busting Utes finish a perfect 12-0 season at the Fiesta Bowl on New Year's Day.</i>
<i>Tempe, Ariz. - Jan. 1, 2005</i>		

TEMPE—In the first BCS game ever for a non-BCS school, Utah steamrolled over Big East co-champion Pittsburgh, 35-7, in the Tostitos Fiesta Bowl. Led by offensive co-MVPs Alex Smith and Paris Warren, Utah jumped to a 28-0 lead before Pittsburgh's only score of the day.

Warren's 15 receptions, which went for 198 yards, was a Fiesta Bowl record. Smith was unstoppable, completing 29 of 37 passes for 328 yards and 4 touchdowns (no interceptions). Utah's marvelous Heisman Trophy finalist QB also led all rushers with 68 net yards.

Equally responsible for Utah's blowout victory was the defense, which set a bowl record with nine quarterback sacks. Nose guard Steve Fifita, the defensive MVP, had 5 tackles, 2 tackles for loss and a sack. Safety Eric Weddle led the defense with 11 tackles, a sack and a pass breakup and senior linebacker Tommy Hackenbruck had a monster game in his final Ute outing. Included in Hackenbruck's 10 total tackles were 3 sacks for 29 yards.

The Utes enjoyed a home field atmosphere as the vast majority of sold-out Sun Devil Stadium was red-clad. All estimates suggest it was the largest gathering of Ute fans ever to watch a Utah football game.

SCORING BY QUARTERS	1	2	3	4	FINAL
Pittsburgh	0	0	7	0	7
Utah	7	7	21	0	35

SCORING SUMMARY

UU - Ganther 4 run (Carroll kick) 3:09, 1st
 UU - Madsen 6 pass from Smith (Carroll kick) 5:29, 2nd
 UU - M. Johnson 18 pass from Smith (Carroll kick) 11:13, 3rd
 UU - Warren 23 pass from Smith (Carroll kick) 6:22, 3rd
 PT - Lee 31 pass from Palko (Cummings kick) 4:28, 3rd
 UU - Warren 18 pass from Smith-Savoy lateral (Carroll kick) 0:25, 3rd

TEAM STATISTICS

	PITT	UU
First Downs	19	25
Net Rushing	30-17	31-139
Passing	22-40-0	29-37-0
Passing Yards	251	328
Total Offense	70-268	68-467
Fumbles	0-0	1-1
Penalties	3-30	7-51
Interceptions	0-0	0-0
Punting	5-36.0	1-28.0
Punt Returns	0-0	1-10
Kickoff Returns	3-44	2-42
Time of Possession	31:17	28:43
Third Down Conversions	7-17	8-10
Fourth Down Conversions	1-2	0-1
Sacks By	2-9	9-73

INDIVIDUAL LEADERS

Rushing (Att-Yds-TD)-Utah: Smith 15-68-0, Ganther 6-34-1.
Pitt: Murphy 12-37-0.
Passing (Att-Comp-I-Yds-TD)-Utah: Smith 37-29-0-328-4.
Pitt: Palko 40-22-0-251-1.
Receiving (No-Yds-TD)-Utah: Warren 15-198-2, Savoy 7-70-0.
Pitt: Delsardo 9-109-0, Lee 7-93-1.
Punt Returns-Utah: Weddle 1-10. **Pitt:** none
Kickoff Returns-Utah: Walker 1-22, Nagahi 1-20. **Pitt:** Furman 3-44.
Utah Defensive Leaders-Tackles: Weddle 11, Hackenbruck 10.
Sacks: Hackenbruck 3-29, Ledbetter 2-13. **TFL:** Hackenbruck 3-29, Fifita 2-13, Ledbetter 2-13. **Interceptions:** none.

Bowl Game Summaries



2005 EMERALD BOWL

Georgia Tech	10	Inside The Game
Utah	38	<i>Utah erupts against the nation's 12th-ranked defense for an upset win over Georgia Tech.</i>
<i>San Francisco, Calif. - Dec. 29, 2005</i>		

SAN FRANCISCO—Brett Ratliff and Travis LaTendresse roasted the nation's No. 12-ranked defense and led Utah to a 38-10 upset win over No. 24 Georgia Tech in the Emerald Bowl.

The Utes jumped out to a 20-0 lead just minutes into the second quarter before Georgia Tech made a little run by scoring all 10 of its points. A field goal with 0:03 left in the first half would mark the end of Tech's scoring for the night, however.

Ratliff's 30 completions, 381 passing yards and four touchdowns shattered the Emerald Bowl records, as well as setting new school and Mountain West Conference bowl records. LaTendresse, the game's offensive MVP, burned the Georgia Tech secondary with a bowl-record 16 receptions for 214 yards and four scores.

Quinton Ganther rushed for 120 yards and a touchdown in his final game as a Ute. Utah's defense—every bit as dominating as the offense—was spearheaded by defensive MVP Eric Weddle's superb performance against Tech's All-America receiver Calvin Johnson. Weddle hounded Johnson into a two-catch, 19-yard game. Weddle rarely left the field—also playing quarterback and on special teams. Steve Tate led Utah with 10 tackles and picked off his first career interception, which he returned 45 yards.

SCORING BY QUARTERS	1	2	3	4	FINAL
Georgia Tech	0	10	0	0	10
Utah	13	7	3	15	38

SCORING SUMMARY

UU - LaTendresse 14 pass from Ratliff (Beardall kick failed) 12:26, 1st
 UU - LaTendresse 23 pass from Ratliff (Beardall kick) 3:59, 1st
 UU - LaTendresse 25 pass from Ratliff (Beardall kick) 14:30, 2nd
 GT - Cooper 31 pass from Ball (Bell kick) 9:25, 2nd
 GT - Bell 29 field goal, 0:03, 2nd
 UU - Beardall 23 field goal, 2:11, 3rd
 UU - LaTendresse 16 pass from Ratliff (Ratliff-LaTendresse pass) 11:44, 4th
 UU - Ganther 41 run (Beardall kick) 8:34, 4th

TEAM STATISTICS

	GT	UU
First Downs	20	31
Net Rushing	37-127	35-169
Passing	38-18-2	42-30-2
Passing Yards	258	381
Total Offense	75-385	77-550
Fumbles-Lost	0-0	1-0
Penalties	4-39	7-64
Interceptions-Yds	2-7	2-55
Punting	8-33.2	5-40.6
Punt Returns	2-(-2)	1-5
Kickoff Returns	6-115	3-61
Time of Possession	29:20	30:40
Third Down Conversions	7-18	5-13
Fourth Down Conversions	0-2	2-2
Sacks By	2-13	2-18

INDIVIDUAL LEADERS

Rushing (Att-Yds-TD)-Utah: Ganther 22-120-1, Weddle 3-23-0. **GT:** Daniels 20-109-0.

Passing (Att-Comp-Yds-TD)-Utah: Ratliff 41-30-1-381-4. **GT:** Ball 38-18-2-258-1.

Receiving (No-Yds-TD)-Utah: LaTendresse 16-214-4, Hernandez 8-75-0.

GT: Bilbo 4-103-0, Cooper 3-45-1.

Kickoff Returns-Utah: Richards 3-61. **GT:** Grant 5-104.

Punt Returns-Utah: Weddle 1-5. **GT:** Houston 2-(-2).

Utah Defensive Leaders-Tackles: Tate 10, Burnett 7, Toone 7.

Sacks: Burnett 1-10, Fifita 1-7. **TFL:** Fifita 2-12. **Interceptions:** Tate 1-45, Harper 1-10.



Heisman Trophy finalist Alex Smith shined in his final college game, completing 28-of-37 passes for 328 yards and four touchdowns in the 2005 Fiesta Bowl.



Travis LaTendresse, the 2005 Emerald Bowl offensive MVP, burned Georgia Tech's secondary with 16 receptions for 214 yards and four scores in a 38-10 Utah victory.



Bowl Game Summaries

INFORMATION

HERE'S UTAH

2023 OUTLOOK

PLAYER BIOS

COACHES & STAFF

SERIES HISTORY

2022 IN REVIEW

BOWL HISTORY

RECORD BOOK

2006 ARMED FORCES BOWL

Tulsa	13	Inside The Game <i>All-American Eric Weddle rushed for a TD and ended the game with an interception.</i>
Utah	25	
<i>Fort Worth, Texas - Dec. 23, 2006</i>		

FORT WORTH, Texas—Utah extended its bowl win streak to six in a row with a convincing 25-13 victory over Tulsa. In his last game as a Ute, consensus All-America defensive back Eric Weddle showed why he was considered the most versatile player in the nation. Weddle rushed for the game's final touchdown and then intercepted a pass on the last play of the game. He finished with six tackles, a half sack, a fumble recovery and an interception, while rushing for 56 yards and a touchdown. He also held for Utah's four field goals.

As good as Weddle was, the MVP honors went to sophomore kicker/punter Louie Sakoda, who made all four of his field goal attempts and a PAT to account for 13 of Utah's 25 points. Sakoda, who made a career-long 45-yard field goal on his first try, also kept Tulsa on its heels with his punting: He averaged 47.3 yards per punt and placed two of his three punts inside the Tulsa 20-yard line.

Brett Ratliff engineered a Utah offense that out-gained Tulsa 405-254. He completed 23-of-34 passes for 240 yards and a touchdown pass to Brent Casteel. Steve Tate led the defense with 10 tackles and a sack.

SCORING BY QUARTERS	1	2	3	4	FINAL
Tulsa	0	7	0	6	13
Utah	3	6	10	6	25

SCORING SUMMARY

- UU - Sakoda 45 field goal 1st, 7:50
- TUL - Smith 1 run (Tracy kick) 2nd, 13:00
- UU - Sakoda 39 field goal 2nd, 8:50
- UU - Sakoda 41 field goal 2nd, 0:00
- UU - Casteel 10 pass from Ratliff (Sakoda kick) 3rd, 11:51
- UU - Sakoda 34 field goal 3rd, 3:02
- TUL - Smith 1 run (kick failed) 4th, 10:54
- UU - Weddle 4 run (pass failed) 4th, 1:05

TEAM STATISTICS	TUL	UU
First Downs	13	22
Net Rushing	29-96	33-165
Passing	20-27-1	23-34-1
Passing Yards	158	240
Total Offense	56-254	67-405
Fumbles-Lost	2-1	1-1
Penalties	4-36	6-41
Interceptions-Yds	1-18	1-10
Punting	7-42.6	3-47.3
Punt Returns	1-70	5-10.8
Kickoff Returns	4-20.0	3-11.0
Time of Possession	28:10	31:50
Third Down Conversions	2-11	7-14
Fourth Down Conversions	2-2	0-0
Sacks By	1-8	2-19

INDIVIDUAL LEADERS

- Rushing (Att-Yds-TD)-Utah:** Casteel 7-66-0, Weddle 10-56-1.
- TUL:** Tennial 6-53-0; Adams 12-37-0.
- Passing (Att-Comp-1-Yds-TD)-Utah:** Ratliff 34-23-1-240-1; **TUL:** Smith 27-20-1-158-0.
- Receiving (No-Yds-TD)-Utah:** Hernandez 8-55-0, Richards 7-69-0.
- TUL:** Adams 9-63-0, Moss 4-31-0.
- Kickoff Returns-Utah:** McCain 3-33. **TUL:** Grooms 2-41, Taylor 2-39.
- Punt Returns-Utah:** Wilson 4-50. **TUL:** Moss 1-7.
- Utah Defensive Leaders-Tackles:** Tate 10, Weddle 6, Burnett 5.
- Sacks:** Tate 1-10. **TFL:** Burnett 2-4, Lefiti 1.5-5.
- Interceptions:** Weddle 1-10.

2007 POINSETTIA BOWL

Utah	35	Inside The Game <i>Joe Dale gets a pick after Navy scores a TD in the final minute and recovers the onside kick.</i>
Navy	32	
<i>San Diego, Calif. - Dec. 20, 2007</i>		

SAN DIEGO—Poinsettia Bowl offensive MVP Brian Johnson put on a second-half passing clinic, defensive MVP Joe Dale made a game-saving interception with less than a minute remaining, and Utah edged Navy 35-32 in the first bowl game of the season.

Stymied on the ground in the first half, Utah turned to Johnson's arm after the break. He connected on 20 of his final 22 pass attempts including 11 straight completions. Johnson also rushed for 69 yards and a touchdown.

A 28-point second half rallied Utah to a 35-25 lead with 1:27 remaining in the game. But Navy struck back with a 58-yard pass play to narrow the gap to 35-32. The Midshipmen recovered their onside kick and advanced into Utah territory before Dale's first career interception on the 31-yard line sealed a Ute victory.

Dale finished with a career-high 12 tackles. Paul Kruger added 10 tackles and a sack. Darrell Mack rushed for 76 yards and two touchdowns.

SCORING BY QUARTERS	1	2	3	4	FINAL
Utah	0	7	14	14	35
Navy	0	10	7	15	32

SCORING SUMMARY

- UU - Mack 5 run (Sakoda kick), 8:42, 2nd
- NV - Kaheaku-Enhada 1 run (Bullen kick), 5:14, 2nd
- NV - Bully 39 field goal, 0:28, 2nd
- NV - Kettani 43 run (Bullen kick), 11:52, 3rd
- UU - Brooks 23 run (Sakoda kick) 4:47, 3rd
- UU - Richards 40 pass from Johnson (Sakoda kick), 1:12, 3rd
- UU - Johnson 19 run (Sakoda kick), 12:47, 4th
- NV - White 10 pass from Kaheaku-Enhada (Kaheaki-Enhada rush), 8:48, 4th
- UU - Mack 1 run (Sakoda kick), 1:27, 4th
- NV - Singleton 58 pass from Kaheaku-Enhada (Bullen kick), 0:57, 4th

TEAM STATISTICS	UU	NAVY
First Downs	26	21
Net Rushing	213	316
Passing	22-27-1	7-14-1
Passing Yards	238	122
Total Offense	451	438
Fumbles-Lost	1-1	4-2
Penalties	4-37	4-21
Interceptions-Yds	1-0	1-20
Punting	4-34.5	3-45.7
Punt Returns	1-5	0-0
Kickoff Returns	6-126	6-136
Time of Possession	33:34	27:26
Third Down Conversions	7-14	6-16
Fourth Down Conversions	1-2	1-3
Sacks By	1-6	0-0

INDIVIDUAL LEADERS

- Rushing (Att-Yds-TD)-Utah:** Mack 22-76-2, Johnson 11-69-1.
- Navy:** Kettani 12-125-1.
- Passing (Att-Comp-1-Yds-TD)-Utah:** Johnson 36-20-1-226-1.
- Navy:** Kaheaku-Enhada 14-7-1-122-2.
- Receiving (No-Yds-TD)-Utah:** Hernandez 5-63-0, Richards 4-61-1.
- Navy:** Singleton 2-64-1.
- Kickoff Returns-Utah:** Brooks 5-126. **Navy:** Campbell 5-117.
- Punt Returns-Utah:** Richards 1-5. **Navy:** None.
- Utah Defensive Leaders-Tackles:** Dale 12, Kruger 10, Misi 9. **Sacks:** Kruger 1-6.
- TFL:** Kruger 1.5-7, Burnett 1-4, Jiannoni 1-2. **Interceptions:** Dale 1-0.



Bowl Game Summaries

2009 SUGAR BOWL - BOWL CHAMPIONSHIP SERIES

Utah 31 | **Inside The Game**
Alabama 17 | *Utah scores on its first three possessions as it thumps favored Alabama.*
New Orleans, La. - Jan. 2, 2009

NEW ORLEANS—No. 7-ranked Utah, playing in its second BCS bowl game in five years, stomped heavily favored and No. 4-ranked Alabama 31-17.

The Utes, who finished as the only undefeated FBS team in the nation, scored on their first three possessions to take a 21-0 first quarter lead. Alabama made a run in the second and third quarters, trimming Utah's lead to 21-17, but could not find the end zone for the final 25 minutes.

Sugar Bowl MVP Brian Johnson feasted on the nation's No. 3-ranked defense, completing 27-of-41 passes for 336 yards and three touchdowns. Freddie Brown had a career-high 125 receiving yards, and Bradon Godfrey, David Reed and Brent Casteel all caught TD passes.

The Ute defense was just as overpowering, sacking Alabama QB John Parker Wilson eight times (three by Stevenson Sylvester) and intercepting him twice (both by Robert Johnson). Utah also stymied a Tide run game that was averaging 196 yards per game, but could get just 31 against the Utes. Sylvester and Mike Wright had seven tackles each. Kefa Gaison and Sean Smith combined for 12 tackles and three sacks.

SCORING BY QUARTERS	1	2	3	4	FINAL
Utah	21	0	7	3	31
Alabama	0	10	7	0	17

SCORING SUMMARY

- UU - Casteel 7 pass from Johnson (Sakoda kick), 11:02, 1st
- UU - Asiata 2 run (Sakoda kick), 8:57, 1st
- UU - Godfrey 18 pass from Johnson (Sakoda kick) 4:01, 1st
- UA - Tiffin 52 field goal, 14:55, 2nd
- UA - Arenas 73 punt return (Tiffin kick), 5:28, 2nd
- UA - Coffee 4 pass from Wilson (Tiffin kick), 11:41, 3rd
- UU - Reed 28 pass from Johnson (Sakoda kick), 10:04, 3rd
- UU - Sakoda 28 field goal, 2:49, 4th

TEAM STATISTICS

	UU	UA
First Downs	22	15
Net Rushing	13	31
Passing	27-41-0	18-30-2
Passing Yards	336	177
Total Offense	349	208
Fumbles-Lost	3-1	1-1
Penalties	10-91	7-67
Interceptions-Yds	2-7	0-0
Punting	6-271	4-166
Punt Returns	1-2	1-73-1
Kickoff Returns	4-93	6-149
Time of Possession	28:42	31:18
Third Down Conversions	6-14	4-13
Fourth Down Conversions	0-0	0-0
Sacks By	8-53	2-10

INDIVIDUAL LEADERS

- Rushing (Att-Yds-TD)-Utah:** Asiata 13-29-1, Mack 4-8-0, Johnson 4-(-15)-0.
- UA:** Coffee 13-36-0, Ingram 8-26-0, Wilson 12-(-31)-0.
- Passing (Comp-Att-I-Yds-TD)-Utah:** Johnson 27-41-0-336-3.
- UA:** Wilson 18-30-2-177-1.
- Receiving (No-Yds-TD)-Utah:** Brown 12-125-0, Godfrey 6-75-1, Brooks 4-45-0, Reed 2-58-1, Casteel 1-17-1, Mack 1-14-0, Sampson 1-2-0.
- UA:** Jones 7-77-0, Coffee 4-40-1, Walker 3-25-0, Stover 1-15-0.
- Kickoff Returns-Utah:** Reed 2-47, Casteel 2-46. **UA:** Arenas 5-134, Huber 1-15.
- Punt Returns-Utah:** Rice 1-2. **UA:** Arenas 1-73-1.
- Utah Defensive Leaders-Tackles:** Sylvester 7, Wright 7, Gaison 6, Smith 6.
- Sacks:** Sylvester 3-16, Gaison 2-12, Eliapo 1-11, Smith 1-10.
- TFL:** Sylvester 3-16, Gaison 2-12, Eliapo 1-11, Smith 1-10. **Interceptions:** R. Johnson 2-7.



MVP Brian Johnson threw for 336 yards and three scores as Utah took down Alabama in the 2009 Sugar Bowl and finish No. 2 in the final Associated Press Poll.



Defensive MVP Joe Dale made an interception with less than a minute remaining to preserve Utah's 35-32 win over Navy in the 2007 Poinsettia Bowl.

INFORMATION

HERE'S UTAH

2023 OUTLOOK

PLAYER BIOS

COACHES & STAFF

SERIES HISTORY

2022 IN REVIEW

BOWL HISTORY

RECORD BOOK



Bowl Game Summaries

INFORMATION

HERE'S UTAH

2023 OUTLOOK

PLAYER BIOS

COACHES & STAFF

SERIES HISTORY

2022 IN REVIEW

BOWL HISTORY

RECORD BOOK

2009 POINSETTIA BOWL

Utah	37	Inside The Game <i>Trailing 14-0, Utes score 27 straight points and cruise to ninth-straight bowl win.</i>
California	27	
<i>San Diego, Calif. - Dec. 23, 2009</i>		

SAN DIEGO—After spotting Cal a 14-0 first-quarter lead, No. 23 Utah scored 27 straight points and cruised to a 37-27 victory in the Poinsettia Bowl. Utah extended the nation's longest active bowl win streak to nine games with the win.

Freshman quarterback Jordan Wynn initiated the comeback after throwing an interception that Cal returned for a touchdown. Wynn recovered quickly and finished with 338 passing yards, three touchdowns and the Offensive MVP trophy.

Defensive MVP honors went to Stevenson Sylvester, who led Utah with eight tackles, and whose interception and 27-yard return for a touchdown in the fourth quarter gave Utah a 37-21 lead and doused any Cal hopes for a comeback. Also intercepting a fourth-quarter pass was Robert Johnson. Utah's defense was in the Cal backfield for most of the night, recording four sacks and nine tackles for loss.

For the offense, David Reed set school records for receptions and receiving yards in a season by catching six passes for 103 yards, while freshman tight end Kendrick Moeai made two touchdown grabs.

SCORING BY QUARTERS	1	2	3	4	FINAL
Utah	7	17	3	10	37
California	14	0	7	6	27

SCORING SUMMARY

- UC - Vereen 36 run (D'Amato kick), 6:06, 1st
- UC - Young 31 interception return (D'Amato kick), 5:55, 1st
- UU - Moeai 6 pass from Wynn (Phillips kick), 1:35, 1st
- UU - Phillips 28 field goal, 9:31, 2nd
- UU - Moeai 15 pass from Wynn (Phillips kick), 4:58, 2nd
- UU - Brooks 21 pass from Wynn (Phillips kick), 0:43, 2nd
- UU - Phillips 29 field goal, 3:13, 3rd
- UC - Vereen 1 run (D'Amato kick), 0:39, 3rd
- UU - Phillips 25 field goal, 13:05, 4th
- UU - Sylvester 27 interception return (Phillips kick), 5:27, 4th
- UC - Ross 24 pass from Riley (Riley pass failed), 1:46, 4th

TEAM STATISTICS

	UU	CAL
First Downs	20	17
Net Rushing	35-51	28-96
Passing	26-37-1	20-36-2
Passing Yards	338	310
Total Offense	72-389	64-214
Fumbles-Lost	0-0	1-1
Penalties	5-35	4-33
Interceptions-Yds	2-27-1	1-31-1
Punting	5-198	7-251
Punt Returns	3-2	0-0
Kickoff Returns	4-111	7-135
Time of Possession	35:19	24:41
Third Down Conversions	4-15	3-14
Fourth Down Conversions	1-2	2-2
Sacks By	4-24	3-9

INDIVIDUAL LEADERS

- Rushing (Att-Yds-TD)-Utah:** Wide 21-37-0, Shakerin 7-27-0.
- Cal:** Vereen 20-122-2.
- Passing (Comp-Att-I-Yds-TD)-Utah:** Wynn 26-36-1-338-3.
- Cal:** Riley 20-36-2-214-1.
- Receiving (No-Yds-TD)-Utah:** Brooks 7-76-1, Reed 6-103-0, Wide 4-83-0, Matthews 3-20-0, Moeai 2-21-2.
- Cal:** Miller 5-55-0, Marvin 5-44-0.
- Kickoff Returns-Utah:** Smithson 2-76, Christopher 1-21.
- Cal:** Sofele 6-121.
- Punt Returns-Utah:** Smithson 3-2. **Cal:** None.
- Utah Defensive Leaders-Tackles:** Sylvester 8, Siliga 6, Misi 6.
- Sacks:** Gaison 1.5-9, Chapman 1-7, Siliga 1-6, Misi 0.5-2.
- TFL:** Burton 2-3, Gaison 1.5-9. **Interceptions:** Sylvester 1-27-1, Johnson 1-0.

2010 LAS VEGAS BOWL

Utah	3	Inside The Game <i>Utes fall in battle of top 20 teams as bowl winning streak comes to an end.</i>
Boise State	26	
<i>Las Vegas, Nev. - Dec. 22, 2010</i>		

LAS VEGAS—Utah's defense started fast, but the offense led by backup quarterback Terrance Cain couldn't keep pace and Utah lost 26-3 to 10th-ranked Boise State in the Las Vegas Bowl.

On the game's first drive, Lamar Chapman sacked Bronco quarterback Kellen Moore, jarring loose the ball, which was recovered by Neli A'asa at the BSU 20-yard line. Utah couldn't capitalize on its field position and first-team all-Mountain West Conference kicker Joe Phillips missed a 39-yard field goal—his first miss inside 40 yards all season.

Other key defensive plays in Boise's scoreless first quarter included forcing the Broncos to punt, stopping them on downs and an interception by Chaz Walker that he returned to the BSU 32-yard line. The interception set up Utah's only score of the day—a 44-yard field goal by Phillips. Utah would not score again while mustering just 200 yards in total offense. Walker led Utah with 10 tackles, an interception and a forced fumble, while Chapman added nine stops, a sack and a forced fumble.

SCORING BY QUARTERS	1	2	3	4	FINAL
Utah	3	0	0	0	3
Boise State	0	16	7	3	26

SCORING SUMMARY

- UU - Phillips 44 field goal, 0:56, 1st
- BS - Martin 84 run (Brotzman kick) 8:39, 2nd
- BS - Brotzman 29 field goal, 2:27, 2nd
- BS - Shoemaker 26 pass from Moore (pass failed) 0:18, 2nd
- BS - Pettis 18 pass from Moore (Brotzman kick) 8:18, 3rd
- BS - Brotzman 21 field goal, 8:49, 4th

TEAM STATISTICS

	UU	BS
First Downs	8	23
Net Rushing	29-107	37-202
Passing	10-24-0	29-40-1
Passing Yards	93	341
Total Offense	200	543
Fumbles-Lost	3-3	4-3
Penalties	10-83	3-29
Interceptions-Yds	1-24	0-0
Punting	5-41.2	1-47.0
Punt Returns	1-0	1-15
Kickoff Returns	6-146	2-33
Time of Possession	26:50	33:10
Third Down Conversions	2-13	8-18
Sacks By	1-7	4-21

INDIVIDUAL LEADERS

- Rushing (Att-Yds-TD)-Utah:** Wide 6-34-0, Smithson 3-32-0.
- BS:** Martin 14-147-1, Avery 12-55-0.
- Passing (Comp-Att-I-Yds-TD)-Utah:** Cain 10-24-0-93-0.
- BS:** Moore 28-38-1-339-2.
- Receiving (No-Yds-TD)-Utah:** Smithson 3-56-0, Wide 3-21-0.
- BS:** Pettis 12-147-1, Young 6-64-0.
- Kickoff Returns-Utah:** Dunn 2-57, Taplin-Ross 2-53.
- BS:** Avery 1-19, Young 1-14.
- Punt Returns-Utah:** Smithson 1-0. **BS:** Potter 1-15.
- Utah Defensive Leaders-Tackles:** Walker 10, Chapman 9.
- Sacks:** Chapman 1-7, Cox 1-1. **TFL:** Chapman 1-7, Cox 1-1.
- Interceptions:** Walker 1-24.



Bowl Game Summaries

2011 SUN BOWL

Georgia Tech 27
Utah (OT) 30

Inside The Game

Utah win their first overtime bowl game after rallying from a 14-point deficit in the fourth quarter.

El Paso, Texas - Dec. 31, 2011

EL PASO, Texas—John White capped a record-setting season with an 8-yard touchdown run to lift Utah to a 30-27 overtime win over Georgia Tech in the Sun Bowl.

White, the game's MVP, rushed for 115 yards to raise his season total to 1,519 yards and break a school record set back in 1982.

Utah, which trailed 24-10 after three quarters, outscored Tech 14-0 in the fourth quarter to send the game into OT. Jon Hays hit Kendrick Moeai with a 3-yard pass for the first score and then found DeVonte Christopher for a 28-yard TD strike on fourth-and-14 for the game-tying touchdown. Christopher also was named Special Teams MVP for his 97 yards in kickoffs.

Sun Bowl Most Valuable Lineman Star Lotulelei had six tackles and a fumble recovery and Chaz Walker led Utah with 15 tackles and a TFL.

SCORING BY QUARTERS	1	2	3	4	OT	FINAL
Georgia Tech	0	7	17	0	3	27
Utah	7	3	0	14	6	30

SCORING SUMMARY

UU - Asiata 1 pass from Hays (Petersen kick), 9:54, 1st

GT - Lyons 36 run (Moore kick), 11:39, 2nd

UU - Petersen 25 field goal, 00:15, 2nd

GT - Moore 32 field goal, 10:27, 3rd

GT - Hill 31 pass from Washington (Moore kick), 4:43, 3rd

GT - Nealy 74 interception return (Moore kick), 4:15, 3rd

UU - Moeai 3 pass from Hays (Petersen kick), 6:50, 4th

UU - Christopher 28 pass from Hays (Petersen kick), 1:32, 4th

GT - Moore 34 field goal, OT

UU - White 8 run, OT

TEAM STATISTICS

	GT	UU
First Downs	19	14
Net Rushing	57-312	32-144
Passing	11-15-0	15-32-1
Passing Yards	137	193
Total Offense	72-449	64-337
Fumbles-Lost	4-1	2-0
Penalties	4-30	4-20
Interceptions-Yds	1-74-1	0-0
Punting	5-228	8-396
Punt Returns	1-10	2-41
Kickoff Returns	2-36	3-115
Time of Possession	33:58	26:02
Third Down Conversions	8-18	4-15
Fourth Down Conversions	0-0	2-2
Sacks By	2-13	0-0

INDIVIDUAL LEADERS

Rushing (Att-Yds-TD)-Utah: White 26-115-1, Dunn 2-37-0.

GT: Lyons 18-138-1, Washington 21-97-0, Peeples 9-59-0.

Passing (Comp-Att-I-Yds-TD)-Utah: Hays 15-31-1-193-3, Christopher 0-1-0-0-0.

GT: Washington 11-15-0-137-1.

Receiving (No-Yds-TD)-Utah: Asiata 5-57-1, Christopher 4-74-1, Matthews 1-31-0, Rolf 1-20-0, Moeai 2-8-1.

GT: Melton 3-19-0, Jones 3-17-0, Hill 2-35-1, Peeples 1-58-0.

Kickoff Returns-Utah: Christopher 2-97, Dunn 1-18. **GT:** Peeples 2-36.

Punt Returns-Utah: McNabb 2-41. **GT:** Thomas 1-10.

Utah Defensive Leaders-Tackles: Walker 15, Martinez 11, Finau 10, Shelby 10.

Sacks: None. **TFL:** Walker 1-2, Finau 1-1, Shelby 1-1, Blechen 1-1, Rowe 1-1.

Interceptions: None.



Stevenson Sylvester led the defense with eight tackles and returned an interception 27 yards for a touchdown in Utah's win over the Cal Bears in the 2009 Poinsettia Bowl.



Running back John White's record-breaking season ended with an eight-yard touchdown run to give Utah an overtime victory over Georgia Tech in the 2011 Sun Bowl.

INFORMATION

HERE'S UTAH

2023 OUTLOOK

PLAYER BIOS

COACHES & STAFF

SERIES HISTORY

2022 IN REVIEW

BOWL HISTORY

RECORD BOOK



Bowl Game Summaries

INFORMATION

HERE'S UTAH

2023 OUTLOOK

PLAYER BIOS

COACHES & STAFF

SERIES HISTORY

2022 IN REVIEW

BOWL HISTORY

RECORD BOOK

2014 LAS VEGAS BOWL

Utah	45	Inside The Game
Colorado State	10	<i>Relentless ground game and stingy defense help Utes roll over a former league rival.</i>
<i>Las Vegas, Nev. - Dec. 20, 2014</i>		

LAS VEGAS—Bowl MVP Travis Wilson passed for 158 yards and a touchdown and rushed for 91 yards and three scores to lead Utah to a 45-10 rout of Colorado State.

Devontae Booker rushed for 162 yards and a touchdown and Kaelin Clay led the receivers with 63 yards.

Utah's defense kept the Rams out of the end zone for the final three quarters, stuffed the CSU run game to the tune of 12 net yards and allowed just one third down conversion in 10 attempts. Jared Norris had eight tackles, while Jason Fanaika, Pita Taumoepeu and Nate Orchard all recorded sacks.

The win moved Utah head coach Kyle Whittingham to 8-1 in bowl games and tied him with John Robinson (8-1 at USC/UNLV) for the best bowl winning percentage (.889) in NCAA history (minimum 7 wins).

SCORING BY QUARTERS	1	2	3	4	FINAL
Utah	21	3	7	14	45
Colorado	10	0	0	0	10

SCORING SUMMARY

- UU - Wilson 8 run (Phillips kick), 12:37, 1st
- UU - McClellon 16 pass from Wilson (Phillips kick), 8:29, 1st
- CS - Grayson 39 pass from Lovett (Roberts kick), 5:42, 1st
- UU - Booker 60 run (Phillips kick), 5:30, 1st
- CS - Roberts 41 field goal, 2:09, 1st
- UU - Phillips 38 field goal, 8:25, 2nd
- UU - Wilson 15 run (Phillips kick), 4:12, 3rd
- UU - Wilson 12 run (Phillips kick), 13:23, 4th
- UU - Poole 10 run (Phillips kick), 12:28, 4th

TEAM STATISTICS	UU	CS
First Downs	29	13
Net Rushing	48-359	19-12
Passing	19-29-1	21-35-1
Passing Yards	189	266
Total Offense	77-548	54-278
Fumbles-Lost	0-0	2-1
Penalties	7-68	7-68
Interceptions-Yds	1-13	1-0
Punting	3-117	7-308
Punt Returns	2-(-8)	1-(-2)
Kickoff Returns	2-26	7-127
Time of Possession	33:56	26:04
Third Down Conversions	9-14	1-10
Fourth Down Conversions	0-1	0-0
Sacks By	3-23	0-0

INDIVIDUAL LEADERS

- Rushing (Att-Yds-TD)-Utah:** Booker 26-162-1, Wilson 11-91-3, McCormick 5-86-0, Poole 3-12-1. **CS:** Hart 7-21-0.
- Passing (Comp-Att-I-Yds-TD)-Utah:** Wilson 17-26-1-158-1. **CS:** Grayson 20-34-1-227-0.
- Receiving (No-Yds-TD)-Utah:** Scott 6-61-0, Clay 4-63-0, Booker 4-24-0. **CS:** Higgins 7-110-0, Williams 3-49-0.
- Kickoff Returns-Utah:** Clay 1-14, Henderson 1-12. **CS:** Gaines 6-115.
- Punt Returns-Utah:** Clay 2-(-8). **CS:** Hodges 1-(-2).
- Utah Defensive Leaders-Tackles:** Norris 8, M. Williams 5.
- Sacks:** Fanaika 1-10, Taumoepeu 1-8, Orchard 1-5.
- TFL:** Fanaika 1-10, Taumoepeu 1-8, Orchard 1-5.
- Interceptions:** Hale 1-13.

2015 LAS VEGAS BOWL

BYU	28	Inside The Game
Utah	35	<i>Defense forces five turnovers and returns a pair of interceptions for touchdowns.</i>
<i>Las Vegas, Nev. - Dec. 19, 2015</i>		

LAS VEGAS—Utah forced five-straight BYU turnovers in the first quarter—scoring touchdowns off all of them—and then held on to beat the Cougars 35-28.

Tevin Carter intercepted two passes during that stretch, returning one for a touchdown, and was named the game's Most Valuable Player. Also contributing to the flurry of BYU turnovers were Kylie Fitts and Gianni Paul, who forced and recovered a fumble on the first series of the game, Dominique Hatfield (interception), and Lowell Lotulelei and Stevie Tu'ikolovatu, who forced and recovered the fumble that set up Utah's final touchdown.

Joe Williams rushed for 91 yards and two touchdowns and Travis Wilson scored on a 20-yard rush.

SCORING BY QUARTERS	1	2	3	4	FINAL
BYU	0	7	7	14	28
Utah	35	0	0	0	35

SCORING SUMMARY

- UU - J. Williams 1 run (Phillips kick), 10:59, 1st
- UU - Carter 28 interception return (Phillips kick), 10:42, 1st
- UU - J. Williams 1 run (Phillips kick), 9:01, 1st
- UU - Hatfield 46 interception return (Phillips kick), 7:29, 1st
- UU - Wilson 20 run (Phillips kick), 4:38, 1st
- BYU - Peck 3 pass from Mangum (Samson kick), 00:36, 2nd
- BYU - Bernard 10 run (Samson kick), 10:02, 3rd
- BYU - Kurtz 5 pass from Mangum (Samson kick), 10:33, 4th
- BYU - Mangum 4 run (Samson kick), 3:23, 4th

TEAM STATISTICS

	BYU	UU
First Downs	21	14
Net Rushing	25-71	47-126
Passing	25-56-3	9-16-0
Passing Yards	315	71
Total Offense	81-386	63-197
Fumbles-Lost	2-2	0-0
Penalties	6-54	7-76
Interceptions-Yds	0-0	3-107-2
Punting	4-156	6-297
Punt Returns	2-13	0-0
Kickoff Returns	5-111	1-22
Time of Possession	26:52	33:08
Third Down Conversions	8-17	5-15
Fourth Down Conversions	2-2	2-4
Sacks By	3-18	4-20

INDIVIDUAL LEADERS

- Rushing (Att-Yds-TD)-Utah:** J. Williams 25-91-2, Wilson 15-23-1, Hackett 1-21-0. **BYU:** Bernard 7-58-1, Brown 5-12-0, Mangum 11-21-3.
- Passing (Comp-Att-I-Yds-TD)-Utah:** Wilson 9-16-0-71-0. **BYU:** Mangum 25-56-3-315-2.
- Receiving (No-Yds-TD)-Utah:** J. Williams 2-22-0, Handley 2-16-0, Smith 1-15-0. **BYU:** Houk 6-68-0, Juergens 5-55-0, Kurtz 4-56-1, Blackmon 3-97-0.
- Kickoff Returns-Utah:** Covey 1-22. **BYU:** Burt 5-111.
- Punt Returns-Utah:** None. **BYU:** Shelton 2-13.
- Utah Defensive Leaders-Tackles:** Paul 8, Thomas 6, Hatfield 5, Fauonuku 5.
- Sacks:** Fauonuku 1.0-8, Fanaika 1.0-8, Dimick 1.0-3, Fitts 1.0-1.
- TFL:** Mokofisi 2.0-5, Fauonuku 1.0-8, Fanaika 1.0-8, Paul 1.0-4.
- Interceptions:** Carter 2-61-1, Hatfield 1-46-1.

Bowl Game Summaries



2016 FOSTER FARMS BOWL

Indiana	24	Inside The Game
Utah	26	<i>Andy Phillips boots four field goals to back up Joe Williams' 200-yard rushing effort.</i>

Santa Clara, Calif. - Dec. 28, 2016

SANTA CLARA, Calif.—Foster Farms Bowl MVP Joe Williams ran for 222 yards and a touchdown and Andy Phillips kicked a 27-yard field goal with 1:24 to play to lead Utah past Indiana, 26-24.

After Indiana took a 24-23 lead with 10:10 on the clock, Williams put the team on his back—rushing four times for 64 yards to set up Phillips' game-winning kick. Phillips, who was 4-of-4 in field goals, scored all of Utah's second-half points with makes of 48, 41 and 27 yards.

Utah forced three IU turnovers, including an interception by Marcus Williams. Kavika Luafatasaga had a career-high 12 tackles (2 TFL) and had a pass breakup on the final play of the game.

SCORING BY QUARTERS	1	2	3	4	FINAL
Indiana	7	10	0	7	24
Utah	10	7	6	3	26

SCORING SUMMARY

IND - Paige 7 pass from Lagow (Oakes kick), 14:08, 1st
 UU - Phillips 30 field goal, 9:30, 1st
 UU - J. Williams 16 run (Phillips kick), 8:41, 1st
 UU - Huntley 1 run (Phillips kick), 9:14, 2nd
 IND - Oakes 24 field goal, 4:33, 2nd
 IND - Westbrook 36 pass from Diamont (Oakes kick), 1:38, 2nd
 UU - Phillips 48 field goal, 5:40, 3rd
 UU - Phillips 41 field goal, 00:30, 3rd
 IND - Redding 3 run (Oakes kick), 10:10, 4th
 UU - Phillips 27 field goal, 1:24, 4th

TEAM STATISTICS

	IND	UU
First Downs	22	21
Net Rushing	37-117	52-256
Passing	15-40-1	12-24-1
Passing Yards	224	214
Total Offense	77-341	76-470
Fumbles-Lost	2-2	4-3
Penalties	4-24	9-86
Interceptions-Yds	1-0	1-0
Punting	6-255	4-174
Punt Returns	2-12	5-35
Kickoff Returns	6-129	2-19
Time of Possession	24:37	35:23
Third Down Conversions	6-15	7-16
Fourth Down Conversions	1-1	1-1
Sacks By	5-30	3-23

INDIVIDUAL LEADERS

Rushing (Att-Yds-TD)-Utah: J. Williams 26-222-1, Huntley 8-23-1, Moss 6-19-0.

IND: Redding 17-72-1, Brookins 12-53-0.

Passing (Comp-Att-I-Yds-TD)-Utah: T. Williams 11-23-1-178-0, Huntley 1-1-0-36-0.

IND: Lagow 14-39-1-188-1, Diamont 1-1-0-36-1.

Receiving (No-Yds-TD)-Utah: Simpkins 4-58-0, Patrick 2-27-0, J. Williams 1-56-0, Fulks 1-36-0, S. Wilson 1-14-0.

IND: Westbrook 5-80-1, Paige 4-42-1, Jones 3-65-0.

Kickoff Returns-Utah: Fulks 2-19. **IND:** D. Williams 5-110, Brookins 1-19.

Punt Returns-Utah: Hobbs 5-35. **IND:** Paige 2-12.

Utah Defensive Leaders-Tackles: Luafatasaga 12, Tauteoli 10.

Sacks: Taumoepenu 2.0-14, Mokofisi 1.0-9.

TFL: Taumoepenu 2.0-14, Luafatasaga 2.0-10, Mokofisi 1.0-9.

Interceptions: M. Williams 1.



Devontae Booker rushed for 162 yards and a touchdown as Utah overwhelmed Colorado State 45-10 in the 2014 Las Vegas Bowl.



Tevin Carter earned MVP honors after recording two interceptions and returning one for a touchdown in the Utes' 35-28 victory over BYU in the 2015 Las Vegas Bowl.

INFORMATION

HERE'S UTAH

2023 OUTLOOK

PLAYER BIOS

COACHES & STAFF

SERIES HISTORY

2022 IN REVIEW

BOWL HISTORY

RECORD BOOK



Bowl Game Summaries

INFORMATION

HERE'S UTAH

2023 OUTLOOK

PLAYER BIOS

COACHES & STAFF

SERIES HISTORY

2022 IN REVIEW

BOWL HISTORY

RECORD BOOK

2017 HEART OF DALLAS BOWL

Utah	30	Inside The Game
West Virginia	14	<i>Utah dominates as Zack Moss rushes for 150 yards and Julian Blackmon has two picks.</i>
<i>Dallas, Texas - Dec. 26, 2017</i>		

DALLAS—Utah pummeled West Virginia 30-14 in the Heart of Dallas Bowl, dominating every phase of the game. Zack Moss rushed for 150 yards—just three yards short of the Mountaineers' total yardage—and bowl MVP Julian Blackmon's two interceptions highlighted a big day by the Ute defense.

Moss erupted for a 58-yard touchdown run early in the first quarter for a 7-0 Ute lead. The Utes kept their foot on the gas in the second quarter on a Tyler Huntley TD run and a field goal by Lou Groza Award winner Matt Gay, who finished 3-of-3 on the day. Utah scored 13 points off four turnovers, which included Blackmon's picks and two fumble recoveries by Cody Barton.

The Utes emptied the bench late in the game and the Mountaineers scored their only touchdown with 1:58 remaining.

SCORING BY QUARTERS	1	2	3	4	FINAL
Utah	7	10	0	13	30
West Virginia	0	3	3	8	14

SCORING SUMMARY

- UU - Moss 58 run (Gay kick), 11:37, 1st
- WVU - Staley 28 field goal, 13:09, 2nd
- UU - Huntley 2 run (Gay kick), 5:46, 2nd
- UU - Gay 29 field goal, 1:08, 2nd
- WVU - Staley 26 field goal, 6:43, 3rd
- UU - Huntley 2 run (Gay kick), 13:59, 4th
- UU - Gay 26 field goal, 11:38, 4th
- UU - Gay 24 field goal, 4:15, 4th
- WVU - White 18 pass Chugunov (Wesco pass McKoy), 1:58, 4th

TEAM STATISTICS

	UU	WVU
First Downs	19	6
Net Rushing	53-197	21-29
Passing	12-27-0	10-30-2
Passing Yards	165	124
Total Offense	80-362	51-153
Fumbles-Lost	2-2	2-2
Penalties	5-32	5-51
Interceptions-Yds	2-24	0-0
Punting	6-247	9-424
Punt Returns	4-46	1(-7)
Kickoff Returns	3-39	7-168
Time of Possession	38:34	21:26
Third Down Conversions	6-19	2-14
Fourth Down Conversions	2-3	1-1
Sacks By	2-10	7-47

INDIVIDUAL LEADERS

- Rushing (Att-Yds-TD)-Utah:** Moss 20-150-1, Huntley 25-57-2, Henry-Cole 2-13-0. **WVU:** McKoy 14-31-0, Wellman 2-6-0.
- Passing (Comp-Att-I-Yds-TD)-Utah:** Huntley 12-26-0-165-0, Simpkins 0-1-0-0-0. **WVU:** Chugunov 9-28-2-129-1, McKoy 1-1-0(-5)-0, Jennings 0-1-0-0-0.
- Receiving (No-Yds-TD)-Utah:** Carrington 4-62-0, Singleton 2-52-0, Simpkins 2-17-0, Nacua 1-23-0, Moss 1-9-0. **WVU:** Jennings 3-66-0, Simms 3-33-0, White 3-26-1, McKoy 1(-1)-0.
- Kickoff Returns-Utah:** Simpkins 3-39. **WVU:** Simms 4-124, Bush 1-25, Pettaway 2-19.
- Punt Returns-Utah:** Hobbs 3-46. **WVU:** Simms 1(-7).
- Utah Defensive Leaders-Tackles:** Thompson 6, Luafatasaga 6, Lotulelei 4.
- Sacks:** Lotulelei 1.5-10, Luafatasaga 0.5-0.
- TFL:** Lotulelei 2.5-11, Afia 1.0-5, Luafatasaga 0.5-0.
- Interceptions:** Blackmon 2-24.

2018 HOLIDAY BOWL

Northwestern	31	Inside The Game
Utah	20	<i>Early lead slips away as turnovers derail Utah's bid for victory in first Holiday Bowl appearance.</i>
<i>San Diego, Calif. - Dec. 31, 2018</i>		

SAN DIEGO—Utah jumped to a 20-3 first half lead only to commit a flurry of third-quarter turnovers that allowed Northwestern to charge back for a 31-20 win in the Holiday Bowl.

All four of Utah's turnovers in the third quarter (2 interceptions, 2 lost fumbles) resulted in Wildcat touchdowns. Neither team scored in the fourth quarter. Jason Shelley finished the game 27-of-45 passing for a career-high 302 yards and two touchdowns, but turned the ball over three times on two interceptions and a fumble. Receiver Jaylen Dixon had 114 yards and a touchdown reception, but also lost a fumble in the third quarter.

In their final game as Utes, senior safeties Corrian Ballard (10 tackles, 2.5 TFL, 1.0 sack) and Marquise Blair (9 tackles, 1 INT) led the defense.

SCORING BY QUARTERS	1	2	3	4	FINAL
Northwestern	0	3	28	0	31
Utah	14	6	0	0	20

SCORING SUMMARY

- UU - Dixon 27 pass Shelley (Gay kick), 5:48, 1st
- UU - Jackson 4 pass Shelley (Gay kick), 1:40, 1st
- NU - Kuhbander 21 field goal, 8:42, 2nd
- UU - Gay 32 field goal, 3:57, 2nd
- UU - Gay 20 field goal, 0:05, 2nd
- NU - Lees 4 pass Thorson (Kuhbander kick), 13:13, 3rd
- NU - McGee 82 fumble recovery, (Kuhbander kick), 6:40, 3rd
- NU - Klock 20 pass Thorson (Kuhbander kick), 4:39, 3rd
- NU - Lees 8 run (Kuhbander kick), 1:40, 3rd

TEAM STATISTICS

	UU	NU
First Downs	17	19
Net Rushing	40-81	32-91
Passing	21-30-1	27-45-2
Passing Yards	241	302
Total Offense	70-322	77-393
Fumbles-Lost	1-0	4-4
Penalties	3-28	4-35
Interceptions-Yds	2-0	1-5
Punting	7-268	5-231
Punt Returns	0-0	3-0
Kickoff Returns	1-13	6-113
Time of Possession	31:51	28:09
Third Down Conversions	3-14	5-14
Fourth Down Conversions	0-3	0-1
Sacks By	3-16	2-18

INDIVIDUAL LEADERS

- Rushing (Att-Yds-TD)-Utah:** Shelley 12-39-0, Shyne 14-33-0.
- NU:** Bowser 23-70-0, Roberts 1-7-0, Green 1-7-0.
- Passing (Comp-Att-I-Yds-TD)-Utah:** Shelley 27-45-2-302-2.
- NU:** Thorson 21-30-1-241-2.
- Receiving (No-Yds-TD)-Utah:** Dixon 9-114-1, Mariner 4-38-0, Kuithe 4-36-0, Enis 3-34-0.
- NU:** Chiaokhiao 2-64-0, Green 7-46-0, McGowan 4-45-0, Holman 1-24-0.
- Kickoff Returns-Utah:** Vickers 4-78, Simpkins 1-19. **NU:** Vault 1-13.
- Punt Returns-Utah:** Simpkins 3-0. **NU:** None
- Utah Defensive Leaders-Tackles:** Ballard 10, Blair 9, Barton 8.
- Sacks:** Ballard 1.0-8, Blair 0.5-5, Barton 0.5-5.
- TFL:** Ballard 2.5-11, Anae 1.0-12, Thompson 1.0-2.
- Interceptions:** Blair 1-5.



Bowl Game Summaries

2019 ALAMO BOWL

Utah	10	Inside The Game
Texas	38	<i>Utes unable to find their stride while playing in second-straight New Year's Eve bowl game.</i>

San Antonio, Texas - Dec. 31, 2019

SAN ANTONIO—The Utes finished the year with 11 wins, the third-most in school history, but they didn't get the ending they wanted with a 38-10 loss to Texas in the Valero Alamo Bowl.

Utah surrendered 438 yards of total offense to the Longhorns, including 231 rushing yards. On the other side of the ball, the Utes put up just 254 yards, converted 4-of-14 third down opportunities and allowed five sacks.

The Longhorns jumped out to a 17-0 lead early in the third quarter. Utah climbed back to within 14 points after Huntley threw a 4-yard touchdown pass to Demari Simpkins to make it 24-10 with 11:34 left in the game. However, Texas responded with two more touchdowns.

Quarterback Tyler Huntley was 15-of-23 for 126 yards and one touchdown. Running back Zack Moss finished the game with 71 all-purpose yards that included a team-high 57 rushing yards. Mika Tafua led Utah's defense with a career high eight tackles, which included 1.5 tackles for loss, and Javelin Guidry grabbed his first interception of the season.

SCORING BY QUARTERS	1	2	3	4	FINAL
Utah	0	0	3	7	10
Texas	3	7	14	14	38

SCORING SUMMARY

- UT - Dicker 29 field goal, 10:26, 1st
- UT - Johnson 5 pass Ehlinger (Dicker kick), 13:24, 2nd
- UT - Ingram 11 pass Ehlinger (Dicker kick), 10:30, 3rd
- UU - Redding 32 field goal, 4:58, 3rd
- UT - Ehlinger 6 run (Dicker kick), 0:06, 3rd
- UU - Simpkins 4 pass Huntley (Redding kick), 11:34, 4th
- UT - Duvernay 15 pass Ehlinger (Dicker kick), 8:58, 4th
- UT - Ingram 49 run (Dicker kick), 7:54, 4th

TEAM STATISTICS

	UU	UT
First Downs	15	22
Net Rushing	37-128	37-231
Passing	15-23-0	13-19-1
Passing Yards	126	207
Total Offense	60-254	56-438
Fumbles-Lost	0-0	1-0
Penalties	8-53	4-38
Interceptions-Yds	1-0	0-0
Punting	7-330	2-94
Punt Returns	1-1	4-102
Kickoff Returns	0-0	1-22
Time of Possession	31:26	28:34
Third Down Conversions	4-14	4-9
Fourth Down Conversions	0-1	1-1
Sacks By	3-11	5-29

INDIVIDUAL LEADERS

- Rushing (Att-Yds-TD)-Utah:** Moss 16-57-0, Huntley 16-33-0, Kuithe 1-29-0.
- Texas:** Ingram 13-108-1, Ehlinger 11-73-1, R. Johnson 6-49-0.
- Passing (Comp-Att-1-Yds-TD)-Utah:** Huntley 15-23-0-126-1.
- Texas:** Ehlinger 12-18-1-201-3.
- Receiving (No-Yds-TD)-Utah:** Kuithe 3-30-0, Fotheringham 3-30-0, Nacua 2-16-0, Moss 2-14-0, Simpkins 2-12-1.
- Texas:** Duvernay 3-92-1, C. Johnson 3-62-1, Ingram 2-26-1.
- Kickoff Returns-Utah:** None. **Texas:** Jamison 1-22.
- Punt Returns-Utah:** Simpkins 1-1. **Texas:** Jamison 4-102.
- Utah Defensive Leaders-Tackles:** Tafua 8, Guidry 6, Lloyd 6, Anae 6, Sewell 6, Burgess 6.
- Sacks:** Lloyd 1.0-1, Anae 0.5-1, Fotu 0.5-2, Moala 0.5-3, Tafua 0.5-4.
- TFL:** Lloyd 2.0-9, Burgess 1.5-2, Tafua 1.5-6.
- Interceptions:** Guidry 1-0.



Julian Blackmon was named the 2017 Heart of Dallas Bowl MVP after getting a pair of interceptions against the Mountaineers.



Wide receiver Jaylen Dixon had nine catches for 114 yards and a touchdown in the 2018 Holiday Bowl.

INFORMATION

HERE'S UTAH

2023 OUTLOOK

PLAYER BIOS

COACHES & STAFF

SERIES HISTORY

2022 IN REVIEW

BOWL HISTORY

RECORD BOOK



Bowl Game Summaries

2022 ROSE BOWL - NEW YEAR'S SIX

Utah	45	Inside The Game <i>Utah's first Pac-12 title season leads to inaugural Rose Bowl appearance.</i>
Ohio State	48	
<i>Pasadena, Calif. - Jan. 1, 2022</i>		

PASADENA—It was an historic battle to end a historic season in the 108th Rose Bowl Game. The No. 11 Utes and No. 6 Ohio State combined for 12 touchdowns and 93 points, but Utah eventually fell on a late field goal, 48-45.

The 93 combined points was the third-most in Rose Bowl history, and Utah's 45 points matched its highest total in a bowl game as it rolled up 463 yards of offense, passing for 237 and running for 226. However, the defense, which was trying to overcome a rash of injuries in the secondary, surrendered 683 yards to the Buckeyes, including 573 yards through the air.

The Pac-12 champions jumped out to a 14-0 lead and regained a two touchdown advantage at 28-14 after Britain Covey had a 97-yard kickoff return midway through the second quarter. Cameron Rising, who threw for 214 yards and two touchdowns, had a 62-yard run to the end zone with 6:24 left in the first half to put Utah on top 35-21. The Buckeyes took their first lead on C.J. Stroud's sixth TD pass of the day, this time hooking up on a 30-yard strike to Jaxon Smith-Njigba, to put them ahead 45-38 with 4:22 remaining.

After Rising was forced to leave the game due to injury, Dalton Kincaid took a 15-yard pass from Bryson Barnes to the end zone with 1:54 remaining. OSU won the game on a 19-yard field goal by Noah Ruggles with nine seconds left.

SCORING BY QUARTERS	1	2	3	4	FINAL
Utah	14	21	3	7	45
Ohio State	0	21	10	17	48

SCORING SUMMARY

- UU - Covey 19 pass Rising (Redding kick), 9:29, 1st
- UU - Bernard 12 pass Rising (Redding kick), 3:28, 1st
- OSU - Harrison Jr. 25 pass Stroud (Ruggles kick), 14:17, 2nd
- UU - Thomas 6 run (Redding kick), 9:07, 2nd
- OSU - Smith-Njigba 50 pass Stroud (Ruggles kick), 8:32, 2nd
- UU - Covey 97 kickoff return (Redding kick), 8:17, 2nd
- OSU - Smith-Njigba 52 pass Stroud (Ruggles kick), 8:02, 2nd
- UU - Rising 62 run (Redding kick), 6:24, 2nd
- OSU - Harrison Jr. 8 pass Stroud (Redding kick), 11:20, 3rd
- UU - Redding 24 field goal, 7:10, 3rd
- OSU - Ruggles 31 field goal, 2:53, 3rd
- OSU - Harrison Jr. 5 pass Stroud, 10:12, 4th
- UU - Smith-Njigba 30 pass Stroud, 4:22, 4th
- UU - Kincaid 15 pass Barnes, 1:54, 4th
- OSU - Ruggles 19 field goal, 0:09, 4th

TEAM STATISTICS

	UU	OSU
First Downs	25	28
Net Rushing	226	110
Passing	19-24-0-3	37-47-1-6
Passing Yards	237	573
Total Offense	463	683
Fumbles-Lost	2-1	1-1
Penalties-Yds	5-50	7-70
Interceptions-Yds	1-0	0-0
Punting	3-114	2-82
Punt Returns	0-0	0-0
Kickoff Returns	8-222	8-178
Time of Possession	34:17	25:43
Third Down Conversions	5-12	4-9
Fourth Down Conversions	1-3	2-2
Sacks By	0-0	1-7

INDIVIDUAL LEADERS

Rushing (Att-Yds-TD)-Utah: Rising 11-92-1, Thomas 18-67-1, Bernard 3-31-0, Pledger 7-23-0.

OSU: Henderson 17-83-0, Williams 2-17-0.

Passing (Comp-Att-I-Yds-TD)-Utah: Rising 17-22-0-214-2, Barnes 2-2-0-23-1.

OSU: Stroud 37-46-1-573-6.

Receiving (No-Yds-TD)-Utah: Kuithe 6-77-0, Kincaid 3-45-1, Covey 3-34-1, Vele 2-33-0, Fotheringham 2-19-0, Bernard 2-15-1.

OSU: Smith-Njigba 15-347-3, Harrison Jr. 6-71-3, Egbuka 3-46-0, Fleming 5-35-0, Henderson 4-27-0, Ruckert 3-25-0.

Kickoff Returns-Utah: Covey 7-208. **OSU:** Egbuka 7-163.

Punt Returns-Utah: None. **OSU:** None.

Utah Defensive Leaders-Tackles: Bernard 10, Sewell 8, Bishop 8, Davis 6, Phillips 5.

Sacks: None

TFL: Bishop 1.0-1.

Interceptions: Phillips 1-0.



All-American Britain Covey had a 97-yard kickoff return for a touchdown in Utah's shootout with Ohio State in the 2022 Rose Bowl.

INFORMATION

HERE'S UTAH

2023 OUTLOOK

PLAYER BIOS

COACHES & STAFF

SERIES HISTORY

2022 IN REVIEW

BOWL HISTORY

RECORD BOOK



Bowl Game Summaries

2023 ROSE BOWL - NEW YEAR'S SIX

Penn State 35 | **Inside The Game**
Utah 21 | *Utah heads back to Pasadena, but big plays lift Penn State over the Utes in a top-15 bowl matchup.*
Pasadena, Calif. - Jan. 2, 2023

PASADENA—It was a battle between two top-15 ranked teams in the 109th Rose Bowl Game today, but big plays proved to be the difference in the game with No. 8 Utah Football falling to the No. 11 Penn State Nittany Lions, 35-21.

The Utes finished the game with 391 yards of total offense, including 207 passing yards and 184 on the ground. Despite holding Penn State to just 14 first downs in the game, chunk plays would be a thorn in the Utes' side with the Nittany Lions averaging 8.3 yards per play on offense, including 174 yards per completion.

After coming in during the third quarter for an injured Cameron Rising, quarterback Bryson Barnes finished the game 10-of-19 passing for 112 yards and a touchdown. Rising was also 8-of-21 for 95 yards and a touchdown, adding 10 rushes for 47 yards.

Ja'Quinden Jackson averaged 6.2 yards per carry on the ground, racking up 13 rushes for 81 yards and his ninth rushing touchdown of the season. Micah Bernard added 11 carries for 59 yards, averaging 5.4 yards per rush.

Through the air, Devaughn Vele recorded the first 100-yard receiving game of his career, notching exactly 100 yards on five catches (20.0 ypc) to push him over the 1,000 career receiving yards mark (1,096). Jaylen Dixon also finished with six receptions for 64 yards and a touchdown.

SCORING BY QUARTERS	1	2	3	4	FINAL
Penn State	7	7	7	14	35
Utah	0	14	0	7	21

SCORING SUMMARY

- PSU - Singleton 5 run (Pinegar kick), 0:07, 1st
- UU - Yassmin 1 pass Rising (Noyes kick), 7:55, 2nd
- PSU - Tinsley 10 pass Clifford (Pinegar kick), 4:47, 2nd
- UU - Jackson 19 run (Noyes kick), 2:38, 2nd
- PSU - Singleton 87 run (Pinegar kick), 9:25, 3rd
- PSU - Lambert-Smith 88 pass Clifford (Pinegar kick), 14:49, 4th
- PSU - Allen 1 run (Pinegar kick), 10:36, 4th
- UU - Dixon 5 pass Barnes (Noyes kick), 0:25, 4th

TEAM STATISTICS

	PSU	UU
First Downs	15	23
Net Rushing	169	184
Passing	16-22-0-2	18-40-2-2
Passing Yards	279	207
Total Offense	448	391
Fumbles-Lost	0-0	0-0
Penalties-Yds	3-33	4-25
Interceptions-Yds	2-22	0-0
Punting	5-232	5-204
Punt Returns	2-4	0-0
Kickoff Returns	3-68	1-15
Time of Possession	24:47	35:13
Third Down Conversions	7-13	11-19
Fourth Down Conversions	0-1	1-2
Sacks By	6-41	3-11

INDIVIDUAL LEADERS

Rushing (Att-Yds-TD)-Utah: Jackson 13-81-1, Bernard 11-59-0, Rising 9-56-0.

PSU: Singleton 7-120-2, Allen 11-37-1, Smith 4-15-0.

Passing (Comp-Att-I-Yds-TD)-Utah: Rising 10-19-1-112-1, Barnes 8-21-1-95-1.

PSU: Clifford 16-21-0-279-2.

Receiving (No-Yds-TD)-Utah: Vele 5-100-0, Dixon 6-64-1, Kendall 1-14-0, Parks 1-12-0, Bernard 3-8-0, Jackson 1-8-0, Yassmin 1-1-1.

PSU: Lambert-Smith 3-124-1, Tinsley 6-49-1, Wallace 2-47-0, Johnson 1-28, Allen 3-16-0, Warren 1-15-0.

Kickoff Returns-Utah: Parks 1-15. **PSU:** Singleton 2-39, Allen 1-29.

Punt Returns-Utah: None. **PSU:** Tinsley 2-4.

Utah Defensive Leaders-Tackles: Vaki 8, Bishop 6, Diabate 6, Broughton 5, O'Toole 5.

Sacks: K. Reid 1.0-6, Barton 1.0-4, Tafuna 1.0-1.

TFL: Barton 3.0-6, K. Reid 2.0-9, Diabate 1.0-3, Tafuna 1.0-1.

Interceptions: None.



Ja'Quinden Jackson, who moved from quarterback to running back during the 2022 season, rushed for 81 yards and a touchdown during Utah's Rose Bowl battle vs. Penn State on Jan. 2, 2023.

INFORMATION

HERE'S UTAH

2023 OUTLOOK

PLAYER BIOS

COACHES & STAFF


SERIES HISTORY

2022 IN REVIEW

BOWL HISTORY

RECORD BOOK





The University of Utah's first varsity football team in 1892.

RECORD BOOK



Season Record and Coach

INFORMATION

HERE'S UTAH

2023 OUTLOOK

PLAYER BIOS

COACHES & STAFF

SERIES HISTORY

2022 IN REVIEW

BOWL HISTORY

RECORD BOOK

Coach: Unknown (0-1)

1892	0-1
1893	0-0

Coach: Robert Harkness (1-2)

1894	1-2
------	-----

Coach: Walter Shoup (0-1)

1895	0-1
------	-----

Coach: C.B. Ferris (3-2)

1896	3-2
------	-----

Coach: Mr. Cummings (1-5)

1897	1-5
------	-----

Coach: Benjamin Wilson (2-1)

1898	2-1
------	-----

Coach: Charles Gatehouse (2-1)

1899	2-1
------	-----

Coach: Harvey R. Holmes (13-9-1)

1900	2-2
1901	3-1
1902	5-2-1
1903	3-4

Coach: Joseph H. Maddock (28-9-1)

1904	7-1
1905	6-2
1906	4-1
1907	4-2
1908	3-2-1
1909	4-1

Coach: Fred Bennion (16-8-3)

1910	4-2
1911	5-1-1
1912	5-1-1
1913	2-4-1

Coach: Nelson H. Norgren (13-11)

1914	3-3
1915	5-2
1916	3-2
1917	2-4

Coach: none (0-0)

1918	0-0
------	-----



Kyle Whittingham has led Utah to a school-record 154 wins since the 2005 Fiesta Bowl.

Coach: Thomas Fitzpatrick (23-17-3)

1919	5-2
1920	1-5-1
1921	3-2-1
1922	7-1
1923	4-3
1924	3-4-1

Coach: Ike Armstrong (141-55-15)

1925	6-2
1926	7-0
1927	3-3-1
1928	5-0-2
1929	7-0
1930	8-0
1931	7-2
1932	6-1-1
1933	5-3
1934	5-3
1935	4-3-1
1936	6-3
1937	5-3
1938	7-1-2
1939	6-1-2

1940	7-2
1941	6-0-2
1942	6-3
1943	0-7
1944	5-2-1
1945	4-4
1946	8-3
1947	8-1-1
1948	8-1-1
1949	2-7-1

Coach: Jack Curtice (45-32-4)

1950	3-4-3
1951	7-4
1952	6-3-1
1953	8-2
1954	4-7
1955	6-3
1956	5-5
1957	6-4

Coach: Ray Nagel (42-39-1)

1958	4-7
1959	5-5
1960	7-3
1961	6-4
1962	4-5-1
1963	4-6
1964	9-2
1965	3-7

Coach: Mike Giddings (9-12)

1966	5-5
1967	4-7

Coach: Bill Meek (33-31)

1968	3-7
1969	8-2
1970	6-4
1971	3-8
1972	6-5
1973	7-5

Coach: Tom Lovat (5-28)

1974	1-10
1975	1-10
1976	3-8

Coach: Wayne Howard (30-24-2)

1977	3-8
1978	8-3
1979	6-6
1980	5-5-1
1981	8-2-1

Coach: Chuck Stobart (16-17-1)

1982	5-6
1983	5-6
1984	6-5-1

Coach: Jim Fassel (25-33)

1985	8-4
1986	2-9
1987	5-7
1988	6-5
1989	4-8

Coach: Ron McBride (88-63)

1990	4-7
1991	7-5
1992	6-6
1993	7-6
1994	10-2
1995	7-4
1996	8-4
1997	6-5
1998	7-4
1999	9-3
2000	4-7
2001	8-4
2002	5-6

Coach: Urban Meyer (22-2)

2003	10-2
2004*	12-0

*Co-head coach in 2005 Fiesta Bowl

Coach: Kyle Whittingham (154-74)

2004*	1-0
2005	7-5
2006	8-5
2007	9-4
2008	13-0
2009	10-3
2010	10-3
2011	8-5
2012	5-7
2013	5-7
2014	9-4
2015	10-3
2016	9-4
2017	7-6
2018	9-5
2019	11-3
2020	3-2
2021	10-4
2022	10-4

*Co-head coach in 2005 Fiesta Bowl

UTAH'S ALL-TIME FOOTBALL RECORD

Category	W	L	T	Pct.
Overall	711	477	31	.596
Home	430	193	16	.685
Rice-Eccles Stadium*	112	36	0	.757
Road	256	261	12	.495
Neutral	25	23	3	.520
Conference	440	256	19	.629
Pac-12 Conference	60	44	0	.577
Pac-12 Championship Games	2	2	0	.500
Bowl Games	17	8	0	.680
Homecoming	63	34	4	.644
Overtime	9	9	0	.500

*Ute or Rice Stadium from 1927-97; Rice-Eccles Stadium since 1998

Conference Finishes



ROCKY MOUNTAIN CONFERENCE

Year	Utah Finish	Champion
1910	4th-T	Colorado College
1911	2nd	Colorado
1912	1st	Utah
1913	4th	Colorado
1914	5th	Colorado Mines
1915	2nd-T	Colorado A.C.
1916	3rd-T	Colorado A.C.
1917	5th-T	Utah A.C., Denver
1918	No games due to World War I	
1919	1st-T	Utah, Colorado A.C.
1920	5th	Colorado A.C.
1921	3rd	Utah A.C.
1922	1st	Utah
1923	6th	Colorado
1924	6th	Colorado
1925	2nd-T	Colorado A.C.
1926	1st	Utah
1927	3rd-T	Colorado A.C.
1928	1st	Utah
1929	1st	Utah
1930	1st	Utah
1931	1st	Utah
1932	1st	Utah
1933	1st-T	Utah, Denver
		Colorado A.C.
1934	5th	Colorado, Colorado A.C.
		Colorado Teachers
1935	3rd	Utah State, Colorado
1936	3rd	Utah State
1937	2nd-T	Colorado

BIG SEVEN CONFERENCE

Year	Utah Finish	Champion
1938	1st	Utah
1939	2nd	Colorado
1940	1st	Utah
1941	1st	Utah
1942	1st-T	Utah, Colorado
1943	2nd	Colorado
1944	3rd	Colorado
1945	3rd	Denver
1946	3rd	Utah State, Denver
1947	1st	Utah

SKYLINE CONFERENCE

Year	Utah Finish	Champion
1948	1st	Utah
1949	4th	Wyoming
1950	3rd	Wyoming
1951	1st	Utah
1952	1st	Utah
1953	1st	Utah
1954	4th-T	Denver
1955	2nd	Colorado A&M
1956	2nd	Wyoming
1957	1st	Utah
1958	5th	Wyoming
1959	4th	Wyoming
1960	3rd	Utah State, Wyoming
1961	3rd-T	Utah State

WESTERN ATHLETIC CONFERENCE

Year	Utah Finish	Champion
1962	5th	New Mexico
1963	2nd-T	New Mexico
1964	1st-T	Utah, New Mexico
		Arizona
1965	5th	BYU
1966	2nd-T	Wyoming
1967	4th	Wyoming
1968	5th	Wyoming
1969	2nd	Arizona State
1970	3rd	Arizona State
1971	4th-T	Arizona State
1972	2nd-T	Arizona State
1973	3rd	Arizona, Arizona State
1974	7th	BYU
1975	6th	Arizona State
1976	4th	BYU
		Wyoming
1977	6th-T	BYU
		Arizona State
1978	2nd-T	BYU
1979	2nd-T	BYU
1980	3rd	BYU
1981	3rd	BYU
1982	6th	BYU
1983	6th-T	BYU
1984	4th-T	BYU
1985	3rd	Air Force
		BYU
1986	9th	San Diego State
1987	7th	Wyoming
1988	5th	Wyoming
1989	7th	BYU
1990	7th	BYU
1991	4th	BYU
1992	5th-T	BYU
		Fresno State, Hawaii
1993	4th	BYU
		Fresno State, Wyoming
1994	2nd-T	Colorado State
1995	1st-T	Utah, Air Force
		BYU
		Colorado State
1996	2nd-T*	BYU*
1997	2nd-T*	New Mexico*
1998	3rd-T*	BYU
		San Diego State*

* - WAC Division Play (Mountain - 1996, '97; Pacific - '98)

MOUNTAIN WEST CONFERENCE

Year	Utah Finish	Champion
1999	1st-T	Utah, Colorado State
		BYU
2000	5th-T	Colorado State
2001	3rd-T	BYU
2002	5th-T	Colorado State
2003	1st	Utah
2004	1st	Utah
2005	4th-T	TCU
2006	3rd-T	BYU
2007	3rd-T	BYU
2008	1st	Utah
2009	3rd	TCU
2010	2nd	TCU

PAC-12 CONFERENCE

Year	Utah Div. Finish	South Division Champion	Pac-12 Champion
2011	3rd-T	USC	Oregon
2012	5th	UCLA	Stanford
2013	5th	Arizona State	Stanford
2014	5th	Arizona	Oregon
2015	1st-T	USC, Utah	Stanford
2016	3rd	Colorado	Washington
2017	5th	USC	USC
2018	1st	Utah	Washington
2019	1st	Utah	Oregon
2020	3rd	USC	Oregon
2021	1st	Utah	Utah

Year	Utah Finish	Regular Season Champion	Pac-12 Champion
2022	2nd-T	USC	Utah

* - The Pac-12 did away with divisions entering 2022.

UTAH CONFERENCE CHAMPIONSHIP TEAM CAPTAINS

Rocky Mountain Conference (10)

1912-captain unknown
 1919-captain unknown
 1922-Neil Smith
 1926-Thornton Morris
 1928-Alton Carman
 1929-Bob Davis
 1930-Ray Price
 1931-Frank Christensen
 1932-Frank Christensen
 1933-Harold Davies

Big Seven Conference (5)

1938-Barney McGarry
 1940-Rex Geary
 1941-Charles Hansen
 1942-tie with Colorado; Burt Davis
 1947-no captain

Skyline Conference (5)

1948-no captain
 1951-Weston Gardner
 1952-Kay Bernson, Jim Dublinski
 1953-Dick Bubak, Jack Cross, Don Jensen
 1957-Bob Lee, Larry Amizich

Western Athletic Conference (2)

1964-Pokey Allen, captain; Roy Jefferson, alternate
 1995-Henry Lusk, Harold Lusk, Jeff Kirkman, Henry Kaufusi, Brandon Jones, Daniel Pulsipher

Mountain West Conference (4)

1999-Mike Anderson, Omar Bacon, Josh Cochran, Colby Knight, John Frank, Kautai Olevao
 2003-Thomas Herrion, Ray Holdcraft, Jason Kaufusi, Dave Revill, Josh Savage
 2004-Bo Nagahi, Sione Pouha, Morgan Scalley, Alex Smith, Paris Warren
 2008-Robert Conley, Brian Johnson, Brice McCain, Louie Sakoda, Stevenson Sylvester

Pac-12 Conference (2)

2021-Britain Covey, Devin Lloyd, Keegan Markgraf, Cameron Rising, Mika Tafua
 2022-Devin Kaufusi, Brant Kuithe, Clark Phillips III, Cameron Rising



National Rankings History

INFORMATION

HERE'S UTAH

2023 OUTLOOK

PLAYER BIOS

COACHES & STAFF

SERIES HISTORY

2022 IN REVIEW

BOWL HISTORY

RECORD BOOK

1947

Date	AP	Coaches	Opponent (AP Rank)	Result	Site
11-10	18		Idaho	L, 7-6	N

1994

Date	AP	Coaches	Opponent (AP Rank)	Result	Site
9-26		23	no game		
10-4	25	21	San Diego State	W, 38-22	A
10-11	21	18	Hawaii	W, 14-3	H
10-18	18	15	Colorado State (12)	W, 45-31	A
10-25	12	11	UTEP	W, 52-7	H
11-1	9	8	New Mexico	L, 21-23	A
11-8	12	14	Air Force	L, 33-40	A
11-15	21	20	BYU (20)	W, 34-31	H
11-22	15	13	no game		
11-29	14	12	no game		
12-6	14	12	Arizona (15)	W, 16-13	N
1-3-95	10	8	Final 1994 rank		

1996

Date	AP	Coaches	Opponent (AP Rank)	Result	Site
9-29	24	24	UTEP	W, 34-27	A
10-14	24	25	TCU	W, 21-7	H
10-21	21	22	Tulsa	W, 45-19	H
10-28	20	19	Rice	L, 10-51	A

2003

Date	AP	Coaches	BCS	Opponent (AP Rank)	Result	Site
10-19	24	23		New Mexico	L, 35-47	H
11-17			24	BYU	W, 3-0	A
11-23			22	no game		
12-1			23	no game		
12-7	25	25	22	Southern Miss	W, 17-0	N
1-5-04	21	21		Final 2003 rank		



Sombreros were the headgear of choice as fans swarmed the field to celebrate Utah's win over BYU in 2004. The victory closed out an undefeated season and locked up a Fiesta Bowl berth as the Utes became the first BCS buster.

2004

Date	AP	Coaches	BCS	Opponent (AP Rank)	Result	Site
Preseason	20	19		Texas A&M	W, 41-21	H
9-5	17	16		Arizona	W, 23-6	A
9-12	15	14		Utah State	W, 48-6	A
9-19	14	14		Air Force	W, 49-35	H
9-26	14	14		New Mexico	W, 28-7	A
10-3	11	11		no game		
10-10	11	10		North Carolina	W, 46-16	H
10-17	9	10	7	UNLV	W, 63-28	H
10-24	9	10	6	San Diego State	W, 51-28	A
10-31	7	8	6	Colorado State	W, 63-31	H
11-7	7	8	7	Wyoming	W, 45-28	A
11-14	5	6	6	BYU	W, 52-21	H
11-21	5	6	6	no game		
11-28	5	6	6	no game		
12-5	5	6	6	Pittsburgh (19)	W, 35-7	N
1-4-05	4	5		Final 2004 rank		

2008

Date	AP	Coaches	BCS	Opponent (AP Rank)	Result	Site
9-2	22	23		UNLV	W, 42-21	H
9-7	22	22		Utah State	W, 58-10	A
9-14	20	20		Air Force	W, 30-23	A
9-21	17	17		Weber State	W, 37-21	H
9-28	15	15		Oregon State	W, 31-28	H
10-5	14	13		Wyoming	W, 40-7	A
10-12	14	13		Colorado State	W, 49-16	H
10-19	12	12	11	no game		
10-26	10	9	10	New Mexico	W, 13-10	A
11-2	10	9	8	TCU (11)	W, 13-10	H
11-9	8	7	7	San Diego State	W, 63-14	A
11-16	8	7	7	BYU (16)	W, 48-24	H
11-23	8	7	6	no game		
11-30	7	7	6	no game		
12-7	7	7	6	Alabama (4)	W, 31-17	N
1-8-09	2	4		Final 2008 rank		

2009

Date	AP	Coaches	BCS	Opponent (AP Rank)	Result	Site
Preseason	19	18		Utah State	W, 35-17	H
9-8	17	17		San Jose	W, 24-14	A
9-13	18	16		Oregon	L, 31-24	A
10-11	24			UNLV	W, 35-15	A
10-18	19	20	18	Air Force	W, 23-16 (OT)	H
10-25	19	19	16	Wyoming	W, 22-10	H
11-1	17	16	14	New Mexico	W, 45-14	H
11-8	16	14	16	TCU (4)	L, 55-28	A
11-15	23	23	21	San Diego State	W, 38-7	H
11-22	22	19	21	BYU (18)	L, 26-23 (OT)	A
11-29		25	25	no game		
12-6	23	24	23	California	W, 37-27	N
1-8-10	18	18		Final 2009 rank		

2010

Date	AP	Coaches	BCS	Opponent (AP Rank)	Result	Site
Preseason		24		Pittsburgh (15)	W, 27-24 (OT)	H
9-7	20	20		UNLV	W, 38-10	H
9-12	14	14		New Mexico	W, 56-14	A
9-19	13	13		San Jose State	W, 56-3	H
9-26	13	12		no game		
10-3	10	10		Iowa State	W, 68-27	A
10-10	11	10		Wyoming	W, 30-7	A
10-17	9	9	9	Colorado State	W, 59-6	H
10-24	8	7	8	Air Force	W, 28-23	A
10-31	6	6	5	TCU (4)	L, 7-47	H



National Rankings History



Kaelin Clay caught the game-winning touchdown pass from Travis Wilson with eight seconds left as No. 19 Utah took down No. 20 USC, 24-21, on Oct. 25, 2014 at Rice-Eccles Stadium.

11-7	15	15	14	Notre Dame	L, 3-28	A
11-14	25	24	23	San Diego State	W, 38-34	A
11-21	23	22	20	BYU	W, 17-16	H
11-28	21	21	20	no game		
12-5	20	19	19	Boise State	L, 3-26	N
1-11-11		23		Final 2010 rank		

2014

Date	AP	Coaches	CFP	Opponent (AP Rank)	Result	Site
10-5	24			no game		
10-12	20	23		Oregon State	W, 29-23 (2OT)	A
10-19	19	19		USC (20)	W, 24-21	H
10-26/28	18	18	17	Arizona State (15)	L, 16-19 (OT)	A
11-2/4	20	22	17	Oregon (5)	L, 27-51	H
11-9/11	25		23	Stanford	W, 20-17 (2OT)	A
11-16/18	20	21	17	Arizona (15)	L, 42-10	H
11-25			25	Colorado	W, 38-34	A
11-30/12-2	24		23	no game		
12-7	23	25	22	Colorado State	W, 45-10	N
1-13-15	21	20		Final 2014 rank		

2015

Date	AP	Coaches	CFP	Opponent (AP Rank)	Result	Site
9-8	24	25		Utah State	W, 24-14	H
9-13	21	21		Fresno State	W, 45-24	A
9-20	18	17		Oregon (13)	W, 62-20	A
9-27	10	12		no game		
10-4	5	7		California (23)	W, 30-24	H
10-11	4	7		Arizona State	W, 34-18	H
10-18	3	7		USC	L, 42-24	A
10-25	13	14		Oregon State	W, 27-12	H
11-1	13	14	12	Washington	W, 34-23	A
11-8	10	13	10	Arizona	L, 37-30 (2OT)	A
11-15	18	18	13	UCLA	L, 17-9	H
11-22		25	23	Colorado	W, 20-14	H
11-29	21	20	24	no game		
12-6	20	20	22	BYU	W, 35-28	N
1-12-16	17	16		Final 2015 rank		

2016

Date	AP	Coaches	CFP	Opponent (AP Rank)	Result	Site
9-18	24	23		USC	W, 31-27	H
9-25	18	18		California	L, 28-23	A
10-2	24	24		Arizona	W, 36-23	H
10-10	21	21		Oregon State	W, 19-14	A
10-16	19	18		UCLA	W, 53-45	A
10-23	17	16		Washington (4)	L, 31-24	H
10-30/11-1	16	16	16	no game		
11-7/11-8	13	12	15	Arizona State	W, 49-26	A
11-13/11-15	11	11	12	Oregon	L, 30-28	H
11-20	21	20	22	Colorado (9)	L, 27-22	A
11-27		24	20	no game		
12-4		23	19	Indiana	W, 28-26	N
1-10-17	23	21		Final 2016 rank		

2017

Date	AP	Coaches	CFP	Opponent (AP Rank)	Result	Site
Preseason		25		North Dakota	W, 37-16	H
9-5		23		BYU	W, 19-13	A
9-10		24		San Jose State	W, 54-16	H
9-17	23	21		Arizona	W, 30-24	A
9-24	20	19		no game		
10-1	20	18		Stanford	L, 23-20	H
10-8		23		USC (13)	L, 28-27	A

2018

Date	AP	Coaches	CFP	Opponent (AP Rank)	Result	Site
10-21	23	24		UCLA	W, 41-10	A
10-28/30	16	16	15	Arizona State	L, 38-10	A
11-4		24		Oregon	W, 32-25	H
11-11/13	21	19	19	Colorado	W, 30-7	A
11-18/20	18	17	17	BYU	W, 35-27	H
11-25/27	17	17	17	Washington (10)	L, 10-3	N
12-2	20	19	17	Northwestern	L, 31-20	N

2019

Date	AP	Coaches	CFP	Opponent (AP Rank)	Result	Site
Preseason	14	15		BYU	W, 30-12	A
9-3	13	15		Northern Illinois	W, 35-17	H
9-8	11	12		Idaho State	W, 31-0	H
9-15	10	11		USC	L, 30-23	A
9-22	19	19		Washington State	W, 38-13	H
9-29	17	17		no game		
10-6	15	15		Oregon State	W, 52-7	A
10-13	13	14		Arizona State (17)	W, 21-3	H
10-20	12	12		California	W, 35-0	H
10-27	9	10		Washington	W, 33-28	A
11-3	8	9	8	no game		
11-10	8	9	7	UCLA	W, 49-3	H
11-17	7	8	7	Arizona	W, 35-7	A
11-24	6	6	6	Colorado	W, 45-15	H
12-1	5	5	5	Oregon (13)	L, 37-15	N
12-8	12	10	11	Texas	L, 38-10	N
1-13-20	16	16		Final 2019 Rank		

2021

Date	AP	Coaches	CFP	Opponent (AP Rank)	Result	Site
Preseason	24			Weber State	W, 40-17	H
9-7	21	18		BYU	L, 17-26	A
11-7			24	Arizona	W, 38-29	A
11-14	24	25	23	Oregon (4)	W, 38-7	H
11-21	16	19	19	Colorado	W, 28-13	H
11-18	14	17	17	Oregon (10)	W, 38-10	N
12-5	10	11	11	Ohio State (7)	L, 45-48	N

INFORMATION

HERES UTAH

2023 OUTLOOK

PLAYER BIOS

COACHES & STAFF

SERIES HISTORY

2022 IN REVIEW

BOWL HISTORY

RECORD BOOK



National Rankings History

2022

Date	AP	Coaches	CFP	Opponent (AP Rank)	Result	Site
Preseason	7	8		Florida (RV)	L, 29-26	A
9-6	13	15		Southern Utah	W, 73-7	H
9-11	14	15		San Diego State	W, 35-7	H
9-18	13	14		Arizona State	W, 34-13	A
9-25	12	13		Oregon State (RV)	W, 42-16	H
10-2	11	11		UCLA (18)	L, 42-32	A
10-9	20	19		USC (7)	W, 43-42	H
10-16	15	15		no game		
10-23	14	14		Washington State	W, 21-17	A
10-30	12	12	14	Arizona	W, 45-20	H
11-6	13	13	13	Stanford	W, 42-7	H
11-19	10	10	10	Oregon (12)	L, 20-17	A
11-26	14	14	14	Colorado	W, 63-21	A
12-2	12	12	11	USC (4)	W, 47-24	N
1-2	7	10	8	Penn State (9)	L, 35-21	N

INFORMATION

HERE'S UTAH

2023 OUTLOOK

PLAYER BIOS

COACHES & STAFF

SERIES HISTORY

2022 IN REVIEW

BOWL HISTORY

RECORD BOOK

Games Against Ranked AP Opponents



Year	Opponent	Opp. AP	Result	H/A/N	Utah AP
1936	Texas A&M	15	L, 20-7	H	
1945	Oklahoma A&M	15	L, 46-6	H	
1949	Pacific	19	L, 45-6	A	
1956	UCLA	17	L, 13-7	A	
1957	Army	8	L, 39-33	A	
1958	Air Force	14	L, 16-14	A	
1959	UCLA	20	L, 21-6	A	
1961	Colorado	8	W, 21-12	A	
1968	Nebraska	14	L, 31-0	A	
1968	Oregon State	18	L, 24-21	H	
1970	Arizona State	11	L, 37-14	A	
1971	Arizona State	15	L, 41-21	H	
1971	Houston	15	L, 42-16	A	
1973	Texas Tech	20	L, 29-22	A	
1973	UCLA	16	L, 66-16	A	
1973	Arizona State	8	W, 36-31	H	
1974	Arizona	12	L, 41-8	H	
1974	Arizona State	15	L, 32-0	A	
1975	Arizona State	10	L, 40-14	H	
1975	Arizona	11	L, 38-14	A	
1977	Oklahoma	5	L, 62-24	A	
1977	Houston	19	L, 34-16	H	
1977	BYU	14	L, 38-8	A	
1979	Washington	14	L, 41-7	A	
1979	BYU	10	L, 27-0	A	
1980	Nebraska	8	L, 55-9	A	
1980	BYU	13	L, 56-6	H	
1981	Arizona State	20	L, 52-10	A	
1981	BYU	18	L, 56-28	A	
1982	Arizona State	15	L, 23-10	A	
1982	Texas	18	L, 21-12	A	
1983	BYU	9	L, 55-7	A	
1984	BYU	3	L, 24-14	H	
1985	BYU	11	L, 38-28	A	
1986	Arizona State	9	L, 52-7	A	
1988	Wyoming	12	L, 61-18	A	
1989	Nebraska	4	L, 42-30	A	
1989	BYU	21	L, 70-31	A	
1990	BYU	5	L, 45-22	H	
1992	Nebraska	11	L, 49-22	A	
1992	Washington State	18	L, 31-28	N	
1994	Colorado State	12	W, 45-31	A	18
1994	BYU	20	W, 34-31	H	21
1994	Arizona	15	W, 16-13	N	14
1996	Kansas	20	W, 45-42	H	
1996	BYU	8	L, 37-17	H	
1999	BYU	19	W, 20-17	A	
2001	Oregon	7	L, 24-10	A	
2001	BYU	8	L, 24-21	A	
2002	Michigan	14	L, 10-7	A	
2003	Oregon	19	W, 17-13	H	
2005 (1)	Pittsburgh	19	W, 35-7	N	5
2005	Georgia Tech	24	W, 38-10	N	
2006	Boise State	22	L, 36-3	H	
2006	BYU	21	L, 33-31	H	
2007	UCLA	11	W, 44-6	H	
2007	BYU	23	L, 17-10	A	
2008	TCU	11	W, 13-10	H	10
2008	BYU	16	W, 48-24	H	8
2009 (2)	Alabama	4	W, 31-17	N	7
2009	TCU	4	L, 55-28	A	16
2009	BYU	18	L, 26-23 OT	A	22
2010	Pittsburgh	15	W, 27-24 OT	H	
2010	TCU	4	L, 47-7	H	6

Year	Opponent	Opp. AP	Result	H/A/N	Utah AP
2010	Boise State	10	L, 26-3	N	20
2011	Arizona State	22	L, 35-14	H	22
2012	BYU	25	W, 24-21	H	
2012	USC	13	L, 38-28	H	
2012	Oregon State	8	L, 21-7	A	
2013	UCLA	12	L, 34-27	H	
2013	Stanford	5	W, 27-21	H	
2013	Arizona State	23	L, 20-19	H	
2013	Oregon	6	L, 44-21	A	
2014	UCLA	8	W, 30-28	A	
2014	USC	20	W, 24-21	H	19
2014	Arizona State	15	L, 19-16 OT	A	18
2014	Oregon	5	L, 51-27	H	20
2014	Arizona	15	L, 42-10	H	20
2015	Oregon	13	W, 62-20	A	18
2015	California	23	W, 30-24	H	5
2016	Washington	4	L, 31-24	H	17
2016	Colorado	9	L, 27-22	A	21
2017	USC	13	L, 28-27	A	
2017	Washington State	19	L, 33-25	H	
2017	Washington	16	L, 33-30	A	
2018	Washington	10	L, 21-7	H	
2018	Stanford	14	W, 40-21	A	
2018	Washington	10	L, 10-3	N	17
2019	Arizona State	17	W, 21-3	H	13
2019	Oregon	13	L, 37-15	N	5
2020	USC	19	L, 33-17	H	
2020	Colorado	21	W, 38-21	A	
2021	Arizona State	18	W, 35-21	H	
2021	Oregon	4	W, 38-7	H	23
2021	Oregon	10	W, 38-10	N	17
2022 (3)	Ohio State	7	L, 45-48	N	11
2022	USC	7	W, 43-42	H	20
2022	Oregon	12	L, 20-17	A	10
2022	USC	4	W, 47-24	N	12
2023 (4)	Penn State	9	L, 35-21	N	7

(1) 2004 season - Fiesta Bowl

(2) 2008 season - Sugar Bowl

(3) 2021 season - Rose Bowl

(4) 2022 season - Rose Bowl

Bold indicates Utah wins



One of Utah's first wins over a ranked team came against No. 8 Arizona State in 1973. In a Western Athletic Conference battle, the Utes took advantage of early turnovers to build a 30-3 first half lead and claim a 36-31 victory.



Network TV Games

INFORMATION

HERE'S UTAH

2023 OUTLOOK

PLAYER BIOS

COACHES & STAFF

SERIES HISTORY

2022 IN REVIEW

BOWL HISTORY

RECORD BOOK

1981

11-7	New Mexico (T)	ABC
------	----------------	-----

1983

10-15	Wyoming (W)	ABC
-------	-------------	-----

1991

10-26	San Diego State (L)	ABC
-------	---------------------	-----

1992

12-29	Washington State (L)	ESPN
-------	----------------------	------

1993

12-30	Southern California (L)	Raycom
-------	-------------------------	--------

1994

10-22	Colorado State (W)	ABC
12-27	Arizona (W)	Raycom

1995

11-18	BYU (W)	ABC
-------	---------	-----

1996

9-7	Stanford (W)	ABC
9-28	Kansas (W)	ESPN2
11-9	New Mexico (W)	ESPN2
11-23	BYU (L)	ESPN
12-27	Wisconsin (L)	ESPN

1997

9-13	TCU (W)	ESPN2
10-2	Fresno State (L)	ESPN
11-22	BYU (W)	ABC

1998

11-21	BYU (L)	ESPN2
-------	---------	-------

1999

10-16	Air Force (W)	ESPN2
10-23	San Diego State (W)	ESPN+Plus
10-28	Colorado State (L)	ESPN
11-6	Wyoming (L)	ESPN2
11-13	New Mexico (W)	ESPN+Plus
11-20	BYU (W)	ESPN+Plus
12-18	Fresno State (W)	ESPN2

2000

9-2	Arizona (L)	ESPN2
9-23	Air Force (L)	ABC
10-14	San Diego State (W)	ESPN+Plus
10-28	New Mexico (L)	ESPN+Plus
11-4	UNLV (W)	ESPN+Plus

2001

9-29	New Mexico (W)	ESPN+Plus
10-20	Wyoming (W)	ESPN+Plus
10-27	Colorado State (L)	ESPN+Plus
11-3	UNLV (W)	ESPN+Plus
11-17	BYU (L)	ESPN2
12-25	Southern California (W)	ABC

2002

9-21	Michigan (L)	ESPN
9-28	Air Force (L)	ESPN+Plus
10-19	Colorado State (L)	ESPN+Plus
10-26	New Mexico (L)	ESPN+Plus
11-23	BYU (W)	ESPN+Plus

2003

9-11	California (W)	ESPN
10-3	Oregon (W)	ESPN2
10-18	UNLV (W)	ESPN+Plus
10-25	New Mexico (L)	ESPN+Plus
11-1	Air Force (W)	ESPN2
11-22	BYU (W)	ESPN+Plus
12-31	Southern Mississippi (W)	ESPN

2004

9-2	Texas A&M (W)	ESPN
9-25	Air Force (W)	ESPN+Plus
10-1	New Mexico (W)	ESPN2
11-6	Colorado State (W)	ESPN2
11-13	Wyoming (W)	ABC
11-20	BYU (W)	ESPN2
1-1	Pittsburgh (W)	ABC

2005

9-2	Arizona (W)	ESPN
9-15	TCU (L)	ESPN
9-22	Air Force (W)	ESPN
10-15	San Diego State (W)	ABC
10-22	UNLV (W)	ABC
11-19	BYU (W)	ESPN+Plus
12-29	Georgia Tech (W)	ESPN

2006

9-2	UCLA (L)	FSN
9-9	Northern Arizona (W)	The Mtn.
9-23	San Diego State (W)	The Mtn.
9-30	Boise State (L)	VERSUS
10-5	TCU (W)	VERSUS
10-14	Wyoming (L)	The Mtn.
10-19	New Mexico (L)	The Mtn.
10-28	UNLV (W)	The Mtn.
11-11	Colorado State (W)	VERSUS
11-18	Air Force (W)	The Mtn.
11-25	BYU (L)	CSTV/Mtn.
12-23	Tulsa (W)	ESPN

2007

8-10	Oregon State (L)	FSN
9-8	Air Force (L)	The Mtn.
9-15	UCLA (W)	VERSUS
9-22	UNLV (L)	The Mtn.
9-29	Utah State (W)	The Mtn.
10-5	Louisville (W)	ESPN
10-18	TCU (W)	VERSUS
10-27	Colorado State (W)	The Mtn.
11-10	Wyoming (W)	CSTV
11-17	New Mexico (W)	The Mtn.
11-24	BYU (L)	CSTV/VS/Mtn.
12-20	Navy (W)	ESPN

2008

8-30	Michigan (W)	ABC/ESPN2
9-6	UNLV (W)	The Mtn.
9-20	Air Force (W)	VERSUS
10-2	Oregon State (W)	VERSUS
10-11	Wyoming (W)	The Mtn.
10-18	Colorado State (W)	The Mtn.
11-1	New Mexico (W)	The Mtn.
11-6	TCU (W)	CBS Sports Net
11-15	San Diego State (W)	The Mtn.
11-22	BYU (W)	The Mtn.
1-2	Alabama (W)	FOX

2009

9-3	Utah State (W)	The Mtn.
9-12	San Jose State (W)	ESPNU
9-19	Oregon (L)	ESPN
9-26	Louisville (W)	CBS Sports Net
10-10	Colorado State (W)	The Mtn.
10-17	UNLV (W)	The Mtn.
10-24	Air Force (W)	VERSUS
10-31	Wyoming (W)	The Mtn.
11-7	New Mexico (W)	The Mtn.
11-14	TCU (L)	CBS Sports Net
11-21	San Diego State (W)	VERSUS
11-28	BYU (L)	CBS SN/The Mtn.
12-23	California (W)	ESPN

2010

9-2	Pittsburgh (W)	VERSUS
9-11	UNLV (W)	The Mtn.
9-18	New Mexico (W)	The Mtn.
10-9	Iowa State (W)	FCS
10-16	Wyoming (W)	The Mtn.
10-23	Colorado State (W)	The Mtn.
10-30	Air Force (W)	CBS Sports Net
11-6	TCU (L)	CBS Sports Net
11-13	Notre Dame (L)	NBC
11-20	San Diego State (W)	The Mtn.
11-27	BYU (W)	CBS SN/The Mtn.
12-22	Boise State (L)	ESPN

2011

9-10	USC (L)	VERSUS
9-17	BYU (W)	ESPN2
10-1	Washington (L)	FSN
10-8	Arizona State (L)	FSN
10-15	Pittsburgh (W)	ESPNU
11-5	Arizona (W)	FCS
11-19	Washington State (W)	FCS
11-25	Colorado (L)	FSN
12-31	Georgia Tech (W)	CBS

2012

8-30	Northern Colorado (W)	Pac-12 Networks
9-7	Utah State (L)	ESPN2
9-15	BYU (W)	ESPN2
9-22	Arizona State (L)	Pac-12 Networks
10-4	USC (L)	ESPN
10-13	UCLA (L)	FOX
10-20	Oregon State (L)	ESPN2
10-27	California (W)	Pac-12 Networks
11-3	Washington State (W)	Pac-12 Networks
11-10	Washington (L)	Pac-12 Networks
11-17	Arizona (L)	ESPNU
11-23	Colorado (W)	FX

2013

8-29	Utah State (W)	FS1
9-7	Weber State (W)	Pac-12 Networks
9-14	Oregon State (L)	FS1
9-21	BYU (W)	ESPN2
10-3	UCLA (L)	FS1
10-12	Stanford (W)	Pac-12 Networks
10-19	Arizona (L)	Pac-12 Networks
10-26	USC (L)	Pac-12 Networks
11-9	Arizona State (L)	Pac-12 Networks
11-16	Oregon (L)	FS1
11-23	Washington State (L)	Pac-12 Networks
11-30	Colorado (W)	Pac-12 Networks

Network TV Games



2014

8-28	Idaho State (W)	Pac-12 Networks
9-6	Fresno State (W)	Pac-12 Networks
9-20	Michigan (W)	ABC/ESPN2
9-27	Washington State (L)	Pac-12 Networks
10-4	UCLA (W)	ESPN
10-16	Oregon State (W)	FS2
10-25	USC (W)	FS1
11-1	Arizona State (L)	FS1
11-8	Oregon (L)	ESPN
11-15	Stanford (W)	Pac-12 Networks
11-22	Arizona (L)	ESPN
11-29	Colorado (W)	Pac-12 Networks
12-20	Colorado State (W)	ABC

2015

9-3	Michigan (W)	FS1
9-11	Utah State (W)	ESPN2
9-19	Fresno State (W)	CBSSN
9-26	Oregon (W)	FOX
10-10	California (W)	ESPN
10-17	Arizona State (W)	ESPN
10-24	USC (L)	FOX
10-31	Oregon State (W)	Pac-12 Networks
11-7	Washington (W)	FOX
11-14	Arizona (L)	FS1
11-21	UCLA (L)	FOX
11-28	Colorado (W)	Pac-12 Networks
12-19	BYU (W)	ABC

2016

9-1	Southern Utah (W)	Pac-12 Networks
9-10	BYU (W)	FOX
9-17	San Jose State (W)	CBSSN
9-23	USC (W)	FS1
10-1	California (L)	Pac-12 Networks
10-8	Arizona (W)	FS1
10-15	Oregon State (W)	Pac-12 Networks
10-22	UCLA (W)	FOX
10-29	Washington (L)	FS1
11-10	Arizona State (W)	FS1
11-19	Oregon (L)	Pac-12 Networks
11-26	Colorado (L)	FOX
12-28	Indiana (W)	FOX

2017

8-31	North Dakota (W)	Pac-12 Networks
9-9	BYU (W)	ESPN2
9-16	San Jose State (W)	ESPN2
9-22	Arizona (W)	FS1
10-7	Stanford (L)	FS1
10-14	USC (L)	ABC
10-21	Arizona State (L)	FS1
10-28	Oregon (L)	Pac-12 Networks
11-3	UCLA (W)	FS1
11-11	Washington State (L)	Pac-12 Networks
11-18	Washington (L)	ESPN
11-25	Colorado (W)	FS1
12-26	West Virginia (W)	ESPN



ESPN's College Gameday has visited Utah's campus four times since 2004. The Gameday crew, joined by Utah Jazz legend John Stockton (center), broadcast live from President's Circle prior to the Utes' Top 25 showdown with California in 2015.

2018

8-30	Weber State (W)	Pac-12 Networks
9-8	Northern Illinois (W)	ESPNNews
9-15	Washington (L)	ESPN
9-29	Washington State (L)	Pac-12 Networks
10-6	Stanford (W)	ESPN
10-12	Arizona (W)	ESPN
10-20	USC (W)	Pac-12 Networks
10-26	UCLA (W)	ESPN
11-3	Arizona State (L)	Pac-12 Networks
11-10	Oregon (W)	Pac-12 Networks
11-17	Colorado (W)	Pac-12 Networks
11-24	BYU (W)	FS1
11-30	Washington (L)	FOX
12-31	Northwestern (L)	FS1

2019

8-29	BYU (W)	ESPN
9-7	Northern Illinois (W)	Pac-12 Networks
9-14	Idaho State (W)	Pac-12 Networks
9-20	USC (L)	FS1
9-28	Washington State (W)	FS1
10-12	Oregon State (W)	Pac-12 Networks
10-19	Arizona State (W)	Pac-12 Networks
10-26	California (W)	FS1
11-2	Washington (W)	FOX
11-16	UCLA (W)	FOX
11-23	Arizona (W)	FS1
11-30	Colorado (W)	ABC
12-6	Oregon (L)	ABC
12-31	Texas (L)	ESPN

2020

11-21	USC (L)	ESPN
11-28	Washington (L)	ABC
12-5	Oregon State (W)	ESPN
12-12	Colorado (W)	FOX
12-19	Washington State (W)	FS1

2021

9-2	Weber State (W)	Pac-12 Networks
9-11	BYU (L)	ESPN
9-18	San Diego State (L)	CBSSN
9-25	Washington State (W)	Pac-12 Networks
10-9	USC (W)	FOX
10-16	Arizona State (W)	ESPN
10-23	Oregon State (L)	Pac-12 Networks
10-30	UCLA (W)	ESPN
11-5	Stanford (W)	FS1
11-13	Arizona (W)	Pac-12 Networks
11-20	Oregon (W)	ABC
11-26	Colorado (W)	FOX
12-3	Oregon (W)	ABC
1-1	Ohio State (L)	ESPN

2022

9-3	Florida (L)	ESPN
9-10	Southern Utah (W)	Pac-12 Networks
9-17	San Diego State (W)	ESPN2
9-24	Arizona State (W)	ESPN
10-1	Oregon State (W)	Pac-12 Networks
10-8	UCLA (L)	FOX
10-15	USC (W)	FOX
10-27	Washington State (W)	FS1
11-5	Arizona (W)	Pac-12 Networks
11-12	Stanford (W)	ESPN
11-19	Oregon (L)	ESPN
11-26	Colorado (W)	Pac-12 Networks
12-2	USC (W)	FOX
1-2	Penn State (L)	ESPN

INFORMATION

HERES UTAH

2023 OUTLOOK

PLAYER BIOS

COACHES & STAFF

SERIES HISTORY

2022 IN REVIEW

BOWL HISTORY

RECORD BOOK



Single Game Leaders

RUSHING

332	Joe Williams	vs. UCLA, 2016
254*	Mike Anderson	vs. Fresno State, 1999
248	Eddie Johnson	vs. UTEP, 1984
236	Chris Fuamatu-Ma'afala	vs. UTEP, 1996
232	Del Rodgers	vs. Wyoming, 1981
229	Marty Johnson	vs. Indiana, 2002
229	Devontae Booker	vs. Oregon State, 2014
226	Dameon Hunter	vs. Air Force, 2001
224	Eddie Johnson	vs. Colorado State, 1984
222	Devontae Booker	vs. California, 2015
222	Joe Williams	vs. Indiana, 2016
215	Carl Monroe	vs. UTEP, 1982
211	Zack Moss	vs. UCLA, 2018
207	Carl Monroe	vs. Hawaii, 1982
205	John White	vs. Oregon State, 2011
204	Mike Anderson	vs. New Mexico, 1999
203	Zack Moss	vs. Arizona, 2019
197	Juan Johnson	vs. Tulsa, 1996
196	Zack Moss	vs. Colorado, 2017
194	Brandon Warfield	vs. BYU, 2002
193	Brandon Warfield	vs. Air Force, 2002
191	Don Peterson	vs. Wyoming, 1952
191	Keith Williams	vs. New Mexico, 1991
190	Juan Johnson	vs. Oregon, 1997
187	Del Rodgers	vs. UNLV, 1980
187	Joe Williams	vs. Colorado, 2015
187	Zack Moss	vs. BYU, 2019
185	John White	vs. Washington State, 2011
182	Eddie Johnson	vs. New Mexico, 1986
182	Chris Fuamatu-Ma'afala	vs. TCU, 1996
181	Brandon Warfield	vs. Texas A&M, 2003
181	Joe Williams	vs. Arizona State, 2016
180	Chris Fuamatu-Ma'afala	vs. Utah State, 1995
180	Tavion Thomas	vs. Stanford, 2022
178	Devontae Booker	vs. Washington State, 2014
177	Dameon Hunter	vs. New Mexico, 2001
177	Tavion Thomas	at Stanford, 2021
176	Marty Johnson	vs. Utah State, 2002
174	John White	vs. BYU, 2011
174	Armand Shyne	vs. Oregon, 2018
173	Del Rodgers	vs. BYU, 1981
173	Brandon Warfield	vs. Utah State, 2003
172	Eddie Lewis	vs. Washington State, 1985
172	Joe Williams	vs. Washington, 2016
171	John White	vs. Pittsburgh, 2011
170	Joe Williams	vs. Oregon State, 2016
169	Eddie Johnson	vs. Hawaii, 1986
169	Chris Fuamatu-Ma'afala	vs. Fresno State, 1996
168	John White	vs. Colorado, 2012
167	Floyd Hodge	vs. Wyoming, 1979
167	Carl Monroe	vs. Montana State, 1982
167	John White	vs. UCLA, 2011
167	Ty Jordan	vs. Oregon State, 2020
166	Eddie Lewis	vs. New Mexico, 1985
164	Dameon Hunter	vs. Indiana, 2001
164	Brandon Warfield	vs. Wyoming, 2002
163	Mike Anderson	vs. San Jose State, 1998
163	Darrell Mack	vs. Louisville, 2007
162	Devontae Booker	vs. Colorado State, 2014
160	Steve Marshall	vs. Colorado State, 1972
160	Carl Monroe	vs. UNLV, 1982
160	Zack Moss	vs. Stanford, 2018
160	Tavion Thomas	vs. UCLA, 2021
159	Clifton Smith	vs. UTEP, 1989
159	Pierre Jones	vs. Hawaii, 1992
157	Gene Belczyk	vs. Arizona, 1972
156	Jamal Anderson	vs. San Diego State, 1993
156	Matt Asiata	vs. Colorado State, 2009

156	Devontae Booker	vs. UCLA, 2014
156	Devontae Booker	vs. Fresno State, 2015
155	Quinton Ganther	vs. UNLV, 2005
154*	Ron Coleman	vs. West Virginia, 1964
154	Dave Smith	vs. BYU, 1969
154	Gene Belczyk	vs. UTEP, 1971
154	Ty Jordan	vs. Washington State, 2020
153	Zack Moss	vs. UCLA, 2017
151	Del Rodgers	vs. Northwestern, 1981
151	Darrell Mack	vs. Colorado State, 2007
150	Frank Nelson	vs. San Francisco, 1946
150	Mike Anderson	vs. Utah State, 1998
150	Mike Anderson	vs. Wyoming, 1998
150	John White	vs. Montana State, 2011
150	Devonte Booker	vs. Washington, 2015
150	Zack Moss	vs. West Virginia, 2017
150	Zack Moss	vs. Weber State, 2018

PASSING

631	Scott Mitchell	vs. Air Force, 1988
511	Scott Mitchell	vs. Idaho State, 1988
492	Larry Egger	vs. UTEP, 1986
476	Larry Egger	vs. Air Force, 1986
476	Mike Fouts	vs. Kansas, 1996
459	Mike McCoy	vs. Air Force, 1993
453	Scott Mitchell	vs. UTEP, 1988
447	Mike McCoy	vs. Hawai'i, 1993
440	Brett Elliott	vs. New Mexico, 2002
434	Mike McCoy	vs. BYU, 1993
417	Brian Johnson	vs. San Diego State, 2005
415	Cameron Rising	vs. USC, 2022
409	Scott Mitchell	vs. San Diego State, 1989
406	Chris Mendonca	vs. Utah State, 1987
403	Frank Dolce	vs. Oregon State, 1992
399	Randy Gomez	vs. New Mexico, 1977
394	Scott Mitchell	vs. Utah State, 1989
393	Mike Richmond	vs. BYU, 1989
391	Mike McCoy	vs. UTEP, 1994
389	Scott Mitchell	vs. Hawaii, 1988
389	Mike McCoy	vs. San Diego State, 1993
388	Scott Mitchell	vs. Stanford, 1989
385	Scott Mitchell	vs. Utah State, 1988
384	Scott Mitchell	vs. BYU, 1988
384	Brian Johnson	vs. Wyoming, 2005
383	Chris Mendonca	vs. New Mexico, 1987
383	Scott Mitchell	vs. San Diego State, 1988
381	Brett Ratliff	vs. Georgia Tech, 2005
377	Mike McCoy	vs. Colorado State, 1993
376	Frank Dolce	vs. Utah State, 1992
374	Scott Mitchell	vs. Wyoming, 1989
373	Frank Dolce	vs. Hawai'i, 1991
362	Jordan Wynn	vs. San Diego State, 2010
360	Brian Johnson	vs. New Mexico, 2005
359	Mike Richmond	vs. Air Force, 1990
359	Alex Smith	vs. Texas A&M, 2004
358	Ricky Hardin	vs. New Mexico, 1980
358	Mike Fouts	vs. Fresno State, 1995
358	Brett Ratliff	vs. BYU, 2006
357	Mike Fouts	vs. San Diego State, 1995
355	Scott Mitchell	vs. Illinois, 1988
355	Mike Fouts	vs. Air Force, 1995
354	Mike McCoy	vs. San Diego State, 1994
352	Don Van Galder	vs. New Mexico, 1971
350	Scott Mitchell	vs. UTEP, 1989

RECEIVING

255	Carl Harry	vs. Idaho State, 1988
-----	------------	-----------------------

234	Dalton Kincaid	vs. USC, 2022
214	Travis LaFendresse	vs. Georgia Tech, 2005
213	Loren Richey	vs. UTEP, 1986
200	Bryan Rowley	vs. Hawaii, 1991
199	Danny Huey	vs. San Diego State, 1984
198	Paris Warren	vs. Pittsburgh, 2004
197	Daniel Jones	vs. Fresno State, 1998
194	Jack Steptoe	vs. New Mexico, 1976
192	Travis LaFendresse	vs. New Mexico, 2005
190	Curt Jones	vs. San Diego State, 1987
187	Daniel Jones	vs. UTEP, 1997
183	Louis Thomas	vs. Arizona State, 1968
179	Jeff Jenkins	vs. Air Force, 1987
178	Stuart Vaughn	vs. Colorado State, 1957
178	Danny Huey	vs. Wyoming, 1983
177	Steve Odom	vs. Arizona State, 1972
177	Floyd Hodge	vs. San Diego State, 1980
176	Kevin Dyson	vs. Tulsa, 1996
176	Steve Savoy	vs. Oregon, 2003
172	Carl Harry	vs. Air Force, 1988
172	Kevin Dyson	vs. Kansas, 1996
172	David Reed	vs. Utah State, 2009
169	Bryan Rowley	vs. Air Force, 1990
168	Jack Steptoe	vs. Arizona State, 1976
168	Ray Elgaard	vs. Utah State, 1982
167	Lance Robbins	vs. Utah State, 1972
166	Aaron Grimm	vs. Hawaii, 1988
166	Henry Lusk	vs. San Diego State, 1993
166	Henry Lusk	vs. Air Force, 1995
165	Frank Henry	vs. Utah State, 1978
163	Jim Teaham	vs. Utah State, 1979
162	Mike Anglesey	vs. Colorado State, 1990
159	Loren Richey	vs. Wyoming, 1985
158	James Hardy	vs. New Mexico, 1985
157	Bryan Rowley	vs. San Diego State, 1991
157	Cliff Russell	vs. Wyoming, 2001
155	Cliff Russell	vs. Wyoming, 1999
155	John Madsen	vs. Utah State, 2005
155	DeVonte Christopher	vs. Pittsburgh, 2010
154	Kevin Dyson	vs. TCU, 1997
154	Steve Savoy	vs. North Carolina, 2004
153	Darren Carrington II	vs. San Jose State, 2017
152	Steve Odom	vs. Oregon, 1973
152	Kaelin Clay	vs. Oregon, 2014
151	Daniel Jones	vs. Utah State, 1997
150	Steve Savoy	vs. New Mexico, 2004
149	David Reed	vs. Air Force, 2009
148	Brian Hernandez	vs. San Diego State, 2005
147	Chris Christensen	vs. BYU, 2000
147	Josh Lyman	vs. New Mexico, 2002
146	Louis Thomas	vs. Wyoming, 1968
145	Dennis Smith	vs. Utah State, 1989
144	Greg Holder	vs. Air Force, 1986
144	Chris Christensen	vs. Washington State, 1999
143	Kevin Dyson	vs. BYU, 1997
143	Steve Smith	vs. San Diego State, 2000
142	Danny Huey	vs. Colorado State, 1983
142	Aaron Grimm	vs. Air Force, 1988
141	Louis Thomas	vs. Oregon, 1968
141	Cliff Russell	vs. Arizona, 2000
141	Dres Anderson	vs. BYU, 2013
140*	Henry Lusk	vs. USC, 1993
140	David Reed	vs. Colorado State, 2009
139	Dennis Smith	vs. Air Force, 1989
139	Travis LaFendresse	vs. Air Force, 2005
138	Paris Jackson	vs. New Mexico, 2002
137	Dennis Smith	vs. Colorado State, 1989
137	Paris Warren	vs. Air Force, 2004
136	Dennis Smith	vs. Air Force, 1988
136	DeVonte Christopher	vs. USC, 2011



Yearly Leaders

RUSHING

Year	Player	Rush	Yards	Avg.	YPG	TD
1951	Jack Cross	109	483	4.43	43.91	n/a
1952	George Bean	94	594	6.32	59.40	n/a
1953	Don Peterson	138	720	5.22	73.80	n/a
1954	Herb Makken	160	769	4.81	69.91	n/a
1955	- Not Available -					
1956	- Not Available -					
1957	Merrill Douglas	97	646	6.66	64.60	10
1958	Monk Bailey	113	564	4.99	51.27	6
1959	Monk Bailey	138	640	4.64	64.00	5
1960	Stan Uyeshiro	44	388	8.82	38.80	1
1961	Dennis Zito	76	374	4.92	37.40	3
1962	Doug Wasco	103	454	4.41	45.40	2
1963	Allen Jacobs	124	564	4.55	56.40	8
1964	Allen Jacobs	175	752	4.30	68.36	8
1965	- Not Available -					
1966	Robert Woodson	180	683	3.79	68.30	7
1967	Charles Smith	154	588	3.82	53.45	4
1968	Steve Molnar	127	438	3.46	43.80	2
1969	David Smith	140	695	4.96	69.50	8
1970	William Hunter	120	484	4.03	48.40	0
1971	Gene Belczyk	101	514	5.09	46.72	5
1972	Gene Belczyk	140	777	5.55	70.64	6
1973	Ike Spencer	179	761	4.25	64.42	8
1974	Ike Spencer	130	632	4.86	57.45	2
1975	Steve Peake	103	418	4.06	38.00	2
1976	Steve Peake	133	502	3.77	45.63	8
1977	Tony Lindsay	117	467	3.99	42.45	1
1978	Tony Lindsay	209	803	3.84	73.00	5
1979	Tony Lindsay	132	816	6.18	68.00	3
1980	Tony Lindsay	190	909	4.78	82.63	8
1981	Del Rodgers	170	1127	6.63	102.45	13
1982	Carl Monroe	309	1507	4.88	137.00	4
1983	Eddie Lewis	112	734	6.55	81.56	9
1984	Eddie Johnson	156	1021	6.54	85.08	7
1985	Eddie Lewis	195	1018	5.22	101.80	8
1986	Eddie Johnson	166	1046	6.30	95.09	3
1987	Martell Black	103	520	5.05	43.33	4
1988	Eddie Johnson	157	748	4.76	68.00	12
1989	Clifton Smith	142	681	4.80	56.75	1
1990	Steve Abrams	151	551	3.65	55.10	6
1991	Keith Williams	207	1076	5.20	89.67	6
1992	Pierre Jones	136	715	5.26	65.00	3
1993	Jamal Anderson	168	958	5.70	79.83	11
1994	Charlie Brown	144	839	5.83	76.27	10
1995	Chris Fuamatu-Ma'afala	141	834	5.91	75.82	9
1996	Chris Fuamatu-Ma'afala	168	982	5.85	122.75	9
1997	Juan Johnson	181	838	4.63	76.18	7
1998	Mike Anderson	244	1173	4.81	106.64	12
1999	Mike Anderson	195	977	5.01	97.70	10
2000	Adam Tate	160	660	4.13	73.33	7
2001	Dameon Hunter	257	1396	5.43	126.91	9
2002	Brandon Warfield	201	919	4.57	102.11	9
2003	Brandon Warfield	237	976	4.12	97.60	11
2004	Marty Johnson	165	802	4.86	66.83	14
2005	Quinton Ganther	205	1120	5.5	101.8	7
2006	Darryl Poston	145	553	3.8	42.5	5
2007	Darrell Mack	253	1204	4.8	100.3	12
2008	Matt Asiata	146	707	4.8	54.4	12
2009	Eddie Wide	203	1069	5.3	82.2	12
2010	Matt Asiata	155	695	4.5	53.5	8
2011	John White	316	1519	4.8	116.8	15
2012	John White	218	1041	4.8	94.6	8
2013	Bubba Poole	149	607	4.1	50.6	2
2014	Devontae Booker	292	1512	5.2	116.3	10
2015	Devontae Booker	268	1261	4.7	126.1	11
2016	Joe Williams	210	1407	6.7	156.3	10
2017	Zack Moss	214	1173	5.5	90.23	10
2018	Zack Moss	179	1096	6.1	121.8	11
2019	Zack Moss	235	1416	6.0	108.9	15
2020	Ty Jordan	83	597	7.2	119.4	6
2021	Tavion Thomas	204	1130	5.4	85.23	21
2022	Tavion Thomas	142	687	4.8	68.70	7

PASSING

Year	Player	Comp	Att	Yards	TD	Int
1951	Tom Dublinski	124	239	1418	n/a	11
1952	Don Rydalch	80	145	974	7	8
1953	Don Rydalch	77	128	980	6	8
1954	Dave Dungan	74	128	862	5	4
1955	- Not Available -					
1956	- Not Available -					
1957	Lee Grosscup	94	137	1398	10	2
1958	Lee Grosscup	68	124	828	3	n/a
1959	Ken Vierra	63	115	854	8	n/a
1960	Terry Nofsinger	47	96	614	5	n/a
1961	Gary Hertzfeldt	52	107	701	6	n/a
1962	Gary Hertzfeldt	61	122	889	5	n/a
1963	Gary Hertzfeldt	64	130	945	9	8
1964	Richard Groth	50	107	785	4	8
1965	- Not Available -					
1966	Jack Gehrke	54	127	715	9	6
1967	Jack Gehrke	81	171	1029	11	11
1968	Ray Groth	84	203	1181	7	18
1969	Ray Groth	56	151	714	4	8
1970	Scooter Longmire	64	158	674	9	9
1971	Scooter Longmire	103	212	1078	5	17
1972	Don Van Galder	85	178	1425	15	14
1973	Don Van Galder	121	254	2012	17	22
1974	Jim Miller	59	133	773	1	10
1975	Pat Degnan	140	289	1621	7	21
1976	Dan Hagemann	117	222	1585	10	14
1977	Randy Gomez	155	315	2015	10	16
1978	Randy Gomez	138	266	2027	19	18
1979	Floyd Hodge	62	138	1006	8	7
1980	Ricky Hardin	179	290	2458	15	19
1981	Tyce Ferguson	102	177	1235	6	12
1982	Kenny Vierra	85	166	1315	13	6
1983	Mark Stevens	149	268	1986	12	11
1984	Mark Stevens	117	216	1889	11	9
1985	Larry Egger	237	417	2988	18	22
1986	Larry Egger	232	382	2761	21	9
1987	Chris Mendonca	194	332	2389	15	17
1988	Scott Mitchell	323	533	4322	29	15
1989	Scott Mitchell	237	444	3211	31	19
1990	Mike Richmond	156	287	1976	8	16
1991	Frank Dolce	177	314	2444	16	10
1992	Frank Dolce	188	322	2369	14	10
1993	Mike McCoy	276	430	3860	21	10
1994	Mike McCoy	247	381	3035	28	11
1995	Mike Fouts	179	323	2581	18	12
1996	Mike Fouts	177	302	2526	21	7
1997	Jonathan Crosswhite	130	222	1588	9	9
1998	Jonathan Crosswhite	128	221	1615	10	9
1999	Darnell Arceneaux	83	165	1342	10	7
2000	Darnell Arceneaux	93	169	1375	7	8
2001	Lance Rice	169	302	2086	16	11
2002	Brett Elliott	130	221	1529	10	8
2003	Alex Smith	173	266	2247	15	3
2004	Alex Smith	214	317	2952	32	4
2005	Brian Johnson	210	330	2892	18	7
2006	Brett Ratliff	28	391	2796	23	9
2007	Brian Johnson	181	272	1847	11	10
2008	Brian Johnson	268	394	2972	27	9
2009	Terrance Cain	137	215	1624	11	5
2010	Jordan Wynn	186	299	2334	17	10
2011	Jon Hays	120	214	1459	12	8
2012	Travis Wilson	128	204	1311	7	6
2013	Travis Wilson	133	237	1827	16	16
2014	Travis Wilson	190	313	2170	18	5
2015	Travis Wilson	195	314	2095	13	10
2016	Troy Williams	207	390	2757	15	8
2017	Tyler Huntley	199	312	2411	15	10
2018	Tyler Huntley	150	234	1788	12	6
2019	Tyler Huntley	220	301	3092	19	4
2020	Jake Bentley	77	124	882	6	6
2021	Cameron Rising	204	320	2493	20	5
2022	Cameron Rising	249	385	3034	26	8

INFORMATION

HERES UTAH

2023 OUTLOOK

PLAYER BIOS

COACHES & STAFF

SERIES HISTORY

2022 IN REVIEW

BOWL HISTORY

RECORD BOOK



Yearly Leaders

INFORMATION

HERE'S UTAH

2023 OUTLOOK

PLAYER BIOS

COACHES & STAFF

SERIES HISTORY

2022 IN REVIEW

BOWL HISTORY

RECORD BOOK



Alex Smith was a Heisman Trophy finalist and threw for 2,952 yards and a school-record 32 touchdowns in 2004.



Steve Smith, who played 16 years in the NFL, led Utah in receiving in 1999 and 2000.

RECEIVING

Year	Player	Rec	Yards	TD
1951	Sandy Morris	31	308	n/a
1952	Jack Cross	12	213	1
1953	Paul Cook	9	190	2
1954	Max Pierce	25	457	3
1955	- Not Available -			
1956	- Not Available -			
1957	Stuart Vaughan	53	756	5
1958	Larry Wilson	13	256	1
1959	Bob Mastelotto	15	290	3
1960	Marv Fleming	9	237	2
1961	Joe Borich	29	489	5
1962	Roy Jefferson	17	336	3
1963	Roy Jefferson	29	435	4
1964	John Pease	23	406	2
1965	- Not Available -			
1966	Terry Baker	17	195	2
1967	Jack Andrews	38	452	3
1968	Speedy Thomas	60	1006	7
1969	James Brown	19	280	0
1970	James Brown	27	342	2
1971	Fred Graves	45	511	1
1972	Steve Odom	30	663	11
1973	Steve Odom	38	723	8
1974	Willie Armstead	34	520	4
1975	Dick Graham	34	463	2
1976	Jack Steptoe	38	752	9
1977	Jack Steptoe	42	724	8
1978	Frank Henry	45	771	6
1979	Jim Teahan	33	560	5
1980	Floyd Hodge	44	829	5
1981	Tony Graham	29	476	3
1982	Tony Graham	30	473	3
1983	Joe Tarver	51	757	4
1984	Danny Huey	52	869	5
1985	Loren Richey	73	971	7
1986	Loren Richey	67	775	6
1987	Carl Harry	63	826	3
1988	Carl Harry	65	1145	14
1989	Dennis Smith	73	1091	18
1990	Bryan Rowley	28	762	5
1991	Bryan Rowley	60	1011	11
1992	Sean Williams	51	734	3
1993	Bryan Rowley	55	838	6
1994	Curtis Marsh	61	859	11
1995	Rocky Henry	55	866	6
1996	Kevin Dyson	53	812	8
1997	Kevin Dyson	60	824	2
1998	Daniel Jones	57	809	4
1999	Steve Smith	43	860	8
2000	Steve Smith	35	743	4
2001	Cliff Russell	53	744	4
2002	Josh Lyman	44	590	3
2003	Paris Warren	76	809	4
2004	Paris Warren	80	1076	12
2005	Travis Lafendresse	55	810	8
	John Madsen	55	672	6
2006	Derrek Richards	60	717	6
2007	Derrek Richards	57	635	3
2008	Freddie Brown	77	900	7
2009	David Reed	81	1188	5
2010	Jereme Brooks	51	633	4
2011	DeVonte Christopher	42	663	5
2012	Dres Anderson	36	365	3
2013	Dres Anderson	53	1002	7
2014	Kenneth Scott	48	506	4
2015	Britain Covey	43	519	4
2016	Tim Patrick	45	711	5
2017	Darren Carrington II	70	980	6
2018	Britain Covey	60	637	1
2019	Brant Kuithe	34	602	6
2020	Britain Covey	19	264	3
2021	Brant Kuithe	50	611	6
2022	Dalton Kincaid	70	890	8

TACKLES

Year	Player	Tackles
1974	John Huddleston	157
1975	John Huddleston	174
1976	Mike Bailey	122
1977	Mike Bailey	132
1978	Mike Bailey	115
1979	Bill Gompf	143
1980	Bill Gompf	101
1981	Bill Gompf	128
1982	Mark Blossch	172
1983	Mark Blossch	162
1984	Mark Blossch	123
1985	Mark Jackson	127
1986	Lance Wingert	74
1987	Eric Jacobsen	138
1988	Eric Jacobsen	141
1989	Joe Clausi	112
1990	Pita Tonga	94
1991	Reggie Alston	139
1992	Luther Ellis	87
1993	Mark Rexford	112
1994	Mark Rexford	111
1995	Jeff Kirkman	101
1996	Robert Love	108
1997	Robert Love	92
1998	Kautai Olevao	77
1999	Jason Potter	72
2000	Wes Tufaga	87
2001	Sheldon Deckart	86
2002	Dave Revill	89
2003	Ray Holdcraft	102
2004	Spencer Toone	115
2005	Spencer Toone	113
2006	Steve Tate	102
2007	Steve Tate	103
2008	Mike Wright	81
2009	Stevenson Sylvester	81
2010	Chaz Walker	113
2011	Chaz Walker	118
2012	Trevor Reilly	69
2013	Trevor Reilly	100
2014	Jared Norris	116
2015	Gianni Paul	117
2016	Chase Hansen	90
2017	Kavika Luafatasaga	82
2018	Cody Barton	116
2019	Devin Lloyd	91
2020	Devin Lloyd	48
2021	Devin Lloyd	110
2022	Cole Bishop	83



Mark Blossch (No. 60) led Utah in tackles in 1982 (172), 1983 (162) and 1984 (123).

The Longest Yard



Mike McCoy, who went on to become a head coach in the NFL with the Chargers, accounted for two of the longest passing plays in school history.

PASS

98	Dan Hagemann-Jack Steptoe	vs. New Mexico, 1976
91	Jake Bentley-Britain Covey	vs. Washington St., 2020
90	Terrance Cain-David Reed	vs. Air Force, 2009
89	Don Van Galder-Willie Armstead	vs. Hawaii, 1973
87	Don Van Galder-Steve Odom	vs. Oregon, 1973
87	Mike McCoy-Henry Lusk	vs. San Diego State, 1993
86	Chris Mendonca-Jeff Jenkins	vs. Air Force, 1987
85	Tyce Ferguson-Jim Teahan	vs. UNLV, 1981
84	Mike Richmond-Bryan Rowley	vs. BYU, 1991
84	Mike McCoy-Curtis Marsh	vs. BYU, 1993
83	Tyler Huntley-Samson Nacua	vs. UCLA, 2019
82	Tyler Huntley-Bryan Thompson	vs. Idaho State, 2019
80	T.D. Croshaw-Cliff Russell	vs. Wyoming, 1999
80	Travis Wilson-Sean Fitzgerald	vs. Weber State, 2013
79	Don Van Galder-Steve Odom	vs. Arizona State, 1972
79	Pat Degnan-Mike Cordy	vs. Arizona State, 1976
79	Alex Smith-Ben Moa	vs. UNLV, 2003
78	Kenny Vierra-Tex Wise	vs. Portland State, 1981
78	Mark Stevens-James Hardy	vs. Wyoming, 1984
78	Alex Smith-Steve Savoy	vs. Texas A&M, 2004
78	Travis Wilson-Kaelin Clay	vs. Oregon, 2014
77	Randy Gomez-Jack Steptoe	vs. Arizona, 1977
76	Lee Grosscup-Stuart Vaughn	vs. Colorado State, 1957
76	Kenny Vierra-Tex Wise	vs. UTEP, 1981
75	Steve Marshall-Steve Odom	vs. Colorado State, 1972
75	Ricky Hardin-Tony Lindsay	vs. Utah St, 1980
75	Terrance Cain-Jereme Brooks	vs. New Mexico, 2010
75	Tyler Huntley-Troy McCormick	vs. UCLA, 2017
74	Steve Marshall-Scott Grayson	vs. Colorado State, 1972
74	Kenny Vierra-Jim Teahan	vs. Wyoming, 1981
74	Mike Fouts-Kevin Dyson	vs. Tulsa, 1996
74	Darnell Arceneaux-Steve Smith	vs. San Diego State, 2000
73	Randy Gomez-Frank Henry	vs. Florida, 1977
73	Floyd Hodge-Jim Teahan	vs. Utah State, 1979
73	Brett Elliott-Josh Lyman	vs. New Mexico, 2003
72	Pat Degnan-Steve Peake	vs. Rice, 1976
72	Scott Mitchell-Carl Harry	vs. Idaho State, 1988
72	Jason Woods-Mike Anglesey	vs. Colorado State, 1990
72	Cameron Rising	at Arizona State, 2022

RUSH

96	TJ Pledger	at Stanford, 2021
93	Frank Nelson	vs. BYU, 1947
92	Steve Savoy	vs. BYU, 2004
91	Zack Moss	vs. Oregon State, 2019
87	Del Rodgers	vs. BYU, 1981
86	Zack Moss	vs. Weber State, 2018
82	Joe Williams	vs. Arizona State, 2016
81	Del Rodgers	vs. UNLV, 1980
80	Ron Coleman	vs. BYU, 1964
80	Ray Groth	vs. UTEP, 1969
78	Dave Smith	vs. BYU, 1969
77	Ron Coleman	vs. UTEP, 1964
77	Gene Belczyk	vs. Arizona, 1972
76	Devontae Booker	vs. Washington State, 2014
75	Jack Cross	vs. Montana State, 1951
75	Ike Spencer	vs. Arizona State, 1972
74	Dameon Hunter	vs. New Mexico, 2001
73	Adam Tate	vs. San Diego State, 2001
72	Clyde Nichols	vs. Colorado, 1946
72	Ray Groth	vs. BYU, 1968
72	Ike Spencer	vs. UTEP, 1973
72	Lewis Walker	vs. San Diego State, 1979
72	Omar Bacon	vs. Louisiana-Monroe, 1999
72	Sausan Shakerin	vs. Colorado State, 2010
71	Larry Fields	vs. BYU, 1956
71	Lewis Walker	vs. Hawaii, 1979
71	Lewis Walker	vs. New Mexico, 1979
71	Dan Pulsipher	vs. Oregon, 1995
70	Ike Spencer	vs. BYU, 1972
70	Chris Fuamatu-Ma'afala	vs. TCU, 1996

BLOCKED FIELD GOAL RETURN

91	LaVon Edwards	vs. Minnesota, 1990
86	Kevin Harrison	vs. BYU, 1975
58	Jay Hill	vs. Wyoming, 1999
53	Andre Dyson	vs. Colorado State, 1999



Del "Popcorn" Rodgers had two rushes of 80-plus yards in the early 1980s.



Current defensive coordinator Morgan Scalley had the longest fumble return in school history in 2004.

FUMBLE RETURN

88	Morgan Scalley	vs. Colorado State, 2004
80	Arnold Parker	vs. Colorado State, 2003
74	Morgan Scalley	vs. So. Mississippi, 2003
68	Clarence Lawson	vs. Rice, 1997
68	Mika Tafua	vs. UCLA, 2019
57	V.J. Fehoko	vs. BYU, 2011
54	Gionni Paul	vs. Washington, 2015
53	Davion Orphey	vs. USC, 2014
47	Moe Lee	vs. BYU, 2012
47	R.J. Hubert	vs. Florida, 2022
43	Mike Thomas	vs. Rice, 1997

KICKOFF RETURN

100	Gil Tobler	vs. Colorado State, 1948
100	Bill Boren	vs. Denver, 1949
100	Charlie Smith	vs. Arizona State, 1967
100	Reggie Wilson	vs. UNLV, 1981
100	Erroll Tucker	vs. Hawaii, 1985
100	Erroll Tucker	vs. BYU, 1985
100	Reggie Dunn	vs. Iowa State, 2010
100	Reggie Dunn	vs. Cal (twice), 2012
100	Reggie Dunn	vs. Washington State, 2012
100	Reggie Dunn	vs. Colorado, 2012
100	Kaelin Clay	vs. Idaho State, 2014
99	Cory Butler-Byrd	vs. UCLA, 2016
99	Keith Williams	vs. Wyoming, 1993
99	Cory Butler-Byrd	vs. UCLA, 2016
98	Clifton Smith	vs. UTEP, 1987
98	Patrick Dyson	vs. Air Force, 2000
98	Cory Butler-Byrd	vs. Fresno State, 2015
97	Britain Covey	vs. Ohio State, 2021
96	James Steet	vs. Washington State, 1968
96	Carl Monroe	vs. Montana State, 1982
95	Daniel Jones	vs. BYU, 1998
94	Daniel Jones	vs. San Diego State, 1998
93	Steve Odom	vs. Texas Tech, 1973
93	Kyle Fulks	vs. Colorado, 2016
90	Bill Fowler	vs. BYU, 1967
90	Patrick Dyson	vs. San Jose State, 1998
90	Morgan Scalley	vs. UNLV, 2004

INFORMATION

HERES UTAH

2023 OUTLOOK

PLAYER BIOS

COACHES & STAFF

SERIES HISTORY

2022 IN REVIEW

BOWL HISTORY

RECORD BOOK



The Longest Yard

PUNT RETURN

95	Steve Odom	vs. UTEP, 1972
93	Frankie Nelson	vs. Denver, 1949
89	Erroll Tucker	vs. Arizona State, 1985
85	Dave Walker	vs. BYU, 1970
80	Frank Branham	vs. Colorado State, 1952
80	Britain Covey	at San Diego State, 2021
78	Steve Odom	vs. Wyoming, 1973
78	Shaky Smithson	vs. Iowa State, 2010
78	Britain Covey	vs. Oregon, 2021
77	Shaky Smithson	vs. UNLV, 2010
77	Britain Covey	vs. Fresno State, 2015
75	Derek Washington	vs. Iowa State, 1976
75	Kevin Dyson	vs. New Mexico, 1997
75	Derrek Richards	vs. Utah State, 2007
73	Shaky Smithson	vs. New Mexico, 2010
70	Steve Odom	vs. Arizona State, 1973
70	Steve Smith	vs. New Mexico, 1999
69	Erroll Tucker	vs. Washington State, 1984
69	Boobie Hobbs	vs. Oregon, 2015
66	Kaelin Clay	vs. Michigan, 2014
66	Demari Simpkins	vs. Colorado, 2019
64	Britain Covey	vs. Oregon State, 2020
62	John Frech	vs. Texas Tech, 1972
62	Terry Hess	vs. Long Beach State, 1979
62	Erroll Tucker	vs. New Mexico, 1985
62	Clifton Smith	vs. Utah State, 1987



Matt Gay booted two 56-yard field goals in 2017, this one coming against Washington State.

INTERCEPTION RETURN

100	Gary Barker	vs. BYU, 1967
100	Harold Lusk	vs. Colorado State, 1994
100	Jaylon Johnson	vs. Stanford, 2018
97	Paul Cook	vs. Oregon State, 1951
97	Norm Thompson	vs. Wyoming, 1969
97	Brandon Dart	vs. Oregon, 1995
95	Bob Jenkins	vs. Wyoming, 1985
89	Deshawn Richard	vs. San Diego State, 2008
86	Erroll Tucker	vs. San Diego State, 1985
84	Dan Clary	vs. Idaho State, 1969
84	Dan Clary	vs. Idaho State, 1978
81	Norm Thompson	vs. UTEP, 1969
80	Clark Phillips III	vs. UCLA, 2022
79	Cal Beck	vs. Air Force, 1995
76	Jonathan Fanene	vs. Utah State, 2004
73	Zemaiah Vaughn	vs. Washington, 2020
71	Bill Gompf	vs. Fresno State, 1980
71	Clarence Field	vs. Colorado State, 1986
70	Ed Onofrio	vs. Arizona, 1973

PUNT

90	Marv Bateman	vs. Arizona State, 1971
90	Rick Partridge	vs. Wyoming, 1978
85	Dick Graham	vs. Wyoming, 1976
83	Paul Snow	vs. BYU, 1936
81	Louie Sakoda	vs. Wyoming, 2008
80	Chris Hunter	vs. Tulsa, 1997
76	Tom Hackett	vs. Oregon 2015
75	Craig Smith	vs. San Jose State, 1969
75	Chris Hunter	vs. SMU, 1997
75	Brian Lewis	vs. Oregon, 2001
75	Louie Sakoda	vs. Northern Arizona, 2006
74	Tom Hackett	vs. Michigan, 2015
72	Milt Smith	vs. Colorado, 1946
72	Marv Bateman	vs. Iowa State, 1970
72	Dan Marrelli	vs. Utah State, 1972
72	Dan Marrelli	vs. Oregon, 1973
70	Tom Hackett	vs. Arizona State, 2013
70	Tom Hackett	vs. Colorado, 2014
69	Dan Marrelli	vs. New Mexico, 1972
68	Craig Smith	vs. BYU, 1968
68	Mike Brown	vs. New Mexico, 1974
68	Matt Kovacevich	vs. Utah State, 2004
68	Mitch Wishnowsky	vs. Oregon, 2018
67	Craig Smith	vs. Oregon State, 1969
67	Rick Partridge	vs. BYU, 1977
67	Golden Whetman	vs. Wyoming, 2000
67	Louie Sakoda	vs. UNLV, 2007
67	Sean Sellwood	vs. TCU, 2010
67	Sean Sellwood	vs. Arizona, 2011
67	Tom Hackett	vs. UCLA, 2015
66	Craig Smith	vs. Washington State, 1968
66	Tom Hackett	vs. USC, 2014
66	Tom Hackett	vs. Arizona, 2015
66	Mitch Wishnowsky	vs. Southern Utah, 2016

FIELD GOAL

59	Marv Bateman	vs. Utah State, 1971
56	Matt Gay	vs. San Jose State, 2017
56	Matt Gay	vs. Washington State, 2017
55	Fred Bennion	vs. Utah State, 1904
55	Andre Guardi	vs. Colorado State, 1985
55	Andre Guardi	vs. New Mexico, 1985
55	Chris Yergensen	vs. BYU, 1993



Jaylon Johnson had one of three 100-yard interception returns in school history in 2018 against Stanford.

55	Golden Whetman	vs. Wyoming, 2000
55	Matt Gay	vs. Oregon, 2018
54	Wayne Lammle	vs. San Diego State, 1989
54	Chris Yergensen	vs. Colorado State, 1991
53	Wayne Lammle	vs. Stanford, 1989
53	Bryan Borreson	vs. Arizona, 2002
53	Louie Sakoda	vs. Michigan, 2008
53	Andy Phillips	vs. USC, 2015
53	Matt Gay	vs. Arizona State, 2017
53	Matt Gay	vs. Washington, 2018
52	Marv Bateman	vs. UTEP, 1970
52	Andre Guardi	vs. Washington State, 1984
52	Wayne Lammle	vs. New Mexico, 1989
52	Dan Pulsipher	vs. UTEP, 1995
52	Dan Pulsipher	vs. Tulsa, 1996
51	Fleming Jensen	vs. Iowa State, 1973
51	Mike Brown	vs. Iowa State, 1975
51	Chris Yergensen	vs. Idaho, 1993
51	Louie Sakoda	vs. San Diego State, 2007
51	Andy Phillips	vs. Arizona State, 2013
51	Matt Gay	vs. San Jose State, 2017
51	Matt Gay	vs. Colorado, 2018
50	Marv Bateman	vs. Oregon, 1969
50	Tom McNamara	vs. Utah State, 1978
50	Andre Guardi	vs. Utah State, 1985
50	Dan Pulsipher	vs. UTEP, 1996
50	Louie Sakoda	vs. Wyoming, 2008
50	Andy Phillips	vs. Michigan, 2014
50	Andy Phillips	vs. Arizona State, 2014
50	Matt Gay	vs. UCLA, 2017
50	Jadon Redding	vs. Oregon, 2021

INFORMATION

HERE'S UTAH

2023 OUTLOOK

PLAYER BIOS

COACHES & STAFF

SERIES HISTORY

2022 IN REVIEW

BOWL HISTORY

RECORD BOOK

100-Yard Multiples



MULTIPLE 100-YARD RUSHING GAMES

Nov. 26, 2021	Colorado	TJ Pledger	103
		Tavion Thomas	142
Nov. 5, 2021	at Stanford	Micah Bernard	110
		TJ Pledger	107
		Tavion Thomas	177
Sept. 14, 2013	Oregon State	Travis Wilson	142
		James Poole	117
Nov. 7, 2009	New Mexico	Eddie Wide	145
		Sausan Shakerin	100
Sept. 20, 2008	Air Force	Matt Asiata	116
		Darrell Mack	101
Oct. 27, 2007	Colorado State	Darrell Mack	151
		Ray Stowers	123
Nov. 19, 2005	BYU	Quinton Ganther	131
		Brett Ratliff	112
Sept. 7, 2002	Indiana	Marty Johnson	229
		J.R. Peroulis	118
Dec. 1, 2001	Air Force	Dameon Hunter	226
		Adam Tate	140
Nov. 9, 1991	New Mexico	Keith Williams	191
		Charlie Brown	107
Sept. 1, 1984	Weber State	Eddie Lewis	115
		Gerald Johnson	109
Nov. 20, 1982	BYU	Carl Monroe	147
		Hilria Johnson	145
Nov. 13, 1982	UTEP	Carl Monroe	215
		Hilria Johnson	107
Sept. 27, 1980	Fresno State	Del Rodgers	132
		Tony Lindsay	130
Sept. 20, 1980	UNLV	Del Rodgers	187
		Tony Lindsay	144
Nov. 10, 1979	UTEP	Del Rodgers	124
		Tony Lindsay	106
Nov. 3, 1979	New Mexico	Lewis Walker	147
		Tony Lindsay	109
Nov. 25, 1972	Colorado State	Steven Marshall	160
		Eugene Belczyk	102
Oct. 28, 1972	New Mexico	Eugene Belczyk	115
		Ike Spencer	102
Oct. 15, 1966	Washington State	Jack Gehrke	110
		Robert Woodson	103

MULTIPLE 100-YARD PASSING GAMES

Sept. 18, 2021	at San Diego State	Cameron Rising	153
		Charlie Brewer	104
Dec. 19, 2020	Washington State	Jake Bentley	153
		Drew Lisk	152
Oct. 1, 2011	Washington	Jon Hays	156
		Jordan Wynn	149
Oct. 23, 2010	Colorado State	Jordan Wynn	321
		Terrance Cain	106
Nov. 24, 2000	BYU	Lance Rice	137
		Darnell Arceneaux	115
Sept. 2, 2000	Arizona	T.D. Croshaw	159
		Darnell Arceneaux	151
Nov. 6, 1999	Wyoming	T.D. Croshaw	211
		Darnell Arceneaux	136
Sept. 20, 1997	UTEP	Jonathan Crosswhite	164
		Darnell Arceneaux	152
Sept. 12, 1992	Utah State	Frank Dolce	376
		Henry Lusk	111
Oct. 10, 1987	Colorado State	Scott Mitchell	227
		Chris Mendonca	120
Oct. 3, 1987	Air Force	Scott Mitchell	284
		Chris Mendonca	167

Sept. 26, 1987	Idaho State	Chris Mendonca	219
		Scott Mitchell	153
Sept. 19, 1987	Wisconsin	Scott Mitchell	171
		Chris Mendonca	131
Sept. 12, 1987	San Diego State	Scott Mitchell	227
		Chris Mendonca	146
Oct. 18, 1986	New Mexico	Larry Egger	169
		Chris Mendonca	116
Sept. 19, 1981	Portland State	Tyce Ferguson	161
		Kenny Viera	124
Nov. 9, 1968	Arizona State	Timothy Collins	190
		Ray Groth	119

MULTIPLE 100-YARD RECEIVING GAMES

Nov. 8, 2014	Oregon	Kaelin Clay	152
		Devontae Booker	110
Nov. 23, 2013	Washington State	Dres Anderson	129
		Jake Murphy	102
Sept. 2, 2004	Texas A&M	Paris Warren	116
		Steve Savoy	108
Oct. 26, 2002	New Mexico	Josh Lyman	147
		Paris Jackson	138
Sept. 13, 1997	TCU	Kevin Dyson	154
		Daniel Jones	105
Sept. 28, 1996	Kansas	Kevin Dyson	172
		Rocky Henry	129
Oct. 21, 1995	Air Force	Kevin Dyson	166
		Rocky Henry	104
Oct. 7, 1995	San Diego State	Kevin Dyson	118
		Henry Lusk	111
Nov. 6, 1993	Hawaii	Bryan Rowley	133
		Deron Claiborne	128
		Greg Hooks	112
Oct. 23, 1993	Colorado State	Deron Claiborne	132
		Bryan Rowley	104
Oct. 16, 1993	UTEP	Deron Claiborne	102
		Bryan Rowley	101
Sept. 26, 1992	Oregon State	Sean Williams	127
		David Kozlowski	101
Nov. 18, 1989	BYU	Darrel Hicks	126
		Dennis Smith	106
Sept. 30, 1989	San Diego State	Dennis Smith	123
		Bryan Rowley	105
Sept. 2, 1989	Fresno State	Steve Abrams	130
		Clifton Smith	109
Oct. 15, 1988	Air Force	Carl Harry	172
		Aaron Grimm	142
		Dennis Smith	136
Sept. 24, 1988	Hawaii	Aaron Grimm	166
		Carl Harry	133
Oct. 15, 1983	Wyoming	Danny Huey	178
		Daniel Tarver	112
Nov. 6, 1982	Utah State	Ray Elgaard	168
		Steve Cox	102
Nov. 8, 1980	New Mexico	Floyd Hodge	115
		James Teahan	104
Nov. 26, 1977	New Mexico	Frank Henry	122
		Jack Steptoe	100
Nov. 10, 1973	New Mexico	Lance Robbins	120
		Roosevelt Hutchins	105

MULTIPLE 100-YARD KICK RETURN GAMES

Nov. 21, 1998	BYU	Daniel Jones	123
		Patrick Dyson	100

INFORMATION

HERES UTAH

2023 OUTLOOK

PLAYER BIOS

COACHES & STAFF

SERIES HISTORY

2022 IN REVIEW

BOWL HISTORY

RECORD BOOK



Late-Game Heroics

FINAL MINUTE GAME-WINNING SCORES (SINCE 1966, OT EXCLUDED)

Time Remaining	Opponent (Date)	Scoring Play
0:00	at Hawaii (Sept. 14, 1985)	Andre Guardi 19-yard field goal
0:00	at San Diego State (Oct. 19, 1985)	Andre Guardi 42-yard field goal
0:00	at Wisconsin (Sept. 19, 1987)	Scott Lieber 39-yard field goal
0:00	at Minnesota (Sept. 8, 1990)	LaVon Edwards 91-yard blocked field goal return
0:00	at Air Force (Nov. 18, 2006)	Louie Sakoda 37-yard field goal
0:00	vs. Oregon State (Oct. 2, 2008)	Louie Sakoda 37-yard field goal
0:03	vs. Boise State (Sept. 7, 1985)	Andre Guardi 25-yard field goal
0:08	vs. USC (Oct. 25, 2014)	Kaelin Clay 1-yard pass from Travis Wilson (Andy Phillips kick)
0:09	vs. San Diego State (Oct. 30, 1993)	Greg Hooks 17-yard pass from Mike McCoy (Chris Yergensen kick)
0:10	vs. Arizona (Nov. 4, 1972)	Don Van Galder 4-yard run (Flemming Jensen kick)
0:12	vs. New Mexico (Nov. 11, 1989)	Wayne Lammle 48-yard field goal
0:16	vs. USC (Sept. 23, 2016)	Tim Patrick 18-yard pass from Troy Williams (Andy Phillips kick)
0:25	at Utah State (Oct. 4, 1980)	Hilria Johnson 1-yard run (Gilbert Alvarez kick)
0:25	at BYU (Nov. 20, 1993)	Chris Yergensen 55-yard field goal
0:31	vs. Air Force (Oct. 21, 1995)	Kevin Dyson 50-yard pass from Mike Fouts (Dan Pulsipher kick)
0:34	vs. Stanford (Oct. 21, 1989)	Darrel Hicks 23-yard pass from Scott Mitchell (Wayne Lammle kick)
0:34	at UCLA (Oct. 4, 2014)	Andy Phillips 29-yard field goal
0:47	vs. Fresno State (Sept. 23, 1995)	Rocky Henry 34-yard pass from Mike Fouts (Daniel Pulsipher kick)
0:48	vs. TCU (Nov. 6, 2008)	Freddie Brown 9-yard pass from Brian Johnson (Louie Sakoda kick)
0:48	vs. USC (Oct. 15, 2022)	Cameron Rising 1-yard run (Cameron Rising rush)
0:54	at Colorado State (Oct. 10, 1987)	Curt Jones 3-yard pass from Scott Mitchell (Scott Lieber kick)
0:56	vs. BYU (Nov. 19, 1994)	Charlie Brown 20-yard pass from Mike McCoy (Dan Pulsipher kick)
0:58	at Air Force (Sept. 20, 2008)	Darrell Mack 9-yard run (Louie Sakoda kick)
0:59	vs. New Mexico (Nov. 6, 1976)	Craig Buchi 45-yard field goal

INFORMATION

HERE'S UTAH

2023 OUTLOOK

PLAYER BIOS

COACHES & STAFF

SERIES HISTORY


2022 IN REVIEW

BOWL HISTORY

RECORD BOOK



Cameron Rising's two-point conversion with 48 seconds to play lifted Utah over USC at Rice-Eccles Stadium on Oct. 15, 2022.



In 1985, kicker Andre Guardi had two game-winning, game-ending field goals. Another came with just three seconds left.



Individual Records

(BOWL GAMES INCLUDED)

RUSHING

MOST CARRIES

Game	Player	Yards	Opponent	Year
1.	45	Carl Monroe	vs. UTEP	1982
2.	42	John White	vs. Washington State	2011
3.	40	Brandon Warfield	vs. BYU	2002
4.	39	Carl Monroe	vs. BYU	1982
5.	37	Devontae Booker	vs. Arizona State	2014
6.	36	Carl Monroe	vs. UNLV	1982
	36	Brandon Warfield	vs. Texas A&M	2003
	36	Matt Asiata	vs. Utah State	2009
	36	John White	vs. Pittsburgh	2011
10.	35	John White	vs. Oregon State	2011
	35	Joe Williams	vs. Washington	2016

Season	Player	Yards	Year
1.	316	John White	2011
2.	309	Carl Monroe	1982
3.	292	Devontae Booker	2014
4.	268	Devontae Booker	2015
5.	257	Dameon Hunter	2001
6.	253	Darrell Mack	2007
7.	237	Brandon Warfield	2003
8.	235	Zack Moss	2019
9.	244	Mike Anderson	1998
10.	218	John White	2012

Career	Player	Yards	Year
1.	712	Zack Moss	2016-19
2.	648	Tony Lindsay	1977-80
3.	582	Juan Johnson	1994-97
4.	564	Eddie Johnson	1984-88
5.	560	Devontae Booker	2014-15
6.	534	John White	2011-12
7.	494	Del Rodgers	1978-81
8.	463	Chris Fuamatu-Ma'afala	1995-97
9.	458	Darrell Mack	2005-08
10.	439	Mike Anderson	1998-99



Zack Moss became Utah's all-time leading rusher with 4,067 yards in 2019.

NET YARDS

Game	Player	Yards	Opponent	Year
1.	332	Joe Williams	vs. UCLA	2016
2.	254	Mike Anderson	vs. Fresno State	1999
3.	248	Eddie Johnson	vs. UTEP	1984
4.	236	Chris Fuamatu-Ma'afala	vs. UTEP	1996
5.	232	Del Rodgers	vs. Wyoming	1981
6.	229	Marty Johnson	vs. Indiana	2002
7.	229	Devontae Booker	vs. Oregon State	2014
8.	226	Dameon Hunter	vs. Air Force	2001
9.	224	Eddie Johnson	vs. Colorado State	1984
10.	222	Devontae Booker	vs. California	2015
	222	Joe Williams	vs. Indiana	2016

Season (1,000 Yard Rushers)	Player	Yards	Year
1.	1519	John White	2011
2.	1512	Devontae Booker	2014
3.	1507	Carl Monroe	1982
4.	1416	Zack Moss	2019
5.	1407	Joe Williams	2016
6.	1396	Dameon Hunter	2001
7.	1261	Devontae Booker	2015
8.	1204	Darrell Mack	2007
9.	1173	Zack Moss	2017
	1173	Mike Anderson	1998
11.	1127	Del Rodgers	1981
12.	1120	Quinton Ganthier	2005
13.	1108	Tavion Thomas	2021
14.	1096	Zack Moss	2018
15.	1085	John White	2012
16.	1076	Keith Williams	1991
17.	1069	Eddie Wide	2009
18.	1046	Eddie Johnson	1986
19.	1021	Eddie Johnson	1984
20.	1018	Eddie Lewis	1985

Career	Player	Yards	Year
1.	4067	Zack Moss	2016-19
2.	3219	Eddie Johnson	1984-88
3.	2995	Tony Lindsay	1977-80
4.	2773	Devontae Booker	2014-15
5.	2630	Chris Fuamatu-Ma'afala	1995-97
6.	2616	Del Rodgers	1978-81
7.	2601	Juan Johnson	1994-97
8.	2560	John White	2011-12
9.	2179	Eddie Lewis	1982-85
10.	2150	Mike Anderson	1998-99

RUSHING YARDS BY A QUARTERBACK

1.	1225	Travis Wilson	2012-15
2.	1146	Tyler Huntley	2016-19
3.	1083	Alex Smith	2004-05

RUSHING YARDS PER GAME

Season (Min. 8 games)	Player	Yards	Year
1.	156.33	Joe Williams	2016
2.	137.00	Carl Monroe	1982
3.	126.91	Dameon Hunter	2001
4.	126.10	Devontae Booker	2015
5.	122.75	Chris Fuamatu-Ma'afala	1996
6.	121.8	Zack Moss	2018
7.	116.85	John White	2011
8.	116.31	Devontae Booker	2014
9.	108.9	Zack Moss	2019
10.	106.64	Mike Anderson	1998

Career (Min. 15 games)	Player	Yards	Year
1.	120.57	Devontae Booker	2014-15
2.	106.67	John White	2011-12
3.	102.38	Mike Anderson	1998-99
4.	99.74	Brandon Warfield	2002-03
5.	99.16	Joe Williams	2015-16
6.	96.62	Carl Monroe	1981-82

UTES WHO LED THE NATION

- 1957-Receiving**
Stuart Vaughn (53 for 756 yards)
 - 1958-Interception Return Average**
Norm Thompson, 1969, 50.6* (5 for 253 yards)
 - 1970-Punting**
Marv Bateman (64 for 45.7 avg.)
 - 1971-Punting**
Marv Bateman (68 for 48.1 avg.)
 - 1972-Kickoff Returns**
Steve Odom (21 for 29.4 avg.)
 - 1982-Kickoff Returns**
Carl Monroe (14 for 30.0 avg.)
 - 1982-All Purpose Running**
Carl Monroe (185.1 yards per game)
 - 1985-Kickoff Returns**
Erroll Tucker (24 for 698 yards, 29.1 avg., 2 TDs)
 - 1985-Punt Returns**
Erroll Tucker (16 for 389 yards, 24.3 avg., 2 TDs)
 - 1988-Total Offense (Season)**
Scott Mitchell (4,299)
 - 1988-Total Offense (Game)**
Scott Mitchell (625)
 - 1988-Yards Passing (Season)**
Scott Mitchell (4,322)
 - 1988-Yards Passing Per Game (Season)**
Scott Mitchell (392.9)
 - 1989-Receptions by Tight End (Season)**
Dennis Smith (73)
 - 1989-TD Receptions by Tight End (Season)**
Dennis Smith (18)
 - 1989-TD Receptions by Tight End (Career)**
Dennis Smith (25)
 - 2010-Punt Returns (Season)**
Shaky Smithson (30 for 572 yards, 19.1 avg., 2 TDs)
 - 2014-Punt Return TDs (Season)**
Kaelin Clay (3 - Tied)
 - 2014-Sacks (Season)**
Nate Orchard (1.42 per game)
 - 2017-Field Goals Per Game (Season)**
Matt Gay (2.31 per game)
 - 2020-Field Goal Percentage (Season)**
Jadon Redding (1,000 - Tied)
 - 2021-Punt Return Touchdowns (Season)**
Britain Covey (2 - Tied)
 - 2021-Punt Return Touchdowns (Career)**
Britain Covey (4)
 - 2021-Punt Returns Per Game (Career)**
Britain Covey (2 per game - Tied)
 - 2021-Punt Return Yards Per Game (Career)**
Britain Covey (23.23 per game)
 - 2021-Punt Return Yards (Career)**
Britain Covey (1,092)
 - 2021-Interception Return TDs (Career)**
Devin Lloyd (3 - Tied)
- *NCAA record
- | | | | |
|-----|-------|------------------------|---------|
| 7. | 90.4 | Zack Moss | 2016-19 |
| 8. | 87.67 | Chris Fuamatu-Ma'afala | 1995-97 |
| 9. | 86.80 | Marty Johnson | 2001-04 |
| 10. | 82.62 | Dameon Hunter | 2000-01 |

INFORMATION
HERES UTAH
2023 OUTLOOK
PLAYER BIOS
COACHES & STAFF
SERIES HISTORY
2022 IN REVIEW
BOWL HISTORY
RECORD BOOK



Individual Records



John White set a school record by running for 1,519 yards in 2011 while his 15 touchdowns that year rank second.

100-YARD GAMES

Season	Player	Year	
1.	9	Carl Monroe	1982
2.	8	Dameon Hunter	2001
	8	John White	2011
	8	Zack Moss	2019
5.	7	Mike Anderson	1998
	7	Eddie Wide	2009
	7	Devontae Booker	2014
	7	Devontae Booker	2015
9.	6	Eddie Johnson	1986
	6	Quinton Ganther	2005
	6	Darrell Mac	2007
	6	John White	2012
	6	Joe Williams	2016
	6	Zack Moss	2018

Career

1.	18	Zack Moss	2016-19
2.	14	John White	2011-12
	14	Devontae Booker	2014-15
4.	12	Del Rodgers	1978-81
	12	Eddie Johnson	1984-88
	12	Mike Anderson	1998-99
7.	11	Chris Fuamatu-Ma'afala	1995-97
8.	10	Tony Lindsay	1977-80
9.	9	Carl Monroe	1981-82
10.	8	Eddie Lewis	1982-85
	8	Juan Johnson	1994-97
	8	Adam Tate	2000-01
	8	Dameon Hunter	2000-01
	8	Quinton Ganther	2004-05
	8	Joe Williams	2015-16

CONSECUTIVE 100-YARD GAMES

Season	Player	Year	
1.	6	Eddie Wide	2009
2.	5	Carl Monroe	1982
	5	Mike Anderson	1998
	5	Darrell Mack	2007
	5	John White	2012
	5	Devontae Booker	2014
	5	Joe Williams	2016
8.	4	Carl Monroe	1981
	4	Charlie Brown	1994
	4	Chris Fuamatu-Ma'afala	1996
	4	John White	2011
	4	Zack Moss	2018-19
	4	Zack Moss	2019

200-YARD GAMES

Season	Player	Year	
1.	2	Carl Monroe	1982
	2	Eddie Johnson	1984
	2	Mike Anderson	1999
	2	Joe Williams	2016
5.	1	Del Rodgers	1981
	1	Chris Fuamatu-Ma'afala	1996
	1	Dameon Hunter	2001
	1	Marty Johnson	2002
	1	John White	2011
	1	Devontae Booker	2014
	1	Devontae Booker	2015
	1	Zack Moss	2018
	1	Zack Moss	2019

Career

1.	2	Carl Monroe	1981-82
	2	Eddie Johnson	1984-88
	2	Mike Anderson	1998-99
	2	Devontae Booker	2014-15
	2	Joe Williams	2015-16
	2	Zack Moss	2016-19
7.	1	Del Rodgers	1978-81
	1	Chris Fuamatu-Ma'afala	1995-97
	1	Dameon Hunter	2000-01
	1	Marty Johnson	2001-02
	1	John White	2011-12

RUSHING TOUCHDOWNS

Game	Player	Year	
1.	4	Del Rodgers	vs. UTEP, 1980
	4	Eddie Johnson	vs. BYU, 1988
	4	Charlie Brown	vs. UTEP, 1994
	4	Juan Johnson	vs. Fresno State, 1996
	4	Mike Anderson	vs. UNLV, 1999
	4	Marty Johnson	vs. Air Force, 2004
	4	Joe Williams	vs. UCLA, 2016
	4	Tavion Thomas	vs. UCLA, 2021
	4	Tavion Thomas	at Stanford, 2021
10.	3	35 times	(last Ja'Quinden Jackson at Colorado, 2022)

Season

1.	21	Tavion Thomas	2021
2.	15	John White	2011
	15	Zack Moss	2019
4.	14	Marty Johnson	2004
5.	13	Del Rodgers	1981
	13	Mark Stevens	1984
7.	12	Eddie Johnson	1988
	12	Mike Anderson	1998
	12	Adam Tate	2001
	12	Darrell Mack	2007
	12	Matt Asiata	2008
	12	Eddie Wide	2009

Career

1.	38	Zack Moss	2016-19
2.	31	Del Rodgers	1978-81
3.	28	Tavion Thomas	2021-22
4.	26	Eddie Johnson	1984-88
5.	24	Matt Asiata	2007-10
6.	23	Mark Stevens	1983-84
	23	Eddie Wide	2007-10
	23	John White	2011-12
9.	22	Juan Johnson	1994-97
	22	Chris Fuamatu-Ma'afala	1995-97
	22	Mike Anderson	1998-99

AVERAGE YARDS PER RUSH

Game (Min. 8 Rushes)	Player	Year	
1.	15.70	Gene Belczyk	vs. Arizona, 1972
2.	14.38	Darnell Arceneaux	vs. UTEP, 1998
3.	12.36	Del Rodgers	vs. BYU, 1981
4.	12.16	Micah Bernard	vs. BYU, 2021
5.	12.07	Joe Williams	vs. Arizona State, 2016
6.	11.90	Rodney Wells	vs. Wisconsin, 1987
7.	11.70	T.J. Pledger	vs. Washington State, 2021
	11.70	Ja'Quinden Jackson	vs. Colorado, 2022
9.	11.63	Dan Hagemann	vs. UTEP, 1976
10.	11.45	Joe Williams	vs. UCLA, 2016

Season (Min. 100 Rushes)

1.	6.70	Joe Williams	2016
2.	6.67	T.J. Pledger	2021
3.	6.63	Del Rodgers	1981
4.	6.55	Eddie Lewis	1983
5.	6.54	Eddie Johnson	1984
6.	6.30	Eddie Johnson	1986
7.	6.18	Tony Lindsay	1979
8.	6.12	Zack Moss	2018
9.	6.10	Ronald Coleman	1964
10.	6.03	Zack Moss	2019

Career (Min. 250 Rushes)

1.	6.00	Joe Williams	2015-16
2.	5.75	Eddie Lewis	1982-85
3.	5.71	Eddie Johnson	1984-88
	5.71	Zack Moss	2016-19
5.	5.68	Chris Fuamatu-Ma'afala	1995-97
6.	5.65	Quinton Ganther	2004-05
7.	5.55	Eugene Belczyk	1970-72
8.	5.51	Hilria Johnson	1980-83
9.	5.38	Charlie Brown	1990-94
10.	5.30	Del Rodgers	1978-81

PASSING

MOST ATTEMPTS

Game	Player	Year	
1.	65	Scott Mitchell	vs. UTEP, 1988
2.	63	Scott Mitchell	vs. Illinois, 1988
3.	60	Scott Mitchell	vs. Air Force, 1988
4.	58	Larry Egger	vs. UTEP, 1986
	58	Scott Mitchell	vs. San Diego State, 1989
6.	56	Scott Mitchell	vs. Stanford, 1989
	56	Frank Dolce	vs. BYU, 1992
8.	52	Larry Egger	vs. Air Force, 1986
9.	50	6 times	(last Brett Elliott vs. San Diego State, 2002)

Season

1.	533	Scott Mitchell	1988
2.	444	Scott Mitchell	1989
3.	430	Mike McCoy	1993
4.	417	Larry Egger	1985
5.	394	Brian Johnson	2008
6.	391	Brett Ratliff	2006
7.	390	Troy Williams	2016

INFORMATION

HERE'S UTAH

2023 OUTLOOK

PLAYER BIOS

COACHES & STAFF

SERIES HISTORY

2022 IN REVIEW

BOWL HISTORY

RECORD BOOK

Individual Records



CAREER WINS BY A STARTING QUARTERBACK

26 (26-7)	Brian Johnson	2005, 2007-08
24 (24-15)	Travis Wilson	2012-15
23 (23-10)	Tyler Huntley	2016-19
21 (21-1)	Alex Smith	2003-04
18 (18-9)	Mike McCoy	1992-94
18 (18-6)	Cameron Rising	2020-present

8.	385	Cameron Rising	2022
9.	382	Larry Egger	1986
10.	381	Mike McCoy	1994

Career

1.	1165	Scott Mitchell	1987-89
2.	1068	Travis Wilson	2012-15
3.	1017	Brian Johnson	2004-05, 07-08
4.	896	Mike McCoy	1992-94
5.	854	Tyler Huntley	2016-19
6.	799	Larry Egger	1985-86
7.	711	Cameron Rising	2020-present
8.	636	Frank Dolce	1991-92
9.	632	Jordan Wynn	2009-12
10.	625	Mike Fouts	1995-96

COMPLETIONS

Game

1.	41	Scott Mitchell	vs. UTEP, 1988
2.	40	Larry Egger	vs. UTEP, 1986
3.	37	Larry Egger	vs. Air Force, 1986
4.	36	Scott Mitchell	vs. Air Force, 1988
5.	33	Scott Mitchell	vs. Illinois, 1988
	33	Mike McCoy	vs. Hawaii, 1993
7.	32	Scott Mitchell	vs. Utah State, 1988
	32	Scott Mitchell	vs. Hawaii, 1988
	32	Brian Johnson	vs. Wyoming, 2005
10.	31	4 times	(last Brian Johnson vs. San Diego State, 2005)

Season

1.	323	Scott Mitchell	1988
2.	276	Mike McCoy	1993
3.	268	Brian Johnson	2008
4.	249	Cameron Rising	2022
5.	247	Mike McCoy	1994
6.	237	Larry Egger	1985
	237	Scott Mitchell	1989
8.	232	Larry Egger	1986
	232	Alex Smith	2004
10.	228	Brett Ratliff	2006

Career

1.	673	Brian Johnson	2004-05, 07-08
2.	669	Scott Mitchell	1987-89
3.	646	Travis Wilson	2012-15
4.	574	Tyler Huntley	2016-19
5.	571	Mike McCoy	1992-94
6.	469	Larry Egger	1985-86
7.	456	Cameron Rising	2020-present
8.	389	Alex Smith	2002-04
9.	381	Jordan Wynn	2009-12
10.	365	Frank Dolce	1991-92

COMPLETION PERCENTAGE

Game (Min. 15 Att.)

1.	.895 (17-19)	Cameron Rising	vs. Colorado, 2022
2.	.869 (20-23)	Terrance Cain	vs. New Mexico, 2010
3.	.857 (18-21)	Brian Johnson	vs. Utah State, 2005
4.	.840 (21-25)	Mike McCoy	vs. Colorado State, 1993
5.	.833 (30-36)	Brian Johnson	vs. BYU, 2008
6.	.826 (19-23)	Brett Ratliff	vs. UNLV, 2006
	.826 (19-23)	Tyler Huntley	vs. Arizona, 2019
8.	.824 (14-17)	Travis Wilson	vs. Oregon State, 2015
	.824 (14-17)	Tyler Huntley	vs. Oregon State, 2019
	.824 (14-17)	Tyler Huntley	vs. Colorado, 2019

Season (Min. 100 Att.)

1.	.731 (220-301)	Tyler Huntley	2019
2.	.686 (94-137)	Lee Grosscup	1957
3.	.680 (268-394)	Brian Johnson	2008
4.	.675 (214-317)	Alex Smith	2004
5.	.665 (181-272)	Brian Johnson	2007
6.	.650 (173-266)	Alex Smith	2003
7.	.648 (247-381)	Mike McCoy	1994
8.	.647 (249-385)	Cameron Rising	2022
9.	.642 (276-430)	Mike McCoy	1993
10.	.641 (150-234)	Tyler Huntley	2018

Career (Min. 150 Att.)

1.	.672 (574-854)	Tyler Huntley	2016-19
2.	.663 (389-587)	Alex Smith	2002-04
3.	.662 (673-1017)	Brian Johnson	2004-05, 07-08
4.	.641 (456-711)	Cameron Rising	2020-present
5.	.637 (571-896)	Mike McCoy	1992-94
6.	.637 (198-311)	Terrance Cain	2009
7.	.621 (162-261)	Lee Grosscup	1957-58
8.	.606 (195-322)	Ricky Hardin	1979-80
9.	.605 (646-1068)	Travis Wilson	2012-15
10.	.603 (381-632)	Jordan Wynn	2009-12

INTERCEPTIONS

Game

1.	8	Pat Degnan	vs. Arizona State, 1975
2.	6	Dan Hagemann	vs. Iowa State, 1976
	6	Travis Wilson	vs. UCLA, 2013
4.	5	Don Rydalch	vs. Wyoming, 1953
	5	William Nofsinger	vs. Oregon, 1960
	5	Gordon Longmire	vs. Arizona, 1971
7.	4	14 times	(last Tyler Huntley vs. Arizona State, 2017)

Season

1.	22	Don Van Galder	1973
	22	Larry Egger	1985
3.	21	Pat Degnan	1975
4.	19	Ricky Hardin	1980
	19	Scott Mitchell	1989
6.	18	Ray Groth	1968
	18	Randy Gomez	1978
8.	17	Gordon Longmire	1971
	17	Chris Mendonca	1987
10.	16	Randy Gomez	1977
	16	Mike Richmond	1990
	16	Travis Wilson	2013

Career

1.	43	Don Van Galder	1971-73
2.	38	Scott Mitchell	1987-89
3.	37	Travis Wilson	2012-15
4.	34	Randy Gomez	1977-78
5.	31	Larry Egger	1985-86
6.	30	Mike Richmond	1988-91
7.	27	Ray Groth	1967-69
	27	Brian Johnson	2004-05, 07-08

TOUCHDOWN PASSES

Game

1.	6	Ricky Hardin	vs. New Mexico, 1980
	6	Scott Mitchell	vs. UTEP, 1989
3.	5	Larry Egger	vs. UTEP, 1986
	5	Scott Mitchell	vs. Air Force, 1988
	5	Scott Mitchell	vs. Utah State, 1989
	5	Mike McCoy	vs. Wyoming, 1994
	5	Alex Smith	vs. San Diego State, 2004
	5	Brian Johnson	vs. San Diego State, 2008
	5	Travis Wilson	vs. Fresno State, 2014
10.	4	34 times	(last Cameron Rising vs. SDSU, 2022)

Season

1.	32	Alex Smith	2004
2.	31	Scott Mitchell	1989
3.	29	Scott Mitchell	1988
4.	28	Mike McCoy	1994
5.	27	Brian Johnson	2008
6.	26	Cameron Rising	2022
7.	23	Brett Ratliff	2006
8.	21	Larry Egger	1986
	21	Mike McCoy	1993
	21	Mike Fouts	1996

Career

1.	69	Scott Mitchell	1987-89
2.	57	Brian Johnson	2004-05, 07-08
3.	54	Travis Wilson	2012-15
4.	49	Mike McCoy	1992-94
5.	47	Alex Smith	2002-04
6.	46	Tyler Huntley	2016-19
	46	Cameron Rising	2020-present
8.	39	Don Van Galder	1971-73
	39	Larry Egger	1985-86
	39	Mike Fouts	1995-96



Scott Mitchell (1987-89) holds the majority of Utah's passing and total offense records. He went on to become a long-time starter in the NFL.



Individual Records

MOST YARDS PASSING

Game	Yards	Player	Opponent	Year
1.	620	Scott Mitchell	vs. Air Force	1988
2.	511	Scott Mitchell	vs. Idaho St.	1988
3.	492	Larry Egger	vs. UTEP	1986
4.	476	Larry Egger	vs. Air Force	1986
	476	Mike Fouts	vs. Kansas	1996
6.	459	Mike McCoy	vs. Air Force	1993
7.	453	Scott Mitchell	vs. UTEP	1988
8.	447	Mike McCoy	vs. Hawai'i	1993
9.	440	Brett Elliott	vs. New Mexico	2002
10.	434	Mike McCoy	vs. BYU	1993

Season	Yards	Player	Year
1.	4322	Scott Mitchell	1988
2.	3860	Mike McCoy	1993
3.	3211	Scott Mitchell	1989
4.	3092	Tyler Huntley	2019
5.	3035	Mike McCoy	1994
6.	3034	Cameron Rising	2022
7.	2988	Larry Egger	1985
8.	2972	Brian Johnson	2008
9.	2952	Alex Smith	2004
10.	2892	Brian Johnson	2005

Career	Yards	Player	Year
1.	8981	Scott Mitchell	1987-89
2.	7853	Brian Johnson	2004-05, 07-08
3.	7404	Mike McCoy	1992-94
4.	7403	Travis Wilson	2012-15
5.	7351	Tyler Huntley	2016-19
6.	5749	Larry Egger	1985-86
7.	5572	Cameron Rising	2020-present
8.	5203	Alex Smith	2002-04
9.	5107	Mike Fouts	1995-96
10.	4813	Frank Dolce	1991-92

YARDS PASSING PER GAME

Season (Min. 8 games)	Yards	Player	Year
1.	392.91	Scott Mitchell	1988
2.	321.67	Mike McCoy	1993
3.	321.70	Scott Mitchell	1989
4.	298.80	Larry Egger	1985
5.	289.20	Brian Johnson	2005
6.	275.91	Mike McCoy	1994
7.	263.22	Frank Dolce	1992
8.	251.00	Larry Egger	1992
9.	246.00	Alex Smith	2004
10.	241.10	Tyler Huntley	2017

Career (Min. 15 games)	Yards	Player	Year
1.	280.66	Scott Mitchell	1987-89
2.	261.32	Larry Egger	1985-86
3.	255.31	Mike McCoy	1992-94
4.	240.65	Frank Dolce	1991-92
5.	232.14	Mike Fouts	1995-96
6.	210.77	Jordan Wynn	2009-12
7.	208.12	Alex Smith	2002-04
8.	206.37	Cameron Rising	2020-present
9.	198.70	Tyler Huntley	2016-19
10.	191.00	Brett Ratliff	2005-06

PASSING EFFICIENCY

Game (Min. 12 attempts)	Efficiency	Player	Opponent	Year
1.	270.78	Tyler Huntley	vs. UCLA	2019
2.	255.73	Tyler Huntley	vs. Idaho State	2019
3.	253.78	Steve Marshall	vs. Colorado State	1972
4.	248.29	Mike Fouts	vs. New Mexico	1995
5.	245.12	Kenny Vierra	vs. Utah State	1982
6.	245.03	Cameron Rising	vs. Colorado	2022
7.	243.22	Tyler Huntley	vs. Oregon State	2019
8.	242.51	Travis Wilson	vs. Weber State	2013
9.	242.27	Mike McCoy	vs. Colorado State	1993
10.	239.52	Mark Stevens	vs. Wyoming	1983

Season (Min. 100 Attempts)	Efficiency	Player	Year
1.	177.50	Tyler Huntley	2019
2.	176.52	Alex Smith	2004
3.	175.50	Lee Grosscup	1957
4.	152.35	Alex Smith	2003
5.	151.06	Mike McCoy	1993
6.	151.01	Brian Johnson	2005
7.	150.22	Mike McCoy	1994
8.	149.43	Brian Johnson	2008
9.	149.00	Cameron Rising	2022
10.	147.18	Mike Fouts	1996

Career (Min. 250 Attempts)	Efficiency	Player	Year
1.	164.42	Alex Smith	2002-04
2.	152.61	Tyler Huntley	2016-19
3.	147.38	Cameron Rising	2020-present
4.	146.32	Lee Grosscup	1957-58
5.	146.05	Mike McCoy	1992-94
6.	144.22	Brian Johnson	2004-05, 07-08
7.	140.11	Mike Fouts	1995-96
8.	140.05	Terrance Cain	2009-10
9.	137.84	Brett Ratliff	2005-06
10.	135.20	Scott Mitchell	1987-89

YARDS PER PASS COMPLETION

Game (Min. 15 Attempts)	Yards	Player	Opponent	Year
1.	23.93	Tyler Huntley	vs. UCLA	2019
2.	22.67	Mike Fouts	vs. Kansas	1996
3.	21.60	Mark Stevens	vs. Colorado State	1983
4.	21.18	Brian Johnson	vs. New Mexico	2005
5.	20.38	Travis Wilson	vs. Idaho State	2014
6.	20.17	Travis Wilson	vs. Arizona State	2013
7.	20.09	Jason Shelley	vs. Colorado	2018
8.	20.00	Alex Smith	vs. Air Force	2004
9.	19.65	Scott Mitchell	vs. Idaho State	1988
10.	19.46	Tyler Huntley	vs. California	2019

Season (Min. 100 Attempts)	Yards	Player	Year
1.	14.05	Tyler Huntley	2019
2.	13.79	Alex Smith	2004
3.	13.77	Brian Johnson	2005
4.	13.74	Travis Wilson	2013
5.	13.53	Troy Williams	2017
6.	13.44	Adam Schulz	2013
7.	13.32	Troy Williams	2016
8.	12.99	Alex Smith	2003
9.	12.78	Jordan Wynn	2009
10.	12.55	Jordan Wynn	2010

Career (Min. 250 Attempts)	Yards	Player	Year
1.	13.38	Alex Smith	2002-04
2.	13.37	Troy Williams	2016-17
3.	12.81	Tyler Huntley	2016-19
4.	12.46	Brett Ratliff	2005-06
5.	12.22	Cameron Rising	2020-present
6.	12.17	Jordan Wynn	2009-12
7.	11.75	Terrance Cain	2009-10
8.	11.67	Brian Johnson	2004-05, 07-08
9.	11.54	Jon Hays	2011-12
10.	11.46	Travis Wilson	2012-15

200-YARD PASSING GAMES

Season	Games	Player	Year
1.	11	Larry Egger	1985
	11	Scott Mitchell	1988
	11	Mike McCoy	1993
4.	10	Mike McCoy	1994
	10	Brian Johnson	2005
6.	9	Scott Mitchell	1989
	9	Tyler Huntley	2019
	9	Cameron Rising	2022
9.	8	Frank Dolce	1991

8	Frank Dolce	1992
8	Mike Fouts	1995
8	Mike Fouts	1996
8	Brett Ratliff	2006
8	Brian Johnson	2008

Career	Games	Player	Year
1.	23	Scott Mitchell	1987-89
2.	21	Mike McCoy	1992-94
	21	Brian Johnson	2004-05, 07-08
4.	20	Tyler Huntley	2016-19
5.	18	Larry Egger	1985-86
6.	16	Frank Dolce	1991-92
	16	Mike Fouts	1995-96
	16	Travis Wilson	2012-15
9.	14	Cameron Rising	2020-present
10.	13	Alex Smith	2002-04

300-YARD PASSING GAMES

Season	Games	Player	Year
1.	8	Scott Mitchell	1988
2.	7	Mike McCoy	1993
3.	6	Scott Mitchell	1989
4.	4	Mike McCoy	1994
	4	Brian Johnson	2005
6.	3	Larry Egger	1985
	3	Larry Egger	1986
	3	Mike Richmond	1990
	3	Frank Dolce	1992
	3	Mike Fouts	1995
	3	Mike Fouts	1996
	3	Alex Smith	2004
	3	Brian Johnson	2008
	3	Jordan Wynn	2010
	3	Tyler Huntley	2017

Career	Games	Player	Year
1.	14	Scott Mitchell	1987-89
2.	11	Mike McCoy	1992-94
3.	8	Brian Johnson	2004-05, 07-08
4.	6	Larry Egger	1985-86
	6	Frank Dolce	1991-92
	6	Mike Fouts	1995-96
	6	Tyler Huntley	2016-19
8.	5	Mike Richmond	1988-90
9.	4	Alex Smith	2002-04
	4	Jordan Wynn	2009-12

400-YARD PASSING GAMES

Season	Games	Player	Year
1.	3	Scott Mitchell	1988
	3	Mike McCoy	1993
3.	2	Larry Egger	1986
4.	1	Chris Mendonca	1987
	1	Scott Mitchell	1989
	1	Frank Dolce	1992
	1	Mike Fouts	1996
	1	Brett Elliott	2002
	1	Brian Johnson	2005
	1	Cameron Rising	2022

Career	Games	Player	Year
1.	4	Scott Mitchell	1987-89
2.	3	Mike McCoy	1994-94
3.	2	Larry Egger	1985-86
4.	1	Chris Mendonca	1985-87
	1	Frank Dolce	1991-92
	1	Mike Fouts	1995-96
	1	Brett Elliott	2001-02
	1	Brian Johnson	2004-05, 07-08
	1	Cameron Rising	2020-present

INFORMATION

HERE'S UTAH

2023 OUTLOOK

PLAYER BIOS

COACHES & STAFF

SERIES HISTORY

2022 IN REVIEW

BOWL HISTORY

RECORD BOOK

Individual Records



Travis Wilson owns the school record with 75 career total touchdowns from 2012-15.

TOTAL OFFENSE

TOTAL PLAYS

Game	Plays	Player	Opponent	Year
1.	69	Scott Mitchell	vs. San Diego State	1989
2.	68	Scott Mitchell	vs. Air Force	1988
	68	Frank Dolce	vs. BYU	1992
4.	66	Scott Mitchell	vs. UTEP	1988
5.	65	Scott Mitchell	vs. Illinois	1988
6.	63	Larry Egger	vs. UTEP	1986
	63	Brian Johnson	vs. San Diego State	2005
8.	61	Scott Mitchell	vs. Stanford	1989

Season

1.	589	Scott Mitchell	1988
2.	529	Mike McCoy	1993
3.	508	Scott Mitchell	1989
4.	502	Brian Johnson	2008
5.	501	Troy Williams	2016
6.	489	Brett Ratliff	2006
7.	482	Brian Johnson	2005
8.	480	Tyler Huntley	2017
9.	475	Larry Egger	1985
10.	462	Cameron Rising	2022

Career

1.	1467	Travis Wilson	2012-15
2.	1383	Brian Johnson	2004-05, 07-08
3.	1306	Scott Mitchell	1987-89
4.	1243	Tyler Huntley	2016-19
5.	1103	Mike McCoy	1992-94
6.	903	Larry Egger	1985-86
7.	873	Alex Smith	2002-04

8.	863	Cameron Rising	2020-present
9.	840	Don Van Galder	1971-73
10.	788	Mark Stevens	1983-84

TOTAL YARDS

Game	Yards	Player	Opponent	Year
1.	614	Scott Mitchell	vs. Air Force	1988
2.	513	Scott Mitchell	vs. Idaho State	1988
3.	489	Larry Egger	vs. UTEP	1986
4.	483	Brian Johnson	vs. San Diego State	2005
5.	475	Cameron Rising	vs. USC	2022
6.	468	Larry Egger	vs. Air Force	1986
7.	461	Mike McCoy	vs. BYU	1993
8.	458	Mike Fouts	vs. Kansas	1996
9.	451	Brian Johnson	vs. Wyoming	2005
10.	446	Mike McCoy	vs. Hawaii	1993

Season

1.	4299	Scott Mitchell	1988
2.	3969	Mike McCoy	1993
3.	3583	Alex Smith	2004
4.	3499	Cameron Rising	2022
5.	3382	Tyler Huntley	2019
6.	3370	Brian Johnson	2005
7.	3133	Scott Mitchell	1989
8.	3104	Mike McCoy	1994
9.	3100	Brian Johnson	2008
10.	3056	Brett Ratliff	2006

Career

1.	8836	Scott Mitchell	1987-89
2.	8701	Brian Johnson	2004-05, 07-08
3.	8628	Travis Wilson	2012-15
4.	8497	Tyler Huntley	2016-19
5.	7559	Mike McCoy	1992-94
6.	6525	Cameron Rising	2020-present
7.	6275	Alex Smith	2002-04
8.	5515	Larry Egger	1985-86
9.	4891	Mike Fouts	1995-96
10.	4861	Mark Stevens	1983-84

TOTAL OFFENSE PER GAME

Season (Min. 8 Games)	Yards	Player	Year
1.	390.82	Scott Mitchell	1988
2.	337.00	Brian Johnson	2005
3.	330.75	Mike McCoy	1993
4.	313.30	Scott Mitchell	1989
5.	298.58	Alex Smith	2004
6.	294.8	Tyler Huntley	2017
7.	289.00	Larry Egger	1985
8.	285.18	Mike McCoy	1984
9.	269.20	Cameron Rising	2022
10.	263.78	Frank Dolce	1992

Career (Min. 15 Games)

1.	276.13	Scott Mitchell	1987-89
2.	260.66	Mike McCoy	1992-94
3.	251.00	Alex Smith	2002-04
4.	250.68	Larry Egger	1985-86
5.	241.66	Cameron Rising	2020-present
6.	241.55	Frank Dolce	1991-92
7.	229.60	Tyler Huntley	2016-19
8.	222.32	Mike Fouts	1995-96
9.	211.35	Mark Stevens	1983-84
10.	211.06	Brett Ratliff	2005-06

YARDS PER PLAY

Game (Min. 37 Plays)	Yards	Player	Opponent	Year
1.	11.14	Mike McCoy	vs. Colorado State	1993
2.	11.11	Frank Dolce	vs. Oregon State	1992
3.	10.65	Mike Fouts	vs. Kansas	1996
4.	10.47	Scott Mitchell	vs. Idaho State	1988
5.	10.36	Alex Smith	vs. Texas A&M	2004
6.	10.03	Mike McCoy	vs. UTEP	1994

7.	9.98	Mike McCoy	vs. San Diego State	1993
8.	9.78	Mike McCoy	vs. Air Force	1993
9.	9.52	Brian Johnson	vs. Navy	2007
10.	9.27	Chris Mendonca	vs. Utah State	1987

Season (Min. 100 Plays)

1.	8.35	Tyler Huntley	2019
2.	7.93	Alex Smith	2004
3.	7.60	Cameron Rising	2021
4.	7.57	Cameron Rising	2022
5.	7.50	Mike McCoy	1993
6.	7.33	Jordan Wynn	2010
7.	7.30	Scott Mitchell	1988
8.	7.24	Mike Fouts	1996
9.	7.00	Lee Grosscup	1957
10.	6.99	Brian Johnson	2005

Career (Min. 250 Plays)

Season	Yards	Player	Year
1.	7.56	Cameron Rising	2020-present
2.	7.19	Alex Smith	2002-04
3.	6.98	Mike Fouts	1995-96
4.	6.85	Mike McCoy	1992-94
5.	6.84	Tyler Huntley	2016-19
6.	6.81	Darnell Arceneaux	1997-98
7.	6.77	Scott Mitchell	1987-89
8.	6.68	Darnell Arceneaux	1997-00
9.	6.66	Ken Vierra	1981-82
10.	6.64	Jordan Wynn	2009-12

TOTAL TOUCHDOWNS

Game	Touchdowns	Player	Opponent	Year
1.	7	Steve Marshall	vs. Colorado State	1972
2.	6	Ricky Hardin	vs. New Mexico	1980
	6	Mark Stevens	vs. Wyoming	1983
	6	Scott Mitchell	vs. Utah State	1989
	6	Scott Mitchell	vs. UTEP	1989
6.	5	19 times	last:	
		Cameron Rising	vs. USC	2022 (RS)

Season

1.	42	Alex Smith	2004
2.	33	Scott Mitchell	1989
3.	32	Cameron Rising	2022
4.	29	Scott Mitchell	1988
	29	Mike McCoy	1994
6.	28	Brian Johnson	2008
7.	26	Brian Johnson	2005
	26	Cameron Rising	2021
9.	25	Don Van Galder	1973
10.	24	Mark Stevens	1984
	24	Brett Ratliff	2006
	24	Tyler Huntley	2019

Career

1.	75	Travis Wilson	2012-15
2.	72	Scott Mitchell	1987-89
3.	69	Brian Johnson	2004-05, 07-08
4.	63	Tyler Huntley	2016-19
5.	62	Alex Smith	2002-04
6.	58	Cameron Rising	2020-present
7.	52	Don Van Galder	1971-73
8.	51	Mike McCoy	1992-94
9.	46	Mark Stevens	1983-84
10.	42	Larry Egger	1985-86
	42	Frank Dolce	1991-92



Individual Records

INFORMATION

HERE'S UTAH

2023 OUTLOOK

PLAYER BIOS

COACHES & STAFF

SERIES HISTORY

2022 IN REVIEW

BOWL HISTORY

RECORD BOOK



David Reed owns the school record for receiving yards in a season (1,188 in 2009).

RECEIVING

MOST RECEPTIONS

Game	Player	Year
1.	Loren Richey	vs. UTEP, 1986
2.	Travis LaFendresse	vs. Georgia Tech, 2005
	Dalton Kincaid	vs. USC, 2022 (RS)
4.	Paris Warren	vs. Pittsburgh, 2004
5.	Rodney Wells	vs. Idaho State, 1987
6.	Danny Huey	vs. Wyoming, 1983
	Bryan Bero	vs. Idaho State, 1988
	Daniel Jones	vs. Fresno State, 1998
	Paris Jackson	vs. San Diego State, 2002
10.	Lance Robbins	vs. Utah State, 1972
	Aaron Grimm	vs. Hawaii, 1988
	John Madsen	vs. Wyoming, 2005
	Freddie Brown	vs. Alabama, 2008

Season	Player	Year
1.	81	David Reed 2009
2.	80	Paris Warren 2004
3.	77	Freddie Brown 2008
4.	76	Paris Warren 2003
5.	73	Loren Richey 1985
	73	Dennis Smith 1989
7.	70	Darren Carrington 2017
	70	Dalton Kincaid 2022
9.	67	Loren Richey 1986
	67	Steve Savoy 2004

Career	Player	Year
1.	192	Kevin Dyson 1994-97
2.	184	Britain Covey 2015, 2018-21
3.	177	Bryan Rowley 1989-93
4.	156	Dennis Smith 1986-89
	156	Paris Warren 2003-04
6.	152	Jereme Brooks 2007-10
7.	149	Carl Harry 1986-88
8.	148	Brant Kuithe 2018-present
9.	140	Loren Richey 1985-86

10.	135	Travis LaFendresse 2002-05
	135	Derrek Richards 2004-07

RECEIVING YARDS

Game	Player	Year
1.	255	Carl Harry vs. Idaho State, 1988
2.	234	Dalton Kincaid vs. USC, 2022 (RS)
3.	214	Travis LaFendresse vs. Georgia Tech, 2005
4.	213	Loren Richey vs. UTEP, 1986
5.	200	Bryan Rowley vs. Hawaii, 1991
6.	199	Danny Huey vs. San Diego State, 1984
7.	198	Paris Warren vs. Pittsburgh, 2004
8.	197	Daniel Jones vs. Fresno State, 1998
9.	194	Jack Steptoe vs. New Mexico, 1976
10.	192	Travis LaFendresse vs. New Mexico, 2005

Season	Player	Year
1.	1188	David Reed 2009
2.	1145	Carl Harry 1988
3.	1091	Dennis Smith 1989
4.	1076	Paris Warren 2004
5.	1011	Bryan Rowley 1991
6.	1006	Louis Thomas 1968
7.	1002	Dres Anderson 2013
8.	980	Darren Carrington 2017
9.	971	Loren Richey 1985
10.	961	Steve Savoy 2004

Career	Player	Year
1.	3143	Bryan Rowley 1989-93
2.	2726	Kevin Dyson 1994-97
3.	2283	Carl Harry 1986-88
4.	2168	Dennis Smith 1986-89
5.	2077	Dres Anderson 2011-14
6.	2011	Britain Covey 2015, 2018-21
7.	1885	Paris Warren 2003-04
8.	1882	Brant Kuithe 2018-present
9.	1872	James Teahan 1978-81
10.	1862	Cliff Russell 1998-2001

RECEIVING YARDS PER GAME

Season (Min. 8 Games)	Player	Year
1.	104.09	Carl Harry 1988
2.	100.60	Louis Thomas 1968
3.	91.38	David Reed 2009
4.	90.92	Dennis Smith 1989
5.	90.00	Travis LaFendresse 2005
6.	89.67	Paris Warren 2004
7.	88.27	Loren Richey 1985
8.	85.00	Aaron Grimm 1988
9.	84.25	Bryan Rowley 1991
10.	83.50	Dres Anderson 2013

Career (Min. 15 Games)	Player	Year
1.	83.14	Loren Richey 1985-86
2.	81.95	Paris Warren 2003-04
3.	76.33	Steve Smith 1999-00
4.	71.75	Daniel Jones 1997-98
5.	70.00	Deron Claiborne 1993-94
6.	69.18	Carl Harry 1986-88
7.	67.67	Steve Savoy 2003-04
8.	67.09	Jack Steptoe 1976-77
9.	66.87	Bryan Rowley 1989-93
10.	66.24	Rocky Henry 1995-96

RECEIVING TOUCHDOWNS

Game	Player	Year
1.	4	Dennis Smith vs. Utah State, 1989
	4	Dennis Smith vs. Air Force, 1989
	4	Travis LaFendresse vs. Georgia Tech, 2005
4.	3	14 times (last Darren Carrington vs. San Jose State, 2017)

Season	Player	Year
1.	18	Dennis Smith 1989
2.	14	Carl Harry 1988
3.	12	Paris Warren 2004
4.	11	Steve Odom 1972
	11	Bryan Rowley 1991
	11	Curtis Marsh 1994
	11	Steve Savoy 2004
8.	10	Brent Casteel 2006
9.	9	Jack Steptoe 1976
10.	8	Steve Odom 1973
	8	Jack Steptoe 1977
	8	Kevin Dyson 1996
	8	Steve Smith 1999
	8	Travis LaFendresse 2005
	8	Dalton Kincaid 2021
	8	Dalton Kincaid 2022

Career	Player	Year
1.	25	Bryan Rowley 1989-93
2.	24	Dennis Smith 1986-89
3.	20	Carl Harry 1986-88
4.	19	Steve Odom 1971-73
5.	18	Kevin Dyson 1994-97
	18	Steve Savoy 2003-04
7.	17	Jack Steptoe 1976-77
	17	Brent Casteel 2005-08
	17	Dres Anderson 2011-14
10.	16	Paris Warren 2003-04
	16	Brant Kuithe 2018-present
	16	Dalton Kincaid 2020-22



Dres Anderson became one of seven receivers with 1,000 yards in a season in 2013.

Individual Records



AVERAGE YARDS PER CATCH

Game (Min. 3 Receptions)

1.	48.50	Jack Steptoe	vs. New Mexico, 1976
2.	44.00	Kevin Dyson	vs. Tulsa, 1996
3.	43.33	Steve Abrams	vs. Fresno State, 1989
4.	39.33	Jim Teahan	vs. Wyoming, 1981
5.	39.00	Willie Armstead	vs. San Jose State, 1974
6.	38.00	Steve Odom	vs. Oregon, 1973
7.	37.33	Bryan Rowley	vs. UTEP, 1990
	37.33	Brian Hernandez	vs. Colorado State, 2005
9.	36.33	Clifton Smith	vs. Fresno State, 1989
10.	34.33	James Hardy	vs. Wyoming, 1984

Season (Min. 30 Receptions)

1.	22.10	Steve Odom	1972
2.	21.20	Steve Smith	2000
3.	20.00	Steve Smith	1999
4.	19.79	Jack Steptoe	1976
5.	19.03	Steve Odom	1973
6.	18.98	Deron Claiborne	1993
7.	18.91	Dres Anderson	2013
8.	18.84	Floyd Hodge	1980
9.	18.41	Jaylen Dixon	2018
10.	18.08	Brian Hernandez	2005

Career (Min. 70 Receptions)

1.	20.55	Steve Smith	1999-00
2.	20.00	Steve Odom	1971-73
3.	18.45	Jack Steptoe	1976-77
4.	7.76	Bryan Rowley	1989-93
5.	17.72	Willie Armstead	1972-74
6.	17.62	James Hardy	1983-86
7.	17.02	James Teahan	1978-81
8.	16.66	Roy Jefferson	1962-64
9.	16.39	Frank Henry	1977-78
10.	16.20	Louis Thomas	1967-68

RECEIVING 100-YARD GAMES

Season

1.	6	Louis Thomas	1968
	6	Dennis Smith	1989
	6	Dres Anderson	2013
4.	5	Carl Harry	1988
	5	David Reed	2009
6.	4	Loren Richey	1985
	4	Carl Harry	1987
	4	Sean Williams	1992
	4	Henry Lusk	1993
	4	Steve Savoy	2004
	4	Paris Warren	2004
	4	Darren Carrington	2017

Career

1.	10	Bryan Rowley	1989-93
2.	9	Carl Harry	1986-88
3.	8	Dennis Smith	1986-89
4.	7	Loren Richey	1985-86
	7	Dres Anderson	2011-14
6.	6	Kevin Dyson	1994-97
	6	Danny Huey	1983-84
	6	Steve Savoy	2003-04
	6	Louis Thomas	1967-68
10.	5	David Reed	2008-09
	5	Cliff Russell	1998-2001
	5	Henry Lusk	1991-95
	5	Deron Claiborne	1993-94
	5	Steve Savoy	2003-04
	5	DeVonte Christopher	2009-11

RECEPTIONS BY A RUNNING BACK

Game

1.	14	Rod Wells	vs. Idaho State, 1987
2.	13	Bryan Bero	vs. Illinois, 1988
3.	11	Clifton Smith	vs. Wyoming, 1989
4.	9	Devontae Booker	vs. Stanford, 2014
5.	8	Gene Belczyk	vs. Oregon, 1971
	8	Frank Collins	vs. Arizona, 1975
	8	Eddie Johnson	vs. Air Force, 1986
	8	Devontae Booker	vs. Oregon, 2014

Season

1.	52	Bryan Bero	1988
2.	44	Clifton Smith	1989
3.	43	Devontae Booker	2014
4.	37	Devontae Booker	2015
5.	35	Mike Moseley	1976

Career

1.	91	Clifton Smith	1987-90
2.	80	Eddie Johnson	1984-88
	80	Devontae Booker	2014-15
4.	72	Keith Williams	1991-93

PUNTING

MOST PUNTS

Game

1.	12	Jerry Pullman	vs. Wyoming, 1966
2.	11	Craig Smith	vs. Washington State, 1968
	11	Todd Speer	vs. New Mexico, 1981
	11	Louie Sakoda	vs. Oregon State, 2007
	11	Tom Hackett	vs. BYU, 2013
3.	10	13 times	(last Sean Sellwood vs. Utah State, 2012)

Season

1.	80	Tom Hackett	2014
2.	78	Craig Smith	1967
	78	Mike Brown	1974
4.	76	Tom Hackett	2013
5.	75	Craig Smith	1968
6.	73	Louie Sakoda	2007
7.	72	Wayne Lammle	1990
8.	69	Sean Sellwood	2009
9.	68	Marv Bateman	1971
	68	Mike Brown	1975
	68	Rick Partridge	1977

Career

1.	242	Louie Sakoda	2005-08
	242	Tom Hackett	2012-15
3.	214	Craig Smith	1967-69
4.	205	Chris Hunter	1996-99
5.	190	Hank Mondaca	1982-85
	190	Sean Sellwood	2009-12
7.	175	Mitch Wishnowsky	2016-18
8.	146	Mike Brown	1974-75
9.	135	Herb Anderson	1946-49
10.	133	Marv Bateman	1969-71

PUNT YARDS

Game

1.	526	Sean Sellwood	vs. Utah State, 2012
2.	486	Tom Hackett	vs. BYU, 2013
3.	471	Craig Smith	vs. Washington State, 1968
4.	458	Louie Sakoda	vs. Oregon State, 2007
5.	455	Tom Hackett	vs. Arizona State, 2013
6.	454	Don Cruse	vs. Wyoming, 1987
7.	434	Jeff Hucko	vs. BYU, 1979
8.	432	Marv Bateman	vs. Washington State, 1971
9.	431	Mike Brown	vs. Iowa State, 1975



Two-time Ray Guy Award winner and Consensus All-American Tom Hackett set several of Utah's career punting records from 2012-15.

10.	428	Todd Speer	vs. New Mexico, 1981
-----	-----	------------	----------------------

Season

1.	3736	Tom Hackett	2014
2.	3300	Tom Hackett	2013
3.	3269	Marv Bateman	1971
4.	3231	Louie Sakoda	2007
5.	3053	Mitch Wishnowsky	2016
6.	3044	Craig Smith	1968
7.	2990	Rick Partridge	1977
8.	2979	Craig Smith	1967
9.	2968	Marv Bateman	1970
	2968	Mike Brown	1974

Career

1.	10933	Tom Hackett	2012-15
2.	10188	Louie Sakoda	2005-08
3.	8561	Craig Smith	1967-69
4.	8454	Chris Hunter	1996-99
5.	8330	Sean Sellwood	2009-12
6.	8004	Mitch Wishnowsky	2016-18
7.	7563	Hank Mondaca	1982-85
8.	6237	Marv Bateman	1969-71
9.	5768	Mike Brown	1974-75
10.	5428	Rick Partridge	1977-78



Individual Records

PUNT AVERAGE

Game (Min. 5 Punts)

1.	55.50	Mitch Wishnowsky	vs. Southern Utah, 2016
2.	55.40	Tom Hackett	vs. Fresno State, 2014
3.	54.14	Marv Bateman	vs. Wyoming, 1970
4.	54.14	Marv Bateman	vs. Wyoming, 1971
5.	53.67	Mitch Wishnowsky	vs. Washington, 2016
6.	53.20	Marv Bateman	vs. Arizona State, 1971
7.	52.60	Sean Sellwood	vs. Utah State, 2012
8.	51.86	Craig Smith	vs. San Jose State, 1969
9.	51.60	Marv Bateman	vs. BYU, 1970
10.	51.50	Carter Cowley	vs. Oregon State, 1952

Season (Min. 35 Punts)

1.	48.07	Marv Bateman	1971
2.	47.95	Tom Hackett	2015
3.	47.70	Mitch Wishnowsky	2016
4.	46.70	Tom Hackett	2014
5.	46.53	Sean Sellwood	2012
6.	45.66	Marv Bateman	1970
7.	45.24	Mitch Wishnowsky	2018
8.	45.02	Sean Sellwood	2011
9.	44.26	Louie Sakoda	2007
10.	44.03	Louie Sakoda	2006

Career (Min. 100 Atts.)

1.	46.89	Marv Bateman	1969-71
2.	45.74	Mitch Wishnowsky	2016-18
3.	45.18	Tom Hackett	2012-15
4.	43.84	Sean Sellwood	2009-12
5.	43.77	Rick Partridge	1977-78
6.	42.10	Louie Sakoda	2005-08
7.	41.89	Dannie Marrelli	1972-73
8.	41.43	Brian Lewis	2001-02
9.	41.20	Chris Hunter	1996-99
10.	41.07	Matt Kovacevich	2003-04

PUNTS 50 YARDS OR LONGER

Game

1.	6	Marv Bateman	vs. Wyoming, 1970
	6	Marv Bateman	vs. Wyoming, 1971
	6	Marv Bateman	vs. Colorado State, 1971
	6	Don Cruse	vs. BYU, 1987
5.	5	Mitch Wishnowsky	vs. Southern Utah, 2016
	5	Mitch Wishnowsky	vs. Washington, 2016
7.	4	16 times	(last Mitch Wishnowsky vs. Oregon, 2018)

Season

1.	30	Mitch Wishnowsky	2016
2.	29	Marv Bateman	1971
3.	25	Tom Hackett	2014
4.	23	Tom Hackett	2015
5.	21	Louie Sakoda	2007
6.	20	Mitch Wishnowsky	2018
7.	19	Marv Bateman	1970
	19	Tom Hackett	2013
9.	16	Rick Partridge	1977
	16	Don Cruse	1987

Career

1.	68	Tom Hackett	2012-15
2.	62	Mitch Wishnowsky	2016-18
3.	51	Sean Sellwood	2009-12
4.	50	Louie Sakoda	2005-08
5.	48	Marv Bateman	1970-71
6.	37	Chris Hunter	1996-99
7.	26	Rick Partridge	1977-78
8.	23	Dan Marrelli	1972-73
9.	22	Jeff Hucko	1977-80
	22	Craig Smith	1967-69

KICKING

FIELD GOALS MADE

Game

1.	6	Matt Gay	vs. Oregon, 2018
2.	5	Joe Phillips	vs. BYU, 2009
3.	4	Andre Guardi	vs. Colorado State, 1985
	4	Tim Wagstaff	vs. Colorado State, 1988
	4	Wayne Lammle	vs. New Mexico, 1989
	4	Dan Pulsipher	vs. Utah State, 1995
	4	Bryan Borreson	vs. Indiana, 2002
	4	Louie Sakoda	vs. Tulsa, 2006
	4	Louie Sakoda	vs. Michigan, 2008
	4	Joe Phillips	vs. Iowa State, 2010
	4	Coleman Petersen	vs. Pittsburgh, 2011
	4	Andy Phillips	vs. Michigan, 2014
	4	Andy Phillips	vs. Indiana, 2016
	4	Matt Gay	vs. BYU, 2017
	4	Matt Gay	vs. San Jose State, 2017
	4	Matt Gay	vs. Stanford, 2018

Season

1.	30	Matt Gay	2017
2.	26	Matt Gay	2018
3.	23	Andy Phillips	2014
	23	Andy Phillips	2015
5.	22	Louie Sakoda	2008
6.	21	Andy Phillips	2016
7.	20	Joe Phillips	2009
8.	19	Louie Sakoda	2007
9.	18	Andre Guardi	1985
	18	Coleman Petersen	2011

Career

1.	84	Andy Phillips	2013-16
2.	57	Louie Sakoda	2005-08
3.	56	Matt Gay	2017-18
4.	44	Chris Yergensen	1991-93
5.	35	Daniel Pulsipher	1991-96
6.	34	Andre Guardi	1983-86
7.	33	Joe Phillips	2009-10
8.	32	Jadon Redding	2019-22
9.	26	Wayne Lammle	1987-90
	26	Coleman Petersen	2011-12


FIELD GOALS ATTEMPTED

Game

1.	6	Matt Gay	vs. Oregon, 2018
2.	5	Marv Bateman	vs. BYU, 1969
	5	Chris Yergensen	vs. Wyoming, 1992
	5	Chris Yergensen	vs. Idaho, 1993
	5	Joe Phillips	vs. BYU, 2009
	5	Andy Phillips	vs. Michigan, 2014
7.	4	31 times	(last Jadon Redding vs. USC, 2019)

Season

1.	34	Matt Gay	2017
2.	31	Matt Gay	2018
3.	28	Andy Phillips	2014
4.	27	Andy Phillips	2015
5.	26	Chris Yergensen	1993
6.	25	Coleman Petersen	2011
	25	Andy Phillips	2016
8.	24	Louie Sakoda	2008
9.	23	Tom McNamara	1977
10.	22	Gil Alvarez	1981
	22	Andre Guardi	1985
	22	Tim Wagstaff	1988
	22	Wayne Lammle	1989
	22	Daniel Pulsipher	1995
	22	Cletus Truhe	1997
	22	Louie Sakoda	2007
	22	Joe Phillips	2009



Andy Phillips set Utah's career marks for field goals made and attempted from 2013-16.

Career

1.	100	Andy Phillips	2013-16
2.	66	Chris Yergensen	1991-93
	66	Louie Sakoda	2005-08
4.	65	Matt Gay	2017-18
5.	54	Daniel Pulsipher	1991, 94-96
6.	49	Andre Guardi	1983-86
8.	41	Marv Bateman	1969-71
	41	Jadon Redding	2019-22
10.	39	Wayne Lammle	1987-90
	39	Joe Phillips	2009-10

BEST FIELD GOAL PERCENTAGE

Season (Min. 15 Attempts)

1.	.933 (14-15)	Scott Lieber	1987
2.	.917 (22-24)	Louie Sakoda	2008
3.	.909 (20-22)	Joe Phillips	2009
4.	.882 (30-34)	Matt Gay	2017
5.	.864 (19-22)	Louie Sakoda	2007
6.	.852 (23-27)	Andy Phillips	2015
7.	.850 (17-20)	Andy Phillips	2013
8.	.842 (16-19)	Dan Beardall	2005
9.	.840 (21-25)	Andy Phillips	2016
10.	.839 (26-31)	Matt Gay	2018

Career (Min. 25 Attempts)

1.	.864 (57-66)	Louie Sakoda	2005-08
2.	.862 (56-65)	Matt Gay	2017-18
3.	.846 (33-39)	Joe Phillips	2009-10
4.	.840 (84-100)	Andy Phillips	2013-16
5.	.780 (32-41)	Jadon Redding	2019-22
6.	.700 (21-30)	Scott Lieber	1985-88
7.	.694 (34-49)	Andre Guardi	1983-86
8.	.684 (26-38)	Coleman Petersen	2011-12
9.	.667 (44-66)	Chris Yergensen	1991-93
	.667 (26-39)	Wayne Lammle	1988-90

INFORMATION

HERE'S UTAH

2023 OUTLOOK

PLAYER BIOS

COACHES & STAFF

SERIES HISTORY

2022 IN REVIEW

BOWL HISTORY

RECORD BOOK



Individual Records

MOST CONSECUTIVE FIELD GOALS

Season	Player	Year
1.	21	Matt Gay 2018
2.	18	Joe Phillips 2009-10
3.	15	Louie Sakoda 2007
	15	Louie Sakoda 2008
5.	14	Matt Gay 2017
	14	Jadon Redding 2019-21
7.	12	Dan Beardall 2005
	12	Andy Phillips 2014
9.	11	Andre Guardi 1985
	11	Scott Lieber 1987
	11	Andy Phillips 2013

50-YARD FIELD GOALS MADE

Game	Player	Year
1.	2	Matt Gay vs. San Jose State, 2017

Season	Player	Year
1.	5	Matt Gay 2017
2.	3	Andre Guardi 1985
	3	Wayne Lammle 1989
	3	Matt Gay 2018
5.	2	Chris Yergensen 1993
	2	Dan Pulsipher 1996
	2	Bryan Borreson 2002
	2	Louie Sakoda 2008
	2	Andy Phillips 2014

Career	Player	Year
1.	8	Matt Gay 2017-18
2.	4	Andy Phillips 2013-16
	4	Andre Guardi 1983-86
4.	3	Marv Bateman 1969-71
	3	Wayne Lammle 1987-90
	3	Chris Yergensen 1991-93
	3	Dan Pulsipher 1991-96
	3	Louie Sakoda 2005-08

EXTRA POINT PATS

Game	Player	Year
1.	10	Andy Phillips vs. Weber State, 2013
	10	Jordan Noyes vs. Southern Utah, 2022
3.	9	Gil Alvarez vs. UNLV, 1981
	9	Dan Pulsipher vs. Idaho State, 1994
	9	David Carroll vs. UNLV, 2004
	9	David Carroll vs. Colorado State, 2004
	9	Louie Sakoda vs. San Diego State, 2008
	9	Jadon Redding vs. Colorado, 2022
9.	8	12 times last: Andy Phillips vs. Oregon, 2015

Season	Player	Year
1.	56	Louie Sakoda 2008
	56	Jadon Redding 2019
3.	55	Joe Phillips 2010
4.	48	Daniel Pulsipher 1994
5.	47	Andy Phillips 2015
6.	45	Matt Gay 2018
7.	44	David Carroll 2004
	44	Andy Phillips 2014
9.	43	Louie Sakoda 2006
	43	Andy Phillips 2016

Career	Player	Year
1.	175	Andy Phillips 2013-16
2.	149	Jadon Redding 2019-22
3.	137	Louie Sakoda 2005-08
4.	125	Andre Guardi 1983-86
5.	116	Daniel Pulsipher 1991-96
6.	101	Ryan Kaneshiro 1998-2001
7.	93	Joe Phillips 2009-10
8.	85	Matt Gay 2017-18
9.	83	Chris Yergensen 1991-93

10.	80	Bryan Borreson 2002-04
-----	----	------------------------

EXTRA POINT PAT ATTEMPTS

Game	Player	Year
1.	10	Dan Marrelli vs. UTEP, 1973
	10	Andy Phillips vs. Weber State, 2013
	10	Jordan Noyes vs. Southern Utah, 2022
4.	9	Dan Marrelli vs. Colorado State, 1972
	9	Gil Alvarez vs. UNLV, 1981
	9	Andre Guardi vs. Wyoming, 1983
	9	Dan Pulsipher vs. Idaho State, 1994
	9	David Carroll vs. UNLV, 2004
	9	David Carroll vs. Colorado State, 2004
	9	Louie Sakoda vs. San Diego State, 2008
	9	Jadon Redding vs. Colorado, 2022

Season	Player	Year
1.	57	Louie Sakoda 2008
2.	56	Joe Phillips 2010
	56	Jadon Redding 2019
4.	48	Daniel Pulsipher 1994
5.	47	Andy Phillips 2015
6.	45	Dannie Marrelli 1973
	45	Andy Phillips 2014
	45	Matt Gay 2018
9.	44	David Carroll 2004
10.	43	Louie Sakoda 2006
	43	Andy Phillips 2016
	43	Jadon Redding 2021

Career	Player	Year
1.	176	Andy Phillips 2013-16
2.	152	Jadon Redding 2019-22
3.	140	Louie Sakoda 2005-08
4.	127	Andre Guardi 1983-86
5.	118	Daniel Pulsipher 1991-96
6.	105	Ryan Kaneshiro 1998-2001
7.	95	Joe Phillips 2009-10
8.	91	Bryan Borreson 2002-04
9.	87	Chris Yergensen 1991-93
10.	85	Matt Gay 2017-18

BEST EXTRA POINT PERCENTAGE

Game (Min. 8 Attempts)	Player	Year
1.	1.000, (10-10)	Andy Phillips vs. Weber State, 2013
	1.000, (10-10)	Jordan Noyes vs. Southern Utah, 2022
3.	1.000, (9-9)	Gil Alvarez vs. UNLV, 1981
	1.000, (9-9)	Dan Pulsipher vs. Idaho State, 1994
	1.000, (9-9)	David Carroll vs. UNLV, 2004
	1.000, (9-9)	David Carroll vs. Colorado State, 2004
	1.000, (9-9)	Louie Sakoda vs. San Diego State, 2008
	1.000, (9-9)	Jadon Redding vs. Colorado, 2022
9.	1.000, (8-8)	9 times last: Andy Phillips vs. Oregon, 2015
	1.000, (8-8)	Andy Phillips vs. Oregon, 2015

Season (Min. 25 Attempts)	Player	Year
1.	1.000 (56-56)	Jadon Redding 2019
	1.000 (48-48)	Daniel Pulsipher 1994
	1.000 (47-47)	Andy Phillips 2015
	1.000 (45-45)	Matt Gay 2018
	1.000 (44-44)	David Carroll 2004
	1.000 (43-43)	Louie Sakoda 2006
	1.000 (43-43)	Andy Phillips 2016
	1.000 (42-42)	Andre Guardi 1984
	1.000 (41-41)	Andy Phillips 2013
	1.000 (40-40)	Matt Gay 2017
	1.000 (39-39)	Andre Guardi 1985
	1.000 (37-37)	Gil Alvarez 1981
	1.000 (37-37)	Daniel Pulsipher 1996
	1.000 (34-34)	Jordan Noyes 2022
	1.000 (31-31)	Wayne Lammle 1989

Career (Min. 50 Attempts)	Player	Year
1.	1.000 (85-85)	Matt Gay 2017-18
2.	.9943 (175-176)	Andy Phillips 2013-16
3.	.984 (125-127)	Andre Guardi 1983-86
4.	.983 (116-118)	Daniel Pulsipher 1991-96
5.	.982 (56-57)	George Boss 1955-57
6.	.980 (149-152)	Jadon Redding 2019-22
7.	.9789 (93-95)	Joe Phillips 2009-10
8.	.9786 (137-140)	Louie Sakoda 2005-08
9.	.974 (75-77)	Coleman Petersen 2011-12
10.	.968 (61-63)	Scott Lieber 1985-88
11.	.962 (101-105)	Ryan Kaneshiro 1998-2001
	.962 (51-53)	Wayne Lammle 1987-90

MOST CONSECUTIVE EXTRA POINTS

Career	Player	Year
1.	97	Andy Phillips 2013-16
2.	95	Andre Guardi 1983-86

MOST KICK SCORING POINTS

Game	Player	Year
1.	20	Joe Phillips vs. Iowa State, 2010
	20	Matt Gay vs. Oregon, 2018
3.	18	Matt Gay vs. San Jose State, 2017
4.	16	Andre Guardi vs. New Mexico, 1985
	16	Tim Wagstaff vs. Colorado State, 1988
	16	Dan Pulsipher vs. Utah State, 1995
	16	Louie Sakoda vs. Utah State, 2008
	16	Matt Gay vs. Stanford, 2018
1.	15	Gil Alvarez vs. UNLV, 1981
	15	Wayne Lammle vs. New Mexico, 1989
	15	David Carroll vs. San Diego State, 2004
	15	Joe Phillips vs. BYU, 2009

Season	Player	Year
1.	130	Matt Gay 2017
2.	123	Matt Gay 2018
3.	122	Louie Sakoda 2008
4.	116	Andy Phillips 2015
5.	113	Andy Phillips 2014
6.	106	Andy Phillips 2016
7.	98	Joe Phillips 2009
8.	95	Louie Sakoda 2007
9.	94	Joe Phillips 2010
10.	93	Andre Guardi 1985

Career	Player	Year
1.	427	Andy Phillips 2013-16
2.	308	Louie Sakoda 2005-08
3.	253	Matt Gay 2017-18
4.	245	Jadon Redding 2019-22
5.	227	Andre Guardi 1983-86
6.	221	Daniel Pulsipher 1991-96
7.	215	Chris Yergensen 1991-93
8.	192	Joe Phillips 2009-10
9.	167	Ryan Kaneshiro 1998-2001
10.	153	Coleman Petersen 2011-12

RETURNS (KICK/PUNT)

MOST KICKOFF RETURNS

Game	Player	Year
1.	9	Darren Hughes vs. Ohio State, 1986
2.	8	Steve Odom vs. Utah State, 1972
	8	LaVon Edwards vs. Fresno State, 1989
4.	7	7 times (Last Britain Covey vs. Ohio State, 2021)

INFORMATION

HERES UTAH

2023 OUTLOOK

PLAYER BIOS

COACHES & STAFF

SERIES HISTORY

2022 IN REVIEW

BOWL HISTORY

RECORD BOOK



Individual Records



Reggie Dunn, who returned two kickoffs 100 yards for touchdowns against Cal in 2012, set the NCAA season (4) and career (5) records for 100-yard kickoff returns.

Season

1.	44	Frank Collins	1974
2.	41	Steve Odom	1972
3.	37	Steve Odom	1971
4.	36	Patrick Dyson	1998-2000
5.	32	LaVon Edwards	1989
6.	28	Frank Collins	1975
7.	27	Jack Steptoe	1976
	27	Darren Hughes	1986
9.	26	Reggie Dunn	2011
10.	25	David Reed	2008

Career

1.	99	Steve Odom	1971-73
2.	77	Frank Collins	1973-75
3.	53	LaVon Edwards	1988-91
4.	51	Sean Knox	1987-90
5.	48	Reggie Dunn	2010-12
6.	47	Bo Nagahi	2001-04
7.	43	Shaky Smithson	2009-10
8.	42	Darren Hughes	1986-87
9.	41	Erroll Tucker	1984-85
	41	Clarence Lawson	1994-97

KICKOFF RETURN YARDS

1.	222	Reggie Dunn	vs. California, 2012
2.	208	Britain Covey	vs. Ohio State, 2021
3.	205	Charles Smith	vs. UTEP, 1967
4.	193	Darren Hughes	vs. Ohio State, 1986
	193	Bo Nagahi	vs. New Mexico, 2003
6.	180	Steve Odom	vs. Utah State, 1972
7.	179	Kaelin Clay	vs. Oregon, 2014
8.	175	Cory Butler-Byrd	vs. UCLA, 2016
9.	173	Steve Odom	vs. Texas Tech, 1972
	173	Erroll Tucker	vs. Hawai'i, 1985

Season

1.	984	Steve Odom	1972
2.	980	Steve Odom	1971
3.	907	Frank Collins	1974
4.	698	Erroll Tucker	1985
5.	659	LaVon Edwards	1989
6.	635	David Reed	2008
7.	618	Steve Odom	1973
8.	614	Reggie Dunn	2011
9.	602	Darren Hughes	1986
10.	588	Jack Steptoe	1976

Career

1.	2582	Steve Odom	1971-73
2.	1558	Frank Collins	1973-75
3.	1482	Reggie Dunn	2010-12
4.	1143	LaVon Edwards	1988-91
5.	1116	Sean Knox	1987-90
6.	1109	Bo Nagahi	2001-04
7.	1091	Erroll Tucker	1984-85
8.	1050	Shaky Smithson	2009-10
9.	949	Carl Monroe	1981-82
10.	935	Patrick Dyson	1998-00

KICKOFF RETURN AVERAGE

Game (Min. 3 Returns)			
1.	74.00	Reggie Dunn	vs. California, 2012
2.	55.00	Patrick Dyson	vs. San Jose State, 1999
3.	50.33	Carl Monroe	vs. Montana State, 1982
4.	50.00	Steve Odom	vs. Texas Tech, 1973
5.	43.25	Erroll Tucker	vs. Hawai'i, 1985
6.	42.67	Daniel Jones	vs. San Diego State, 1998
7.	42.00	Keith Williams	vs. Wyoming, 1993
8.	41.00	Daniel Jones	vs. BYU, 1998
9.	38.00	Erroll Tucker	vs. BYU, 1985
	38.00	Clifton Smith	vs. New Mexico, 1989

Season (Min. 12 Returns)

1.	30.07	Carl Monroe	1982
2.	30.00	Britain Covey	2021
3.	29.58	Reggie Dunn	2010
4.	29.43	Steve Odom	1973
5.	29.08	Erroll Tucker	1985
6.	27.20	Charlie Smith	1967
7.	27.17	Cory Butler-Byrd	2016
8.	26.49	Steve Odom	1971
9.	26.46	Reggie Wilson	1981
10.	26.10	James Street	1968

Career (Min. 25 Returns)

1.	30.88	Reggie Dunn	2010-12
2.	27.11	Carl Monroe	1981-82
3.	26.61	Erroll Tucker	1984-85
4.	26.08	Steve Odom	1971-73
	26.08	Larry Wilson	1957-59
6.	25.97	Patrick Dyson	1998-00
7.	25.39	Britain Covey	2015, 2018-21
8.	25.32	Keith Williams	1991-93
9.	25.24	William Hunter	1969-70
10.	24.42	Shaky Smithson	2009-10

KICKOFF RETURNS FOR TD

Game			
1.	2	Reggie Dunn	vs. California, 2012
2.	1	22 times	(last Britain Covey vs. Ohio St, 2021)

Season

1.	4	Reggie Dunn	2012
2.	2	Erroll Tucker	1985
	2	Daniel Jones	1998
4.	1	16 times	(last Britain Covey, 2021)

Career

1.	5	Reggie Dunn	2010-12
2.	2	Steve Odom	1971-73
	2	Erroll Tucker	1984-85
	2	Daniel Jones	1997-98
	2	Patrick Dyson	1998-2000
	2	Cory Butler-Byrd	2015-16
7.	1	12 times	(last Britain Covey; 2015, 2018-21)

KICKOFF RETURN 100-YARD GAMES

Season			
1.	5	Frank Collins	1974
2.	4	Steve Odom	1971
	4	Steve Odom	1972
4.	3	LaVon Edwards	1989
	3	Reggie Dunn	2012
6.	2	Charles Smith	1967
	2	Carl Monroe	1981
	2	Erroll Tucker	1985
	2	Darren Hughes	1987
	2	Patrick Dyson	1998
	2	Daniel Jones	1998
	2	Shaky Smithson	2009
	2	Kaelin Clay	2014

Career

1.	9	Steve Odom	1971-73
2.	6	Frank Collins	1973-75
3.	5	Reggie Dunn	2010-12
4.	4	Carl Monroe	1981-82
	4	Darren Hughes	1986-87
	4	LaVon Edwards	1988-91
7.	3	Patrick Dyson	1998-2000
	3	Shaky Smithson	2009-10
9.	2	Bo Nagahi	2001-04
	2	Charles Smith	1966-67
	2	Clifton Smith	1987-90
	2	Daniel Jones	1997-98
	2	Erroll Tucker	1984-85
	2	Sean Knox	1987-90
	2	Kaelin Clay	2014

MOST PUNT RETURNS

Game			
1.	9	LaVon Edwards	vs. Utah State, 1989
2.	8	Henry Lusk	vs. Utah State, 1995
3.	7	Cannon Parkinson	vs. Idaho State, 1948
	7	Henry Lusk	vs. UTEP, 1995
	7	Steve Smith	vs. BYU, 1999
	7	Paris Warren	vs. Southern Mississippi, 2003
7.	6	Joe Galarze	vs. Arizona, 1969
	6	James Wilson	vs. Idaho State, 1978
	6	LaVon Edwards	vs. Colorado State, 1988
	6	David Kozlowski	vs. Idaho State, 1994
	6	Courtney Richins	vs. UNLV, 1999
	6	Eric Weddle	vs. San Diego State, 2005
	6	Derrek Richards	vs. Wyoming, 2007
	6	Britain Covey	vs. San Diego State, 2021

Season

1.	43	Steve Smith	2000
2.	35	Boobie Hobbs	2016
3.	34	Henry Lusk	1995
4.	31	Daniel Jones	1998
5.	30	Gary Adelt	1941
	30	LaVon Edwards	1990
	30	Lavon Edwards	1991
	30	David Kozlowski	1994
	30	Shaky Smithson	2010
10.	29	Steve Smith	1999
	29	Derrek Richards	2007
	29	Britain Covey	2021

INFORMATION

HERE'S UTAH

2023 OUTLOOK

PLAYER BIOS

COACHES & STAFF

SERIES HISTORY

2022 IN REVIEW

BOWL HISTORY

RECORD BOOK



Individual Records

Career

1.	112	LaVon Edwards	1988-91
2.	92	Britain Covey	2015, 2018-21
3.	72	Steve Smith	1999-00
4.	71	Boobie Hobbs	2014-17
5.	70	Reggie Wilson	1980-83
6.	56	Henry Lusk	1991-95
7.	52	Eric Weddle	2003-06
8.	51	Morgan Scalley	2001-04
9.	50	Gay Adelt	1940-41
10.	45	Scott Robbins	1969-71

PUNT RETURN YARDS

Game			
1.	163	Steve Smith	vs. New Mexico, 1999
2.	152	Erroll Tucker	vs. BYU, 1985
3.	145	Shaky Smithson	vs. Iowa State, 2010
4.	140	Shaky Smithson	vs. New Mexico, 2010
5.	135	Derrek Richards	vs. Utah State, 2007
6.	132	Britain Covey	vs. San Diego State, 2021
7.	128	Shaky Smithson	vs. UNLV, 2010
8.	115	Don McGivney	vs. Colorado State, 1957
9.	114	Steve Odom	vs. UTEP, 1972
10.	112	Erroll Tucker	vs. UTEP, 1985

Season

1.	572	Shaky Smithson	2010
2.	495	Steve Smith	1999
3.	427	Britain Covey	2021
4.	426	Derrek Richards	2007
5.	389	Erroll Tucker	1985
6.	365	Steve Smith	2000
7.	356	Frank Nelson	1949
8.	346	Kaelin Clay	2014
9.	304	Steve Odom	1973
10.	292	Boobie Hobbs	2017

Career

1.	1092	Britain Covey	2015, 2018-21
2.	892	LaVon Edwards	1988-91
3.	860	Steve Smith	1999-00
4.	695	Shaky Smithson	2009-10
5.	651	Boobie Hobbs	2014-17
6.	646	Erroll Tucker	1984-85
7.	598	Gay Adelt	1940-41
8.	548	Steve Odom	1971-73
9.	517	Morgan Scalley	2001-03
10.	476	Henry Lusk	1991-95

PUNT RETURN AVERAGE

Game (Min. 3 Returns)			
1.	40.75	Steve Smith	vs. New Mexico, 1999
2.	33.75	Derrek Richards	vs. Utah State, 2007
3.	33.00	Steve Odom	vs. Utah State, 1973
	33.00	Shaky Smithson	vs. New Mexico, 2010
5.	31.67	Boobie Hobbs	vs. San Jose State, 2017
6.	29.00	Shaky Smithson	vs. Iowa State, 2010
7.	28.00	Erroll Tucker	vs. UTEP, 1985
8.	27.75	Shaky Smithson	vs. Wyoming, 2010
9.	25.67	Marquis Wilson	vs. UNLV, 2006
10.	25.60	Shaky Smithson	vs. UNLV, 2010

Season (Min. 12 Returns)

1.	24.31	Erroll Tucker	1985
2.	23.38	Steve Odom	1973
3.	19.07	Shaky Smithson	2010
4.	17.43	Steve Odom	1972
5.	17.10	Steve Smith	1999
6.	15.93	Louis Thomas	1968
7.	15.42	Clifton Smith	1987
8.	15.04	Kaelin Clay	2014
9.	14.72	Britain Covey	2021
10.	14.69	Derrek Richards	2007

Career (Min. 25 Returns)

1.	20.30	Steve Odom	1971-73
2.	17.00	Erroll Tucker	1984-85
3.	16.16	Shaky Smithson	2009-10
4.	12.80	Derrek Richards	2004-07
5.	11.96	Gay Adelt	1940-41
6.	11.94	Steve Smith	1999-00
7.	11.87	Britain Covey	2015, 2018-21
8.	10.14	Morgan Scalley	2001-04
9.	10.11	Devaughn Vele	2019-present
10.	9.93	Marquis Wilson	2005-07

PUNT RETURN TOUCHDOWNS

Game			
1.	2	Steve Smith	vs. New Mexico, 1999

Season			
1.	3	Steve Smith	1999
	3	Kaelin Clay	2014
3.	2	Steve Odom	1972
	2	Steve Odom	1973
	2	Erroll Tucker	1985
	2	Shaky Smithson	2010
	2	Britain Covey	2021
8.	1	17 times	(last Demari Simpkins, 2019)

Career

1.	4	Steve Odom	1971-73
	4	Steve Smith	1999-00
	4	Britain Covey	2015, 2018-21
4.	3	Erroll Tucker	1984-85
	3	Kaelin Clay	2014
6.	2	Shaky Smithson	2009-10
	2	Boobie Hobbs	2014-17

PUNT RETURN 100-YARD GAMES

Season			
1.	4	Shaky Smithson	2010
2.	2	Steve Smith	1999
	2	Derrek Richards	2007
4.	1	Steve Odom	1972
	1	Erroll Tucker	1985
	1	Clifton Smith	1987
	1	Sean Williams	1992
	1	Courtney Richins	1999
	1	Britain Covey	2021

Career

1.	4	Shaky Smithson	2009-10
2.	2	Steve Smith	1999-00
	2	Derrek Richards	2004-07
4.	1	Steve Odom	1971-73
	1	Erroll Tucker	1984-85
	1	Clifton Smith	1987-90
	1	Sean Williams	1989-92
	1	Courtney Richins	1999
	1	Britain Covey	2015, 2018-21

ALL-PURPOSE

PLAYS

Game			
1.	46	Carl Monroe	vs. UTEP, 1982
2.	43	John White	vs. Washington State, 2011
3.	41	Carl Monroe	vs. BYU, 1982
4.	39	Devontae Booker	vs. Arizona State, 2014
5.	38	Matt Asiata	vs. Utah State, 2009
	38	John White	vs. Pittsburgh, 2011
	38	Devontae Booker	vs. Arizona, 2015
	38	Devontae Booker	vs. California, 2015
9.	37	Devontae Booker	vs. Arizona, 2015
10.	36	Devontae Booker	(Three times, last vs. Washington, 2015)

Season


1.	339	Carl Monroe	1982
2.	338	Devontae Booker	2014
3.	329	John White	2011
4.	305	Devontae Booker	2015
5.	263	Dameon Hunter	2001
	263	Zack Moss	2019
7.	246	Mike Anderson	1998
8.	243	Zack Moss	2017
9.	233	John White	2012
10.	231	Keith Williams	1991

Career

1.	778	Zack Moss	2016-19
2.	698	Tony Lindsay	1977-80
3.	660	Eddie Johnson	1984-88
4.	643	Devontae Booker	2014-15
5.	604	Juan Johnson	1994-97
6.	562	John White	2011-12
7.	532	Del Rodgers	1978-81
8.	498	Darrell Mack	2005-08
9.	493	Keith Williams	1991-93
10.	478	Chris Fuamatu-Ma'afala	1995-97

ALL-PURPOSE YARDS

Game			
1.	332	Joe Williams	vs. UCLA, 2016
2.	331	Kaelin Clay	vs. Oregon, 2014
3.	328	Carl Monroe	vs. Montana State, 1982
4.	303	Steve Odom	vs. Colorado State, 1972
5.	302	Steve Odom	vs. Arizona State, 1972
6.	278	Carl Harry	vs. Idaho State, 1988
	278	Joe Williams	vs. Indiana, 2016
8.	269	Mike Anderson	vs. Fresno St., 1999
9.	267	Devontae Booker	vs. California, 2015
10.	265	Roosevelt Hutchins	vs. New Mexico, 1973



Running back Carl Monroe set the school record for all-purpose yards in a season (2,036) in 1982.



Individual Records

INFORMATION

HERE'S UTAH

2023 OUTLOOK

PLAYER BIOS

COACHES & STAFF

SERIES HISTORY

2022 IN REVIEW

BOWL HISTORY

RECORD BOOK



Frank Christensen's career scoring tally of 235 points from 1930-32 stood as a school record until 2008.

Season			
1.	2036	Carl Monroe	1982
2.	1950	Steve Odom	1972
3.	1875	Devontae Booker	2014
4.	1804	Zack Moss	2019
5.	1709	Steve Odom	1973
6.	1587	Daniel Jones	1998
7.	1579	Devontae Booker	2015
8.	1563	John White	2011
9.	1545	Steve Smith	1999
10.	1514	Joe Williams	2016

Career			
1.	4755	Steve Odom	1971-73
2.	4752	Zack Moss	2016-19
3.	4241	Britain Covey	2015, 2018-21
4.	4074	Eddie Johnson	1984-88
5.	3561	Kevin Dyson	1994-97
6.	3526	Bryan Rowley	1989-93
7.	3470	Tony Lindsay	1977-80
8.	3454	Devontae Booker	2014-15
9.	3361	Keith Williams	1991-93
10.	3227	Carl Monroe	1981-82

SCORING

MOST POINTS

Game			
1.	32	Larry Wilson	vs. Arizona, 1959
2.	26	Travis LaFendresse	vs. Georgia Tech, 2005
3.	24	Don Peterson	vs. Utah State, 1953
		Allen Jacobs	vs. BYU, 1964
		Del Rodgers	vs. UTEP, 1979
		Del Rodgers	vs. Northwestern, 1981
		Eddie Johnson	vs. BYU, 1988
		Dennis Smith	vs. Utah State, 1989
		Dennis Smith	vs. BYU, 1989

24	Charlie Brown	vs. UTEP, 1994
24	Juan Johnson	vs. Fresno State, 1996
24	Mike Anderson	vs. UNLV, 1999
24	Steve Smith	vs. Air Force, 1999
24	Marty Johnson	vs. Air Force, 2004
24	Joe Williams	vs. UCLA, 2016
24	Tavion Thomas	vs. UCLA, 2021
24	Tavion Thomas	vs. Stanford, 2021

Season			
1.	130	Matt Gay	2017
2.	126	Tavion Thomas	2021
3.	123	Matt Gay	2018
4.	122	Louie Sakoda	2008
5.	116	Andy Phillips	2015
6.	113	Andy Phillips	2014
7.	110	Dennis Smith	1989
8.	106	Andy Phillips	2016
9.	102	Steve Savoy	2004
	102	John White	2011
	102	Zack Moss	2019

Career			
1.	427	Andy Phillips	2013-16
2.	308	Louie Sakoda	2005-08
3.	253	Matt Gay	2017-18
4.	246	Zack Moss	2016-19
5.	245	Jadon Redding	2019-22
6.	235	Frank Christensen	1930-32
7.	227	Andre Guardi	1983-86
	227	Daniel Pulsipher	1991-96
9.	215	Chris Yergensen	1991-93
10.	210	Eddie Johnson	1984-88

POINTS PER GAME

Season			
1.	10.0	Matt Gay	2017
2.	9.69	Tavion Thomas	2021
3.	9.38	Louie Sakoda	2008
4.	9.17	Dennis Smith	1989
5.	8.92	Andy Phillips	2015
6.	8.79	Matt Gay	2018
7.	8.69	Andy Phillips	2014
8.	8.50	Steve Savoy	2004
9.	8.45	Andre Guardi	1985
10.	8.40	Larry Wilson	1959

Career (Min. 15 Games)			
1.	9.37	Matt Gay	2017-18
2.	8.37	Andy Phillips	2013-16
3.	7.68	Joe Phillips	2009-10
4.	7.30	Tavion Thomas	2021-22
5.	7.09	Daniel Pulsipher	1991-96
6.	6.52	Chris Yergensen	1991-93
7.	6.50	John White	2011-12
8.	6.36	Coleman Petersen	2011-12
9.	6.29	Mike Anderson	1998-99
10.	6.16	Louie Sakoda	2005-08

MOST TOUCHDOWNS

Game			
1.	5	Larry Wilson	vs. Arizona, 1959
2.	4	Don Peterson	vs. Utah State, 1953
	4	Allen Jacobs	vs. BYU, 1964
	4	Del Rodgers	vs. UTEP, 1979
	4	Del Rodgers	vs. Northwestern, 1981
	4	Eddie Johnson	vs. BYU, 1988
	4	Dennis Smith	vs. Utah State, 1989
	4	Dennis Smith	vs. BYU, 1989
	4	Charlie Brown	vs. UTEP, 1994
	4	Juan Johnson	vs. Fresno State, 1996
	4	Mike Anderson	vs. UNLV, 1999
	4	Marty Johnson	vs. Air Force, 2004

4	Travis LaFendresse	vs. Georgia Tech, 2005
4	Joe Williams	vs. UCLA, 2016
4	Tavion Thomas	vs. UCLA, 2021
4	Tavion Thomas	vs. Stanford, 2021

Season			
1.	21	Tavion Thomas	2021
	18	Dennis Smith	1989
2.	17	Steve Savoy	2004
	17	John White	2011
	17	Zack Moss	2019
5.	15	Eddie Johnson	1988
	15	Marty Johnson	2004
	15	Darrell Mack	2007
8.	14	Del Rodgers	1981
	14	Carl Harry	1988
	14	Jamal Anderson	1993
	14	Paris Warren	2004

Career			
1.	41	Zack Moss	2016-19
2.	35	Eddie Johnson	1984-88
3.	32	Del Rodgers	1978-81
4.	28	Tavion Thomas	2021-22
5.	26	Steve Odom	1971-73
	26	Bryan Rowley	1989-93
	26	Matt Asiata	2007-10
	26	Eddie Wide	2007-10
	26	John White	2011-12
10.	25	Dennis Smith	1986-89

DEFENSE

UNASSISTED TACKLES

Game			
1.	14	Bill Gompf	vs. UNLV, 1979
	14	Dave Revill	vs. Michigan, 2002
3.	13	Larry Stone	vs. Army, 1967
	13	Steve Marshall	vs. Texas Tech, 1973
	13	Eric Jacobsen	vs. Boise State, 1987
6.	12	Scott Robbins	vs. Wyoming, 1970
	12	Scott Robbins	vs. Oregon, 1971
	12	Jeff Griffin	vs. Nebraska, 1980
	12	Blaine Berger	vs. UTEP, 1992
	12	Jared Norris	vs. Arizona, 2013

Season			
1.	92	Eric Jacobsen	1987
2.	82	Eric Jacobsen	1988
3.	79	Mark Blosch	1983
4.	75	John Huddleston	1974
	75	Greg Smith	1987
	75	Joe Clausi	1989
7.	74	Garland Harris	1989
8.	73	Reggie Alston	1991
	73	Anthony Davis	1991
10.	70	Garland Harris	1988
	70	Chase Hansen	2018

Career			
1.	207	Eric Jacobsen	1984-88
2.	203	Garland Harris	1986-89
3.	196	Sean Knox	1987-90
4.	177	Greg Smith	1985-88
5.	170	Frank Bonifacio	1986-90
6.	165	Eric Weddle	2003-06
7.	164	Brian Blechen	2010-14
	164	Chase Hansen	2015-18
9.	162	Mark Blosch	1981-84
	162	Harold Lusk	1993-96

Individual Records



ASSISTED TACKLES

Game	Player	Opponent	Year
1.	23	Gary Keller	vs. Utah State, 1968
2.	21	Larry Stone	vs. Oregon State, 1968
	21	Gary Keller	vs. New Mexico, 1973
4.	20	Larry Stone	vs. Utah State, 1968
	20	Elliott Hagood	vs. New Mexico, 1970
6.	18	John Stipech	vs. Utah State, 1966
7.	17	5 times	

Season	Player	Year	
1.	146	Mark Bosch	1982
2.	111	John Huddleston	1975
	111	Bill Gompf	1979
4.	100	Bill Gompf	1981
5.	95	Mike Bailey	1977
6.	90	Mike Bailey	1978
	90	Jeff Lyall	1978
8.	83	Mark Bosch	1983
9.	82	John Huddleston	1974
10.	78	Mike Bailey	1976
	78	Chaz Walker	2010

Career	Player	Year	
1.	333	Mark Bosch	1981-84
2.	295	Bill Gompf	1978-81
3.	281	Mike Bailey	1975-78
4.	217	Jay Fairman	1979-83
5.	193	John Huddleston	1974-75
6.	184	Spencer Toone	2003-05
7.	179	Gene LaRocque	1977-80
8.	167	Mark Anderson	1978-81
9.	161	Chaz Walker	2008-11
10.	158	Steve Clark	1978-81

TOTAL TACKLES

Game	Player	Opponent	Year
1.	30	Larry Stone	vs. Oregon State, 1968
2.	25	Gary Keller	vs. Utah State, 1968
3.	23	Elliott Hagood	vs. New Mexico, 1970
	23	Elliott Hagood	vs. Arizona, 1972
	23	Gary Keller	vs. New Mexico, 1973
	23	John Huddleston	vs. Utah State, 1975
	23	Mark Jackson	vs. New Mexico, 1985
8.	22	Larry Stone	vs. Utah State, 1968
	22	Reggie Alston	vs. Arizona State, 1991
10.	21	Fred McFarren	vs. Oregon State, 1968
	21	Elliott Hagood	vs. New Mexico, 1972

Season	Player	Year	
1.	174	John Huddleston	1975
2.	172	Mark Bosch	1982
3.	162	Mark Bosch	1983
4.	157	John Huddleston	1974
5.	143	Bill Gompf	1979
6.	141	Eric Jacobsen	1988
7.	139	Reggie Alston	1991
8.	138	Eric Jacobsen	1987
9.	132	Mike Bailey	1977

Career	Player	Year	
1.	495	Mark Bosch	1981-84
2.	401	Mike Bailey	1975-78
3.	380	Bill Gompf	1978-81
4.	338	Eric Jacobsen	1984-88
5.	331	John Huddleston	1974-75
6.	324	Garland Harris	1986-89
7.	322	Jay Fairman	1979-83
8.	308	Greg Smith	1985-88
9.	304	Jeff Griffin	1977-80
10.	293	Spencer Toone	2003-05

TACKLES FOR LOSS

Game	Player	Opponent	Year
1.	6.5	Hunter Dimick	vs. Arizona State, 2016
2.	6	Jeff Reyes	vs. Hawaii, 1983
3.	5.5	Gionni Paul	vs. USC, 2015
4.	5	Sharrieff Shah	vs. Oregon State, 1991
	5	John Frank	vs. Boise State, 1999
	5	Jason Kaufusi	vs. Arizona, 2002
	5	Paul Kruger	vs. Utah State, 2008
	5	Devin Lloyd	vs. Stanford, 2021
9.	4	19 times	(Last: Mohamoud Diabate vs. Oregon State, 2022)

Season	Player	Year	
1.	28	Joe Clausi	1989
2.	22	Chase Hansen	2018
	22	Devin Lloyd	2021
4.	21	Jimmy Bellamy	1991
	21	Nate Orchard	2014
6.	20	Filipo Mokofisi Sr.	1984
	20	John Frank	1999
	20	Hunter Dimick	2016
9.	18	John Frank	1998
10.	17	Bronzell Miller	1994

Career	Player	Year	
1.	47	Luther Elliss	1991-94
	47	Filipo Mokofisi Sr.	1982-85
3.	44	Hunter Dimick	2013-16
4.	43	Devin Lloyd	2017-21
5.	41.5	Bradlee Anae	2016-19
6.	38.5	Jason Kaufusi	2000-02
	38.5	Nate Orchard	2011-14
8.	34.5	Garrett Smith	1999-2002
9.	37	Trevor Reilly	2009-13
10.	34	Jimmy Bellamy	1990-91

TACKLES FOR LOSS YARDAGE

Game	Player	Opponent	Year
1.	43	Hunter Dimick	vs. Arizona State, 2016
2.	35	Trevor Reilly	vs. BYU, 2011
3.	33	Jeff Reyes	vs. Hawaii, 1983
	33	Pita Taumoepeu	vs. Arizona State, 2016
5.	32	Armand Boglin	vs. TCU, 1996
6.	31	Viliensiu Fauonuku	vs. Colorado, 2015
7.	30	Sharrieff Shah	vs. Oregon State, 1991
	30	John Frank	vs. Boise State, 1999
9.	29	Kevin Polston	vs. Utah State, 1985
	29	Jason Kaufusi	vs. Arizona, 2002
	29	Trevor Reilly	vs. Arizona State, 2011
	29	Tevita Finau	vs. Oregon State, 2011

Season	Player	Year	
1.	132	Bronzell Miller	1994
2.	123	Nate Orchard	2014
3.	120	Joe Clausi	1989
4.	119	Jimmy Bellamy	1991
5.	112	John Frank	1999
6.	97	Devin Lloyd	2021
7.	92	Bradlee Anae	2019
8.	91	Luther Elliss	1993
9.	90	Jimmy Bellamy	1990
	90	Pita Taumoepeu	2016

Career	Player	Year	
1.	245	Bradlee Anae	2016-19
2.	221	John Frank	1996-99
3.	210	Luther Elliss	1991-94
4.	209	Jimmy Bellamy	1990-91
5.	206	Nate Orchard	2011-14
6.	202	Trevor Reilly	2009-13
7.	191	Devin Lloyd	2017-21
8.	182	Hunter Dimick	2013-16

9.	180	Pita Taumoepeu	2013-16
10.	179	Bronzell Miller	1993-94

SACKS

Game	Player	Opponent	Year
1.	5	Hunter Dimick	vs. Arizona State, 2016
2.	4	Jeff Reyes	vs. Hawaii, 1983
	4	Kevin Polston	vs. Utah State, 1985
	4	John Frank	vs. Boise State, 1999
	4	Paul Kruger	vs. Utah State, 2008
	4	Nate Orchard	vs. UCLA, 2014
	4	Viliensiu Fauonuku	vs. Colorado, 2015
8.	3.5	Nate Orchard	vs. Stanford, 2014
9.	3	Matt Phelps	vs. Wyoming, 1979
	3	Peter Owens	vs. Hawaii, 1983
	3	Anthony Davis	vs. New Mexico, 1990
	3	Jimmy Bellamy	vs. Utah State, 1991
	3	Sharrieff Shah	vs. Oregon State, 1991
	3	Blaine Berger	vs. Wyoming, 1992
	3	Bronzell Miller	vs. Utah State, 1993
	3	Adam Swaney	vs. USC, 1993
	3	Chuck Pine	vs. Louisiana-Monroe, 1999
	3	Tommy Hackenbruck	vs. Pittsburgh, 2004
	3	Gabe Long	vs. Wyoming, 2007
	3	Stevenson Sylvester	vs. Alabama, 2008
	3	Tevita Finau	vs. Oregon State, 2011
	3	Pita Taumoepeu	vs. Arizona State, 2016
	3	Bradlee Anae	vs. Arizona State, 2019
	3	Bradlee Anae	vs. Northern Illinois, 2019
	3	Van Fillingner	vs. Washington State, 2021
	3	Devin Lloyd	vs. Arizona State, 2021

Season	Player	Year	
1.	18.5	Nate Orchard	2014
2.	15	Jimmy Bellamy	1991
3.	14.5	Hunter Dimick	2016
4.	14	Jeff Reyes	1983
5.	13	John Frank	1999
	13	Bradlee Anae	2019
7.	12	Steve Clark	1981
	12	Bronzell Miller	1994
9.	11	Kevin Polston	1985
10.	10	Jimmy Bellamy	1990
	10	John Frank	1998
	10	Garrett Smith	2000
	10	Hunter Dimick	2014



Bradlee Anae, who played from 2016-19, broke the school career records for sacks, sack yardage and tackles for loss yardage.



Individual Records

INFORMATION

HERE'S UTAH

2023 OUTLOOK

PLAYER BIOS

COACHES & STAFF

SERIES HISTORY

2022 IN REVIEW

BOWL HISTORY

RECORD BOOK

Career

1.	30.0	Bradlee Anae	2016-19
2.	29.5	Hunter Dimick	2013-16
3.	27	John Frank	1996-99
4.	26	Filipo Mokofisi Sr.	1982-85
5.	25	Jeff Reyes	1980-83
	25	Jimmy Bellamy	1990-91
	25	Nate Orchard	2011-14
8.	21.5	Pita Taumoepenu	2013-16
9.	20	Steve Clark	1978-81
	20	Trevor Reilly	2009-13

SACK YARDAGE

Game			
1.	37	Hunter Dimick	vs. Arizona State, 2016
2.	31	Viliseni Fauonuku	vs. Colorado, 2015
3.	30	Peter Owens	vs. Hawaii, 1983
4.	29	Kevin Polston	vs. Utah State, 1985
	29	John Frank	vs. Boise State, 1999
	29	Tommy Hackenbruck	vs. Pittsburgh, 2004
	29	Tevita Finau	vs. Oregon State, 2011
8.	28	Jeff Reyes	vs. Hawaii, 1983
	28	Nate Orchard	vs. Stanford, 2014
	28	Pita Taumoepenu	vs. Arizona State, 2016

Season			
1.	118	Nate Orchard	2014
2.	114	Bronzell Miller	1994
3.	101	Jimmy Bellamy	1991
4.	91	Bradlee Anae	2019
5.	89	John Frank	1999
6.	77	Mika Tafua	2021
7.	74	Pita Taumoepenu	2016
8.	73	Hunter Dimick	2016
9.	71	Jimmy Bellamy	1990
10.	68	Luther Elliss	1993

Career

1.	210	Bradlee Anae	2016-19
2.	177	John Frank	1996-99
3.	172	Jimmy Bellamy	1990-91
4.	161	Pita Taumoepenu	2013-16
5.	158	Nate Orchard	2011-14
6.	153	Bronzell Miller	1993-94
7.	150	Hunter Dimick	2013-16
8.	144	Trevor Reilly	2009-13



John Frank ranks second with 177 career sack yards from 1996-99.

9.	136	Mika Tafua	2018-21
10.	124	Devin Lloyd	2017-21

MOST INTERCEPTIONS

Game			
1.	4	Frank Nelson	vs. Colorado, 1946
2.	3	Norm Thompson	vs. UTEP, 1970
	3	Eric Jacobsen	vs. Hawaii, 1987
	3	Eric Weddle	vs. San Diego State, 2006
	3	Robert Johnson	vs. Colorado State, 2009
	3	Clark Phillips III	vs. Oregon State, 2022
7.	2	58 times	(Last: Julian Blackmon vs. West Virginia, 2017)

Season			
1.	8	C.D. Lowery	1964
2.	7	Gil Tobler	1948
	7	Norm Thompson	1970
	7	Eric Jacobsen	1987
	7	Eric Weddle	2006
6.	6	15 times	Last: Clark Phillips III 2022

Season

1.	8	C.D. Lowery	1964
2.	7	Gil Tobler	1948
	7	Norm Thompson	1970
	7	Eric Jacobsen	1987
	7	Eric Weddle	2006
6.	6	15 times	Last: Clark Phillips III 2022

Career

1.	19	Harold Lusk	1993-96
2.	18	Eric Weddle	2003-06
3.	17	LaVon Edwards	1988-91
4.	15	Sean Knox	1987-90
5.	13	Jerry Pullman	1964-66
	13	Jeff Griffin	1977-80
	13	Reggie Richardson	1982-85
	13	Andre Dyson	1997-00
	13	Robert Johnson	2007-09
10.	12	Norm Thompson	1969-70
	12	Ernest Boyd	1993-94

INTERCEPTION RETURN YARDS

Game			
1.	130	Harold Lusk	vs. Colorado State, 1994
2.	127	Deshawn Richard	vs. San Diego State, 2008
3.	107	Erroll Tucker	vs. Utah State, 1985
4.	100	Jaylon Johnson	vs. Stanford, 2018
5.	99	Gary Barker	vs. BYU, 1967
6.	97	Paul Cook	vs. Oregon State, 1951
	97	Norm Thompson	vs. Wyoming, 1969
	97	Brandon Dart	vs. Oregon, 1995
9.	95	Bob Jenkins	vs. Wyoming, 1985
	95	Robert Johnson	vs. UNLV, 2009

Season			
1.	259	Norm Thompson	1969
2.	215	Erroll Tucker	1985
3.	184	Harold Lusk	1994
4.	183	Gary Barker	1967
5.	158	Conroy Black	2011
6.	151	Sean Smith	2008
7.	147	Jeff Griffin	1978
8.	142	Clark Phillips III	2022
9.	140	Kareem Leary	1994
10.	139	Robert Johnson	2009
11.	138	Deshawn Richard	2008
	138	R.J. Hubert	2022

Season

1.	259	Norm Thompson	1969
2.	215	Erroll Tucker	1985
3.	184	Harold Lusk	1994
4.	183	Gary Barker	1967
5.	158	Conroy Black	2011
6.	151	Sean Smith	2008
7.	147	Jeff Griffin	1978
8.	142	Clark Phillips III	2022
9.	140	Kareem Leary	1994
10.	139	Robert Johnson	2009
11.	138	Deshawn Richard	2008
	138	R.J. Hubert	2022

Career

1.	333	Harold Lusk	1993-96
2.	332	Norm Thompson	1969-70
3.	265	Jeff Griffin	1977-80
4.	232	Clark Phillips III	2020-22
5.	230	Paul Cook	1951-53
6.	223	Erroll Tucker	1984-85
7.	203	Bill Gompf	1978-81
8.	190	Kareem Leary	1992, 94
9.	185	Gary Barker	1967-69
10.	172	Andre Dyson	1997-00

172	Robert Johnson	2007-09
-----	----------------	---------

INTERCEPTION TOUCHDOWNS

Game			
1.	2	Erroll Tucker	vs. Utah State, 1985
	2	Eric Weddle	vs. San Diego State, 2006
	2	Deshawn Richard	vs. San Diego State, 2008
4.	1	76 times	(Last: Clark Phillips III vs. UCLA, 2022)

Season

1.	3	Norm Thompson	1969
2.	3	Jeff Griffin	1978
	3	Erroll Tucker	1985
	3	Andre Dyson	2000
5.	2	David Walker	1970
	2	Kareem Leary	1994
	2	Jay Hill	1999
	2	Eric Weddle	2006
	2	Deshawn Richard	2008
	2	Devin Lloyd	2021
	2	Clark Phillips III	2022
12.	1	58 times	(Last: R.J. Hubert, 2022)

Career

1.	4	Andre Dyson	1997-00
	4	Clark Phillips III	2020-22
3.	3	Norm Thompson	1969-70
	3	Jeff Griffin	1977-80
	3	Erroll Tucker	1984-85
	3	Eric Weddle	2003-06
	3	Devin Lloyd	2017-21
8.	2	David Walker	1969-70
	2	Mark Anderson	1978-81
	2	Kareem Leary	1992, 94
	2	Harold Lusk	1993-96
	2	Jay Hill	1998-99
	2	Stevenson Sylvester	2006-09
	2	Deshawn Richard	2007-08
	2	Dominique Hatfield	2013-16
	2	Tevin Carter	2014-15
	2	Chase Hansen	2015-18
	2	Jaylon Johnson	2017-19
	2	Julian Blackmon	2016-19

PASS BREAK UPS

Game			
1.	4	Erroll Tucker	vs. Air Force, 1984
	4	Clarence Fields	vs. Boise State, 1987
	4	Kareem Leary	vs. Colorado State, 1994
	4	Kareem Leary	vs. Arizona, 1994
	4	Clarence Lawson	vs. SMU, 1996
	4	Josh Savage	vs. Southern Mississippi, 2003
	4	Eric Weddle	vs. New Mexico, 2005
	4	Brice McCain	vs. New Mexico, 2007
	4	Sean Smith	vs. New Mexico, 2007
	4	Reginald Porter	vs. Oregon State, 2015
	4	Reginald Porter	vs. BYU, 2015

Season

1.	17	Kareem Leary	1994
	17	Andre Dyson	1999
	17	Andre Dyson	2000
4.	14	LaVon Edwards	1991
5.	13	Sean Knox	1987
	13	Eric Rowe	2014
	13	Clark Phillips III	2021
8.	12	Sean Knox	1989
	12	LaVon Edwards	1990
	12	Clarence Lawson	1996
	12	Eric Weddle	2005
	12	Keith McGill	2013



Individual Records



Harold Lusk had 333 career interception return yards, including 130 in Utah's win at Colorado State in 1994. Both marks still stand as school records.

Career

1.	47	Andre Dyson	1997-00
2.	42	Sean Knox	1987-90
	42	LaVon Edwards	1988-91
4.	34	Eric Rowe	2011-14
5.	27	Clarence Lawson	1994-97
6.	24	Jeff Griffin	1977-80
7.	23	Teneil Ethridge	1995-98
	23	Eric Weddle	2003-06
9.	22	Brice McCain	2005-08
10.	21	Mark Swanson	1990-93
	21	Kareem Leary	1992-94
	21	Dominique Hatfield	2013-16
	21	Jaylon Johnson	2017-19
	21	Clark Phillips III	2020-22

FUMBLES CAUSED

Game

1.	3	Trevor Reilly	vs. BYU, 2011
2.	2	Kenneth Harris	vs. Utah State, 1978
	2	Sharrieff Shah	vs. Oregon State, 1991
	2	Mark Rexford	vs. San Diego State, 1994
	2	Bronzell Miller	vs. San Diego State, 1994
	2	Chad Kauha'aha'a	vs. Wyoming, 1995
	2	Jay Hill	vs. Washington State, 1999
	2	Ryan Smith	vs. Air Force, 2004
	2	Kyle Brady	vs. UCLA, 2006
	2	Steve Tate	vs. Wyoming, 2006
	2	Mike Wright	vs. TCU, 2009
	2	Nate Orchard	vs. Stanford, 2013
	2	Casey Hughes	vs. Arizona, 2017

Season

1.	5	Eric Jacobsen	1987
	5	Bronzell Miller	1994
	5	Tommy Hackenbruck	2004
4.	4	Jeff Reyes	1983
	4	Filipo Mokofisi Sr.	1984
	4	Mark Rexford	1994
	4	Dave Revill	2003

4	Eric Weddle	2003
4	Trevor Reilly	2011
4	Kylie Fitts	2015

Career

1.	9	Eric Weddle	2003-06
2.	8	Arnold Parker	2000-03
	8	Trevor Reilly	2009-13
	8	Nate Orchard	2011-14
5.	7	Filipo Mokofisi Sr.	1982-85
	7	Bronzell Miller	1993-94
	7	Brian Blechen	2010-14
8.	6	Jeff Reyes	1980-83
	6	Eric Jacobsen	1984, 86-88
	6	Sharrieff Shah	1990-93
	6	Mark Rexford	1993-94
	6	Tommy Hackenbruck	2001-04
	6	Koa Misi	2007-09
	6	Bradlee Anae	2016-19

FUMBLES RECOVERED

Game

1.	3	William Lucas	vs. Arizona State, 1972
	3	Kevin Robertson	vs. Cal State Fullerton, 1980

Season

1.	6	Eric Jacobsen	1987
2.	5	John Huddleston	1975
	5	Jeff Griffin	1977
4.	4	Ron Small	1975
	4	Guy Morrell	1977
	4	Walt Kaufman	1977
	4	Jeff Lyall	1978
	4	Mark Bloesch	1982
	4	Kevin Polston	1985
	4	Corey Dodds	2003
	4	Lewis Powell	2003
	4	Star Lotulelei	2012
	4	Gionni Paul	2015
	4	Stevie Tu'ikolovatu	2015
	4	Chase Hansen	2016
	4	Mika Tafua	2019

Career

1.	9	Eric Jacobsen	1984-88
2.	8	John Huddleston	1974-75
	8	Walter Kaufman	1975-77
	8	Jeff Griffin	1977-80
5.	7	Guy Morrell	1975-78
6.	6	Leonard Marchese	1981-83
	6	Erroll Tucker	1984-85
	6	Lewis Powell	2001-03
	6	Eric Weddle	2003-06
	6	Trevor Reilly	2009-13

OPPONENT SINGLE GAME HIGHS

RUSHING YARDS

1.	310	Tony Alford	Colorado State, 1989
2.	299	Bill Enyart	Oregon State, 1968
3.	249	Bobby Moore	Oregon, 1971
4.	246	Ron Dayne	Wisconsin, 1996
5.	241	Dee Dowis	Air Force, 1987
6.	232	Ka'Deem Carey	Arizona, 2013
7.	218	Nick Wilson	Arizona, 2014
8.	217	Fred Henry	New Mexico, 1971
9.	216	June Henley	Kansas, 1996
10.	214	Woody Green	Arizona State, 1971

PASSING YARDS

1.	622	Jeremy Leach	New Mexico, 1989
2.	573	C.J. Stroud	Ohio State, 2021
3.	571	Marc Wilson	BYU, 1977
4.	565	Jim McMahon	BYU, 1981
5.	561	Tony Adams	Utah State, 1972
6.	528	Ryan Lindley	San Diego State, 2010
7.	510	Dan McGwire	San Diego State, 1989
8.	488	Connor Halliday	Washington State, 2013
9.	476	Drew Bledsoe	Washington State, 1992
10.	467	Brian Brohm	Louisville, 2007

RECEIVING YARDS

1.	347	Jaxon Smith-Njigba	Ohio State, 2021
2.	259	Gordon Hudson	BYU, 1981
3.	252	Terance Mathis	New Mexico, 1989
4.	232	Michael Pittman	USC, 2019
5.	224	Craig Clark	Utah State, 1972
6.	214	Blake Spence	Oregon, 1997
7.	212	Phillip Bobo	Washington State, 1992
8.	210	Brandin Cooks	Oregon State, 2013
9.	207	Cotie McMahon	Utah State, 1993
10.	200	Arnie Adkison	UTEP, 1987

KICKOFF RETURN YARDS

1.	224	Roy Lewis	Cal State Fullerton, 1983
2.	219	Jovon Bouknight	Wyoming, 2005
3.	178	Buddy Jackson	Pittsburgh, 2011
	178	Byron Marshall	Oregon, 2015
5.	169	Tim White	Arizona State, 2015
6.	165	Deonce Whitaker	San Jose State, 1998
7.	163	Emeka Egbuka	Ohio State, 2021
8.	162	Shontrelle Johnson	Iowa State, 2010
9.	160	Ty Montgomery	Stanford, 2013
10.	149	Brandon Tate	North Carolina, 2005

PUNT RETURN YARDS

1.	214	Dallas Davis	Colorado State, 1999
2.	138	Jim Sandusky	San Diego State, 1983
3.	126	Golden Richards	BYU, 1971
4.	124	Steve Holden	Arizona State, 1970
5.	120	Damon Gourdine	San Diego State, 1998
6.	116	Troy Hunter	Arizona, 1983
7.	105	Julius Curry	Michigan, 2002
8.	102	Michael Perry	Rice, 1996
	102	D'Shawn Jamison	Texas, 2019
10.	101	Dwayne Horton	Arizona, 1977

INTERCEPTION RETURN YARDS

1.	122	Cameron Smith	USC, 2015
----	-----	---------------	-----------

FUMBLE RETURN YARDS

1.	100	Joe Walker	Oregon, 2014
----	-----	------------	--------------

INFORMATION

HERES UTAH

2023 OUTLOOK

PLAYER BIOS

COACHES & STAFF

SERIES HISTORY

2022 IN REVIEW

BOWL HISTORY

RECORD BOOK



Team Records

RUSHING

MOST CARRIES

Game	Carries	Player	Year
1.	74	San Diego State	1983
2.	71	BYU	1959
	71	UTEP	1982
4.	69	UNLV	1980
5.	68	UNLV	1982
6.	66	Denver	1952
	66	Idaho State	1978
	66	UTEP	1978
	66	Colorado State	1981
	66	New Mexico	1991

Season	Carries	Year
1.	674	1984
2.	624	1979
3.	613	1982
4.	591	2019
5.	577	1978
6.	571	2015
7.	570	2016
8.	565	2014
9.	563	2018
10.	560	2023

NET RUSHING YARDS

Game	Yards	Player	Year
1.	478	New Mexico	1991
2.	452	Idaho	1959
3.	448	UNLV	1980
4.	441	Stanford	2021
5.	436	UTEP	1984
6.	432	New Mexico	1969
7.	406	Montana State	1951
8.	404	Weber State	1984
9.	399	Northwestern	1981
10.	386	Indiana	2002



Joe Williams was the leading rusher on the 2016 team that averaged 4.88 yards per carry. Williams rushed for a school-record 332 yards against UCLA that season.

Season	Yards	Year
1.	3263	1984
2.	3047	2022
3.	3035	2021
4.	2870	1979
5.	2833	2004
6.	2819	2019
7.	2782	2016
8.	2666	1982
9.	2644	1981
10.	2570	1959

NET RUSHING YARDS PER GAME

Season	Yards	Year
1.	271.92	1984
2.	257.00	1959
3.	256.8	1941
4.	250.60	1969
5.	249.60	1953
6.	242.36	1986
7.	240.36	1981
8.	239.17	1979
9.	236.08	2004
10.	233.45	1983

RUSHING TOUCHDOWNS

Game	Touchdowns	Player	Year
1.	7	New Mexico	1972
	7	UTEP	1973
	7	UNLV	1981
	7	Weber State	1984
5.	6	Idaho State	1994
	6	UNLV	1999
	6	Weber State	2013
	6	Stanford	2021
9.	5	19 times (Last: Colorado)	2022

Season	Touchdowns	Year
1.	38	2022
2.	37	2021
3.	36	2004
4.	34	1984
	34	2019
6.	27	1956
	27	1983
	27	1998
	27	2010
10.	26	1981
	26	2016

AVERAGE YARDS PER RUSH

Game (Min. 50 Rushes)	Yards	Player	Year
1.	7.24	New Mexico	1991
2.	6.97	Weber State	1984
3.	6.92	UTEP	1984
4.	6.77	Indiana	2002
5.	6.65	New Mexico	1969
6.	6.50	UCLA	2018
7.	6.49	UNLV	1980
8.	6.42	UTEP	1979
9.	6.14	Northwestern	1981
10.	6.03	UTEP	1973

Season	Yards	Year
1.	5.56	2021
2.	5.44	2022
3.	5.40	2004
4.	5.20	1941
5.	5.07	2020

6.	4.88	2016
7.	4.84	1984
8.	4.80	2001
9.	4.77	1983
	4.77	2019

PASSING

MOST ATTEMPTS

Game	Attempts	Player	Year
1.	65	UTEP	1988
2.	63	Illinois	1988
3.	60	Air Force	1988
4.	58	UTEP	1986
	58	San Diego State	1989
	58	San Diego State	2021
7.	56	Stanford	1989
	56	BYU	1992
9.	55	Utah State	1972
	55	Idaho State	1987
	55	Fresno State	1989

Season	Attempts	Year
1.	556	1989
2.	543	1988
3.	525	1987
4.	451	1986
5.	449	1985
6.	446	2022
7.	433	1993
8.	427	2017
9.	415	2005
10.	414	2008

COMPLETIONS

Game	Completions	Player	Year
1.	41	UTEP	1988
2.	40	UTEP	1986
3.	37	Air Force	1986
4.	36	Idaho State	1987
	36	Air Force	1988
5.	33	Illinois	1988
	33	Hawaii	1993
6.	32	6 times	(Last: Colorado State, 2010)

Season	Completions	Year
1.	327	1988
2.	306	1987
3.	298	1989
4.	288	2022
5.	279	2008
6.	278	1993
7.	263	1986
8.	261	2017
9.	258	2005
10.	254	2021
	253	1985

PASS YARDS

Game	Yards	Player	Year
1.	631	Air Force	1988
2.	520	Idaho State	1988
3.	492	UTEP	1986
4.	476	Air Force	1986
	476	Kansas	1996
6.	462	BYU	1993
7.	461	Utah State	1987
8.	459	Air Force	1993
9.	453	UTEP	1988
10.	451	Air Force	1987

STREAKS

LONGEST WINNING STREAK

18	Nov. 1, 2003-Sep. 10, 2005
16	Nov. 29, 1928-Nov. 27, 1930
16	Dec. 20, 2007-Sep. 12, 2009
11	Oct. 15, 1904-Oct. 28, 1905
9	Nov. 8, 1952-Oct. 24, 1953
9	Dec. 23, 2009-Oct. 30, 2010

LONGEST BOWL WIN STREAK

9	1999-2009
---	-----------

HOME WIN STREAK

26	Nov. 19, 1928-Oct. 13, 1934
21	Sep. 15, 2007-Oct. 23, 2010
14	Dec. 5, 2020-present
11	Nov. 30, 1905-Nov. 14, 1908
11	Sep. 27, 1947-Nov. 25, 1948
11	Oct. 12, 2018-Nov. 30, 2019

ROAD/NEUTRAL WIN STREAK

11	Sep. 27, 2003-Jan. 1, 2005
9	Dec. 20, 2007-Sep. 12, 2009
7	Oct. 16, 1925-Dec. 18, 1926
6	Oct. 26, 1929-Nov. 15, 1930
6	Oct. 18, 1952-Oct. 10, 1953

LONGEST LOSING STREAK

9	Nov. 24, 1973-Nov. 2, 1974
9	Nov. 16, 1985-Nov. 1, 1986
8	Nov. 18, 1975-Sep. 26, 1976

HOME LOSING STREAK

6	Sept. 25, 1954-Sep. 17, 1955
5	Oct. 14, 1967-Sep. 28, 1968
5	Nov. 24, 1973-Nov. 2, 1974

ROAD/NEUTRAL LOSING STREAK

17	Dec. 1, 1973-Oct. 23, 1976
9	Sept. 3, 1983-Sept. 29, 1984

SCORING

MOST POINTS SCORED

129	Oct. 28, 1905 vs. Ft. Douglas (129-0)
107	Nov. 5, 1904 vs. Ft. Douglas (107-5)

MOST POINTS SCORED (NCAA GAMES)

97	Oct. 28, 1911 vs. Montana State (97-0)
82	Sept. 22, 1973 vs. UTEP (82-6)

MOST POINTS ALLOWED

70	Nov. 18, 1989 vs. BYU (70-31)
67	Sept. 23, 1989 vs. Hawai'i (67-20)

LARGEST WINNING MARGIN*

97	Nov. 28, 1911 vs. Montana State (97-0)
79	Oct. 13, 1923 vs. Wyoming (79-0)

*vs. NCAA opponents

LARGEST LOSING MARGIN*

64	Nov. 13, 1943, Colorado College (64-0)
63	Oct. 23, 1920 vs. California (63-0)

*vs. NCAA opponents



Team Records

Season	Yards
1.	4355 1988
2.	4064 1989
3.	3891 1993
4.	3884 1987
5.	3534 2005
6.	3489 2022
7.	3242 2017
8.	3199 1985
9.	3187 2019
10.	3178 2008

INTERCEPTIONS

Game	Interceptions	Year
1.	9	Arizona State, 1975
2.	7	Colorado, 1953
3.	6	Iowa State, 1976
	6	UCLA, 2013
5.	5	Oregon, 1976
	5	Arizona, 1971
	5	Houston, 1971
	5	Arizona State, 1974
	5	BYU, 1983
	5	Colorado State, 1989
	5	BYU, 1991

Season	Interceptions
1.	29 1971
2.	26 1972
3.	25 1949
	25 1975
5.	23 1973
	23 1985
7.	22 1987
8.	21 1967
	21 1968
	21 1974
	21 1989
	21 2013

TOUCHDOWN PASSES

Game	Touchdowns	Year
1.	6	New Mexico, 1980
	6	UTEP, 1989
	6	UTEP, 1997
	6	Fresno State, 2014
5.	5	10 times (Last: Oregon, 2015)

Season	Touchdowns
1.	39 1989
2.	33 2004
3.	31 2022
4.	29 1988
	29 2008
6.	28 1994
7.	26 1987
	26 2005
9.	25 1986
	25 2006

COMPLETION PERCENTAGE

Game (Min. 15 attempts)	Percentage	Year
1.	.944, (17-18)	UTEP, 1997
2.	.875, (21-24)	Colorado, 2022
3.	.870, (20-23)	New Mexico, 2010
4.	.846, (22-26)	Washington State, 2012
5.	.840, (21-25)	Colorado State, 1993
6.	.838, (31-37)	BYU, 2008
7.	.833, (20-24)	UNLV, 2006

	.833, (20-24)	Arizona, 2019
9.	.824, (28-34)	Wyoming, 1983
	.824, (14-17)	Oregon State, 2015
	.824, (14-17)	Colorado, 2019

Season	Completion %
1.	.725 2019
2.	.674 2004
3.	.673 2008
4.	.646 2022
5.	.643 1994
6.	.642 1993
7.	.636 2015
8.	.633 2021
9.	.627 2012
10.	.623 2010

PASSING YARDS PER GAME

Season	Yards
1.	395.91 1988
2.	338.67 1989
3.	324.25 1993
4.	323.67 1987
5.	294.50 2005
6.	287.00 1986
7.	278.27 1994
8.	266.58 1985
9.	263.7 2004
10.	261.64 1992

PASSING EFFICIENCY

Season	Efficiency
1.	174.05 2019
2.	173.45 2004
3.	153.75 1957
4.	151.83 1993
5.	150.64 2008
6.	149.56 2005
7.	148.97 1994
8.	148.74 2022
9.	144.28 1996
10.	141.95 2021

MOST 200-YARD PASSING GAMES

Season	Games
1.	12 2005
2.	11 1988
	11 1989
	11 1993
	11 2008
6.	10 1985
	10 1986
	10 1987
	10 1994
	10 2009
	10 2017
	10 2022

MOST 300-YARD PASSING GAMES

Season	Games
1.	8 1987
	8 1988
3.	7 1989
	7 1993
5.	5 2005
6.	4 1985
	4 1992
	4 2004
	4 2008

MOST 400-YARD PASSING GAMES

Season	Games
1.	3 1988
	3 1993
3.	2 1986
	2 1987
	2 1989

MOST 500-YARD PASSING GAMES

Season	Games
1.	3 1988

MOST 600-YARD PASSING GAMES

Season	Games
1.	1 1988

TOTAL OFFENSE

NET YARDS

Game	Net Yards	Year
1.	703	Air Force, 1988
2.	669	North Carolina, 2004
3.	662	UTEP, 1988
	662	Colorado, 2022
5.	661	Wyoming, 1983
6.	648	Colorado State, 2010
7.	631	Idaho State, 1988
8.	629	BYU, 1993
9.	628	UTEP, 1994
	628	Weber State, 2013

Season	Net Yards
1.	6536 2022
2.	6035 2021
3.	6006 2019
4.	5997 2004
5.	5815 1993
6.	5795 1988
7.	5676 2005
8.	5599 2016
9.	5541 2018
10.	5374 2017

TOTAL PLAYS

Game	Total Plays	Year
1.	101	New Mexico, 1986
2.	98	Utah State, 1972
3.	97	Texas A&M, 2003
	97	California, 2016
5.	96	Arizona, 1967
	96	Wyoming, 1995
7.	95	San Diego State, 1983
	95	UTEP, 1988
9.	93	Washington State, 1971
10.	91	9 times

Season	Total Plays
1.	1006 2022
2.	971 2018
3.	969 2016
4.	953 2017
5.	946 2021
6.	943 2014
7.	942 2007
8.	923 2015
9.	913 2008
10.	912 2019

TOTAL YARDS PER GAME

Season	Yards
1.	526.82 1988
2.	499.75 2004
3.	484.58 1993
4.	473.00 2005
5.	466.85 2022
6.	448.27 1994
7.	441.08 1989
8.	437.50 1987
9.	431.07 2021
10.	430.70 2016

TOTAL YARDS PER PLAY

Game (Min. 75 Plays)	Yards	Year
1.	8.68	Air Force, 1988
2.	8.37	UTEP, 1994
3.	8.26	Wyoming, 1983
4.	8.09	Idaho State, 1988
5.	7.88	Cal State-Fullerton, 1983
6.	7.78	North Carolina, 2004
7.	7.66	Texas A&M, 2004
8.	7.64	BYU, 1988
9.	7.62	Hawaii, 1993
	7.62	Weber State, 2018

Season	Yards
1.	6.90 2004
2.	6.58 2019
3.	6.49 2022
4.	6.44 1988
5.	6.42 1993
6.	6.37 2021
7.	6.24 2005
8.	6.16 1996
9.	6.12 2010
10.	5.91 1987

KICKING

FIELD GOALS MADE

Game	Field Goals	Year
1.	6	Oregon, 2018
2.	5	BYU, 2009
3.	4	Colorado State, 1985
	4	Colorado State, 1988
	4	New Mexico, 1989
	4	Utah State, 1995
	4	Indiana, 2002
	4	Tulsa, 2006
	4	Michigan, 2008
	4	Iowa State, 2010
	4	Pittsburgh, 2011
	4	Michigan, 2014
	4	Indiana, 2016
	4	BYU, 2017
	4	San Jose State, 2017
	4	Stanford, 2018



Team Records

INFORMATION

HERE'S UTAH

2023 OUTLOOK

PLAYER BIOS

COACHES & STAFF

SERIES HISTORY

2022 IN REVIEW

BOWL HISTORY

RECORD BOOK

Season		
1.	30	2017
2.	26	2018
3.	23	2014
	23	2015
5.	22	2008
6.	21	2009
	21	2016
8.	19	1985
	19	1987
	19	2007

FIELD GOALS ATTEMPTED

Game		
1.	6	Oregon, 2018
2.	5	BYU, 1969
	5	Wyoming, 1992
	5	Idaho, 1993
	5	BYU, 2009
	5	Michigan, 2014
7.	4	35 times (Last: USC, 2019)

Season		
1.	35	2017
2.	31	2018
3.	28	1988
	28	2014
5.	27	1993
	27	2015
7.	26	2009
8.	25	2011
	25	2016
10.	24	2008

FIELD GOAL PERCENTAGE

Game (Min. 4 attempts)		
1.	1,000, (6-6)	Oregon, 2018
2.	1,000, (5-5)	BYU, 2009
3.	1,000, (4-4)	Colorado State, 1985
	1,000, (4-4)	Colorado State, 1988
	1,000, (4-4)	New Mexico, 1989
	1,000, (4-4)	Utah State, 1995
	1,000, (4-4)	Tulsa, 2006
	1,000, (4-4)	Michigan, 2008
	1,000, (4-4)	Iowa State, 2010
	1,000, (4-4)	Pittsburgh, 2011
	1,000, (4-4)	Indiana, 2016
	1,000, (4-4)	BYU, 2017
	1,000, (4-4)	San Jose State, 2017
	1,000, (4-4)	Stanford, 2018

Season (Min. 12 attempts)		
1.	.917, (22-24)	2008
2.	.875, (14-16)	1987
3.	.864, (19-22)	2007
4.	.857, (30-35)	2017
5.	.852, (23-27)	2015
6.	.850, (17-20)	2013
7.	.842, (16-19)	2005
8.	.840, (21-25)	2016
9.	.838, (26-31)	2018
10.	.826, (19-23)	1985

EXTRA POINT PATS

Game		
1.	10	UTEP, 1973
	10	Weber State, 2013
	10	Southern Utah, 2022
4.	9	UNLV, 1981

9	Wyoming, 1983
9	Idaho State, 1994
9	UNLV, 2004
9	Colorado State, 2004
9	San Diego State, 2008
9	Colorado, 2022
11.	8 (10 times - Last: Oregon, 2015)

Season		
1.	71	2004
2.	69	2022
3.	64	2021
4.	57	2019
5.	56	2008
6.	55	2010
7.	50	1994
8.	47	2015
9.	45	1999
	45	2018

EXTRA POINT PAT ATTEMPTS

Game		
1.	12	UTEP, 1973
2.	10	Wyoming, 1983
	10	Weber State, 2013
	10	Southern Utah, 2022
5.	9	Colorado State, 1972
	9	UNLV, 1981
	9	Idaho State, 1994
	9	UNLV, 2004
	9	Colorado State, 2004
	9	San Diego State, 2008
	9	Colorado, 2022
12.	8	(9 times - Last: Oregon, 2015)

Season		
1.	75	2004
2.	70	2022
3.	68	2021
4.	58	2019
5.	57	2008
6.	56	2010
7.	53	1994
8.	47	1973
	47	2015
10.	46	1999

PAT PERCENTAGE

Game (Min. 8 attempts)		
1.	1,000, (10-10)	Weber State, 2013
	1,000, (10-10)	Southern Utah, 2022
3.	1,000, (9-9)	UNLV, 1981
	1,000, (9-9)	Idaho State, 1994
	1,000, (9-9)	UNLV, 2004
	1,000, (9-9)	Colorado State, 2004
	1,000, (9-9)	San Diego State, 2008
	1,000, (9-9)	Colorado, 2022
9.	1,000, (8-8)	(9 times - Last: Oregon, 2015)

Season		
1.	1,000 (47-47)	2015
	1,000 (45-45)	2018
	1,000 (43-43)	2006
	1,000 (43-43)	2016
	1,000 (42-42)	1984
	1,000 (41-41)	2013
	1,000 (40-40)	1985

1,000 (40-40)	2017
1,000 (37-37)	1981
1,000 (37-37)	1996
1,000 (31-31)	1986
1,000 (31-31)	1989
1,000 (17-17)	2020
1,000 (13-13)	1975

PUNTING

MOST PUNTS

Game		
1.	13	Pacific, 1949
2.	12	Wyoming, 1966
3.	11	Oregon, 1946
	11	Wyoming, 1949
	11	Washington State, 1968
	11	Arizona State, 1974
	11	New Mexico, 1981
	11	Oregon, 1991
	11	Oregon State, 2007
	11	Utah State, 2012
	11	BYU, 2013

Season		
1.	86	1979
2.	80	1974
	80	2014
4.	79	1940
5.	78	1967
6.	76	1968
	76	2013
8.	74	2007
9.	73	1990
10.	71	1975
	71	2009


PUNT YARDS

Game		
1.	526	Utah State, 2012
2.	486	BYU, 2013
3.	471	Washington State, 1968
4.	458	Oregon State, 2007
5.	455	Arizona State, 2013
6.	454	Wyoming, 1987
7.	434	BYU, 1979
8.	432	Washington State, 1971
9.	431	Iowa State, 1975
10.	428	New Mexico, 1981

Season		
1.	3736	2014
2.	3300	2013
3.	3285	1979
4.	3269	1971
5.	3231	2007
6.	3061	2011
7.	3053	2016
8.	3044	1968
9.	3027	1974
10.	2990	1977

PUNT AVERAGE

Game (Min. 5 Punts)		
1.	57.57	Idaho, 1950
2.	55.50	Southern Utah, 2016
3.	55.40	Fresno State, 2014
4.	54.14	Wyoming, 1970



Joe Phillips made five field goals against BYU in 2009 for the second-best single-game mark in school history.

5.	53.67	Washington, 2016
6.	53.20	Arizona State, 1971
7.	52.67	UNLV, 2007
8.	51.86	San Jose State, 1969
9.	51.60	BYU, 1970
10.	51.13	Iowa State, 1970

Season		
1.	47.95	2015
2.	47.70	2016
	46.70	1971
4.	46.70	2014
5.	45.66	1970
6.	44.30	1950
7.	44.03	2006
8.	43.97	1977
9.	43.88	2017
10.	43.73	2011

RETURNS KICK/PUNT

MOST KICKOFF RETURNS

Game		
1.	11	Oregon State, 1951
	11	Ohio State, 1986
	11	San Diego State, 1990
4.	10	UCLA, 1973
	10	TCU, 2009
5.	9	8 times (Last: Oregon, 2014)



Team Records

Season		
1.	69	1989
2.	63	1974
3.	62	1986
4.	55	1987
5.	53	1973
	53	2009
7.	52	1976
8.	50	1971
	50	1972
10.	48	1988

KICKOFF RETURN YARDS

Game		
1.	282	New Mexico, 2003
2.	255	San Diego State, 1990
3.	241	Oregon State, 1951
	241	Ohio State, 1986
5.	230	California, 2012
6.	223	BYU, 1998
7.	222	Ohio State, 2021
8.	218	Oregon, 2014
9.	211	Texas Tech, 1972
10.	205	UTEP, 1967

Season		
1.	1388	1989
2.	1210	1986
3.	1206	1974
4.	1188	2009
5.	1181	1971
6.	1137	1987
7.	1105	1972
8.	1100	2010
9.	1060	1973
10.	1053	1976

KICKOFF RETURN AVERAGE

Game (Min. 6 returns)		
1.	37.17	BYU, 1998
2.	35.25	New Mexico, 2003
3.	34.17	UTEP, 1967
4.	29.67	BYU, 1985
5.	28.29	Arizona State, 1981
6.	27.75	Ohio State, 2021
7.	27.00	Hawaii, 1988
8.	26.50	California, 2011
9.	25.71	Houston, 1971
10.	25.33	BYU, 1986

Season		
1.	28.24	2003
2.	27.06	1998
3.	26.20	2004
4.	25.90	2012
5.	25.84	1981
6.	25.81	2021
7.	25.52	1982
8.	24.22	1999
9.	23.91	2010
10.	23.90	1948

MOST PUNT RETURNS

Game		
1.	10	Utah State, 1949
2.	9	Idaho State, 1978
	9	Utah State, 1989
	9	Colorado State, 1999
5.	8	Utah State, 1995
	8	UNLV, 1999
	8	BYU, 1999
8.	7	8 times (last vs. SDSU, 2022)

Season		
1.	49	2000
2.	45	1969
3.	42	2009
4.	41	1994
5.	39	1957
6.	37	1968
7.	36	2006
	36	2016
9.	35	1991
	35	1993
	35	2004
	35	2010

PUNT RETURN YARDS

Game		
1.	207	Wyoming, 1973
2.	169	Utah State, 1949
3.	163	New Mexico, 1999
4.	156	Iowa State, 2010
5.	144	UNLV, 1999
	144	New Mexico, 2010
7.	140	UTEP, 1972
8.	135	Utah State, 2007
9.	132	San Diego State, 2021
10.	128	UNLV, 2010

Season		
1.	656	1973
2.	654	1999
3.	616	2010
4.	454	2021
5.	453	2000
6.	448	1968
7.	446	1967
8.	436	2007
9.	421	1957
10.	417	1972

PUNT RETURN AVERAGE

Game (Min. 5 Returns)		
1.	34.50	Wyoming, 1973
2.	28.80	New Mexico, 2010
3.	26.00	Iowa State, 2010
4.	25.60	UNLV, 2010
5.	23.60	Wyoming, 2010
6.	22.00	San Diego State, 2021
7.	21.60	UTEP, 1992
8.	21.00	Weber State, 2013
9.	20.25	Arizona State, 1973
10.	19.17	BYU, 1968
	19.17	Utah State, 1987

Season		
1.	23.43	1973
2.	23.00	2002
3.	20.30	1985
4.	17.60	2010
5.	16.50	1951
6.	16.30	2020
7.	16.00	1999
8.	15.13	2021
9.	13.79	2014
10.	13.12	1967

ALL-PURPOSE YARDS

PLAYS

Game		
1.	109	Arizona, 1967
	109	Utah State, 1972
3.	105	Washington State, 1971
4.	104	New Mexico, 1986
5.	103	UNLV, 1980
	103	San Diego State, 1983
	103	UTEP, 1988
9.	102	San Jose State, 1969
10.	101	Idaho State, 1987

Season		
1.	898	2022
2.	883	2007
3.	876	2016
4.	875	2018
5.	874	2019
6.	867	2008
	867	2015
8.	865	2014
9.	863	1984
10.	855	2021

YARDS

Game		
1.	1026	Iowa State, 2010
2.	849	Colorado State, 1972
	849	Air Force, 1988

4.	831	Utah State, 1987
5.	806	UNLV, 1981
	806	Weber State, 2013
7.	792	UNLV, 1980
8.	776	UTEP, 1973
9.	775	San Diego State, 2004
10.	771	Idaho State, 2014

Season		
1.	7444	2004
2.	7207	2022
3.	7136	1988
4.	7051	2021
5.	6967	2010
6.	6898	1993
7.	6896	1989
8.	6833	2005
9.	6810	2009
10.	6704	2019

YARDS PER GAME

Season		
1.	648.73	1988
2.	620.33	2004
3.	574.83	1993
4.	574.67	1989
5.	569.42	2005
6.	553.00	1987
7.	551.45	1986
8.	535.92	2010
9.	531.09	1981
10.	526.18	1994

FIRST DOWNS

TOTAL FIRST DOWNS

Game		
1.	39	UTEP, 1988
2.	37	New Mexico, 1986
3.	37	Utah State, 1988
4.	35	UTEP, 1986
	35	North Carolina, 2004
6.	33	Idaho State, 1987
	33	Colorado, 2022
8.	32	Wyoming, 1983
	32	Air Force, 1986
10.	31	7 times (last: USC, 2022 RS)

Season		
1.	365	2022
2.	340	2021
3.	305	1988
	305	2004
5.	301	2019
6.	299	2017
7.	291	1993
8.	285	2016
9.	284	2018
10.	282	2008



The 1984 team, behind Utah's No. 2 all-time leading rusher Eddie Johnson, set the eighth-best mark for most all-purpose plays in a season (863).



Team Records

INFORMATION

HERE'S UTAH

2023 OUTLOOK

PLAYER BIOS

COACHES & STAFF

SERIES HISTORY

2022 IN REVIEW

BOWL HISTORY

RECORD BOOK

RUSHING

Game	Player	Team	Yards
1.	25	New Mexico, 1991	
2.	24	Indiana, 2002	
3.	23	Stanford, 2021	
4.	22	Colorado State, 1953	
	22	UTEP, 1984	
6.	20	Northwestern, 1981	
7.	19		8 times

Season

1.	175	2022
2.	173	1984
3.	157	2021
4.	148	1982
5.	147	2019
6.	145	2004
7.	144	2016
8.	142	1953
9.	138	1981
10.	136	2015
	136	2018

PASSING

Game	Player	Team	Yards
1.	25	UTEP, 1988	
2.	24	UTEP, 1986	
3.	23	Air Force, 1988	
4.	22	Utah State, 1988	
5.	21	New Mexico, 1975	
	21	Air Force, 1986	
	21	Georgia Tech, 2005	
8.	20	UTEP, 1994	
	20	San Diego State, 1995	
	20	San Diego State, 2005	

Season

1.	192	1988
2.	170	1993
3.	165	1989
4.	164	1987
5.	156	2022
6.	154	2008
7.	150	1986
	150	2005
9.	148	1994
	148	2021

PENALTY

Game	Player	Team	Yards
1.	10	Oregon, 2021 (Pac-12 Champ.)	
2.	8	Arizona, 2021	
	7	Colorado State, 1988	
4.	6	USC, 2019	
	6	BYU, 2021	
	6	San Diego State, 2021	

7.	5	Many Times
		(last Ohio State, 2021)

Season

1.	36	2021
2.	34	2022
3.	30	2017
4.	29	1976
	29	2019
6.	28	1977
7.	25	2015
8.	24	1980

24	1989
24	2004
24	2011

PENALTIES

PENALTIES

Game	Player	Team	Yards
1.	21	Utah State, 1983	
2.	18	Colorado State, 1978	
3.	16	UNLV, 1980	
	16	USC, 2019	
5.	15	New Mexico, 1967	
	15	Wyoming, 1977	
	15	Utah State, 1989	
	15	Utah State, 1994	
	15	Fresno State, 1999	
	15	Michigan, 2008	

Season

1.	112	1985
2.	111	1989
	111	1991
4.	107	1981
5.	105	1980
6.	103	2019
7.	102	1978
	102	1987
9.	101	2009
10.	98	1979

PENALTY YARDS

Game	Player	Team	Yards
1.	191	Colorado State, 1978	
2.	187	Weber State, 1978	
3.	179	Colorado State, 2003	
4.	174	Wyoming, 1977	
5.	171	Utah State, 1983	
6.	158	Utah State, 1980	
7.	152	New Mexico, 1967	
	152	Colorado State, 1977	
9.	151	Fresno State, 1999	
10.	150	Wyoming, 1985	

Season

1.	1126	1977
2.	1095	1978
3.	1065	1980
4.	999	1991
5.	985	1985
6.	983	1987
7.	977	1981
8.	912	1979
9.	902	1989
10.	900	2009

PENALTY YARDS PER GAME

Season	Yards	Year
1.	102.36	1977
2.	99.55	1978
3.	96.82	1980
4.	88.82	1981
5.	83.25	1991
6.	82.08	1985
7.	81.92	1987
8.	76.00	1979
9.	75.17	1989
10.	72.82	1990

FUMBLES

FUMBLES

Game	Player	Team	Fumbles
1.	10	San Jose State, 1969	
2.	9	Colorado State, 1947	
	9	Colorado, 1947	
	9	Arizona, 1952	
	9	Arizona State, 1953	
	9	Texas A&M, 2003	
7.	8	Arizona State, 1972	
	8	Arizona State, 1973	
	8	Wyoming, 1974	
10.	7	8 times (Last: Washington State, 2021)	

Season

1.	45	1972
2.	42	1958
	42	1974
4.	41	1973
5.	40	1949
	40	1954
	40	1959
8.	38	1978
	38	2003
10.	35	1957

FUMBLES LOST

Game	Player	Team	Fumbles
1.	6	Colorado St, 1947	
	6	Arizona, 1952	
	6	Montana, 1961	
	6	San Jose State, 1969	
5.	5	BYU, 1970	
	5	Arizona, 1973	
	5	San Diego State, 1980	
8.	4	16 times	
		(Last: Northwestern, 2018)	

Season

1.	33	1974
2.	27	1978
3.	23	1973
4.	22	1954
	22	1958
	22	1959
	22	1969
	22	1970
9.	21	1961
	21	1964
	21	1975

FUMBLES BOTH TEAMS

Game	Player	Team	Fumbles
1.	18	Arizona State, 1972	
2.	16	Arizona State, 1973	
3.	15	San Jose State, 1969	
	15	Wyoming, 1972	
5.	14	BYU, 1972	
	14	Wyoming, 1983	
	14	Texas A&M, 2003	
8.	13	Colorado State, 1971	
	13	Wyoming, 1971	
	13	Oregon, 1975	
	13	Hawaii, 1989	



Receiver Carl Harry helped the 1988 Utes earn 305 first downs, a school record at the time.

FUMBLES LOST BOTH TEAMS

Game	Player	Team	Fumbles
1.	11	Arizona State, 1972	
2.	10	San Jose State, 1969	
	10	Arizona State, 1973	
4.	9	Louisiana State, 1974	
	9	UTEP, 1976	
	9	Oklahoma, 1977	
7.	8	5 times	

SCORING

POINTS

Game	Player	Team	Points
1.	129	Fort Douglas, 1905	
2.	107	Fort Douglas, 1904	
3.	105	Idaho College, 1923	
4.	97	Montana State, 1911	
5.	89	Fort Douglas, 1913	
6.	82	UTEP, 1973	
7.	79	Wyoming, 1923	
8.	75	Wyoming, 1908	
9.	73	Southern Utah, 2022	
10.	72	Wyoming, 1930	

Season

1.	541	2022
2.	540	2004
3.	506	2021
4.	480	2008
5.	452	2019
6.	430	2010
7.	426	1994
8.	407	2014
9.	405	1985
10.	399	1988



Team Records

POINTS PER GAME

Season	Points Per Game	Year
1.	45.33	2004
2.	42.50	1930
3.	38.64	2022
4.	37.63	1904
5.	36.92	2008
6.	36.27	1988
7.	36.14	2021
8.	35.50	1994
9.	34.43	1923
10.	33.75	1985

1ST QUARTER POINTS (SINCE 1968)

Game	Points	Year
1.	35	BYU, 2015
2.	28	San Jose State, 1969
	28	Wyoming, 1983
	28	UTEP, 1997
	28	UNLV, 2004
6.	24	UTEP, 1981
7.	22	Idaho State, 1978
8.	21	15 times (Last: Oregon State, 2019)

Season	Points	Year
1.	151	2004
2.	120	2009
	120	2015
4.	106	2014
5.	96	1972
	96	2008
	96	2013
8.	95	1993
9.	92	1991
10.	90	2018

2ND QUARTER POINTS (SINCE 1968)

Game	Points	Year
1.	38	Southern Utah, 2022
2.	35	Weber State, 2013
3.	31	Iowa State, 2010
4.	30	Wyoming, 2007
5.	28	Colorado State, 1971
	28	Weber State, 1984
	28	UTEP, 1994
	28	San Jose State, 2010
	28	Colorado, 2022
10.	27	New Mexico, 1971

Season	Points	Year
1.	204	2022
2.	190	2004
3.	162	2010
4.	171	2021
5.	152	2008
6.	151	2019
7.	133	2006
8.	132	2005
9.	127	1988
10.	126	1994

3RD QUARTER POINTS (SINCE 1968)

Game	Points	Year
1.	28	Idaho State, 1988
	28	New Mexico, 2010
	28	Oregon, 2015
4.	24	UNLV, 1981

24	New Mexico, 1985	
24	Idaho State, 1994	
7.	22	Colorado State, 1994
8.	21	16 times (Last: Stanford, 2022)

Season	Points	Year
1.	136	2022
2.	135	2004
3.	121	1999
4.	118	2019
5.	116	1988
6.	111	1994
	111	2010
8.	109	2018
9.	102	2005
10.	101	1981

4TH QUARTER POINTS (SINCE 1968)

Game	Points	Year
1.	29	Utah State, 1988
2.	28	Arizona, 1972
	28	San Diego State, 2008
4.	27	Arizona State, 1985
5.	24	BYU, 2011
	24	Washington State, 2020
7.	23	USC, 2022 (Pac-12 Champ.)
8.	22	(7 times - Last: Colorado, 2012)

Season	Points	Year
1.	141	1993
2.	135	1985
3.	130	2021
4.	125	2008
5.	124	1973
6.	118	2022
7.	116	2003
8.	115	1988
	115	1994
10.	112	2016

OVERTIME POINTS (1 OT UNLESS NOTED)

Game	Points	Year
1.	22	Air Force (3OT), 2003
2.	13	Oregon State (2OT), 2014
	13	Stanford (2OT), 2014
4.	7	UTEP, 1998
	7	New Mexico (2OT), 2002
	7	BYU, 2005
	7	Air Force, 2009
	7	San Diego State (3OT), 2021
9.	6	San Diego State, 1998
	6	Georgia Tech, 2011
11.	3	TCU, 2005
	3	BYU, 2009
	3	Pittsburgh, 2010
	3	Washington State, 2011
	3	Oregon State, 2013
	3	Arizona (2OT), 2015

Season	Points	Year
1.	26	2014
2.	22	2003
3.	13	1998
4.	10	2005
	10	2009
6.	9	2011
7.	7	2002
	7	2021

9.	3	2010
	3	2013
	3	2015

1ST HALF POINTS (SINCE 1968)

Game	Points	Year
1.	49	Weber State, 2013
2.	48	Wyoming, 1983
3.	45	Southern Utah, 2022
4.	42	UTEP, 1973
	42	UTEP, 1997
	42	UNLV, 2004
	42	Colorado State, 2004
	42	Colorado, 2022
9.	41	Utah State, 2004
	41	Iowa State, 2004

Season	Points	Year
1.	341	2004
2.	287	2022
3.	282	2021
4.	248	2008
5.	234	2019
6.	229	2015
7.	220	2009
8.	219	2010
9.	206	2014
10.	204	2005

2ND HALF POINTS (SINCE 1968)

Game	Points	Year
1.	45	UNLV, 1981
	45	Idaho State, 1994
3.	40	UTEP, 1973
	40	BYU, 2011
5.	38	Washington State, 2020
6.	36	UTEP, 1989
	36	Colorado State, 1994
8.	35	Colorado State 1972
	35	Wyoming, 1991
	35	New Mexico, 2010
	35	Colorado State, 2010
	35	Oregon State, 2013
	35	Oregon, 2015
	35	BYU, 2018

Season	Points	Year
1.	254	2022
2.	231	1988
3.	226	1994
4.	219	1999
5.	218	1985
	218	2019
7.	217	2021
8.	214	1993
9.	208	2010
10.	204	2016

LARGEST WINNING MARGIN

Game	Points	Year
1.	129	Fort Douglas, 1905
2.	102	Fort Douglas, 1904
	102	Idaho College, 1923
4.	97	Montana State, 1911
5.	83	Fort Douglas, 1913
6.	79	Wyoming, 1923
7.	76	UTEP, 1973
8.	75	Wyoming, 1908
9.	82	Wyoming, 1930

10.	66	Denver, 1912
	66	Montana State, 1919
	66	Idaho State, 1994
	66	Southern Utah, 2022

Season	Points	Year
1.	320	1930
2.	310	2004
3.	270	1931
4.	263	1904
5.	256	2008
6.	242	2019
7.	241	2022
8.	216	1994
9.	202	2010
10.	196	1929

BIGGEST DEFICIT OVERCOME FOR WIN

Game	Points	Year
1.	27	Arizona, 1972 (0-27 to 28-27)
	27	New Mexico, 1990 (0-27 to 29-27)
3.	21	Washington St., 2020 (7-28 to 45-28)
4.	20	BYU, 2018 (0-20, 7-27 to 35-27)
5.	17	Air Force, 1984 (0-17 to 28-17)
	17	San Diego State, 2010 (3-20 and 10-27 to 38-34)
7.	16	BYU, 1978 (0-16 to 23-22)
	16	Colorado State, 1987 (7-23 to 24-23)
9.	15	Arizona State, 1969 (0-15 to 24-23)
	15	New Mexico, 1973 (20-35 to 36-35)
	15	Wyoming, 1991 (14-29 to 57-42)



Fred Graves was the leading receiver on the 1971 team that scored 28 points in the second quarter against Colorado State, which is tied for the fifth-best mark in school history. Graves later became an assistant coach at Utah, spending 19 years on the Ute staff from 1982-2000. He coached in the NFL from 2001-16.



Team Records

DEFENSE

MOST POINTS ALLOWED

Game	Points Allowed	Year
1.	70	BYU, 1989
2.	67	Hawaii, 1989
3.	66	UCLA, 1973
	66	San Diego State, 1990
5.	64	Colorado College, 1943
	64	Ohio State, 1986
7.	63	California, 1920
8.	62	Oklahoma, 1977
9.	61	Oregon State, 1951
	61	Wyoming, 1988

Season	Points Allowed	Year
1.	524	1989
2.	444	1986
3.	396	1993
4.	379	1977
5.	362	1987
6.	361	1976
7.	357	1988
8.	354	1973
9.	348	1990
10.	343	1985

MOST POINTS ALLOWED PER GAME

Season	Points Per Game	Year
1.	43.67	1989
2.	42.43	1943
3.	40.36	1986
4.	34.45	1977
5.	32.82	1976
6.	32.45	1988
7.	31.64	1990
8.	31.45	1972
9.	30.55	1974
10.	30.46	1993

1ST QUARTER POINTS (SINCE 1968)

Game	Points	Year
1.	31	Oklahoma, 1977
	31	Air Force, 1990
3.	28	New Mexico, 1977
	28	San Diego State, 1987
	28	BYU, 1989
6.	22	Hawaii, 1989
7.	21	11 times (last UCLA, 2016)

Season	Points	Year
1.	146	1989
2.	132	1977
3.	113	1992
4.	105	1987
5.	99	1993
6.	98	1986
7.	95	2016
8.	93	1990
9.	86	1973
	86	2013

2ND QUARTER POINTS (SINCE 1968)

Game	Points	Year
1.	29	Arizona State, 1968
2.	28	New Mexico, 1970
	28	Arizona State, 1972
	28	San Diego State, 1990
5.	27	BYU, 1973
6.	24	TCU, 2009
	24	Oregon, 2014
8.	21	16 times (last Ohio State, 2021)

Season	Points	Year
1.	131	1987
2.	130	1989
3.	119	1990
4.	116	1976
5.	114	1973
	114	1979
7.	107	1975
8.	103	2014
9.	96	1985
	96	1988

3RD QUARTER POINTS (SINCE 1968)

Game	Points	Year
1.	28	New Mexico, 2003
	28	Northwestern, 2018
3.	24	Hawaii, 1988
4.	23	Arizona State, 1968
5.	21	9 times (last Oregon State, 2021)

Season	Points	Year
1.	157	1986
2.	114	1989
3.	108	1988
4.	101	1976
5.	98	1975
6.	96	2021
7.	91	1993
8.	81	1974
9.	80	2011
10.	79	2010
	79	2018

4TH QUARTER POINTS (SINCE 1968)

Game	Points	Year
1.	28	Florida, 1977
2.	24	San Diego State, 1990
	24	Oregon, 2014
4.	23	UTEP, 1982
	23	Wyoming, 1999
6.	21	14 times (last Fresno State, 2015)

Season	Points	Year
1.	134	1977
	134	1989
3.	112	1993
4.	107	1971
	107	1985
6.	106	2014
7.	104	1974
	104	2017
9.	102	1972
10.	101	2022



Utah's defense, led by Tenny Palepoi, held Washington State to minus-4 yards rushing in 2012 for the fifth-best effort in school history.

1ST HALF POINTS (SINCE 1968)

Game	Points	Year
1.	49	BYU, 1989
2.	45	Arizona State, 1972
	45	San Diego State, 1987
	45	Air Force, 1990
5.	42	UCLA, 1973
	42	San Diego State, 1990
7.	41	Oklahoma, 1977
8.	39	Hawaii, 1989
9.	38	TCU, 2009
10.	35	BYU, 1981
	35	BYU, 1983
	35	BYU, 1990
	35	Nebraska, 1992

Season	Points	Year
1.	276	1989
2.	236	1987
3.	212	1977
	212	1990
5.	200	1973
6.	193	1992
	193	1993
8.	187	1986
9.	185	1975
10.	174	1976

2ND HALF POINTS (SINCE 1968)

Game	Points	Year
1.	37	Wyoming, 1999
2.	35	BYU, 1980
	35	New Mexico, 1985
4.	34	Nebraska, 1980
	34	San Diego State, 1993
6.	33	Ohio State, 1986
7.	31	Air Force, 1986
	31	Hawaii, 1988
	31	San Diego State, 1989
	31	New Mexico, 2003
	31	BYU, 2005

Season	Points	Year
1.	257	1986
2.	248	1989
3.	203	1993
4.	185	1974
	185	1985
6.	182	1988
7.	173	1980
8.	171	1972
9.	169	1971
	169	2021

OVERTIME POINTS (1 OT UNLESS NOTED)

Game	Points	Year
1.	20	Air Force (3OT), 2003
2.	14	New Mexico (2OT), 2002
3.	10	Stanford (2OT), 2014
4.	9	San Diego State (3OT), 2021
5.	7	San Diego State, 1998
	7	Utah State, 2012
	7	Oregon State (2OT), 2014
8.	6	TCU, 2005
	6	BYU, 2009
	6	Oregon State, 2013

Season	Points	Year
1.	20	2003
	20	2014
3.	14	2002
4.	10	2015
5.	9	2021
6.	7	1998
	7	2012
8.	6	2005
	6	2009
	6	2013

INFORMATION

HERE'S UTAH

2023 OUTLOOK

PLAYER BIOS

COACHES & STAFF

SERIES HISTORY

2022 IN REVIEW

BOWL HISTORY

RECORD BOOK



Team Records

LARGEST LOSING MARGIN

Game	Margin	Year
1.	-64	Colorado College, 1943
2.	-63	California, 1920
3.	-60	Fort Warren, 1943
4.	-58	Ohio State, 1986
5.	-55	Tulsa, 1943
6.	-54	Colorado, 1951
7.	-52	San Diego State, 1990
8.	-51	USC, 1917
9.	-50	UCLA, 1973
10.	-50	BYU 1980

Season	Margin	Year
1.	-259	1943
2.	-221	1974
3.	-200	1975
4.	-167	1977
5.	-166	1986
6.	-159	1989
7.	-134	1990
8.	-116	1976
9.	-95	1920
10.	-72	1968

FEWEST RUSHING PLAYS

Game	Plays	Year
1.	13	Washington State, 2012
	13	Washington State, 2018
3.	14	California, 2016
	14	Washington State, 2019
5.	16	Louisville, 2007
	16	UCLA, 2016
7.	17	BYU, 1995
	17	Washington State, 2017
9.	18	Washington State, 2013
10.	19	(7 times - Last: Washington State, 2022)

Season	Plays	Year
1.	191	2020
2.	344	1998
3.	377	2019
4.	394	2022
5.	398	1964
6.	405	1981
7.	410	1994
8.	415	2008
	415	2012
10.	422	2011

FEWEST RUSHING YARDS

Game	Yards	Year
1.	Minus 69	Portland State, 1981
2.	Minus 15	Denver, 1952
3.	Minus 13	UNLV, 1981
4.	Minus 11	UTEP, 1973
5.	Minus 4	Washington State, 2012
6.	0	Washington State, 2018
7.	6	Arizona State, 2022
8.	9	New Mexico, 1990
9.	10	Idaho State, 1994
10.	11	BYU, 2011

Season	Yards	Year
1.	970	2020
2.	995	1981
3.	1071	1998
4.	1145	2019

5.	1163	1994
6.	1264	1964
7.	1289	2008
8.	1383	1966
9.	1384	2006
10.	1404	1978
	1404	2018

FEWEST RUSHING TOUCHDOWNS

Season	Touchdowns	Year
1.	5	1964
2.	7	1969
	7	2011
4.	8	1960
5.	9	1998
	9	2010
	9	2019
	9	2020
9.	10	1995
	10	1999
	10	2008

FEWEST PASS ATTEMPTS

Game	Attempts	Year
1.	0	Colorado, 1958
2.	2	Wyoming, 1976
3.	3	Colorado State, 1946
	3	Montana, 1954
	3	Air Force, 1988
	3	Air Force, 1991
	3	Rice, 1996
8.	4	Oregon State, 1968
9.	6	4 times

Season	Attempts	Year
1.	137	1963
2.	145	1958
3.	147	1957
	147	1960
5.	149	1953
6.	152	1961
7.	156	1962
8.	161	1956
	161	1959
10.	166	1954

FEWEST COMPLETIONS

Game	Completions	Year
1.	0	Colorado State, 1946
	0	Montana, 1954
	0	Colorado, 1958
	0	Wyoming, 1960
	0	Wyoming, 1961
	0	UTEP, 1964
	0	Oregon St, 1968
8.	1	7 times

Season	Completions	Year
1.	60	1957
2.	62	1963
3.	63	1954
	63	1960
5.	65	1961
6.	67	1953
7.	68	1959
8.	71	1958
9.	74	1952
10.	75	1956

WORST COMPLETION PERCENTAGE

Game	Percentage	Year
1.	0.056 (1-18)	BYU, 1963
2.	0.059 (1-17)	Hawaii, 1947
3.	0.125 (2-16)	Utah State, 1949
4.	0.158 (3-19)	Arizona, 1949
5.	0.167 (3-18)	BYU, 1948
6.	0.174 (4-23)	Arizona, 1948
7.	0.190 (4-21)	Hawaii, 1992
8.	0.200 (3-15)	UTEP, 1978
	0.200 (3-15)	Arizona, 2000
10.	0.222 (4-18)	Arizona State, 2019

Season	Percentage	Year
1.	.329	1940
2.	.380	1954
3.	.380	1964
4.	.408	1957
5.	.413	1952
6.	.418	1969
7.	.422	1959
8.	.428	1961
9.	.429	1960
10.	.450	1953

FEWEST PASSING YARDS

Game	Yards	Year
1.	0	Colorado State, 1946
	0	Hawaii, 1947
	0	Montana, 1954
	0	Colorado, 1958
	0	Wyoming, 1960
	0	Wyoming, 1961
	0	UTEP, 1964
	0	Oregon State, 1968
9.	2	Wyoming, 1970
10.	8	Hawaii, 1973

Season	Yards	Year
1.	655	1948
2.	732	1960
3.	775	1957
4.	876	1963
5.	910	1952
6.	913	1953
7.	954	1956
8.	1003	1954
9.	1011	1961
10.	1012	1958

FEWEST PASSING TOUCHDOWNS

Season	Touchdowns	Year
1.	6	1971
	6	2020
3.	7	1969
	7	1970
	7	1978
	7	1999
7.	9	2003
	9	2007
9.	10	1982
10.	11	2004

FEWEST TOTAL PLAYS

Game	Plays	Year
1.	24	UTEP, 1965
2.	30	BYU, 1947

3.	43	California, 2019
4.	44	Southern Utah, 2022
5.	45	San Jose State, 2010
6.	46	Wyoming, 1995
7.	47	UTEP, 1980
8.	48	San Diego State, 1983
	48	Utah State, 2008
	48	Idaho State, 2019

Season	Plays	Year
1.	347	2020
2.	610	1960
3.	613	1963
4.	614	1961
5.	623	1959
6.	640	1964
7.	643	1962
8.	669	1957
9.	677	1956
10.	710	1958

FEWEST TOTAL YARDS

Game	Yards	Year
1.	42	Utah State, 1950
2.	58	Idaho, 1953
3.	59	Weber State, 2018
4.	78	Denver, 1952
5.	83	California, 2019
6.	85	Southern Utah, 2022
7.	92	Arizona, 1970
8.	95	Utah State, 1949
9.	98	Utah State, 2006
10.	108	Idaho State, 1978

Season	Yards	Year
1.	2393	1953
2.	2515	1964
3.	2555	1952
4.	2557	1960
5.	2650	1961
6.	2728	1957
7.	2759	1959
8.	2770	1956
9.	2809	1963
10.	2908	1969

MOST TOTAL YARDS

Game	Yards	Year
1.	750	BYU, 1989
2.	715	Ohio State, 1986
3.	703	Oregon State, 1951
4.	691	New Mexico, 1989
5.	683	Air Force, 1988
	683	Ohio State, 2021
7.	675	Washington State, 1985
8.	672	BYU, 1977
	672	Nebraska, 1980
10.	659	San Diego State, 1989

Season	Yards	Year
1.	6411	1989
2.	5712	1987
3.	5555	1985
4.	5447	1986
5.	5160	1993
6.	5115	2014
7.	5003	1988
8.	4979	2016
9.	4937	1977
10.	4935	1972



Team Records



Defensive end Nate Orchard led the 2014 Utes with 21 tackles for loss. Utah's 103 tackles for loss that season totaled a school record 437 yards.

FEWEST POINTS PER GAME

Season		
1.	6.18	1964
2.	7.40	1947
3.	8.64	1946
4.	9.00	1960
5.	9.60	1948
6.	10.70	1969
7.	12.80	1952
8.	13.40	1961
9.	13.60	1957
10.	15.00	1953
	15.00	2019

MOST PUNTS

Game		
1.	14	New Mexico, 2004
2.	13	Utah State, 1949
3.	12	Utah State, 1989
	12	Weber State, 2013
	12	Weber State, 2018
6.	11	San Jose State, 1969
	11	UTEP, 1971
	11	Idaho State, 1978
	11	New Mexico, 1981
	11	Hawaii, 1982
	11	New Mexico, 1986
	11	Idaho State, 2014

Season		
1.	85	2009
2.	83	1940
	83	2014
	83	2018
5.	81	2007
6.	79	2013
7.	78	1971

78	2008	
9.	77	1969
	77	2019

LOWEST PUNT AVERAGE

Game (Min. 5 Punts)		
1.	24.40	BYU, 1986
2.	26.00	Denver, 1952
3.	26.60	Arizona, 2011
4.	27.38	Oregon State, 1970
5.	27.30	UNLV, 2004
6.	27.43	Wyoming, 1972
7.	27.44	San Jose State, 2010
8.	29.00	UTEP, 1978
9.	29.17	UTEP, 1984
10.	29.40	Houston, 1971

Season		
1.	30.88	1958
2.	34.13	1960
3.	34.31	1962
4.	35.49	1956
5.	35.64	1961
6.	36.18	1959
7.	36.30	1951
8.	36.34	1964
9.	36.40	1954
10.	36.87	1957

FEWEST FIRST DOWNS

Game		
1.	2	Utah State, 1950
2.	3	Idaho, 1953
	3	Weber State, 2018
4.	4	Southern Utah, 2022
5.	5	Denver, 1947
	5	Utah State, 1947
	5	Utah State, 1952
	5	Denver, 1952
	5	Idaho State, 1978
10.	6	(5 times - Last: California, 2019)

Season		
1.	91	2020
2.	121	1953
3.	135	1964
4.	136	1961
5.	139	1952
	139	1959
7.	143	1960
8.	152	1957
9.	154	1963
10.	155	1954

AVERAGE FIRST DOWNS

Season		
1.	12.10	1953
2.	12.27	1964
3.	13.60	1961
4.	13.90	1952
	13.90	1959
6.	14.09	1954
7.	14.30	1960
8.	14.86	2019
9.	15.00	1951
	15.00	1978

OPPONENT PENALTIES

Game		
1.	19	Colorado State, 1983
2.	18	Washington State, 1992
3.	16	Utah State, 1969
	16	Arizona, 1972
	16	Utah State, 1979
6.	15	Oregon, 1965
	15	Iowa State, 1976
	15	New Mexico, 1977
	15	San Diego State, 1993
10.	14	5 times (last USC, 2012)

Season		
1.	117	1977
2.	104	2021
3.	100	2011
4.	97	1980
5.	96	2022
6.	95	1987
7.	93	1983
8.	91	1973
	91	2008
10.	90	1979
	90	1985
	90	1988

OPPONENT PENALTY YARDS

Game		
1.	180	Colorado State, 1983
2.	176	Utah State, 1979
3.	172	Arizona, 1972
4.	169	Oregon, 1965
5.	156	Iowa State, 1976
6.	150	New Mexico, 1977
7.	147	Utah State, 1969
8.	139	UTEP, 1974
9.	136	Arizona, 1977
	136	Washington State, 1992

Season		
1.	1145	1977
2.	983	1980
3.	924	2021
4.	911	1979
5.	886	1973
6.	869	1972
7.	864	1983
8.	838	2022
9.	837	2011
10.	828	1974

OPPONENT FUMBLES

Game		
1.	10	Pacific, 1949
	10	Colorado State, 1971
	10	Wyoming, 1972
	10	Arizona State, 1972
5.	9	Washington State, 1972
	9	Wyoming, 1983
7.	8	Arizona State, 1973
	8	Arizona State, 1974
	8	Oregon State, 1991
	8	Air Force, 1994

Season		
1.	59	1972
2.	50	1973
3.	44	1975

4.	43	1949
	43	1956
	43	1971
	43	1974
	43	1985
9.	41	1977
10.	38	1970
	38	1978

OPPONENT FUMBLES LOST

Game		
1.	9	Arizona State, 1972
2.	7	UTEP, 1976
3.	6	Pacific, 1949
	6	Colorado State, 1971
	6	New Mexico, 1972
	6	Arizona State, 1973
	6	Washington State, 1985
	6	BYU, 2011
9.	5	12 times

Season		
1.	30	1972
2.	29	1949
	29	1985
4.	27	1973
5.	26	1977
6.	25	1971
	25	1974
	25	1975
9.	24	1978
10.	22	1966
	22	1967
	22	1970

UNASSISTED TACKLES

Game		
1.	80	Wyoming, 1970
2.	78	Oregon, 1971
	78	Hawaii, 1987
4.	77	Fresno State, 1989
	77	Hawaii, 1991
6.	74	Arizona State, 1991
7.	71	Washington State, 1972
8.	69	Washington State, 1968
9.	68	Tennessee, 1975
10.	67	2 times

Season		
1.	801	1989
2.	794	1987
3.	698	1991
4.	651	1988
5.	607	1985
6.	583	2014
7.	551	1990
8.	538	1984
	538	2018
10.	533	2016

INFORMATION

HERE'S UTAH

2023 OUTLOOK

PLAYER BIOS

COACHES & STAFF

SERIES HISTORY


2022 IN REVIEW

BOWL HISTORY

RECORD BOOK



Team Records



All-American Chase Hansen had 22 tackles for loss to lead the 2018 team, which set the school record in that category.

ASSISTED TACKLES

Game	Player	Year
1.	144	Utah State, 1968
2.	128	Arizona State, 1971
3.	121	Oregon State, 1968
4.	109	Arizona, 1972
5.	108	New Mexico, 1972
6.	106	Utah State, 1969
7.	104	Wyoming, 1969
8.	102	New Mexico, 1970
9.	98	Utah State, 1975
10.	95	Washington State, 1985

Season	Player	Year
1.	888	1979
2.	806	1978
3.	797	1982
4.	795	1977
5.	757	1981
6.	693	1975
7.	665	1980
8.	602	1986
9.	598	1976
10.	527	1992

TACKLES FOR LOSS

Game	Player	Year
1.	22	Arizona State, 2016
2.	18	Oregon State, 1991
3.	16	Colorado, 2018
4.	15	Stanford, 2021
5.	14	Utah State, 1982
	14	New Mexico, 1997
	14	Boise State, 1999
	14	New Mexico, 2010
	14	USC, 2015
10.	13	(8 times - Last: Washington State, 2021)

Season	Player	Year
1.	109	2018
2.	103	2014
3.	101	2016
4.	98	2021
5.	94	2015
6.	93	2009
7.	92	1989
	92	2007
9.	90	2022
10.	87	1999

TACKLES FOR LOSS YARDS

Season	Player	Year
1.	437	2014
2.	436	2018
3.	418	2007
4.	410	2022
5.	409	2021
6.	397	1999
7.	391	2022
8.	389	2016
9.	375	2015
10.	369	2011
	369	2019

SACKS

Game	Player	Year
1.	13	Portland State, 1981
2.	11	Arizona State, 2016
3.	10	UTEP, 1983
	10	UCLA, 2014
	10	San Jose State, 2016
6.	9	Oregon State, 1991
	9	Pittsburgh, 2004
8.	8	Oregon, 1991
	8	TCU, 1996
	8	Alabama, 2008
	8	Washington State, 2021

Season	Player	Year
1.	77	1981
2.	59	1991
3.	55	2014
4.	51	1979
5.	47	1999
6.	43	1978
	43	1983
	43	2016
9.	42	1985
	42	2021

SACK YARDAGE

Game	Player	Year
1.	80	Arizona State, 2016
2.	73	Pittsburgh, 2004
3.	69	Portland State, 1981
	69	USC, 2022 (Pac-12 Champ.)
5.	63	New Mexico, 1990
6.	61	TCU, 1996
7.	59	UCLA, 2014
	59	Washington State, 2021
8.	58	UTEP, 1983
	58	Colorado State, 2007
	58	UCLA, 2019

Season	Player	Year
1.	392	1991
2.	325	2014
3.	304	2022
4.	291	1999
5.	279	2021
6.	272	2007
7.	259	2018
8.	254	2015
	254	2016
10.	242	2013

INTERCEPTIONS

Game	Player	Year
1.	7	BYU, 1948
	7	UTEP, 1970
3.	6	BYU, 1968
4.	5	10 times (Last: California, 2015)

Season	Player	Year
1.	28	1947
2.	27	1964
3.	22	1970
	22	1979
	22	2015
6.	21	1972
7.	20	1959
	20	1987
9.	19	1966
	19	1994
	19	2008
	19	2011

INTERCEPTION RETURN YARDS

Game	Player	Year
1.	179	Colorado State, 1994
2.	167	Idaho State, 1978
3.	138	BYU, 1949
4.	129	Arizona, 1972
5.	127	BYU, 2008
	127	Oregon State, 2022
7.	115	Utah State, 1992
8.	114	Arizona State, 1966
9.	112	UTEP, 1970
10.	110	Stanford, 2018

Season	Player	Year
1.	485	1994
2.	385	1956
3.	367	1978
4.	362	1985
5.	357	1964
6.	342	1969
7.	338	2015
8.	335	2008
9.	329	1970
10.	320	1995

PASS BREAK UPS

Game	Player	Year
1.	15	San Jose State, 1998
2.	12	Washington State, 2019
3.	11	BYU, 2015
4.	10	(10 times - Last: USC, 2021)

Season	Player	Year
1.	88	2015
2.	80	1998
3.	66	1999
4.	61	1979
5.	60	1994
	60	2018
7.	59	2021
8.	57	1981
9.	56	2008
	56	2011

INFORMATION

HERES UTAH

2023 OUTLOOK

PLAYER BIOS

COACHES & STAFF

SERIES HISTORY

2022 IN REVIEW

BOWL HISTORY

RECORD BOOK



Rice-Eccles Stadium Records - Individuals

(SINCE 1998)

RUSHING

Attempts

40 Brandon Warfield Utah vs. BYU, 2002

Yards

229 Marty Johnson Utah vs. Indiana, 2002

Average Yards Per Rush (Min. 8 Attempts)

14.38 Darnell Arceneaux Utah vs. UTEP, 1998

Touchdowns

4 Marty Johnson Utah vs. Air Force, 2003

4 Tavion Thomas Utah vs. UCLA, 2021

PASSING

Attempts

69 Luke Falk Washington State vs. Utah, 2017

Completions

40 Luke Falk Washington State vs. Utah, 2017

Yards

443 Sean Mannion Oregon State vs. Utah, 2013

Interceptions

6 Travis Wilson Utah vs. UCLA, 2013

Touchdowns

5 Sean Mannion Oregon State vs. Utah, 2013

5 Travis Wilson Utah vs. Fresno State, 2014

Efficiency (Min. 12 Attempts)

270.78 Tyler Huntley Utah vs. UCLA, 2019

Comp. Pct. (Min. 15 Attempts)

85.71 Brian Johnson Utah vs. Utah State, 2005

TOTAL OFFENSE

Plays

72 Luke Falk Washington State vs. Utah, 2017

Yards

483 Brian Johnson Utah vs. San Diego State, 2005

Yards Per Play (Min. 37 Plays)

10.36 Alex Smith Utah vs. Texas A&M, 2004

Touchdowns

5 12 times (Last: Cameron Rising and Caleb Williams, Utah vs. USC, 2022)



Marty Johnson set the Rice-Eccles Stadium rushing record with 229 yards against Indiana in 2002.

RECEIVING

Catches

16 Dalton Kincaid Utah vs. USC, 2022

Yards

234 Dalton Kincaid Utah vs. USC, 2022

Average Yards Per Reception (Min. 3 Catches)

45.67 Keonta Golson UTEP vs. Utah, 1998

Touchdowns

3 5 times (most recent: Darren Carrington, Utah vs. San Jose State, 2017)

PUNTING

Punts

12 Tony Epperson Weber State vs. Utah, 2013

12 Doug Lloyd Weber State vs. Utah, 2018

Yards

523 Tony Epperson Weber State vs. Utah, 2013

Punting Average

55.50 Mitch Wishnowsky Utah vs. Southern Utah, 2016

Punts Over 50 Yards

5 Mitch Wishnowsky Utah vs. Southern Utah, 2016

5 Mitch Wishnowsky Utah vs. Washington, 2016

Punts Inside 20

7 Louie Sakoda Utah vs. TCU, 2006

KICKING

FG Made

6 Matt Gay Utah vs. Oregon, 2018

FG Attempted

6 Matt Gay Utah vs. Oregon, 2018

FG Pct. (Min. 3 Attempts)

1,000 (6-for-6) Matt Gay Utah vs. Oregon, 2018

Extra Points Made

10 Andy Phillips Utah vs. Weber State, 2013

10 Jordan Noyes Utah vs. Southern Utah, 2022

Extra Points Attempted

10 Andy Phillips Utah vs. Weber State, 2013

10 Jordan Noyes Utah vs. Southern Utah, 2022

Extra Point Pct. (Min. 5 Attempts)

1,000 (10-for-10) Andy Phillips Utah vs. Weber State, 2013

1,000 (10-for-10) Jordan Noyes Utah vs. SUU, 2022

Kicking Points

20 Matt Gay Utah vs. Oregon, 2018

KICKOFF RETURNS

Returns

8 Jovon Bouknight Wyoming vs. Utah, 2005

Yards

222 Reggie Dunn Utah vs. California, 2012

Average Yards Per Return (Min. 3 Returns)

74.00 Reggie Dunn Utah vs. California, 2012

Touchdowns

2 Reggie Dunn Utah vs. California, 2012

PUNT RETURNS

Returns

6 4 times (Last: Derrek Richards, Utah vs. Wyoming, 2007)

Yards

163 Steve Smith Utah vs. New Mexico, 1999

Average Yards Per Return

45.0 Britain Covey Utah vs. Oregon, 2021

40.75 Steve Smith Utah vs. New Mexico, 1999

Punt Return Touchdowns

2 Steve Smith Utah vs. New Mexico, 1999

TURNOVERS

Fumbles

4 Chuckie Keeton Utah State vs. Utah, 2015

Fumbles Lost

2 7 times (Last: Jacob Cowing and Jayden de Laura, Arizona vs. Utah, 2022)

Total Turnovers

6 Max Hall BYU vs. Utah, 2008

6 Travis Wilson Utah vs. UCLA, 2013

ALL-PURPOSE

Plays

42 Brandon Warfield Utah vs. BYU, 2002

Yards

331 Kaelin Clay Utah vs. Oregon, 2014

Total Touchdowns

4 Marty Johnson Utah vs. Air Force, 2004

4 Tavion Thomas Utah vs. UCLA, 2021

DEFENSE

Unassisted Tackles

12 John Houston USC vs. Utah, 2018

Assisted Tackles

14 Chaz Walker Utah vs. TCU, 2010

Total Tackles

22 Brian Urlacher New Mexico vs. Utah, 1999

22 Russell Allen San Diego State vs. Utah, 2007

22 Evan Weaver California vs. Utah, 2019

Tackles For Loss

6 Michael Duran San Diego State vs. Utah, 1999

Tackles For Loss Yardage

35 Hercules Mata'afa Washington State vs. Utah, 2017

Sacks

4 Viliseni Fauonuku Utah vs. Colorado, 2015

Sack Yardage

31 Viliseni Fauonuku Utah vs. Colorado, 2015

Interceptions

3 Clark Phillips III Utah vs. Oregon State, 2022

Interception Return Yards

70 R.J. Hubert Utah vs. Oregon State, 2022

Interception Return TDs

1 25 times (Last: Clark Phillips III, Utah vs. Oregon State, 2022)

Pass Break Ups

5 Jace Whittaker Arizona vs. Utah, 2016

Fumbles Forced

2 7 times (Last: Aashari Crosswell, Arizona State vs. Utah, 2019)



Rice-Eccles Stadium Records - Teams

RUSHING

Most Attempts

75 Air Force vs. Utah, 2009

Most Yards

407 New Mexico vs. Utah, 2003

Highest Average Yards Per Rush

7.75 Utah vs. Stanford, 2022

Touchdowns

6 Utah vs. Weber State, 2013

Fewest Attempts

13 Washington State vs. Utah, 2012

Fewest Yards

-4 Washington State vs. Utah, 2012

Lowest Average Yards Per Rush

-0.09 BYU vs. Utah, 2002

PASSING

Most Completions

40 Washington State vs. Utah, 2017

Most Attempts

69 Washington State vs. Utah, 2017

Most Yards

443 Oregon State vs. Utah, 2013

Interceptions

6 Utah vs. UCLA, 2013

Touchdowns

6 Utah vs. Fresno State, 2014

Highest Efficiency (Min. 15 Attempts)

256.53 Utah vs. UCLA, 2019

Highest Completion Percentage (Min. 15 Attempts)

84.62 Utah vs. Washington State, 2012

Fewest Completions

3 Arizona vs. Utah, 2000

Fewest Attempts

10 Air Force vs. Utah, 2009

Fewest Yards

11 Arizona vs. Utah, 2000

Lowest Efficiency (Min. 15 Attempts)

15.87 Utah vs. Boise State, 2006

Lowest Completion Percentage (Min. 15 Attempts)

20.0 Arizona vs. Utah, 2000

TOTAL OFFENSE

Most Plays

91 Utah vs. San Diego State, 2005

Most Yards

669 Utah vs. North Carolina, 2004

Most Yards Per Play

9.40 Utah vs. UCLA, 2019

Most Touchdowns

10 Utah vs. Weber State, 2013

10 Utah vs. Southern Utah, 2022

Fewest Plays

43 California vs. Utah, 2019

Fewest Yards

59 Weber State vs. Utah, 2018

Fewest Yards Per Play

1.11 Weber State vs. Utah, 2018

FIRST DOWNS

Most

35 Utah vs. North Carolina, 2004

Fewest

3 Weber State vs. Utah, 2018

THIRD DOWNS

Most Converted

13 Utah vs. Louisiana-Monroe, 1999

13 Air Force vs. Utah, 2004

Best Conversion Percentage (Min. 10 Attempts)

78.5 Utah vs. Oregon, 2021

FOURTH DOWNS

Most Converted

4 Utah vs. USC, 2016

4 Utah vs. Stanford, 2022

SCORING

Most Points

73 Utah vs. Southern Utah, 2022

Fewest Points

0 7 times (all opponents) Last: California vs. Utah, 2019 (35-0)

Widest Margin

66 Utah vs. Southern Utah, 2022

TIME OF POSSESSION

Most Time

39:06 TCU vs. Utah, 2010

PENALTIES

Most Penalties

14 USC vs. Utah, 2012

Most Yards

158 Utah vs. South Florida, 2001

Fewest Penalties

1 7 times (Last: Utah vs. Arizona, 2022)

Fewest Yards

5 4 times (Last: Idaho State vs. Utah, 2019)

PUNTING

Most Punts

12 Weber State vs. Utah, 2013

12 Weber State vs. Utah, 2018

Most Yards

523 Weber State vs. Utah, 2013

Highest Punting Average

55.50 Utah vs. Southern Utah, 2016

Fewest Punts

0 Utah vs. New Mexico, 1999

KICKING

Field Goals Made

6 Utah vs. Oregon, 2018

Field Goals Attempted

6 Utah vs. Oregon, 2018

KICKOFF RETURNS

Returns

9 3 times (Last: Utah vs. Oregon, 2014)

Yards

282 Utah vs. New Mexico, 2003

Kick Return Touchdowns

2 Utah vs. California, 2012

PUNT RETURNS

Returns

7 Utah vs. San Diego State, 2022

Yards

163 Utah vs. New Mexico, 1999

Touchdowns

2 Utah vs. New Mexico, 1999

FUMBLES

Fumbles

7 Utah vs. Air Force, 2002

7 Utah vs. Colorado, 2015

7 San Jose State vs. Utah, 2017

7 Utah vs. Washington State, 2021

7 Arizona vs. Utah, 2022

Fumbles Lost

4 Utah vs. Air Force, 2002

4 New Mexico vs. Utah, 2007

4 Arizona vs. Utah, 2022

DEFENSE

Tackles For Loss

15 Arizona vs. Utah, 2000

Tackle For Loss Yardage

74 Arizona vs. Utah, 2000

Sacks

9 New Mexico vs. Utah, 2005

Sack Yardage

63 Arizona vs. Utah, 2000

Interceptions

6 UCLA vs. Utah, 2013

Interception Return Yards

127 Utah vs. Oregon State, 2022

Pass Break Ups

13 Utah vs. Indiana, 2002

THE LONGEST YARD

Rush

92 Steve Savoy, Utah vs. BYU, 2004

Pass

93 Andy Dalton to Josh Boyce, TCU vs. Utah, 2010

Interception Return

70 R.J. Hubert, Utah vs. Oregon State, 2022

Fumble Return

100 Joe Walker, Oregon vs. Utah, 2014

Field Goal

56 Matt Gay, Utah vs. San Jose State, 2017

56 Matt Gay, Utah vs. Washington State, 2017

56 Cole Becker, Colorado vs. Utah, 2021

Punt

90 Donny Heaton, Air Force vs. Utah, 2004

Kickoff Return

100 11 times (Last: Nikko Reed Colorado vs. Utah, 2021)

Punt Return

78 Britain Covey, Utah vs. Oregon, 2021

Blocked FG Return

58 Jay Hill, Utah vs. Wyoming, 1999



Bowl Records - Individuals

INFORMATION

HERE'S UTAH

2023 OUTLOOK

PLAYER BIOS

COACHES & STAFF

SERIES HISTORY

2022 IN REVIEW

BOWL HISTORY

RECORD BOOK



Paris Warren had 15 catches for 198 yards and a pair of touchdowns in the 2004 Fiesta Bowl.

RUSHING

MOST CARRIES

1.	34	Mike Anderson	vs. Fresno State, 1999
2.	27	Brandon Warfield	vs. Southern Mississippi, 2003
3.	26	John White	vs. Georgia Tech, 2011
	26	Devontae Booker	vs. Colorado State, 2014
	26	Joe Williams	vs. Indiana, 2016

NET YARDS

1.	254	Mike Anderson	vs. Fresno State, 1999
2.	222	Joe Williams	vs. Indiana, 2016
3.	162	Devontae Booker	vs. Colorado State, 2014
4.	154	Ron Coleman	vs. West Virginia, 1964
5.	150	Zack Moss	vs. West Virginia, 2017

RUSHING TOUCHDOWNS

1.	3	Travis Wilson	vs. Colorado State, 2014
2.	2	Mike Anderson	vs. Fresno State, 1999
	2	Darrell Mack	vs. Navy, 2007
	2	Joe Williams	vs. BYU, 2015
	2	Tyler Huntley	vs. West Virginia, 2017

AVERAGE YARDS PER RUSH

1.	11.40	Omar Bacon	vs. Fresno State, 1999
----	-------	------------	------------------------

PASSING

MOST ATTEMPTS

1.	49	Mike Fouts	vs. Wisconsin, 1996
----	----	------------	---------------------

COMPLETIONS

1.	30	Brett Ratliff	vs. Georgia Tech, 2005
2.	27	Alex Smith	vs. Pittsburgh, 2004
	27	Brian Johnson	vs. Alabama, 2008
	27	Jason Shelley	vs. Northwestern, 2018

PASSING YARDS

1.	381	Brett Ratliff	vs. Georgia Tech, 2005
2.	338	Jordan Wynn	vs. California, 2009
3.	336	Brian Johnson	vs. Alabama, 2008
4.	328	Alex Smith	vs. Pittsburgh, 2004
5.	327	Mike Fouts	vs. Wisconsin, 1996

INTERCEPTIONS

1.	4	Mike Fouts	vs. Wisconsin, 1996
----	---	------------	---------------------

TOUCHDOWN PASSES

1.	4	Alex Smith	vs. Pittsburgh, 2004
	4	Brett Ratliff	vs. Georgia Tech, 2005
3.	3	Brian Johnson	vs. Alabama, 2008
	3	Jordan Wynn	vs. California, 2009
	3	John Hays	vs. Georgia Tech, 2011
6.	2	Frank Dolce	vs. Washington State, 1992
	2	Jason Shelley	vs. Northwestern, 2018
	2	Cameron Rising	vs. Ohio State, 2021

YARDS PER PASS COMPLETION

(Min. 15 Attempts)			
1.	16.18	Troy Williams	vs. Indiana, 2016
2.	15.50	Alex Smith	vs. Southern Mississippi, 2003
3.	15.00	Frank Dolce	vs. Washington State, 1992

COMPLETION PERCENTAGE

(Min. 15 Attempts)			
1.	.800 (20-for-25)	Brian Johnson	vs. Navy, 2007
2.	.784 (29-for-37)	Alex Smith	vs. Pittsburgh, 2004
3.	.772 (17-for-22)	Cameron Rising	vs. Ohio State, 2021
4.	.732 (30-for-41)	Brett Ratliff	vs. Georgia Tech, 2005

TOTAL OFFENSE

TOTAL YARDS

1.	405	Alex Smith	vs. Pittsburgh, 2004
2.	370	Brett Ratliff	vs. Georgia Tech, 2005
3.	341	Jason Shelley	vs. Northwestern, 2018
4.	328	Mike Fouts	vs. Wisconsin, 1996

TOTAL PLAYS

1.	57	Jason Shelley	vs. Northwestern, 2018
2.	52	Mike Fouts	vs. Wisconsin, 1996
	52	Alex Smith	vs. Pittsburgh, 2004

TOUCHDOWNS

1.	4	Alex Smith	vs. Pittsburgh, 2004
	4	Brett Ratliff	vs. Georgia Tech, 2005
	4	Travis Wilson	vs. Colorado State, 2014
4.	3	Brian Johnson	vs. Alabama, 2008
	3	Jon Hays	vs. Georgia Tech, 2011
	3	Cameron Rising	vs. Ohio State, 2021

YARDS PER PLAY

(Min. 37 Plays)			
1.	9.52	Brian Johnson	vs. Navy, 2007
2.	8.41	Brett Ratliff	vs. Georgia Tech, 2005
3.	7.76	Jordan Wynn	vs. California, 2009

RECEIVING

MOST RECEPTIONS

1.	16	Travis LaFendresse	vs. Georgia Tech, 2005
2.	15	Paris Warren	vs. Pittsburgh, 2004
3.	12	Freddie Brown	vs. Alabama, 2008
4.	9	Jaylen Dixon	vs. Northwestern, 2018
5.	8	Brian Hernandez	vs. Georgia Tech, 2005
	8	Brian Hernandez	vs. Tulsa, 2006

MOST YARDS

1.	214	Travis LaFendresse	vs. Georgia Tech, 2005
2.	198	Paris Warren	vs. Pittsburgh, 2004
3.	140	Henry Lusk	vs. USC, 1993
4.	127	Sean Williams	vs. Washington State, 1992
5.	125	Freddie Brown	vs. Alabama, 2008

RECEIVING TOUCHDOWNS

1.	4	Travis LaFendresse	vs. Georgia Tech, 2005
2.	2	Paris Warren	vs. Pittsburgh, 2004
	2	Kendrick Moeai	vs. California, 2009

AVERAGE PER CATCH

(Min. 3 Receptions)			
1.	23.33	Henry Lusk	vs. USC, 1993

PUNTING

MOST PUNTS

1.	10	Jason Jones	vs. Arizona, 1994
2.	9	Matt Kovacevich	vs. Southern Mississippi, 2003

PUNT YARDS

1.	410	Jason Jones	vs. Arizona, 1994
----	-----	-------------	-------------------



Brett Ratliff had a record 381 passing yards against Georgia Tech in the 2005 Emerald Bowl.



Bowl Records - Individuals

PUNT AVERAGE

(Min. 5 Punts)

1.	49.50	Sean Sellwood	vs. Georgia Tech, 2011
2.	47.14	Ben Lennon	vs. Texas, 2019
3.	46.20	Mitch Wishnowsky	vs. Northwestern, 2018
4.	45.17	Louie Sakoda	vs. Alabama, 2008
5.	43.00	Steve Young	vs. Washington State, 1992

KICKING

FIELD GOALS MADE

1.	4	Louie Sakoda	vs. Tulsa, 2006
	4	Andy Phillips	vs. Indiana, 2016
3.	3	Joe Phillips	vs. California, 2009
	3	Matt Gay	vs. West Virginia, 2017
5.	2	Roy Jefferson	vs. West Virginia, 1964
	2	Matt Gay	vs. Northwestern, 2018

FIELD GOALS ATTEMPTED

1.	4	Louie Sakoda	vs. Tulsa, 2006
	4	Andy Phillips	vs. Indiana, 2016
3.	3	Cletus Truhe	vs. Fresno State, 1999
	3	Joe Phillips	vs. California, 2009
	3	Joe Phillips	vs. Boise State, 2010
	3	Matt Gay	vs. West Virginia, 2017

KICKING POINTS

1.	14	Andy Phillips	vs. Indiana, 2016
2.	13	Louie Sakoda	vs. Tulsa, 2006
	13	Joe Phillips	vs. California, 2009

RETURNS

KICKOFF RETURNS

1.	7	Britain Covey	vs. Ohio State, 2021
----	---	---------------	----------------------

KICKOFF RETURN YARDS

1.	208	Britain Covey	vs. Ohio State, 2021
----	-----	---------------	----------------------

KICKOFF RETURN TOUCHDOWNS

1.	1	Britain Covey	vs. Ohio State, 2021
----	---	---------------	----------------------

PUNT RETURNS

1.	7	Paris Warren	vs. Southern Mississippi, 2003
2.	5	Boobie Hoobs	vs. Indiana, 2016
3.	4	Marquis Wilson	vs. Tulsa, 2006

PUNT RETURN YARDS

1.	50	Marquis Wilson	vs. Tulsa, 2006
----	----	----------------	-----------------

PUNT RETURN TOUCHDOWNS

None

ALL-PURPOSE YARDS

PLAYS

1.	35	Mike Anderson	vs. Fresno St., 1999
----	----	---------------	----------------------

YARDS

1.	278	Joe Williams	vs. Indiana, 2016
2.	269	Mike Anderson	vs. Fresno St., 1999

SCORING

MOST POINTS

1.	26	Travis LaFendresse	vs. Georgia Tech, 2005
2.	18	Travis Wilson	vs. Colorado State, 2014
3.	14	Andy Phillips	vs. Indiana, 2016
4.	13	Louie Sakoda	vs. Tulsa, 2006
	13	Joe Phillips	vs. California, 2009

MOST TOUCHDOWNS

1.	4	Travis LaFendresse	vs. Georgia Tech, 2005
2.	3	Travis Wilson	vs. Colorado State, 2014
3.	2	Ray Peterson	vs. New Mexico, 1938
	2	Mike Anderson	vs. Fresno State, 1999
	2	Paris Warren	vs. Pittsburgh, 2004
	2	Darrell Mack	vs. Navy, 2007
	2	Kendrick Moeai	vs. California, 2009
	2	Joe Williams	vs. BYU, 2015
	2	Tyler Huntley	vs. West Virginia, 2017
	2	Britain Covey	vs. Ohio State, 2021

DEFENSE

INTERCEPTIONS

1.	2	Robert Johnson	vs. Alabama, 2008
	2	Tevin Carter	vs. BYU, 2015
	2	Julian Blackmon	vs. West Virginia, 2017

INTERCEPTION YARDS

1.	61	Tevin Carter	vs. BYU, 2015
2.	46	Dominique Hatfield	vs. BYU, 2015
3.	45	Steve Tate	vs. Georgia Tech, 2005

INTERCEPTION TOUCHDOWNS

1.	1	Ray Peterson	vs. New Mexico, 1938
	1	Stevenson Sylvester	vs. California, 2009
	1	Tevin Carter	vs. BYU, 2015
	1	Dominique Hatfield	vs. BYU, 2015

SACKS

1.	3	Adam Swaney	vs. USC, 1993
	3	Tommy Hackenbruck	vs. Pittsburgh, 2004
	3	Stevenson Sylvester	vs. Alabama, 2008

SACK YARDAGE

1.	29	Tommy Hackenbruck	vs. Pittsburgh, 2004
2.	20	Sheldon Deckart	vs. USC, 2001
3.	16	Adam Swaney	vs. USC, 1993
	16	Dave Revill	vs. Southern Mississippi, 2003
	16	Stevenson Sylvester	vs. Alabama, 2008

TACKLES FOR LOSS

1.	5	Luther Elliss	vs. So. California, 1993
----	---	---------------	--------------------------

TACKLES FOR LOSS YARDAGE

1.	29	Tommy Hackenbruck	vs. Pittsburgh, 2004
2.	24	Adam Swaney	vs. USC, 1993
3.	20	Sheldon Deckart	vs. USC, 2001

PASS BREAK UPS

1.	4	Kareem Leary	vs. Arizona, 1994
	4	Josh Savage	vs. Southern Mississippi, 2003
	4	Reginald Porter	vs. BYU, 2015

SOLO TACKLES

1.	10	Mark Rexford	vs. Arizona, 1994
	10	Kavika Luafatasaga	vs. Indiana, 2016
3.	9	Sunia Tauteoli	vs. Indiana, 2016
	9	Micah Bernard	vs. Ohio State, 2021
5.	8	Steve Tate	vs. Tulsa, 2006
	8	Joe Dale	vs. Navy, 2007
	8	Lamar Chapman	vs. Boise State, 2010
	8	Sione Vaki	vs. Penn State, 2022

ASSISTED TACKLES

1.	9	Derrick Shelby	vs. Georgia Tech, 2011
2.	8	Chaz Walker	vs. Georgia Tech, 2011
	8	Tevita Finau	vs. Georgia Tech, 2011

TOTAL TACKLES

1.	15	Chaz Walker	vs. Georgia Tech, 2011
2.	12	Joe Dale	vs. Navy, 2007
	12	Kavika Luafatasaga	vs. Indiana, 2016
4.	11	Mark Rexford	vs. Arizona, 1994
	11	Eric Weddle	vs. Pittsburgh, 2004
	11	Matt Martinez	vs. Georgia Tech, 2011

OPPONENT BESTS

RUSHING

Ron Dayne (Wisconsin) 30-246-3

PASSING

C.J. Stroud (Ohio State) 37-46-1-573-6

RECEIVING

Jaxon Smith-Njigba (Ohio State) 15-347-3

INTERCEPTION RETURNS

Cyrill Weems (Wisconsin) 1-82-1

BLOCKED FIELD GOAL RETURNS

Payton Williams (Fresno State) 1-75-1

KICKOFF RETURNS

Joey Bullen (Navy) 5-322-0

INFORMATION

HERE'S UTAH

2023 OUTLOOK

PLAYER BIOS

COACHES & STAFF

SERIES HISTORY

2022 IN REVIEW

BOWL HISTORY

RECORD BOOK



Bowl Records - Team

INFORMATION
HERES UTAH
2023 OUTLOOK
PLAYER BIOS
COACHES & STAFF
SERIES HISTORY
2022 IN REVIEW
BOWL HISTORY
RECORD BOOK

RUSHING

MOST CARRIES

1.	54	vs. Fresno State, 1999
	54	vs. USC, 2001

NET YARDS

1.	366	vs. New Mexico, 1938
----	-----	----------------------

RUSHING TOUCHDOWNS

1.	5	vs. Colorado State, 2014
2.	4	vs. Navy, 2007
3.	3	vs. New Mexico, 1938
	3	vs. BYU, 2015
	3	vs. West Virginia, 2017

PASSING

MOST ATTEMPTS

1.	49	vs. Wisconsin, 1996
----	----	---------------------

COMPLETIONS

1.	30	vs. Georgia Tech, 2005
2.	29	vs. Pittsburgh, 2004

PASSING YARDS

1.	381	vs. Georgia Tech, 2005
2.	338	vs. California, 2009
3.	336	vs. Alabama, 2008
4.	328	vs. Pittsburgh, 2004

INTERCEPTIONS

1.	4	vs. Wisconsin, 1996
----	---	---------------------

TOUCHDOWN PASSES

1.	4	vs. Pittsburgh, 2004
	4	vs. Georgia Tech, 2005

TOTAL OFFENSE

NET YARDS

1.	550	vs. Georgia Tech, 2005
2.	548	vs. Fresno State, 1999
	548	vs. Colorado State, 2014

TOTAL PLAYS

1.	83	vs. Penn State, 2022
2.	80	vs. Wisconsin, 1996
	80	vs. West Virginia, 2017
4.	77	vs. Georgia Tech, 2005
	77	vs. Colorado State, 2014
	77	vs. Northwestern, 2018

KICKING

FIELD GOALS MADE

1.	4	vs. Tulsa, 2006
	4	vs. Indiana, 2016
3.	3	vs. California, 2009
	3	vs. West Virginia, 2017

FIELD GOALS ATTEMPTED

1.	4	vs. Tulsa, 2006
	4	vs. Indiana, 2016
2.	3	vs. Fresno State, 1999
	3	vs. California, 2009
	3	vs. Boise State, 2010
	3	vs. West Virginia, 2017

PUNTING

PUNTS

1.	10	vs. Arizona, 1994
2.	9	vs. Southern Mississippi, 2003

PUNT YARDS

1.	410	vs. Arizona, 1994
----	-----	-------------------

RETURNS (KICK/PUNT)

KICKOFF RETURNS

1.	8	vs. Ohio State, 2021
2.	6	(4 times, last vs. Northwestern, 2018)

KICKOFF RETURN YARDS

1.	222	vs. Ohio State, 2021
----	-----	----------------------

PUNT RETURNS

1.	7	vs. Southern Mississippi, 2003
2.	5	vs. Tulsa, 2006
	5	vs. Indiana, 2016
4.	4	vs. USC, 2001
	4	vs. West Virginia, 2017

PUNT RETURN YARDS

1.	54	vs. Tulsa, 2006
2.	46	vs. West Virginia, 2017
3.	41	vs. Georgia Tech, 2011
4.	35	vs. Indiana, 2016
5.	31	vs. Southern Mississippi, 2003

ALL-PURPOSE YARDS

PLAYS

1.	89	vs. Washington State, 1992
2.	84	vs. Penn State, 2022
3.	82	vs. Colorado State, 2014
4.	81	vs. California, 2009

YARDS

1.	685	vs. Ohio State, 2021
2.	671	vs. Georgia Tech, 2005
3.	598	vs. Fresno State, 1999

FIRST DOWNS

TOTAL FIRST DOWNS

1.	31	vs. Georgia Tech, 2005
2.	29	vs. Colorado State, 2014
3.	26	vs. Wisconsin, 1996
	26	vs. Navy, 2007

RUSHING

1.	15	vs. Colorado State, 2014
2.	14	vs. Fresno State, 1999
3.	12	vs. USC, 2001
	12	vs. Indiana, 2016
	12	vs. Penn State, 2022

PASSING

1.	21	vs. Georgia Tech, 2005
2.	18	vs. Wisconsin, 1996

PENALTY

1.	4	vs. Ohio State, 2021
2.	3	(twice, last vs. BYU, 2015)

PENALTIES

PENALTIES

1.	15	vs. Fresno State, 1999
----	----	------------------------

PENALTY YARDS

1.	151	vs. Fresno State, 1999
----	-----	------------------------

FUMBLES

FUMBLES

1.	6	vs. Southern Mississippi, 2003
2.	4	vs. Indiana, 2016
	4	vs. Northwestern, 2018
4.	3	vs. West Virginia, 1964
	3	vs. Washington State, 1992
	3	vs. Alabama, 2008
	3	vs. Boise State, 2010

FUMBLES LOST

1.	4	vs. Northwestern, 2018
2.	3	vs. West Virginia, 1964
	3	vs. Boise State, 2010
	3	vs. Indiana, 2016

FUMBLES BOTH TEAMS

1.	10	vs. Southern Mississippi, 2003
2.	7	vs. Washington State, 1992
	7	vs. Boise State, 2010

FUMBLES LOST BOTH TEAMS

1.	6	vs. Southern Mississippi, 2003
	6	vs. Boise State, 2010
3.	5	vs. Indiana, 2016
4.	4	vs. West Virginia, 1964
	4	vs. Northwestern, 2018

DEFENSE

INTERCEPTIONS

1.	4	vs. New Mexico, 1938
	4	vs. West Virginia, 1964

INTERCEPTION RETURN YARDAGE

1.	107	vs. BYU, 2015
2.	55	vs. Georgia Tech, 2005
3.	27	vs. California, 2009
4.	26	vs. Arizona, 1994

FEWEST RUSHING PLAYS

1.	19	Colorado State, 2014
2.	20	Ohio State, 2021
3.	21	West Virginia, 2017
4.	25	BYU, 2015
5.	28	California, 2009

FEWEST RUSHING YARDS

1.	12	Colorado State, 2014
2.	17	Pittsburgh, 2004
3.	29	West Virginia, 2017
4.	33	Alabama, 2008
5.	45	Arizona, 1994

FEWEST PASS ATTEMPTS

1.	6	Wisconsin, 1996
----	---	-----------------

FEWEST COMPLETIONS

1.	2	Wisconsin, 1996
----	---	-----------------

FEWEST PASSING YARDS

1.	16	Wisconsin, 1996
----	----	-----------------

FEWEST TOTAL PLAYS

1.	51	Wisconsin, 1996
	51	West Virginia, 2017

FEWEST TOTAL YARDS

1.	153	West Virginia, 2017
2.	184	Arizona, 1994

MOST TOTAL YARDS

1.	683	Ohio State, 2021
----	-----	------------------

MOST PUNTS

1.	9	New Mexico, 1938
	9	West Virginia, 2017
3.	8	Georgia Tech, 2005

FEWEST FIRST DOWNS

1.	6	West Virginia, 2017
2.	11	Southern Mississippi, 2003
3.	12	New Mexico, 1938
	12	West Virginia, 1964

MOST PENALTIES

1.	18	Washington State, 1992
----	----	------------------------

MOST PENALTY YARDS

1.	136	Washington State, 1992
----	-----	------------------------

MOST FUMBLES

1.	4	Washington State, 1992
	4	Southern Mississippi, 2003
	4	Boise State, 2010
	4	Georgia Tech, 2011

MOST FUMBLES LOST

1.	4	Southern Mississippi, 2003
2.	3	Boise State, 2010
3.	2	Washington State, 1992
	2	Arizona, 1994
	2	Navy, 2007
	2	BYU, 2015
	2	Indiana, 2016

SACKS

1.	9	vs. Pittsburgh, 2004
2.	8	vs. Alabama, 2008
3.	5	vs. USC, 1993
	5	vs. Southern Mississippi, 2003
5.	4	vs. USC, 2001
	4	vs. California, 2009
	4	vs. BYU, 2015

SACK YARDAGE

1.	73	vs. Pittsburgh, 2004
2.	53	vs. Alabama, 2008
3.	45	vs. USC, 2001

PASS BREAK UPS

1.	11	vs. BYU, 2015
2.	9	vs. Arizona, 1994
	9	vs. Southern Mississippi, 2003
	9	vs. Indiana, 2016



All-Americans - By Year

1928

Alton Carman, Tackle
3rd Team Davis Walsh I.N.S.

1929

Marwin Jonas, Center
3rd Team Davis Walsh I.N.S.

Earl 'Powerhouse' Pomeroy, Fullback

1st Team Davis Walsh I.N.S.
2nd Team/Alternate Lawrence Perry
3rd Team Associated Press

1930

Marwin Jonas, Center
2nd Team Lawrence Perry

George Watkins, End
2nd Team Allen J. Gould

Frank Christensen, Fullback
3rd Team I.N.S.
3rd Team NEA

1931

Frank Christensen, Fullback
3rd Team Charles Parker

1932

Frank Christensen, Fullback
1st Team United Press
2nd Team World Telegram
2nd Team Central Press
3rd Team NEA

Jack Johnson, Tackle
1st Team Lawrence Perry

1941

Floyd Spendlove, Tackle
3rd Team NEA
1st Team Collyer's Little All-America



Larry Wilson, 1959



Marv Bateman, 1970-71

1947

Banard Hafen, End
3rd Team I.N.S.

1957

Lee Grosscup, Quarterback
1st Team FWAA/Look Magazine
1st Team NEA
1st Team Williamson
2nd Team I.N.S.
2nd Team United Press
2nd Team Associated Press

1959

Larry Wilson, Halfback
3rd Team Williamson

1961

Ed Pine, Center
1st Team Williamson

1962

Dave Costa, Tackle
3rd Team Williamson

1964

Roy Jefferson, Cornerback/End
1st Team The Sporting News
1st Team Football News
1st Team Time Magazine
3rd Team NEA

NATIONAL HONORS

AWARD WINNERS

Ray Guy Award
2014 Tom Hackett
2015 Tom Hackett
2016 Mitch Wishnowsky

Lou Groza Award
2017 Matt Gay

Ted Hendricks Award
2014 Nate Orchard

AWARD FINALISTS

Heisman Trophy
2004 Alex Smith

Outland Trophy
2002 Jordan Gross

Ray Guy Award
2008 Louie Sakoda
2014 Tom Hackett
2015 Tom Hackett
2016 Mitch Wishnowsky
2017 Mitch Wishnowsky
2018 Mitch Wishnowsky

Lou Groza Award
2008 Louie Sakoda
2017 Matt Gay

Jim Thorpe Award
2022 Clark Phillips III

Polynesian College Player of the Year
2022 Sataoa Laumea

Dodd Trophy
2022 Kyle Whittingham

COLLEGE FOOTBALL HALL OF FAME

Coach
Ike Armstrong (1957 Induction)

COACH OF THE YEAR
Eddie Robinson Award
2004 Urban Meyer

Paul 'Bear' Bryant Award
2008 Kyle Whittingham

AFCA Coach of the Year
2008 Kyle Whittingham

Dodd Trophy
2019 Kyle Whittingham

ACADEMIC ALL-AMERICANS

1964 Mel Carpenter
1970 Scott Robbins
1971 Scott Robbins*
1973 Steve Odom*
1974 Chuck Cole
1976 Dick Graham*
1984 Andre Guardi
1985 Andre Guardi
1996 Chad Folk
2000 Kimball Christianson
2002 Brooks Bahr
2003 Morgan Scalley*
2004 Morgan Scalley*
2004 Alex Smith*
2005 Spencer Toone
2008 Louie Sakoda*
2009 Zane Beadles
2016 Hunter Dimick
2020 Britain Covey*
2021 Britain Covey

*First team



Mitch Wishnowsky, 2016-18

INFORMATION

HERE'S UTAH

2023 OUTLOOK

PLAYER BIOS

COACHES & STAFF

SERIES HISTORY

2022 IN REVIEW

BOWL HISTORY

RECORD BOOK



All-Americans - By Year

INFORMATION

HERE'S UTAH

2023 OUTLOOK

PLAYER BIOS

COACHES & STAFF

SERIES HISTORY

2022 IN REVIEW

BOWL HISTORY

RECORD BOOK



Steve Clark, 1981

1970

Marv Bateman, Punter

1st Team FWAA
1st Team The Sporting News

Norm Thompson, Defensive Back

2nd Team Associated Press

1971

Marv Bateman, Punter

1st Team The Sporting News
1st Team Time Magazine

1973

Steve Odom, Return Specialist

1st Team FWAA

1980

Jeff Griffin, Defensive Back

2nd Team N.E.A.

1981

Steve Clark, Defensive Tackle

1st Team FWAA
3rd Team Associated Press
2nd Team N.E.A.

1984

Carlton Walker, Offensive Guard

1st Team FWAA
2nd Team Associated Press
1st Team N.E.A.

1985

Erroll Tucker, Return Specialist

1st Team FWAA
1st Team The Sporting News
1st Team Football News
1st Team Gannett News Service

1991

Bryan Rowley, Wide Receiver

2nd Team The Sporting News

1994

Luther Elliss, Defensive Tackle

Consensus All-American
1st Team Associated Press
1st Team AFCA
1st Team FWAA
1st Team Scripps Howard
1st Team The Sporting News
1st Team UPI
2nd Team Football News
3rd Team College Sports

Anthony Brown, Offensive Tackle

3rd Team Associated Press

Mike McCoy, Quarterback

2nd Team Football News

2001

Doug Kaufusi, Offensive Tackle

3rd Team The Sporting News



Eric Weddle, 2006

UTAH FIRST-TEAM ALL-AMERICANS

1932	Frank Christensen, FB	2012	Star Lotulelei, DL
1957	Lee Grosscup, QB	2014	Kaelin Clay, PR
1970	Marv Bateman, P	2014	Nate Orchard, DE
1973	Steve Odom, RS	2014	Tom Hackett*, P
1981	Steve Clark, DL	2015	Tom Hackett^, P
1984	Carlton Walker, OL	2016	Mitch Wishnowsky^, P
1985	Erroll Tucker, RS	2017	Matt Gay*, K
1994	Luther Elliss*, DL	2019	Bradlee Anae*, DE
2002	Jordan Gross*, OL	2021	Devin Lloyd*, LB
2004	Chris Kemoeatu, OL	2021	Britain Covey, RS
2004	Alex Smith, QB	2022	Clark Phillips III^, CB
2006	Eric Weddle*, DB		
2007	Louie Sakoda, P		
2008	Louie Sakoda^, K		
2009	Zane Beadles, OL		
2010	Shaky Smithson, PR		

*Consensus All-Americans

^Unanimous All-Americans

All were designated by an NCAA major selector.



Louie Sakoda, 2007-08

2002


Jordan Gross, Offensive Tackle

Consensus All-American
1st Team FWAA
1st Team Walter Camp
1st Team Associated Press
1st Team CNN.com
1st Team Sportsline.com



Chris Kemoeatu, 2004

All-Americans - By Year



Caleb Schlauderaff, 2010

2004

Alex Smith, Quarterback

1st Team FWAA
1st Team SI.com
2nd Team Walter Camp

Chris Kemoeatu, Offensive Guard

1st Team FWAA
1st Team SI.com

Steve Savoy, Wide Receiver

2nd Team SI.com

Morgan Scalley, Defensive Back

2nd Team Associated Press
2nd Team SI.com

2006

Eric Weddle, Defensive Back

Consensus All-American
1st Team AFCA
1st Team Sports Illustrated.com
1st Team CBSSportsline.com
1st Team Sporting News
1st Team CollegeFootballNews.com
1st Team Rivals.com
2nd Team Associated Press
2nd Team Walter Camp

2007

Louie Sakoda, Punter

1st Team FWAA
1st Team CBSSports.com
2nd Team SI.com
2nd Team CollegeFootballNews.com

Louie Sakoda, Kicker

1st Team Rivals.com
2nd Team CollegeFootballNews.com
2nd Team Phil Steele

2008

Louie Sakoda, Kicker

Consensus All-American (unanimous)
1st Team Associated Press
1st Team AFCA
1st Team FWAA
1st Team Walter Camp
1st Team Sporting News

2009

Zane Beadles, Offensive Line

1st Team FWAA
1st Team College Football News
1st Team Phil Steele
2nd Team Walter Camp
2nd Team SI.com
3rd Team Sporting News

2010

Shaky Smithson, Punt Returner

1st Team Walter Camp
1st Team Scout/FoxSports.com
2nd Team Phil Steele
2nd Team CBSSports.com
3rd Team Rivals.com

Caleb Schlauderaff, Offensive Line

2nd Team Walter Camp
2nd Team SI.com
3rd Team Associated Press
4th Team Phil Steele



Star Lotulelei, 2012



Tom Hackett, 2014-15

2012

Star Lotulelei, Defensive Tackle

1st Team Associated Press
1st Team Walter Camp
1st Team Athlon
1st Team Scout.com/
FoxSportsNext.com
2nd Team CBSSports.com

Reggie Dunn, Kick Returner

1st Team Athlon
1st Team ESPN
1st Team CBSSports.com
2nd Team Scout.com/
FoxSportsNext.com

2014

Tom Hackett, Punter

Consensus All-American
1st Team Walter Camp
1st Team Associated Press
1st Team AFCA
1st Team FWAA
2nd Team Sporting News
1st Team Phil Steele
1st Team CBSSports.com
1st Team FOXSports.com
1st Team Scout.com
1st Team SB Nation
2nd Team USA Today

Nate Orchard, Defensive End

1st Team Walter Camp
1st Team FWAA
2nd Team Associated Press
2nd Team Sporting News
1st Team ESPN.com
1st Team Phil Steele
1st Team Scout.com
1st Team SB Nation
2nd Team USA Today
2nd Team FOXSports.com

Kaelin Clay, Returner

1st Team Sporting News
1st Team CBSSports.com
1st Team FOXSports.com
2nd Team Scout.com

2015

Tom Hackett, Punter

Consensus All-American (unanimous)
1st Team Walter Camp
1st Team Associated Press
1st Team FWAA
1st Team Sporting News
1st Team AFCA
1st Team USA Today
1st Team Sports Illustrated
1st Team ESPN.com
1st Team Phil Steele
1st Team Athlon
1st Team Scout.com
2nd Team CBS Sports

Andy Phillips, Kicker

2nd team CBS Sports



Nate Orchard, 2014



All-Americans - By Year

INFORMATION

HERE'S UTAH

2023 OUTLOOK

PLAYER BIOS

COACHES & STAFF

SERIES HISTORY

2022 IN REVIEW

BOWL HISTORY

RECORD BOOK



Matt Gay, 2017-18

2016

Mitch Wishnowsky, Punter

- Consensus All-American (unanimous)
- 1st Team Walter Camp
- 1st Team Sporting News
- 1st Team Associated Press
- 1st Team FWAA
- 1st Team AFCA
- 1st Team ESPN.com
- 1st Team Sports Illustrated
- 1st Team USA Today
- 1st Team FOXSports.com
- 1st Team Pro Football Focus
- 1st Team Phil Steele
- 1st Team SB Nation
- 1st Team Sports on Earth
- 1st Team CollegeSportsMadness.com
- 2nd Team CBS Sports.com

Hunter Dimick, Defensive End

- 2nd Team Walter Camp
- 2nd Team FWAA
- 3rd Team Associated Press
- 2nd Team Phil Steele
- 2nd Team FOXSports.com
- 2nd Team Sports on Earth
- 2nd Team CollegeSportsMadness.com

Marcus Williams, Defensive Back

- 2nd Team Pro Football Focus

Garett Bolles, Offensive Line

- 2nd Team USA Today

Chase Dominguez, Snapper

- 3rd Team Phil Steele


2017

Matt Gay, Kicker

- Consensus All-American
- 1st Team Associated Press
- 1st Team FWAA
- 1st Team Sporting News
- 2nd Team Walter Camp
- 2nd Team AFCA
- 1st Team Sports Illustrated
- 1st Team USA Today
- 1st Team ESPN.com
- 1st Team Phil Steele
- 1st Team SB Nation
- 1st Team Bleacher Report
- 1st Team College Football News
- 2nd Team The All-American
- 2nd Team CBSSports.com
- 2nd Team Sports on Earth
- 2nd Team Pro Football Focus

Mitch Wishnowsky, Punter

- 2nd Team Walter Camp
- 2nd Team FWAA
- 3rd Team Associated Press
- 2nd Team Phil Steele
- 2nd Team Sports on Earth



Britain Covey, 2021

2018

Mitch Wishnowsky, Punter

- 2nd Team Walter Camp
- 2nd Team Associated Press
- 2nd Team AFCA
- 3rd Team Phil Steele



Julian Blackmon, 2019

Chase Hansen, Linebacker

- 2nd Team FWAA
- 2nd Team Sporting News
- 2nd Team The Athletic
- 2nd Team Phil Steele

Matt Gay, Kicker

- 2nd FWAA
- 2nd Team Pro Football Focus
- 3rd Team Associated Press
- 2nd Team Phil Steele

2019

Bradlee Anae, DE

- Consensus All-American
- 1st Team AFCA
- 1st Team FWAA
- 1st Team Sporting News
- 1st Team Walter Camp
- 3rd Team Associated Press
- 1st Team Bleacher Report
- 1st Team ESPN
- 1st Team Sports Illustrated
- 1st Team USA Today
- 2nd Team The Athletic
- 2nd Team CBS Sports

Jaylon Johnson, CB

- 2nd Team Walter Camp
- 2nd Team Associated Press
- 2nd Team Sports Illustrated
- 2nd Team USA Today
- 3rd Team Pro Football Focus

Leki Fotu, DT

- 2nd Team FWAA
- 2nd Team Walter Camp
- 3rd Team Associated Press

Julian Blackmon, S

- 2nd Team AFCA
- 2nd Team Associated Press
- 1st Team The Athletic
- 1st Team Pro Football Focus
- 1st Team Sports Illustrated
- 2nd Team USA Today

Zack Moss, RB

- 3rd Team Associated Press
- 1st Team Pro Football Focus
- 2nd Team CBS Sports
- 2nd Team FWAA

Tyler Huntley, QB

- 3rd Team Pro Football Focus

Brant Kuithe, TE

- 3rd Team Pro Football Focus

2020

Devin Lloyd, LB

- 2nd Team Sporting News



Devin Lloyd, 2020-21



All-Americans - By Year

2021

Devin Lloyd, LB

- Consensus All-American
- 1st Team Associated Press
- 1st Team FWAA
- 1st Team Sporting News
- 1st Team Walter Camp
- 1st Team CBS Sports
- 1st Team ESPN
- 1st Team Phil Steele
- 1st Team Reese's Senior Bowl
- 2nd Team AFCA

Britain Covey, WR/RS

- 1st Team CBS Sports
- 1st Team FWAA
- 1st Team Phil Steele

Bamidele Olaseni, OL

- 2nd Team Sporting News

Mika Tafua, DE

- 4th Team Phil Steele



Dalton Kincaid, 2022

2022

Clark Phillips III, CB

- Consensus All-American (unanimous)
- 1st Team AFCA
- 1st Team Associated Press
- 1st Team CBS Sports
- 1st Team FWAA
- 1st Team Phil Steele
- 1st Team Sporting News
- 1st Team The Athletic
- 1st Team Walter Camp

Dalton Kincaid, TE

- 1st Team Bleacher Report
- 3rd Team Associated Press
- 3rd Team Phil Steele

List does not include honorable mention All-Americans.



Clark Phillips III, 2022

INFORMATION

HERE'S UTAH

2023 OUTLOOK

PLAYER BIOS

COACHES & STAFF

SERIES HISTORY

2022 IN REVIEW

BOWL HISTORY

RECORD BOOK



All-Americans - By Outlet

INFORMATION
HERES UTAH
2023 OUTLOOK
PLAYER BIOS
COACHES & STAFF
SERIES HISTORY
2022 IN REVIEW
BOWL HISTORY
RECORD BOOK

AFCA

1st Team

1994	Luther Elliss, DT
2006	Eric Weddle, DB
2008	Louie Sakoda, PK
2014	Tom Hackett, P
2015	Tom Hackett, P
2016	Mitch Wishnowsky, P
2019	Bradlee Anae, DE
2022	Clark Phillips III, CB

2nd Team

2017	Matt Gay, PK
2018	Mitch Wishnowsky, P
2019	Julian Blackmon, S
2021	Devin Lloyd, LB

ALLEN J. GOULD

2nd Team

1930	George Watkins, E
------	-------------------

ASSOCIATED PRESS

1st Team

1994	Luther Elliss, DT
2002	Jordan Gross, OL
2008	Louie Sakoda, PK
2012	Star Lotulelei, DT
2014	Tom Hackett, P
2015	Tom Hackett, P
2016	Mitch Wishnowsky, P
2017	Matt Gay, PK
2021	Devin Lloyd, LB
2022	Clark Phillips III, CB

2nd Team

1957	Lee Grosscup, QB
1970	Norm Thompson, DB
1984	Carlton Walker, OL
2004	Morgan Scalley, DB
2006	Eric Weddle, DB
2014	Nate Orchard, DE
2018	Mitch Wishnowsky, P
2019	Jaylon Johnson, CB
	Julian Blackmon, S


3rd Team

1929	Earl Pomeroy, FB
1981	Steve Clark, DT
1994	Anthony Brown, OL
2010	Caleb Schlauderaff, OL
2016	Hunter Dimick, DE
2017	Mitch Wishnowsky, P
2018	Matt Gay, PK
2019	Bradlee Anae, DE
	Leki Fotu, DT
	Zack Moss, RB
2022	Dalton Kincaid, TE

ATHLON

1st Team

2012	Star Lotulelei, DT
	Reggie Dunn, RS
2015	Tom Hackett, P



Lee Grosscup, 1975

BLEACHER REPORT

1st Team

2017	Matt Gay, PK
2019	Bradlee Anae, DE
2022	Dalton Kincaid, TE

CBS SPORTS

1st Team

2006	Eric Weddle, DB
2007	Louie Sakoda, P
2012	Reggie Dunn, RS
2014	Tom Hackett, P
	Kaelin Clay, RS
2016	Mitch Wishnowsky, P
2021	Devin Lloyd, LB
	Britain Covey, RS
2022	Clark Phillips III, CB

2nd Team

2010	Shaky Smithson, RS
2012	Star Lotulelei, DT
2015	Tom Hackett, P
	Andy Phillips, PK
2017	Matt Gay, PK
2019	Bradlee Anae, DE
	Zack Moss, RB

CENTRAL PRESS

2nd Team

1932	Frank Christensen, FB
------	-----------------------

CHARLES PARKER

3rd Team

1931	Frank Christensen, FB
------	-----------------------

CNNI.COM

1st Team

2002	Jordan Gross, OL
------	------------------

COLLEGEFOOTBALLNEWS.COM

1st Team

2006	Eric Weddle, DB
2009	Zane Beadles, OL
2017	Matt Gay, PK

2nd Team

2007	Louie Sakoda, P
	Louie Sakoda, PK

COLLEGE SPORTS

3rd Team

1994	Luther Elliss, DT
------	-------------------

COLLEGESPORTSMADNESS.COM

1st Team

2016	Mitch Wishnowsky, P
------	---------------------

2nd Team

2016	Hunter Dimick, DE
------	-------------------

COLLYER'S LITTLE

1st Team

1941	Floyd Spendlove, T
------	--------------------

ESPN

1st Team

2012	Reggie Dunn, RS
2014	Nate Orchard, DE
2015	Tom Hackett, P
2016	Mitch Wishnowsky, P
2017	Matt Gay, PK
2019	Bradlee Anae, DE
2021	Devin Lloyd, LB

FOOTBALL NEWS

1st Team

1964	Roy Jefferson, CB
1985	Erroll Tucker, RS

2nd Team

1994	Luther Elliss, DT
	Mike McCoy, QB

FOXSPORTS.COM

1st Team

2014	Tom Hackett, P
	Kaelin Clay, RS
2016	Mitch Wishnowsky, P

2nd Team

2014	Nate Orchard, DE
2016	Hunter Dimick, DE

FWAA

1st Team

1957	Lee Grosscup, QB
1970	Marv Bateman, P
1973	Steve Odom, RS
1981	Steve Clark, DT
1984	Carlton Walker, OL
1985	Erroll Tucker, RS
1994	Luther Elliss, DT
2002	Jordan Gross, OL
2004	Alex Smith, QB
	Chris Kemoeatu, OL
2007	Louie Sakoda, P
2008	Louie Sakoda, PK
2009	Zane Beadles, OL
2014	Tom Hackett, P
	Nate Orchard, DE
2015	Tom Hackett, P
2016	Mitch Wishnowsky, P
2017	Matt Gay, PK
2019	Bradlee Anae, DE
2021	Devin Lloyd, LB
	Britain Covey, RS
2022	Clark Phillips III, CB

2nd Team

2016	Hunter Dimick, DE
2017	Mitch Wishnowsky, P
2018	Chase Hansen, LB
	Matt Gay, PK
2019	Leki Fotu, DT
	Zack Moss, RB

GANNETT NEWS SERVICE

1st Team

1985	Erroll Tucker, RS
------	-------------------



Luther Elliss, 1994

All-Americans - By Outlet



INTERNATIONAL NEWS SERVICE

1st Team	
1929	Earl Pomeroy, FB

2nd Team	
1957	Lee Grosscup, QB

3rd Team	
1928	Alton Carman, T
1929	Marwin Jonas, C
1930	Frank Christensen, FB
1947	Banard Hafen, E

LAWRENCE PERRY

1st Team	
1932	Jack Johnson, T

2nd Team	
1929	Earl Pomeroy, FB
1930	Marwin Jonas, C

NEWSPAPER ENTERPRISE ASSOC.

1st Team	
1957	Lee Grosscup, QB
1984	Carlton Walker, OL

2nd Team	
1980	Jeff Griffin, DB
1981	Steve Clark, DT

3rd Team	
1930	Frank Christensen, FB
1932	Frank Christensen, FB
1941	Floyd Spendlove, T
1964	Roy Jefferson, CB

PHIL STEELE

1st Team	
2009	Zane Beadles, OL
2014	Tom Hackett, P
	Nate Orchard, DE
2015	Tom Hackett, P
2016	Mitch Wishnowsky, P
2017	Matt Gay, PK
2021	Devin Lloyd, LB
	Britain Covey, RS
2022	Clark Phillips III, CB

2nd Team	
2007	Louie Sakoda, PK
2010	Shaky Smithson, RS
2016	Hunter Dimick, DE
2017	Mitch Wishnowsky, P
2018	Chase Hansen, LB
	Matt Gay, PK

3rd Team	
2016	Chase Dominguez, SN
2018	Mitch Wishnowsky, P
2022	Dalton Kincaid, TE

4th Team	
2010	Caleb Schlauderaff, OL
2021	Mika Tafua, DE

PRO FOOTBALL FOCUS

1st Team	
2016	Mitch Wishnowsky, P
2019	Julian Blackmon, S
	Zack Moss, RB

2nd Team	
2016	Marcus Williams, DB
2017	Matt Gay, PK
2018	Matt Gay, PK

3rd Team	
2019	Jaylon Johnson, CB
	Tyler Huntley, QB
	Brant Kuithe, TE

REESE'S SENIOR BOWL

1st Team	
2021	Devin Lloyd, LB

RIVALDS.COM

1st Team	
2006	Eric Weddle, DB
2007	Louie Sakoda, PK

3rd Team	
2010	Shaky Smithson, RS

SB NATION

1st Team	
2014	Tom Hackett, P
	Nate Orchard, DE
2016	Mitch Wishnowsky, P
2017	Matt Gay, PK

SCOUT.COM

1st Team	
2014	Tom Hackett, P
	Nate Orchard, DE
	Kaelin Clay, RS
2015	Tom Hackett, P

SCOUT/FOXSPORTS.COM

1st Team	
2010	Shaky Smithson, RS
2012	Star Lotulelei, DT

2nd Team	
2012	Reggie Dunn, RS

SCRIPPS HOWARD

1st Team	
1994	Luther Elliss, DT

SPORTING NEWS

1st Team	
1964	Roy Jefferson, CB
1970	Marv Bateman, P
1971	Marv Bateman, P
1985	Erroll Tucker, RS
1994	Luther Elliss, DT
2006	Eric Weddle, DB
2008	Louie Sakoda, PK
2014	Kaelin Clay, RS
2015	Tom Hackett, P
2016	Mitch Wishnowsky, P
2017	Matt Gay, PK
2019	Bradlee Anae, DE
2021	Devin Lloyd, LB
2022	Clark Phillips III, CB

2nd Team	
1991	Bryan Rowley, WR
2014	Tom Hackett, P
	Nate Orchard, DE
2018	Chase Hansen, LB
2020	Devin Lloyd, LB
2021	Bamidele Olaseni, OL

3rd Team	
2001	Doug Kaufusi, OL
2009	Zane Beadles, OL

SPORTS ILLUSTRATED

1st Team	
2004	Alex Smith, QB
	Chris Kemoeatu, OL
2006	Eric Weddle, DB
2015	Tom Hackett, P
2016	Mitch Wishnowsky, P
2017	Matt Gay, PK
2019	Bradlee Anae, DE
	Julian Blackmon, S

2nd Team	
2004	Steve Savoy, WR
	Morgan Scalley, DB
2007	Louie Sakoda, P
2009	Zane Beadles, OL
2010	Caleb Schlauderaff, OL
2019	Jaylon Johnson, CB

SPORTSLINE.COM

1st Team	
2002	Jordan Gross, OL

SPORTS ON EARTH

1st Team	
2016	Mitch Wishnowsky, P
2nd Team	
2016	Hunter Dimick, DE
2017	Matt Gay, PK
	Mitch Wishnowsky, P

THE ALL-AMERICAN

2nd Team	
2017	Matt Gay, PK

THE ATHLETIC

1st Team	
2019	Julian Blackmon, S
2022	Clark Phillips III, CB

2nd Team	
2018	Chase Hansen, LB
2019	Bradlee Anae, DE

TIME MAGAZINE

1st Team	
1964	Roy Jefferson, CB
1971	Marv Bateman, P

UNITED PRESS

1st Team	
1932	Frank Christensen, FB
1994	Luther Elliss, DT

2nd Team	
1957	Lee Grosscup, QB

USA TODAY

1st Team	
2015	Tom Hackett, P
2016	Mitch Wishnowsky, P
2017	Matt Gay, PK
2019	Bradlee Anae, DE

2nd Team	
2014	Tom Hackett, P
	Nate Orchard, DE
2016	Garett Bolles, OL
2019	Jaylon Johnson, CB
	Julian Blackmon, S

WALTER CAMP

1st Team	
2002	Jordan Gross, OL
2008	Louie Sakoda, PK
2010	Shaky Smithson, RS
2012	Star Lotulelei, DT
2014	Tom Hackett, P
	Nate Orchard, DE
2015	Tom Hackett, P
2016	Mitch Wishnowsky, P
2019	Bradlee Anae, DE
2021	Devin Lloyd, LB
2022	Clark Phillips III, CB

2nd Team	
2004	Alex Smith, QB
2006	Eric Weddle, DB
2009	Zane Beadles, OL
2010	Caleb Schlauderaff, OL
2016	Hunter Dimick, DE
2017	Matt Gay, PK
	Mitch Wishnowsky, P
2018	Mitch Wishnowsky, P
2019	Jaylon Johnson, CB
	Leki Fotu, DT

INFORMATION

HERES UTAH

2023 OUTLOOK

PLAYER BIOS

COACHES & STAFF

SERIES HISTORY

2022 IN REVIEW

BOWL HISTORY

RECORD BOOK



All-Americans - By Outlet

WILLIAMSON

1st Team

1957	Lee Grosscup, QB
1961	Ed Pine, C

3rd Team


1959	Larry Wilson, HB
1962	Dave Costa, T

WORLD PRESS

2nd Team

1932	Frank Christensen, FB
------	-----------------------

List does not include honorable mention All-Americans.



Jordan Gross, 2002



Bradlee Anae, 2019

INFORMATION

HERE'S UTAH

2023 OUTLOOK

PLAYER BIOS

COACHES & STAFF

SERIES HISTORY

2022 IN REVIEW

BOWL HISTORY

RECORD BOOK



SKYLINE CONFERENCE

1938

Bruce Balkan, E
Leonard McGarry, T
Ernest Baldwin, C
Paul Snow, HB

1939

Paul Bogden, E
Luke Pappas, T
Rex Geary, G
Bill Swan, QB

1940

Carlos Soffe, E
Floyd Spendlove, T
Rex Geary, G
Izzy Spector, HB

1941

Floyd Spendlove, T
Izzy Spector, HB

1942

LeGrande Gregory, E
Brigham Gardner, T
Burt Davis, C
Dewey Nelson, HB

1946

Dewey Nelson, HB

1947

Bernard Hafen, E
Bill Angelos, G
Cannon Parkinson, QB
Frank Nelson, FB

1948

Bernard Hafen, E
Tally Stevens, E
Wally Nalder, G
Bob Summerhays, FB

1949

Wally Nalder, G

1950

Dave Cunningham, QB
George Bean, FB

1951

Charles Kalani, G
Tom Dublinski, QB
Weston Gardner, LB

1952

Robert Morris, E
Ray Westort, G
Don Rydalch, QB
Don Peterson, HB
Jim Dublinski, T
Frank Branham, S

1953

Dick Bubak, E
James Durrant, G
Don Rydalch, QB
Don Peterson, FB

1955

Louis Mele, HB
Herb Nakkan, HB

1956

Larry Amizich, T
Chester Franklin, G

1957

Evert Jones, T
John Urses, C
Lee Grosscup, QB
Stuart Vaughn, HB
Merrill Douglas, FB

1958

Lee Grosscup, QB

1959

Larry Wilson, HB
Monk Bailey, FB

1960

Thornton Peterson, T
Tony Polychronis, G
Edward Pine, C

1961

Marv Fleming, E
Edward Pine, C

INFORMATION

HERES UTAH

2023 OUTLOOK

PLAYER BIOS

COACHES & STAFF

SERIES HISTORY

2022 IN REVIEW

BOWL HISTORY

RECORD BOOK

CONFERENCE AWARDS

WESTERN ATHLETIC CONFERENCE

Lineman of the Year

1962 Dave Costa, OT
1966 John Stipech, DT
1973 Ron Rydalch, DT

Defensive Player of the Year

1981 Steve Clark, DT
1984 Filipo Mokofisi, LB
1994 Luther Elliss, DE

Newcomer of the Year

1976 Jack Steptoe, RS
1978 Jeff Lyall, DE
1984 Eddie Johnson, RB
1985 Larry Egger, QB

Freshman of the Year

1995 Chris Fuamatu-Ma'afala, RB

Coach of the Year

1964 Ray Nagel
1969 Bill Meek
1978 Wayne Howard

15-Year All-Star First Team

Steve Odom, RS
Second Team
Roy Jefferson, WR
Dave Costa, DT
John Huddleston, LB
Norm Thompson, DB

MOUNTAIN WEST CONFERENCE

Offensive Player of the Year

2004 Alex Smith, QB
2008 Brian Johnson, QB

Defensive Player of the Year

1999 John Frank, DE
2004 Morgan Scalley, DB
2005 Eric Weddle, DB
2006 Eric Weddle, DB

Special Teams Player of the Year

2006 Louie Sakoda, PK/P
2007 Louie Sakoda, PK/P
2008 Louie Sakoda, PK/P

Freshman of the Year

2000 Jason Kaufusi, DL

Coach of the Year

2003 Urban Meyer
2004 Urban Meyer
2008 Kyle Whittingham

10th Anniversary Team

Alex Smith, QB
Jordan Gross, OT
Eric Weddle, DB
Steve Fifita, DL
Doug Kaufusi, OL

PAC-12 CONFERENCE

Offensive Player of the Year

2019 Zack Moss, RB

Pat Tillman Defensive Player of the Year

2021 Devin Lloyd, LB

Freshman Defensive Player of the Year

2021 Junior Tafuna, DT
2022 Lander Barton, LB

Coach of the Year

2019 Kyle Whittingham
2021 Kyle Whittingham

Morris Trophy

2011 Star Lotulelei
2014 Nate Orchard
2016 Isaac Asiata
2019 Bradlee Anae
2021 Nick Ford
2021 Mika Tafua

Offensive Freshman of the Year (Coaches)

2020 Ty Jordan, RB

Newcomer of the Year (AP)

2020 Ty Jordan, RB

Defensive Player of the Year (AP)

2022 Clark Phillips III, CB

All-Century

Tom Hackett, P

Pac-12 Scholar-Athlete of the Year

2021 Britain Covey

Pac-12 Championship Game MVP

2021 Devin Lloyd



Nick Ford won the Pac-12's Morris Trophy in 2021.



All-Conference

INFORMATION

HERE'S UTAH

2023 OUTLOOK

PLAYER BIOS


COACHES & STAFF

SERIES HISTORY

2022 IN REVIEW

BOWL HISTORY

RECORD BOOK



Ron Coleman was an All-WAC selection in 1964 as Utah earned a share of the conference title and a Liberty Bowl victory.

WESTERN ATHLETIC CONFERENCE

1962

First Team

Dave Costa, OT

Second Team

Roy Jefferson, E
Ron Manno, G

1963

First Team

Roy Jefferson, SE
Gary Hertzfeldt, QB

Second Team

Jerry Miller, G
Ron Coleman, HB
Aalen Jacobs, FB

1964

First Team

Roy Jefferson, SE
Mel Carpenter, OT
Ron Coleman, HB
Allen Jacobs, FB

1965

First Team

Mike Butera, TE
John Stipech, OT
Pat McKissick, C

1966

First Team

John Stipech, DT

Second Team

Merlin Driggs, OT
Dario DeBenedetti, OG
Pat McKissick, LB
Tom Hawkes, LB
Rich Tate, DB
Jerry Pullman, K

1967

First Team

Norm Chow, OG
Norm McBride, DE

Second Team

Jerome Lawson, LB

1968

First Team

Louis (Speedy) Thomas, SE
Norm McBride, DE

1969

First Team

Dale Nosworthy, TE
Larry Stone, LB
Norm Thompson, S

Second Team

Marion Boykin, OT
Ryan Williams, C
Ray Groth, QB
Dave Smith, RB
Marv Bateman, UU

1970

First Team

Dale Nosworthy, TE
Gordon Jolley, OT
Norm Thompson, S
Marv Bateman, K

Second Team

James Brown, OE
Bruce Cousins, OT
Randy Hansen, LB

1971

First Team

Marv Bateman, K

Second Team

Fred Graves, WR
Pete Michinock, DT
Ron Rydalch, DT
Elliott Hagood, LB
Steve Odom, RS

1972

First Team

Bob Peterson, OT
Don Van Galder, QB
Fleming Jensen, PK
Bob Pritchett, DE
Bob Fratto, DT

1973

First Team

Bill Powers, OG
Chuck Johanson, C
Steve Odom, FL/RS
Dan Marrelli, PK
Ron Rydalch, DT
Steve Marshall, S

1974

First Team

John Huddleston, LB

1976

First Team

Jack Steptoe, RS

1977

First Team

Rick Partridge, P
Tom McNamara, PK

1978

First Team

Jeff Lyall, DE
Tom Krebs, OG
Rick Partridge, P

1979

First Team

Lewis Walker, RB
Jeff Griffin, DB
Tony Lindsay, RB

1980

First Team

Dean Miraldi, OG
Jeff Griffin, DB
Steve Clark, DT

Second Team

Steve Folson, TE
Jack Campbell, OL
Wayne Jones, OL
Tony Lindsay, RB
Frank Sheldon, DL
Bill Gompf, LB

1981

First Team

Steve Clark, DT
Jack Campbell, OT
Wayne Jones, OG
Del Rodgers, RB
Bill Gompf, LB
Tony Reed, DB
Gilbert Alvarez, PK

Second Team

Carl Monroe, RS

1982

First Team

Carl Monroe, RB/RS
Lonnie Lawson, DB

Second Team

Gene Knickrehm, OL
Don Eck, C
Mark Blosch, LB

1983

First Team


Jeff Reyes, DE

Second Team

Eddie Lewis, RB
Mark Blosch, LB
Reggie Richardson, DB



Roy Jefferson was a three-time All-WAC performer at split end from 1962-64.



Erroll Tucker was an All-WAC defensive back in 1984.

1984

First Team

Danny Huey, WR
Carlton Walker, OG
Eddie Johnson, RB
Mark Blosch, LB
Filipo Mokofisi, LB
Peter Owens, NG
Erroll Tucker, RS

Second Team

Erroll Tucker, DB
Reggie Richardson, DB

1985

First Team

Erroll Tucker, RS/DB
Kevin Reach, OG

Second Team

Loren Richey, WR
Don Logan, OL
Eddie Lewis, RB
Filipo Mokofisi, LB
Reggie Richardson, DB
Andre Guard, PK

1986

First Team

Loren Richey, WR
Dave Cullity, OT
Eddie Johnson, RB

Second Team

James Hansen, OL

1987

First Team

Eric Jacobsen, DB

Second Team

Scott Lieber, PK

1988

First Team

Carl Harry, WR
Dennis Smith, TE

Second Team

Scott Mitchell, QB
Eddie Johnson, RB
Garland Harris, LB
Eric Jacobsen, DB
Lavon Edwards, RS

1989

Second Team

Dennis Smith, TE
Scott Mitchell, QB
Joe Clausi, DL
Wayne Lammie, PK

1990

First Team

Anthony Davis, LB
Sean Knox, DB

Second Team

Jimmy Bellamy, DL

1991

First Team

Bryan Rowley, WR
Jimmy Bellamy, DL
Anthony Davis, LB
LaVon Edwards, DB

Second Team

Mike DeHoog, OL
Keith Williams, RB
Dave Chaytors, DL
Keith Embray, DL
Reggie Alston, DB
Shannon Yates, DB

1992

First Team

Luther Elliss, DE

Second Team

Mike DeHoog, OL
Dave Chaytors, DL

1993

First Team

Luther Elliss, DE
Lance Scott, OC

Second Team

Bryan Rowley, WR
Henry Lusk, TE
Anthony Brown, OL
Mike McCoy, QB
Jamal Anderson, RB
Mark Rexford, LB
Chris Yergensen, PK

1994

First Team

Luther Elliss, DT
Mark Rexford, LB
Kareem Leary, DB
Ernest Boyd, DB
Lance Scott, OC

Curtis Marsh, WR
Anthony Brown, OT

Second Team

Deron Claiborne, WR
Mike McCoy, QB
Bronzell Miller, DL

1995

First Team

Harold Lusk, DB

Second Team

Rocky Henry, WR
Henry Lusk, TE
Chris Fae, OL
Henry Kaufusi, DL
Dan Pulsipher, PK

1996

First Team

Kevin Dyson, WR
Chad Folk, OL
Chris Fuamatu-Ma'afala, RB
Harold Lusk, DB

Second Team

Barry Sims, OL
Robert Love, LB

1997

First Team

Kevin Dyson, WR/ST
Danny Davis, OG
Pene Talamaivao, DL
Phil Glover, LB
Clarence Lawson, DB

Second Team

Nathan Sybrowsky, OL
Juan Johnson, RB
Robert Love, DB
Chris Hunter, P

1998

First Team

Daniel Jones, WR
Mike Anderson, RB
John Frank, DL
Kautai Olevao, LB
Robert Love, DB

Second Team

Jerome Anderson, WR
Josh Cochran, OL
Darren Walker, OL
Sam White, OL
Pene Talamaivao, DL
Jason Hooks, LB



Kevin Dyson earned All-WAC honors in 1996 and 1997 before embarking on a six-year career in the NFL.



All-Conference



Defensive end Paul Kruger was named first team All-Mountain West Conference in 2008.

MOUNTAIN WEST CONFERENCE

1999

First Team

Mike Anderson, RB
John Frank, DL
Luis Park, OL
Steve Smith, RS
Kautai Olevao, LB

Second Team

Steve Smith, WR
Andre Dyson, DB
Jay Hill, DB

2000

First Team

Doug Kaufusi, OL
Andre Dyson, DB
Kautai Olevao, LB

Second Team

Steve Smith, WR/KR
Adam Tate, RB

Honorable Mention

Andy Bowers, DL
Brandon Dart, DB
Patrick Dyson, DB
Jordan Gross, OL
Jason Kaufusi, DL
Ma'ake Kemoeatu, DL
Steve McKane, OL
Matt Nickel, TE
Jason Potter, DB
Michael Richardson, OL/TE

Cliff Russell, WR
Garrett Smith, DL
Ed Ta'amu, OL
Wes Tufaga, LB

2001

First Team

Doug Kaufusi, OL
Garrett Smith, DL
Jason Kaufusi, DL
Sheldon Deckart, LB

Second Team

Cliff Russell, WR
Dameon Hunter, RB
Lauvale Sape, DL
Antwione Sanders, DB

Honorable Mention

Jordan Gross, OL
Ma'ake Kemoeatu, DL
Brian Lewis, P
Josh Lyman, WR
Dustin McQuivey, OL
Arnold Parker, DB
Michael Richardson, TE
Morgan Scalley, PR
Ed Ta'amu, OL
Adam Tate, RB

2002

First Team

Jordan Gross, OL
Jason Kaufusi, DL
Garrett Smith, DL
Antwoine Sanders, DB

Second Team

Brandon Warfield, RB
Lauvale Sape, DL
Sheldon Deckart, LB
Dave Revill, DB

Honorable Mention

Brooks Bahr, LB
Paris Jackson, WR
Chris Kemoeatu, OL
Brian Lewis, P
Josh Lyman, WR
Dustin McQuivey, OL
Bo Nagahi PR/KR
Josh Savage, DL
Morgan Scalley, PR/KR

2003

First Team

Ben Moa, TE
Josh Savage, DL
Paris Warren, WR

Second Team

Alex Smith, QB
Brandon Warfield, RB
Dave Revill, DB
Morgan Scalley, DB

Honorable Mention

Steve Fifita, DL
Thomas Herrion, OL
Ray Holdcraft, LB
Chris Kemoeatu, OL
Arnold Parker, DB
Max Petersen, OL
Steve Savoy, WR
Eric Weddle, DB

2004

First Team

Alex Smith, QB
Morgan Scalley, DB
Steve Savoy, WR
Chris Kemoeatu, OL
Steve Fifita, DL
Sione Pouha, DL

Second Team

Parris Warren, WR
Marty Johnson, RB
Jesse Boone, OL
Eric Weddle, DB

Honorable Mention

Makai Aalona, OL
Quinton Ganther, RB
Tommy Hackenbruck, LB
Matt Kovacevich, P
Spencer Toone, LB

2005

First Team

Eric Weddle, DB
Dan Beardall, PK
Jesse Boone, OL
Steve Fifita, DL
Spencer Toone, LB

Second Team

Brian Johnson, QB
Quinton Ganther, RB
Tavo Tupola, OL
Casey Evans, DB

2006

First Team

Eric Weddle, DB
Tavo Tupola, OL
Kelly Talavou, DL

Second Team

Brent Casteel, WR
Paul Soliai, DL
Joe Jiannoni, LB

Honorable Mention

Jason Boone, OL
Martail Burnett, DL
Robert Conley, OL
Casey Evans, DB
Brice McCain, KR
Derrek Richards, WR
Louie Sakoda, K/P
Steve Tate, DB

2007

First Team

Louie Sakoda, P
Martail Burnett, DL
Steve Tate, DB

Second Team

Darrell Mack, RB
Zane Beadles, OL
Robert Conley, OL
Louie Sakoda, K
Derrek Richards, PR/KR
Gabe Long, DL
Brice McCain, DB

Honorable Mention

Robert Johnson, DB
Paul Kruger, DL
Derrek Richards, WR
Stevenson Sylvester, LB

2008

First Team

Brian Johnson, QB
Louie Sakoda, K/P
Zane Beadles, OL
Robert Conley, OL
Paul Kruger, DL
Brice McCain, DB
Sean Smith, DB

Second Team

Freddie Brown, WR
Koa Misi, DL
Stevenson Sylvester, LB

Honorable Mention

Greg Newman, DL
David Reed, KR
Zane Taylor, OL
Mike Wright, LB

2009

First Team

Zane Beadles, OL
David Reed, WR
Eddie Wide, RB
Robert Johnson, DB
Koa Misi, DL
Stevenson Sylvester, LB

Second Team

Caleb Schlauderaff, OL
Zane Taylor, OL

Honorable Mention

Joe Phillips, K
Sean Sellwood, P
Sealver Siliga, DL
Mike Wright, LB

2010

First Team

Christian Cox, DL
Joe Phillips, K
Caleb Schlauderaff, OL
Zane Taylor, OL

Second Team

Jereme Brooks, WR
Tony Bergstrom, OL
Shaky Smithson, PR/KR
Chaz Walker, LB
Brandon Burton, DB

Honorable Mention

Brian Blechen, DB
Lamar Chapman, DB
DeVonte Christopher, WR
Matt Martinez, LB
Sealver Siliga, DL



Derrick Shelby had a team-high 10 tackles for loss and was named first team All-Pac-12 in 2011, Utah's first year in the conference.

PAC-12 CONFERENCE

2011

First Team

Tony Bergstrom, OL
Star Lotulelei, DL
Derrick Shelby, DL

Second Team

John White, RB
John Cullen, OL

Honorable Mention

Greg Bird, ST
Conroy Black, DB
Brian Blechen, LB
Ryan Lacy, DB
Coleman Petersen, PK
Chaz Walker, LB

2012

First Team

Reggie Dunn, RS
Star Lotulelei, DL

Second Team

Sam Brenner, OL
Second Team
Tenny Palepoi, DL

Honorable Mention

Dres Anderson, WR
Vyncent Jones, OL
Keith McGill, DB
Andy Phillips, PK
Jason Whittingham, LB

2013

First Team

Trevor Reilly, DL
Tom Hackett, P

Second Team

Tenny Palepoi, DL

Honorable Mention

Brian Blechen, DB
Nate Fakahafua, DL
Joe Kruger, DL
Jake Murphy, TE
Jeremiah Poutasi, OL
Trevor Reilly, LB
Eric Rowe, DB
Sean Sellwood, P
Tevita Stevens, OL
John White, RB

2014

First Team

Devontae Booker, RB
Nate Orchard, DL
Andy Phillips, K
Tom Hackett, P
Kaelin Clay, RS

Second Team

Jeremiah Poutasi, OL

Honorable Mention

Brian Blechen, DB
Hunter Dimick, DL
Lowell Lotulelei, DL
Jared Norris, LB
Eric Rowe, DB

2015

First Team

Tom Hackett, P
Lowell Lotulelei, DL
Gianni Paul, LB
Marcus Williams, DB

Second Team

Devontae Booker, RB
J.J. Dielman, OL
Jared Norris, LB

Honorable Mention

Isaac Asiata, OL
Britain Covey, RS
Jason Fanaika, DL
Andy Phillips, PK

2016

First Team

Garett Bolles, OL
Hunter Dimick, DL
Mitch Wishnowsky, P

Second Team

Isaac Asiata, OL
Marcus Williams, DB
Andy Phillips, PK

Honorable Mention

Chase Hansen, DB
Lowell Lotulelei, DL
Filipo Mokofisi, DL
Pasoni Tasini, DL
Pita Taumoepenu, DL
Joe Williams, RB

2017

First Team

Matt Gay, K
Mitch Wishnowsky, P

Second Team

Darren Carrington, WR
Salesi Uhatafe, OL
Julian Blackmon, DB
Boobie Hobbs, RS

Honorable Mention

Lo Falemaka, OL
Kavika Luafatasaga, LB
Lowell Lotulelei, DL
Filipo Mokofisi, DL

2018

First Team

Jordan Agasiva, OL
Jackson Barton, OL
Bradlee Anae, DL
Leki Fotu, DL
Chase Hansen, LB
Jaylon Johnson, DB
Matt Gay, K
Mitch Wishnowsky, P
Britain Covey, RS

Second Team

Zack Moss, RB
John Penisini, DL
Julian Blackmon, DB
Marquise Blair, DB

Honorable Mention

Corrion Ballard, DB
Cody Barton, LB
Lo Falemaka, OL
Javelin Guidry, DB

2019

First Team

Tyler Huntley, QB
Zack Moss, RB
Darrin Paulo, OL
Bradlee Anae, DE
Leki Fotu, DT
Julian Blackmon, S
Jaylon Johnson, CB
Francis Bernard, LB

Second Team

Brant Kuithe, TE
John Penisini, DT

Honorable Mention

Terrell Burgess, S
Nick Ford, OL
Javelin Guidry, NB
Devin Lloyd, LB
Simi Moala, OL
Mika Tafua, DE
Orlando Umama, OL

2020 (COACHES)

First Team

Nick Ford, OL
Devin Lloyd, LB
Jadon Redding, PK
Britain Covey, RS

Second Team

Ty Jordan, RB
Brant Kuithe, TE
Sataoa Laumea, OL
Mika Tafua, DE

Honorable Mention

Nephi Sewell, LB
JaTravis Broughton, CB
Britain Covey, WR
Keegan Markgraf, SN



Francis Bernard was a first team All-Pac-12 linebacker in 2019.

2020 (AP)

First Team

Jadon Redding, PK
Devin Lloyd, LB

Second Team

Ty Jordan, RB
Britain Covey, AP
Mika Tafua, DE

2021 (COACHES)

First Team

Britain Covey, WR/Ret. Spec.
Nick Ford, OL
Devin Lloyd, LB
Cameron Rising, QB
Mika Tafua, DE
Tavion Thomas, RB

Second Team

Braeden Daniels, OL
Brant Kuithe, TE
Bamidele Olaseni, OL
Clark Phillips III, CB

Honorable Mention

Cole Bishop, S
Vonte Davis, S
Dalton Kincaid, TE
Sataoa Laumea, OL
Nephi Sewell, LB



All-Conference

2021 (AP)

First Team

Britain Covey, WR/Ret. Spec.
 Braeden Daniels, OL
 Nick Ford, OL
 Devin Lloyd, LB
 Nephi Sewell, LB
 Mika Tafua, DE
 Tavion Thomas, RB

Second Team

Vonte Davis, S
 Brant Kuithe, TE
 Sataoa Laumea, OL
 Clark Phillips III, CB
 Cameron Rising, QB
 Junior Tafuna, DT

2022 (COACHES)

First Team

Braeden Daniels, OL
 Dalton Kincaid, TE
 Sataoa Laumea, OL
 Clark Phillips III, CB

Second Team

Karene Reid, LB
 Junior Tafuna, DT

Honorable Mention

Keaton Bills, OL
 Cole Bishop, S
 Jonah Elliss, DE
 R.J. Hubert, S
 Cameron Rising, QB
 Devaughn Vele, WR

2022 (AP)

First Team

Braeden Daniels, OL
 Dalton Kincaid, TE
 Simote Pepa, DT
 Clark Phillips III, CB
 Gabe Reid, DE
 Karene Reid, LB



Braeden Daniels was a two-time Pac-12 All-Conference First Team honoree (2021-22).



Brothers Gabe (91) and Karene (21) Reid each were named Pac-12 All-Conference in 2022.

Academic All-Conference



WESTERN ATHLETIC CONFERENCE

1962

Mel Carpenter
Ron Manno
Bud Scalley
Doug Wasko

1963

Mel Carpenter
Richard Groth

1966

Terry Baker
Tom Hawkes
Jerry Pullman
John Stipech

1973

Dave Dahl
Steve Odom
Ed Onofrio
Lance Robbins
Ron Rydalch

1974

Chuck Cole
Dave Dahl
Grant Gertsch
Pete Hristou
Dave O'Bagy
Lou Onofrio

1975

Grant Gertsch
Dick Graham
Pete Hristou

1976

Sam Baldwin
Mike Belnap
Dick Graham
Mike Moseley
Ron Small

1978

Cory Hansen
Rick Partridge
Derek Washington

1980

Sam Baldwin
Rondle Woods

1986

Don Kruse

1987

Eric Jacobsen

1988

Frank Bonifacio
Rick Eckles
Aaron Grimm
Eric Jacobsen

1989

Bob Bonifacio
Frank Bonifacio

1990

Bob Bonifacio
Frank Bonifacio

1992

Steve Abrams
Russ Dailey
Kurt Haws
Greg Hoffman
Derek Whiddon
Steve Young

1993

Ken Buss
Kurt Haws
Greg Hoffman
Jason Jones
Derek Whiddon

1994

Ken Buss
Jason Jones
Jacinto Peterson

1995

Michael Fouts
Jacinto Peterson

1996

Danny Davis
Chad Folk
Brian Gibson
Jacinto Peterson
David Richards

1997

Howard Christianson
Kimball Christianson
Danny Davis
Matt Fankhauser
Sean Hagen
Fisi Moleni
Nick Morgan
David Richards

1998

Kimball Christiansen
Thomas Fortune
Fisi Moleni
Nick Morgan
David Richards
Anthony Dickamore

**Information unavailable for 1964-65, 1967-68, 1970-72, 1977, 1979, 1981-85, 1991*

MOUNTAIN WEST CONFERENCE

1999

Mbe Agbor
Brad Burtenshaw
Stewart Carvalho
Howard Christiansen
Kimball Christianson
T.D. Croshaw
Anthony Dickamore
Thomas Fortune
Jordan Gross
Jay Hill
Colby Knight
Fisi Moleni
Nick Morgan
Scott Price

2000

Brooks Bahr
Chris Christensen
Kimball Christianson
T.D. Croshaw
Thomas Fortune
Jordan Gross
Dustin McQuivey
Nick Morgan
Scott Price
Michael Richardson

2001

Brooks Bahr
Brad Burtenshaw
Jordan Gross
Dustin McQuivey
Lance Rice
Michael Richardson
Antwoine Sanders
Morgan Scalley

2002

Brooks Bahr
Brett Elliott
Jordan Gross
Matt Hansen
Ray Holdcraft
Jeremy Lyman
Dustin McQuivey
Bo Nagahi
Max Peterson
Lance Rice
Morgan Scalley

2003

Jesse Boone
Bryan Borreson
Aaron Bryant
Braden Cooper
Jonathan Fanene
Thomas Hackenbruck
Matt Hansen
Ray Holdcraft
Matt Kovacevich
Grady Marshall
Bo Nagahi

Max Peterson
Morgan Scalley
Alex Smith
Spencer Toone
Eric Weddle
Reza Williams

2004

Jason Boone
Jesse Boone
Bryan Borreson
Kyle Brady
David Carroll
Brian Johnson
Matt Kovacevich
Taylor Miller
Bo Nagahi
Morgan Scalley
Alex Smith
Nikolas Sonnatag
Spencer Toone
Reza Williams

2005

Jesse Boone
Kyle Brady
Freddie Brown
Casey Evans
Brian Hernandez
Brian Johnson
Travis LaTendresse
Brice McCain
Taylor Miller
Louie Sakoda
Ameen Shaheen
Ryan Smith
Cody Sorensen
Steve Tate
Charlie TeGantvoort
Spencer Toone

2006

Zane Beadles
Kenape Eliapo
Casey Evans
Brian Hernandez
Clint Mower
Brady Phillips
R.J. Rice
Louie Sakoda
Ameen Shaheen
Steve Tate
Jason Voss
Jaysen Williams
Mike Wright

2007

Zane Beadles
Kyle Brady
Jereme Brooks
Tysen Clements
Bart-Jonah Gaison
Dustin Hensel
Brian Hernandez
Brian Johnson
Jamel King
Corbin Louks

Koa Misi
Trevor Moss
Clint Mower
R.J. Rice
Dallin Rogers
Louie Sakoda
Colt Sampson
Caleb Schlauderaff
Justin Taplin-Ross
Steve Tate
Ryan Taylor
Zane Taylor
Eddie Wide
Mike Wright

2008

Zane Beadles
Tony Bergstrom
Tysen Clements
Louis Finner
Kepa Gaison
Ben Hendy
Dustin Hensel
Brian Johnson
Aiona Key
Trevor Moss
Clint Mower
R.J. Rice
Louie Sakoda
Colt Sampson
Caleb Schlauderaff
Derrick Shelby
Justin Taplin-Ross
Zane Taylor
Eddie Wide
Mike Wright

2009

Zane Beadles
Tony Bergstrom
Tysen Clements
Kepa Gaison
Ben Hendy
Jamel King
Richard Maires
Matt Martinez
Luke Matthews
Trevor Moss
Caleb Schlauderaff
Sean Sellwood
Derrick Shelby
Tevita Stevens
Justin Taplin-Ross
Zane Taylor
Benjamin Vroman
Chaz Walker
Jaysen Williams
Mike Wright

INFORMATION

HERE'S UTAH

2023 OUTLOOK

PLAYER BIOS

COACHES & STAFF

SERIES HISTORY

2022 IN REVIEW

BOWL HISTORY

RECORD BOOK



Academic All-Conference

INFORMATION

HERES UTAH

2023 OUTLOOK

PLAYER BIOS

COACHES & STAFF

SERIES HISTORY

2022 IN REVIEW

BOWL HISTORY

RECORD BOOK

2010

Brian Blechen
John Cullen
David Fagergren
Sean Fitzgerald
Patrick Greene
Joe Kruger
Nick Marsh
Matt Martinez
Luke Matthews
Dallin Rogers
Caleb Schlauderaff
Sean Sellwood
Derrick Shelby
Tevita Stevens
Zane Taylor
Westlee Tonga
Michael Walker
Tyler Whittingham

PAC-12 CONFERENCE

2011

First Team
Luke Matthews, WR
Tevita Stevens, OL
Derrick Shelby, DL
J.J. Williams, LB
Sean Sellwood, P

Second Team
Matt Martinez, LB

Honorable Mention

Dres Anderson
Greg Bird
Brian Blechen
Mike Honeycutt
Nick Marsh
Thretton Palamo
Dallin Rogers
Kenneth Scott

2012

First Team
Luke Matthews, WR
Tevita Stevens, OL
Dave Fagergren, LB
Brian Blechen, DB
Eric Rowe, DB

Second Team

Nate Fakahafu, DL
V.J. Fehoko, LB
Charles Henderson, DB
Sean Sellwood, P

Honorable Mention

Dres Anderson
Viliseni Fauonuku
Patrick Greene
Nick Marsh
Luke Matthews
Dallin Rogers

2013

First Team
Marc Pouvave, OL
V.J. Fehoko, LB

Second Team

Sean Fitzgerald, WR
Mike Honeycutt, DB
Honorable Mention
Eric Rowe
Jason Whittingham
Dres Anderson
Bubba Poole
Jeremiah Poutasi
Travis Wilson
Delshawn McClellon
Jared Norris
Kelvin York
Anthony Denham
Lucky Radley
Hunter Dimick
Jacoby Hale

2014

First Team
Devontae Booker, RB

Second Team
Hunter Dimick, DL
Marcus Sanders-Williams, LB
Brian Blechen, DB
Eric Rowe, DB
Chase Dominguez, ST

Honorable Mention

Brian Allen
Dres Anderson
Evan Eggiman
Siale Fakailoatonga
Jacoby Hale
Sese Ianu
Delshawn McClellon
Filipo Mokofisi
Jared Norris
Andy Phillips
Bubba Poole
Marc Pouvave
Junior Salt
Pita Taumoepeau
Salesi Uhatafe
Chris Van Orden
Travis Wilson

2015

First Team
Hunter Dimick, DL
Marcus Williams, DB
Chase Dominguez, ST

Honorable Mention

Evan Eggiman
Ken Hampel
Chase Hansen
Harrison Handley
Casey Hughes
Nick Nowakowski
Andy Phillips
Marcus Sanders-Williams
Sharrieff Shah Jr.
Alex Whittingham
Travis Wilson
Kenric Young

2016

First Team
Hunter Dimick, DL
Marcus Williams, DB
Andy Phillips, PK

Second Team

Chase Dominguez, ST
Ken Hampel, TE
Nick Nowakowski, OL

Honorable Mention

Philip Afia
Tyson Cisrow
Christian Drews
Mackay Dunn
Evan Eggiman
Jordan Fogal
Harrison Handley
Hayes Hicken
Boobie Hobbs
Casey Hughes
Evan Moeai
Darrin Paulo
Sharrieff Shah
Alex Whittingham

2017

First Team
Terrell Burgess, DB
Johnny Capra, OL
Harrison Handley, TE
Nick Heninger, DL
Pita Tonga, DL
Mitch Wishnowsky, P

Second Team

Connor Haller, ST
Darrin Paulo, OL
Demari Simpkins, WR

Honorable Mention

Julian Blackmon
Devonta'e Henry-Cole
Hayes Hicken
Casey Hughes
Tyler Huntley
Jake Jackson
Troy Williams
Alex Whittingham

2018

First Team
Britain Covey, WR
Nick Heninger, DL
Jaylon Johnson, DB

Second Team

Terrell Burgess, DB
Mitch Wishnowsky, P
Connor Haller, ST

Honorable Mention

Jordan Agasiva
Marquise Blair
Nick Ford
Javelin Guidry
Tyler Huntley
Jake Jackson
Josh Nurse
Darrin Paulo
John Penisini
Hauati Pututau
Jason Shelley
Demari Simpkins
Mika Tafua
Mason Woodward

2019

Britain Covey
Jaylon Johnson
Stone Azarcon
London Bartholomew
Braeden Daniels
Solomon Enis
Cole Fotheringham
R.J. Hubert
Drew Lisk
Paul Maile
Keegan Markgraf
Terrell Perriman
Fua Pututau
Thomas Yassmin

2020

Faysal Aden
Stone Azarcon
London Bartholomew
Jake Bentley
Maxwell Cotton
Britain Covey
Braeden Daniels
Solomon Enis
Cole Fotheringham
Cameron Gardner
Dakota Hansen
R.J. Hubert
Falcon Kaumatule
Blake Kuithe
Sataoa Laumea
Ben Lennon
Drew Lisk
Hunter Lotulele
Joe Ludwig
Sebastian Macaluso
Johnny Maea
Paul Maile

Shintaro Mann
Jared March
Keegan Markgraf
Max Miner
Simi Moala
Eli Morrow
Jordan Noyes
Taniela Pututau
Noah Rodriguez-Trammell
Skyler Southam
Miki Suguturaga
Marist Talavou
Devaughn Vele
Charlie Vincent
Thomas Yassmin

2021

Faysal Aden
Stone Azarcon
Bryson Barnes
Xavier Carlton
Makai Cope
Britain Covey
Jonah Elliss
Solomon Enis
Cole Fotheringham
RJ Hubert
Ja'Quinden Jackson
Falcon Kaumatule
Jaren Kump
Sataoa Laumea
Taka Lautaha
Hunter Lotulelei
Joe Ludwig
Johnny Maea
Paul Maile
Keegan Markgraf
Gavin Nawahine
Jordan Noyes
Connor O'Toole
Simote Pepa
Taniela Pututau
Karene Reid
Trey Reynolds
Darrien Stewart
Miki Suguturaga
Junior Tafuna
Marist Talavou
Charlie Vincent
Thomas Yassmin



Academic All-Conference

2022

Faysal Aden
 Stone Azarcon
 Bryson Barnes
 Lander Barton
 Noah Bennee
 Luke Bottari
 Ethan Calvert
 Makai Cope
 Kolinu'u Faaiu
 JT Greep
 Nick Howe
 R.J. Hubert
 Ja'Quinden Jackson
 Falcon Kaumatule
 Tyler Knaak
 Masaki Kudo
 Jaren Kump
 Hunter Lotulelei
 Paul Maile
 Justin Medlock
 Landon Morris

Jordan Noyes
 Connor O'Toole
 Taniela Pututau
 Karene Reid
 Darrien "Bleu" Stewart
 Miki Suguturaga
 Isaac Vaha
 Devaughn Vele
 Charlie Vincent
 Michael Williams
 Zereoue Williams



Head coach Kyle Whittingham, members of his staff and the Utah Football Class of 2023 gathered outside the Burbidge Jr. Family Athletics Academic Center following graduation.

INFORMATION

HERE'S UTAH

2023 OUTLOOK

PLAYER BIOS

COACHES & STAFF

SERIES HISTORY

2022 IN REVIEW

BOWL HISTORY

RECORD BOOK



Players of the Week

WESTERN ATHLETIC CONFERENCE

1980

Nov. 8	Ricky Hardin	Off.	New Mexico
--------	--------------	------	------------

1981

Sept. 26	Del Rodgers	Off.	Northwestern
Oct. 24	Bob Leggins	Def.	UNLV
Oct. 31	Bill Gompf	Def.	San Diego State
Nov. 14	Del Rodgers	Off.	Wyoming

1982

Sept. 4	Carl Monroe	Off.	Montana State
Sept. 18	Lonnie Lawson	Def.	Texas
Nov. 6	Mark Blosch	Def.	Utah State
Nov. 20	Carl Monroe	Off.	BYU

1983

Sept. 24	Jeff Reyes	Def.	Hawaii
Oct. 15	Mark Stevens	Off.	Wyoming
Oct. 22	Mark Blosch	Def.	Air Force
Nov. 5	Mark Stevens	Off.	Cal St. Fullerton

1984

Sept. 8	Erroll Tucker	Def.	Washington State
Oct. 27	Eddie Johnson	Off.	UTEP

1985

Sept. 23	Clarence Fields	Def.	Washington State
Sept. 30	Kevin Polston	Def.	UTEP
Oct. 21	Erroll Tucker	Def.	San Diego State
Nov. 4	Erroll Tucker	Def.	Utah State

1986

Nov. 8	Lance Wingert	Def.	Colorado State
--------	---------------	------	----------------

1987

Sept. 19	Eric Jacobsen	Def.	Wisconsin
----------	---------------	------	-----------

1988

Oct. 15	Scott Mitchell	Off.	Air Force
Nov. 5	Lavon Edwards	Def.	Colorado State
Nov. 19	Eddie Johnson	Off.	BYU

1989

Sept. 9	Dennis Smith	Off.	Utah State
Oct. 7	Scott Mitchell	Off.	UTEP

1990

Sept. 1	Anthony Davis	Def.	Utah State
Sept. 8	Anthony Davis	Def.	Minnesota

1991

Aug. 31	Jimmy Bellamy	Def.	Utah State
Sept. 7	Sharrieff Shah	Def.	Oregon State
Sept. 21	Todd Lawson	Def.	Oregon
Oct. 12	Kevin Williams	Off.	Wyoming

1992

Sept. 12	Pita Tonga	Def.	Utah State
Sept. 26	Frank Dolce	Off.	Oregon State
Oct. 31	Luther Elliss	Def.	Air Force

1993

Oct. 16	Jamal Anderson	Off.	UTEP
Oct. 23	Ernest Boyd	Def.	Colorado State

1994

Oct. 8	Mike McCoy	Off.	San Diego State
	Bronzell Miller	Def.	
Oct. 22	Harold Lusk	Def.	Colorado State
Nov. 19	Ernest Boyd	Def.	BYU

1995

Sept. 4	Dan Pulsipher	ST	Oregon
Sept. 25	Harold Lusk	Def.	Fresno State
Oct. 2	Dan Pulsipher	ST	UTEP
Oct. 23	Kevin Dyson	Off.	Air Force
Oct. 30	Dan Pulsipher	ST	Utah State
Nov. 20	Mike Fouts	Off.	BYU

1996 (MOUNTAIN DIVISION)

Sept. 16	Mike Fouts	Off.	SMU
Sept. 30	Mike Fouts	Off.	Kansas
Oct. 27	Juan Johnson	Off.	Tulsa

1997 (MOUNTAIN DIVISION)

Sept. 1	Phil Glover	Def.	Utah State
Sept. 8	Phil Glover	Def.	Louisville
Oct. 27	Kevin Dyson	ST	New Mexico

1998 (PACIFIC DIVISION)

Sept. 7	Kautai Olevao	Def.	Utah State
Sept. 14	Andre Dyson	Def.	Louisville
Sept. 21	Jerome Anderson	Off.	Hawaii
	Daniel Jones	ST	
Nov. 2	Patrick Dyson	ST	San Jose State



Dave Revill earned Mountain West Defensive Player of the Week honors three times from 2002-03.

MOUNTAIN WEST CONFERENCE

1999

Sept. 20	Jay Hill	Def.	Utah State
Oct. 18	Kimball Christianson	Def.	Air Force
	Steve Smith	ST	
Oct. 25	Darnell Arceneaux	Off.	San Diego State
Nov. 15	Steve Smith	ST	New Mexico
Nov. 22	Kautai Olevao	Def.	BYU

2000

Sept. 11	Andre Dyson	Def.	California
Sept. 25	Patrick Dyson	ST	Air Force
Nov. 11	Andy Bowers	Def.	Wyoming

2001

Sept. 3	Antwoine Sanders	Def.	Utah State
Oct. 1	Dameon Hunter	Off.	New Mexico
Dec. 3	Dameon Hunter	Off.	Air Force

2002

Sept. 9	Marty Johnson	Off.	Indiana
	Bryan Borreson	ST	
Sept. 16	Jason Kaufusi	Def.	Arizona
Sept. 23	Dave Revill	Def.	Michigan
Nov. 18	Brandon Warfield	Off.	Wyoming
Nov. 25	Brandon Warfield	Off.	BYU

2003

Sept. 1	Brandon Warfield	Off.	Utah State
Sept. 8	Brandon Warfield	Off.	Texas A&M
Sept. 29	Dave Revill	Def.	Colorado State
Oct. 6	Alex Smith	Off.	Oregon
	Josh Savage	Def.	
Oct. 13	Alex Smith	Off.	San Diego State
Oct. 27	Bo Nagahi	ST	New Mexico
Nov. 3	Dave Revill	Def.	Air Force
Nov. 17	Alex Smith	Off.	Wyoming
Nov. 24	Bryan Borreso	ST	BYU

2004

Sept. 6	Alex Smith	Off.	Texas A&M
Sept. 27	Alex Smith	Off.	Air Force
	Ryan Smith	Def.	
Oct. 18	Alex Smith	Off.	North Carolina
Nov. 1	Alex Smith	Off.	San Diego State
Nov. 8	Alex Smith	Off.	Colorado State
	Morgan Scalley	Def.	
Nov. 15	Alex Smith	Off.	Wyoming
Nov. 22	Steve Savoy	Off.	BYU

2005

Sept. 6	Eric Weddle	Def.	Arizona
	Dan Beardall	ST	
Sept. 26	Casey Evans	Def.	Air Force
Oct. 24	Eugene Oates	Def.	UNLV
Nov. 7	Brian Johnson	Off.	Wyoming
	Eric Weddle	Def.	
	Dan Beardall	ST	
Nov. 20	Brett Ratliff	Off.	BYU
	Casey Evans	Def.	

INFORMATION

HERE'S UTAH

2023 OUTLOOK

PLAYER BIOS

COACHES & STAFF

SERIES HISTORY

2022 IN REVIEW

BOWL HISTORY

RECORD BOOK

Players of the Week

2006

Sept. 4	Louie Sakoda	ST	UCLA
Sept. 25	Eric Weddle	Def.	San Diego State
Oct. 9	Louie Sakoda	ST	TCU
Oct. 30	Brett Ratliff	Off.	UNLV
Nov. 20	Joe Jianonni	Def.	Air Force
	Louie Sakoda	ST	

2007

Sept. 17	Darrell Mack	Off.	UCLA
	Robert Johnson	Def.	
	Louie Sakoda	ST	
Oct. 1	Derrek Richards	ST	Utah State
Oct. 8	Louie Sakoda	ST	Louisville
Oct. 15	Louie Sakoda	ST	San Diego State
Oct. 22	Louie Sakoda	ST	TCU
Oct. 29	Steve Tate	Def.	Colorado State

2008

Sept. 1	Brian Johnson	Off.	Michigan
	Louie Sakoda	ST	
Sept. 22	Darrell Mack	Off.	Air Force
Sept. 29	Louie Sakoda	ST	Weber State
Oct. 6	Mike Wright	Def.	Oregon State
	Louie Sakoda	ST	
Nov. 3	Louie Sakoda	ST	New Mexico
Nov. 10	Brian Johnson	Off.	TCU
Nov. 17	Deshawn Richard	Def.	San Diego State
Nov. 22	Brian Johnson	Off.	BYU
	Paul Kruger	Def.	
	Louie Sakoda	ST	

2009

Oct. 12	Robert Johnson	Def.	Colorado State
Oct. 26	Sean Sellwood	ST	Air Force
Nov. 2	Eddie Wide	Off.	Wyoming
	Koa Misi	Def.	
Nov. 23	Joe Dale	Def.	San Diego State
Nov. 30	Joe Phillips	ST	BYU

2010

Sept. 6	DeVonte Christopher	Off.	Pittsburgh
	Brian Blechen	Def.	
Sept. 13	Shaky Smithson	ST	UNLV
Sept. 20	Lamar Chapman	Def.	New Mexico
	Shaky Smithson	ST	
Oct. 11	Jordan Wynn	Off.	Iowa State
	Shaky Smithson	ST	
Oct. 25	Jordan Wynn	Off.	Colorado State
Nov. 1	Brian Blechen	Def.	Air Force
Nov. 22	Joe Phillips	ST	San Diego State
Nov. 29	Brian Blechen	Def.	BYU
	Brandon Burton	ST	



Hunter Dimick earned Pac-12 Defensive Player of the Week honors on Nov. 14, 2016 after recording a school-record five sacks against Arizona State.

PAC-12 CONFERENCE

2011

Sept. 19	Trevor Reilly	Def.	BYU
Oct. 17	Derrick Shelby	Def.	Pittsburgh
	Coleman Petersen	ST	
Nov. 7	Sean Sellwood	ST	Arizona
Nov. 21	Coleman Petersen	ST	Washington State

2012

Sept. 17	Tom Hackett	ST	BYU
Oct. 29	Reggie Dunn	ST	California
Nov. 5	Reggie Dunn	ST	Washington State

2013

Sept. 23	Travis Wilson	Off.	BYU
Oct. 14	Andy Phillips	ST	Stanford

2014

Sept. 1	Kaelin Clay	ST	Idaho State
Sept. 22	Gionni Paul	Def.	Michigan
	Andy Phillips	ST	
Oct. 6	Nate Orchard	Def.	UCLA
Oct. 20	Andy Phillips	ST	Oregon State
Nov. 17	Nate Orchard	Def.	Stanford
Dec. 1	Tom Hackett	ST	Colorado

2015

Sept. 8	Justin Thomas	Def.	Michigan
Sept. 14	Gionni Paul	Def.	Utah State
Sept. 21	Cory Butler-Byrd	ST	Fresno State
Sept. 28	Travis Wilson	Off.	Oregon
	Tom Hackett	ST	
Oct. 12	Devontae Booker	Off.	California
	Tom Hackett	ST	
Nov. 9	Gionni Paul	Def.	Washington

2016

Sept. 5	Mitch Wishnowsky	ST	Southern Utah
Sept. 12	Sunia Tauteoli	Def.	BYU
Oct. 24	Joe Williams	Off.	UCLA
Nov. 14	Hunter Dimick	Def.	Arizona State
Nov. 21	Mitch Wishnowsky	ST	Oregon

2017

Oct. 16	Mitch Wishnowsky	ST	USC
---------	------------------	----	-----

2018

Sept. 10	Chase Hansen	Def.	Northern Illinois
Oct. 8	Jaylon Johnson	Def.	Stanford
	Matt Gay	ST	
Oct. 15	Mitch Wishnowsky	ST	Arizona
Oct. 22	Tyler Huntley	Off.	USC
	Chase Hansen	Def.	
	Matt Gay	ST	
Nov. 12	Matt Gay	ST	Oregon
Nov. 19	Matt Gay	ST	Colorado

2019

Sept. 3	Francis Bernard	Def.	BYU
Sept. 30	Tyler Huntley	Off.	Washington State
	Francis Bernard	Def.	
Oct. 21	Bradlee Anae	D/DL	Arizona State
Oct. 28	Leki Fotu	DL	California
Nov. 4	Tyler Huntley	Off.	Washington
	John Penisini	DL	
Nov. 18	Julian Blackmon	Def.	UCLA
	Mika Tafua	DL	
Nov. 25	Bradlee Anae	DL	Arizona
Dec. 2	Brant Kuithe	Off.	Colorado

2020

Dec. 8	Jadon Redding	ST	Oregon State
Dec. 14	Jadon Redding	ST	Colorado
Dec. 21	Nick Ford	OL	Washington State

2021

Sept. 7	Devin Lloyd	Def.	Weber State
Sept. 20	Britain Covey	ST	San Diego State
Sept. 27	Van Fillinger	DL	Washington State
Sept. 27	Karene Reid	FR.	Washington State
Oct. 11	Cameron Rising	Off.	USC
Oct. 11	Kamo'i Latu	FR.	USC
Oct. 18	Cameron Rising	Off.	Arizona State
Oct. 18	Devin Lloyd	Def.	Arizona State
Oct. 18	Nick Ford	OL	Arizona State
Nov. 1	Tavion Thomas	Off.	UCLA
Nov. 1	Nick Ford	OL	UCLA
Nov. 8	Devin Lloyd	Def.	Stanford
Nov. 8	Braeden Daniels	OL	Stanford
Nov. 22	Britain Covey	ST	Oregon
Nov. 22	Junior Tafuna	DL	Oregon

2022

Oct. 3	Clark Phillips III	Def.	Oregon State
Oct. 17	Braeden Daniels	OL	USC
	Cameron Rising	Off.	USC



Notable Numbers

INFORMATION

HERE'S UTAH

2023 OUTLOOK

PLAYER BIOS

COACHES & STAFF

SERIES HISTORY

2022 IN REVIEW

BOWL HISTORY

RECORD BOOK



No. 3, Brian Johnson, QB

- 0** Devin Lloyd, LB

- 1** Kevin Dyson, WR
Jeff Griffin, DB
Tyler Huntley, QB
Jaylon Johnson, DB
Brice McCain, DB
Clark Phillips III, CB
Shaky Smithson, WR/RS
Bob Summerhays, FB

- 2** Zack Moss, RB
Bill Swan, QB
Erroll Tucker, DB/RS

- 3** Ernest Boyd, DB
Brian Johnson, QB
Wally Nalder, G

- 4** Kareem Leary, DB
Antwoine Sanders, DB
Sean Smith, DB

- 5** Dave Cunningham, QB
Andre Guardi, PK
Lonnie Lawson, DB

- 6** Bradlee Anae, DL
Chris Fuamatu-Ma'afala, RB
Steve Savoy, WR
Carlos Soffe, E

- 7** Phil Glover, LB
Cameron Rising, QB
Steve Smith, WR

- 8** Kaelin Clay, WR/RS
Harold Lusk, DB
Ben Moa, TE
Nate Orchard, DE

- 9** Henry Lusk, TE/SB
Trevor Reilly, DL
Tavion Thomas, RB
Spencer Toone, LB

- 10** Scooter Longmire, QB
Mike McCoy, QB
Tom McNamara, PK
Paul Snow, HB
Stevenson Sylvester, LB

- 11** "Pokey" Allen, QB
Lee Grosscup, QB
Carl Harry, WR
Paul Kruger, DL
Izzy Spector, HB
Alex Smith, QB
Lewis Walker, RB

- 12** Dave Dungan, QB
Mark Stevens, QB

- 13** Gil Alvarez, PK
Bruce Balkan, E
Francis Bernard, LB
Gionni Paul, LB

- 14** Tom Dublinski, QB
Reggie Dunn, WR
Steve Marshall, DB

- 15** Gary Hertzfeldt, QB

- 16** David Reed, WR
Scott Robbins, DB

- 17** Robert Johnson, DB
Don Rydalch, QB

- 18** Britain Covey, RS
Curtis Marsh, WR

- 19** Ernest Baldwin, C
Scott Mitchell, QB
Rick Partridge, P
Bryan Rowley, WR
Don Van Galder, QB

- 20** Lander Barton, LB
Clarence Lawson, DB
Marcus Williams, DB
Luke Pappas, T

- 21** Andre Dyson, DB
Dan Marrelli, PK
Tony Reed, DB
Stuart Vaughn, HB

- 22** Mike Anderson, RB
Frank Branham, DB
LaVon Edwards, DB
Chase Hansen, LB
Ty Jordan, RB
Tony Lindsay, RB
Aaron Lowe, DB

- 23** Julian Blackmon, DB
Devontae Booker, RB
Sean Knox, DB
Loren Richey, WR

- 24** Eric Jacobsen, DB
Bernard McGarry, T


- 25** Ron Coleman, RB
Carl Monroe, RB
Steve Odom, RS
Morgan Scalley, DB

- 26** Paul Bolden, E
Louis Mele, HB

- 27** Max Pierce, HB
Tally Stevens, E

- 28** Floyd Spendlove, T
Steve Tate, DB

- 30** Cody Barton, LB
Frank Nelson, FB
Don Peterson, HB
Karl Schleckman, T



No. 11, Alex Smith, QB

- 32** Jamal Anderson, RB
Eddie Johnson, RB
Eric Weddle, DB

- 33** Bill Angelos, G
Monk Bailey, FB
Tom Hackett, P
Del Rodgers, RB
Mitch Wishnowsky, P

- 34** Sam Baldwin, RB

- 35** Robert Love, DB
Louie Sakoda, PK/P


- 36** George Bean, FB
Merrill Douglas, FB
Allen Jacobs, FB
Eddie Wide, RB

- 39** Andy Phillips, K
Joe Phillips, K

- 41** Koa Misi, DE
Larry Wilson, HB

- 42** Charlie Smith, TB

- 43** Anthony Davis, LB
Kautai Olevao, LB
Jack Steptoe, RS
Norm Thompson, DB



No. 32, Jamal Anderson, RB

Notable Numbers



- 44** Jerry Overton, HB
Craig Smith, P
Josh Savage, DE

- 45** Jack Cross, FB
Bernard Hafen, E
Herb Nakkan, HB

- 46** Filipo Mokofisi Sr., DE

- 47** Frank Christensen, FB
Fred Graves, SE
Cannon Parkinson, QB

- 48** Dan Beardall, PK

- 49** Hunter Dimick, DL
Ray Geary, G

- 50** Pat McKissick, C
Larry Stone, LB

- 52** Chuck Johanson, C

- 54** Sheldon Deckart, LB
John Urses, C

- 55** Nick Ford, OL
Ed Pine, C
Mark Rexford, LB

- 56** Tom Krebs, OG
Lance Scott, C

- 57** Weston Gardner, LB

- 58** John Huddleston, LB
Junior Tafuna, DT

- 59** Jimmy Bellamy, DL
Chad Folk, C
Doug Kaufusi, OL

- 60** Mark Blosch, LB
Bill Gompf, LB
Jack Johnson, T
Charles Kalani, G

- 61** Peter Owens, NG

- 63** Garrett Smith, DL

- 64** Dean Miraldi, OG
Lynn Stiles, G

- 65** Manny Fernandez, DT
Chester Franklin, G
Wayne Jones, OG

- 66** Robert Conley, OG

- 68** Zane Beadles, OT
Norm Chow, OG
Jim Durrant, OG
Daryl Haley, OG
Chris Kemoatu, OG
Bill Powers, OG

- 69** Jordan Gross, OT
Tony Polychronis, OG
Ray Westort, OG

- 70** Jackson Barton, OL
Tony Bergstrom, OL
Danny Davis, OG
James Hansen, OT
Bob Peterson, OT

- 71** Larry Amizch, T
Mel Carpenter, OT
Braeden Daniels, OL

- 72** Garrett Bolles, OL
Gary Keller, DT
Kevin Reach, OG
Pete Reihlman, T
Caleb Schlauderaff, OG
John Stipech, DT

- 73** Gordon Jolley, DT
Jeff Lyall, DE

- 75** Don Henderson, T

- 74** Anthony Brown, OT
Dave Cullity, OT
Bob Fratto, DT

- 76** Jack Campbell, OT
Ralph Orson, OL
Luis Park, OL
Carlton Walker, OG

- 77** Dave Costa, T
Jim Dublinski, T
Gregg Kent, T
Darrin Paulo, OT
Zane Taylor, OT

- 78** Norm McBride, DE
Tavo Tupola, OL

- 79** Jordan Agasiva, OL
Jesse Boone, OL
Evert Jones, T
Ken Peterson, T
Ron Rydalch, DT

- 80** Danny Huey, WR
Roy Jefferson, E
Daniel Jones, WR
Brant Kuithe, TE
Craig McEwen, UB
Robert Morris, E
Dale Nosworthy, TE
Bob Pritchett, DE
Dennis Smith, TE

- 81** Marv Bateman, K/P


- 82** Jerry Liston, E
Paris Warren, WR

- 83** Jonah Ellis, DE
Luther Ellis, DL
Steve Folsom, TE
George Seifert, E

- 84** Dick Graham, SE
Speedy Thomas, SE

- 86** Jason Kaufusi, DL
Dalton Kincaid, TE
Gary Kerl, DE

- 87** Marv Fleming, E
Orville Nellestein, E
Thomas Yassmin, TE



No. 83, George Seifert, E

- 89** Dick Bubak, E

- 90** Mike Butera, TE
Fleming Jensen, PK
Sione Po'uha, DT
Jeff Reyes, DE
Derrick Shelby, DE

- 92** Star Lotulelei, DT

- 93** Martail Burnett, DE
John Frank, DE
Lowell Lotulelei, DT

- 94** Christian Cox, DE
Steve Fifita, DT

- 97** Matt Gay, K
Jadon Redding, PK

- 98** Kelly Talavou, DT

- 99** Steve Clark, DT
Leki Fotu, DL



No. 72, Garrett Bolles, OL

INFORMATION

HERES UTAH

2023 OUTLOOK

PLAYER BIOS

COACHES & STAFF

SERIES HISTORY

2022 IN REVIEW

BOWL HISTORY

RECORD BOOK



NFL Draft Picks - By Round

FIRST ROUND

1959	Lee Grosscup, No. 10 (N.Y. Giants)
1971	Norm Thompson, No. 17 (St. Louis)
1995	Luther Elliss, No. 20 (Detroit)
1998	Kevin Dyson, No. 16 (Tennessee)
2003	Jordan Gross, No. 8 (Carolina)
2005	Alex Smith, No. 1 (San Francisco)
2013	Star Lotulelei, No. 14 (Carolina)
2017	Garett Bolles, No. 20 (Denver)
2022	Devin Lloyd, No. 27 (Jacksonville)
2023	Dalton Kincaid, No. 25 (Buffalo)

SECOND ROUND

1962	Ed Pine (San Francisco)
1965	Roy Jefferson (Pittsburgh)
1981	Dean Miraldi (Philadelphia)
1982	Darryl Haley (New England)
2001	Andre Dyson (Tennessee)
2006	Eric Weddle (San Diego)
2009	Paul Kruger (Baltimore)
2009	Sean Smith (Miami)
2010	Zane Beadles (Denver)
2010	Koa Misi (Miami)
2015	Eric Rowe (Philadelphia)
2015	Nate Orchard (Cleveland)
2017	Marcus Williams (New Orleans)
2019	Marquise Blair (Seattle)
2020	Jaylon Johnson (Chicago)

THIRD ROUND

1963	Dave Costa (Oakland)
1969	Louis "Speedy" Thomas (Cincinnati)
1973	Marv Bateman (Dallas)
1981	Jeff Griffin (St. Louis)
1982	Del Rodgers (Green Bay)
2001	Steve Smith (Carolina)
2002	Cliff Russell (Washington)
2005	Sione Pouha (New York Jets)
2012	Tony Bergstrom (Oakland)
2015	Jeremiah Poutasi (Tennessee)
2019	Cody Barton (Seattle)
2020	Julian Blackmon (Indianapolis)
2020	Zack Moss (Buffalo)
2020	Terrell Burgess (Los Angeles Rams)

FOURTH ROUND

1944	George Betteridge (Detroit)
1949	Bob Summerhays (Green Bay)
1968	Charlie Smith (Oakland)
1969	Norman McBride (Miami)
1990	Scott Mitchell (Miami)
1994	Kurt Haws (Washington)
2002	Ed Ta'amu (Minnesota)
2007	Paul Soliai (Miami)
2014	Keith McGill (Oakland)
2016	Devontae Booker (Denver)
2017	Joe Williams (San Francisco)
2019	Mitch Wishnowsky (San Francisco)
2020	Leki Fotu (Arizona)
2023	Braeden Daniels (Washington)

2023 Clark Phillips III (Atlanta)

FIFTH ROUND

1946	Gay Adelt (Washington)
1956	Herb Nakken (Los Angeles)
1967	Richard Tate (Green Bay)
1974	Steve Odom (Green Bay)
1984	Andy Parker (L.A. Raiders)
1986	Erroll Tucker (Pittsburgh)
1995	Lance Scott (Arizona)
2010	Robert Johnson (Tennessee)
2010	David Reed (Baltimore)
2010	Stevenson Sylvester (Pittsburgh)
2011	Brandon Burton (Minnesota)
2017	Isaac Asiata (Miami)
2017	Brian Allen (Pittsburgh)
2017	J.J. Dielman (Cincinnati)
2019	Matt Gay (Tampa Bay)
2020	Bradlee Anae (Dallas)

SIXTH ROUND

1938	Karl Schleckman (Detroit)
1939	Bernie McGarry (Cleveland Rams)
1958	Merrill Douglas (Chicago)
1982	Jack Campbell (Seattle)
1998	Chris Fuamatu-Ma'afala (Pittsburgh)
2000	John Frank (Philadelphia)
2000	Mike Anderson (Denver)
2003	Lauvale Sape (Buffalo)

2005	Chris Kemoeatu (Pittsburgh)
2009	Brice McCain (Houston)
2011	Caleb Schlauderaff (Green Bay)
2015	Kaelin Clay (Tampa Bay)
2017	Sam Tevi (San Diego)
2017	Pita Taumoepeu (San Francisco)
2018	Kylie Fitts (Chicago)
2020	John Penisini (Detroit)

SEVENTH ROUND

1952	Wes Gardner (Detroit)
1954	Jack Cross (Detroit)
1960	Larry Wilson (St. Louis)
1965	Gregg Kent (Oakland)
1965	Frank Roy (St. Louis)
1994	Jamal Anderson (Atlanta)
1995	Curtis Marsh (Jacksonville)
1995	Bronzell Miller (St. Louis)
1996	Henry Lusk (New Orleans)
1999	Phil Glover (Tennessee)
2000	Richard Seals (New York Jets)
2003	Antwoine Sanders (Baltimore)
2005	Jonathan Fanene (Cincinnati)
2005	Paris Warren (Tampa Bay)
2006	Quinton Ganther (Tennessee)
2006	Spencer Toone (Tennessee)
2007	Freddie Brown (Cincinnati)
2010	R.J. Stanford (Carolina)
2013	Joe Kruger (Philadelphia)



Safety Eric Weddle was a second-round draft pick by the San Diego Chargers in 2006. The six-time Pro Bowl selection also played for the Ravens and won the Super Bowl with the Rams in 2021.

NFL Draft Picks - By Round



Defensive tackle Star Lotulelei was taken as the No. 14 overall pick in the 2013 NFL Draft and played the next five years for the Carolina Panthers. He played for the Buffalo Bills the last three seasons.

- 2014 Trevor Reilly (New York Jets)
- 2019 Jackson Barton (Indianapolis)

EIGHTH ROUND

- 1942 Floyd Spendlove (Pittsburgh)
- 1952 Tom Dublinski (Detroit)
- 1973 Bob Peterson (New Orleans)
- 1974 Ron Rydalch (N.Y. Jets)
- 1979 Rick Partridge (Green Bay)
- 1986 Filipino Mokofisi (New Orleans)

NINTH ROUND

- 1939 Paul McDonough (Pittsburgh Pirates)
- 1940 Luke Pappas (St. Louis)
- 1982 Steve Clark (Miami)

TENTH ROUND

- 1940 Tom Pace (Chicago)
- 1964 Allen Jacobs (Green Bay)
- 1968 Jerome Lawson (Buffalo)
- 1968 Jack Gehrke (Kansas City)
- 1980 Lewis Walker (Washington)
- 1981 Steve Folsom (Miami)
- 1982 Wayne Jones (Miami)

ELEVENTH ROUND

- 1963 Marv Fleming (Green Bay)
- 1969 Gary Kerl (St. Louis)
- 1975 Ike Spencer (Minnesota)
- 1992 Anthony Davis (Houston)

TWELFTH ROUND

- 1966 John Stipech (Washington)
- 1968 Bob Trumpy (Cincinnati)

THIRTEENTH ROUND

- 1946 Reed Nostrum (Chicago)
- 1953 Ray Westort (Philadelphia)
- 1955 Don Henderson (Detroit)
- 1970 Dave Smith (Green Bay)
- 1974 Gary Keller (Minnesota)
- 1975 Willie Armstead (Cleveland)

FOURTEENTH ROUND

- 1940 Pete Bogden (Los Angeles)
- 1961 Ken Peterson (Minnesota)
- 1965 Frank Andruski (San Francisco)
- 1970 Ray Groth (St. Louis)
- 1974 Don Van Galder (Washington)

FIFTEENTH ROUND

- 1942 Mac Speedie (Detroit)

- 1946 Stan Stapley (New York Giants)
- 1963 Jerry Overton (Dallas)
- 1967 Robert Woodson (Oakland)

SIXTEENTH ROUND

- 1954 Charlie Grant (Philadelphia)
- 1964 Andrew Ireland (Green Bay)
- 1971 Billy Hunter (Buffalo)
- 1972 Gordon Longmire (Dallas)
- 1976 John Huddleston (Denver)

SEVENTEENTH ROUND

- 1953 George Bean (Cleveland)
- 1961 Terry Nofsinger (Pittsburgh)
- 1971 Gordon Jolley (Detroit)

EIGHTEENTH ROUND

- 1943 Bert Davis (Los Angeles)
- 1960 Tony Polychronis (N.Y. Giants)

NINETEENTH ROUND

- 1946 Lawrence Mauss (Philadelphia)
- 1948 Barney Hafen (Detroit)
- 1954 Don Rydalch (Pittsburgh)

TWENTIETH ROUND

- 1948 Frank Nelson (Boston Yanks)
- 1950 Joe Tangaro (N.Y. Giants)
- 1954 Jim Durrant (Detroit)

21ST ROUND

- 1953 Jim Dublinski (Washington)
- 1958 Everett Jones (Pittsburgh)

22ND ROUND

- 1948 Tally Stevens (Pittsburgh)
- 1949 Gil Tobler (Detroit)

23RD ROUND

- 1951 Dave Cunningham (Yanks)
- 1958 Larry Fields (San Francisco)

24TH ROUND

- 1955 Max Pierce (St. Louis)

26TH ROUND

- 1956 Jack Kammerman (Cleveland)

27TH ROUND

- 1944 Nick Pappas (Washington)

30TH ROUND

- 1946 Tom Panos (Detroit)
- 1947 Ralph Olsen (Green Bay)

31ST ROUND

- 1945 Bill Broderick (New York Giants)

32ND ROUND

- 1943 Woody Peterson (Chicago)



NFL Draft Picks - By Team

INFORMATION

HERE'S UTAH

2023 OUTLOOK

PLAYER BIOS

COACHES & STAFF

SERIES HISTORY

2022 IN REVIEW

BOWL HISTORY

RECORD BOOK

ARIZONA/CHICAGO/ST. LOUIS CARDINALS

1940	Luke Pappas, 9th Round
1955	Max Pierce, 24th Round
1960	Larry Wilson, 7th Round
1965	Frank Roy, 7th Round
1969	Gary Kerl, 11th Round
1970	Ray Groth, 14th Round
1971	Norm Thompson, 1st Round, No. 17
1981	Jeff Griffin, 3rd Round
1995	Lance Scott, 5th Round
2020	Leki Fotu, 4th Round

ATLANTA FALCONS

1994	Jamal Anderson, 7th Round
2023	Clark Phillips III, 4th Round

BALTIMORE RAVENS

2003	Antwoine Sanders, 7th Round
2009	Paul Kruger, 2nd Round
2010	David Reed, 5th Round

BOSTON/NEW YORK YANKS

1948	Frank Nelson, 20th Round
1951	Dave Cunningham, 23rd Round

BUFFALO BILLS

1968	Jerome Lawson, 10th Round
1971	Billy Hunter, 16th Round
2003	Lauvale Sape, 6th Round
2020	Zack Moss, 3rd Round
2023	Dalton Kincaid, 1st Round, No. 25

CAROLINA PANTHERS

2001	Steve Smith, 3rd Round
2003	Jordan Gross, 1st Round, No. 8

2010	R.J. Stanford, 7th Round
2013	Star Lotulelei, 1st Round, No. 14

CHICAGO BEARS

1940	Tom Pace, 10th Round
1943	Woody Peterson, 32nd Round
1946	Reed Nostrum, 13th Round
1958	Merrill Douglas, 6th Round
2018	Kylie Fitts, 6th Round
2020	Jaylon Johnson, 2nd Round

CINCINNATI BENGALS

1968	Bob Trumpy, 12th Round
1969	Louis Thomas, 3rd Round
2005	Jonathan Fanene, 7th Round
2009	Freddie Brown, 7th Round
2017	J.J. Dielman, 5th Round

CLEVELAND BROWNS

1953	George Bean, 17th Round
1956	Jack Kammerman, 26th Round
1975	Willie Armstead, 13th Round
2015	Nate Orchard, 2nd Round

DALLAS COWBOYS

1963	Jerry Overton, 15th Round
1972	Gordon Longmire, 16th Round
1973	Marv Bateman, 3rd Round
2020	Bradlee Anae, 5th Round

DENVER BRONCOS

1976	John Huddleston, 16th Round
2000	Mike Anderson, 6th Round
2010	Zane Beadles, 2nd Round
2016	Devontae Booker, 4th Round
2017	Garett Bolles, 1st Round, No. 20

DETROIT LIONS

1938	Karl Schleckman, 6th Round
1942	Mac Speedie, 15th Round
1944	George Betteridge, 4th Round
1946	Tom Panos, 30th Round
1948	Barney Hafen, 19th Round
1949	Gil Tobler, 22nd Round
1952	Wes Gardner, 7th Round
1952	Tom Dublinski, 8th Round
1954	Jack Cross, 7th Round
1954	Jim Durrant, 20th Round
1955	Don Henderson, 13th Round
1971	Gordon Jolley, 17th Round
1995	Luther Elliss, 1st Round, No. 20
2020	John Penisini, 6th Round

GREEN BAY PACKERS

1947	Ralph Olsen, 32nd Round
1949	Bob Summerhays, 4th Round
1963	Marv Fleming, 11th Round
1964	Allen Jacobs, 10th Round
1964	Andrew Ireland, 16th Round
1967	Richard Tate, 5th Round
1970	Dave Smith, 13th Round
1974	Steve Odom, 5th Round
1979	Rick Partridge, 8th Round
1982	Del Rodgers, 3rd Round
2011	Caleb Schlauderaff, 6th Round

HOUSTON TEXANS

2009	Brice McCain, 6th Round
------	-------------------------

INDIANAPOLIS COLTS

2019	Jackson Barton, 7th Round
2020	Julian Blackmon, 3rd Round

JACKSONVILLE JAGUARS

1995	Curtis Marsh, 7th Round
2022	Devin Lloyd, 1st Round, No. 27

KANSAS CITY CHIEFS

1968	Jack Gehrke, 10th Round
------	-------------------------

LOS ANGELES/SAN DIEGO CHARGERS

2006	Eric Weddle, 2nd Round
2017	Sam Tevi, 6th Round

LOS ANGELES/ST. LOUIS/CLEVELAND RAMS

1939	Bernie McGarry, 6th Round
1940	Pete Bogden, 14th Round
1943	Bert Davis, 18th Round
1956	Herb Nakken, 5th Round
1995	Bronzell Miller, 7th Round
2020	Terrell Burgess, 3rd Round

MIAMI DOLPHINS

1969	Norman McBride, 4th Round
1981	Steve Folsom, 10th Round
1982	Steve Clark, 9th Round
1982	Wayne Jones, 10th Round
1990	Scott Mitchell, 4th Round



Linebacker Koa Misi played eight years with the Dolphins after being taken in the second round of the 2010 NFL Draft.



NFL Draft Picks - By Team



Defensive back Jaylon Johnson was a second round draft pick of the Chicago Bears in 2020.

- 2007 Paul Soliai, 4th Round
- 2009 Sean Smith, 2nd Round
- 2010 Koa Misi, 2nd Round
- 2017 Isaac Asiata, 5th Round

MINNESOTA VIKINGS

- 1961 Ken Peterson, 14th Round
- 1974 Gary Keller, 13th Round
- 1975 Ike Spencer, 11th Round
- 2002 Ed Ta'amu, 4th Round
- 2011 Brandon Burton, 5th Round

NEW ENGLAND PATRIOTS

- 1982 Darryl Haley, 2nd Round

NEW ORLEANS SAINTS

- 1973 Bob Peterson, 8th Round
- 1986 Filipino Mokofisi, 8th Round
- 1996 Henry Lusk, 7th Round
- 2017 Marcus Williams, 2nd Round

NEW YORK GIANTS

- 1945 Bill Broderick, 31st Round
- 1946 Stan Stapley, 15th Round
- 1950 Joe Tangaro, 20th Round
- 1959 Lee Grosscup, 1st Round, No. 10
- 1960 Tony Polychronis, 18th Round

NEW YORK JETS

- 1974 Ron Rydalch, 8th Round
- 2000 Richard Seals, 7th Round
- 2005 Sione Pouha, 3rd Round
- 2014 Trevor Reilly, 7th Round

LAS VEGAS/OAKLAND/LOS ANGELES RAIDERS

- 1963 Dave Costa, 3rd Round
- 1965 Gregg Kent, 7th Round
- 1967 Robert Woodson, 15th Round
- 1968 Charlie Smith, 4th Round
- 1984 Andy Parker, 5th Round
- 2012 Tony Bergstrom, 3rd Round
- 2014 Keith McGill, 4th Round

PHILADELPHIA EAGLES

- 1946 Lawrence Mauss, 19th Round
- 1953 Ray Westort, 13th Round
- 1954 Charlie Grant, 16th Round
- 1981 Dean Miraldi, 2nd Round
- 2000 John Frank, 6th Round
- 2013 Joe Kruger, 7th Round
- 2015 Eric Rowe, 2nd Round

PITTSBURGH STEELERS/PIRATES

- 1938 Paul McDonough, 9th Round
- 1942 Floyd Spendlove, 8th Round
- 1948 Tally Stevens, 22nd Round
- 1954 Don Rydalch, 19th Round
- 1958 Everett Jones, 21st Round
- 1961 Terry Nofsinger, 17th Round
- 1965 Roy Jefferson, 2nd Round
- 1986 Erroll Tucker, 5th Round
- 1996 Chris Fuamatu-Ma'afala, 6th Round
- 2005 Chris Kemoeatu, 6th Round
- 2010 Stevenson Sylvester, 5th Round
- 2017 Brian Allen, 5th Round

SAN FRANCISCO 49ERS

- 1958 Larry Fields, 23rd Round
- 1962 Ed Pine, 2nd Round

- 1965 Frank Andruski, 14th Round
- 2005 Alex Smith, 1st Round, No. 1
- 2017 Joe Williams, 4th Round
- 2017 Pita Taumoepeenu, 6th Round
- 2019 Mitch Wishnowsky, 4th Round

SEATTLE SEAHAWKS

- 1982 Jack Campbell, 6th Round
- 2019 Marquise Blair, 2nd Round
- 2019 Cody Barton, 3rd Round

TAMPA BAY BUCCANEERS

- 2005 Paris Warren, 7th Round
- 2015 Kaelin Clay, 6th Round
- 2019 Matt Gay, 5th Round

TENNESSEE TITANS/HOUSTON OILERS

- 1992 Anthony Davis, 11th Round
- 1998 Kevin Dyson, 1st Round, No. 16
- 1999 Phil Glover, 7th Round
- 2001 Andre Dyson, 2nd Round
- 2006 Quinton Ganther, 7th Round
- 2006 Spencer Toone, 7th Round
- 2010 Robert Johnson, 5th Round
- 2015 Jeremiah Poutasi, 3rd Round

WASHINGTON

- 1944 Nick Pappas, 27th Round
- 1946 Gay Adelt, 5th Round
- 1953 Jim Dublinski, 21st Round
- 1966 John Stipech, 12th Round
- 1974 Don Van Galder, 14th Round
- 1980 Lewis Walker, 10th Round
- 1994 Kurt Haws, 4th Round
- 2002 Cliff Russell, 3rd Round
- 2023 Braeden Daniels, 4th Round



Linebacker Cody Barton was a third-round draft pick by Seattle in 2019.



Utes In The NFL

INFORMATION

HERE'S UTAH

2023 OUTLOOK

PLAYER BIOS

COACHES & STAFF

SERIES HISTORY

2022 IN REVIEW

BOWL HISTORY

RECORD BOOK

Year	Round	Pick	Name	Pos.	Team(s)
1925			Milt Romney	B	Chicago, Racine
1931			Marv Jonas	G	Brooklyn
1934			Jack Johnson	T	Detroit
1934			Frank Christensen	FB	Detroit
1935			Win Croft	G	Brooklyn, Pittsburgh
1935			Walt McDonald	C/LB	Brooklyn
1935			Aldo Richins	WB	Detroit
1938	6	46	Karl Schleckman	T	Detroit
1938	9	74	Paul McDonough	E	Cleveland, Pittsburgh
1939	6	43	Barney McGarry	T	Cleveland Rams
1940	9	71	Luke Pappas	T	Chicago Cardinals
1940	10	87	Tom Pace	B	Chicago
1940	14	125	Pete Bogden	E	Cleveland Rams
1940			Fred Gehrke	HB	Cleveland Rams, L.A. Rams, Chicago Cardinals, San Francisco
1942	8	61	Floyd Spendlove	T	Pittsburgh
1942	15	135	Mac Speedie	E	Detroit, Cleveland
1943	18	165	Bert Davis	C	Cleveland Rams
1943	32	299	Woody Peterson	B	Chicago
1944	4	30	George Betteridge	B	Detroit
1944	27	281	Nick Pappas	T	Washington
1944			Wayne Clark	E	Detroit
1945	31	323	Bill Broderick	T	New York Giants
1946	5	39	Gay Adelt	B	Washington
1946	13	114	Reed Nostrum	T	Chicago
1946	15	135	Stan Stapley	T	New York Giants
1946	19	177	Lawrence Mauss	C	Philadelphia
1946	30	287	Tom Panos	G	Detroit
1947	32	297	Ralph Olsen	DE	Green Bay
1948	19	167	Barney Hafen	E	Detroit
1948	20	179	Frank Nelson	B	Boston Yanks/N.Y. Bulldogs
1948	22	202	Tally Stevens	E	Pittsburgh
1949	4	34	Bob Summerhays	FB/LB	Green Bay
1949	22	212	Gil Tobler	B	Detroit
1950	20	254	Joe Tangaro	T	New York Giants
1951	23	275	Dave Cunningham	B	New York Yanks
1952	7	82	Wes Gardner	C	Detroit
1952	8	93	Tom Dublinski	QB	Detroit, N.Y. Giants, Denver
1953	13	153	Ray Westort	G	Philadelphia
1953	17	203	George Bean	B	Cleveland
1953	21	243	Jim Dublinski	C	Washington
1954	7	85	Jack Cross	B	Detroit
1954	16	189	Charlie Grant	C	Philadelphia
1954	19	223	Don Rydalch	B	Pittsburgh
1954	20	241	Jim Durrant	G	Detroit
1955	13	156	Don Henderson	T	Detroit
1955	24	278	Max Pierce	B	Chicago Cardinals
1956	5	53	Herb Nakken	B	Los Angeles Rams
1956	26	313	Jack Kammerman	E	Cleveland
1958	6	65	Merrill Douglas	RB	Chicago, Dallas, Philadelphia
1958	21	247	Everett Jones	G	Pittsburgh
1958	23	275	Larry Fields	B	San Francisco
1959	1	10	Lee Grosscup	QB	New York Giants
1960	7	74	Larry Wilson	DB	St. Louis Cardinals
1960	18	216	Tony Polychronis	T	New York Giants
1961	14	183	Ken Peterson	T	Minnesota
1961	17	230	Terry Nofsinger	QB	Pittsburgh, St. Louis Cardinals, Atlanta
1962	2	22	Ed Pine	LB	San Francisco, Pittsburgh
1963	3	29	Dave Costa	DL	Oakland Raiders, Buffalo, Denver, San Diego
1963	11	154	Marv Fleming	TE	Green Bay, Miami
1963	15	202	Jerry Overton	DB	Dallas
1964	10	139	Allen Jacobs	B	Green Bay, New York Giants
1964	16	223	Andrew Ireland	B	Green Bay



Five-time Pro Bowl wide receiver Steve Smith concluded his 16-year NFL career in 2016.

Year	Round	Pick	Name	Pos.	Team(s)
1964			Monk Bailey	DB	St. Louis Cardinals
1965	2	18	Roy Jefferson	WR	Pittsburgh, Baltimore, Washington
1965	7	92	Greg Kent	T	Oakland Raiders, Detroit
1965	7	96	Frank Roy	E	St. Louis Cardinals
1965	14	184	Frank Andruski	RB	San Francisco
1966	12	175	John Stipech	LB	Washington
1967	5	130	Richard Tate	DB	Green Bay
1967	15	384	Robert Woodson	RB	Oakland Raiders
1968	4	110	Charlie Smith	RB	Oakland Raiders, San Diego
1968	10	251	Jerome Lawson	DB	Buffalo
1968	10	265	Jack Gehrke	WR	Kansas City, Cincinnati, Denver
1968	12	301	Bob Trumpy	TE	Cincinnati
1968			Manny Fernandez	DT	Miami
1969	3	57	Louis Speedy Thomas	WR	Cincinnati, New Orleans
1969	4	89	Norm McBride	LB	Miami
1969	11	279	Gary Kerl	LB	St. Louis Cardinals
1970	13	328	Dave Smith	RB	Green Bay, San Diego
1970	14	345	Ray Groth	WR	St. Louis Cardinals
1971	1	17	Norm Thompson	DB	St. Louis Cardinals, Baltimore
1971	16	394	Billy Hunter	DB	Buffalo
1971	17	436	Gordon Jolley	OT	Detroit, Seattle
1972	3	78	Marv Bateman	P	Buffalo, Dallas
1972	16	416	Gordon Longmire	QB	Dallas
1973	8	185	Bob Peterson	OG	New Orleans
1974	5	116	Steve Odom	WR	Green Bay, New York Giants
1974	8	197	Ron Rydalch	DT	New York Jets, Chicago
1974	13	337	Gary Keller	DT	Minnesota
1974	14	361	Don Van Galder	QB	Washington
1975	11	285	Ike Spencer	RB	Minnesota
1975	13	317	Willie Armstead	WR	Cleveland
1976	16	446	John Huddleston	LB	Denver, Oakland
1978			Jack Steptoe	WR	San Francisco
1979	8	208	Rick Partridge	P	Green Bay, New Orleans, San Diego, Buffalo
1980	10	268	Lewis Walker	RB	Washington
1980			Roland Solomon	CB	Dallas, Buffalo, Denver
1981	2	55	Dean Miraldi	G	Philadelphia, Denver, L.A. Raiders

Utes In The NFL



Year	Round	Pick	Name	Pos.	Team(s)
1981	3	61	Jeff Griffin	DB	St. Louis Cardinals, Philadelphia
1981	10	261	Steve Folsom	TE	Miami, Philadelphia, N.Y. Giants, Dallas
1982	2	55	Darryl Haley	OT	New England, Cleveland, Green Bay
1982	3	71	Del Rodgers	RB	Green Bay, San Francisco
1982	6	144	Jack Campbell	T	Seattle
1982	9	239	Steve Clark	DL	Miami
1982	10	276	Wayne Jones	T	Miami, Minnesota
1982			Floyd Hodge	WR	Atlanta
1983			Carl Monroe	RB	San Francisco
1984	5	127	Andy Parker	TE	L.A. Raiders, San Diego
1984			Dan Doubiago	TE	Kansas City
1984			Mark Stevens	QB	San Francisco
1986	5	122	Erroll Tucker	DB	Pittsburgh, Buffalo, New England
1986	8	200	Filipo Mokofisi	LB	New Orleans
1986			Manny Hendrix	DB	Dallas
1987			Craig McEwen	TE	Washington, San Diego
1987			Kevin Reach	OL	San Francisco
1987			Reggie Richardson	DB	L.A. Rams
1989			Carl Harry	WR	Washington
1989			Dave Cullity	T	San Francisco
1990	4	93	Scott Mitchell	QB	Miami, Detroit, Baltimore, Cincinnati
1990			Dennis Smith	TE	Phoenix
1992	11	301	Anthony Davis	LB	Houston, Seattle, Kansas City, Green Bay, Baltimore
1994	4	105	Kurt Haws	TE	Washington
1994	7	201	Jamal Anderson	RB	Atlanta
1995	1	20	Luther Elliss	DE	Detroit, Denver
1995	5	165	Lance Scott	OG	Arizona, N.Y. Giants, New England
1995	7	219	Curtis Marsh	WR	Jacksonville, Pittsburgh
1995	7	239	Bronzell Miller	DE	St. Louis Rams, Jacksonville
1995			Anthony Brown	T-G	Cincinnati, Pittsburgh
1996	7	246	Henry Lusk	TE	New Orleans, Miami



Alex Smith, the NFL's No. 1 overall pick in 2005, led Kansas City to the playoffs in four of his five seasons there before moving to Washington. He was named the NFL Comeback Player of the Year in 2020 and retired following the season.

Year	Round	Pick	Name	Pos.	Team(s)
1997			Mike McCoy	QB	Green Bay, San Francisco
1997			Brandon Jessie	TE	N.Y. Giants
1998	1	16	Kevin Dyson	WR	Tennessee, Carolina
1998	6	178	Chris Fuamatu-Ma'afala	RB	Pittsburgh, Jacksonville
1999	7	222	Phil Glover	LB	Tennessee, Indianapolis
1999			Barry Sims	OG	Oakland, San Francisco
1999			Daniel Jones	WR	St. Louis Rams
2000	6	178	John Frank	DE	Philadelphia
2000	6	189	Mike Anderson	RB	Denver, Baltimore
2000	7	218	Richard Seals	DT	N.Y. Jets, Jacksonville, Buffalo
2000			Keith Embray	DE	Tennessee
2001	2	60	Andre Dyson	DB	Tennessee, Seattle, N.Y. Jets
2001	3	74	Steve Smith	WR	Carolina, Baltimore
2001			Andy Bowers	DE	Arizona
2002	3	87	Cliff Russell	WR	Washington, Cincinnati, Miami, Denver
2002	4	132	Ed Ta'amu	OG	Minnesota
2002			Dameon Hunter	RB	Baltimore
2002			Ma'ake Kemoeatu	DT	Baltimore, Carolina, Washington
2003	1	8	Jordan Gross	OT	Carolina
2003	6	187	Lauvale Sape	DT	Buffalo
2003	7	258	Antwoine Sanders	DB	Baltimore
2004			Josh Savage	DE	Tampa Bay, Atlanta, Tennessee, New Orleans
2004			Thomas Herrion	OG	San Francisco
2005	1	1	Alex Smith	QB	San Francisco, Kansas City, Washington
2005	3	88	Sione Pouha	DT	New York Jets
2005	6	204	Chris Kemoeatu	OG	Pittsburgh
2005	7	225	Paris Warren	WR	Tampa Bay
2005	7	233	Jonathan Fanene	DE	Cincinnati
2006	7	245	Spencer Toone	LB	Tennessee
2006	7	246	Quinton Ganther	RB	Tennessee, Washington, Seattle, Buffalo
2006			John Madsen	TE	Oakland, Cleveland
2006			Steve Fifita	DT	Miami
2007	2	37	Eric Weddle	DB	San Diego, Baltimore, L.A. Rams
2007	4	108	Paul Soliai	DT	Miami, Atlanta, Carolina
2007			Brett Ratliff	QB	N.Y. Jets, Cleveland, Jacksonville, New England, Tampa Bay
2007			Kelly Talavou	DT	Oakland, Seattle, Baltimore
2008			Martail Burnett	DE	Minnesota, San Francisco
2009	2	57	Paul Kruger	LB	Baltimore, Cleveland, New Orleans
2009	2	61	Sean Smith	DB	Miami, Kansas City, Oakland
2009	6	188	Brice McCain	DB	Houston, Pittsburgh, Miami, Tennessee
2009	7	252	Freddie Brown	WR	Cincinnati, Minnesota
2010	2	40	Koa Misi	LB	Miami
2010	2	45	Zane Beadles	OL	Denver, Jacksonville, San Francisco, Atlanta
2010	5	148	Robert Johnson	DB	Tennessee
2010	5	156	David Reed	WR	Baltimore, Indianapolis
2010	5	166	Stevenson Sylvester	LB	Pittsburgh
2010	7	223	R.J. Stanford	DB	Carolina, Miami
2011	5	139	Brandon Burton	DB	Minnesota, Buffalo, Cincinnati
2011	6	179	Caleb Schlauderaff	OL	Green Bay, N.Y. Jets
2011			Matt Asiata	RB	Minnesota
2011			Sealver Siliga	DT	Denver, Seattle, New England, Tampa Bay
2011			Zane Taylor	OL	Philadelphia
2012	3	95	Tony Bergstrom	OL	Oakland, Houston, Baltimore, Washington
2012			Tevita Finau	DL	Dallas, N.Y. Jets
2012			Conroy Black	DB	Detroit

INFORMATION

HERES UTAH

2023 OUTLOOK

PLAYER BIOS

COACHES & STAFF

SERIES HISTORY

2022 IN REVIEW

BOWL HISTORY

RECORD BOOK



Utes In The NFL

INFORMATION
HERE'S UTAH
2023 OUTLOOK
PLAYER BIOS
COACHES & STAFF
SERIES HISTORY
2022 IN REVIEW
BOWL HISTORY
RECORD BOOK

Year	Round	Pick	Name	Pos.	Team(s)
2012			Derrick Shelby	DE	Miami, Atlanta
2013	1	14	Star Lotulelei	DT	Carolina, Buffalo
2013	7	212	Joe Kruger	DE	Philadelphia, Green Bay, Pittsburgh
2013			Sam Brenner	OL	Miami, Denver
2013			Reggie Dunn	WR	Green Bay, Cleveland, Miami, New England, Dallas
2013			Tevita Stevens	OL	Washington
2014	4	116	Keith McGill	DB	Oakland
2014	7	233	Trevor Reilly	LB	N.Y. Jets, Miami, New England
2014			Anthony Denham	TE	Houston, Philadelphia, Arizona
2014			Jake Murphy	TE	Miami, Cincinnati
2014			Tenny Palepoi	DT	San Diego/L.A. Chargers
2015			Dres Anderson	WR	San Francisco, Chicago, Washington, Indianapolis, Dallas
2015			Brian Blechen	LB	Carolina, New Orleans
2015	6	184	Kaelin Clay	WR	Tampa Bay, Detroit, Baltimore, Carolina, Buffalo, N.Y. Giants
2015	2	51	Nate Orchard	LB	Cleveland, Buffalo, Kansas City, Washington
2015	3	66	Jeremiah Poutasi	OL	Tennessee, Jacksonville, L.A. Rams, Denver
2015	2	47	Eric Rowe	DB	Philadelphia, New England, Miami, Carolina
2016	4	136	Devontae Booker	RB	Denver, Las Vegas, N.Y. Giants
2016			Jason Fanaika	DE	Oakland, Washington
2016			Jared Norris	LB	Carolina, Washington
2016			Kendal Thompson	WR	Washington
2017	1	20	Garett Bolles	OT	Denver
2017	2	42	Marcus Williams	S	New Orleans, Baltimore
2017	4	121	Joe Williams	RB	San Francisco
2017	5	164	Isaac Asiata	OL	Miami
2017	5	173	Brian Allen	DB	Pittsburgh, Seattle, Cleveland
2017	5	176	J.J. Dielman	OL	Cincinnati, L.A. Rams, Denver, Seattle
2017	6	190	Sam Tevi	OT	L.A. Chargers, Indianapolis
2017	6	202	Pita Taumoepenu	DE	San Francisco, Seattle, Denver

Year	Round	Pick	Name	Pos.	Team(s)
2017			Hunter Dimick	DE	Jacksonville
2017			Dominique Hatfield	DB	L.A. Rams, Carolina
2017			Tim Patrick	WR	Denver
2017			Reggie Porter	DB	Baltimore, Cleveland
2017			Pasoni Tasini	DT	Arizona
2017			Jason Thompson	S	New England, Chicago, Seattle, Washington, Green Bay
2017			Travis Wilson	TE	L.A. Rams
2018	6	181	Kylie Fitts	DE	Chicago, Arizona
2018			Salesi Uhatafe	OL	Detroit, Jacksonville
2019	2	47	Marquise Blair	DB	Seattle
2019	3	88	Cody Barton	LB	Seattle, Washington
2019	4	110	Mitch Wishnowsky	P	San Francisco
2019	5	145	Matt Gay	K	Tampa Bay, L.A. Rams, Indianapolis
2019	7	240	Jackson Barton	T	Indianapolis, Kansas City, N.Y. Giants, Las Vegas, Arizona
2019			Chase Hansen	LB	New Orleans
2020	2	50	Jaylon Johnson	DB	Chicago
2020	3	85	Julian Blackmon	S	Indianapolis
2020	3	86	Zack Moss	RB	Buffalo, Indianapolis
2020	3	104	Terrell Burgess	S	L.A. Rams, Washington
2020	4	114	Leki Fotu	DT	Arizona
2020	5	179	Bradlee Anae	DE	Dallas, N.Y. Jets
2020	6	197	John Penisini	DL	Detroit, Carolina
2020			Francis Bernard	LB	Dallas
2020			Javelin Guidry	DB	N.Y. Jets
2020			Tyler Huntley	QB	Baltimore
2020			Josh Nurse	CB	Baltimore
2020			Darrin Paulo	T	New Orleans, Detroit
2020			Hunter Thedford	TE	Detroit, Cleveland
2022	1	27	Devin Lloyd	LB	Jacksonville
2022			Britain Covey	WR	Philadelphia
2022			Nick Ford	OL	Jacksonville
2022			Cole Fotheringham	TE	Las Vegas
2022			Bamidele Olaseni	OL	Las Vegas
2022			TJ Pledger	RB	Arizona
2022			Hauati Pututau	DL	Green Bay
2022			Nephi Sewell	LB	New Orleans
2022			Mika Tafua	DL	Dallas
2023	1	25	Dalton Kincaid	TE	Buffalo
2023	4	113	Clark Phillips III	CB	Atlanta
2023	4	118	Braeden Daniels	OL	Washington
2023			Mohamoud Diabate	LB	Cleveland

Bold indicates on roster as of June 22, 2023



Defensive back Eric Rowe was a second-round draft pick by Philadelphia in 2015 and won Super Bowl LI during a three-year run with New England from 2016-18.

All-Time Lettermen



A

A'asa, Neli-2007-08-09-10
 Aalona, Makai-2002-03-04
 Abrams, Steve-1989-90-91-92
 Absher, Wade-1991
 Adams, Roger-1955
 Adams, Ron-1981-82-83
 Adams, Tom-1953-54
 Adelt, Gerhard (Gay)-1940-41
 Adelt, Horst-1940-41
 Aden, Faysal-2021
 Afeaki, Kite-2004-05
 Afia, Philip-2016-17-18
 Afu, Kava-1988-89-90
 Agasiva, Jordan-2017-18
 Agbor, Mbe-1999-00
 Aiono, James-2010-11
 Aiono, Siaosi-2012-13-14-15
 Akina, Ryan-1996-97
 Alba, Brian-1992-93
 Albers, Andrew-2014-15
 Aldridge, Randy-1989-90
 Alexander, Hugh-1988
 Allen, Bob-1952
 Allen, Brian-2013-14-15-16
 Allen, Daniel-1973-74
 Allen, Ernest-1963-64
 Allen, Jamal-1996-97-98
 Allen, Roy-1997-98
 Alley, Robert-1936-37-38
 Alston, Reggie-1991-92
 Alvarez, Gilbert-1980-81
 Alvey, Robert-1980
 Amaama, Aaron-2017-18
 Amzich, Larry-1955-56-57
 Ammons, Dennis-1967-68
 Anae, Bradlee-2016-17-18-19
 Andersen, Boo-2009-10-11-12
 Andersen, Gary-1985-86
 Anderson, Andy-1904-05-06-07
 Anderson, Brian-1988-89-90-91
 Anderson, Del Roy-1955
 Anderson, Dres-2011-12-13-14
 Anderson, Jamal-1992-93
 Anderson, James-1921
 Anderson, Jerome-1997-98
 Anderson, John-1989-90
 Anderson, Mark-1978-79-80-81
 Anderson, Mike-1998-99
 Anderson, Wesley-1928
 Andrews, Jack-1967-68
 Andruski, Frank-1963-64
 Aneiro, Pete-2006
 Angell, Mark-1979
 Anglesey, Mike-1987-88-89-90
 Arceneaux, Anthony-2001
 Arceneaux, Darnell-1997-98-99-00
 Armstead, Willie-1972-73-74
 Armstrong, Anthony-2018
 Armstrong, Jefferson-1917
 Arnett, Glen-1932-33-34
 Arntz, Dave-1953

Arquette, Mitch-2004-05
 Ashby, Charles-1959-60-61
 Ashton, Willard-1911
 Asiata, Isaac-2013-14-15-16
 Asiata, Matt-2008-09-10
 Asiata, Shawn-2010-11
 Atkinson, Ray-1935-36
 Au, Brigham-2004
 Austin, Leo-1986-87
 Austin, Mike-2002
 Avery, Del-1936
 Ayers, Richard-1975-77-78-79
 Azarcon, Stone-2019-20-21-22

B

Bachhuber, Brian-1998-99-00
 Bacon, Omar-1995-96-98-99
 Bahr, Brooks-2000-01-02
 Bailey, Daniel-1967-68
 Bailey, Mike-1975-76-77-78
 Bailey, Monk-1958-59
 Bailey, Rickey-1976
 Baker, Stephen-1983-84-85-86
 Baker, Terry-1963-65-66
 Baldwin, Ernest-1936-37-38
 Baldwin, Sam-1975-76-79-80
 Balken, Bruce-1936-37-38
 Ballard, Corron-2017-18
 Ballard, John-1996
 Banton, Donte-2019
 Barker, Gary-1967-68-69
 Barker, Howard-1912-13
 Barnes, Bryson-2021-22
 Barr, Donnie-1953-54-55
 Barrett, Daniel-1977-78
 Barrett, Ted-1942
 Barsness, Richard-1972-73-74
 Bartholomew, London-2019
 Barton, Cody-2015-16-17-18
 Barton, Eva-1904-05-06
 Barton, Jackson-2015-16-17-18
 Barton, Lander-2022
 Barton, Mark-1990-91-92-93
 Bateman, Copper-2017
 Bateman, Marvin-1969-70-71
 Battcher, Jeff-1981
 Bauer, Bob-1939
 Baulkman, Michael-1996
 Beadles, Zane-2006-07-08-09
 Bean, Bruce-1964-65-66
 Bean, George-1950-51-52
 Beard, Therman-1984-85
 Beardall, Dan-2005
 Beardall, Derek-2005
 Bearden, Dennis-1970-71
 Beatie, Hugh-1924
 Beck, Cal-1994-95-96
 Beckstead, Dan-1930-31-32
 Beckstead, Rex-1934
 Behling, Lincoln-1938
 Belczyk, Eugene-1970-71-72
 Bell, Tyler-2015-17

Bellamy, Jimmy-1990-91
 Bellock, Kurt L.-1969-70
 Belnap, Michael G.-1973-76
 Bendinger, Boo-1996-97-98-99
 Bennett, Raymond-1984-85
 Bennion, Bryce-2009
 Bennion, Dezla-1907-10-11-12
 Bennion, Earl-1903
 Bennion, Fred-1902-04-05-06
 Benton, Edwin-2001-02
 Bentz, Diego-1989
 Berger, Blaine-90-91-92-93
 Bergstrom, Tony-2008-09-10-11
 Bernard, Francis-2018-19
 Bernard, Micah-2019-20-21-22
 Bernson, Kay-1951-52
 Bero, Bryan-1984-85-86-88
 Berry, Kent E.-1958
 Besler, Rodney F.-1977-78
 Bettridge, George-1942-43
 Beuhner, Paul-1930
 Bezyack, Martin-1954-55-56-57
 Bigelow, Darrell B.-1966
 Bills, Keaton-2019-20-21-22
 Binkele, Robert-1981-82-83-84
 Birch, Tom Clay-1958-59-60
 Bird, Dylan-1999
 Bird, Greg-2008-09-10-11
 Bischoff, George-1930-31
 Bishop, Cole-2021-22
 Black, Conroy-2010-11
 Black, Martell-1987
 Blackmon, Phil-2001
 Blackmon, Julian-2016-17-18-19
 Blair, Marquise-2017-18
 Blankenbaker, Ronald-1978-79
 Blaufuss, Armin-1965-66-67
 Blechen, Brian-2010-11-12-14
 Blosch, Mark-1981-82-83-84
 Blosch, Raymond K.-1974-75-76
 Boberg, Calvin-1923-24-25
 Bobich, John L-1967
 Bogden, Bob-1952-53
 Bogden, Peter-1938-39
 Boghossian, Dave-1994
 Boglin, Armand-1995-96
 Bohlen, Emmett-1916
 Boise, Paul T.-1905
 Bolinger, Joey-2001
 Bolles, Garrett-2016
 Bolt, Matt-2002
 Bonifacio, Bob-1987-88-89-90
 Bonifacio, Frank-1987-88-89-90
 Bonvicino, Donald-1955-56-57
 Booker, Devontae-2014-15
 Boone, Jason-2004-05-06-07
 Boone, Jesse-2002-03-04-05
 Borg, Aaron-2014
 Borich, Joe-1959-60-61
 Borreson, Bryan-2002-03-04-05
 Borthwick, Roy-1965
 Boss, George-1954-55-56-57
 Bougere, Vyron-1967

Bourdeaux, Rick-1974-75-76
 Bourne, Hal-1951-52-53
 Bouwmeester, Jack-2022
 Bowers, Andy-1997-98-99-00
 Bowman, Harold-1944
 Bown, Andy-1990
 Boyd, Bronson-2018-19
 Boyd, Ernest-1993-94
 Boykin, Marion-1968-69-70
 Brady, Kyle-2004-05-06-07
 Brand, Ryan-2001-02
 Brandenburg, Steven-1970-71-72
 Branham, Franklin (Set)-1952-53
 Breckon, John-1915
 Brenner, Sam-2009-10-11-12
 Breska, Ryan-2001
 Bridge, Gordon-1931-32-33
 Briggs, Lorin-1913-14
 Brinton, Merrill-1962-63
 Brock, Vincent-1976-77-78-79
 Broderick, Verle-1942
 Brokmeyer, Albert-1913-14-15
 Brooks, Jerome-2007-08-09-10
 Broughton, JaTravis-2019-20-21-22
 Brown, Anthony-1993-94
 Brown, Ben-1996
 Brown, Charlie-1990-91-93-94
 Brown, Dennis-1961
 Brown, Freddie-2005-06-07-08
 Brown, Gail-1953-54
 Brown, George-1901-02-05-06
 Brown, James-1969-70
 Brown, Mark-1908
 Brown, Merle-1941
 Brown, Michael-1974-75
 Brown, Nick-2011-12
 Brown, Richard-1953
 Brown, Tom-1958-62
 Brumfield, Devin-2018-19
 Brummel, Edward-1971
 Brunetti, Guy-1950-51
 Bryant, Aaron-2002-03
 Bryant, Joseph-2012-13
 Bryant, Montel-1983-84-85-86
 Bryant, Richard-1906-07
 Bubak, Dick-1951-52-53
 Buchert, Gerald-1971-72
 Buchi, Craig-1976
 Buchi, Mark-1972-73-74
 Buckman, Robert-1963-64
 Buckner, Bruce-1965
 Budelier, Richie-1917
 Buehler, Dean-1943
 Buehner, Paul-1931-33
 Bukarau, Daniel-2007-08-09-10
 Bullett, Ryan-1989-90
 Bunderle, Arthur-1944
 Burdette, Blake-2003-04
 Burgess, Richard-1956
 Burgess, Terrell-2016-17-18-19
 Burmester, Henry-1902-03
 Burnett, Brad-1998
 Burnett, Martail-2004-05-06-07

INFORMATION

HERE'S UTAH

2023 OUTLOOK

PLAYER BIOS

COACHES & STAFF

SERIES HISTORY

2022 IN REVIEW

BOWL HISTORY

RECORD BOOK



All-Time Lettermen

INFORMATION

HERE'S UTAH

2023 OUTLOOK

PLAYER BIOS

COACHES & STAFF

SERIES HISTORY

2022 IN REVIEW

BOWL HISTORY

RECORD BOOK

Burnett, Timonhy-1966
 Burtenshaw, Brad-1999-01
 Burton, Beau-2010
 Burton, Brandon-2008-09-10
 Burton, Willie-1991
 Bushman, Ben B.-1960
 Buss, Ken-1992-93-94
 Butera, Mike-1965-66
 Butler, Roger-1955-56
 Butler-Byrd, Cory-2015-16

C
 Cabading, Gene-1965-66
 Caffey, Paul-1925-26-27
 Cahoon, Dell-1915
 Cain, Terrance-2009-10
 Calcote, Tyrone-1985-88
 Caldarella, Luca-2022
 Calhoun, Dylan-2015
 Call, Newell-1934-35-36
 Callis, Paul-1932-34
 Callister, Hy-1936
 Calvert, Ethan-2021-22
 Calvert, Josh-2021-22
 Campbell, Jack-1980-81
 Campbell, Ryan-1987
 Campman, Kenneth-1958-59
 Cannon, Karl-1900
 Capra, Johnny-2016-17
 Carlson, Oscar-1902-03-04
 Carlson, Trennan-2019
 Carlston, Peter-1931-32-33
 Carlton, Demetrius-1989
 Carmichael, Rex-1910
 Carmon, Alton-1926-27-28
 Carpenter, Melville.-1962-63-64
 Carrasco, Ernest-1979
 Carrington II, Darren-2017
 Carroll, David-2004
 Carter, Ralph-1956-57
 Carter, Tevin-2015
 Caruso, Frank James-1958
 Carvalho, Stewart-1998-99
 Casco, Kawika-2001-02-05
 Casell, Roderick-1983
 Castain, Daren-1989-90-91-92
 Casteel, Brent-2005-06-07-08
 Castillo, Ed-1992-93
 Cate, Scott-1984
 Cato, Adam-1963
 Cecil, Paul-1927-28
 Cerbin, David-1975-76
 Champion, Vere-1922-23-24-25
 Chapman, Lamar-2009-10
 Chappuis, Quade-2010-11-12-13
 Charlebois, Tom-1953
 Chaytors, Dave-1989-90-91-92
 Checketts, Victor (Mgr.)-1978-79-80-81
 Cherkas, Ronald-1975-76
 Cherlin, Kenneth-1965
 Chestang, Gary-1960
 Child, Craig-1979

Childs, Robert-1938-39
 Chow, Norm-1965-66-67
 Christensen, Chris-1998-99-00
 Christensen, Frank-1930-31-32
 Christensen, James-1936-37
 Christensen, Preston-1990-91-92
 Christensen, William-1926-27
 Christian, Ahmad-2015
 Christianson, Howard-1997-99
 Christianson, Kimball-1997-98-99-00
 Christoffersen, Dirk-1996-97
 Christopher, DeVonte-2009-10-11-12
 Chung, William-1957-58-59
 Cima, Scott-1981-82
 Cisrow, Tyson-2016
 Cissell, David-1962
 Claiborne, Deron-1993-94
 Clanton, Richard-1958
 Clark, Daniel-1974-78-79
 Clark, David-1944
 Clark, Harold-1923
 Clark, I.P.-1920-22
 Clark, Jon-2004
 Clark, Lyman-1943
 Clark, Rulon-1941
 Clark, Sherman-1929-30-31
 Clark, Spence-1957-58
 Clark, Stephen-1978-79-80-81
 Clark, Wayne-1937-39
 Clary, Daniel L.-1977-78-79
 Clausi, Joe-1988-89
 Clawson, Roger-1988-89
 Clay, Bill-1951-52
 Clay, Kaelin-2014
 Clegg, Hayden-2014-15-16
 Clements, Tyson-2007-08-09
 Clerc, Charles-1944
 Clifford, Brad-2007-08-09-10
 Cline, Roger F.-1964-65
 Clyde, Dana J.-1970
 Cochran, Josh-1995-97-98-99
 Coggins, Gerald-1964
 Cole, Charles L.-1974
 Cole, Terrell-2007-08
 Cole, Winslow-1912
 Coleman, David-1917
 Coleman, Ron-1963-64
 Collins, Frank-1973-74-75
 Collins, Timothy-1967-68-69
 Collotzi, Albert-1955
 Condie, Brock-2005
 Conger, James-1960-61-62
 Conley, Ed-1984-85-86
 Conley, Robert-2005-06-07-08
 Conley, Spencer (Spike)-1952-53
 Connaughton, Mike-1988-89
 Conville, James-1907-08
 Conway, James-1971-72-73
 Coogan, Robert-1958-59
 Cook, Glen-1965
 Cook, Paul-1951-52-53
 Cooper, Eugene-1937-38
 Cooper, Michael-1967

Cooperwood, Sylvester-1994
 Cooperwood, Tyler-2015-16
 Cope, Makai-2021-22
 Cordy, Michael-1974-75-76
 Corporan, Hipolito-2013
 Corty, Thomas-1962-63-64
 Cory, Thomas-1936-37-38
 Cospy, Tony-1984
 Costa, David-1961-62
 Couch, Sherman (Pete)-1927-28
 County, Adolph-1993-94
 Cousin, Bruce-1969-70-71
 Covey, Britain-2015-18-19-21
 Cowley, Carter-1951-52-53
 Cowley, William-1933-34-35
 Cox, Brandon-2014-15
 Cox, Christian-2008-09-10
 Cox, Steve-1981-82
 Cox, William-1925-27
 Crafts, Charles-1957
 Cragan, Calvin-1960-62
 Crandall, Irwin-1936-37-38
 Cravens, William-1960-61-62
 Crawford, Cedric-1990-91-92-93
 Creer, Frank-1927
 Crockett, D'Shaun-1999-00-01-02
 Croft, Winfield-1930-31-33
 Croshaw, T.D.-1999-00
 Cross, Gene (Bud)-1953-54-55
 Cross, Jack-1951-52-53
 Crosswhite, Jonathan-1997-98
 Crouch, Lloyd-1913-14-15
 Crum, Frederick-1975-76-77
 Cruse, Don-1986-87
 Cullen, John-2010-11
 Cullity, Dave-1985-86
 Cunningham, Dave-1951
 Cunningham, David-1994-95-97
 Cureton, Gonzalo-1965-66
 Curry, Chris-2021-22
 Custer, Everett-1971-72-73

D
 D'Errico, Liberto-1978
 Dahl, David-1972-73-74
 Dahl, Steve-2004
 Dailey, Russ-1989-90-91-92
 Dale, Joe-2006-07-08-09
 Dana, Alec-2017
 Daniels, Braeden-2019-20-21-22
 Daniels, Derek-1977
 Dart, Brandon-1996-99-00
 Davies, Harold-1932-33
 Davis, Anthony-1990-91
 Davis, Burt-1940-41-42
 Davis, Danny-1994-95-96-97
 Davis, Desmond-1999-01-02
 Davis, Elijah-2022
 Davis, Joe-1968-69-70
 Davis, Michael-1962-63
 Davis, Ray-1938
 Davis, Robert-1928-29

Davis, Theron-1929-30
 Davis, Tim-1978-80
 Davis, Vonte-2018-19-20-21
 Day, Bruce-1962-63
 Day, David-1988
 Day, Gregory-1975-79-80-81
 De'Malignon, Adam-1989-90-92
 Dean, Vernon-1910-13
 DeBenedetti, Dario-1964-65-66
 DeBraw, Larry-1962
 DeCastro, Louis-1994-95
 Deckart, Sheldon-1999-00-01-02
 Decker, Ivan-1920
 Degnan, Patrick-1975-76-77
 Denham, Anthony-2012-13
 DeHoog, Mike-1988-90-91-92
 DePrimio, Alfred-1972-73-74
 Diabate, Mohamoud-2022
 Dickamore, Tony-1998-99
 Dielman, J.J.-2013-14-15-16
 Dillman, Ray-1911
 Dimick, Hunter-2013-14-15-16
 Dirkmaat, David-2004-05
 Dixon, Jaylen-2018-19-21-22
 Dixon, Keven-2018
 Dixon, Walt-1982-83-84
 Doberon, Joseph-1944
 Dockery, Gerald-1969-70
 Dodds, Corey-2001-02-03-04
 Dolan, Al-1993
 Dolan, Dave-1987-88
 Dolce, Frank-1991-92
 Dominguez, Chase-2013-14-15-16
 Doolittle, Thomas-1909
 Dorner, Hank-1991-92
 Dotson, Gordon-1959-60-61
 Doubiago, Daniel-1979-80-82
 Dougall, George M.P.-1900-01-02
 Douglas, Clarence-1914-15-16
 Douglas, Merrill-1955-56-57
 Dow, Pete-1926-27-29
 Dowd, Joe-1969
 Drecksell, Tatum-2007-08-09
 Drews, Christian-2014-15-16-17
 Drews, Jeremy-1994
 Driggs, Merlin-1964-65-66
 Dublinski, Jim-1950-51-52
 Dublinski, Tom-1950-51
 Duckworth, Douglas H.-1972-73
 Duehlmeier, Fred-1936
 Duke, James-1987
 Dungan, Dave-1953-54-55
 Dunn, MacKay-2016
 Dunn, Reggie-2010-11-12
 Durrant, Jim-1951-52-53
 Dwinell, CR-2000-01
 Dye, Ellis-1955
 Dykeman, LeGrande-1924-25-26-27
 Dyson, Andre-1997-98-99-00
 Dyson, Kevin-1994-95-96-97
 Dyson, Patrick-1998-99-00

All-Time Lettermen



E

Echols, Phil-1988-89
 Eck, Don-1980-81-82
 Eckles, Rick-1987-88
 Edgar, Don-1951-52
 Edge, Richard-1972
 Edwards, LaVon-1988-89-90-91
 Edwards, Mike-1989
 Egger, Larry-1985-86
 Eggiman, Evan-2014-15-16
 Eldracher, Lawrence-1971-72-73
 Eldredge, Todd-1986-88-89
 Eldridge, Zac-2007
 Elgaard, Ray-1981-82
 Eliapo, Kenape-2006-07-08-09
 Elkington, Clair-1959
 Elliott, Myrthen-1930-31
 Elliott, Brett-2002-03
 Elliss, Jonah-2021-22
 Elliss, Luther-1991-92-93-94
 Embray, Keith-1990-91
 Enis, Solomon-2018-19-20-21-22
 Enlow, Don-1983
 Enosa, Bobby-2000
 Ensign, Forrest-1943
 Ericksen, Stanford-1932
 Erickson, Don-1957
 Erickson, Hayden-2022
 Erickson, Irving-1911
 Erickson, Parker-2014
 Escalante, Michael-1971
 Ethridge, Teneil-1995-97-98-99
 Evans, Casey-2003-04-05-06
 Evans, Jack-1973
 Evans, Kent-1920-21-22-23
 Evans, Layne-1975-76
 Evans, Richard-1954
 Evans, Roland-1942
 Evans, Thomas-1942
 Evans, Walter-1902

F

Fa'amoe, Toele-1993-95
 Faaiu, Kolinu'u-2022
 Fagergren, Dave-2010-11-12
 Fahringer, Tim-1982-84
 Fairman, Jay-1979-81-82-83
 Fakailoatonga, Siale-2013-14-15-17
 Falemaka, Bapa-2017
 Falemaka, Lo-2016-17-18
 Fanaika, Jason-2014-15
 Fanene, Jonathan-2003-04
 Fankhauser, Matt-1997
 Farrell, Bob-1939
 Fatafehi, Toni-1997
 Fauonuku, Viliseni-2012-13-14-15
 Faust, Augustus-1937
 Fehoko, V.J.-2011-12-13
 Felix-Fualalo, Luke-2019-20-21
 Feller, Ray-1953
 Femovich, Dave-1981
 Fenn, William-1956

Ferguson, Earl-1920
 Ferguson, Tyce-1980-81
 Ferguson, W.P.-1907
 Ferguson, Warren-1952
 Fernandez, Manuel-1965-66-67
 Fetzer, John-1931
 Ficklin, Morris-1944
 Field, Jameson-2014-16-17-18
 Fields, Clarence-1984-85-86-87
 Fields, Larry-1955
 Fields, Lowell-1956-58
 Fields, Melvin-1978-79
 Fifita, Steve-2002-03-04-05
 Filiaga, LT-2012-13
 Fillingier, Van-2020-21-22
 Finau, Pouha-1994
 Finau, Tevita-2010-11
 Fineanganofu, Devo-1994
 Finner, Louis-2008
 Fisher, George-1953
 Fisher, Vardis-1917
 Fitts, Kylie-2015-17
 Fitzgerald, Keith-1938-39-40
 Fitzgerald, Sean-2010-11-12-13
 Fitzpatrick, Tommy-1911-12
 Fleming, Marvin-1960-61-62
 Fleshman, Harte-1904
 Fletcher, Andrew-2014-15
 Fletcher, Gerald-2003-04
 Flitton, Jeff-1982
 Fogal, Jordan-2015-16
 Folk, Chad-1995-96
 Folsom, Scott-1978
 Folsom, Steve-1978-79-80
 Fonua, Junior-2008
 Forbes, Morris-1903
 Ford, Lorenzo-2012
 Ford, Nick-2018-19-20-21
 Forsberg, Ray-1929-30
 Fortune, Thomas-1998-99-00-01
 Foster, Brad-1990-91-92-93
 Fotheringham, Cole-2018-19-20-21
 Fotu, Leki-2016-17-18-19
 Fotu, Nai-2007-08-09-11
 Fouts, Mike-1995-96
 Fowler, William-1967-68-69
 Fox, Neve-1924
 Francis, Gary-1955
 Frank, John Gordon-1960-61
 Frank, John-1996-97-98-99
 Franklin, Chet-1954-55-56
 Franks, Gustav-1920-21
 Fratto, Robert-1970-71-72
 Frech, John-1970-71-72
 Freeman, Wykie-2010-11-12-13-14
 Freestone, Kevin-2007
 French, Clyde-1985-86
 Fricks, Charles-1969-70-71
 Friel, Kala-2012-13-14
 Fuamatu-Ma'afala, Chris-1995-96-97
 Fulks, Kyle-2015-16-17
 Furey, Hayden-2019-20-21-22

G

Gaison, Kepa-2007-08-09
 Ganther, Quinton-2004-05
 Garcia, Jaxon-2021
 Gardner, Brigham-1942
 Gardner, Cameron-2019
 Gardner, Darrell-1913-14-15
 Gardner, Duncan-1910-11-12
 Gardner, Leroi-1925
 Gardner, Mark-1914-15
 Gardner, Robert-1908
 Gardner, Wes-1950-51
 Gardner, William-1914
 Garidel, Roger-1970-71
 Garrette, Edwin-1992-94
 Garrigan, Afa-2005-08
 Gawronski, Bob-1952-53-54
 Gay, Matt-2017-18
 Geary, Rex-1938-39-40
 Gehrke, Clarence (Fred)-1938-39
 Gehrke, Jack F.-1965-66-67
 Geiselmayer, Mark-1983-84-85
 Gerbatz, Dan-1975-76-77
 Gerke, Alex-1982-83
 Germann, Dave-1955
 Gertsch, Grant-1973-74-75
 Gibby, Leo-1969-71
 Gibson, Brian-1995-96
 Gibson, Jed-1953-54-55
 Gilfilan, Joseph-1969-70
 Gillespie, Francis-1923
 Gilmer, Warren-1919-20-21
 Gilmore, Tiquan-2022
 Gilreath, Alan-1970-71-72
 Glasser, Donald-1968-69-70
 Gleave, Bud-1944
 Glen, George (Mgr)-1928-29
 Glover, Jaylon-2022
 Glover, Phil-1997-98
 Godfrey, Andre-2014-15-16
 Godfrey, Bradon-2006-07-08
 Godfrey, Chris-1994-95-96-97
 Gomez, Randy-1977-78
 Gompf, William-1978-79-80-81
 Gonzalez, Wallace-2015-16
 Goodrich, Grant-1951-52
 Goodrich, William-1915-19
 Goodwin, Harold-1916-17
 Goodwin, Ralph-1926-27-28
 Gordon, Stephen-2005
 Grady, Tommy-2006-07
 Graham, Doug-1988
 Graham, Richard-1975-76
 Graham, Tony-1980-81-82
 Grames, Les-1934-35
 Grant, Benere-1907-08-09-10
 Grant, Charles (Tiny)-1951-52-53
 Grant, Devin-1998
 Grant, Jake-2018
 Graves, Fred-1969-70-71
 Gray, Lindsey-1981-82

Grayson, Scott-1972-73
 Green, Gerald-1974
 Green, Brett-1979-81-82
 Green, TJ-2018-19
 Greene, Patrick-2009-10-11-12
 Greenhalgh, Don-1954-55-56
 Greenwell, Gerald-1976-77
 Greep, JT-2021-22
 Gregory, LeGrande-1940-41-42
 Griffin, Jeffery-1977-78-79-80
 Griffin, Randolph-1974-75-76
 Griffith, Gary-1955
 Griggs, Ken-1986
 Grimm, Aaron-1987-88
 Groesbeck, Frank-1892
 Groneman, Mike-1965-66
 Gross, Jordan-1999-00-01-02
 Grosscup, Lee-1957-58
 Groth, Ray-1967-68-69
 Groth, Richard-1963-64-65
 Guardi, Andre-1983-84-85-86
 Guhin, Allen-1931-32
 Guidry, Javelin-2017-18-19
 Guise, William-1961
 Gunn, Dewey-1936-37
 Gunther, Kyle-2006-07

H

Hackenbruck, Tommy-2003-04
 Hackett, Drew-2006
 Hackett, Tom-2012-13-14-15
 Hafen, Darrell-1944
 Hagemann, Daniel-1975-76
 Hagen, Clarence-1921-22-23-24
 Hagen, Sean-1997
 Haggard, James-1970
 Hagood, Elliot-1970-71-72
 Haig, James-1937-39
 Hale, Jacoby-2011-12-13-14
 Haley, Darryl-1978-79-80-81
 Hall, Anthony-1990-92
 Hall, Ray-1952
 Hall, Walter-1921
 Haller, Connor-2017-18
 Halliday, Jon-2013-14-15
 Hallsey, Steven-1972-73-74
 Hamilton, Dave-1952-53-54
 Hamilton, Davir-2017
 Hamilton, Norman-1911-12-13
 Hamilton, Rob-1994-95
 Hampel, Ken-2014-15-16
 Hampton, Tyquez-2017
 Hampton, Victor-1911-12
 Han, William-1942
 Hancock, Harvey-1919-20-21-22
 Handley, Harrison-2014-15-16-17
 Hansen, Charles-1940-41
 Hansen, Chase-2015-16-17-18
 Hansen, Cory-1977-78-79
 Hansen, James-1983-84-85-86
 Hansen, Matt-2001-02-03
 Hansen, Randell-1968-69-70
 Hansen, Shawn-2017

INFORMATION

HERE'S UTAH

2023 OUTLOOK

PLAYER BIOS

COACHES & STAFF

SERIES HISTORY

2022 IN REVIEW

BOWL HISTORY

RECORD BOOK



All-Time Lettermen

INFORMATION

HERE'S UTAH

2023 OUTLOOK

PLAYER BIOS

COACHES & STAFF

SERIES HISTORY

2022 IN REVIEW

BOWL HISTORY

RECORD BOOK

Hansen, Stewart-1992
 Hardin, Clinton-1969
 Hardin, Ricky-1979-80
 Hardman, Jay-1970
 Hardy, Glen-1929
 Hardy, James-1983-84-85-86
 Hardy, Karl-1926-27
 Hariston, Michael-1965-66
 Harker, Benjamin-00-01
 Harkless, Jeff-1992
 Harper, Shaun-2003-04-05-06
 Harper, Ted-1967
 Harrington, Brian-1989
 Harrison, Alex-2021
 Harris, Dee-1903
 Harris, Garland-1986-87-88-89
 Harris, Kenneth-1978
 Harris, Tim-2004-05
 Harrison, Alex-2021
 Harrison, Keith-1994-96-97
 Harrison, Kevin-1974-75-76
 Harry, Carl-1986-87-88
 Hart, Chris-2016-17-18
 Hartmann, George-1966-67
 Harward, Sam-1996
 Hatch, Sumner-1941
 Hatfield, Dominique-2013-14-15-16
 Haun, Henry (Pete)-1956-57-58
 Havili-Katoa, Alani-2015-16-17-18
 Hawkes, Thomas-1964-65-66
 Hawn, Kevin-1986
 Haws, Kurt-1992-93
 Haynes, Malik-2019
 Hays, Jon-2011-12
 Heard, Gary-1965-66
 Hearn, Anthony-1995
 Heaton, Lance-1988
 Heffernan, Bull-1996-97
 Heffner, Eric-1977
 Heimuli, Latu-2010-11-12-13
 Heiselt, Laurence-1903
 Henderson, Charles-2012-13-14
 Henderson, Don-1952-53-54
 Henderson, Michael-1981
 Henderson, Sean-1988
 Hendy, Ben-2008-09
 Heninger, Nick-2017-18
 Hennessey, J.-1905-08
 Henry, Forrest-1977-78-79-80
 Henry, Frank-1977-78
 Henry, Rocky-1995-96
 Henry-Cole, Devontae-2016-17-19
 Hensel, Dustin-2006-07-08
 Herboth, Kenneth-1973
 Herbst, Vernon-1905
 Herd, Davy-1956
 Hernandez, Brian-2005-06-07
 Herrion, Thomas-2002-03
 Hertzfeldt, Gary-1961-62-63
 Heslop, Ronald-1964-65
 Hess, Terry-1979-80
 Hesse, Joe Charles-1960-62
 Hibbard, James-1957-58-59

Hicken, Hayes-2016-17
 Hicken, Mike-2007-08
 Hicks, Darrel-1989-90
 Hikila, Bo-2008
 Hill, Jay-1998-99
 Hill-Hunt, Mufi-2019
 Hills, Jack (Mgr)-1933
 Hilton, Cory-1980
 Hines, Michael-1981-82
 Hinson, Phil-2013
 Hinton, Larry-1967-68
 Hoard, Mark-1974-75-76
 Hobbs, Boobie-2014-15-16-17
 Hobbs, Fred-1973-74-75
 Hodge, Floyd-1979-80
 Hodgson, James-1927-28-29
 Hoffman, Greg-1990-91-92-93
 Hoggan, James-1960-62
 Hoggan, Martin-1932-33-34
 Hola, Molonai-1983-84-87-88
 Holdcraft, Ray-2002-03
 Holder, Greg-1985-86
 Holdsworth, Wilbur-1907
 Holladay, Randall-1978-79-80
 Hollandsworth, Len-1981-83
 Holloway, Vernon-1963-64
 Holmes, Marvin-1959-60-61
 Holmstead, Earl (Happy)-1911-12
 Holt, Greg-1986
 Home, William-1907-08-09-10
 Honeycutt, Mike-2010-11-12-13
 Hooker, Reshawn-2012
 Hooks, Greg-1992-93-94
 Hooks, Jason-1995-96-98
 Hoover, Richard-1969-70-71
 Hope, Albert-1904
 Horlacher, Trevor-2017
 Horsley, Bill-1943
 Horsley, M.-1915
 Houston, Charles-1907-08
 Houston, Devin-2001-02
 Howard, Darwin-1930-31-32
 Howard, Jordan-2016-17
 Howard, Theo-2021
 Howard, William-1959-60
 Howells, Edmund-1917-19
 Howells, John-1924-25-26-27
 Howse, Dean-1954
 Hristou, Peter-1974-75-76
 Hubert, R.J.-2018-19-20-21-22
 Hucko, Jeffery-1977-78-79-80
 Huddleston, John-1973-74-75
 Hudson, Horace-1912-14
 Huey, Danny-1983-84
 Huff, Thomas-2004
 Huffman, Daniel-1970
 Hughes, Casey-2015-16-17
 Hughes, Darren-1986-87
 Hunt, Bert-1935
 Hunter, Chris-1996-97-98-99
 Hunter, Dameron-2000-01
 Hunter, William-1969-70
 Huntley, Tyler-2016-17-18-19

Hurd, Ernest-1920-21-22
 Hurren, Henry-1921-22-23
 Hustad, Byron-1974-75-76
 Hutchins, Roosevelt-1973-74
 Hutson, Sean-1990-91
 Hyde, Alonzo-1894

I
 lanu, Sese-2013-14
 Ichertz, Michael-1973-74
 Imperiali, Tim-1989
 Inferrera, Jeremy-2006
 Ipaktchian, Rich-1984-85
 Ippolito, Cody-2017
 Ireland, Andrew-1963-64
 Isbell, Clayton-2022
 Ita'aeahu, Sam-2001
 Iverson, Gregory-1971
 Iverson, Owen-1926-27

J
 Jackman, Fred-1943
 Jackson, Artis-1995-96
 Jackson, Daniel-1972
 Jackson, Jake-2016-17-18
 Jackson, Ja'Quinden-2021-22
 Jackson, Lynzell-2002
 Jackson, Mark-1984-85
 Jackson, Paris-2001-02
 Jackson, Todd-1995-96-97-98
 Jacobs, Allen-1963-64
 Jacobsen, Chad-2004-05
 Jacobsen, Eric-1984-86-87-88
 Jahries, Chris-1994-95-96-97
 James, Edward-1976
 Jefferson, Roy-1962-63-64
 Jenkins, Bob-1984-85-86-87
 Jenkins, Jeff-1985-86-87
 Jensen, Carl-1955
 Jensen, Devin-2001-02
 Jensen, Darwin-1930-31-32
 Jensen, Don-1951-52-53
 Jensen, Fleming-1971-72
 Jensen, James-1965
 Jensen, John-1962
 Jensen, Karl-1955-56-57
 Jensen, Ryan-1994
 Jensen, Sterling-1935-36
 Jeppson, Don-1933-34-35
 Jeppson, Philip-1921-22-23
 Jewekes, Reid-1921-22-23-24
 Jex, Jeff-1994-95-96
 Jianonni, Joe-2005-06-07
 Johannessen, Carl-1980-82
 Johanson, Charles-1971-72-73
 Johnson, Al-2000-02
 Johnson, Andrew-2004-05
 Johnson, Bill-1953
 Johnson, Brian-2004-05-07-08
 Johnson, C.J.-1996-98
 Johnson, Chandler-2011-13-14
 Johnson, Don-1936
 Johnson, Ed-1999-00

Johnson, Eddie-1984-85-86-88
 Johnson, Edward-1967-68
 Johnson, Erick-1977
 Johnson, Gary-1957-58-59
 Johnson, Gerald-1983-84-85-86
 Johnson, Herman-1901
 Johnson, Hilria-1980-81-82-83
 Johnson, Irwin-1933-34
 Johnson, Jack-1930-31-32
 Johnson, Jaylon-2017-18-19
 Johnson, Joe-2004
 Johnson, Jordan-2005
 Johnson, Joseph-1966-67
 Johnson, Juan-1994-95-96-97
 Johnson, Keith-1943
 Johnson, Marty-2002-04
 Johnson, Nate-2022
 Johnson, Robert-2007-08-09
 Johnson, Tao-2022
 Johnson, William-1957-58
 Johnson, William-1978-79-80
 Johnston, Arthur-1958-59
 Johnston, Chayden-2017
 Johnston, Robert-1940
 Jolley, Gordon-1968-69-70
 Jonas, Jeffery-1959-60-61
 Jonas, Marwin-1928-29-30
 Jones, Brandon-1994-95-96
 Jones, Curt-1985-86-87-88
 Jones, Daniel-1997-98
 Jones, Evert-1955-56-57
 Jones, Hilan-1959-60-61
 Jones, Jason-1993-94
 Jones, Justin-2006-07-08-09
 Jones, Leon-1927-28-29
 Jones, Marcus-1999-00-01-02
 Jones, Michael-1983-84-85
 Jones, Pierre-1992-93
 Jones, Theron-1924-25
 Jones, Vyncent-2010-11-12-13
 Jones, Wayne-1978-79-80-81
 Jones, Wendell-1965-66
 Jones, William-1968
 Joppru, Chris-2008-09
 Jordan, Rex-2018
 Jordan, Ty-2020
 Jorgensen, J.D.-2001-02
 Jorgensen, Rey-1941
 Jorgenson, Emil-1922
 Justin, Airabin-1999-01

K
 Kalani, Charlie-1951-52
 Kalicki, Don-1950-51-52
 Kaminski, Craig-1984-85-86
 Kammernan, Jack-1955
 Kane, Alex-1955-56-57
 Kaneshiro, Ryan-1998-00-01
 Karnofsky, Harlan-1977-79-80
 Kasper, David-1975-76-77
 Kassotis, Andy-1998
 Katoa, Hema-1997-98
 Katz, Clifton-1958

All-Time Lettermen



Kaufman, Walter-1975-76-77
 Kaufusi, Devin-2020-21-22
 Kaufusi, Doug-1998-99-00-01
 Kaufusi, Henry-1994-95
 Kaufusi, Jason-2000-01-02-03
 Kaufusi, Jeff-1994-96
 Kaufusi, Sonny-1987
 Kauha'aha'a, Chad-1993-95-96
 Kaul, Fred-1938-39
 Kaumatule, Falcon-2019-20-21-22
 Kawano, Eddie-1961
 Kay, Harold-1916
 Kearse, Anderson-1951
 Keehan, Terence-1993-95-96
 Keeler, Gene-1963
 Keller, Gary L.-1971-72-73
 Kellery, Ronnie-1970-71
 Kelly, Wally-1942
 Kemoeatu, Chris-2001-02-03-04
 Kemoeatu, Ma'ake-1998-99-00-01
 Kemoeatu, Tevita-2003-04
 Kendall, Logan-2022
 Kennedy, Chase-2022
 Kennedy, Pat-1985-86-88-89
 Kent, Gret-1964-65
 Kerl, Gary C.-1971
 Kerr, Stephen-1917-20-21-22
 Kerrick, Louis-1916
 Ketchoyian, Ron-1982-83-84
 Key, Aiona-2008-09
 Kia, Nate-1993-94-95-96
 Kim, Chester-1940-41-42
 Kimball, Harry-1894
 Kimball, Paul-1894
 Kincaid, Dalton-2020-21-22
 Kine, Joe-1953-54
 King, Creighton-1915-16
 King, Jamel-2007-09
 King, Mitchell-1937
 King, Nygel-2017-18-19
 Kingsbury, Joseph-1900-01-03
 Kinikini, Soni-2013
 Kinkade, Chet-1967-68
 Kinsella, Michael-1977-78
 Kinsey, Billy-2004
 Kirby, Mike-2013
 Kirk, David-1976
 Kirkham, Homer (Mgr)-1937
 Kirkman, Jeff-1991-92-94-95
 Kirkman, Lewis-1924
 Kirkpatrick, Ronald-1979-80-81-82
 Klein, Steven-1983
 Knapp, Alton-1932
 Knickrehm, Gene-1978-79-81-82
 Knierim, Paul-1986-87
 Knight, Colby-1997-98-99
 Knight, J.R.-1969-70-71
 Knight, Ralph-1931-32-33
 Knowles, Edward-1962-63
 Knox, Sean-1987-88-89-90
 Knudson, Gary-1954-55
 Kokal, Thomas-1963-64

Kons, Patrick-1975
 Korns, Roderick-1909
 Kovacevich, Matt-2003-04
 Kozlowski, David-1992-94-95
 Kraft, Don-1957-58
 Kramer, Sidney-1933-34-35
 Krause, Karl-1955
 Krebs, Thomas-1975-76-77-78
 Kruger, Dave-2009-10-11-12
 Kruger, Joe-2010-11-12
 Kruger, Paul-2007-08
 Kruse, Mike-1983-84
 Kubitz, Steven-1983-84
 Kuithe, Brant-2018-19-20-21-22
 Kump, Jaren-2020-21-22
 Kunz, Mike-1982
 Kurz, Gordon-1974-77-78

L
 Lacy, Ryan-2009-11
 Lambert, Kim-1991-92
 Lammle, Wayne-1987-88-89-90
 Langi, Harvey-2011
 Langi, Lolani-2022
 Langston, Gary-1997
 Lanterman, Kyle-2016-17-18-19
 LaRocque, Eugene-1977-78-79-80
 Larsen, Charles-1930-31
 Larsen, Shane-1990-91
 Larsen, Tanner-2014
 Larson, Andrew-1902
 Larson, Delmar-1933-34-35
 Larson, Phillip B.-1976
 Larson, Roland-1952
 LaTendresse, Travis-2002-03-04-05
 Latu, Kamo'i-2020-21
 Latu, Pasili-1988
 Lauaki, Semisi-2019
 Laulu, Sitivi-1998
 Laumea, Sataoa-2019-20-21-22
 Lavarias, Lyle-1973-74-75
 Lave, Taulia-1996-97-98-99
 LaVetter, Dave-1990-91
 Lawler, Kenzel-2021-22
 Lawrence, Frederick-1974
 Lawrence, William-1926-27
 Lawson, Clarence-1994-95-96-97
 Lawson, Jerome-1966-67
 Lawson, Lonnie-1981-82
 Lawson, Todd-1990-91
 Leary, Kareem-1992-94
 Ledbetter, Marquess-2003-04-05
 Lee, Austin-2015
 Lee, Denzil-1922
 Lee, Gordy-1959-60-61
 Lee, Moe-2011-12
 Lee, Robert-1955-56-57
 Lefiti, Soli-2005-06
 Leggins, Bob-1982
 Lehman, Alfred-1944
 Leininger, Michael-1972
 Lennon, Ben-2019

Leota, Niasi-2012
 Lepule, Tai-1994-96-97
 Levine, Howard-1935
 Lewis, Andre-2013-14
 Lewis, Aric-1984-86
 Lewis, Brian-2001-02
 Lewis, Dick-1952-53
 Lewis, Eddie-1982-83-84-85
 Lewis, Mike-1986-90-91-92
 Lewis, Richard-1956
 Lewis, Tareke-2018-19
 Lewton, Terry-1957-58-59
 Liapis, Ronald (Rocky)-1977
 Lieber, Scott-1986-87-88
 Liljenquist, Karsen-2017
 Lillie, James-1913-14-15
 Lind, Lesley K.-1976
 Lindsay, James-1974-75
 Lindsay, Tony-1977-78-79-80
 Link, Jay-1996-97
 Lisk, Drew-2017-18-19
 Liston, Jerry-1954-55-56
 Liston, Paul-1957-58
 Liszka, John-1981
 Liti, Mike-2003-05-06
 Livingston, Eugene-1923-24-25
 Livingston, Mark-1995-96
 Lloyd, Devin-2018-19-20-21
 Lobaugh, David-1977-78-79-80
 Lobendahn, Vince-1990-93
 Locklear, Alex-2019
 Loden, David-1975-76
 Loell, John-1909
 Logan, Donald-1983-84-85
 Lolohea, Al-1987
 Long, Gabe-2006-07
 Longmire, Gordon (Scooter)-1970-71
 Loomis, Taylor-2015
 Lorenz, John (Mgr)-1935
 Lotulelei, Hunter-2021
 Lotulelei, Lowell-2014-15-16-17
 Lotulelei, Star-2010-11-12
 Louks, Corbin-2007-08
 Lovat, D. Tom-1959-60
 Love, Milton-1909-12-14
 Love, Robert-1995-96-97-98
 Lowe, Aaron-2019-20-21
 Lowery, James-1963-64
 Lowery, Marvin-1965-66
 Luafatasaga, David-2016
 Luafatasaga, Kavika-2017
 Lucas, William-1970-72
 Luce, Mike-1931
 Ludwig, Joe-2020-21
 Lund, Sione-2019
 Lundquist, Bob-1955
 Lundy, Johnny-1999-00
 Lunnen, Gerald-1934-35
 Lusk, Harold-1993-94-95-96
 Lusk, Henry-1991-92-93-95
 Lutui, Hiva-2013-14-15
 Lyall, Jeffrey-1978

Lybbert, Evert-1928-29-30
 Lyman, Jeremy-2000-01-02
 Lyman, Josh-2000-01-02
 Lynch, Roger-1943
 Lyons, Rudolph-1926

M
 Ma'afala, Roy-1991-92-93-94
 Mack, Darrell-2005-06-07-08
 Madsen, John-2003-04-05
 Maea, Johnny-2019-20-21-22
 Mahe, John-1987-90
 Mahe, Sione-1994-95
 Maile, Paul-2018-19-20-21-22
 Maires, Chase-2009, 2012
 Malafu, Tevita-2014
 Malaska, Jocelyn-2022
 Manis, Chad-2008-09-10
 Manliguis, Keoni-1991-92
 Manning, Charles-1901
 Manning, Conner-2014
 Manno, Ronald Joseph-1960-61-62
 Manu, Tika-1986-87
 Manutai, Mapusaga-1973-74
 Marchese, Leonard-1981-82-83
 Margetts, Sumner-1913
 Mariner, Siaosi-2016-17-18
 Markgraf, Keegan-2018-19-20-21
 Marks, Faybian-2020-21-22
 Marlowe, Steven-1972-73-74
 Marrelli, Dannie-1972-73
 Mars, Paul-1940
 Marsden, Thomas-1977-78
 Marsh, Curtis-1993-94
 Marsh, Nick-2010-11-12
 Marshall, Eldon-1952
 Marshall, Grady-2002-03-04-05
 Marshall, Robert-1981-83
 Marshall, Steven-1971-72-73
 Marshall, William-1971
 Marston, Derrick-1994-95
 Matthakis, Peter-1913-14-15
 Martin, Errol-1990-91
 Martin, Grant-1944
 Martinek, Brian-1979-80-82
 Martinez, Matt-2007-09-10-11
 Martinez, Ray-1954
 Masina, Uaea-2013-14-15
 Mason, Kevin-1981
 Mason, Miles-2011-12
 Mason, Seward-1902
 Mastelotto, Bob-1958-59
 Mastelotto, James-1956-58
 Mata'afa, Andrew-2019-20-21-22
 Mataeale, Malone-2019-20-21-22
 Matagi, Everest-1996-97-98
 Matheney, Rickey-1976
 Mathews, Bob-1948-49-50
 Mathews, Ron-1988
 Matthews, Luke-2009-10-11-12
 Mauss, Laury-1943-44
 Maxfield, Nalin-1984

INFORMATION

HERE'S UTAH

2023 OUTLOOK

PLAYER BIOS

COACHES & STAFF

SERIES HISTORY

2022 IN REVIEW

BOWL HISTORY

RECORD BOOK



All-Time Lettermen

INFORMATION

HERE'S UTAH

2023 OUTLOOK

PLAYER BIOS

COACHES & STAFF

SERIES HISTORY

2022 IN REVIEW

BOWL HISTORY

RECORD BOOK

May, Gregory-1972
 Mays, Fred-1894
 Mazzotta, Frank-1964-65
 Mbanasor, Sidney-2022
 McAllister, Jon-1981-82
 McBride, June-1928-29-30
 McBride, Norman-1967-68
 McCain, Brice-2005-06-07-08
 McCarty, Murray-1914
 McClain, Munir-2021-22
 McClellon, Delshawn-2013-14-15
 McCloyn, Henry-1979-80-82-83
 McCormick, Danny-2014
 McCormick Jr., Troy-2014-16-17
 McCoy, Mike-1993-94
 McCullum, Joe-1999
 McDonald, Leo-1931-33
 McDonald, Walter-1930-31-32
 McDonough, Paul-1936-37
 McEwen, Craig-1985-86
 McFarren, Fred-1967-68
 McGarry, Bernard-1936-37-38
 McGarry, Leonard-1938
 McGill, Charles-1916
 McGill, Keith-2011-13
 McGivney, Donald-1956-57-58
 McGriff, Joe-1985-86
 McIntyre, George-1892
 McIntyre, John-1974-75
 McIntyre, Roy-1913-14-15
 McKane, Steve-1997-98-99
 McKay, David-1894
 McKee, Lex-1950-51-52
 McKenna, Edward-1906
 McKenna, James-1986-87-89-90
 McKenzie, Fred-1933-34-35
 McKinney, Brandon-2021
 McKissick, John-1937-38-39
 McKissick, Patrick-1964-65-66
 McKnight, William-1961
 McLaughlin, Robert-1959-60
 McMillian, Jeff-1985-86
 McNabb, Griff-2010-11
 McNamara, Thomas-1976-77
 McNitt, Tom-1988-89-91-92
 McNutt, Jaun-2002
 McQuaide, John-1962-63-64
 McQuivey, Dustin-2000-01-02
 McQuivey, Shayne-1988-89-90
 Mecham, Jack-1941
 Mecham, Milton-1936-37
 Medlock, Justin-2022
 Meeves, Henry-1943
 Mele, Lou-1953-54-55
 Mellon, Bascom-1988
 Mellow, Steve-1968-69
 Mendonca, Chris-1985-86-87
 Meredith, Craig-1985-86
 Merritt, LaVere-1954-55
 Merritt, Marc-1994-96-97-98
 Michinock, Peter-1969-70-71
 Migliaccio, Robert-1958-59

Mika, Nick-2014
 Miles, Larry-2002
 Miller, Bronzell-1993-94
 Miller, Ed-1990-91-92-93
 Miller, Jack-1967-68
 Miller, Jerry-1962-63-64
 Miller, Jim-1974
 Miller, Mahlon-1912
 Miller, Richard R.-1971
 Miller, Robert Lee-1962
 Miller, Taylor-2004-05
 Mills, Bob-1943
 Milne, George-1958
 Miraldi, Dean-1978-79-80
 Misi, Koa-2007-08-09
 Mitchell, Charles-1924
 Mitchell, Scott-1987-88-89
 Mitchell, Tim-1983
 Moa, Ben-2002-03
 Moala, Fatu-2010
 Moala, Haloti-1985-87-88
 Moala, Max-2011-12
 Moala, Simi-2019-20
 Moala, Viane-2019-20-21
 Mockett, William-1977-78
 Modesitt, Samuel-1980
 Moeai, Evan-2013-14-16
 Moeai, Kendrick-2009-10-11-12
 Moffat, Howe-1923
 Mokofisi Jr., Filipo-2014-15-16-17
 Mokofisi Sr., Filipo-1982-83-84-85
 Mokofisi, Malakai-2004-06-07
 Mokofisi, Michael-2021-22
 Moksnes, Ketil-1963-64-65
 Moleni, Fisi-1996-97-98-99
 Moleni, Stan-2001
 Molle, Raphael-1991
 Molnar, Steven-1967-68
 Monahan, Fred-1908
 Mondaca, Hank-1982-83-84-85
 Monroe, Carl-1981-82
 Moody, Phil-1957-60
 Moon, Robert-1932
 Mooney, Brian-1952
 Moore, Chris-1983
 Moore, Harry-1903
 Moore, Jesse-1988-89-90-91
 Moore, John-1965-66
 Moore, Tom-1953
 Morely, William-1964-65-66
 Morgan, Nick-1997-98-99-00
 Morley, Dick-1954-55
 Morley, Gary-1954-55
 Morrell, Guy-1975-76-77-78
 Morris, Charles-1900
 Morris, Rob-1952-53
 Morris, Rod-1907
 Morris, Sanford-1951-52-53
 Morris, Thornton (Spide)-1924-25-26
 Morris, Wallace-1931
 Morris-Edwards, Tyron-2011-12-13
 Moseley, Michael-1975-76-78

Moss, Trevor-2007-08-09
 Moss, Zack-2016-17-18-19
 Mott, William-1964
 Mower, Clint-2006-07-08
 Moyle, Dan-1929
 Moyle, James-1922-25
 Moyle, Oscar-1923-24-25
 Murphy, Jake-2011-12-13
 Murphy, Mookie-2008
 Murry, Mike-1987-88-89-90
 Murry, Scott-1989-90-91-92

N

Nacua, Samson-2017-20
 Nagahi, Bo-2001-02-03-04
 Nakken, Herb-1953-54-55
 Nation, Harold-1922-23-24
 Nau, Viliamu-2009
 Nawman, Melvin-1938-39
 Nawman, Pete-1940
 Naylor, Melvin-1912-13
 Naylor, Raymond-1892
 Neal, Mo-2008
 Negrete, Francisco-1977-78-79
 Nelles, R. Adrian-1952-53-54
 Nelson, D. Frank-1942-46-47
 Nelson, Morris-1951-52-53
 Neves, Kaniela-1993-94
 Neville, Robert-1975-76
 New, John-1986-87
 Newell, Shawn-1980-81-82-83
 Newman, Chris-1993-94
 Newman, Greg-2006-07-08
 Newman, Lee-1930
 Nichols, Jeffrey-1971-72
 Nickel, Matt-1997-98-99-00
 Nielsen, James-1944
 Nielsen, Kent-1955
 Nielsen, Kurt-1955
 Nielsen, Wyman-1908-09-10
 Nielson, Brady-2005
 Nielson, Daniel-2012-13-14
 Nielson, Garth-1938-39-40
 Nielson, George-1900
 Niumatalolo, Ali'i-2017-18-19-20-21
 Nofsinger, Terry-1959-60
 Nolan, Jimmy-1996-97
 Norris, Jared-2012-13-14-15
 Norton, Ben-2022
 Norwood, Geoffrey-2012-13-14
 Nosworthy, Dale-1968-69-70
 Nowakowski, Nick-2012-14-15-16
 Nowells, Lawrence-1919
 Noyes, Jordan-2020-21-22
 Nugent, Zak-2002-03
 Nurse, Josh-2017-18-19
 Nuttal, W.-1908
 Nystrom, Theodore-1894

O

O'Bagay, David-1974
 O'Brien, Brent-1988-89
 O'Reilly, John-1965
 Oakley, Donald-1972-74
 Oates, Eugene-2004-05
 Oborn, Gordon-1955-56
 Odom, Stephen-1971-72-73
 Odum, Derrick-1989-90-91-92
 Ofa, Vea-1994-95
 Ogden, Wayne-1973-74
 Okland, Jack-1941-42-43-44
 Olaseni, Bamidele-2019-20-21
 Olevao, Kautai-1995-98-99-00
 Olevao, Loma-2005-06-07
 Oliver, Jarrell-2012
 Olsen, David-1909
 Olsen, Dean-1928-29
 Olsen, Sam-1910-11-12
 Olsen, Victor-1906-07-08-09
 Olson, William-1944
 Onofrio, Edward-1972-73
 Onofrio, Louis-1973-74
 Orchard (Fakahafua), Nate-2011-12-13-14
 Orpheus, Davion-2013-14
 Osborn, Gordon-1955
 Osterman, William-1972-73
 Ostler, Harry-1931-32-33
 Oswald, McKinley-1920-21-24
 O'Toole, Connor-2021-22
 Otterbein, Thomas-1952
 Overton, Jerry-1960-61-62
 Owens, Peter-1980-82-83-84
 Owens, Russell-1917

P

Pace, Thomas-1937-38-39
 Padjen, Mark-1976-77-78-79
 Page, Norman-1936
 Page, Wayne-1940-41-42
 Palamo, Thretton-2011-12-13
 Palepoi, Tenny-2012-13
 Pallay, Doug-1953-54
 Palm, A.F.-1906-07
 Palmer, Mark-2002
 Paloukas, Nick-1954
 Panos, Tom-1943-44
 Pappas, Luke-1937-38-39
 Paraniello, Vincent-1963-64-65
 Park, Luis-1997-98-99
 Parker, Andy-1979-80-82-83
 Parker, Arnold-2000-01-02-03
 Parker, Jeffrey-1976-77
 Parkhurst, Brady-2003-04
 Parks, Money-2020-21-22
 Parry, Oliver-1913-14-15
 Parson, Jeff-1986-87-88-89
 Patrick, Tim-2014-16
 Partridge, Richard-1977-78
 Pascua, Chad-1989-90
 Paton, John-1981-83-84-85
 Patterson, Darren-1985-88-89

All-Time Lettermen



Patterson, Roy-1900-01-02
 Paul, Gionni-2014-15
 Paulo, Darrin-2016-17-18-19
 Paulos, Leon-1966-67-68
 Payne, Daniel-1972-73
 Peake, Steve-1975-76-77
 Pearson, Earl-1924
 Pearson, Jadon-2022
 Pearson, Steve-1986
 Pease, John-1963-64
 Peasley, Cameron-2020-21
 Pedroza, Quinton-2011-12
 Peel, John-2008-09
 Pehrson, Dale-1973
 Pela, Joapa-2012
 Pembroke, Adrian-1926
 Pembroke, Robert-1955-56
 Pendleton, Stewart (Mgr)-1936
 Penisini, John-2017-18-19
 Pennington, Robert-1980
 Pepa, Simote-2021-22
 Peroulis, J.R.-2001-02
 Perriman, Terrell-2019
 Peters, Steve-1987-88-89-90
 Petersen, Coleman-2011-12
 Petersen, Don-1951-52-53
 Petersen, Max-2001-02-03
 Petersen, Ryan-2014
 Petersen, Thornton-1958-59-60
 Peterson, Don-1949-50-52
 Peterson, Edwin-1910-11-12
 Peterson, Henning-1983-84-85-86
 Peterson, Henry-1903-05-06
 Peterson, Jacinto-1993-94-95-96
 Peterson, Ken-1958-61
 Peterson, Lyle-1954-55
 Peterson, Orson-1904
 Peterson, Ray-1938-39-45
 Peterson, Richard-1999-00
 Peterson, Robert-1970-71-72
 Peterson, Vadal-1919
 Peterson, Virgil-1921-22
 Peterson, Wando-1935
 Peterson, Wood-1940-41-42
 Petricca, Joe-1969-70-71
 Petronis, Nick-1993-94
 Pettit, Eric-2004-05
 Pfursich, Edwin-1970-71-72
 Phelps, Matthew-1978-79-80
 Phillips, Andy-2013-14-15-16
 Phillips, Brady-2006
 Phillips, Clark-2020-21-22
 Phillips, Joe-2009-10
 Piazza, Charles-1965-66-67
 Pierce, Chad-1995
 Pierce, Earl-1939-40
 Pierce, Mark-1975-76
 Pierce, Max-1952-53-54
 Pilling, Lorin-1929
 Pine, Chuck-1998-99
 Pine, Edward-1959-60-61
 Pino, Dale-1968-69-70
 Pistorius, James-1940-41

Pitt, Dale-1903-04-05-06
 Plaga, Gene-1950-51-52
 Pleasant-Johnson, LaCarea-2021
 Pledger, TJ-2021
 Poglajen, Carl-1952-53-54
 Polston, Kevin-1984-85
 Polychronis, Tony-1957-59-60
 Pomeroy, Claude-1935
 Pomeroy, DeMotte-1932-34
 Pomeroy, Earl-1927-28-29
 Ponti, Charles-1958-59
 Poole, Bubba-2013-14-15
 Porter, Francis-1916
 Porter, Reggie-2013-14-16
 Porter, Robert (Mgr)-1932
 Poston, Darryl-2005-06-07
 Poti, Isaako-1983-84-85-86
 Potter, Jason-1998-99-00
 Potts, Gary-1991-93
 Pouha, Sione-2001-02-03-04
 Poulson, Bill-1943
 Poulson, Calvin-1968-70-71
 Poulson, Douglas-1966-67-68
 Poulson, F.M.-1894
 Poutasi, Jeremiah-2012-13-14
 Pouvave, Marc-2013-14
 Powell, Emanuel-1989-90
 Powell, Hershell-1968-69
 Powell, Lewis-2001-02-03
 Powers, Bill-1972-73-74
 Pravitt, Reiner-1962-64-65
 Preobrazhensky, Dmitry-2004
 Price, Farrell-1983-84
 Price, Hugo-1910
 Price, Ray-1928-29-30
 Price, Ricky-1981
 Price, Scott-1998-99-00-01
 Pritchett, Robert-1971-72
 Pritchett, Tom-1984-85-86
 Proctor, Tom-1988
 Prouse, Leland-1919-20
 Providence, Virol-1985
 Pruitt, Dean-1986
 Pryor, Jimmie-1991-92-93-94
 Puccinelli, Alex-2005-06-07
 Pugh, Marvin-1933-34
 Pullman, Jerry-1964-65-66
 Pulsipher, Daniel-1991-94-95-96
 Purcell, Dicky-1997-98
 Pututau, Fua-2019-21-22
 Pututau, Hauati-2017-18-19-20-21
 Pututau, Taniela-2022
 Pututau, Tennessee-2020-21-22

R

Radford, Bob-1955
 Radley, Lucky-2012-13
 Rae, Chris-1994-95
 Ramon, Kent-1966-67-68
 Rampton, Richard-1956-57
 Ramsey, Phil-1954
 Ransom, Dexter-2010-11
 Rasmussen, Dave-1954-55

Rasmussen, Glade-1936-37
 Rasmussen, Jay-1959-61
 Ratliff, Brett-2005-06
 Rawlings, Brent-2005
 Rawls, Drew-2019-20
 Ray, Don-1903-05-06
 Ray, Jeff-1999-00
 Reach, Kevin-1983-84-85
 Reckert, Mark-1984-85
 Redding, Jadon-2019-20-21-22
 Reed, Anthony-1978-80-81
 Reed, Chris-2022
 Reed, David-2008-09
 Reed, Scott-1973
 Rees, James-1967-69
 Reese, Greg-2013-14
 Reese, Terrell-2011-12
 Reeve, Howard-1989-90
 Reeves, Bryson-2021-22
 Reeves, Fred-1932-33
 Reeves, Newman-1919
 Reid, Charlie-1978-79-81
 Reid, Gabe-2022
 Reid, John-1961-62-63
 Reid, Karene-2021-22
 Reid, Larry-1971-72-73
 Reid, Spencer-1917
 Reilly, Trevor-2010-11-12-13
 Reinold, Craig-1971
 Reneau-Myers, Noah-2019
 Renfro, Ben-2020-21
 Repich, Robert-1944
 Repp, Caleb-2015-17-18
 Reschke, Rudy-1964
 Revill, Dave-2001-02-03
 Rexford, Mark-1993-94
 Reyes, Jeff-1980-81-82-83
 Reynolds, Fred-1894
 Reynolds, Greg-1987-88-89-90
 Reynolds, Trey-2021
 Rhodes, Sam-1992-93
 Rice, Lance-2000-01-02-03
 Rice, RJ-2006-07-08
 Rich, John-1944
 Richard, Deshawn-2007-08
 Richards, David-1996-97-98
 Richards, Derrek-2004-05-06-07
 Richards, Elmer-1961
 Richards, Lee-1923-25
 Richards, Toby-1994-95
 Richardson, Darwin-1908
 Richardson, George-1941
 Richardson, Harold-1967-68
 Richardson, Henry-1907-08-09-10
 Richardson, Michael-1998-99-00-01
 Richardson, Reggie-1982-83-84-85
 Riches, Norman-1917-19
 Richeson, Robert-1978-79-81
 Richey, Loren-1985-86
 Richins, Aldo-1932-33
 Richins, Courtney-1999
 Richmond, Mike-1988-89-90
 Riehman, Pete-1954-55

Riles, Cedric-1987-88
 Rinaldi, Joe-1932-33-34
 Riser, George-1900-02
 Riser, Orson-1900
 Riser, W.L.-1910
 Rising, Cameron-2020-21-22
 Rivers, Gamaliel-1985-86
 Robbins, Bicknell-1952
 Robbins, Edgar Scott-1969-70-71
 Robbins, Irwin-1900-01-02-04
 Robbins, Roger Lance-1971-72-73
 Roberts, Benjamin-1901-02
 Roberts, Harold-1933-34-35
 Roberts, Thomas-1973-74
 Robertson, Gene-1940
 Robertson, Kevin-1978-80
 Robertson, Sean-1986-87
 Robins, Richard-1973
 Robinson, Gerald-1962-63-64
 Robinson, Joseph-1962-63
 Robinson, Mychal-2008-09-10
 Robles, Griff-2010-11
 Roche, Maurice-1917
 Rock, Stanley-1924-25
 Rodgers, Al-1987
 Rodgers, Del-1978-79-80-81
 Rodriguez-Trammell, Noah-2017
 Roepke, Carl-1953-54
 Rogers, Dallin-2007-10-11-12
 Rogers, Jeffery-1979-80-82-83
 Rohde, Garth-1958
 Rokeni, Lloyd-1990-91
 Rolf, David-2011-12
 Romney, Mike-1981-82
 Romney, Floyd-1920-21
 Romney, Lon-1909-10-11-12
 Romney, Lowell-1914-15-16
 Romney, Milton-1919
 Romney, Ott-1910-11-12
 Romney, Wilford-1917
 Roshek, Michael-1963
 Ross, Gerald (Skip)-1954-55
 Ross, Gregory-1973-74
 Rosse, Richard-1951
 Rosser, Tom-1995-96
 Rowan, Kyrese-2019-20-21
 Rowbotham, John-2000
 Rowe, Eric-2011-12-13-14
 Rowley, Bryan-1989-90-91-93
 Roy, Frank-1963-64
 Rudesill, Steven-1976-77
 Runnels, Ron-1951-52-53
 Russel, J. Parley-1907
 Russell, C.P.-1903-04-05-06
 Russell, Cliff-1998-99-00-01
 Ryan, Kenneth-1924-25
 Rydalch, Don-1951-52-53
 Rydalch, Ronald-1971-72-73

S

Sai, Kapua-2010-11
 Saiz, Manny-1986-88-89
 Sakoda, Louie-2005-06-07-08

INFORMATION

HERE'S UTAH

2023 OUTLOOK

PLAYER BIOS

COACHES & STAFF

SERIES HISTORY

2022 IN REVIEW

BOWL HISTORY

RECORD BOOK



All-Time Lettermen

INFORMATION

HERE'S UTAH

2023 OUTLOOK

PLAYER BIOS

COACHES & STAFF

SERIES HISTORY

2022 IN REVIEW

BOWL HISTORY

RECORD BOOK

Saleaumua, Wes-1982-83-84
 Salido, Dimitri-2016
 Salt, Junior-2013-14
 Sampson, Colt-2006-07-08
 Sampson, Curtis-1984-85
 Sampson, Ernest-1980-82
 Sanders, Antwoine-2001-02
 Sanders, Leroy-1901
 Sanders-Williams, Marcus-2013-14-15
 Sanderson, Scott-1982
 Santiago, Andrew-2014-16
 Santiago, Keala-2019
 Sao, Willie-2004-05
 Sape, Lauvale-1999-00-01-02
 Satoafaiga, Cyrus-1997-98
 Savage, Caine-2020-21-22
 Savage, Joel-1972-73-74
 Savage, Josh-2000-01-02-03
 Savich, Don-1932-33-34
 Savoy, Steve-2003-04
 Scalley, Ford (Bud)-1960-61-62
 Scalley, Morgan-2001-02-03-04
 Schiellack, Butch-1987
 Schiszler, Robert-1974-75-76
 Schlauderaff, Caleb-2007-08-09-10
 Schleckman, Karl-1935-36-37
 Schmidt, Kenneth-1961-62-63
 Schmitt, Brian-1982-83-84
 Schofield, Mazel-1912
 Schulz, Adam-2012-13-14
 Schweitzer, Howard-1909
 Scott, Kenneth-2011-12-14-15
 Scott, Lance-1991-92-93-94
 Scott, Yohance-2000-01
 Scranton, Fred-1904-05-06
 Scruggs, Shayne-2002
 Seabrook, Monte-2014-15
 Seals, Richard-1996-98-99
 Sears, James-1968
 Seeley, Carol-1907
 Seifert, George-1959
 Seili, Corey-2006-07-08
 Sellwood, Sean-2009-10-11-12
 Settle, Francis-1903
 Seul, John-1956-57-58
 Sewell, Nephi-2019-20-21
 Shafsky, Adolph-1919
 Shah Jr., Sharrieff-2014-15-16
 Shah Sr., Sharrieff-1990-91-92-93
 Shaheen, Ameen-2005-06
 Shakerin, Sausan-2009-10
 Shaver, Vernon-1991
 Shaw, Terry-1984-85
 Shaw, Wayne-1936
 Shelby, Derrick-2008-09-10-11
 Sheldon, Frank-1978-79-80
 Shelley, Jason-2018-19
 Shepard, Clint-2014
 Shephard, James-1958
 Sherman, Jack-1944
 Shores, Rex-1909
 Shyne, Armand-2016-18

Shyne, Eric-2005-06
 Siebold, Norman-1936
 Sigloch, Steve-1986-88-89
 Siliga, Sealver-2008-09-10
 Silver, Walter-1919-20
 Simmons, Bill-1941
 Simmons, Darold-1952-53
 Simmons, Gerald-1952-53
 Simons, Lynn-1953-54
 Simonson, Jerry-1967-68-69
 Simpkins, Demari-2016-17-18-19
 Simpkins, Ernest-1929
 Sims, Barry-1995-96
 Sims, Matt-2006-07
 Singleton, Raelon-2015-16-17
 Sirstins, Rob-2001-02
 Skidmore, Earl-1913
 Slavens, Dylan-2018-19
 Sleater, Roland-1932-33
 Small, Ronald-1975-76
 Smith, Alex-2002-04
 Smith, Bill-1952
 Smith, Carl-1955-56-57
 Smith, Charles-1966-67
 Smith, Charles-1970
 Smith, Chris-1982-83-84
 Smith, Clarence-2014-15
 Smith, Clifton-1987-88-89-90
 Smith, Craig-1967-68-69
 Smith, David-1967-68-69
 Smith, Demere-1991
 Smith, Dennis-1986-87-88-89
 Smith, Dennis-2000-01
 Smith, Galen-1954
 Smith, Garrett-1999-00-01-02
 Smith, Greg-1985-86-87-88
 Smith, Joseph-2012-13
 Smith, Milton-1944
 Smith, Neil-1920-21-22
 Smith, Oscar-1922
 Smith, Ryan-2004-05
 Smith, Sean-2006-07-08
 Smith, Steve-1999-00
 Smith, Winston-1939
 Smithson, Shaky-2009-10
 Snarr, Hamner-1926-27-28
 Snoddy, Theodore-1964-65
 Snow, Fred-1907-08
 Snow, Paul-1936-37-38
 Snyder, Mark-1983
 Snyder, Mike-1984-86-87-88
 Sobiech, Scott-1979
 Sobolewski, Michael-1977-78
 Soffe, Carlos-1938-39-40
 Soffe, Don-1943
 Soliai, Paul-2005-06
 Soliven, Ben-2010
 Solomon, Roland-1975-77-78
 Sonntag, Nick-2004
 Sopjes, William-1967
 Sorensen, Brandon-1994
 Sorensen, Neil-1953-54

Sorenson, Christian-1980
 Sorenson, Dale-1939-40
 Soulds, Gregory-1967-68
 Souza, Sean-2000-01-02
 Specter, Isadore-1939-40-41
 Speedie, Max-1939-40-41
 Speer, Todd-1979-81
 Spellman, Glenn-1985
 Spencer, Ike-1972-73-74
 Spencer, Michael-1974-75-76
 Spendlove, Floyd-1939-40-41
 Sperry, LaVerle-1941
 Spikes, Victor-2009-10-11-12
 Spinazzola, Daniel-1960-62
 Spindler, Lynn-1952
 Stanford, R.J.-2006-07-08-09
 Stanley, Jason-1993
 Stapley, Derrick-1993-94
 Stapley, Stanley-1942
 Staten, Dwight-1967-69
 Steckling, Mike-2007
 Stephens, John-1933
 Steptoe, Jack-1976-77
 Stevens, Don-1949
 Stevens, Harold-1922
 Stevens, John-1935
 Stevens, Mark-1983-84
 Stevens, Mike-1972-73
 Stevens, Richard-1971-72-73
 Stevens, Tally-1942
 Stevens, Tevita-2009-10-11-12
 Stevens, William-1939
 Stevenson, Merlon-1920
 Stewart, Barnard-1894
 Stewart, Daniel-1977-79-80-81
 Stewart, Darrien-2021-22
 Stewart, Elwood-1966
 Stiefel, Moses-1920
 Stiles, Lynn-1961-62
 Still, Travis-2012-13
 Stillman, Gilbert Pat-1960-61-62
 Stipech, John-1964-65-66
 Stoats, William-1971
 Stone, Jordan-1981-82
 Stone, Larry-67-68-69
 Stowers, Ray-2006-07-08-09
 Strauch, Andrew-2019
 Street, James-67-68
 Stringfellow, Joseph-1894
 Strobel, Roger-1903
 Strong, Tré-2018
 Stroth, Doug-1987-88
 Stuhr, Erik-1996
 Suba, Walter-1956-57
 Suguturaga, Miki-2019-20-21-22
 Sukowicz, Don-1949-50-51
 Summerhays, Joe-1934-35
 Summerhays, Preston-1928-29-30
 Summerhays, Robert-1944
 Sumner, Raymond-1910-12-13
 Sutcliffe, Jamie-2013
 Sutura, Casey-2006-07

Sutherland, Rex-1911-12-13
 Sutherland, Will-1906
 Sutton, William-1905
 Swan, George-1970
 Swan, MacDonald-1919-20-21
 Swan, Thornley-1933-34-35
 Swan, William-1937-38-39
 Swaney, Adam-1992-93
 Swanson, Mark-1990-91-92-93
 Sybrowsky, Nathan-1995-96-97
 Sylvester, Stevenson-2006-07-08-09

T

Ta'amu, Ed-1998-99-00-01
 Ta'ase, Tunufai-1986-87
 Tafua, Mika-2018-19-20-21
 Tafuna, Junior-2021-22
 Taggart, Darchon-2013
 Tagovailoa, Fano-2004-05-06
 Talaeai, Rod-1998-99
 Talamaivao, Lei-2007-09-10
 Talamaivao, Pene-1995-97-98
 Talavou, Kelly-2005-06
 Talley, Mo-2014
 Tangerro, Joe-1950-51
 Tanner, Damilyn-2008
 Tanner, Paul-1954-55
 Tanuvasa, Keanu-2022
 Tanuvasa, Shawn-1995
 Taplin-Ross, Justin-2007-08-09-10
 Tarver, Daniel-1980-81-82-83
 Tarver, Joe-1979-80-82-83
 Tasini, Pasoni-2015-16
 Tate, Adam-2000-01
 Tate, Richard-1966
 Tate, Steve-2005-06-07
 Tatton, Rhett-1996-97
 Tauanuu, Vince-1995-96
 Taufer, Louis-1921-22
 Taufer, Victor-1924-25-26-27
 Taumoelau, Percy-2010-11-12-13
 Taumoepenu, Pita-2013-14-15-16
 Tausinga, Sam-1988-89
 Tauteoli, Moses-1990
 Tauteoli, Sunia-2015-16-17
 Taylor, Alphonso-2019
 Taylor, Eric-1985
 Taylor, Johnny-1981-82
 Taylor, Lloyd-1916
 Taylor, Mark-1971-73
 Taylor, Ryan-2007
 Taylor, Steven-1963-64
 Taylor, Terry-1974-75
 Taylor, Zane-2007-08-09-10
 Teahan, James-1978-79-80-81
 Tedesco, Fred-1930-31-32
 TeGantvoort, Charlie-2004-05
 Tenifa, Lolo-2009
 Tetley, Lewis-1964-65
 Tetley, Warren-1969
 Tevi, Sam-2013-14-15-16
 Thedford, Hunter-2019

All-Time Lettermen



Thomas, Cecil-1991-92-93
 Thomas, Don-1941-42
 Thomas, Justin-2013-14-15-16
 Thomas, Louis (Speedy)-1967-68
 Thomas, Mike-1997-98
 Thomas, Seth-1894
 Thomas, Tavion-2021-22
 Thompson, Bryan-2017-18-19
 Thompson, Dominique-2019-20
 Thompson, Donovan-2016-17-18
 Thompson, James-1987-88
 Thompson, Jason-2014-15-16
 Thompson, Kendal-2014-15
 Thompson, Norman-1969-70
 Thompson, Tom-1952-53-54
 Thornburg, Andrew-1965-66
 Thornton, Rusty-1948-49-50
 Thorum, Alphonso-1916
 Tialavea, Don-1981
 Tillotson, Blake-1976
 Titus, Tobias-2008
 Toala, Paul-2017-18-19
 Todd, Thomas-1936-37
 Todd, Tim-1993-94
 Tofaeono, Jeremiah-2010-11-12-13
 Togiaia, Tanoa-2021-22
 Tollman, Gerald-1965-66-67
 Tolman, Justin-1912-13-14
 Tomlinson, Gary-1955
 Tonga, Aaron-2007-08
 Tonga Jr., Pita-2017-18-19
 Tonga Sr., Pita-1988-89-90-92
 Tonga, Westlee-2010-11-12-14
 Tongaonevai, Ron-2010
 Toone, Spencer-2003-2004-05
 Topps, Reggie-2009-10-11-12
 Tovey, Dave-1993
 Towns, Tanqueray-2013
 Trachtenberg, Joel-1967
 Trapletti, Michael-1979-80
 Travers, Jack-1913
 Truhe, Cletus Tommy-1997-98-99
 Trumpy, Robert-1966
 Tucker, Erroll-1984-85
 Tucker, Rick-1994-95
 Tufaga, Wes-1997-98-99-00
 Tu'ikolovatu, Stevie-2014-15
 Tuimauga, Derek-2009-12-13
 Tuinei-Wily, Zeke-2006
 Tui'one, Junior-2008-09-10
 Tuipulotu, LT-2011-12-13
 Tukuafu, Pasa-1987-88
 Tune, Zach-2001-02
 Tupai, Maxs-2017-18-19
 Tupola, Tavo-2003-04-05-06
 Turner, Albert-1939
 Turner, Charles-1938-39-40
 Turner, William-1963-64
 Tyler, Nate-1967-68
 Tynes, John (Bud)-1959-61-62

U

Uhatafe, Salesi-2014-15-16-17
 Uluave, Semisi-1994
 Umana, Orlando-2017-18-19
 Umphrey, Richard-1977
 Unutoa, Dymond-2005
 Ure, Lincoln-1921
 Urses, John-1955-56-57
 Utter, Floyd-1928-29-30
 Utu, Donny-1996-97-98-99
 Uyeshiro, Stanley-1958-59-60

V

Vainuku, Vaha-2016
 Vakalahi, Tevita-2001-02
 Vakapuna, Tauni-2010-11
 Vaki, Sione-2022
 Van Cott, Lewellyn-1923
 Van Galder, Donald-1971-72-73
 Van Law, William-1926-27
 Van Orden, Chris-2014-15
 Van Pelt, Roger-1914-15-16
 Van Sciver, Brett-1977-79-80-81
 Van Voorhies, John (Mgr)-1934
 Vargas, Pedro-1980
 Varley, Thomas-1905-06
 Vaughn, Stuart-1955-56-57
 Vaughn, Zemaiah-2020-21-22
 Vedder, Kurt-1985-86
 Ventriglia, Chad-1994-95
 Vele, Devaughn-2019-20-21-22
 Verbalaitis, Rick-1991-92-93
 Vickers, Derrick-2018-19
 Vierra, Ken-1956-57-58-59
 Vierra, Kenny-1981-82
 Vimahi, Aliko-2021-22
 Vincent, Charlie-2020-21-22
 Voss, Jason-2004-05-06
 Vroman, Ben-2006-07-08-09
 Vyfvinkel, Mike-1987-88

W

Wade, Jack-1952-53-54
 Wade, James-1901-02-03-04
 Wade, Zack-2009
 Wagner, Dennis-1978-79
 Wagner, Scott-1986-87
 Wagoner, Larry-1962
 Wagstaff, Tim-1988
 Walda, Lawrence-1969-70-71
 Walejko, Mark-1989-90-91-92
 Walker, Carlton-1983-84
 Walker, Chaz-2008-09-10-11
 Walker, Darren-1995-96-97-98
 Walker, David-1969-70
 Walker, Jesse-1908-09
 Walker, Justin-2004
 Walker, Lewis-1978-79
 Walker, Lewis-2012
 Walker, Michael-2010-11-12-13
 Walker, William-1983-84
 Wall, Dennis-1972-73

Wall, Larry-1975-76
 Walling, Les-1930-31
 Walsh, William-1965
 Walterscheid, Justin-2001-02
 Ward, Duncan-1957-58
 Ward, Harvey-1915
 Ward, Kurt-1981
 Ward, Matt-1999-00
 Wareing, George-1917
 Warfield, Brandon-2002-03
 Warfle, Harold-1958-59-60
 Warner, Homer Jr.-1942
 Warner, Homer R.-1974-75-76
 Warner, Homer-1915-16-17
 Warren, Paris-2003-04
 Warthman, Leroy-1913
 Washington, Chris-2010
 Washington, Derek-1975-76-77
 Wasko, Douglas-1961-62-63
 Watkins, Dave-1963-64
 Watkins, George-1928-29-30
 Watkins, Glen-1920-21-22-23
 Watkins, Quincy-2001
 Watson, Douglas-1976-77-79
 Watson, Mike-1987
 Watt, Richard-1961-62
 Watts, Walter-2007-08-09-10
 Weaver, VarSelle-1951-52
 Weddle, Eric-2003-04-05-06
 Weeks, Mike-1974-75-76
 Wegis, Tyler-2022
 Weight, Cody-2001-02
 Weixler, Dave-2013
 Welch, Elmer-1929-30-31
 Welch, Joe-1990-92
 Welling, Arthur-1900
 Wells, Charles-1954-55
 Wells, Philippe-1999-00
 Wells, Rodney-1987
 Wesson, Elijah-2006-07-08-09
 West, El Roy-1943
 Weston, George-1900-01-02
 Weston, John-1900-01
 Westort, Ray-1950-51-52
 Westphal, Keen-1932-33
 Wheeler, Quinn-1995-96
 Wheelwright, Eric-1986
 Wheelwright, Scott-1989
 Whetman, Golden-1999-00
 Whiddon, Derek-1991-92-93
 White, Anthony-2000-01-02-03
 White, Boyd-1940-41
 White, Dave-1987
 White, Dick-1955
 White, Hartley-1940
 White, John-2011-12
 White, Phillip-1978
 White, Sam-1997-98-99
 White, Steve (Tiny)-1978-79
 White, Tyler-2012
 Whitely, Jim-1966-68
 Whiting, Heber-1924-25

Whitney, Chaucy-1919
 Whitney, Hardin-1922-23-24
 Whittingham, Alex-2014-15-16-17
 Whittingham, Jason-2012-13-14-15
 Whittingham, Tyler-2010-11
 Wicker, Howard-1942
 Wide, Eddie-2007-08-09-10
 Wiley, I.E.-1894
 Wilkinson, Thomas-1944
 Williams, Bob-1943
 Williams, Gary-1955
 Williams, Grayland-1988-89
 Williams, James-1991
 Williams, Jamil-1994
 Williams, Jaysen (J.J.)-2006-09-10-11
 Williams, Joe-2015-16
 Williams, Karl-2011-12-13
 Williams, Keith-1991-92-93
 Williams, Marcus-2014-15-16
 Williams, Michael-2021-22
 Williams, P.J.-1987
 Williams, Reza-2003-04
 Williams, Rolfe-1924-25
 Williams, Sean-1989-90-91-92
 Williams, Tavaris-2014
 Williams, Troy-2016-17
 Williams, Tyger-1988
 Williams, Tyler-2006-07-08-09
 Williams, Zereoue-2021-22
 Wilmore, Jordan-2019
 Wilson, Earl-1916
 Wilson, Kevin-1999-00-01
 Wilson, Larry-1957-58-59
 Wilson, Marquis-2005-06-07
 Wilson, Mike-1993-94
 Wilson, Travis-2012-13-14-15
 Wimmer, Reed-1911
 Winder, Dick-1952
 Winder, Richard-1938
 Winegar, Trevor-2001
 Winslow, Dwight-1944
 Wirthlin, Joe-1936
 Wirthlin, Meeks-1943
 Wirthlin, Roy-1922
 Wise, Brian-1987-88
 Wishnowsky, Mitch-2016-17-18
 Wismar, Monroe (Mgr)-1932
 Witkin, Dean-1987-88-89-90
 Witte, Arthur-1969
 Woffinden, Calvin-1971
 Wolcott, Ronald-1969
 Womack, George-1983-84
 Wood, Jason-1988-89
 Wood, Joey-2018
 Woods, Jason-1990
 Woods, Marcus-1993-94
 Woods, Rondle-1979-80
 Woods, Sherman-1932-33
 Woodson, Robert-1964-65-66
 Woodward, Don-1983-84-85-86
 Woodward, Mason-2017-18-19
 Worly, Richard-1967-68

INFORMATION

HERE'S UTAH

2023 OUTLOOK

PLAYER BIOS

COACHES & STAFF

SERIES HISTORY

2022 IN REVIEW

BOWL HISTORY

RECORD BOOK



All-Time Lettermen

INFORMATION

Worobec, Elwin-1978
 Wright, Jerome-2003-04
 Wright, Mike-2006-07-08-09
 Wullstein, Adolph-1924-25
 Wynn, Jordan-2009-10-11-12

Y

Yancy, Kameron-2009-10
 Yarrington, Lyle-1944
 Yassmin, Thomas-2019-20-21-22
 Yeates, Bill-1952-55
 Yergensen, Chris-1991-92-93
 York, Kelvin-2012-13
 Yoshihara, Jack-1943
 Young, Antonio-2002-03-04-05
 Young, Dre'Vian-2014-15
 Young, Kenric-2014-15-16-17
 Young, Steve-1991-92
 Young, Stewart-1910
 Young-Smith, Tyrone-2015-16-18-21

HERE'S UTAH

2023 OUTLOOK

PLAYER BIOS

Z

Zilligan, Joe-1902
 Zundel, Ben-1944

COACHES & STAFF

SERIES HISTORY

2022 IN REVIEW

BOWL HISTORY

RECORD BOOK

Homecoming Games



11-12-21	Colorado	T	0-0
11-4-22	Colorado College	W	20-7
11-17-23	Colorado	L	7-17
10-18-24	Arizona	W	32-7
10-24-25	Colorado	W	12-7
10-30-26	Colorado A.C.	W	10-6
10-22-27	Colorado	W	20-13
11-3-28	Colorado College	W	27-21
10-19-29	Colorado	W	40-0
11-8-30	Colorado College	W	41-6
10-31-31	Colorado A.C.	W	60-6
10-29-32	Utah State	W	16-0
11-11-33	Colorado	W	13-6
10-27-34	Oregon	L	7-8
11-9-35	Colorado	L	0-14
11-14-36	Hawaii	Canceled (ship strike)	
11-14-36	Texas A&M	L	7-20
11-6-37	Colorado	L	7-17
11-12-38	Colorado State	W	13-0
11-4-39	Colorado	L	14-21
10-26-40	Denver	W	25-14
11-1-41	Colorado	W	46-6
10-24-42	Denver	W	21-12
11-6-43	Colorado	L	19-22
11-11-44	Denver	T	0-0
11-3-45	Denver	W	33-21
11-2-46	Colorado	W	7-0
10-18-47	Denver	W	13-7
10-30-48	Colorado	W	14-12
11-5-49	Colorado A&M	L	12-21
10-21-50	Wyoming	L	13-53
10-20-51	Denver	W	17-14
11-1-52	Colorado	L	14-20
11-14-53	Colorado A&M	W	35-14

10-30-54	Idaho	L	13-14
10-22-55	Wyoming	L	13-23
10-27-56	Idaho	L	21-27
11-3-57	Colorado State	W	55-0
10-18-58	Denver	W	20-16
10-24-59	Wyoming	L	7-21
10-22-60	Denver	W	49-16
10-28-61	Wyoming	L	6-13
10-20-62	New Mexico	T	7-7
10-26-63	Wyoming	L	23-26
10-24-64	Arizona State	W	16-3
10-30-65	Colorado State	W	22-19
10-29-66	New Mexico	W	27-0
11-4-67	Arizona State	L	32-49
11-2-68	BYU	W	30-21
11-1-69	Utah State	W	27-7
10-24-70	Arizona	W	24-0
10-30-71	Wyoming	L	16-29
10-28-72	New Mexico	W	59-14
11-3-73	Arizona State	W	36-31
11-2-74	San Jose State	L	6-24
11-1-75	Arizona State	L	14-40
11-6-76	New Mexico	W	34-31
11-12-77	UTEP	W	29-17
11-4-78	New Mexico	L	12-24
11-10-79	UTEP	W	35-0
10-25-80	Colorado State	T	21-21
10-31-81	San Diego State	W	17-14
11-6-82	Utah State	W	42-10
11-5-83	CS-Fullerton	W	47-20
11-3-84	Colorado State	W	35-23
11-9-85	New Mexico	W	58-49
11-8-86	Colorado State	W	38-28
11-7-87	UTEP	L	24-30

10-29-88	San Diego State	W	41-20
10-10-89	Colorado State	L	10-50
10-20-90	UTEP	W	37-23
10-26-91	San Diego State	L	21-24
10-24-92	UTEP	L	13-20
10-30-93	San Diego State	W	45-41
10-29-94	UTEP	W	52-7
10-28-95	Utah State	W	40-20
10-26-96	Tulsa	W	45-19
10-25-97	New Mexico	W	15-10
9-26-98	Boise State	L	28-31
9-18-99	Utah State	W	38-18
9-15-00	Air Force	L	14-23
9-29-01	New Mexico	W	37-16
9-28-02	Air Force	L	26-30
10-11-03	San Diego State	W	27-6
9-25-04	Air Force	W	49-35
10-15-05	San Diego State	L	19-28
9-30-06	Boise State	L	3-36
9-29-07	Utah State	W	34-18
9-27-08	Weber State	W	37-21
9-26-09	Louisville	W	30-14
9-25-10	San Jose State	W	56-3
10-1-11	Washington	L	14-31
9-15-12	BYU	W	24-21
9-14-13	Oregon State	L (OT)	51-48
9-27-14	Washington State	L	27-28
10-10-15	California	W	30-24
10-8-16	Arizona	W	36-23
10-7-17	Stanford	L	20-23
10-20-18	USC	W	41-28
9-28-19	Washington State	W	38-13
9-25-21	Washington State	W	24-13
10-1-22	Oregon State	W	42-16

UTAH VS. HOMECOMING OPPONENTS

Arizona	3-0
Arizona State	2-2
Boise State	0-2
BYU	2-0
California	1-0
Cal State Fullerton	1-0
Colorado	7-6-1
Colorado College	3-0
Colorado State	8-2-1
Denver	7-0-1
Idaho	0-2
Louisville	1-0
New Mexico	6-1-1
Oregon	0-1
Oregon State	1-1
San Diego State	4-2
San Jose State	1-1
Stanford	0-1
Texas A&M	0-1
Tulsa	1-0
USC	1-0
Utah State	6-0
UTEP	4-2
Washington	0-1
Washington State	2-1
Weber State	1-0
Wyoming	0-6
Total	63-34-4



Clark Phillips III lights the U after a three-interception performance with a pick-six vs. Oregon State on Homecoming 2022.



128 Years with the Utes

1892 (0-1)

Head Coach: Unknown

Utah State	L	0-12	Nov. 25	Logan
------------	---	------	---------	-------

1894 (1-2)

Head Coach: Robert Harkness

City High	L	4-20	Oct. 4	Salt Lake City
YMCA	L	0-14	Nov. 3	Salt Lake City
City High	W	14-6	Nov. 29	Salt Lake City

1895 (0-1)

Head Coach: Walter Shoup

YMCA	L	0-20	Nov. 28	Salt Lake City
------	---	------	---------	----------------

1896 (3-2)

Head Coach: C.B. Ferris

BY Academy	W	12-4	Apr. 6	Salt Lake City
BY Academy	W	6-0	Nov. 14	Salt Lake City
Crescents	L	0-4	Nov. 26	Salt Lake City
BY Academy	L	6-8	Dec. 5	Provo
City High	W	6-4	Dec. 25	Salt Lake City

1897 (1-5)

Head Coach: Byron Cummings

YMCA	L	0-8	Oct. 23	Salt Lake City
LDS College	W	8-0	Nov. 1	Salt Lake City
Collegiate Institute	L	4-6	Nov. 5	Salt Lake City
YMCA	L	0-16	Nov. 25	Salt Lake City
BY Academy	L	0-14	Dec. 4	Salt Lake City
BY Academy	L	0-22	Dec. 18	Provo

1898 (2-1)

Head Coach: Benjamin Wilson

City High	L	0-6	Nov. 14	Salt Lake City
BY Academy	W	5-0	Nov. 24	Salt Lake City
All Hallows	W	Forfeit	Dec. 12	Salt Lake City

1899 (2-1)

Head Coach: Charles Gatehouse

9th Calvary	W	18-0	Nov. 3	Salt Lake City
9th Calvary	W	5-0	Nov. 13	Salt Lake City
City High	L	0-34	Nov. 25	Salt Lake City

1900 (2-1)

Head Coach: Harvey R. Holmes

All Hallows	W	36-6	Nov. 10	Salt Lake City
Utah State	W	21-0	Nov. 17	Logan
YMCA	L	0-6	Nov. 24	Salt Lake City

1901 (3-1)

Head Coach: Harvey R. Holmes

Ogden High	W	12-0	Oct. 19	Salt Lake City
All Hallows	W	16-0	Oct. 26	Salt Lake City
Utah State	W	17-0	Nov. 9	Salt Lake City
Nevada	L	2-6	Nov. 28	Salt Lake City

1902 (5-2-1)

Head Coach: Harvey R. Holmes

Fort Douglas	W	5-0	Sep. 26	Salt Lake City
Ogden High	W	29-5	Oct. 4	Ogden
Salt Lake High	W	41-0	Oct. 11	Salt Lake City
Fort Douglas	W	35-0	Oct. 18	Salt Lake City
Colorado A.C.	T	0-0	Oct. 25	Salt Lake City
National Guard	L	0-11	Nov. 1	Salt Lake City
Utah State	W	18-0	Nov. 15	Salt Lake City
Stanford	L	11-35	Nov. 27	Salt Lake City

1903 (3-5)

Head Coach: Harvey R. Holmes

Ogden High	W	11-0	Sep. 26	Ogden
Colorado	L	0-22	Oct. 3	Boulder
Fort Douglas	W	63-0	Oct. 10	Salt Lake City
Utah State	L	0-17	Oct. 17	Logan
Denver	L	0-10	Oct. 31	Salt Lake City
12th Infantry	W	46-0	Nov. 14	Salt Lake City
Colorado A.C.	L	5-16	Nov. 26	Salt Lake City
Carlisle	L	0-22	Dec. 19	Salt Lake City



JOSEPH H. MADDOCK
(1904-09)
Record: 28-9-1

1904 (7-1)

Head Coach: Joseph H. Maddock

Colorado	L	6-33	Oct. 1	Salt Lake City
Montana	W	17-0	Oct. 15	Salt Lake City
Oregon Short Line	W	50-0	Oct. 22	Salt Lake City
Denver	W	12-0	Oct. 29	Denver
Wyoming	W	23-0	Oct. 31	Laramie
Fort Douglas	W	107-5	Nov. 5	Salt Lake City
Utah State	W	43-0	Nov. 19	Salt Lake City
Colorado College	W	43-0	Nov. 24	Salt Lake City

1905 (6-2)

Head Coach: Joseph H. Maddock

Wyoming	W	31-0	Oct. 7	Salt Lake City
Montana	W	42-0	Oct. 14	Missoula
Denver	W	24-6	Oct. 21	Salt Lake City
Fort Douglas	W	129-0	Oct. 28	Salt Lake City
Colorado	L	5-46	Nov. 4	Boulder
Colorado Mines	L	0-22	Nov. 11	Salt Lake City
Utah State	W	5-0	Nov. 25	Logan
Colorado A.C.	W	24-0	Nov. 30	Salt Lake City

1906 (4-1)

Head Coach: Joseph H. Maddock

Colorado College	L	0-6	Oct. 13	Colorado Springs
Denver	W	24-0	Oct. 20	Denver
Montana	W	42-0	Nov. 3	Salt Lake City
Colorado	W	10-0	Nov. 17	Salt Lake City
Utah State	W	35-0	Nov. 29	Salt Lake City

1907 (4-2)

Head Coach: Joseph H. Maddock

Denver	W	24-4	Oct. 12	Salt Lake City
Colorado Mines	W	16-10	Oct. 26	Salt Lake City
St. Vincent's	L	5-11	Nov. 2	Los Angeles
Utah State	W	10-0	Nov. 9	Salt Lake City
Colorado	L	10-24	Nov. 16	Boulder
Colorado College	W	13-10	Nov. 28	Salt Lake City

1908 (3-2-1)

Head Coach: Joseph H. Maddock

Denver	L	15-17	Oct. 10	Denver
Colorado College	L	4-18	Oct. 17	Colorado Springs
Fort Douglas	W	11-0	Oct. 24	Salt Lake City
Wyoming	W	75-0	Nov. 7	Salt Lake City
Colorado	W	21-14	Nov. 14	Salt Lake City
Idaho	T	0-0	Nov. 26	Salt Lake City

1909 (4-1)

Head Coach: Joseph H. Maddock

Utah State	W	28-0	Oct. 9	Logan
Colorado Mines	L	8-14	Oct. 23	Denver
Fort Douglas	W	21-5	Oct. 30	Salt Lake City
Montana A.C.	W	46-0	Nov. 13	Salt Lake City
Utah State	W	22-0	Nov. 25	Salt Lake City



FRED BENNION
(1910-13)
Record: 16-8-3

1910 (4-2, 2-2 RMC)

Head Coach: Fred Bennion

Utah State	W	21-12	Oct. 8	Logan
Colorado Mines*	W	6-0	Oct. 15	Salt Lake City
Colorado College*	L	17-21	Oct. 22	Salt Lake City
Colorado*	L	0-11	Oct. 29	Denver
Denver*	W	20-0	Nov. 12	Salt Lake City
Utah State	W	6-0	Nov. 24	Salt Lake City

1911 (5-1-1, 3-1-1 RMC)

Head Coach: Fred Bennion

Colorado A.C.*	W	51-0	Oct. 7	Salt Lake City
Denver*	T	0-0	Oct. 14	Denver
Montana A.C.	W	97-0	Oct. 28	Salt Lake City
Colorado Mines*	W	15-0	Nov. 4	Salt Lake City
Colorado College*	W	18-6	Nov. 11	Colorado Springs
Colorado*	L	0-9	Nov. 18	Salt Lake City
Idaho	W	19-0	Nov. 30	Salt Lake City

1912 (5-1-1, 4-1 RMC)

Head Coach: Fred Bennion

Wyoming*	W	9-0	Oct. 5	Salt Lake City
Denver*	W	66-0	Oct. 19	Salt Lake City
Colorado Mines*	W	18-3	Oct. 26	Denver
Montana	W	10-3	Nov. 2	Salt Lake City
Colorado*	L	0-3	Nov. 9	Denver
Colorado College*	W	43-0	Nov. 16	Salt Lake City
Utah State	T	7-7	Nov. 28	Salt Lake City

1913 (2-4-1, 1-2 RMC)

Head Coach: Fred Bennion

Fort Douglas	W	89-6	Oct. 11	Salt Lake City
Colorado College*	W	7-6	Oct. 18	Colorado Springs
Colorado Mines*	L	0-7	Oct. 25	Salt Lake City
Colorado*	L	12-30	Nov. 8	Salt Lake City
Occidental	L	14-26	Nov. 15	Los Angeles
Cal Poly-Pomona	T	7-7	Nov. 19	Clairmont
Utah State	L	0-21	Nov. 27	Logan

128 Years with the Utes



1914 (3-3, 2-3 RMC)

Head Coach: Nelson H. Norgren

Wyoming*	W	20-0	Oct. 10	Salt Lake City
Colorado College*	L	7-46	Oct. 17	Salt Lake City
Colorado Mines*	L	6-13	Oct. 24	Denver
Colorado*	L	0-33	Nov. 7	Boulder
Occidental	W	34-14	Nov. 14	Salt Lake City
Utah State*	W	29-2	Nov. 26	Salt Lake City

1915 (5-2, 4-2 RMC)

Head Coach: Nelson H. Norgren

Wyoming*	W	70-7	Oct. 9	Salt Lake City
Colorado A.C.*	L	9-21	Oct. 16	Salt Lake City
Colorado Mines*	W	7-0	Oct. 23	Salt Lake City
Colorado*	W	35-3	Oct. 30	Salt Lake City
Colorado College*	L	7-27	Nov. 6	Colorado Springs
USC	W	20-13	Nov. 20	Salt Lake City
Utah State*	W	14-0	Nov. 25	Logan

1916 (3-2, 2-2 RMC)

Head Coach: Nelson H. Norgren

USC	W	27-12	Oct. 21	Los Angeles
Colorado*	W	28-0	Oct. 28	Salt Lake City
Utah State*	W	46-0	Nov. 11	Salt Lake City
Colorado A.C.*	L	6-12	Nov. 18	Fort Collins
Colorado College*	L	6-21	Nov. 30	Salt Lake City

1917 (2-4, 2-3 RMC)

Head Coach: Nelson H. Norgren

Wyoming*	W	14-0	Oct. 20	Salt Lake City
Colorado College*	L	0-21	Oct. 27	Colorado Springs
Colorado A.C.*	W	25-12	Nov. 3	Salt Lake City
Colorado*	L	9-18	Nov. 10	Boulder
USC	L	0-51	Nov. 17	Salt Lake City
Utah State*	L	0-14	Nov. 29	Salt Lake City

1919 (5-2, 4-1 RMC)

Head Coach: Thomas Fitzpatrick

Colorado College*	W	20-0	Oct. 11	Salt Lake City
Colorado A.C.*	L	21-34	Oct. 18	Fort Collins
Idaho	W	20-0	Oct. 25	Salt Lake City
Montana A.C.*	W	66-0	Nov. 1	Salt Lake City
Colorado*	W	7-0	Nov. 8	Salt Lake City
USC	L	7-20	Nov. 15	Los Angeles
Utah State*	W	10-0	Nov. 29	Salt Lake City

1920 (1-5-1, 1-2-1 RMC)

Head Coach: Thomas Fitzpatrick

Colorado College*	L	2-20	Oct. 16	Colorado Springs
California	L	0-63	Oct. 23	Berkeley
Nevada	L	7-14	Oct. 30	Salt Lake City
Colorado*	W	7-0	Nov. 6	Boulder
Idaho	L	0-10	Nov. 11	Boise
Wyoming*	T	0-0	Nov. 20	Salt Lake City
Utah State*	L	10-0	Nov. 25	Salt Lake City

1921 (3-2-1, 2-1-1 RMC)

Head Coach: Thomas Fitzpatrick

Wyoming*	W	14-3	Oct. 15	Salt Lake City
Colorado College*	W	14-3	Oct. 22	Colorado Springs
Idaho	W	17-7	Oct. 29	Salt Lake City
Nevada	L	7-28	Nov. 5	Reno
Colorado*(h)	T	0-0	Nov. 12	Salt Lake City
Utah State*	L	3-14	Nov. 24	Salt Lake City

1922 (7-1, 5-0 RMC)

Head Coach: Thomas Fitzpatrick

Idaho College	W	16-12	Oct. 7	Salt Lake City
BYU*	W	49-0	Oct. 14	Salt Lake City
Colorado*	W	3-0	Oct. 21	Boulder
Wyoming*	W	27-0	Oct. 25	Laramie
Colorado College*(h)	W	20-7	Nov. 4	Salt Lake City
Idaho	L	0-16	Nov. 11	Boise
Whitman	W	24-6	Nov. 18	Salt Lake City
Utah State*	W	14-0	Nov. 30	Salt Lake City

1923 (4-3, 2-3 RMC)

Head Coach: Thomas Fitzpatrick

Whitman	W	16-0	Oct. 6	Walla Walla
Wyoming*	W	79-0	Oct. 13	Salt Lake City
BYU*	W	15-0	Oct. 27	Provo
Idaho College	W	105-3	Nov. 3	Salt Lake City
Colorado College*	L	6-7	Nov. 10	Colorado Springs
Colorado*(h)	L	7-17	Nov. 17	Salt Lake City
Utah State*	L	13-21	Nov. 29	Salt Lake City

1924 (3-4-1, 2-2-1 RMC)

Head Coach: Thomas Fitzpatrick

Drake	L	14-33	Oct. 4	Salt Lake City
Colorado College*	L	0-9	Oct. 11	Salt Lake City
Arizona(h)	W	32-7	Oct. 18	Salt Lake City
BYU*	W	35-6	Oct. 25	Salt Lake City
Colorado*	L	0-3	Nov. 1	Boulder
Stanford	L	0-30	Nov. 8	Berkeley
Wyoming*	W	28-0	Nov. 15	Salt Lake City
Utah State*	T	7-7	Nov. 27	Salt Lake City



IKE ARMSTRONG
(1925-49)
Record: 141-55-15

1925 (6-2, 5-1 RMC)

Head Coach: Ike Armstrong

USC	L	2-28	Oct. 10	Los Angeles
Arizona	W	9-0	Oct. 16	Tucson
Colorado*(h)	W	12-7	Oct. 24	Salt Lake City
BYU*	W	27-0	Oct. 31	Provo
Denver*	W	27-0	Nov. 7	Salt Lake City
Colorado College*	W	20-0	Nov. 14	Colorado Springs
Wyoming*	W	7-6	Nov. 18	Laramie
Utah State*	L	6-10	Nov. 26	Salt Lake City

1926 (7-0, 5-0 RMC)

Head Coach: Ike Armstrong

South Dakota	W	13-0	Oct. 9	Salt Lake City
Colorado*	W	37-3	Oct. 23	Boulder
Colorado A.C.*(h)	W	10-6	Oct. 30	Salt Lake City
Denver*	W	13-0	Nov. 6	Denver
BYU*	W	40-7	Nov. 13	Salt Lake City
Utah State*	W	34-0	Nov. 25	Salt Lake City
Hawaii	W	17-7	Dec. 18	Honolulu

1927 (3-3-1, 3-1-1 RMC)

Head Coach: Ike Armstrong

Colorado Mines*	W	40-6	Oct. 1	Salt Lake City
Northwestern	L	6-13	Oct. 8	Evanston
Colorado*(h)	W	20-13	Oct. 22	Salt Lake City
Colorado A.C.*	L	0-12	Oct. 29	Fort Collins
Creighton	L	7-16	Nov. 5	Salt Lake City
BYU*	W	20-0	Nov. 12	Provo
Utah State*	T	0-0	Nov. 24	Salt Lake City

1928 (5-0-2, 4-0-1 RMC)

Head Coach: Ike Armstrong

Nevada	W	32-7	Oct. 6	Reno
Colorado A.C.*	W	6-0	Oct. 20	Salt Lake City
Colorado*	W	25-6	Oct. 27	Boulder
Colorado College*(h)	W	27-21	Nov. 3	Salt Lake City
Creighton	T	7-7	Nov. 10	Omaha
BYU*	T	0-0	Nov. 17	Salt Lake City
Utah State*	W	20-0	Nov. 29	Salt Lake City

1929 (7-0, 6-0 RMC)

Head Coach: Ike Armstrong

Nevada	W	31-0	Oct. 5	Salt Lake City
Colorado*(h)	W	40-0	Oct. 19	Salt Lake City
Colorado A.C.*	W	21-0	Oct. 26	Fort Collins
BYU*	W	45-13	Nov. 2	Salt Lake City
Colorado College*	W	12-3	Nov. 9	Colorado Springs
Wyoming*	W	44-0	Nov. 16	Laramie
Utah State*	W	26-7	Nov. 28	Salt Lake City

1930 (8-0, 7-0 RMC)

Head Coach: Ike Armstrong

Nevada	W	20-7	Sep. 27	Reno
Wyoming*	W	72-0	Oct. 4	Salt Lake City
BYU*	W	34-7	Oct. 18	Salt Lake City
Denver*	W	59-0	Oct. 25	Salt Lake City
Colorado A.C.*	W	39-0	Nov. 1	Fort Collins
Colorado College*(h)	W	41-6	Nov. 8	Salt Lake City
Colorado*	W	34-0	Nov. 15	Boulder
Utah State*	W	41-0	Nov. 27	Salt Lake City

1931 (7-2, 6-0 RMC)

Head Coach: Ike Armstrong

Washington	L	6-7	Sep. 26	Seattle
Idaho College	W	52-0	Oct. 3	Salt Lake City
BYU*	W	43-0	Oct. 17	Salt Lake City
Denver*	W	46-0	Oct. 24	Denver
Colorado A.C.*(h)	W	60-6	Oct. 31	Salt Lake City
Colorado College*	W	28-6	Nov. 7	Colorado Springs
Colorado*	W	32-0	Nov. 14	Salt Lake City
Utah State*	W	34-0	Nov. 26	Salt Lake City
Oregon State	L	0-12	Dec. 5	Portland

1932 (6-1-1, 6-0 RMC)

Head Coach: Ike Armstrong

USC	L	0-35	Sep. 24	Los Angeles
Colorado College*	W	54-6	Oct. 1	Salt Lake City
Nevada	T	6-6	Oct. 8	Ogden
BYU*	W	29-0	Oct. 15	Salt Lake City
Utah State*(h)	W	16-0	Oct. 29	Salt Lake City
Colorado*	W	14-0	Nov. 5	Boulder
Denver*	W	27-0	Nov. 12	Salt Lake City
Colorado A.C.*	W	16-0	Nov. 19	Fort Collins



128 Years with the Utes

INFORMATION

HERE'S UTAH

2023 OUTLOOK

PLAYER BIOS

COACHES & STAFF

SERIES HISTORY

2022 IN REVIEW

BOWL HISTORY

RECORD BOOK

1933 (5-3, 5-1 RMC)

Head Coach: Ike Armstrong

Montana State*	W	61-0	Sep. 23	Salt Lake City
UCLA	L	0-21	Oct. 6	Los Angeles
BYU*	W	21-6	Oct. 14	Salt Lake City
Utah State*	W	14-6	Oct. 28	Salt Lake City
Oregon	L	7-26	Nov. 4	Eugene
Colorado*(h)	W	13-6	Nov. 11	Salt Lake City
Denver*	L	0-13	Nov. 18	Denver
Colorado A.C.*	W	13-0	Nov. 30	Salt Lake City

1934 (5-3, 4-2 RMC)

Head Coach: Ike Armstrong

Drake	W	6-0	Sep. 28	Des Moines
Colorado College*	W	61-6	Oct. 6	Salt Lake City
BYU*	W	43-0	Oct. 13	Salt Lake City
Denver*	W	7-0	Oct. 20	Denver
Oregon (h)	L	7-8	Oct. 27	Salt Lake City
Colorado*	L	6-7	Nov. 10	Boulder
Colorado A.C.*	L	6-14	Nov. 17	Fort Collins
Utah State*	W	14-7	Nov. 29	Salt Lake City

1935 (4-3-1, 4-1-1 RMC)

Head Coach: Ike Armstrong

Oregon	L	0-6	Oct. 5	Eugene
Montana State*	W	47-0	Oct. 12	Salt Lake City
Denver*	W	39-14	Oct. 26	Salt Lake City
BYU*	W	32-0	Nov. 2	Provo
Colorado*(h)	L	0-14	Nov. 9	Salt Lake City
Colorado A.C.*	W	14-0	Nov. 16	Fort Collins
Utah State*	T	14-14	Nov. 28	Salt Lake City
Hawaii	L	20-21	Dec. 14	Honolulu

1936 (6-3, 5-2 RMC)

Head Coach: Ike Armstrong

Greeley State*	W	26-0	Sep. 26	Salt Lake City
Arizona	W	14-6	Oct. 3	Salt Lake City
Western State*	W	26-0	Oct. 10	Salt Lake City
Denver*	W	31-6	Oct. 17	Denver
Utah State*	L	0-12	Oct. 24	Logan
BYU*	W	18-0	Oct. 31	Salt Lake City
Colorado*	L	7-31	Nov. 7	Boulder
Texas A&M (h)	L	7-20	Nov. 14	Salt Lake City
Colorado State*	W	13-0	Nov. 26	Salt Lake City

1937 (5-3, 5-2 RMC)

Head Coach: Ike Armstrong

Montana State*	W	19-7	Sep. 25	Bozeman
BYU*	W	14-0	Oct. 2	Salt Lake City
Idaho	L	7-9	Oct. 9	Salt Lake City
Greeley State*	W	7-6	Oct. 16	Greeley
Denver*	L	7-13	Oct. 23	Salt Lake City
Colorado*(h)	L	7-17	Nov. 6	Salt Lake City
Colorado State*	W	45-0	Nov. 13	Fort Collins
Utah State*	W	27-0	Nov. 25	Salt Lake City

1938 (7-1-2, 4-0-2 Big Seven)

Head Coach: Ike Armstrong

Montana State	W	34-0	Oct. 1	Salt Lake City
BYU*	T	7-7	Oct. 15	Salt Lake City
Utah State*	W	33-0	Oct. 22	Logan
Denver*	W	21-0	Oct. 29	Salt Lake City
Colorado*	T	0-0	Nov. 5	Boulder
Colorado State*(h)	W	13-0	Nov. 12	Salt Lake City
Wyoming*	W	39-0	Nov. 19	Laramie
Idaho	L	0-16	Nov. 24	Salt Lake City
Hawaii	W	14-13	Dec. 17	Honolulu
Sun Bowl				
New Mexico	W	26-0	Jan. 2	El Paso

1939 (6-1-2, 4-1-1 Big Seven)

Head Coach: Ike Armstrong

Santa Clara	T	7-7	Sep. 30	Salt Lake City
Wyoming*	W	60-0	Oct. 7	Salt Lake City
BYU*	W	35-13	Oct. 14	Provo
Idaho	W	35-0	Oct. 21	Boise
Denver*	T	7-7	Oct. 28	Denver
Colorado*(h)	L	14-21	Nov. 4	Salt Lake City
Hawaii	W	34-19	Nov. 11	Salt Lake City
Colorado State*	W	42-7	Nov. 18	Fort Collins
Utah State*	W	27-0	Nov. 23	Salt Lake City

1940 (7-2, 5-1 Big Seven)

Head Coach: Ike Armstrong

Santa Clara	L	13-34	Sep. 28	San Francisco
BYU*	W	12-6	Oct. 5	Salt Lake City
Arizona	W	24-0	Oct. 12	Salt Lake City
Utah State*	L	0-7	Oct. 19	Logan
Denver*(h)	W	25-14	Oct. 26	Salt Lake City
Colorado*	W	21-13	Nov. 2	Boulder
Wyoming*	W	34-7	Nov. 9	Laramie
Colorado State*	W	27-0	Nov. 16	Salt Lake City
Idaho	W	13-6	Nov. 21	Salt Lake City

1941 (6-0-2, 4-0-2 Big Seven)

Head Coach: Ike Armstrong

Idaho	W	26-7	Sep. 27	Moscow
Wyoming*	W	60-6	Oct. 11	Salt Lake City
BYU*	T	6-6	Oct. 18	Salt Lake City
Denver*	T	0-0	Oct. 25	Denver
Colorado*(h)	W	46-6	Nov. 1	Salt Lake City
Colorado State*	W	26-13	Nov. 15	Fort Collins
Utah State*	W	33-21	Nov. 27	Salt Lake City
Arizona	W	12-6	Dec. 6	Tucson

1942 (6-3, 5-1 Big Seven)

Head Coach: Ike Armstrong

Santa Clara	L	0-12	Sep. 26	Salt Lake City
Arizona	L	0-14	Oct. 3	Tucson
BYU*	L	7-12	Oct. 10	Salt Lake City
Utah State*	W	34-6	Oct. 17	Logan
Denver*(h)	W	21-12	Oct. 24	Salt Lake City
Colorado State*	W	33-14	Oct. 31	Salt Lake City
Colorado*	W	13-0	Nov. 7	Boulder
Wyoming*	W	34-7	Nov. 14	Laramie
Idaho	W	13-7	Nov. 26	Salt Lake City

1943 (0-7, 0-2 Big Seven)

Head Coach: Ike Armstrong

Fort Warren	L	0-60	Oct. 2	Salt Lake City
Colorado*	L	0-35	Oct. 9	Boulder
Nevada	L	19-27	Oct. 16	Salt Lake City
Tulsa	L	0-55	Oct. 23	Tulsa
Colorado*(h)	L	19-22	Nov. 6	Salt Lake City
Colorado College	L	0-64	Nov. 13	Colorado Springs
St. Mary's	L	0-34	Nov. 25	Salt Lake City

1944 (5-2-1, 1-2-1 Big Seven)

Head Coach: Ike Armstrong

Idaho Southern	W	24-0	Sep. 30	Salt Lake City
Denver*	L	12-28	Oct. 6	Denver
Colorado*	L	0-26	Oct. 14	Salt Lake City
Idaho Southern	W	38-12	Oct. 21	Pocatello
Nevada	W	19-14	Oct. 28	Reno
Denver*(h)	T	0-0	Nov. 4	Salt Lake City
Colorado College	W	21-6	Nov. 11	Colorado Springs
Utah State*	W	47-0	Nov. 23	Salt Lake City

1945 (4-4, 3-2 Big Seven)

Head Coach: Ike Armstrong

Nevada	L	14-33	Sep. 29	Salt Lake City
Colorado*	L	13-18	Oct. 6	Boulder
Denver*	L	7-21	Oct. 12	Denver
Oklahoma A&M	L	6-46	Oct. 20	Salt Lake City
Colorado A&M*	W	28-0	Oct. 27	Fort Collins
Denver*(h)	W	33-21	Nov. 3	Salt Lake City
New Mexico	W	21-20	Nov. 10	Albuquerque
Utah State*	W	24-6	Nov. 22	Salt Lake City

1946 (8-3, 4-2 Big Seven)

Head Coach: Ike Armstrong

New Mexico	W	56-14	Sep. 28	Salt Lake City
Arizona	W	14-7	Oct. 5	Salt Lake City
BYU*	W	35-6	Oct. 12	Provo
Denver*	L	14-20	Oct. 19	Denver
Wyoming*	W	27-7	Oct. 26	Salt Lake City
Colorado*(h)	W	7-0	Nov. 2	Salt Lake City
Colorado A&M*	W	13-0	Nov. 9	Fort Collins
San Francisco	W	21-13	Nov. 16	San Francisco
Utah State*	L	14-22	Nov. 28	Salt Lake City
Honolulu All-Stars	W	40-6	Dec. 25	Honolulu
Hawaii	L	16-19	Jan. 1	Honolulu



Ike Armstrong (1925-49) retired as the winningest head coach in Utah football history (141-55-15).

128 Years with the Utes



1947 (8-1-1, 6-0 Big Seven)

Head Coach: Ike Armstrong

Oregon State	W	7-6	Sep. 27	Salt Lake City
Hawaii	W	35-0	Oct. 4	Salt Lake City
BYU*	W	28-6	Oct. 11	Salt Lake City
Denver*(h)	W	13-7	Oct. 18	Salt Lake City
Wyoming*	W	26-7	Oct. 25	Laramie
Colorado*	W	13-7	Nov. 1	Boulder
Colorado A&M*	W	19-0	Nov. 8	Salt Lake City
Idaho	L	6-7	Nov. 15	Boise
Utah State*	W	40-14	Nov. 27	Salt Lake City
Arizona	T	20-20	Dec. 6	Tucson

1948 (8-1-1, 5-0 Skyline)

Head Coach: Ike Armstrong

USC	L	0-27	Sep. 18	Los Angeles
Idaho	W	21-6	Sep. 25	Salt Lake City
Arizona	W	47-14	Oct. 2	Salt Lake City
BYU*	W	30-0	Oct. 9	Provo
Denver*	W	17-0	Oct. 16	Salt Lake City
Wyoming*	W	19-7	Oct. 23	Denver
Colorado (h)	W	14-12	Oct. 30	Salt Lake City
Colorado A&M*	W	12-3	Nov. 6	Fort Collins
Oregon State	T	20-20	Nov. 13	Corvallis
Utah State*	W	41-7	Nov. 25	Salt Lake City

1949 (2-7-1, 2-3 Skyline)

Head Coach: Ike Armstrong

Washington	L	7-14	Sep. 17	Seattle
Oregon State	L	7-27	Sep. 24	Salt Lake City
Arizona	T	12-12	Oct. 1	Tucson
BYU*	W	38-0	Oct. 8	Salt Lake City
Denver*	L	18-20	Oct. 15	Salt Lake City
Wyoming*	L	0-13	Oct. 22	Laramie
Colorado	L	7-14	Oct. 29	Boulder
Colorado A&M*(h)	L	12-21	Nov. 5	Salt Lake City
Pacific	L	6-45	Nov. 12	Lodi
Utah State*	W	34-0	Nov. 24	Salt Lake City



JACK CURTICE

(1950-57)

Record: 45-32-4

1950 (3-4-3, 1-2-2 Skyline)

Head Coach: Jack Curtice

Idaho	L	19-26	Sep. 23	Boise
Arizona	W	27-14	Sep. 30	Salt Lake City
BYU*	T	28-28	Oct. 7	Provo
Denver*	T	14-14	Oct. 14	Denver
Wyoming*(h)	L	13-53	Oct. 21	Salt Lake City
Colorado	T	20-20	Oct. 28	Salt Lake City
Kansas	L	26-39	Nov. 4	Salt Lake City
Colorado A&M*	L	7-32	Nov. 11	Fort Collins
Utah State*	W	46-0	Nov. 23	Salt Lake City
Hawaii	W	40-28	Dec. 16	Honolulu

1951 (7-4, 4-1 Skyline)

Head Coach: Jack Curtice

Montana State	W	55-6	Sep. 15	Salt Lake City
Arizona	W	27-7	Sep. 22	Tucson
Oregon State	L	28-61	Sep. 29	Corvallis
BYU*	W	7-6	Oct. 6	Salt Lake City
Kansas	L	7-26	Oct. 13	Lawrence
Denver*(h)	W	17-14	Oct. 20	Salt Lake City
Wyoming*	L	0-13	Oct. 27	Salt Lake City
Utah State*	W	28-20	Nov. 3	Logan
Colorado	L	0-54	Nov. 10	Boulder
Colorado A&M*	W	27-21	Nov. 17	Salt Lake City
Idaho	W	40-19	Nov. 22	Salt Lake City

1952 (6-3-1, 5-0 Skyline)

Head Coach: Jack Curtice

Oregon State	L	7-14	Sep. 20	Salt Lake City
Idaho	T	21-21	Sep. 27	Boise
Arizona	L	0-27	Oct. 4	Salt Lake City
BYU*	W	34-6	Oct. 11	Salt Lake City
Denver*	W	35-0	Oct. 18	Denver
Wyoming*	W	27-21	Oct. 25	Laramie
Colorado (h)	L	14-20	Nov. 1	Salt Lake City
Colorado A&M*	W	14-6	Nov. 8	Fort Collins
Santa Clara	W	16-13	Nov. 15	Sacramento
Utah State*	W	20-0	Nov. 27	Salt Lake City

1953 (8-2, 5-0 Skyline)

Head Coach: Jack Curtice

Arizona	W	28-7	Sep. 19	Tucson
Idaho	W	21-0	Sep. 26	Salt Lake City
Hawaii	W	47-24	Oct. 3	Salt Lake City
Utah State*	W	33-13	Oct. 10	Logan
Denver*	W	40-6	Oct. 17	Salt Lake City
Wyoming*	W	13-12	Oct. 24	Salt Lake City
Washington	L	14-21	Oct. 31	Seattle
Colorado	L	0-21	Nov. 7	Boulder
Colorado A&M*(h)	W	35-14	Nov. 14	Salt Lake City
BYU*	W	33-32	Nov. 26	Salt Lake City

1954 (4-7, 3-3 Skyline)

Head Coach: Jack Curtice

Washington	L	6-7	Sep. 18	Seattle
Arizona	L	20-54	Sep. 25	Salt Lake City
Oregon	W	7-6	Oct. 2	Eugene
BYU*	W	12-7	Oct. 9	Provo
Denver*	L	20-28	Oct. 16	Salt Lake City
Wyoming*	W	14-7	Oct. 23	Laramie
Idaho (h)	L	13-14	Oct. 30	Salt Lake City
Colorado A&M*	L	13-14	Nov. 6	Fort Collins
Colorado	L	7-20	Nov. 13	Salt Lake City
Montana*	W	41-20	Nov. 20	Missoula
Utah State*	L	19-35	Nov. 25	Salt Lake City

1955 (6-3, 4-1 Skyline)

Head Coach: Jack Curtice

Oregon	L	13-14	Sep. 17	Salt Lake City
Idaho	W	20-13	Sep. 24	Boise
Missouri	W	20-14	Oct. 1	Columbia
BYU*	W	41-9	Oct. 8	Salt Lake City
Denver*	W	27-7	Oct. 14	Denver
Wyoming*(h)	L	13-23	Oct. 22	Salt Lake City
Colorado	L	7-37	Nov. 5	Boulder
Colorado A&M*	W	27-6	Nov. 12	Salt Lake City
Utah State*	W	14-13	Nov. 24	Salt Lake City

1956 (5-5, 5-1 Skyline)

Head Coach: Jack Curtice

UCLA	L	7-13	Sep. 21	Los Angeles
Montana*	W	26-6	Sep. 29	Salt Lake City
BYU*	W	41-6	Oct. 5	Provo
Denver*	W	27-13	Oct. 13	Salt Lake City
Wyoming*	L	20-30	Oct. 20	Laramie
Idaho (h)	L	21-27	Oct. 27	Salt Lake City
Rice	L	0-27	Nov. 3	Houston
Colorado A&M*	W	49-27	Nov. 10	Fort Collins
Colorado	L	7-21	Nov. 17	Salt Lake City
Utah State*	W	29-7	Nov. 22	Salt Lake City

1957 (6-4, 5-1 Skyline)

Head Coach: Jack Curtice

Montana*	W	32-13	Sep. 21	Salt Lake City
Colorado	L	24-30	Sep. 28	Boulder
Idaho	L	6-21	Oct. 5	Boise
BYU*	W	27-0	Oct. 12	Salt Lake City
Denver*	L	7-12	Oct. 19	Denver
Wyoming*	W	23-15	Oct. 26	Salt Lake City
Colorado State*(h)	W	55-0	Nov. 2	Salt Lake City
Army	L	33-39	Nov. 9	West Point
Air Force	W	34-0	Nov. 16	Salt Lake City
Utah State*	W	21-6	Nov. 28	Salt Lake City

Jack Curtice, shown here on the sideline at the 1952 Thanksgiving Day game against Utah State, led Utah to 45 wins from 1950-57 and is credited with inventing the shovel pass.





128 Years with the Utes

INFORMATION

HERE'S UTAH

2023 OUTLOOK

PLAYER BIOS

COACHES & STAFF

SERIES HISTORY

2022 IN REVIEW

BOWL HISTORY

RECORD BOOK



RAY NAGEL

(1958-65)
Record: 42-39-1

1958 (4-7, 3-3 Skyline)

Head Coach: Ray Nagel

Montana*	W	20-6	Sep. 20	Salt Lake City
BYU*	L	7-14	Sep. 27	Salt Lake City
Idaho	L	0-20	Oct. 4	Salt Lake City
California	L	21-36	Oct. 11	Berkeley
Denver*(h)	W	20-16	Oct. 18	Salt Lake City
Air Force	L	14-16	Oct. 25	Colorado Springs
Wyoming*	L	20-25	Nov. 1	Laramie
Colorado State*	L	0-20	Nov. 8	Fort Collins
Colorado	L	0-7	Nov. 15	Salt Lake City
Utah State*	W	12-7	Nov. 27	Salt Lake City
Hawaii	W	47-20	Dec. 6	Honolulu

1959 (5-5, 3-2 Skyline)

Head Coach: Ray Nagel

Oregon	L	6-21	Sep. 26	Eugene
Washington	L	6-51	Oct. 3	Seattle
BYU*	W	20-8	Oct. 9	Salt Lake City
Denver*	W	26-12	Oct. 16	Denver
Wyoming*(h)	L	7-21	Oct. 24	Salt Lake City
Arizona	W	54-6	Oct. 31	Salt Lake City
Idaho	W	47-13	Nov. 7	Boise
Colorado State*	L	17-21	Nov. 14	Salt Lake City
Utah State*	W	35-21	Nov. 21	Salt Lake City
UCLA	L	6-21	Nov. 28	Los Angeles

1960 (7-3, 5-1 Skyline)

Head Coach: Ray Nagel

Hawaii	W	33-6	Sep. 17	Salt Lake City
Arizona	W	13-3	Sep. 24	Tucson
Oregon	L	17-20	Oct. 1	Salt Lake City
BYU*	W	17-0	Oct. 7	Salt Lake City
Denver*(h)	W	49-16	Oct. 22	Salt Lake City
Wyoming*	L	7-17	Oct. 29	Laramie
Colorado State*	W	27-6	Nov. 5	Fort Collins
Montana*	W	16-6	Nov. 12	Salt Lake City
Utah State*	W	6-0	Nov. 19	Salt Lake City
UCLA	L	9-16	Nov. 26	Salt Lake City

1961 (6-4, 3-3 Skyline)

Head Coach: Ray Nagel

Colorado State*	W	40-0	Sep. 16	Salt Lake City
Wisconsin	L	0-7	Sep. 23	Madison
Oregon	W	14-6	Sep. 30	Salt Lake City
Arizona State	W	28-26	Oct. 7	Tempe
BYU*	W	21-20	Oct. 14	Salt Lake City
Montana*	W	24-12	Oct. 21	Missoula
Wyoming*(h)	L	6-13	Oct. 28	Salt Lake City
New Mexico*	L	16-21	Nov. 4	Albuquerque
Colorado	W	21-12	Nov. 11	Boulder
Utah State*	L	6-17	Nov. 18	Salt Lake City

1962 (4-5-1, 1-2-1 WAC)

Head Coach: Ray Nagel

Colorado	W	37-21	Sep. 22	Salt Lake City
Oregon	L	8-35	Sep. 29	Eugene
Wyoming*	L	7-16	Oct. 6	Laramie
BYU*	W	35-20	Oct. 13	Salt Lake City
New Mexico*(h)	T	7-7	Oct. 20	Salt Lake City
Idaho	W	25-21	Oct. 27	Salt Lake City
Colorado State	W	26-8	Nov. 3	Fort Collins
Arizona State*	L	7-35	Nov. 10	Tempe
Utah State	L	6-19	Nov. 17	Salt Lake City
UCLA	L	11-14	Dec. 1	Salt Lake City

1963 (4-6, 2-2 WAC)

Head Coach: Ray Nagel

Oregon State	L	14-29	Sep. 21	Salt Lake City
Idaho	L	9-10	Sep. 28	Boise
New Mexico*	W	19-6	Oct. 5	Albuquerque
BYU*	W	15-6	Oct. 12	Salt Lake City
Colorado State	W	48-14	Oct. 19	Salt Lake City
Wyoming*(h)	L	23-26	Oct. 26	Salt Lake City
Arizona State*	L	22-30	Nov. 2	Tempe
Army	L	7-8	Nov. 9	West Point
California	L	22-35	Nov. 16	Salt Lake City
Utah State	W	25-23	Nov. 23	Logan



Ray Nagel led Utah to a 9-2 season capped by a Liberty Bowl victory over West Virginia in 1964.

1964 (9-2, 3-1 WAC)

Head Coach: Ray Nagel

New Mexico*	W	16-0	Sep. 19	Salt Lake City
Missouri	L	6-23	Sep. 26	Columbia
Idaho	W	22-0	Oct. 3	Salt Lake City
Wyoming*	L	13-14	Oct. 10	Laramie
Colorado State	W	13-3	Oct. 17	Fort Collins
Arizona State*(h)	W	16-3	Oct. 24	Salt Lake City
Texas Western	W	41-0	Oct. 31	El Paso
BYU*	W	47-13	Nov. 7	Salt Lake City
California	W	14-0	Nov. 14	Berkeley
Utah State	W	14-6	Nov. 21	Salt Lake City

Liberty Bowl

West Virginia	W	32-6	Dec. 19	Atlantic City
---------------	---	------	---------	---------------

1965 (3-7, 1-3 WAC)

Head Coach: Ray Nagel

Montana	W	28-13	Sep. 11	Salt Lake City
Arizona*	L	9-16	Sep. 18	Salt Lake City
Oregon	L	14-31	Sep. 25	Salt Lake City
Wyoming*	W	42-3	Oct. 9	Salt Lake City
New Mexico*	L	10-13	Oct. 16	Albuquerque
Oregon State	L	6-10	Oct. 23	Corvallis
Colorado State (h)	W	22-19	Oct. 30	Salt Lake City
BYU*	L	20-25	Nov. 6	Provo
Texas Western	L	19-20	Nov. 13	Salt Lake City
Utah State	L	7-14	Nov. 20	Salt Lake City



MIKE GIDDINGS

(1966-67)
Record: 9-12

1966 (5-5, 3-2 WAC)

Head Coach: Mike Giddings

Oregon	W	17-14	Sep. 24	Eugene
Wyoming*	L	7-40	Oct. 8	Laramie
Washington State	W	26-15	Oct. 15	Salt Lake City
Arizona*	W	24-19	Oct. 22	Tucson
New Mexico*(h)	W	27-0	Oct. 29	Salt Lake City
Arizona State*	W	21-6	Nov. 5	Tempe
BYU*	L	13-35	Nov. 12	Salt Lake City
Utah State	L	7-13	Nov. 19	Salt Lake City
Texas Western	L	20-27	Nov. 26	El Paso
Houston	L	14-34	Dec. 3	Houston

1967 (4-7, 2-3 WAC)

Head Coach: Mike Giddings

Minnesota	L	12-13	Sep. 23	Minneapolis
Oregon	W	21-0	Sep. 30	Salt Lake City
New Mexico*	W	42-27	Oct. 7	Albuquerque
Wyoming*	L	0-28	Oct. 14	Salt Lake City
Arizona*	W	33-29	Oct. 21	Tucson
BYU*	L	13-17	Oct. 28	Provo
Arizona State*(h)	L	32-49	Nov. 4	Salt Lake City
Army	L	0-22	Nov. 11	West Point
Utah State	L	18-19	Nov. 18	Salt Lake City
UTEP	L	8-28	Nov. 25	Salt Lake City
Hawaii	W	25-20	Dec. 2	Honolulu

128 Years with the Utes



BILL MEEK
(1968-73)
Record: 33-31

1968 (3-7, 2-3 WAC)

Head Coach: Bill Meek

Nebraska	L	0-31	Sep. 21	Lincoln
Oregon State	L	21-24	Sep. 28	Salt Lake City
Washington State	W	17-14	Oct. 5	Pullman
New Mexico*	W	30-7	Oct. 12	Salt Lake City
Wyoming*	L	9-20	Oct. 19	Laramie
Oregon	L	6-14	Oct. 26	Eugene
BYU*(h)	W	30-21	Nov. 2	Salt Lake City
Arizona State*	L	21-59	Nov. 9	Tempe
Arizona*	L	15-16	Nov. 16	Salt Lake City
Utah State	L	13-28	Nov. 23	Logan

1969 (8-2, 5-1 WAC)

Head Coach: Bill Meek

Oregon	L	17-28	Sep. 20	Salt Lake City
San Jose State	W	42-7	Sep. 27	Salt Lake City
UTEP*	W	24-6	Oct. 4	El Paso
Arizona State*	W	24-23	Oct. 11	Salt Lake City
New Mexico*	W	24-0	Oct. 18	Albuquerque
Oregon State	W	7-3	Oct. 25	Portland
Utah State (h)	W	27-7	Nov. 1	Salt Lake City
Wyoming*	W	34-10	Nov. 8	Salt Lake City
Arizona*	L	16-17	Nov. 15	Tucson
BYU*	W	16-6	Nov. 22	Provo

1970 (6-4, 4-2 WAC)

Head Coach: Bill Meek

UTEP*	W	44-20	Sep. 19	Salt Lake City
New Mexico*	L	28-34	Sep. 26	Salt Lake City
Iowa State	L	13-16	Oct. 3	Salt Lake City
Oregon State	L	21-31	Oct. 10	Corvallis
Wyoming*	W	20-16	Oct. 17	Laramie
Arizona*(h)	W	24-0	Oct. 24	Salt Lake City
San Jose State	W	13-9	Oct. 31	San Jose
Utah State	W	17-0	Nov. 7	Logan
Arizona State*	L	14-37	Nov. 14	Tempe
BYU*	W	14-13	Nov. 21	Salt Lake City

1971 (3-8, 3-4 WAC)

Head Coach: Bill Meek

Oregon	L	29-36	Sep. 18	Eugene
Arizona State*	L	21-41	Sep. 25	Salt Lake City
Washington State	L	12-34	Oct. 2	Salt Lake City
UTEP*	W	32-10	Oct. 9	El Paso
Colorado State*	W	42-16	Oct. 16	Salt Lake City
Arizona*	L	3-14	Oct. 23	Tucson
Wyoming*(h)	L	16-29	Oct. 30	Salt Lake City
New Mexico*	L	39-57	Nov. 6	Albuquerque
Utah State	L	17-21	Nov. 13	Salt Lake City
BYU*	W	17-15	Nov. 20	Provo
Houston	L	16-42	Nov. 27	Houston

1972 (6-5, 5-2 WAC)

Head Coach: Bill Meek

Texas Tech	L	2-45	Sep. 16	Lubbock
Iowa State	L	22-44	Sep. 23	Ames
Washington State	W	44-25	Sep. 30	Pullman
UTEP*	W	39-20	Oct. 7	Salt Lake City
Arizona State*	L	48-59	Oct. 14	Tempe
Wyoming*	W	27-16	Oct. 21	Laramie
New Mexico*(h)	W	59-14	Oct. 28	Salt Lake City
Arizona*	W	28-27	Nov. 4	Salt Lake City
Utah State	L	16-44	Nov. 11	Logan
BYU*	L	7-16	Nov. 18	Salt Lake City
Colorado State*	W	62-36	Nov. 25	Salt Lake City

1973 (7-5, 4-2 WAC)

Head Coach: Bill Meek

Texas Tech	L	22-29	Sep. 15	Lubbock
UTEP*	W	82-6	Sep. 22	Salt Lake City
Oregon	W	35-17	Sep. 29	Eugene
UCLA	L	16-66	Oct. 6	Los Angeles
Wyoming*	W	50-16	Oct. 13	Salt Lake City
San Jose State	W	28-21	Oct. 20	San Jose
Arizona*	L	21-42	Oct. 27	Tucson
Arizona State*(h)	W	36-31	Nov. 3	Salt Lake City
New Mexico*	W	36-35	Nov. 10	Albuquerque
Utah State	W	31-28	Nov. 17	Salt Lake City
BYU*	L	22-46	Nov. 24	Salt Lake City
Hawaii	L	6-7	Dec. 1	Honolulu



TOM LOVAT
(1974-76)
Record: 5-28

1974 (1-10, 1-5 WAC)

Head Coach: Tom Lovat

UTEP*	L	7-34	Sep. 21	El Paso
Oregon	L	16-23	Sep. 28	Salt Lake City
UCLA	L	14-27	Oct. 5	Salt Lake City
Arizona*	L	8-41	Oct. 12	Salt Lake City
Arizona State*	L	0-32	Oct. 19	Tempe
Wyoming*	L	13-31	Oct. 26	Laramie
San Jose State (h)	L	6-24	Nov. 2	Salt Lake City
New Mexico*	W	21-10	Nov. 9	Salt Lake City
Utah State	L	0-31	Nov. 16	Logan
BYU*	L	20-48	Nov. 23	Provo
Louisiana State	L	10-35	Nov. 30	Baton Rouge

1975 (1-10, 1-4 WAC)

Head Coach: Tom Lovat

Utah State	L	7-13	Sep. 13	Salt Lake City
Washington State	L	14-30	Sep. 20	Salt Lake City
Indiana	L	7-31	Sep. 27	Bloomington
Iowa State	L	3-31	Oct. 4	Salt Lake City
Wyoming*	W	16-13	Oct. 11	Salt Lake City
New Mexico*	L	23-27	Oct. 18	Albuquerque
Oregon	L	7-18	Oct. 25	Eugene
Arizona State*(h)	L	14-40	Nov. 1	Salt Lake City
Tennessee	L	7-40	Nov. 8	Knoxville
BYU*	L	20-51	Nov. 15	Provo
Arizona*	L	14-38	Nov. 22	Tucson

1976 (3-8, 3-3 WAC)

Head Coach: Tom Lovat

Rice	L	22-43	Sep. 18	Houston
Oregon	L	13-21	Sep. 25	Salt Lake City
UTEP*	W	38-14	Oct. 2	Salt Lake City
Iowa State	L	14-44	Oct. 9	Ames
Utah State	L	17-28	Oct. 16	Logan
Wyoming*	L	22-45	Oct. 23	Laramie
Arizona*	L	35-38	Oct. 30	Salt Lake City
New Mexico*(h)	W	34-31	Nov. 6	Salt Lake City
Arizona State*	W	31-28	Nov. 13	Tempe
BYU*	L	12-34	Nov. 20	Salt Lake City
Louisiana State	L	7-35	Nov. 27	Baton Rouge



WAYNE HOWARD
(1977-81)
Record: 30-24-2

1977 (3-8, 2-5 WAC)

Head Coach: Wayne Howard

Oklahoma	L	24-62	Sep. 17	Norman
Houston	L	16-34	Sep. 24	Salt Lake City
Colorado State*	L	3-44	Oct. 1	Fort Collins
Wyoming*	W	23-13	Oct. 8	Salt Lake City
Utah State	W	20-0	Oct. 15	Salt Lake City
Arizona*	L	17-45	Oct. 22	Tucson
Arizona State*	L	19-47	Oct. 29	Salt Lake City
BYU*	L	8-38	Nov. 5	Provo
UTEP*(h)	W	29-17	Nov. 12	Salt Lake City
Florida	L	29-38	Nov. 19	Gainesville
New Mexico*	L	24-41	Nov. 26	Albuquerque

1978 (8-3, 4-2 WAC)

Head Coach: Wayne Howard

Idaho State	W	56-0	Sep. 9	Salt Lake City
Houston	L	25-42	Sep. 23	Houston
Colorado State*	W	30-6	Sep. 30	Salt Lake City
Iowa	W	13-9	Oct. 7	Iowa City
Weber State	W	30-7	Oct. 14	Salt Lake City
Wyoming*	L	21-34	Oct. 21	Laramie
New Mexico*(h)	L	12-24	Nov. 4	Salt Lake City
UTEP*	W	38-0	Nov. 11	El Paso
BYU*	W	23-22	Nov. 18	Salt Lake City
Utah State	W	23-20	Nov. 25	Logan
San Diego State*	W	20-18	Dec. 2	San Diego

1979 (6-6, 5-2 WAC)

Head Coach: Wayne Howard

CS-Long Beach	W	34-10	Sep. 1	Salt Lake City
Hawaii*	W	27-23	Sep. 8	Honolulu
Washington	L	7-41	Sep. 15	Seattle
Tennessee	L	18-51	Sep. 22	Knoxville
Utah State	L	21-47	Sep. 29	Salt Lake City
Colorado State*	W	21-16	Oct. 6	Fort Collins
Wyoming*	W	24-14	Oct. 13	Salt Lake City
UNLV	L	41-43	Oct. 20	Las Vegas
San Diego State*	L	13-17	Oct. 27	Salt Lake City
New Mexico*	W	26-7	Nov. 3	Albuquerque
UTEP*(h)	W	35-0	Nov. 10	Salt Lake City
BYU*	L	0-27	Nov. 17	Provo

INFORMATION

HERES UTAH

2023 OUTLOOK

PLAYER BIOS

COACHES & STAFF

SERIES HISTORY

2022 IN REVIEW

BOWL HISTORY

RECORD BOOK



128 Years with the Utes

INFORMATION

HERES UTAH

2023 OUTLOOK

PLAYER BIOS

COACHES & STAFF

SERIES HISTORY

2022 IN REVIEW

BOWL HISTORY

RECORD BOOK

1980 (5-5-1, 2-3-1 WAC)

Head Coach: Wayne Howard

Boise State	L	7-28	Sep. 6	Salt Lake City
Nebraska	L	9-55	Sep. 13	Lincoln
UNLV	W	45-29	Sep. 20	Salt Lake City
Fresno State	W	27-12	Sep. 27	Salt Lake City
Utah State	W	23-19	Oct. 4	Logan
UTEP*	W	31-7	Oct. 11	El Paso
Wyoming*	L	21-24	Oct. 18	Laramie
Colorado State*(h)	T	21-21	Oct. 25	Salt Lake City
New Mexico*	W	49-21	Nov. 8	Salt Lake City
BYU*	L	6-56	Nov. 22	Salt Lake City
San Diego State*	L	20-21	Nov. 29	San Diego

1981 (8-2-1, 4-1-1 WAC)

Head Coach: Wayne Howard

Utah State	W	10-0	Sep. 5	Salt Lake City
Arizona State	L	10-52	Sep. 12	Tempe
Portland State	W	46-0	Sep. 19	Salt Lake City
Northwestern	W	42-0	Sep. 26	Evanston
UTEP*	W	38-10	Oct. 2	Salt Lake City
Colorado State*	W	24-13	Oct. 17	Fort Collins
UNLV	W	69-28	Oct. 24	Las Vegas
San Diego State*(h)	W	17-14	Oct. 31	Salt Lake City
New Mexico*	T	7-7	Nov. 7	Albuquerque
Wyoming*	W	30-27	Nov. 14	Salt Lake City
BYU*	L	28-56	Nov. 21	Provo



CHUCK STOBART
(1982-84)
Record: 16-17-1

1982 (5-6, 2-4 WAC)

Head Coach: Chuck Stobart

Montana State	W	30-12	Sep. 4	Salt Lake City
Arizona State	L	10-23	Sep. 11	Tempe
Texas	L	12-21	Sep. 18	Austin
Colorado State*	W	35-14	Oct. 1	Salt Lake City
Hawaii*	L	7-10	Oct. 9	Honolulu
UNLV	W	24-14	Oct. 16	Salt Lake City
Wyoming*	L	13-16	Oct. 23	Laramie
San Diego State*	L	17-21	Oct. 30	San Diego
Utah State (h)	W	42-10	Nov. 6	Salt Lake City
UTEP*	W	45-30	Nov. 13	El Paso
BYU*	L	12-17	Nov. 20	Salt Lake City

1983 (5-6, 4-4 WAC)

Head Coach: Chuck Stobart

New Mexico*	L	7-17	Sep. 3	Albuquerque
Arizona	L	0-38	Sep. 10	Tucson
San Diego State*	W	27-24	Sep. 17	Salt Lake City
Hawaii*	W	28-25	Sep. 24	Salt Lake City
Colorado State*	L	28-31	Oct. 1	Fort Collins
UTEP*	W	35-11	Oct. 8	Salt Lake City
Wyoming*	W	69-14	Oct. 15	Salt Lake City
Air Force*	L	31-33	Oct. 22	Colorado Springs
CS-Fullerton (h)	W	47-20	Nov. 5	Salt Lake City
Utah State	L	17-21	Nov. 12	Logan
BYU*	L	7-55	Nov. 19	Provo

1984 (6-5-1, 4-3-1 WAC)

Head Coach: Chuck Stobart

Weber State	W	52-16	Sep. 1	Salt Lake City
Washington State	L	40-42	Sep. 8	Pullman
Tennessee	L	21-27	Sep. 15	Knoxville
Air Force*	W	28-17	Sep. 22	Salt Lake City
Wyoming*	L	14-21	Sep. 29	Laramie
New Mexico*	W	38-14	Oct. 5	Salt Lake City
San Diego State*	T	24-24	Oct. 13	San Diego
Hawaii*	L	17-20	Oct. 20	Honolulu
UTEP*	W	43-15	Oct. 27	Salt Lake City
Colorado State*(h)	W	35-23	Nov. 3	Salt Lake City
Utah State	W	21-10	Nov. 10	Logan
BYU*	L	14-24	Nov. 17	Salt Lake City



JIM FASSEL
(1985-89)
Record: 25-33

1985 (8-4, 5-3 WAC)

Head Coach: Jim Fassel

Boise State	W	20-17	Sep. 7	Salt Lake City
Hawaii*	W	29-27	Sep. 14	Honolulu
Washington State	W	44-37	Sep. 21	Salt Lake City
UTEP*	W	55-19	Sep. 28	Salt Lake City
Wyoming*	W	37-20	Oct. 4	Salt Lake City
Arizona State	L	27-34	Oct. 12	Tempe
San Diego State*	W	39-37	Oct. 19	San Diego
Air Force*	L	15-37	Oct. 26	Colorado Springs
Utah State	W	34-7	Nov. 2	Salt Lake City
New Mexico*(h)	W	58-49	Nov. 9	Salt Lake City
Colorado State*	L	19-21	Nov. 16	Fort Collins
BYU*	L	28-38	Nov. 23	Provo

1986 (2-9, 1-7 WAC)

Head Coach: Jim Fassel

San Diego State*	L	30-37	Sep. 13	Salt Lake City
Ohio State	L	6-64	Sep. 27	Columbus
Air Force*	L	35-45	Oct. 3	Salt Lake City
Wyoming*	L	14-38	Oct. 11	Laramie
New Mexico*	L	43-47	Oct. 18	Albuquerque
Arizona State	L	7-52	Oct. 25	Tempe
Hawaii*	L	13-33	Nov. 1	Salt Lake City
Colorado State*(h)	W	38-28	Nov. 8	Salt Lake City
Utah State	W	27-10	Nov. 15	Logan
BYU*	L	21-35	Nov. 22	Salt Lake City
UTEP*	L	44-55	Nov. 29	El Paso

1987 (5-7, 2-6 WAC)

Head Coach: Jim Fassel

New Mexico*	W	24-20	Sep. 5	Salt Lake City
San Diego State*	L	34-52	Sep. 12	San Diego
Wisconsin	W	31-28	Sep. 19	Madison
Idaho State	W	51-16	Sep. 26	Salt Lake City
Air Force*	L	27-48	Oct. 3	Colorado Springs
Colorado State*	W	24-23	Oct. 10	Fort Collins
Hawaii*	L	14-25	Oct. 17	Honolulu
Utah State	L	36-41	Oct. 24	Salt Lake City
Boise State	W	31-27	Oct. 31	Boise
UTEP*(h)	L	24-30	Nov. 7	Salt Lake City
Wyoming*	L	7-31	Nov. 14	Salt Lake City
BYU*	L	18-21	Nov. 21	Provo

1988 (6-5, 4-4 WAC)

Head Coach: Jim Fassel

Idaho State	W	41-16	Sep. 10	Salt Lake City
Illinois	L	24-35	Sep. 17	Champaign
Hawaii*	L	20-48	Sep. 24	Salt Lake City
UTEP*	L	28-38	Oct. 1	El Paso
New Mexico*	W	33-27	Oct. 8	Albuquerque
Air Force*	L	49-56	Oct. 15	Salt Lake City
Wyoming*	L	18-61	Oct. 22	Laramie
San Diego State*(h)	W	41-20	Oct. 29	Salt Lake City
Colorado State*	W	46-7	Nov. 5	Salt Lake City
Utah State	W	42-21	Nov. 12	Logan
BYU*	W	57-28	Nov. 19	Salt Lake City

1989 (4-8, 2-6 WAC)

Head Coach: Jim Fassel

Fresno State	L	22-52	Sep. 2	Fresno
Utah State	W	45-10	Sep. 9	Salt Lake City
Nebraska	L	30-42	Sep. 16	Lincoln
Hawaii*	L	20-67	Sep. 23	Honolulu
San Diego State*	L	27-38	Sep. 30	Salt Lake City
UTEP*	W	50-45	Oct. 7	El Paso
Wyoming*	L	24-45	Oct. 14	Laramie
Stanford	W	27-24	Oct. 21	Stanford
Colorado State*(h)	L	10-50	Oct. 28	Salt Lake City
New Mexico*	W	41-39	Nov. 11	Salt Lake City
BYU*	L	31-70	Nov. 18	Provo
Air Force*	L	38-42	Nov. 25	Salt Lake City



RON MCBRIDE
(1990-2002)
Record: 88-63

1990 (4-7, 2-6 WAC)

Head Coach: Ron McBride

Utah State	W	19-0	Sep. 1	Logan
Minnesota	W	35-29	Sep. 8	Minneapolis
Fresno State	L	7-31	Sep. 15	Salt Lake City
Hawaii*	L	7-19	Sep. 22	Salt Lake City
Wyoming*	L	10-28	Sep. 29	Salt Lake City
Colorado State*	L	13-28	Oct. 6	Fort Collins
UTEP*(h)	W	37-23	Oct. 20	Salt Lake City
Air Force*	L	21-52	Oct. 27	Colorado Springs
San Diego State*	L	14-66	Nov. 3	San Diego
New Mexico*	W	29-27	Nov. 10	Albuquerque
BYU*	L	22-45	Nov. 17	Salt Lake City

1991 (7-5, 4-4 WAC)

Head Coach: Ron McBride

Utah State	W	12-7	Aug. 31	Salt Lake City
Oregon State	W	22-10	Sep. 7	Corvallis
Air Force*	L	21-24	Sep. 14	Salt Lake City
Oregon	W	24-17	Sep. 21	Salt Lake City
Arizona State	L	15-21	Oct. 5	Tempe
Wyoming*	W	57-42	Oct. 12	Laramie
Colorado State*	W	21-16	Oct. 19	Salt Lake City
San Diego State*(h)	L	21-24	Oct. 26	Salt Lake City
Hawaii*	L	26-52	Nov. 2	Honolulu
New Mexico*	W	30-7	Nov. 9	Salt Lake City
UTEP*	W	10-9	Nov. 16	El Paso
BYU*	L	17-48	Nov. 23	Provo

128 Years with the Utes



1992 (6-6, 4-4 WAC)

Head Coach: Ron McBride

Nebraska	L	22-49	Sep. 5	Lincoln
Utah State	W	42-18	Sep. 12	Logan
Oregon State	W	42-9	Sep. 26	Salt Lake City
Colorado State*	W	33-29	Oct. 3	Fort Collins
Hawaii*	W	38-17	Oct. 10	Salt Lake City
New Mexico*	L	7-24	Oct. 17	Albuquerque
UTEP*(h)	L	13-20	Oct. 24	Salt Lake City
Air Force*	W	20-13	Oct. 31	Colorado Springs
Fresno State*	L	15-41	Nov. 7	Fresno
Wyoming*	W	38-7	Nov. 14	Salt Lake City
BYU*	L	22-31	Nov. 21	Salt Lake City

Copper Bowl

Washington State	L	28-31	Dec. 29	Tucson
------------------	---	-------	---------	--------


1993 (7-6, 5-3 WAC)

Head Coach: Ron McBride

Arizona State	L	0-38	Sep. 4	Tempe
Utah State	W	31-29	Sep. 11	Salt Lake City
Kansas	W	41-16	Sep. 18	Lawrence
Wyoming*	L	12-28	Sep. 25	Laramie
Idaho	L	17-28	Oct. 2	Salt Lake City
New Mexico*	L	35-42	Oct. 9	Salt Lake City
UTEP*	W	45-29	Oct. 16	El Paso
Colorado State*	W	38-21	Oct. 23	Salt Lake City
San Diego State*(h)	W	45-41	Oct. 30	Salt Lake City
Hawaii*	L	30-41	Nov. 6	Honolulu
Air Force*	W	41-24	Nov. 13	Salt Lake City
BYU*	W	34-31	Nov. 20	Provo

Freedom Bowl

USC	L	21-28	Dec. 30	Anaheim
-----	---	-------	---------	---------



Ron McBride led the Utes to 88 wins and six bowl games from 1990-2002.

1994 (10-2, 6-2 WAC)

Head Coach: Ron McBride

Utah State	W	32-17	Sep. 3	Logan
Idaho State	W	66-0	Sep. 10	Salt Lake City
Oregon	W	34-16	Sep. 17	Eugene
Wyoming*	W	41-7	Sep. 24	Salt Lake City
San Diego State*	W	38-22	Oct. 8	San Diego
Hawaii*	W	14-3	Oct. 15	Salt Lake City
Colorado State*	W	45-31	Oct. 22	Fort Collins
UTEP*(h)	W	52-7	Oct. 29	Salt Lake City
New Mexico*	L	21-23	Nov. 5	Albuquerque
Air Force*	L	33-40	Nov. 12	Colorado Springs
BYU*	W	34-31	Nov. 19	Salt Lake City

Freedom Bowl

Arizona	W	16-13	Dec. 27	Anaheim
---------	---	-------	---------	---------

1995 (7-4, 6-2 WAC)

Head Coach: Ron McBride

Oregon	L	20-27	Sep. 2	Salt Lake City
Stanford	L	20-27	Sep. 9	Salt Lake City
New Mexico*	W	36-9	Sep. 16	Albuquerque
Fresno State*	W	25-21	Sep. 23	Salt Lake City
UTEP*	W	34-21	Sep. 30	El Paso
San Diego State*	L	21-24	Oct. 7	Salt Lake City
Colorado State*	L	14-19	Oct. 14	Salt Lake City
Air Force*	W	22-21	Oct. 21	Salt Lake City
Utah State(h)	W	40-20	Oct. 28	Salt Lake City
Wyoming*	W	30-24	Nov. 4	Laramie
BYU*	W	34-17	Nov. 18	Provo

1996 (8-4, 6-2 WAC)

Head Coach: Ron McBride

Utah State	L	17-20	Aug. 31	Logan
Stanford	W	17-10	Sep. 7	Stanford
SMU*	W	21-17	Sep. 14	Dallas
Fresno State*	W	45-17	Sep. 21	Salt Lake City
Kansas	W	45-42	Sep. 28	Salt Lake City
UTEP*	W	34-27	Oct. 5	El Paso
TCU*	W	21-7	Oct. 19	Salt Lake City
Tulsa*(h)	W	45-19	Oct. 26	Salt Lake City
Rice*	L	10-51	Nov. 2	Houston
New Mexico*	W	31-24	Nov. 9	Albuquerque
BYU*	L	17-37	Nov. 23	Salt Lake City

Copper Bowl

Wisconsin	L	10-38	Dec. 27	Tucson
-----------	---	-------	---------	--------

1997 (6-5, 5-3 WAC)

Head Coach: Ron McBride

Utah State	L	14-21	Aug. 30	Salt Lake City
Louisville	W	27-21	Sep. 6	Louisville
TCU*	W	32-18	Sep. 13	Ft. Worth
UTEP*	W	56-3	Sep. 20	Salt Lake City
Fresno State*	L	13-27	Oct. 2	Fresno
SMU*	L	19-20	Oct. 11	Salt Lake City
Oregon	L	13-31	Oct. 18	Eugene
New Mexico*(h)	W	15-10	Oct. 25	Salt Lake City
Tulsa*	L	13-21	Nov. 1	Tulsa
Rice*	W	31-14	Nov. 15	Salt Lake City
BYU*	W	20-14	Nov. 22	Provo

1998 (7-4, 5-3 WAC)

Head Coach: Ron McBride

Utah State	W	20-12	Sep. 5	Logan
Louisville	W	45-22	Sep. 12	Salt Lake City
Hawaii*	W	30-21	Sep. 19	Salt Lake City
Boise State (h)	L	28-31	Sep. 26	Salt Lake City
Wyoming*	L	24-27	Oct. 3	Laramie
Fresno State*	W	24-16	Oct. 17	Salt Lake City
San Diego State*	W	20-21^	Oct. 24	San Diego
San Jose State*	W	49-17	Oct. 31	San Jose
UTEP*	W	34-27^	Nov. 7	Salt Lake City
New Mexico*	W	41-7	Nov. 14	Albuquerque
BYU*	L	24-26	Nov. 21	Salt Lake City

1999 (9-3, 5-2 Mountain West)

Head Coach: Ron McBride

Washington State	W	27-7	Sep. 4	Pullman
Utah State	W	38-18	Sep. 18	Salt Lake City
UNLV*	W	52-14	Sep. 25	Las Vegas
Boise State	L	20-26	Oct. 2	Boise
Louisiana-Monroe (h)	W	42-0	Oct. 9	Salt Lake City
Air Force*	W	21-15	Oct. 16	Colorado Springs
San Diego State*	W	38-16	Oct. 23	Salt Lake City
Colorado State*	L	24-31	Oct. 28	Fort Collins
Wyoming*	L	29-43	Nov. 6	Salt Lake City
New Mexico*	W	52-7	Nov. 13	Salt Lake City
BYU*	W	20-17	Nov. 20	Provo

Las Vegas Bowl

Fresno State	W	17-16	Dec. 18	Las Vegas
--------------	---	-------	---------	-----------

2000 (4-7, 3-4 Mountain West)

Head Coach: Ron McBride

Arizona	L	3-17	Sep. 2	Salt Lake City
California	L	21-24	Sep. 9	Berkeley
Washington State	L	21-38	Sep. 16	Salt Lake City
Air Force*(h)	L	14-23	Sep. 23	Salt Lake City
Utah State	W	35-14	Sep. 30	Logan
San Diego State*	W	21-7	Oct. 14	San Diego
Colorado State*	L	17-24	Oct. 21	Salt Lake City
New Mexico*	L	3-10	Oct. 28	Albuquerque
UNLV*	W	38-16	Nov. 4	Salt Lake City
Wyoming*	W	34-0	Nov. 11	Laramie
BYU*	L	27-34	Nov. 24	Salt Lake City

2001 (8-4, 4-3 Mountain West)

Head Coach: Ron McBride

Utah State	W	23-19	Sep. 1	Salt Lake City
Oregon	L	10-24	Sep. 8	Eugene
Indiana	W	28-26	Sep. 22	Bloomington
New Mexico*(h)	W	37-16	Sep. 29	Salt Lake City
South Florida	W	52-21	Oct. 6	Salt Lake City
Wyoming*	W	35-0	Oct. 20	Salt Lake City
Colorado State*	L	17-19	Oct. 27	Fort Collins
UNLV*	W	42-14	Nov. 3	Las Vegas
San Diego State*	W	17-3	Nov. 10	Salt Lake City
BYU*	L	21-24	Nov. 17	Provo
Air Force*	L	37-38	Dec. 1	Colorado Springs

Las Vegas Bowl

USC	W	10-6	Dec. 25	Las Vegas
-----	---	------	---------	-----------



128 Years with the Utes

2002 (5-6, 3-4 Mountain West)

Head Coach: Ron McBride

Utah State	W	23-3	Aug. 31	Logan
Indiana	W	40-13	Sep. 7	Salt Lake City
Arizona	L	17-23	Sep. 14	Tucson
Michigan	L	7-10	Sep. 21	Ann Arbor
Air Force*(h)	L	26-30	Sep. 28	Salt Lake City
San Diego State*	L	17-36	Oct. 12	San Diego
Colorado State*	L	20-28	Oct. 19	Salt Lake City
New Mexico*	L	35-42 ^{^^}	Oct. 26	Albuquerque
UNLV*	W	28-17	Nov. 9	Salt Lake City
Wyoming*	W	23-18	Nov. 16	Laramie
BYU*	W	13-6	Nov. 23	Salt Lake City



URBAN MEYER
(2003-04)
Record: 22-2

2003 (10-2, 6-1 Mountain West)

Head Coach: Urban Meyer

Utah State	W	40-20	Aug. 28	Salt Lake City
Texas A&M	L	26-28	Sep. 6	College Station
California	W	31-24	Sep. 11	Salt Lake City
Colorado State*	W	28-21	Sep. 27	Fort Collins
Oregon	W	17-13	Oct. 3	Salt Lake City
San Diego State*(h)	W	27-6	Oct. 11	Salt Lake City
UNLV*	W	28-10	Oct. 18	Las Vegas
New Mexico*	L	35-47	Oct. 25	Salt Lake City
Air Force*	W	45-43 ^{^^^}	Nov. 1	Colorado Springs
Wyoming*	W	47-17	Nov. 15	Salt Lake City
BYU*	W	3-0	Nov. 22	Provo

Liberty Bowl

Southern Miss	W	17-0	Dec. 31	Memphis
---------------	---	------	---------	---------



Urban Meyer ended his two-year run at Utah with a 12-0 season and a Fiesta Bowl victory in 2004.

2004 (12-0, 7-0 Mountain West)

Head Coach: Urban Meyer

Texas A&M	W	41-21	Sep. 2	Salt Lake City
Arizona	W	23-6	Sep. 11	Tucson
Utah State	W	48-6	Sep. 18	Logan
Air Force*(h)	W	49-35	Sep. 25	Salt Lake City
New Mexico*	W	28-7	Oct. 1	Albuquerque
North Carolina	W	46-16	Oct. 16	Salt Lake City
UNLV*	W	63-28	Oct. 23	Salt Lake City
San Diego State*	W	51-28	Oct. 30	San Diego
Colorado State*	W	63-31	Nov. 6	Salt Lake City
Wyoming*	W	45-28	Nov. 13	Laramie
BYU*	W	52-21	Nov. 20	Salt Lake City

Fiesta Bowl

Pittsburgh*	W	35-7	Jan. 1	Tempe
-------------	---	------	--------	-------

^{*}=Co-Head Coaches Urban Meyer and Kyle Whittingham



KYLE WHITTINGHAM
(2005-Present)
Record: 154-74

2005 (7-5, 4-4 Mountain West)

Head Coach: Kyle Whittingham

Arizona	W	27-24	Sep. 2	Salt Lake City
Utah State	W	31-7	Sep. 10	Salt Lake City
TCU*	L	20-23 [^]	Sep. 15	Ft. Worth
Air Force*	W	38-35	Sep. 22	Salt Lake City
North Carolina	L	17-31	Oct. 1	Chapel Hill
Colorado State*	L	17-21	Oct. 8	Ft. Collins
San Diego State*(h)	L	19-28	Oct. 15	Salt Lake City
UNLV*	W	42-32	Oct. 22	Las Vegas
Wyoming*	W	43-13	Nov. 5	Salt Lake City
New Mexico*	L	27-31	Nov. 12	Salt Lake City
BYU*	W	41-34 [^]	Nov. 19	Provo

Emerald Bowl

Georgia Tech	W	38-10	Dec. 29	San Francisco
--------------	---	-------	---------	---------------

2006 (8-5, 5-3 Mountain West)

Head Coach: Kyle Whittingham

UCLA	L	10-31	Sep. 2	Pasadena
Northern Arizona	W	45-7	Sep. 9	Salt Lake City
Utah State	W	48-0	Sep. 16	Logan
San Diego State*	W	38-7	Sep. 23	San Diego
Boise State (h)	L	3-36	Sep. 30	Salt Lake City
TCU*	W	20-7	Oct. 5	Salt Lake City
Wyoming*	L	15-31	Oct. 14	Laramie
New Mexico*	L	31-34	Oct. 19	Albuquerque
UNLV*	W	45-23	Oct. 28	Salt Lake City
Colorado State*	W	35-22	Nov. 11	Salt Lake City
Air Force*	W	17-14	Nov. 18	Colorado Springs
BYU*	L	31-33	Nov. 25	Salt Lake City

Armed Forces Bowl

Tulsa	W	25-13	Dec. 23	Ft. Worth
-------	---	-------	---------	-----------

2007 (9-4, 5-3 Mountain West)

Head Coach: Kyle Whittingham

Oregon State	L	7-24	Aug. 30	Corvallis
Air Force*	L	12-20	Sep. 8	Salt Lake City
UCLA	W	44-6	Sep. 15	Salt Lake City
UNLV*	L	0-27	Sep. 22	Las Vegas
Utah State (h)	W	34-18	Sep. 29	Salt Lake City
Louisville	W	44-35	Oct. 5	Louisville
San Diego State*	W	23-7	Oct. 13	Salt Lake City
TCU*	W	27-20	Oct. 18	Ft. Worth
Colorado State*	W	27-3	Oct. 27	Ft. Collins
Wyoming*	W	50-0	Nov. 10	Salt Lake City
New Mexico*	W	28-10	Nov. 17	Salt Lake City
BYU*	L	10-17	Nov. 24	Provo

Poinsettia Bowl

Navy	W	35-32	Dec. 20	San Diego
------	---	-------	---------	-----------

2008 (13-0, 8-0 Mountain West)

Head Coach: Kyle Whittingham

Michigan	W	25-23	Aug. 30	Ann Arbor
UNLV*	W	42-21	Sep. 6	Salt Lake City
Utah State	W	58-10	Sep. 13	Logan
Air Force*	W	30-23	Sep. 20	Colorado Springs
Weber State (h)	W	37-21	Sep. 27	Salt Lake City
Oregon State	W	31-28	Oct. 2	Salt Lake City
Wyoming*	W	40-7	Oct. 11	Laramie
Colorado State*	W	49-16	Oct. 18	Salt Lake City
New Mexico*	W	13-10	Nov. 1	Albuquerque
TCU*	W	13-10	Nov. 6	Salt Lake City
San Diego State*	W	63-14	Nov. 15	San Diego
BYU*	W	48-24	Nov. 22	Salt Lake City

Sugar Bowl

Alabama	W	31-17	Jan. 2	New Orleans
---------	---	-------	--------	-------------

2009 (10-3, 6-2 Mountain West)

Head Coach: Kyle Whittingham

Utah State	W	35-17	Sep. 3	Salt Lake City
San Jose State	W	24-14	Sep. 12	San Jose
Oregon	L	24-31	Sep. 19	Eugene
Louisville (h)	W	30-14	Sep. 26	Salt Lake City
Colorado State*	W	24-17	Oct. 10	Ft. Collins
UNLV*	W	35-15	Oct. 17	Las Vegas
Air Force*	W	23-16 [^]	Oct. 24	Salt Lake City
Wyoming*	W	22-10	Oct. 31	Salt Lake City
New Mexico*	W	45-14	Nov. 7	Salt Lake City
TCU*	L	28-55	Nov. 14	Ft. Worth
San Diego State*	W	38-7	Nov. 21	Salt Lake City
BYU*	L	23-26 [^]	Nov. 28	Provo

Poinsettia Bowl

California	W	37-27	Dec. 23	San Diego
------------	---	-------	---------	-----------

2010 (10-3, 7-1 Mountain West)

Head Coach: Kyle Whittingham

Pittsburgh	W	27-24 [^]	Sep. 2	Salt Lake City
UNLV*	W	38-10	Sep. 11	Salt Lake City
New Mexico*	W	56-14	Sep. 18	Albuquerque
San Jose State (h)	W	56-3	Sep. 25	Salt Lake City
Iowa State	W	68-27	Oct. 9	Ames
Wyoming*	W	30-6	Oct. 16	Laramie
Colorado State*	W	59-6	Oct. 23	Salt Lake City
Air Force*	W	28-23	Oct. 30	Colorado Springs
TCU*	L	7-47	Nov. 6	Salt Lake City
Notre Dame	L	3-28	Nov. 13	South Bend
San Diego State*	W	38-34	Nov. 20	San Diego
BYU*	W	17-16	Nov. 27	Salt Lake City

Las Vegas Bowl

Boise State	L	3-26	Dec. 22	Las Vegas
-------------	---	------	---------	-----------



128 Years with the Utes

2011 (8-5, 4-5 Pac-12)

Head Coach: Kyle Whittingham

Montana State	W	27-10	Sep. 1	Salt Lake City
USC*	L	14-23	Sep. 10	Los Angeles
BYU	W	54-10	Sep. 17	Provo
Washington*(h)	L	14-31	Oct. 1	Salt Lake City
Arizona State*	L	14-35	Oct. 8	Salt Lake City
Pittsburgh	W	26-14	Oct. 15	Pittsburgh
California*	L	10-34	Oct. 22	San Francisco
Oregon State*	W	27-8	Oct. 29	Salt Lake City
Arizona*	W	34-21	Nov. 5	Tucson
UCLA*	W	31-6	Nov. 12	Salt Lake City
Washington State*	W	30-27^	Nov. 19	Pullman
Colorado*	L	14-17	Nov. 25	Salt Lake City
Sun Bowl				
Georgia Tech	W	30-27^	Dec. 31	El Paso

2012 (5-7, 3-6 Pac-12)

Head Coach: Kyle Whittingham

Northern Colorado	W	41-0	Aug. 30	Salt Lake City
Utah State	L	20-27^	Sep. 7	Logan
BYU (h)	W	24-21	Sep. 15	Salt Lake City
Arizona State*	L	7-37	Sep. 22	Tempe
USC*	L	28-38	Oct. 4	Salt Lake City
UCLA*	L	14-21	Oct. 13	Pasadena
Oregon State*	L	7-21	Oct. 20	Corvallis
California*	W	49-27	Oct. 27	Salt Lake City
Washington State*	W	49-6	Nov. 3	Salt Lake City
Washington*	L	15-34	Nov. 10	Seattle
Arizona*	L	24-34	Nov. 17	Salt Lake City
Colorado*	W	42-35	Nov. 23	Boulder

2013 (5-7, 2-7 Pac-12)

Head Coach: Kyle Whittingham

Utah State	W	30-26	Aug. 29	Salt Lake City
Weber State	W	70-7	Sep. 7	Salt Lake City
Oregon State*(h)	L	48-51^	Sep. 14	Salt Lake City
BYU	W	20-13	Sep. 21	Provo
UCLA*	L	27-34	Oct. 3	Salt Lake City
Stanford*	W	27-21	Oct. 12	Salt Lake City
Arizona*	L	24-35	Oct. 19	Tucson
USC*	L	3-19	Oct. 26	Los Angeles
Arizona State*	L	19-20	Nov. 9	Salt Lake City
Oregon*	L	21-44	Nov. 16	Eugene
Washington State*	L	37-49	Nov. 23	Pullman
Colorado*	W	24-17	Nov. 30	Salt Lake City

2014 (9-4, 5-4 Pac-12)

Head Coach: Kyle Whittingham

Idaho State	W	56-14	Aug. 28	Salt Lake City
Fresno State	W	59-27	Sep. 6	Salt Lake City
Michigan	W	26-10	Sep. 20	Ann Arbor
Washington St.*(h)	L	27-28	Sep. 27	Salt Lake City
UCLA*	W	30-28	Oct. 4	Pasadena
Oregon State*	W	29-23^^	Oct. 16	Corvallis
USC*	W	24-21	Oct. 25	Salt Lake City
Arizona State*	L	16-19^	Nov. 1	Tempe
Oregon*	L	27-51	Nov. 8	Salt Lake City
Stanford*	W	20-17^^	Nov. 15	Stanford
Arizona*	L	10-42	Nov. 22	Salt Lake City
Colorado*	W	38-34	Nov. 29	Boulder
Las Vegas Bowl				
Colorado State	W	45-10	Dec. 20	Las Vegas

2015 (10-3, 6-3 Pac-12)

Head Coach: Kyle Whittingham

Michigan	W	24-17	Sep. 3	Salt Lake City
Utah State	W	24-14	Sep. 11	Salt Lake City
Fresno State	W	45-24	Sep. 19	Fresno
Oregon*	W	62-20	Sep. 26	Eugene
California*(h)	W	30-24	Oct. 10	Salt Lake City
Arizona State*	W	34-18	Oct. 17	Salt Lake City
USC*	L	24-42	Oct. 24	Los Angeles
Oregon State*	W	27-12	Oct. 31	Salt Lake City
Washington*	W	34-23	Nov. 7	Seattle
Arizona*	L	30-37^^	Nov. 14	Tucson
UCLA*	L	9-17	Nov. 21	Salt Lake City
Colorado*	W	20-14	Nov. 28	Salt Lake City
Las Vegas Bowl				
BYU	W	35-28	Dec. 19	Las Vegas

2016 (9-4, 5-4 Pac-12)

Head Coach: Kyle Whittingham

Southern Utah	W	24-0	Sep. 1	Salt Lake City
BYU	W	20-19	Sep. 10	Salt Lake City
San Jose State	W	34-17	Sep. 17	San Jose
USC*	W	31-27	Sep. 23	Salt Lake City
California*	L	23-28	Oct. 1	Berkeley
Arizona* (h)	W	36-23	Oct. 8	Salt Lake City
Oregon State*	W	19-14	Oct. 15	Corvallis
UCLA*	W	52-45	Oct. 22	Pasadena
Washington*	L	24-31	Oct. 29	Salt Lake City
Arizona State*	W	49-26	Nov. 10	Tempe
Oregon*	L	28-30	Nov. 19	Salt Lake City
Colorado*	L	22-27	Nov. 26	Boulder
Foster Farms Bowl				
Indiana	W	26-24	Dec. 28	Santa Clara

2017 (7-6, 3-6 Pac-12)

Head Coach: Kyle Whittingham

North Dakota	W	37-16	Aug. 31	Salt Lake City
BYU	W	19-13	Sep. 9	Provo
San Jose State	W	54-16	Sep. 16	Salt Lake City
Arizona*	W	30-24	Sep. 22	Tucson
Stanford*(h)	L	20-23	Oct. 7	Salt Lake City
USC*	L	27-28	Oct. 14	Los Angeles
Arizona State*	L	10-30	Oct. 21	Salt Lake City
Oregon*	L	20-41	Oct. 28	Eugene
UCLA*	W	48-17	Nov. 3	Salt Lake City
Washington State*	L	25-33	Nov. 11	Salt Lake City
Washington*	L	30-33	Nov. 18	Seattle
Colorado*	W	34-13	Nov. 25	Salt Lake City
Heart of Dallas Bowl				
West Virginia	W	30-14	Dec. 26	Dallas

2018 (9-5, 6-3 Pac-12)

Head Coach: Kyle Whittingham

Weber State	W	41-10	Aug. 30	Salt Lake City
Northern Illinois	W	17-6	Sep. 8	DeKalb
Washington*	L	7-21	Sep. 15	Salt Lake City
Washington State*	L	24-28	Sep. 29	Pullman
Stanford*	W	40-21	Oct. 6	Stanford
Arizona*	W	42-10	Oct. 12	Salt Lake City
USC*(h)	W	41-28	Oct. 20	Salt Lake City
UCLA*	W	41-10	Oct. 26	Pasadena
Arizona State*	L	20-38	Nov. 3	Tempe
Oregon*	W	35-25	Nov. 10	Salt Lake City
Colorado*	W	30-7	Nov. 17	Boulder
BYU	W	35-27	Nov. 24	Salt Lake City
Pac-12 Championship				
Washington	L	3-10	Nov. 30	Santa Clara
Holiday Bowl				
Northwestern	L	20-31	Dec. 31	San Diego

2019 (11-3, 8-1 Pac-12)

Head Coach: Kyle Whittingham

BYU	W	30-12	Aug. 29	Provo
Northern Illinois	W	35-17	Sep. 7	Salt Lake City
Idaho State	W	31-0	Sep. 14	Salt Lake City
USC*	L	23-30	Sep. 20	Los Angeles
Washington State*(h)	W	38-13	Sep. 28	Salt Lake City
Oregon State*	W	52-7	Oct. 12	Corvallis
Arizona State*	W	21-3	Oct. 19	Salt Lake City
California*	W	35-0	Oct. 26	Salt Lake City
Washington*	W	33-28	Nov. 2	Seattle
UCLA*	W	49-3	Nov. 16	Salt Lake City
Arizona*	W	35-7	Nov. 23	Tucson
Colorado*	W	45-15	Nov. 30	Salt Lake City
Pac-12 Championship				
Oregon	L	15-37	Dec. 6	Santa Clara
Alamo Bowl				
Texas	L	10-38	Dec. 31	San Antonio



Kyle Whittingham is the winningest head coach in program history, surpassing Ike Armstrong in 2021.

INFORMATION

HERES UTAH

2023 OUTLOOK

PLAYER BIOS

COACHES & STAFF

SERIES HISTORY

2022 IN REVIEW

BOWL HISTORY

RECORD BOOK



128 Years with the Utes

2020 (3-2, 3-2 Pac-12)

Head Coach: Kyle Whittingham

USC*	L	17-33	Nov. 21	Salt Lake City
Washington*	L	21-24	Nov. 28	Seattle
Oregon State*	W	30-24	Dec. 5	Salt Lake City
Colorado*	W	38-21	Dec. 12	Boulder
Washington State*	W	45-28	Dec. 19	Salt Lake City

2021 (10-4, 8-1 Pac-12)

Head Coach: Kyle Whittingham

Weber State	W	40-17	Sep. 2	Salt Lake City
BYU	L	17-26	Sep. 11	Provo
San Diego State	L	31-33 ^{^^^}	Sep. 18	Carson
Washington State*(h)	W	24-13	Sep. 25	Salt Lake City
USC*	W	42-26	Oct. 9	Los Angeles
Arizona State*	W	35-21	Oct. 16	Salt Lake City
Oregon State*	L	34-42	Oct. 23	Corvallis
UCLA*	W	44-24	Oct. 30	Salt Lake City
Stanford*	W	52-7	Nov. 5	Stanford
Arizona*	W	38-29	Nov. 13	Tucson
Oregon*	W	38-7	Nov. 20	Salt Lake City
Colorado*	W	28-13	Nov. 26	Salt Lake City

Pac-12 Championship

Oregon	W	38-10	Dec. 3	Las Vegas
--------	---	-------	--------	-----------

Rose Bowl

Ohio State	L	45-48	Jan. 1	Pasadena
------------	---	-------	--------	----------

2022 (10-4, 7-2 Pac-12)

Head Coach: Kyle Whittingham

Florida	L	26-29	Sept. 3	Gainesville
Southern Utah	W	73-7	Sept. 10	Salt Lake City
San Diego State	W	35-7	Sept. 17	Salt Lake City
Arizona State*	W	34-13	Sept. 24	Tempe
Oregon State*(h)	W	42-16	Oct. 1	Salt Lake City
UCLA*	L	32-42	Oct. 8	Pasadena
USC*	W	43-42	Oct. 15	Salt Lake City
Washington State*	W	21-17	Oct. 27	Pullman
Arizona*	W	45-20	Nov. 5	Salt Lake City
Stanford*	W	42-7	Nov. 12	Salt Lake City
Oregon*	L	17-20	Nov. 19	Eugene
Colorado*	W	63-21	Nov. 26	Boulder

Pac-12 Championship

USC	W	47-24	Dec. 2	Las Vegas
-----	---	-------	--------	-----------

Rose Bowl

Penn State	L	21-35	Jan. 1	Pasadena
------------	---	-------	--------	----------

LEGEND

- *=Conference Games
- h=Homecoming Games
- ^=Overtime
- ^^=2 Overtimes
- ^^^=3 Overtimes



Fans poured onto the field at Rice-Eccles Stadium after Utah defeated USC in an instant classic during the 2022 season.

INFORMATION

HERE'S UTAH

2023 OUTLOOK

PLAYER BIOS

COACHES & STAFF

SERIES HISTORY

2022 IN REVIEW

BOWL HISTORY

RECORD BOOK



The Utah Football program was met with two tragedies within 10 months of each other in 2020 and 2021, but out of those tragedies, a legacy was born.

The number 22 was officially retired in 2021 in honor of Ty Jordan and Aaron Lowe, but the meaning behind the number has lived on in the fans, the coaches and the players.

To be infectiously optimistic, to be 22-percent better every day, to remember them and all of those that we have lost – and to smile.



UNIVERSITY OF UTAH RICE ECCLES STADIUM
FAMILY ON THREE

Karl G. Maes Field Zone

UTAH
10 20 30 40 50
10 20 30 40 50
UTAH

