

MARSHALL.



**2023
MARSHALL FOOTBALL
GAME NOTES**

Marshall vs. Virginia Tech

General Information

Game Three

Virginia Tech (1-2) at Marshall (2-0)

Date: Saturday, Sept. 23

Time: Noon

Location: Huntington, W.Va.

Venue: Joan C. Edwards Stadium (30,475)

Television: ESPN2

Radio: Thundering Herd Sports Network

Series: VT leads 11-2

Media Relations

Grant Traylor is Marshall's Associate Athletic Director of Communications. Contact Grant for Thundering Herd football information and requests.

Office: 304-696-4660 Cell: 304-417-5222 E-mail: traylor8@marshall.edu

Online Resources

HerdZone.com - The official Marshall Athletics website. Rosters, record books, statistical information, etc., can be accessed here.

SunBeltSports.org - Statistics and online media guide are available here.

CollegePressBox.com - Game notes, statistics, quotes, media guides, etc., are available.

Schedule

Date	Opponent	Time/Result
Sept. 2	Albany	W, 21-17
Sept. 9	at East Carolina	W, 31-13
Sept. 23	Virginia Tech	Noon
Sept. 30	Old Dominion (Homecoming)	3:30 p.m.
Oct. 7	at N.C. State	TBA
Oct. 14	at Georgia State	TBA
Oct. 19 (Thu.)	James Madison	7:00
Oct. 28	at Coastal Carolina	TBA
Nov. 4	at Appalachian State	TBA
Nov. 11	Georgia Southern	TBA
Nov. 18	at South Alabama	TBA
Nov. 25	Arkansas State	TBA

bold = Sun Belt Conference game



ESPN 2

Play-by-Play Roy Philpott
Analyst..... Roddy Jones
Sideline..... Taylor McGregor



Pregame coverage along the West Virginia Lottery Thundering Herd Sports Network from Learfield begins two hours prior to the opening kickoff.

Play-by-Play Steve Cotton (28th season)
Analyst..... Mark Martin (13th season)
Host Dave Wilson (11th season)
Studio Host Jacob Munch (first season)
Spotter/Statistician Jim Woodrum (26th season)

Marshall Football

Head Coach Charles Huff
Alma Mater Hampton, 2005
Record at Marshall 18-10 (third season)
Career Record same

2022 Record 9-4
2022 Conference Record 5-3, Sun Belt East
2022 Bowl Game Myrtle Beach Bowl (Marshall 28, UConn 14)

Offense Multiple
Offensive Starters Returning/Lost 8/3
Defense Multiple
Defensive Starters Returning/Lost 5/6

Marshall University

Location Huntington, W.Va. (population 46,139)
Founded 1837
Enrollment 10,835
Colors..... Kelly Green (PMS 354) and White
Nickname Thundering Herd
Mascot Marco the bison
Stadium..... Joan C. Edwards Stadium
Capacity 30,475
Year Opened 1991 (as Marshall University Stadium)
Surface AstroTurf RootZone 3D3 Blend (installed 2022)
Conference..... Sun Belt (East Division)
President..... Brad Smith
NCAA Faculty Representative Dr. Karen McComas
Athletic Director..... Christian Spears

This Week's Game



Virginia Tech
at
Marshall



Saturday's meeting is the 14th meeting all-time between Marshall and Virginia Tech. Virginia Tech leads the series 11-2. The series dates all the way back to 1913, making it one of Marshall's oldest.

The Coaches

Marshall.....Charles Huff (Hampton, 2005)
Career Record 18-10 (third season)
Record at Marshall same

AlbanyBrent Pry (Buffalo, 1992)
Career Record 4-10 (2nd season)
Record at Virginia Tech same

2023 Statistical Comparison

	Marshall	VT
Scoring Offense	26.0	23.0
Scoring Defense	15.0	25.3
Total Offense	402.5	324.3
Total Defense	284.5	341.3
Rushing Offense	138	83
Rushing Defense	126	212
Passing Offense	264.5	241.3
Passing Defense	158.5	129.3
Turnover Margin	Even	-0.33

The Bond With Frank Loria

Marshall and Virginia Tech share a special bond through Frank Loria, who was a Thundering Herd assistant coach who passed away in the Marshall Plane Crash on Nov. 14, 1970.

The Clarksburg, W.Va., native was a standout defensive back for the Hokies (1965-67), earning All-American honors twice. He was named to the College Football Hall of Fame in 1999.

No Passing Zone

When Marshall and Virginia Tech meet on the field on Saturday, the game will feature two of the top 15 passing defenses in all of FBS.

Currently, Virginia Tech is ranked No. 5 in FBS, allowing just 129.3 passing yards per game. The Hokies have faced 25 attempts per game & allowed an average of just one passing touchdown each contest, too.

Marshall comes in at No. 15 in passing yards per game (158.5), but also is No. 4 in FBS in yards per attempt (4.6), No. 7 in passer rating (93.1) & No. 8 in completion percentage (50.7).

Familiar faces

There are plenty of familiar faces who will reunite on Saturday when Marshall and Virginia Tech meet at noon at Joan C. Edwards Stadium.

The most well-known is Virginia Tech quarterback Grant Wells, who started for the Herd during the 2020 and 2021 seasons before heading to the Hokies.

VT Associate HC/Defensive Line coach J.C. Price also returns to Marshall where he coached from 2012-20.

Other VT notables returning to Huntington after working at Marshall include Bill Roth (VT play-by-play voice), Derek Gwinn (Exec. Associate AD of Compliance), Mike Villagrana (Sr. Director of Player Personnel), Alex Jones (Dir. of Player Personnel) & Camie Cole (Dir. of Recruiting Operations).

Sun Belt Conference

Standings

School	Conf.	Pct.	Overall	Pct.	Streak
East Division					
James Madison	1-0	1.000	3-0	1.000	W3
Old Dominion	1-0	1.000	1-2	.333	L1
Georgia State	0-0	.000	3-0	1.000	W3
Marshall	0-0	.000	2-0	1.000	W2
App State	0-0	.000	2-1	.667	W1
Coastal Carolina	0-0	.000	2-1	.667	W2
Georgia Southern	0-0	.000	2-1	.667	L1
West Division					
South Alabama	0-0	.000	2-1	.667	W2
Texas State	0-0	.000	2-1	.667	W1
ULM	0-0	.000	2-1	.667	L1
Louisiana	0-1	.000	2-1	.667	W1
Arkansas State	0-0	.000	1-2	.333	W1
Southern Miss	0-0	.000	1-2	.333	L2
Troy	0-1	.000	1-2	.333	L2

This Week's Schedule



Thursday

Georgia State at Coastal Carolina7:30 p.m.

Saturday

Western Kentucky at TroyNoon
 Virginia Tech at MarshallNoon
 Georgia Southern at Ball State 2:00
 Texas A&M-Commerce at Old Dominion 3:30
 Central Michigan at South Alabama 5:00
 Appalachian State at Wyoming 7:00
 Southern Miss at Arkansas State 7:00
 Nevada at Texas State 7:00
 Buffalo at Louisiana 7:30
 James Madison at Utah State 8:00

Sun Belt Preseason Poll (voting by coaches)

East Division

1. James Madison – 78 Points (4)
2. App State – 75 Points (4)
3. Coastal Carolina – 71 Points (3)
4. Marshall – 68 Points (2)
5. Georgia Southern – 52 Points (1)
6. Georgia State – 31 Points
7. Old Dominion – 17 Points

West Division

1. Troy – 92 Points (10)
2. South Alabama – 85 Points (4)
3. Louisiana – 64 Points
4. Southern Miss – 62 Points
5. Texas State – 36 Points
6. Arkansas State – 33 Points
7. ULM – 20 Points

Preseason All-Sun Belt Honors (by coaches)

First Team

Micah Abraham (DB)
 Eli Neal (LB)
 Logan Osburn (OL)
 Owen Porter (DL)

Second Team

Rasheen Ali (RB)
 Ethan Driskell (OL)

Media Information

Marshall Media Relations Staff




Grant Traylor

Associate Athletic Director of Communications
E-mail: traylor8@marshall.edu
Gameday location: Press Box



Rodney Kasey

Assistant Athletic for Digital Strategy and Brand Management
E-mail: kaseyr@marshall.edu
Gameday location: Field



Cody Linn

Associate Director for Strategic Communications
linnc@marshall.edu
Gameday location: Press box - Stat crew



David O'Leary

Associate Director of Digital Content
E-mail: oleary8@marshall.edu
Gameday location: Press box - Participation

Follow the Herd



@HerdFB



Herd_FB



Marshall University Football

Game Credentials

All requests for working press and broadcast credentials for the 2023 Marshall football season should be made through **Grant Traylor**.

Credential Distribution

Any credentials not picked up prior to game day will be at the Fans Assistance gate (located near Gate A) at Joan C. Edwards Stadium, starting two hours prior to kickoff.

Parking

Parking will be accommodated on a space-available basis. The media parking lot is on 18th Street, two blocks west of Joan C. Edwards Stadium. To reach the 18th Street Lot, travel west along Third Avenue (a one-way street) and make your way to the left lane. There's a traffic light at 18th Street - turn left at that light. This puts you into the 18th Street Lot. **These spaces are normally used for handicap parking on the Marshall campus. This is not the case on game day - media members can park in these handicap spaces by displaying their parking pass on GAME DAY ONLY.** This same pass gives access to the Third Avenue Parking Garage, located across Third Avenue from the Cam Henderson Center (right lane as you travel along Third Avenue), if the 18th Street Lot fills up or if you simply prefer to park in the garage.

Interview Availability

Monday - Coach Charles Huff and the other Sun Belt Conference head coaches will participate on a weekly news conference via Zoom, facilitated by the Sun Belt Conference. The entire news conference is scheduled to run from 11:30 a.m. to 1:08 p.m. eastern time, with Coach Huff's time slotted as 12:54 to 1:01 p.m.

Tuesday - Coach Charles Huff will hold an in-person interview session at noon on Tuesdays of game week in the Shewey Building Multipurpose Room (upper level). Marshall players are available for in-person interviews at 12:30 in the same room.

Thursday - Coach Charles Huff does his weekly radio show at the Giovanni's across Third Avenue from Joan C. Edwards Stadium, 7:05-8:00, on the West Virginia Lottery Thundering Herd Sports Network from Learfield.

Post-Game Interviews

Coach Huff and Marshall players will be available for interviews after home games in the team meeting room, located in the lower level of the Shewey Building.

Statistics

Updated statistics are always available at Marshall's athletic website, HerdZone.com. You can find links on the football portion of the website for season statistics, players' career statistics, and the Marshall record book.

Live, in-game statistics are available via StatBroadcast.com. Paper copies of statistics will be available in the press box after each quarter.

Coach Charles Huff



Hometown: Denton, Maryland
High School: North Carolina
Alma Mater: Hampton (2005)
Year in Coaching: 19th
Wife: Jessica
Children: BJ, Beau, and Blaze

An elite recruiter and developer of talent, Huff's proven track record bolstered head coach Nick Saban's Alabama staff for the 2019 and 2020 seasons, helping the Crimson Tide to the 2020 National Championship. He was named the 2020 National Recruiter of the Year by 247 Sports.

In his inaugural season in Tuscaloosa, Huff helped Najee Harris rush for a career-best 1,224 yards on 209 carries with 13 rushing touchdowns while catching 27 passes for 304 yards and seven more scores. Brian Robinson Jr. added 441 rushing yards and five scores while then-freshman Keilan Robinson added 254 yards and two touchdowns. In 2020, Harris was a consensus All-American who led the nation in total touchdowns (30), rushing touchdowns (26) and points (180). He also ranked third nationally in rushing yards (1,466) and holds the school record for total touchdowns (57), rushing touchdowns (46) and rushing yards (3,843).

Marshall head coach Charles Huff is in his third season in 2023.

In his first two seasons with the Thundering Herd, Huff led Marshall to a pair of winning seasons and bowl appearances, compiling a 16-10 record along the way.

Huff led Marshall to a 9-4 record in 2022, which included a 26-21 win on the road at No. 8 Notre Dame – the team's first win over a top-10 team since 2003. Huff also navigated the Thundering Herd to a five-game winning streak at the end of 2022. The 2022 season culminated with a 28-14 win over UConn in the Myrtle Beach Bowl.

In Huff's inaugural season in Huntington, Marshall finished 7-6 while going to its 17th bowl appearance since moving up to FBS in 1997.

Charles Huff was named Marshall's head football coach on January 17, 2021.

An elite recruiter and developer of talent, Huff's proven track record bolstered head coach Nick Saban's staff for the 2019 and 2020 seasons.

Huff arrived in Tuscaloosa after one season (2018) as the assistant head coach, run-game coordinator and running backs coach at Mississippi State.

The native of Denton, Maryland, boasts boasts 17 years of coaching experience on both the NFL and college levels with stops at Penn State (2014-17), Western Michigan (2013), the Buffalo Bills (2012), Vanderbilt (2011), Hampton (2010), Maryland (2009) and Tennessee State (2006-08).

Huff spent four seasons (2014-17) as Penn State's running backs coach and special teams coordinator. He recruited and developed one of the game's most electrifying players in running back Saquon Barkley, who in 2018 became the highest drafted NFL running back since Reggie Bush went No. 2 overall in 2006.

Barkley, who was called with the second overall pick by the New York Giants in the 2018 draft, produced a dynamic rookie season, rushing for 1,307 yards and 11 touchdowns. He added 91 receptions for 721 yards and four more scores to amass 2,028 yards from scrimmage on his way to Offensive Rookie of the Year honors at season's end.

Numerous records fell at the running back position and on special teams under Huff's guidance at Penn State. Barkley, a 2017 consensus All-American, became the first Big Ten running back in history to win Offensive Player of the Year honors twice. A Walter Camp National Player of the Year finalist, Barkley ranked second nationally in all-purpose yards in 2017 (2,329).

The 2016 campaign saw the Nittany Lions claim the Big Ten Championship and it was Huff who mentored two record-breakers. Barkley broke the Penn State sophomore record for rushing yards (1,496), all-purpose yards (1,972) and points scored (132), while junior kicker Tyler Davis collected All-Big Ten first-team honors after tying the league's single-season record for kicking points (128) and breaking the school record for field goals by a junior (22) and consecutive field goals made (18).

Huff recruited Barkley to Penn State, and his freshman season of 2015 was spectacular. The Freshman All-American broke the school's single-season freshman rushing record with 1,076 yards. He was named the Big Ten Network's Big Ten Freshman of the Year in the process.

Huff graduated in 2005 from Hampton University where he served as a team captain, starting 12 games at center as a senior in 2005. He also played guard, fullback and tight end in his career.

Huff resides in Huntington with his wife Jessica and their sons, BJ, Beau, and Blaze.

Huff's Coaching History

Year	School	Position
2021-present	Marshall	Head Coach
2019-20	Alabama	Associate Head Coach/Running Backs
2018	Mississippi State	Assistant Head Coach/Running Backs
2014-17	Penn State	Special Teams Coordinator/Running Backs
2013	Western Michigan	Running Backs
2012	Buffalo Bills	Assistant Running Backs
2011	Vanderbilt	Offensive Quality Control
2010	Hampton	Offensive Line
2009	Maryland	Assistant Offensive Line
2007-08	Tennessee State	Special Teams Coordinator/Tight Ends
2006	Tennessee State	Offensive Line
2005	Hampton	Graduate Assistant

Marshall Coaching Staff



Jovon Bouknight (juh VON BO night)
Pass Game Coordinator/Wide Receivers
17th year in coaching, 2nd year at Marshall

- » alma mater: Wyoming, 2006
- » 2005 Biletnikoff Award finalist at Wyoming.
- » previous coaching stops: Kentucky, Oregon, Texas Tech, Utah State, Wyoming.

Gameday location: field



Johnathan Galante (guh LAHN tay)
Special Teams Coordinator
7th year in coaching, 2nd year at Marshall

- » alma mater: Virginia Tech, 2017
- » Linebacker at Virginia Tech.
- » previous coaching stops: Alabama, Virginia Tech

Gameday location: field



Chevis Jackson (SHEV us)
Cornerbacks
7th year in coaching, 2nd year at Marshall

- » alma mater: Louisiana State, 2012
- » Defensive back at LSU, third-round draft pick of Atlanta Falcons; played three seasons in the NFL.
- » previous coaching stops: Kansas, Ball State, LSU, South Alabama

Gameday location: field



Bill Legg
Associate Head Coach/Offensive Line
38th year in coaching, 13th year at Marshall

- » alma mater: West Virginia, 1985
- » Four-year starting center at West Virginia University.
- » previous coaching stops: WVU, Mercer, Miss. State, FIU, Purdue, VMI, Eastern Illinois, WV Tech

Gameday location: box



Telly Lockette (LOCK it)
Run Game Coordinator/Running Backs
21st year in coaching, 3rd year at Marshall

- » alma mater: Idaho State, 1998
- » Two-time All-American linebacker at Idaho State; member of the Idaho State Hall of Fame.
- » previous coaching stops: Miami, Florida State, Oregon State, South Florida

Gameday location: field



Shannon Morrison
Assistant Head Coach/Linebackers
29th year in coaching, 9th year at Marshall

- » alma mater: Marshall, 1995
- » Team captain and All-Conference safety at Marshall. Member of 1992 I-AA National Champions.
- » previous coaching stops: Eastern Kentucky, Ball State, Cincinnati, Memphis, Bowling Green, Lehigh, Southeast Missouri, Hampden-Sydney, Sam Houston


Gameday location: field



Jason Semore
Defensive Coordinator
16th year in coaching, 1st year at Marshall

- » alma mater: Adams State, 2005
- » Played linebacker at Adams State (Colorado).
- » previous coaching stops: Georgia Tech, Valdosta State, Temple, Montana, Colorado School of Mines, Oklahoma State, Adams State

Gameday location: field



Derek Shay
Tight Ends
10th year in coaching, 1st year at Marshall

- » alma mater: Eastern Illinois, 2013
- » Played offensive line at Western Illinois.
- » Missouri, Louisiana State, McNeese State, Bowling Green, Eastern Illinois

Gameday location: field



Ralph Street
Defensive Line
22nd year in coaching, 3rd year at Marshall

- » alma mater: Marshall, 2001
- » Team captain and first-team ALL-MAC defensive end at Marshall; played on three MAC championship teams and won four bowl games.
- » previous coaching stops: Florida A&M, Prairie View, U.S. Air Force Prep

Gameday location: field



Clint Trickett (TRICK it)
Offensive Coordinator/Quarterbacks
9th year in coaching, 3rd year at Marshall

- » alma mater: Florida State, 2012
- » Davey O'Brien Award semifinalist as a quarterback at West Virginia University.
- » previous coaching stops: Florida Atlantic, East Mississippi CC

Gameday location: box

2023 Marshall Roster

Alphabetical	
6	Abraham, Micah.....DB
22	Ali, Rasheen.....RB
2	Alston, Elijah.....DL
25	Anderson, J'Coryan.....LB
58	Barlow, Altrique.....OL
20	Bell, Myles.....DB
40	Blankenship, Beau.....TE
47	Bosset, Matthew.....LS
74	Bradberry, Chris.....OL
44	Brown, KeSean.....LB
0	Burton, Sam.....DL
18	Campbell, Gerald.....WR
98	Clark, Alec.....P
26	Clark-Glover, Caleb.....DB
77	Clary, Isaac.....OL
63	Conley, Ayden.....OL
83	Conley, Cade.....TE
7	Coombs, Caleb.....WR
36	Davis, C.J.....DB
14	Dix Jr., Stephen.....LB
50	Dotson, Caden.....OL
52	Driskell, Ethan.....OL
14	Fancher, Cam.....QB
29	Fazio, C.J.....RB
41	Foster, Ahmere.....DB
42	Foster, Ian.....DB
53	Fraleigh, Trent.....OL
99	Gibson, Isaiah.....DL
15	Green, Mike.....DL
4	Green-McKnight, Jadarius.....DB
12	Grubbs, Gabriel.....DB
32	Haggerty, Jason.....DB
23	Haggerty, Justin.....WR
48	Hall, Jayven.....LB
4	Harris, DeMarcus.....WR
11	Harrison, Chase.....QB
2	Harrison, Jayden.....WR
17	Hart Jr., Leon.....LB
34	Haygood, Mathis.....LB
10	Henderson, Jacobie.....DB
19	Hill, Dyon.....DB
55	Holler, Trent.....OL
21	Hopkins, Jabarek.....DL
29	Horton, Caleb.....DB
41	Howell, Logan.....ST
3	Ibraheem, Ishmael.....DB
93	Ishmael, Jabari.....DL
45	Jeter, TaShawn.....DB
67	Johnson, Caden.....OL
38	Jones, K.J.....WR
27	Jones, Maurice.....RB
1	Keaton, Talik.....WR
48	Konopka, Dominic.....LS
98	Lake, Kameron.....K
5	Leggs, TyQaze.....DL
8	MacBright, Tah.....LB
35	Marshall, Jackson.....LB
22	Martin, Kerion.....DB
84	Mays, Antwaan.....WR
45	McConnell, John.....P
54	McCracken, Kylen.....DL
88	McElroy, Brandon.....DL
26	McElroy, DeMarcus.....RB
18	McGhee, A.G.....DB
13	McMahon, T.J.....QB
5	McMillan, Caleb.....WR
31	McTier, Josh.....DB
57	Meeks, Eric.....OL
39	Mitchell, Mason.....DB
10	Montgomery, Chuck.....WR
76	Montgomery, Tarik.....OL
1	Moten, Josh.....DB
86	Mottillo, Chris.....TE
40	Murray, Joe.....DL
24	Neal, Eli.....LB
73	Obobi, C.K.....OL
65	Osburn, Logan.....OL
8	Parachek, Colin.....QB
28	Payne, Ethan.....RB

No.	Name	Pos.	Ht.	Wt.	Class	Hometown	High School/Previous College
0	Cam Pedro.....	WR	5-11	171	R-Fr.	Suwanee, Ga.....	Collins Hill
0	Sam Burton.....	DL	6-0	253	R-Sr.	Boca Raton, Fla.....	Spanish River
1	Josh Moten.....	DB	6-1	171	So.	Waldorf, Md.....	National Christian Academy/Texas A&M
1	Talik Keaton.....	WR	6-0	190	R-Sr.	Sarasota, Fla.....	Booker
2	Jayden Harrison.....	WR	5-11	195	R-Jr.	Antioch, Tenn.....	Pearl Cohn/Vanderbilt
2	Elijah Alston.....	DL	6-2	256	R-Jr.	Chesapeake, Va.....	Oscar Smith
3	Mason Pierce.....	WR	5-6	163	Jr.	Pearland, Texas.....	Dawson/McNeese State
3	Ishmael Ibraheem.....	DB	6-1	178	R-Fr.	Dallas, Texas.....	Kimball/University of Texas
4	Jadarius Green-McKnight.....	DB	5-11	203	So.	Fort Myers, Fla.....	Dunbar/Florida State
4	DeMarcus Harris.....	WR	6-1	184	Jr.	Vero Beach, Fla.....	Vero Beach/Kentucky
5	Caleb McMillan.....	WR	6-1	200	R-Jr.	Orlando, Fla.....	Bishop Moore
5	TyQaze Leggs.....	DL	6-2	300	R-Jr.	La Vergne, Tenn.....	Cane Ridge/Austin Peay
6	Micah Abraham.....	DB	5-11	185	R-Sr.	Tampa, Fla.....	East Lake
6	Darryle Simmons.....	WR	6-3	211	Grad.	Philadelphia, Pa.....	St. Joseph's/Stephen F. Austin
7	Chris Thomas.....	DL	6-6	308	R-So.	Tallahassee, Fla.....	Fort Myers Dunbar/University of Florida
7	Caleb Coombs.....	WR	5-11	189	R-So.	Leesburg, Va.....	St. John's College
8	Colin Parachek.....	QB	6-3	210	R-Fr.	Dexter, Mich.....	Myrtle Beach Collegiate/Morehead State
8	Tah MacBright.....	LB	6-2	235	Jr.	Houston, Texas.....	Westside/University of the Incarnate Word
9	Bryan Robinson.....	WR	6-1	205	R-So.	West Palm Beach, Fla.....	Palm Beach Central
9	Landyn Watson.....	LB	6-1	232	R-So.	Round Rock, Texas.....	Bishop/Texas Christian University
10	Jacobie Henderson.....	S	5-10	194	R-Fr.	Charlotte, N.C.....	Catawba Ridge
10	Chuck Montgomery.....	WR	5-10	190	R-So.	Seffner, Fla.....	Armwood
11	J.J. Roberts.....	DB	5-11	190	R-Jr.	Ona, W.Va.....	Cabell Midland/Wake Forest
11	Chase Harrison.....	QB	6-2	192	R-Fr.	Centerville, Ohio.....	Centerville
12	Gabriel Grubbs.....	S	6-0	192	R-Fr.	Dallas, Texas.....	Dallas Christian
12	Cole Pennington.....	QB	6-3	212	R-Fr.	Versailles, Ky.....	Sayre
13	T.J. McMahon.....	QB	5-11	195	Grad.	Anaheim, Calif.....	Servite/Rice University
13	Daytione Smith.....	DB	6-0	186	R-So.	East Highland Park, Va.....	Highland Springs
14	Cam Fancher.....	QB	6-1	201	R-So.	Huber Heights, Ohio.....	Wayne
14	Stephen Dix, Jr.....	LB	6-1	237	R-So.	Orlando, Fla.....	Dr. Phillips/Florida State
15	Mike Green.....	DL	6-4	241	R-Fr.	Williamsburg, Va.....	Lafayette/University of Virginia
15	Antonio Robinson.....	WR	6-2	190	R-Fr.	Melissa, Texas.....	Melissa
16	Ishmael Roy.....	WR	5-11	184	R-Sr.	Williamsburg, Va.....	Lafayette/Old Dominion
16	Elijah Russell.....	DL	6-6	228	R-Fr.	Ocala, Fla.....	Trinity Catholic
17	Jack Scheirholz.....	QB	6-3	211	Fr.	Summit County, Colo.....	Summit County
17	Leon Hart, Jr.....	LB	6-0	213	R-Fr.	Miami, Fla.....	Edison
18	Gerald Campbell.....	WR	6-0	169	Fr.	Hyattsville, Md.....	DeMatha Catholic
18	A.G. McGhee.....	S	5-10	191	So.	Chipley, Fla.....	Chipley
19	Sean Reese.....	WR	5-11	185	R-Fr.	Lawrenceville, Ga.....	Mountain View
19	Dyoni Hill.....	DB	6-0	172	So.	Gainesville, Fla.....	Gainesville
20	Myles Bell.....	CB	6-0	182	R-Jr.	Fort Lauderdale, Fla.....	St. Thomas Aquinas/UConn
21	Jabarrek Hopkins.....	DL	6-3	297	R-Fr.	Madison, Fla.....	Madison County/Independence C.C.
21	Antwan Roberts.....	RB	6-1	207	R-So.	Nashville, Tenn.....	Pope John Paul II/Independence C.C.
22	Rasheen Ali.....	RB	6-0	209	Jr.	Cleveland, Ohio.....	Shaker Heights
22	Kerion Martin.....	S	6-1	209	R-Jr.	Charleston, W.Va.....	Capital
23	Justin Haggerty.....	WR	5-9	170	Fr.	Welch, W.Va.....	Mount View
23	Jahsen Wint.....	DB	5-10	200	Grad.	Brooklyn, N.Y.....	Erasmus Hall/Ohio State
24	Eli Neal.....	LB	6-0	226	Sr.	Memphis, Tenn.....	White Station
24	Randy Young.....	RB	5-10	186	Jr.	Chicago, Ill.....	Roger C. Sullivan/College of DuPage
25	J'Coryan Anderson.....	LB	6-2	237	R-Jr.	Knoxville, Tenn.....	Fulton
25	A.J. Turner.....	RB	6-0	190	So.	Hampton, Va.....	Life Christian
26	Caleb Clark-Glover.....	DB	5-9	180	Fr.	Springdale, Ohio.....	Princeton
26	DeMarcus McElroy.....	RB	5-9	187	R-Fr.	Youngstown, Ohio.....	Ursuline
27	Maurice Jones.....	RB	5-7	185	R-Fr.	Miami, Fla.....	Killian
27	Marc Viechec.....	LB	5-11	226	Jr.	Naples, Fla.....	Naples/Southeastern University
28	Ethan Payne.....	RB	6-0	214	Jr.	Poca, W.Va.....	Poca
28	Ryan Sissel.....	LB	5-11	221	Fr.	Portsmouth, Ohio.....	Portsmouth West
28	Joshua Valdez-Alaniz.....	DL	6-4	271	Jr.	Manteca, Calif.....	Sierra/Modesto J.C.
29	Caleb Horton.....	DB	6-0	188	R-Fr.	Nashville, Tenn.....	Ensworth
29	C.J. Fazio.....	RB	5-9	205	Fr.	Easton, Pa.....	Wilson Area
30	Jaden Yates.....	LB	6-1	222	Fr.	Columbus, Ohio.....	Gahanna
30	Antonio Turner.....	WR	5-9	161	Fr.	Auburndale, Fla.....	Bonneville Academy
31	Josh McTier.....	DB	5-11	171	R-So.	Washington, D.C.....	Friendship Collegiate Academy
32	Jason Haggerty.....	CB	5-10	165	Fr.	Welch, W.Va.....	Mount View
34	Mathis Haygood.....	LB	6-3	212	Fr.	Fayetteville, Ga.....	Sandy Creek
35	Jackson Marshall.....	LB	6-2	217	R-Fr.	Lexington, Ky.....	Sayre
36	C.J. Davis.....	CB	5-10	174	Fr.	Fort Wayne, Ind.....	Bishop Dwenger
37	Jacob Pinkney.....	S	5-11	192	Fr.	Leonardtown, Md.....	St. Mary's Ryken
38	K.J. Jones.....	WR	5-11	183	Fr.	Beckley, W.Va.....	Woodrow Wilson
39	Mason Mitchell.....	S	5-6	177	Fr.	Lawrenceville, Ga.....	Hebron Christian
40	Joe Murray.....	DL	6-3	214	R-Jr.	Huntingtown, Md.....	Huntingtown
40	Beau Blankenship.....	TE	6-4	236	R-Fr.	Hillsboro, Ohio.....	Paint Valley
41	Logan Howell.....	ST	5-5	207	Fr.	Winfield, W.Va.....	Winfield
41	Ahmere Foster.....	CB	5-9	163	Fr.	Miami, Fla.....	Christopher Columbus
42	Ian Foster.....	CB	6-0	183	Fr.	Brundidge, Ala.....	Pike County
43	Harschan Sachdeva.....	DL	6-4	251	Jr.	Bakersfield, Calif.....	Stockdale/University of New Mexico
43	Will Petit.....	ST	6-2	204	Fr.	Milton, Ga.....	Cambridge
44	KeSean Brown.....	LB	6-1	221	Sr.	Columbia, S.C.....	Bamberg-Ehrhardt/Appalachian State
45	John McConnell.....	P	6-4	197	R-So.	Morgantown, W.Va.....	Morgantown

2023 Marshall Roster

No.	Name	Pos.	Ht.	Wt.	Class	Hometown	High School/Previous College
45	TaShawn Jeter	CB	6-1	182	Fr	Winston-Salem, N.C.	R.J. Reynolds
47	Matthew Bosset	LS	6-2	224	R-Fr	Ormond Beach, Fla.	Seabreeze
48	Dominic Knopka	LS	6-0	231	R-Fr	Sharon Center, Ohio	Highland/Bowling Green
48	Jayven Hall	LB	5-9	227	Fr	Roswell, Ga.	Roswell
49	Drew Petit	ST	5-9	203	Fr	Milton, Ga.	Cambridge
50	Caden Dotson	OL	6-1	265	Fr	Charleston, W.Va.	Riverside
50	Beni Tshita	DL	6-3	291	Fr	Louisville, Ky.	Dupont Manual
51	Lloyd Willis	OL	6-7	305	Jr	Miami, Fla.	Killian/Florida State
52	Ethan Driskell	OL	6-9	329	R-Sr	Louisville, Ky.	Holy Cross
52	Mikailin Warren	DL	6-2	399	Fr	Baltimore, Md.	Sandy Creek
53	Trent Fraley	OL	6-2	300	R-Fr	Moon Township, Pa.	Moon
54	Shawn Rouse	OL	6-3	267	Fr	Milton, W.Va.	Cabell Midland
54	Kylen McCracken	DL	6-3	306	Grad	Cleveland Heights, Ohio	Cleveland Heights/Ohio University
55	Trent Holler	OL	6-2	306	R-Jr	Latrobe, Pa.	Greater Latrobe/East Carolina
55	Owen Porter	DL	6-3	237	R-Sr	Huntington, W.Va.	Spring Valley
57	Eric Meeks	OL	6-3	303	R-Fr	Cincinnati, Ohio	Penn
58	Altrique Barlow	OL	6-3	335	R-Jr	Virginia Beach, Va.	Catholic/Texas Christian Univeristy
58	Braydin Ward	DL	6-6	234	Fr	Montgomery, W.Va.	Riverside
62	Charlie Veltri	OL	6-1	285	R-Fr	Fort Mill, S.C.	Fort Mill
63	Ayden Conley	OL	6-2	283	Fr	Christiansburg, Va.	Christiansburg
65	Logan Osburn	OL	6-3	305	R-Jr	Ona, W.Va.	Cabell Midland
66	Gauge Samson	OL	6-2	319	Fr	Zanesville, Ohio	Maysville
67	Caden Johnson	OL	6-3	288	R-Fr	Hurricane, W.Va.	Hurricane
68	Dalton Tucker	OL	6-7	319	R-Sr	Paris, Ky.	Bourbon County
70	Jalen Slappy	OL	6-4	303	R-Fr	Columbus, Ohio	Eastmoor Academy
73	Chinazo "CK" Obobi	OL	6-5	308	So	London, England, UK	Laney College
74	Chris Bradberry	OL	6-6	286	Grad	Rancho Cucamonga, Calif.	Etiwanda/Indiana University
76	Tariq Montgomery	OL	6-5	301	R-Fr	Akron, Ohio	St. Vincent-St. Mary
77	Isaac Clary	OL	6-7	322	Fr	Gallipolis, Ohio	Gallia Academy
80	Luke Soto	TE	6-5	250	Grad	Tehachapi, Calif.	Tehachapi/UTEP
81	Toby Payne	TE	6-4	234	So	Poca, W.Va.	Poca
82	Sean Sallis	TE	6-5	229	R-Fr	Carrollton, Texas	Creekview
83	Cade Conley	TE	6-4	239	R-So	Williamston, Mich.	Williamston/Central Michigan
84	Antwaan Mays	WR	6-2	192	Fr	Miami, Fla.	Gulliver Prep
85	Tracy Stephens	TE	6-4	262	Fr	Columbia, S.C.	Ridge View
86	Chris Mottillo	TE	6-5	255	Grad	Fairview, Pa.	Mercyhurst Prep/South Florida
88	Rahmod Smith	TE	6-5	240	R-So	Florida City, Fla.	Homestead/Florida Atlantic
88	Brandon McElroy	DL	6-5	301	R-Jr	Pasadena, Calif.	John Muir/Arizona State
89	Marcus Velez	TE	6-6	270	R-So	East Setauket, N.Y.	Ward Melville/Nassau C.C.
90	Rece Verhoff	K	5-11	182	So	Columbus Grove, Ohio	Columbus Grove
93	Nathan Totten	K	6-1	207	Fr	Ashland, Ky.	Russell
93	Jabari Ishmael	DL	6-5	257	R-So	Miami, Fla.	Christopher Columbus/Miami
97	Marco Peery	P	5-9	166	Fr	Norfolk, Va.	Granby
98	Alec Clark	P	6-1	174	Fr	Swan View, Australia	Howard Scholars Academy
98	Jalil Rivera-Harvey	DL	6-2	317	Jr	Buffalo, N.Y.	Cedar Hill/Arizona State
99	Kameron Lake	K	6-2	189	R-Jr	Lawrence, Kan.	Free State/Washburn
99	Isaiah Gibson	DL	6-4	312	R-Jr	Springfield, Ohio	Springfield/Kentucky

81	Payne, Toby	TE
0	Pedro, Cam	WR
12	Pennington, Cole	QB
97	Peery, Marco	P
43	Petit, Will	ST
49	Petit, Drew	ST
3	Pierce, Mason	WR
37	Pinkney, Jacob	DB
55	Porter, Owen	DL
19	Reese, Sean	WR
98	Rivera-Harvey, Jalil	DL
21	Roberts, Antwan	RB
11	Roberts, J.J.	DB
15	Robinson, Antonio	WR
9	Robinson, Bryan	WR
54	Rouse, Shawn	OL
16	Roy, Ishmael	WR
16	Russell, Elijah	DL
43	Sachdeva, Harshan	DL
82	Sallis, Sean	TE
66	Samson, Gauge	OL
17	Scheirholz, Jack	QB
6	Simmons, Darryle	WR
28	Sissel, Ryan	LB
70	Slappy, Jalen	OL
13	Smith, Daytione	DB
88	Smith, Rahmod	TE
80	Soto, Luke	TE
85	Stephens, Tracy	TE
7	Thomas, Chris	DL
93	Totten, Nathan	K
50	Tshita, Beni	DL
68	Tucker, Dalton	OL
25	Turner, A.J.	RB
30	Turner, Antonio	WR
28	Valdez-Alaniz, Joshua	DL
89	Velez, Marcus	TE
62	Veltri, Charlie	OL
90	Verhoff, Rece	K
27	Viechec, Marc	LB
58	Ward, Braydin	DL
52	Warren, Mikailin	DL
9	Watson, Landyn	LB
51	Willis, Lloyd	OL
23	Wint, Jahsen	DB
30	Yates, Jaden	LB
24	Young, Randy	RB

Pronunciation Guide

You can hear players pronounce their own names by clicking the ear icon on the team roster at [HerdZone.com](https://www.herdzone.com).

0 - Cam Pedro (PAY droh)	31 - Josh McTier (mick TEER)
1 - Talik Keaton (tuh LEEK)	41 - Ahmere Foster (ah MEER)
5 - TyQaz Leggs (ty kwez)	43 - Harshan Sachdeva (HAR shahn sack DEE vuh)
6 - Darryle Simmons (Darrell)	44 - KeSean Brown (KEY shawn)
8 - Tah Mac Bright (TAH mack BRIGHT)	45 - TaShawn Jeter (TAY shawn)
13 - T.J. McMahon (mick MAN)	47 - Matthew Bosset (BOSS it)
13 - Daytione Smith (DAY twan)	52 - Ethan Driskell (DRISS kul)
17 - Jack Scheirholz (SHEER holtz)	58 - Altrique Barlow (al TREEK)
18 - A.G. McGhee (muh GEE)	62 - Charlie Veltri (VELL tree)
19 - Dyonni Hill (dee ON ee)	73 - C.K. Obobi (oh BO bee)
22 - Rasheen Ali (RAH SHEEN ah LEE)	76 - Tariq Montgomery (tuh REEK)
22 - Kerion Martin (CARE ee on)	82 - Sean Sallis (SAL iss - SAL rhymes with PAL)
23 - Jahsen Wint (JAH sen - not Jason)	86 - Chris Mottillo (mo TILL oh)
25 - J'Coryan Anderson (juh CORE ee un)	88 - Rahmod Smith (ruh MAHD)
27 - Marc Viechec (VEE check)	90 - Rece Verhoff (REESE VEER hoff)

coaches

Jovon Bouknight (juh VAHN BO night)
Chevis Jackson (SHEV us)
Telly Lockette (LOCK it)

Marshall Depth Chart

(Based on previous game)

Offense

	No.	Name	Class	Height	Weight
LT	52	Ethan Driskell	R-Jr.	6-9	329
	76	Tariq Montgomery	R-Fr.	6-5	301
LG	58	Altrique Barlow	R-Jr.	6-3	335
	57	Eric Meeks	R-Fr.	6-3	303
C	55	Trent Holler	R-Jr.	6-2	306
	53	Trent Fraley	R-Fr.	6-2	300
RG	65	Logan Osburn	R-Jr.	6-3	305
	70	Jalen Slappy	R-Fr.	6-4	303
RT	68	Dalton Tucker	R-Sr.	6-7	319
	51	Lloyd Willis	Jr.	6-7	305
TE	83	Cade Conley	R-So.	6-4	239
	86	Chris Motillo	Grad.	6-5	255
WR	5	Caleb McMillan	R-Jr.	6-1	200
	1	Talik Keaton	R-Sr.	6-0	190
	6	Darryle Simmons	Grad.	6-3	211
WR	10	Chuck Montgomery	R-So.	5-10	190
	7	Caleb Coombs	R-So.	5-11	189
WR	4	DeMarcus Harris	Jr.	6-1	184
	9	Bryan Robinson	R-So.	6-1	205
	2	Jayden Harrison	R-Jr.	5-11	195
QB	14	Cam Fancher	R-So.	6-1	201
	13	T.J. McMahon	Grad	5-11	195
RB	22	Rasheen Ali	Jr.	6-0	209
	28	Ethan Payne	Jr.	6-0	214

Defense

	No.	Name	Class	Height	Weight
DL	0	Sam Burton	R-Sr.	6-0	253
	2	Elijah Alston	R-Jr.	6-2	256
DL	99	Isaiah Gibson	R-Jr.	6-4	312
	54	Kylen McCracken	Grad.	6-3	306
DL	5	TyQaze Leggs	R-Jr.	6-2	300
	88	Brandon McElroy	R-Jr.	6-5	301
DL	55	Owen Porter	R-Sr.	6-3	237
	15	Mike Green	R-Fr.	6-4	241
LB	44	KeSean Brown	Sr.	6-1	221
	25	J'Coryan Anderson	R-Jr.	6-2	237
LB	24	Eli Neal	Sr.	6-0	226
	14	Stephen Dix, Jr.	R-So.	6-1	237
LB	25	J'Coryan Anderson	R-Jr.	6-2	237
	14	Stephen Dix, Jr.	R-So.	6-1	237
or Nickel	1	Josh Moten	So.	6-1	171
	4	Jadarius Green-McKnight	R-So.	5-11	203
DB	6	Micah Abraham	R-Sr.	5-11	185
	3	Ishmael Ibraheem	R-Fr.	6-1	178
DB	11	J.J. Roberts	R-Jr.	5-11	190
	23	Jahsen Wint	Grad.	5-10	200
DB	13	Daytione Smith	R-So.	6-0	186
	22	Kerion Martin	R-Jr.	6-1	209
DB	10	Jacobie Henderson	R-Fr.	5-10	194
	19	Dyoni Hill	So.	6-0	172

Special Teams

Kickoffs	90	Rece Verhoff	So.	5-11	182	Holder	13	T.J. McMahon	Grad.	5-11	195
	99	Kameron Lake	R-Jr.	6-2	189		45	John McConnell	R-So.	6-4	197
Field Goals	99	Kameron Lake	R-Jr.	6-2	189	Kickoff Returns	2	Jayden Harrison	R-Jr.	5-11	195
	90	Rece Verhoff	So.	5-11	182		10	Chuck Montgomery	R-So.	5-10	190
Punter	45	John McConnell	R-So.	6-4	197	Punt Returns	1	Talik Keaton	R-Sr.	6-0	190
	90	Rece Verhoff	So.	5-11	182		3	Mason Pierce	Jr.	5-6	163
Longsnapper	48	Dominic Konopka	R-Fr.	6-0	231	Shortsnapper	47	Matthew Bosset	R-Fr.	6-2	224
	47	Matthew Bosset	R-Fr.	6-2	224		48	Dominic Konopka	R-Fr.	6-0	231

Marshall Lineups

2022 Starting Lineups - Offense

Opponent	WR	WR	WR/TE	TE	LT	LG	C	RG	RT	QB	RB
Albany	Robinson	Montgomery	Harris	Conley	Driskell	Barlow	Holler	Osburn	Tucker	Fancher	Ali
East Carolina	McMillan	Montgomery	Harris	Conley	Driskell	Barlow	Holler	Osburn	Tucker	Fancher	Ali

Virginia Tech
 Old Dominion
 at NC State
 at Georgia State
 James Madison
 at Coastal Carolina
 at Appalachian State
 Georgia Southern
 at South Alabama
 Arkansas State

2022 Starting Lineups - Defense

Opponent	DE	DT	DT	DE	LB	LB	LB/N	CB	S	S	CB
Albany	Alston	Gibson	Leggs	Porter	Neal	Anderson	Moten(N)	Abraham	Roberts	Smith	Henderson
East Carolina	Burton	Gibson	Leggs	Porter	Neal	Anderson	Moten(N)	Abraham	Roberts	Smith	Henderson

Virginia Tech
 Old Dominion
 at NC State
 at Georgia State
 James Madison
 at Coastal Carolina
 at Appalachian State
 Georgia Southern
 at South Alabama
 Arkansas State

Start Chart (at Marshall)

Offense				Defense				Specialists						
		2023	streak	career		2023	streak	career		2023	streak	career		
Rasheen Ali	RB	2	2	14	Micah Abraham	DB	2	26	36	Dominic Konopka	LS(P)	2	2	2
Altrique Barlow	OL	2	2	2	Elijah Alston	DL	1	0	8	Matthew Bosset	LS(FG)	2	2	2
Cade Conley	TE	2	2	4	J'Coryan Anderson	LB	2	2	2	John McConnell	P	2	8	13
Ethan Driskell	OL	2	15	15	Sam Burton	DL	1	1	2	Rece Verhoff	KO	2	15	15
Cam Fancher	QB	2	9	9	Isaiah Gibson	DL	2	2	8	Kameron Lake	K	1	1	1
DeMarcus Harris	WR	2	2	10	Jacobie Henderson	DB	2	2	2					
Trent Holler	OL	2	2	8	TyQaze Leggs	DL	2	2	6					
Caleb McMillan	WR	1	1	4	Josh Moten	NICK	2	2	2					
Chuck Montgomery	WR	2	6	12	Eli Neal	LB	2	38	38					
Logan Osburn	OL	2	15	22	Owen Porter	DL	2	18	19					
Bryan Robinson	WR	1	0	1	J.J. Roberts	DB	2	2	3					
Dalton Tucker	OL	2	16	20	Daytione Smith	DB	2	2	4					

That's Interesting ...

Hey Mom, Watch This ...

Marshall players on 2023 preseason awards watch lists:

Micah Abraham - Jim Thorpe Award
Bronko Nagurski Trophy

Rasheen Ali - Doak Walker Award
No. 57 on ESPN Preseason Top 100 Players
Comeback Player of the Year

Stephen Dix, Jr. - Comeback Player of the Year

Logan Osburn - Wuerffel Trophy

Owen Porter - Rotary Lombardi Award
Bronko Nagurski Trophy
Chuck Bednarik Award

Streakin' To The Weekend!

Marshall took last weekend off, but the Thundering Herd still owns one of the country's longest winning streaks heading into its matchup against Virginia Tech at Joan C. Edwards Stadium on Saturday.

James Madison's win at Troy also ended the Trojans' SBC-best winning streak, vaulting Marshall up to the top spot in the league in consecutive victories.

Here is a look at the longest winning streaks in the nation as play gets underway for the week of Sept. 23:

- Georgia (20 games)
- Fresno State (12 games)
- Washington (10 games)
- Florida State (9 games)
- Air Force (8 games)
- Penn State (8 games)
- **Marshall (7 games)**
- BYU (7 games)
- Oregon State (7 games)
- James Madison (6 games)

Ali's The Finisher

For the second straight week, Marshall running back Rasheen Ali showed to be the toughest when the game was on the line.

In Week One's win over Albany, Ali scored a pair of fourth quarter touchdowns to secure Marshall's opening game win over the Great Danes.

On the road at East Carolina in Week Two, Ali put the Pirates to sleep with a pair of fourth quarter touchdowns in the 31-13 win.

With Marshall clinging to a 17-13 lead, Ali broke free for a 56-yard scoring run to push the lead to two TDs.

Just 63 seconds later, his 14-yard scoring run capped the win after a Micah Abraham interception.

Don't Throw at Micah!

Marshall cornerback Micah Abraham hauled in a pair of fourth quarter interceptions that helped springboard the Thundering Herd to the win at ECU.

Ironically, ECU had limited targets at Abraham before falling behind and being forced to throw his direction.

The two interceptions pushed Abraham into the top-10 all-time in Marshall history.



Game Two - vs. East Carolina

Marshall 31, East Carolina 13

SCORE BY QUARTERS

Team	1st	2nd	3rd	4th	Total
Marshall	0	10	0	21	31
East Carolina	0	10	3	0	13

SCORING SUMMARY

Qtr	Time	Team	Play	Drive	Score
2nd	11:32	MAR	Rasheen Ali 1-yard run (Kameron Lake kick)	(12 plays, 79 yards, 4:42)	7-0
2nd	6:03	MAR	Lake 20 FG	(10 plays, 68 yards, 4:25)	10-0
2nd	3:53	ECU	A. Conrad 39 FG	(5 plays, 53 yards, 2:10)	10-3
2nd	2:22	ECU	S. Calhoun 2 pass from M. Garcia (Conrad kick)	(3 plays, 3 yards, 1:16)	10-10
3rd	6:04	ECU	Conrad 30 FG	(11 plays, 58 yards, 5:43)	10-13
4th	11:07	MAR	Caleb McMillan 75 pass from Chuck Montgomery (Lake kick)	(1 play, 75 yards, 0:11)	17-13
4th	7:16	MAR	Ali 56 run (Lake kick)	(5 plays, 77 yards, 2:17)	24-13
4th	6:13	MAR	Ali 14 run (Lake kick)	(2 plays, 23 yards, 0:53)	31-13

GREENVILLE, N.C. – Marshall scored 21 points in less than five minutes of the fourth quarter to overcome a deficit and earn a 31-13 win over East Carolina at Dowdy-Ficklen Stadium in a wild, rain-soaked evening on Saturday.

With the win, Marshall moves to 2-0 on the season and earned its first win in eight all-time tries against the Pirates in Greenville.

“This game means a lot to a lot of people connected to both these universities,” Marshall head coach Charles Huff said. “We talked to the team before the game. The way you honor someone is how you do something. I think they played with the right mentality. We still have a lot of things to clean up.”

Trailing 13-10 entering the final period, Marshall used a trick play to take the lead as Chuck Montgomery hit Caleb McMillan for a 75-yard touchdown that gave the Herd the lead for good.

That score came after ECU took possession in Marshall territory looking to add to its lead, but Marshall’s defense pushed the Pirates backward in a key juncture.

From there, Marshall running back Rasheen Ali took over, bouncing outside and outracing the East Carolina defense for a 56-yard score that made it a two-score lead.

That score came after Herd quarterback Cam Fancher connected with Jayden Harrison on a 29-yard pass on 3rd-and-16 that prolonged the Herd’s drive.

Leading 24-13, Marshall’s defense went to work, cementing the game as cornerback Micah Abraham stepped in front of a Mason Garcia pass, giving the Herd possession in ECU territory.

Ali made quick work of the opportunity, scoring on a 14-yard run with 6:13 left to set the final score.

The junior from Cleveland, Ohio, finished with 85 yards and three scores, but credited the defense for having the offense’s back, which put the team in position to win.

“That was huge for the defense,” Ali said. “The defense stepped up great today. I’m proud of them boys and I congratulated them every time they got off the sideline. I was super-excited to see them hold it down for us.”

Abraham later added a second interception of Garcia to put the game away. The interception also vaulted him into the top-10 in Marshall history.

“They just came out and battled,” Huff said. “We had to win the game, and that’s the mentality we have to have. Offensively, we have to feel like we have to go win the



game. Defensively, we’ve got to say we’ve got to go win the game. I think the leadership showed up tonight. There were times where we could’ve folded and we didn’t.”

Marshall’s big fourth quarter came after East Carolina took its first lead of the game with 6:04 left in the third quarter following a 30-yard field goal by Andrew Conrad that came after a near two-hour weather delay at halftime.

After a scoreless first quarter, Marshall drove 79 yards for the game’s first touchdown with Ali diving in on a 1-yard touchdown run to open the scoring with 11:32 left in the first half. Ali’s 15-yard run on third-and-9 kept the drive moving and preceded the touchdown run.

Marshall’s next drive ended with a 20-yard field goal by Kameron Lake – the first of his career – to increase the lead to 10-0 with 6:03 left before halftime. Both drives were sustained with each going over 10 plays and taking 4-plus minutes off the clock.

ECU came back with 10 straight points, including a touchdown aided by a Marshall fumble deep in its own territory, to tie the game before halftime.

As both teams got ready to come out for the second half, a lightning delay forced the teams back into the locker room. In all, the weather delay took 1 hour, 41 minutes before play resumed at 7:32 p.m.

Fancher finished 15 of 28 for 178 yards in the win. Eli Neal and J.J. Roberts led the Herd with seven tackles each.

Game One - vs. Albany

Marshall 21, Albany 17

SCORE BY QUARTERS

Team	1st	2nd	3rd	4th	Total
Albany	0	3	14	0	17
Marshall	0	0	14	7	21

SCORING SUMMARY

Qtr	Time	Team	Play	Drive	Score
2nd	0:06	ALB	John Opalko 46-yard field goal	(6 plays, 20 yards, 1:03)	0-3
3rd	9:35	ALB	Jackson Parker 19-yard pass from Reese Poffenbarger (Opalko kick)	(11 plays, 75 yards, 5:25)	0-10
3rd	6:50	MAR	Charles Montgomery 19 pass from Cam Fancher (Rece Verhoff kick)	(8 plays, 65 yards, 2:38)	7-10
3rd	3:31	ALB	Poffenbarger 54 run (Opalko kick)	(6 plays, 75 yards, 3:19)	7-17
3rd	2:22	MAR	Rasheen Ali 13-yard run (Verhoff kick)	(3 plays, 65 yards, 1:09)	14-17
4th	12:53	MAR	Ali 30-yard run (Verhoff kick)	(6 plays, 54 yards, 2:30)	21-17

Huntington, West Virginia - Marshall Football earned the 600th win in program history on Saturday as the Thundering Herd opened the 2023 season with a 21-17 win over Albany in front of 25,101 fans at Joan C. Edwards Stadium.

Marshall junior running back Rasheen Ali finished with 137 yards and two touchdowns – both in the second half – while senior defensive end Owen Porter finished with a career-high 12 tackles and the game-clinching sack of Albany quarterback Reese Poffenbarger as the Thundering Herd held off a tough challenge from the Great Danes.

“Honestly, it was the best thing that could’ve happened tonight,” Marshall head coach Charles Huff said. “We’ve got a lot to get cleaned up and hats off to Albany. It’s a good football team and that quarterback is a good quarterback.”

On an exciting day in which Marshall unveiled its new videoboard and several players made their Marshall debut, it was two of the Herd’s veteran players who made sure the Thundering Herd faithful went home happy.

Albany drove inside Marshall territory looking for the game-winning score, but defensive end Sam Burton got through the line and sacked Poffenbarger for a loss of 11 to force a long fourth-down attempt.

Porter then came and capped the victory, working his way around the edge and corraling Poffenbarger as he tried to work out of the pocket.

While Porter was thrilled to get out with the win, he was especially thrilled for Burton, who finished with a career-high 2.5 sacks on Saturday.

“There’s nobody I’m prouder of with everything that kid goes through – how many times he’s had to sit out for injury,” Porter said. “We came in together, so it just means a little more there and I couldn’t be prouder of him. I said it last year – if he doesn’t get hurt, he leads the team in sacks and probably the conference in sacks.”

The defense stood tall on Saturday, keeping Albany without a third-down conversion in their final seven tries of the game, continuing success from last season when the Thundering Herd led the nation in opponent third-down conversion percentage.

While the defense took care of business, Ali showed that he was back to full health, bursting through the Albany defense and notching a pair of touchdown runs that gave Marshall the lead for good.

Ali scored on a 13-yard run to cap a drive that took just 1:09 for the Herd to find the end zone, which got the crowd into it.



After Burton got a sack to force a punt and continue the momentum, Marshall took advantage of the short field and Ali found a crease off the right side for a 30-yard score that put the Herd up for good.

“It was exciting,” Ali said. “I just knew once I slowed down and trusted the big guys up front that it would eventually pop.”

Quarterback Cam Fancher finished 28 of 35 through the air for 268 yards with a touchdown – a 19-yard connection to Chuck Montgomery for a score that got Marshall on the board in the third quarter.

Montgomery caught a career-high six receptions for 81 yards. Tight end Cade Conley also caught seven passes for 79 yards in his first contest with the Thundering Herd.

Marshall returns to action at 4 p.m. on Saturday when the team travels to Greenville, North Carolina to take on East Carolina at Dowdy-Ficklen Stadium in a nationally-televised broadcast on ESPN.

For all the latest information about Marshall Football, follow @HerdFB on Twitter and @Herd_FB on Instagram.

Broadcast Assistant

Quarterbacks

Cam Fancher appeared at quarterback in every game in 2022, but took over as the starter after Marshall went 3-3 through the team's first six games. In his first start, Fancher led Marshall to 24 unanswered points and a 26-12 victory after the team had fallen behind 12-2 at James Madison. Following a loss to Coastal Carolina the next week, Fancher and the Thundering Herd finished the season with five consecutive wins, including a 28-14 win over the University of Connecticut in the Myrtle Beach Bowl. Graduate transfer T.J. McMahon joins Marshall this season after passing for 2,102 yards and 18 touchdowns at Rice University in 2022. McMahon took one snap at East Carolina after Fancher's helmet came off and he had to exit the game for one play.

14	<p>Cam Fancher class: R-So. height: 6-1 weight: 201 Huber Heights, Ohio (Wayne)</p>	<p style="text-align: center;">Career Highs</p> <p>pass attempts: 36, vs. Coastal Carolina 2022 pass completions: 28, vs. Albany, 2023 pass yards: 320, vs. Coastal Carolina 2022 touchdown passes: 2, four times longest pass: 71, vs. Appalachian State (Montgomery) rush attempts: 18, at Old Dominion 2022 rush yards: 136, at Old Dominion 2022 rush touchdowns: 1, at Georgia Southern 2022 longest rush: 41, at Old Dominion 2022</p>	<p>8-1 record as Marshall's starting quarterback since taking over the role midway through the 2022 season. Already in the all-time Top Five for rushing yards by a Marshall quarterback (see below).</p> <p>State of Ohio triple jump champion at Wayne High School. Also played basketball at Wayne.</p>
13	<p>T.J. McMahon (mick MAN) class: Grad. height: 5-11 weight: 195 Anaheim, Calif. (Servite)</p>	<p style="text-align: center;">Marshall Career Highs</p> <p>pass attempts: 1, at East Carolina 2023 pass completions: 1, at East Carolina 2023 pass yards: 8, at East Carolina 2023 touchdown passes: longest pass: 8, at East Carolina 2023 (Ali) rush attempts: rush yards: rush touchdowns: longest rush:</p>	<p>2023 transfer from Rice University, where he passed for 2,102 yards and 18 touchdowns in 2022.</p> <p>Prior to Rice, was a walk-on at Mississippi State (2018) and then played at Cerritos College (2019).</p>

Cam Fancher 2023 Game-by-Game

	comp.	att.	yards	TD/int.	rush att.	rush yards
Albany	28	35	268	1/1	5	16
at East Carolina	15	28	178	0/0	15	30
Season Totals	43	63	446	1/1	20	46
Career Totals	177	304	2,050	11/7	132	530

Most career rushing yards by a Marshall quarterback

- 1) 1,089 (292 attempts) Bernard Morris, 2004-07
- 2) 942 (330 attempts) Danny Wright, 1977-79
- 3) 928 (537 attempts) Bud Nelson, 1975-78
- 4) 839 (307 attempts) Rakeem Cato, 2011-14
- 5) **530 (132 attempts) Cam Fancher, 2021-present**

Broadcast Assistant

Running Backs

After missing the first ten games of the 2022 season due to an injury, Rasheen Ali returned for rush for 273 yards in Marshall's final three games of the year and took Myrtle Beach Bowl MVP honors as he ran for 92 yards and a touchdown in the Herd's 28-14 win over the University of Connecticut. In 2021, Ali garnered Freshman All-American honors as he rushed for 1,401 yards and led the nation with 25 touchdowns. As a team, Marshall rushed for 205.9 yards per game in 2022, which ranked No. 17 in the nation.

22	<p>Rasheen Ali (RAH SHEEN ah LEE) class: Jr. height: 6-0 weight: 209 Cleveland, Ohio (Shaker Heights)</p>	<p style="text-align: center;">Career Highs</p> <p>rush attempts: 26, vs. Florida International 2021 rush yards: 203, at Charlotte 2021 rush touchdowns: 4, at Navy 2021 longest rush: 63, vs. Louisiana 2021 receptions: 9, vs. N.C. Central 2021 receiving yards: 70, at Florida Atlantic 2021 touchdown rec.: 1, twice longest reception: 50, at North Texas 2021</p>	<p>Missed most of 2022 with an injury - returned to rush for 273 yards in Marshall's final three games of the season. MVP of the Myrtle Beach Bowl win over UConn with 92 rushing yards and a touchdown.</p> <p>Rushed for 1,401 yards and led nation with 25 touchdowns in 2021. First-team Freshman All-American by Football Writers Association.</p>
28	<p>Ethan Payne class: Jr. height: 6-0 weight: 214 Poca, W.Va. (Poca)</p>	<p style="text-align: center;">Career Highs</p> <p>rush attempts: 11, vs. Norfolk State 2022 rush yards: 110, vs. Norfolk State 2022 rush touchdowns: 2, vs. Norfolk State 2022 longest rush: 45, vs. Norfolk State 2022 receptions: 3, vs. Norfolk State 2022 receiving yards: 28, vs. Norfolk State 2022 touchdown rec.: 0 longest reception: 15, twice</p>	<p>2019 Kennedy Award winner as the top player in West Virginia for the Poca High School Dots. That season Payne rushed for 2,845 yards and 49 touchdowns, averaging more than 13 yards per carry and 237 yards per game.</p> <p>Younger brother Toby is a Marshall tight end.</p>
25	<p>A.J. Turner class: So. height: 6-0 weight: 190 Hampton, Va. (Life Christian)</p>	<p style="text-align: center;">Career Highs</p> <p>rush attempts: 6, vs. Norfolk State 2022 rush yards: 44, vs. Norfolk State 2022 rush touchdowns: 0 longest rush: 17, vs. Norfolk State 2022 receptions: 1, vs. Gardner-Webb 2022 receiving yards: 24, vs. Gardner-Webb 2022 touchdown rec.: 1, vs. Gardner-Webb 2022 longest reception: 24, vs. Gardner Webb 2022</p>	<p>Made college debut in 2022 with six carries for 44 yards against Norfolk State.</p> <p>Scored first career touchdown on a 24-yard pass reception from Henry Colombi against Gardner-Webb, 2022.</p>

Marshall single-season rushing yards leaders

1)	1,833	(349 attempts)	Chris Parker, 1995
2)	1,767	(206 attempts)	Devon Johnson, 2014
3)	1,750	(329 attempts)	Chris Parker, 1993
4)	1,728	(321 attempts)	Chris Parker, 1994
5)	1,523	(249 attempts)	Ahmad Bradshaw, 2006
6)	1,513	(302 attempts)	Khalan Laborn, 2022
7)	1,506	(313 attempts)	Ron Darby, 1987
8)	1,401	(250 attempts)	Rasheen Ali, 2021

Marshall career touchdowns leaders

1)	71	Chris Parker (1992-95)
2)	64	Doug Chapman (1996-99)
3)	55	Randy Moss (1996-97)
4)	50	Darius Watts (2000-03)
5)	43	Jackie Hunt (1939-41)
6)	41	Ron Darby (1986-89)
7)	37	Tom Stark (1927-30)
8)	36	Ahmad Bradshaw (2004-06)
9)	35	Franklin Wallace (2000-04)
10)	33	Glenn Pedro (1990-93)
11)	32	Everett Elkins (1936-39)
	32	Rasheen Ali (2020-present)

Broadcast Assistant

Wide Receivers

Redshirt senior Talik Keaton returns as the leader of Marshall's receiving corps and hopes for a healthy season after being limited to 16 games over the past two years combined because of various injuries. Caleb McMillan, Chuck Montgomery and Jayden Harrison all have starting experience, while the team has added several transfers (DeMarcus Harris, Darryle Simmons, Mason Pierce) who had started games at their previous schools.

4	DeMarcus Harris class: Jr. height: 6-1 weight: 184 Vero Beach, Fla. (Vero Beach)	Marshall Career Highs receptions: 5, vs. Albany 2023 receiving yards: 32, vs. Albany 2023 receiving TDs: none longest reception: 12, vs. Albany 2023	2023 transfer from Kentucky. Caught 30 passes for 327 yards and one touchdown in his Kentucky career.
5	Caleb McMillan class: R-Jr. height: 6-1 weight: 200 Orlando, Fla. (Bishop Moore)	Career Highs receptions: 3, at Troy 2022 receiving yards: 92, at Bowling Green 2022 receiving TDs: 1, at Bowling Green 2022 longest reception: 78, at BGSU 2022 (TD, from Colombi)	75-yard TD catch on double pass from Chuck Montgomery at East Carolina, 2023. Caught a short pass and sprinted for 78 yards and his first career touchdown at Bowling Green in 2022.
10	Chuck Montgomery class: R-So. height: 5-10 weight: 190 Seffner, Fla. (Armwood)	Career Highs receptions: 6, vs. Albany 2023 receiving yards: 109, vs. Appalachian State 2022 receiving TDs: twice longest reception: 71, vs. Appalachian State (Fancher)	Caught a lateral and threw a 75-yard touchdown pass to Caleb McMillan at East Carolina. Career-high 109 receiving yards (5 rec.) against Appalachian State in 2022.
1	Talik Keaton (tuh LEEK) class: R-Sr. height: 6-0 weight: 190 Sarasota, Fla. (Booker)	Career Highs receptions: 8, vs. Norfolk State 2022 receiving yards: 100, at Navy 2021 receiving TDs: 2, vs. N.C. Central 2021 longest reception: 47, twice	MU active career leader with 72 rec. for 839 yds. Limited to seven games played in 2021 and nine in 2022 due to injuries.
2	Jayden Harrison class: R-Jr. height: 5-11 weight: 195 Antioch, Tenn. (Pearl Cohn)	Career Highs receptions: 5, at Charlotte 2021 receiving yards: 66, vs. N.C. Central 2021 receiving TDs: 1, four times longest reception: 45, vs. N.C. Central 2021 (Grant Wells)	2021 transfer from Vanderbilt. Caught 3 passes for 38 yards in Marshall's 2022 win at Notre Dame.
7	Caleb Coombs class: R-So. height: 5-11 weight: 189 Leesburg, Va. (St. John's College High)	Career Highs receptions: 3, vs. Albany 2023 receiving yards: 21, vs. Albany 2023 receiving TDs: none longest reception: 17, vs. N.C. Central 2021	Has become a regular part of Marshall's wide receiver rotation in 2023.
9	Bryan Robinson class: R-So. height: 6-2 weight: 205 West Palm Beach, Fla. (Palm Beach Central)	Career Highs receptions: 2, vs. Albany 2023 receiving yards: 16, vs. Albany 2023 receiving TDs: none longest reception: 15, at Georgia Southern 2022	2022 transfer from Florida State. First college reception covered 15 yards at Georgia Southern, 2022.
6	Darryle Simmons (Darrell) class: Grad. height: 6-3 weight: 211 Philadelphia, Pa. (St. Joseph's Prep)	Marshall Career Highs receptions: receiving yards: receiving TDs: longest reception:	2023 transfer from Stephen F. Austin. Began career at Virginia Tech. Caught 43 passes for 397 yards and three touchdowns in his Lumberjacks career.
3	Mason Pierce class: Jr. height: 5-6 weight: 163 Pearland, Texas (Pearland Dawson)	Marshall Career Highs receptions: receiving yards: receiving TDs: longest reception:	2023 transfer from McNeese State. 79 career receptions for 997 yards and 10 touchdowns at McNeese State.

Broadcast Assistant

Tight Ends

Sophomore Toby Payne (2 rec., 27 yards in 2022) is the only 2023 tight end who had previously caught a pass at Marshall.

81	Toby Payne class: SO. height: 6-4 weight: 234 Poca, W.Va. (Poca)	Made career debut vs. Norfolk State, 2022. First career touch resulted in a 12-yard touchdown catch from Cam Fancher.	Has not yet played in 2023. Younger brother of Marshall running back Ethan Payne.
83	Cade Conley class: R-So. height: 6-4 weight: 239 Williamston, Mich. (Williamston)	Career Highs receptions: 7, vs. Albany 2023 receiving yards: 79, vs. Albany 2023 receiving TDs: none longest reception: 27, vs. Albany 2023 (Fancher)	7 receptions, 79 yard vs. Albany,, 2023 transfer from Central Michigan University. Played in ten games at CMU in 2022, catching 11 passes.
86	Chris Motillo (mo TILL oh) class: Grad. height: 6-5 weight: 255 Fairview, Pa. (Mercyhurst Prep)	2023 transfer from South Florida, from which he graduated summa cum laude. Played at Penn from 2018-21.	

Offensive Line

Marshall returns four starters from a 2022 line that improved significantly as the season progressed. After allowing 31 quarterback sacks in the first eight games of the year, opponents only sacked Marshall quarterbacks five times in the final five games. The line also paved the way for a run game that averaged 206 yards per game in 2022.

52	Ethan Driskell (DRISS kul) class: R-Jr. height: 6-9 weight: 329 Louisville, Ky. (Holy Cross)	Made first career start vs. Norfolk State (2022) after coming off the bench in first 22 career games played.	Starting left tackle in all 13 games in 2022. Preseason second-team All-SBC in 2023.
58	Altrique Barlow (al TREEK) class: R-Jr. height: 6-3 weight: 335 Virginia Beach, Va. (Catholic)	2023 transfer from Texas Christian. Nicknamed "Big Al."	Starter at left guard in 2023.
55	Trent Holler class: R-Jr. height: 6-2 weight: 306 Latrobe, Pa. (Greater Latrobe)	2022 transfer from East Carolina. Appeared in 17 games at ECU.	Starting center in 2023. Starter at left guard in six games in 2022.
65	Logan Osburn class: R-Jr. height: 6-3 weight: 305 Ona, W.Va. (Cabell Midland)	Played at Cabell (CAB ul) Midland High School, located 15 miles from the Marshall campus.	Preseason first-team All-SBC in 2023. Starting right guard in 2023. Starting center in all 13 games in 2022.
68	Dalton Tucker class: R-Sr. height: 6-7 weight: 319 Paris, Ky. (Bourbon County)	Prior to 2022 had started four games - two of them bowl games (2020 Camilia, 2021 New Orleans).	Starter at right tackle in 2023. Starting right guard in all 13 games in 2022.
51	Lloyd Willis class: Jr. height: 6-7 weight: 305 Miami, Fla. (Killian)	2023 transfer from Florida State.	Appeared in 25 games at Florida State.

Broadcast Assistant

Defensive Line

The defensive line logged 30.5 of Marshall's total of 38 quarterback sacks in 2022 (No. 13 in the nation), plus an additional 55 quarterback hurries. In addition to five players who have started games along the defensive front in the past, the team added transfers from Virginia, Florida, Arizona State, and Ohio University to this year's group.

55	Owen Porter class: R-Sr. height: 6-3 weight: 237 Huntington, W.Va. (Spring Valley)	2022 First-Team all-Sun Belt selection. 2023 Preseason first-team All-Sun Belt.	Played at Spring Valley High School (Timberwolves), located seven miles from the Marshall campus.
2	Elijah Alston class: R-Jr. height: 6-2 weight: 256 Chesapeake, Va. (Oscar Smith)	Started at defensive end vs. Albany.	2019 Marshall Scout Team Defensive Player of the Year.
99	Isaiah Gibson class: R-Jr. height: 6-4 weight: 312 Springfield, Ohio (Springfield)	Credited with a half-sack vs. Albany	2022 transfer from Kentucky. Made first start and recorded two tackles at Notre Dame.
5	TyQaze Leggs (ty kweez) class: R-Jr. height: 6-2 weight: 300 La Vergne, Tenn. (Cane Ridge)	Versatile lineman who has played both defensive tackle and on the edge.	2021 transfer from Austin Peay.
0	Sam Burton class: R-Sr. height: 6-0 weight: 253 Boca Raton, Fla. (Spanish River)	Made second career start at East Carolina. Tied with Owen Porter atop current roster with 15.0 career sacks.	Leads current roster with three career forced fumbles (tied with Owen Porter).
54	Kylen McCracken class: Grad. height: 6-3 weight: 306 Cleveland Heights, Ohio (Cleveland Heights)	2023 graduate transfer from Ohio University.	Appeared in 30 career games at Ohio University, making 31 total tackles.
7	Chris Thomas class: R-So. height: 6-6 weight: 308 Tallahassee, Fla. (Fort Myers Dunbar)	2023 transfer from the University of Florida.	
15	Mike Green class: R-Fr. height: 6-4 weight: 241 Toano, Va. (Lafayette)	2023 transfer from the University of Virginia.	
88	Brandon McElroy class: R-Jr. height: 6-5 weight: 301 Pasadena, Calif. (John Muir)	2023 transfer from Arizona State.	Prior to Arizona State, played at Glendale Community College.

Career Quarterback Sacks

Sam Burton.....	15.0	Daytione Smith.....	2.0
Owen Porter.....	15.0	Jabarrek Hopkins.....	1.0
Eli Neal.....	10.5	Micah Abraham.....	0.5
TyQaze Leggs.....	4.0	J'Coryan Anderson.....	0.5
Elijah Alston.....	3.5	Isaiah Gibson.....	0.5
J'Coryan Anderson.....	2.0	Brandon McElroy.....	0.5

Career Fumbles Forced/Recovered

Micah Abraham.....	1/1	TyQaze Leggs.....	0/1
Elijah Alston.....	1/1	Kerion Martin.....	1/0
Sam Burton.....	3/1	Eli Neal.....	1/3
J. Green-McKnight....	0/1	Owen Porter.....	3/1

Broadcast Assistant

Linebackers

Marshall returns only one of its regular linebackers from 2022, but that one is senior Eli Neal, who has started every game of his career at middle linebacker, dating back to game one of his freshman season.

24	Eli Neal class: Sr. height: 6-0 weight: 226 Memphis, Tenn. (White Station)	Led Marshall with 98 tackles in 2022. Honorable mention All-SBC in 2022.	Starter at middle linebacker every game in his career. Preseason first-team All-SBC in 2023.
25	J'Coryan Anderson (juh CORE ee un) class: R-Jr. height: 6-2 weight: 237 Knoxville, Tenn. (Fulton)	Had appeared in 28 games at Marshall heading into the 2023 season.	Made first career start vs. Albany. Made 19 tackles in 2021; redshirted in 2022.
44	KeSean Brown (KEY shawn) class: Sr. height: 6-1 weight: 221 Columbia, S.C. (Bamberg-Ehrhardt)	2023 transfer from Appalachian State.	Played in 49 career games at Appalachian State.
14	Stephen Dix, Jr. class: R-So. height: 6-1 weight: 237 Orlando, Fla. (Dr. Phillips)	2023 transfer from Florida State.	Rivals Freshman All-American at Florida State in 2020, when he recorded 45 tackles for the Seminoles.
8	Tah Mac Bright (TAH mack BRIGHT) class: Jr. height: 6-2 weight: 235 Houston, Texas (Westside)	First name Tah, last name Mac Bright.	2023 transfer from the University of the Incarnate Word. 35 tackles for Incarnate Word in 2022.
27	Marc Viechec (VEE check) class: Jr. height: 5-11 weight: 226 Naples, Fla. (Naples)	2022 Sun Conference Defensive Player of the Year for NAIA Southeastern University.	2023 transfer from Southeastern University, an NAIA institution in Lakeland, Fla.

Career Tackles

Eli Neal.....	296
Owen Porter	141
Micah Abraham	117
Sam Burton.....	109

Broadcast Assistant

Secondary

Marshall finished No. 3 in the nation in the nation in defensive pass efficiency (104.67) in 2022.. The team finished No. 16 in the nation with a total of 18 interceptions, and No. 12 in total passes defended (5.54 per game). Individually, Micah Abraham tied for No. 2 in the nation with six interceptions, and No. 10 with 16 passes defended.

6	Micah Abraham class: R-Sr. height: 5-11 weight: 185 Tampa, Fla. (East Lake)	Ten career interceptions, including six in 2022. First-Team All-SBC in 2022. Preseason first-team All-SBC in 2023.	Father Donnie intercepted 38 passes during his NFL career (1996-2004).
10	Jacobie Henderson class: R-Fr. height: 5-10 weight: 194 Charlotte, N.C. (Catawba Ridge)	Starting cornerback in 2023. Played four games and preserved redshirt status in 2022.	Made one tackle in 2022 (versus Norfolk State).
11	J.J. Roberts class: R-Jr. height: 5-11 weight: 190 Ona, W.Va. (Cabell Midland)	2019 West Virginia Gatorade Player of the Year at Cabell Midland High School.	2023 transfer from Wake Forest University. 32 games played, 46 tackles in three seasons with the Demon Deacons.
13	Daytione Smith (DAY twan) class: R-So. height: 6-0 weight: 186 East Highland Park, Va. (Highland Springs)	Starting safety in 2023.	Broke up desperation pass on Appalachian State's final play to preserve Marshall's 28-21 victory in 2022.
1	Josh Moten class: So. height: 6-1 weight: 171 Waldorf, Md. (National Christian Academy)	2023 transfer from Texas A&M.	Starter vs. Albany and at East Carolina when MU began games in nickel package. Played in two games and made one tackle for at Texas A&M.
22	Kerion Martin (CARE ee on) class: R-Jr. height: 6-1 weight: 209 Charleston, W.Va. (Capital)	Starter in three of the final four games of the 2022 regular season.	Made career-high eight tackles at Georgia Southern in 2022.
23	Jahsen Wint (JAH sen - not Jason) class: Grad. height: 5-10 weight: 200 Brooklyn, New York (Erasmus Hall)	2023 transfer from Ohio State.	39 tackles in 35 games at Ohio State.
19	Dyoni Hill (dee ON ee) class: So. height: 6-0 weight: 172 Gainesville, Fla. (Gainesville)	Appeared in ten games, mostly on special teams, as a true freshman in 2022.	Lone tackle of the 2022 season came against UConn in the Myrtle Beach Bowl.
4	Jadarius Green-McKnight class: R-SO. height: 5-11 weight: 203 Fort Myers, Fla. (Dunbar)	2022 transfer from Florida State.	Started five games for Marshall in 2022.
3	Ishmael Ibraheem class: R-Fr. height: 6-1 weight: 178 Dallas, Texas (Kimball)	2023 transfer from the University of Texas.	Ranked as the No. 113 national recruit in 2020 by ESPN.

Career Interceptions

Micah Abraham10
Eli Neal.....3
Owen Porter1

All-time Marshall interceptions leaders

- | | |
|-----------------------------------|--|
| 1) 19 Reggie Giles (1985-88) | 10) 10 Jack Morlock (1936-39) |
| 2) 14 Dani Derricott (1997-2000) | 10 Glenn Bates (1980-83) |
| 3) 13 Larry Coyer (1962-64) | 10 Mark Snyder (1987) |
| 13 Joe Chirico (1990-93) | 10 Von Woodson (1986-89) |
| 5) 12 Melvin Cunningham (1993-96) | 10 Jayson Grayson (1992-95) |
| 6) 11 Herb Royer (1934-37) | 10 Rogers Beckett (1996-99) |
| 11 Jackie Hunt (1938-41) | 10 Micah Abraham (2019-present) |
| 11 Marvin Wetzel (1946-49) | |
| 11 Shannon Morrison (1991-94) | |

Broadcast Assistant

Specialists

Marshall relied on freshman Rece Verhoff and John McConnell to handle the kicking and punting duties in 2022, and both gained valuable experience and had their shining moments along the way. Washburn University transfer Kameron Lake took over place-kicking duties at East Carolina, while Verhoff continued to handle kickoffs. With the graduation of three-year long snapper Zach Appio, the Thundering Herd has split those duties between Matthew Bosset (placements) and Dominic Konopka (punts).

PK	90	Rece Verhoff (VEER hoff) class: So. height: 5-1 weight: 182 Columbus Grove, Ohio (Columbus Grove)	Tied Marshall record by making four field goals at Old Dominion 2022 (shares the record with five others).	Sun Belt Special Teams Player of the Week after making four field goals in the 12-0 win at Old Dominion in 2022.
PK	99	Kameron Lake class: R-Jr. height: 6-2 weight: 189 Lawrence, Kansas (Free State)	2023 transfer from D-II Washburn University (Kansas). Made 18-of-28 field goals and 115-of-121 PATs at Washburn.	Handled placements for Marshall at East Carolina - made 1-of-2 FGs, 4-of-4 PATs.
P	45	John McConnell class: R-So. height: 6-4 weight: 197 Morgantown, W.Va. (Morgantown)	Second season as Marshall's punter.	Career-long 64-yard punt at James Madison, 2022.
LS	47	Matthew Bosset (BOSS it) class: R-Fr. height: 6-2 weight: 224 Ormond Beach, Fla. (Seabreeze)	First season as Marshall's regular long snapper for place kicks.	
LS	48	Dominic Konopka (kuh NOPP kuh) class: R-Fr. height: 6-1 weight: 231 Sharon Center, Ohio (Highland)	First season as Marshall's regular long snapper for punts.	2023 transfer from Bowling Green.
KOR	2	Jayden Harrison class: R-Jr. height: 5-11 weight: 195 Antioch, Tenn. (Pearl Cohn)	2021 Vanderbilt transfer. 99-yard kickoff return for TD at Florida Atlantic in 2021.	Second-Team All-CUSA kickoff returner in 2021 (averaged 25.2 yards on 15 returns).
PR	1	Talik Keaton (tuh LEEK) class: R-Sr. height: 6-0 weight: 190 Sarasota, Fla. (Booker)	First-team All-CUSA punt returner in 2019 and 2020.	Returned a punt 67 yards for a touchdown in his college debut against Virginia Military (2019)
PR	3	Mason Pierce class: Jr. height: 5-6 weight: 163 Pearland, Texas (Pearland Dawson)	2023 transfer from McNeese State.	All-Southland Conference as both a wide receiver and return man at McNeese State.

2023 Special Teams Tackles

Kerion Martin	2
DeMarcus Harris.....	1
Stephen Dix Jr.	1
Dyoni Hill	1
Jaden Yates	1

Season Superlatives

2023 Season Superlatives

Team

	Marshall	Opponents
Most points.....	31, at East Carolina (31-13)	17, vs. Albany (21-17)
Fewest points.....	21, vs. Albany (21-17)	13, at East Carolina (31-13)
Most total offense yards	413, vs. Albany	300, vs. Albany
Fewest total offense yards	392, at East Carolina	269, at East Carolina
Most rush yards.....	145, vs. Albany	146, at East Carolina
Fewest rush yards.....	131, at East Carolina	106, vs. Albany
Most pass yards.....	268, vs. Albany	194, vs. Albany
Fewest pass yards.....	261, at East Carolina	123, at East Carolina
Most first downs	22, at East Carolina	19, vs. Albany
Fewest first downs	21, vs. Albany	13, at East Carolina
Most punts.....	4, twice	6, vs. Albany
Fewest punts.....	4, twice	5, at East Carolina
Most penalties.....	5, vs. Albany	11, at East Carolina
Most penalty yards	54, vs. Albany	112, at East Carolina
Fewest penalties	4, at East Carolina	5, vs. Albany
Fewest penalty yards	39, at East Carolina	47, vs. Albany
Longest drive - plays	12 (79 yards, 4:37), at East Carolina	14 (66 yards, 7:21, missed FG), vs. Albany
Longest drive - yards.....	79 (12 plays, 4:37), at East Carolina	75 (twice), vs. Albany
Longest drive - time	4:37 (12 plays, 79 yards), at East Carolina	7:21 (14 plays, 66 yards, missed FG), vs. Albany

Individual

Most points.....	18, Rasheen Ali at East Carolina	6, three times
Most touchdowns	3, Rasheen Ali at East Carolina	1, three players
Most field goals.....	1, Kameron Lake at East Carolina	2, Andrew Conrad at East Carolina
Most PATs.....	4, Kameron Lake at East Carolina	2, John Opalko, vs. Albany
Most rushing attempts.....	18, Rasheen Ali twice	16, Mason Garcia at East Carolina
Most rushing yards	137, Rasheen Ali vs. Albany	118, Mason Garcia at East Carolina
Most rushing touchdowns.....	3, Rasheen Ali at East Carolina	1, Reese Poffenbarger, vs. Albany
Most pass attempts	35, Cam Fancher vs. Albany	38, Reese Poffenbarger, vs. Albany
Most pass completions	28, Cam Fancher vs. Albany	22, Reese Poffenbarger, vs. Albany
Most pass yards.....	268, Cam Fancher vs. Albany	194, Reese Poffenbarger, vs. Albany
Most touchdown passes.....	1, Cam Fancher vs. Albany	1, twice
Most pass receptions	7, Cade Conley vs. Albany	6, Brevin Easton, vs. Albany
Most receiving yards	85, Caleb McMillan at East Carolina	57, Jsi Hatfield at East Carolina
Most touchdown receptions.....	1, Chuck Montgomery vs. Albany	1, twice
Most tackles	12, Owen Porter vs. Albany	12, Dylan Kelly, vs. Albany

Long Plays

Longest rush	56, Rasheen Ali (touchdown) at East Carolina	57, Mason Garcia at East Carolina
Longest pass completion	75, Chuck Montgomery to Caleb McMillan (TD) at ECU	39, Alex Flinn to Jsi Hatfield at East Carolina
Longest field goal.....	20, Kameron Lake at East Carolina	46, John Opalko, vs. Albany
Longest punt.....	61, John McConnell, vs. Albany	57, Tyler Pastula, vs. Albany
Longest punt return	2, Mason Pierce at East Carolina	8, Jsi Hatfield at East Carolina
Longest kickoff return	28, Jayden Harrison vs. Albany	24, Javious Bond at East Carolina
Longest interception return	2, Micah Abraham at East Carolina	12, Aamir Hall, vs. Albany

We are ... Marshall

Thundering Herd Football History

First football game	1895
First official team with a coach	1903 (George Ford)
First game against a college team.....	Nov. 24, 1903 (Marshall 15, Shelton College 0)
All-Time record (versus college competition)	601-539-35 (.526)
All-Time record in FBS (since 1997)	205-124 (.623)
All-Time record in Sun Belt Conference play (since 2022)	5-3 (.625)
Highest FBS national ranking.....	No. 10 (AP and Coaches) - Final Polls of 1999
National Championships (NCAA Division I-AA).....	Two - 1992, 1996
National Runners-Up (NCAA Division I-AA)	Four - 1987, 1991, 1993, 1995
NCAA Playoffs (NCAA Division I-AA).....	Eight - 1987, 1988, 1991, 1992, 1993, 1994, 1995, 1996
Conference Championships	Twelve - 1925, 1928, 1937, 1988, 1994, 1996, 1997, 1998, 1999, 2000, 2002, 2014
Bowl Games.....	19
Bowl Record	13-6 (.684)
Record in NCAA-Sanctioned Bowl Games.....	13-5 (.722)
Longest win streak.....	18 (1998-2000)
Longest home game win streak.....	33 (1996-2000)



**44 NFL
Draft Picks**

73 NFL Players



Byron Leftwich
First Round, No. 7
Jacksonville Jaguars
2003 Draft



Chad Pennington
First Round, No. 18
New York Jets
2000 Draft



Randy Moss
First Round, No. 21
Minnesota Vikings
1998 Draft



- Biletnikoff Award winner.....Randy Moss, 1997
- Campbell Trophy winner (Academic Heisman).....Chad Pennington, 1999
- Sammy Baugh Award winner
- Chad Pennington, 1999
- NCAA Division I-AA National Player of the Year
- Mike Barber, 1988
- Walter Payton Award winner.....Michael Payton, 1992



35 First-Team All-Americans
82 Total All-Americans
3 Academic All-Americans



- National Coach of the Year Awards.....Jim Donnan, 1992
Jim Donnan, 1995
Bob Pruett, 1996
Bob Pruett, 1997
- Conference MVP Awards
- Nine
- Conference Offensive Player of the Year Awards
- Twelve
- Conference Defensive Player of the Year Awards
- Eight
- Conference Special Teams Player of the Year Awards
- Two
- Conference Freshman of the Year Awards.....
- Twelve
- Conference Coach of the Year Awards.....
- Four
- National Player of the Week Awards.....
- Nine
- First Team All-Conference honors
- 275
- Total All-Conference honors.....
- 584

We are ... Marshall



Marshall University

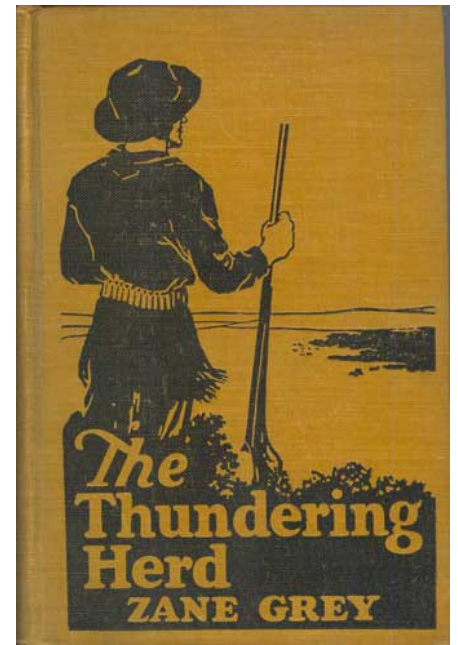
- Namesake: John Marshall, the fourth and longest serving (1801-1835) Chief Justice of the United States.
- 1837: Founded as Marshall Academy, when the region was still a part of Virginia.
- 1867: The West Virginia legislature created Marshall College, the State Normal School, which offered two-year teaching certificates.
- 1920: Began four-year degree programs.
- 1961: Attained University status.
- 2019: Granted Carnegie R2 status (Doctoral University, High Research).

Thundering Herd

In the early 1900s, as Marshall established a varsity sports program, the school's teams were called the Big Green because of the color of their uniforms. In 1925, as Coach Trusty Tallman's powerful football team outscored the opposition by a combined 138-29 margin on its way to the inaugural West Virginia Conference championship, Huntington sportswriter Duke Ridgley dubbed the squad The Thundering Herd, based on a newly released novel by western adventure author Zane Grey.

Soon, rival sportswriter Doug Freutel countered by referring to Marshall teams as the Boogercats, which is what the Scottish immigrants in the Appalachian hills called mountain lions. Another movement sought to honor namesake John Marshall by calling the school's sports teams the Judges, but for the next 40 years most people used either the Big Green or the Thundering Herd when referring to Marshall.

In the fall of 1964, Marshall president Stewart Smith appointed a faculty-student committee to settle on an official school mascot. The final vote was taken on January 5, 1965, with 85 percent of the responses favoring Thundering Herd. The vote also set Kelly Green and White as the official school colors, while Big Green became the name of the athletic fundraising organization. Mercifully, Boogercats faded into obscurity.




Marco the Bison

Not long after Duke Ridgley dropped the "Thundering Herd" moniker on Marshall's teams, students began crafting bison costumes to wear to games and eventually cartoonists were creating their versions in the local newspapers. In 1954 the school yearbook, *The Chief Justice*, named the bison Marco - short for Marshall College.


When Thundering Herd became the official nickname in 1965, a bison costume was ordered and, even though Marshall had by then gained University status, the name Marco stuck. Charles Evans was the first to wear the official mascot costume, at a basketball game against Bowling Green on March 6th of that year.

For a brief period in the 1970s a live buffalo made appearances during home games at Huntington's Fairfield Stadium, but he proved to be a bit hard to handle - and he kept eating the artificial turf. In 1990, Marco (with Allen Young in the costume) won the Universal Cheerleader's Association National Champion Mascot competition in San Antonio, Texas.

We are ... Marshall



Frank Gatski
Marshall, 1941-42
Enshrined, 1985



Randy Moss
Marshall, 1996-97
Enshrined, 2018




Harry Young
Marshall, 1910-11
Enshrined, 1958



Jackie Hunt
Marshall, 1939-42
Enshrined, 2004




Coach Jim Donnan
Marshall, 1990-95
Enshrined, 2009



Michael Payton
Marshall, 1988-92
Enshrined, 2015



Troy Brown
Marshall, 1991-92
Enshrined, 2010



Mike Barber
Marshall, 1985-88
Enshrined, 2005

Joan C. Edwards Stadium



Joan C. Edwards Stadium serves as the home of the Thundering Herd. The stadium capacity is listed as 30,475 - which is 30,000 "for" the 75 who died in the 1970 plane crash. Marshall is one of two FBS programs to have a stadium named for a woman (South Carolina - Martha Williams-Brice).

Mrs. Edwards and her husband James (for whom the playing surface is named) were philanthropists who gave generously to Marshall University, the city of Huntington, and countless other causes. Mrs. Edwards is also the namesake of Marshall's performing arts center as well as the cancer center at Cabell Huntington Hospital.

Mrs. Edwards was born in London, England, but her family moved to New Orleans when she was four years old. By the age of 11 she was singing on WWL radio and went on to a jazz singing career that saw her perform in places like New York and Chicago. She married James F. Edwards in 1937 and moved to Huntington, where she eventually became CEO of her husband's mattress manufacturing company.

Among their business ventures, the Edwards family got into thoroughbred horse racing; they owned four tracks themselves, and Mrs. Edwards took an active role in renovating the tracks after they purchased them. They raced their horses in Canada, England, and Ireland, as well as the United States.

Protecting the home turf

Marshall is known for being one of the toughest places to play in college football. The program has won 80.9 percent (178-42) of its home games in Joan C. Edwards Stadium, the fifth-best mark in the country.

Top FBS home stadium winning percentages:

1) Alabama (Bryant-Denny, 1929)	292-55-3	.839
2) Boise State (Albertsons, 1970)	283-62	.820
3) Oklahoma (Gaylord Family, 1923)	419-89-15	.815
4) Georgia Southern (Paulson, 1984)	210-48	.814
5) Marshall (Joan C. Edwards, 1991)	178-42	.809

Joan C. Edwards Stadium Timeline

Jan. 15, 1987:	West Virginia Governor Arch Moore asked the legislature to approve funding for the stadium.
July 18, 1990:	Official ground-breaking ceremony for Marshall University Stadium.
Sept. 7, 1991:	First game (Marshall 24, New Hampshire 23).
Sept. 4, 1993:	Playing surface named the James F. Edwards Field.
Nov. 28, 2003:	Named Joan C. Edwards Stadium.

Largest Crowds

1.	41,382	vs. West Virginia, 2010	L, 24-21 (OT)
2.	40,592	vs. Louisville, 2016	L, 59-28
3.	40,383	vs. West Virginia, 2007	L, 48-23
4.	38,791	vs. Purdue, 2015	W, 41-31
5.	36,914	vs. Kansas State, 2005	L, 21-19
6.	34,424	vs. Virginia Tech, 2011	L, 30-10
7.	33,537	vs. Kent State, 2003	W, 49-33
8.	33,436	vs. Ohio, 2012	L, 27-24
9.	33,204	vs. Miami (Ohio), 1998	W, 31-17
10.	33,116	vs. New Hampshire, 1991	W, 24-23

Joan C. Edwards
1918-2006



James F. Edwards
1910-1991



Joan C. Edwards Stadium Records

Team Records

Marshall	Opponent
Most points.....71..... vs. Morehead State, 1994 (71-7).....	67..... Western Kentucky, 2014 (67-66, OT)
Largest margin of victory.....64..... vs. Morehead State, 1994 (71-7).....	54..... Western Kentucky, 2016 (60-6)
Most first downs.....38..... vs. North Carolina Central, 2021.....	37..... Western Kentucky, 2014
Most yards rushing.....432..... vs. Rhode Island, 2014.....	372..... Youngstown State, 2001
Most yards passing.....642..... vs. VMI, 1991.....	516..... Western Kentucky, 2014
Most plays.....106..... vs. Houston, 2012.....	99..... Western Carolina, 1991
Most total yards.....789..... vs. VMI, 1991.....	738..... Western Kentucky, 2014

Individual Records

Marshall	Opponent
Most points scored.....30..... Ahmad Bradshaw vs. Texas-El Paso, 2005.....	24..... Trinity Dawson, Toledo, 2002 24..... Latavius Murray, Central Florida, 2012
Most touchdowns.....5..... Ahmad Bradshaw vs. Texas-El Paso, 2005.....	4..... Trinity Dawson, Toledo, 2002 4..... Latavius Murray, Central Florida, 2012
Longest rush.....89..... Chris Parker vs. Eastern Illinois, 1992.....	88..... Keaton Mitchell, East Carolina, 2021
Most rushing attempts.....41..... Chris Parker vs. Troy, 1993.....	39..... Jordan Howard, UAB, 2014
Most rushing yards.....272..... Devon Johnson vs. FAU, 2014.....	237..... Leon Allen, Western Kentucky, 2014
Most rushing touchdowns.....5..... Ahmad Bradshaw vs. Texas-El Paso, 2006.....	4..... Trinity Dawson, Toledo, 2002
Longest pass.....99..... Todd Donnan to Troy Brown vs. VMI, 1991.....	97..... Joshua Cribbs to Najah Pruden, Kent State, 2003
Most pass attempts.....65..... Rakeem Cato vs. Ohio, 2012.....	64..... Ryan Griffin, Tulane, 2010
Most pass completions.....44..... Rakeem Cato vs. Ohio, 2012.....	43..... Tyler Sheehan, Bowling Green, 2009
Most pass yards.....496..... Michael Payton vs. VMI, 1991.....	491..... Brandon Doughty, Western Kentucky, 2014
Most touchdown passes.....7..... Rakeem Cato vs. Western Kentucky, 2014.....	8..... Brandon Doughty, Western Kentucky, 2014
Most interceptions thrown.....5..... Grant Wells vs. Rice, 2020.....	4..... most recently, Tyler Appleby, Purdue, 2015
Most receptions.....15..... David Foye vs. Kent State, 2000.....	17..... Freddie Barnes, Bowling Green, 2009
Most receiving yards.....288..... Randy Moss vs. Delaware, 1996.....	216..... MacArthur Johnson, Howard, 1996
Most touchdown receptions.....4..... Randy Moss vs. The Citadel, 1996.....	3..... most recently Tyler Higbee, WKU, 2014 4..... Randy Moss vs. Montana, 1996 4..... Darius Watts vs. Ohio, 2001
Most total offense plays.....71..... Rakeem Cato vs. Ohio, 2012.....	71..... Jay Walker, Howard, 1993
Most total offense yards.....495..... Byron Leftwich vs. Central Michigan, 2001.....	479..... Lamar Jackson, Louisville, 2016
Most all-purpose yards.....348..... Randy Moss vs. Delaware, 1996.....	288..... Leon Allen, Western Kentucky, 2014
Longest punt.....92..... Kaare Vedvik vs. Old Dominion, 2017.....	74..... Kent McCullough, Miami (Ohio), 1998
Most kicking points.....15..... David Merrick vs. East Tennessee State, 1993.....	17..... Brayden Narveson, Western Kentucky, 2021 15..... J.R. Jenkins vs. Miami (Ohio), 2000
Most field goals.....4..... Justin Haig vs. Louisiana Tech, 2014.....	4..... most recently Brayden Narveson, WKU, 2021 4..... Justin Rohrwasser vs. Western Kentucky, 2019
Longest field goal.....53..... Curtis Head vs. Buffalo, 2002.....	58..... Michael Barbour, East Carolina, 2011 53..... Justin Rohrwasser vs. Western Kentucky, 2019
Longest kickoff return.....99..... Keion Davis vs. Miami (Ohio), 2017.....	98..... Quincy McDuffie, Central Florida, 2012
Most kickoff return yards.....196..... Keion Davis vs. Miami (Ohio), 2017.....	211..... Tracy Lampley, Southern Miss, 2009
Longest punt return.....86..... Troy Brown vs. Morehead State, 1991.....	87..... DaVon Fowlkes, Appalachian State, 2002
Most punt return yards.....114..... Troy Brown vs. Morehead State, 1991.....	105..... DaVon Fowlkes, Appalachian State, 2002
Longest interception return.....100..... Derek Grier vs. East Tennessee State, 1991.....	99..... Julius Grant, Western Carolina, 1993 100..... Melvin Cunningham vs. James Madison, 1994
Longest fumble return.....95..... George Davis vs. Morgan State, 2016.....	48..... Nathan Carpenter, Ohio, 2012
Most tackles.....21..... Shannon King vs. Youngstown State, 1993.....	21..... Deon King, Norfolk State, 2015
Most tackles for loss.....4.5..... Darius Hodge vs. Old Dominion, 2019.....	4.5..... Demarcus Ware, Troy, 2004
Most quarterback sacks.....4.5..... Darius Hodge vs. Old Dominion, 2019.....	3..... most recently Demarcus Ware, Troy, 2004

Odds & Ends

Record When - in 2023

Overall Record.....	12-0
Current Streak	W-7
Sun Belt Record	0-0
Division Record.....	0-0
Non-Conference Record.....	2-0
Home Record.....	1-0
Current Home Streak.....	W-3
Road Record	1-0
Current Road Streak.....	W-4
Neutral Record.....	0-0
Day Games	1-0
Night Games.....	1-0
Natural Grass	1-0
Artificial Turf	1-0
Marshall wins Coin Toss.....	1-0
Opponent wins Coin Toss	1-0
Marshall scores first.....	1-0
Opponent scores first.....	1-0
Marshall leads at end of 1st Quarter.....	0-0
Marshall trails at end of 1st Quarter.....	0-0
Marshall leads at Halftime	0-0
Marshall trails at Halftime	1-0
Marshall leads at end of 3rd Quarter.....	0-0
Marshall trails at end of 3rd Quarter.....	2-0
In September.....	2-0
In October	0-0
In November.....	0-0
In December.....	0-0
vs. Top 25 teams	0-0
vs. unranked teams	2-0
With 100-yard rusher.....	1-0
vs. 100-yard rusher	1-0
With 300-yard passer.....	0-0
vs. 300-yard passer	0-0

Record When - through the years

Marshall's record in its most recent X number of games when ...

Turnovers

positive turnover margin.....	58-13
equal turnover margin	25-5
negative turnover margin.....	21-43
plus-2 turnover margin	34-6
plus-3 turnover margin	11-0
Marshall commits 0 turnovers	32-7
Marshall commits 0 or 1 turnover(s).....	65-21
Marshall gains 4-plus takeaways	14-0

Holding leads

Marshall scores first	66-6
Marshall leads after the first quarter	67-12
Marshall leads at halftime	85-8

When limiting the opponent to ...

Marshall holds opponent under 300 total yards.....	40-4
Marshall holds opponent under 125 pass yards.....	22-5
Marshall allows no rushing touchdowns.....	44-7

When Marshall itself ...

Marshall rushes for 150-plus yards.....	63-11
Marshall rushes for 200-plus yards.....	47-6
Marshall rushes for 300-plus yards.....	13-0
Marshall scores 30-plus points	57-6

Odds & Ends

Overtime, over time

All-time overtime record.....	10-8
Current streak.....	L-1
In double overtime	3-1
In triple overtime	1-2
At home.....	6-3
On the road.....	3-5
Neutral site.....	1-0

Marshall's OT History

1991	at Western Carolina	W	27-24	(3 OT)
1991	vs. Western Illinois	W	20-17	
1994	vs. James Madison	W	28-21	
2001	vs. East Carolina*	W	64-61	(2 OT)
2005	vs. SMU	W	16-13	
2005	vs. Southern Miss	L	27-24	
2008	at East Carolina	L	19-16	
2010	vs. West Virginia	L	24-21	
2011	vs. East Carolina	W	34-27	
2012	at Rice	W	54-51	(2 OT)
2012	at East Carolina	L	65-59	(2 OT)
2013	at Virginia Tech	L	29-21	(3 OT)
2014	vs. Western Kentucky	L	67-66	
2015	at Kent State	W	36-29	(2 OT)
2015	at Middle Tennessee	L	27-24	(3 OT)
2019	vs. Florida International	W	30-27	
2021	vs. Old Dominion	W	20-13	
2022	at Bowling Green	L	34-31	

*GMAC Bowl in Mobile, Ala.

Future Opponents

2024

Aug. 31 - vs. Stony Brook
 Sept. 7 - at Virginia Tech
 Sept. 14 - vs. Western Michigan
 Sept. 21 - at Ohio State

2025

Aug. 30 - vs. Army
 Sept. 20 - at Middle Tennessee

2026

Sept. 5 - at Penn State
 Sept. 12 - vs. Middle Tennessee
 Oct. 10 - at Army

2027

Sept. 11 - at Ohio
 Sept. 18 - vs. Boise State
 Sept. 25 - vs. Bowling Green

Marshall blocked kicks in the FBS era (since 1997)

1997	none	2008	Johnny Jones (PAT at Wisconsin) Johnny Jones (PAT at UAB) Aaron Johnson (field goal vs. UCF)	2013	Darryl Roberts (PAT at Tulsa) James Rouse (field goal at Virginia Tech) Raheim Huskey (punt vs. Rhode Island)
1998	George Miller (punt at Eastern Michigan) Danny Derricott (field goal vs. Wofford)	2009	Johnny Jones (field goal vs. Bowling Green) Michael Janac (PAT vs. Southern Miss) Johnny Jones (PAT at Texas-El Paso)	2014	Raheim Huskey (punt at Old Dominion) Ricardo Williams (field goal at FIU) Arnold Blackmon (field goal vs. W. Kentucky)
1999	Yancey Satterwhite (punt vs. Northern Illinois)	2010	Johnny Jones (field goal at Ohio State) Johnny Jones (field goal vs. West Virginia) Esrray Taliaferro (punt vs. Tulane)	2015	Ryan Bee (field goal vs. Southern Miss)
2000	Chris Crocker (punt at Michigan State) Chris Crocker (punt at Michigan State) Willie Tisdale (punt vs. Buffalo)	2011	Jermaine Kelson (punt vs. Southern Miss) Vinny Curry (PAT vs. Virginia Tech) Vinny Curry (PAT at Louisville) Darryl Roberts (punt vs. UAB) Vinny Curry (PAT at Memphis) Derek Mitchell (punt at Memphis) Zach Dunston (punt vs. FIU)	2016	Jason Smith (field goal vs. Charlotte) Omari Cobb (punt vs. Akron) Ryan Bee (field goal at Charlotte)
2001	Johnathan Goddard (punt vs. Bowling Green)	2012	C.J. Crawford (punt at West Virginia) Jeremiah Taylor (field goal at Purdue) Jermaine Kelson (punt at Purdue) Marques Aiken (PAT vs. Central Florida) Deon Meadows (PAT vs. Central Florida) Jeremiah Taylor (field goal vs. Memphis) Marques Aiken (field goal at UAB)	2017	Darius Hodge (punt vs. Charlotte)
2002	Jamus Martin (punt at Kent State)			2018	Darius Hodge (punt vs. Charlotte) Brandon Drayton (punt at Florida International) Juwon Young (field goal at Florida International)
2003	none			2019	Darius Hodge (punt at Charlotte)
2004	Brad Bates (punt vs. Troy) Ivan Clark (punt vs. Buffalo) Ivan Clark (punt vs. Buffalo) Shawn Lauzon (field goal vs. W. Michigan)			2020	Ethan Driskell (PAT vs. Florida Atlantic)
2005	Terick Thomas (punt at Central Florida) Ivan Clark (punt vs. UAB) Ivan Clark (punt vs. UAB) Chris Hawkins (PAT at Tulane)			2021	T.J. Johnson (field goal at Navy) Naquan Renalds (punt at Navy) Jayshawn Coffman (PAT at Middle Tennessee) T.J. Johnson (field goal vs. Florida International)
2006	Phillip Gamble (punt at Kansas State) Jon Moravek (punt vs. Tulane)			2022	Damion Barber Jr. (PAT at James Madison) Shadeed Ahmed (punt vs. Appalachian State)
2007	Ashton Hall (punt at Cincinnati) Byron Tinker (PAT vs. Southern Miss) Ashton Hall (punt vs. Southern Miss)				

Odds & Ends

Marshall defensive touchdowns in the FBS era (since 1997)

- | | | | |
|------|---|------|--|
| 1997 | Ricky Hall 43-yard fumble return at Army
Seth Lyle 29-yard fumble return vs. Western Illinois
Tim Dempsey 29-yard interception return vs. Akron
B.J. Summers 97-yard interception return vs. Akron
John Grace 42-yard interception return vs. Eastern Michigan | 2009 | Ashton Hall 29-yard fumble return at Tulane |
| 1998 | Danny Derricott 21-yard fumble return vs. Toledo | 2011 | Rashad Jackson 12-yard fumble return at Central Florida
Billy Mitchell 20-yard fumble return at UAB
Omar Brown 48-yard interception return vs. UAB |
| 1999 | Rogers Beckett 19-yard interception return at Buffalo | 2012 | Devin Arrington 18-yard interception return vs. Western Carolina |
| 2001 | Michael Owens 25-yard interception return at Northern Illinois
Orlando Washington 25-yard fumble return at Northern Illinois
Roberto Terrell 76-yard interception return vs. Youngstown State
Ralph Street 25-yard interception return vs. East Carolina
Terrence Tarpley 25-yard interception return vs. East Carolina | 2013 | Raheem Waiters 27-yard interception return vs. Miami (Ohio)
Montarius Lovett 70-yard interception return vs. Gardner-Webb
Gary Thompson 5-yard interception return vs. East Carolina
Corey Tindal 30-yard interception return at Florida International
Rashawde Myers fumble recovery in the end zone at UAB |
| 2002 | J.T. Rembert 34-yard fumble return vs. Buffalo
Marcus Hairston 11-yard fumble return vs. Buffalo
Duran Smith 35-yard fumble return vs. Toledo | 2014 | Tiquan Lang 30-yard interception return vs. Purdue
Tiquan Lang 55-yard interception return vs. Purdue
Jarquez Samuel 3-yard fumble return vs. Southern Miss |
| 2003 | Johnathan Goddard 84-yard fumble return at Kansas State
Johnathan Goddard 40-yard fumble return vs. Ohio | 2015 | George Davis 95-yard fumble return vs. Morgan State
Ty Tyler 20-yard fumble return vs. Morgan State
Ty Tyler 25-yard fumble return vs. Louisville |
| 2004 | Johnathan Goddard 27-yard fumble return at Ohio State
Johnathan Goddard 23-yard interception return at Ohio
Chris Royal 38-yard interception return vs. Central Florida
Roberto Terrell 44-yard interception return vs. Western Michigan
Willie Smith 32-yard interception return vs. Cincinnati | 2016 | Chris Jackson 72-yard interception return vs. Miami (Ohio)
Chris Jackson 15-yard fumble return vs. Old Dominion
Artis Johnson 17-yard interception return at Middle Tennessee
Nazeeh Johnson 45-yard interception return vs. Western Kentucky |
| 2005 | Matt Couch 70-yard fumble return vs. William & Mary | 2017 | Ouari Cobb 25-yard interception return at Florida International
Micah Abraham 75-yard interception return vs. Central Florida
Tavante Beckett 38-yard fumble return at Western Kentucky |
| 2006 | Shavar Greer 10-yard fumble return vs. Hofstra
C.J. Spillman 85-yard interception return vs. Memphis
Zearrick Mathews 44-yard interception return vs. Tulane
Rashad Jackson 84-yard interception return vs. Tulane | 2018 | Owen Porter 21-yard fumble return vs. Norfolk State |
| 2008 | Mario Harvey 62-yard fumble return at UAB | 2019 | Steven Gilmore 37-yard interception return at Notre Dame
Damion Barber Jr. 34-yard interception return vs. Connecticut |
| | | 2020 | |
| | | 2022 | |

Marshall special teams touchdowns in the FBS era (since 1997)

- | | |
|------|--|
| 1997 | Javonne Darling fumble recovery in the end zone of punt return vs. Eastern Michigan |
| 1998 | David Foye 11-yard return of punt blocked by George Miller at Eastern Michigan
Damone Williams 49-yard punt return vs. Ball State |
| 1999 | James Williams 93-yard kickoff return vs. Liberty |
| 2000 | Maurice Hines 60-yard punt return at Bowling Green |
| 2004 | Dennis Thornton recovery in end zone of punt blocked by Ivan Clark vs. Buffalo |
| 2005 | Chubb Small 92-yard kickoff return at Tulane |
| 2006 | James Johnson 17-yard return of punt blocked by Phillip Gamble at Kansas State |
| 2007 | Darius Marshall 91-yard kickoff return vs. UAB |
| 2009 | Andre Booker 58-yard punt return vs. Ohio |
| 2010 | Ahmed Shakoor 61-yard return of field goal attempt blocked by Johnnie Jones at Ohio State
Troy Evans 100-yard kickoff return at Southern Miss
Kevin Perry 2-yard return of punt blocked by Essray Taliaferro vs. Tulane |
| 2011 | Andre Booker 87-yard punt return at West Virginia |
| 2012 | Derek Mitchell 35-yard return of punt blocked by Jermaine Kelson at Purdue |
| 2013 | Devon Smith 77-yard punt return at Florida Atlantic |
| 2014 | Brandon Byrd recovery in end zone of punt blocked by Raheim Husky at Old Dominion
Deandre Reaves 93-yard kickoff return vs. Northern Illinois |
| 2015 | Deandre Reaves 93-yard kickoff return at Kent State
Deandre Reaves 69-yard punt return vs. Florida International
Deandre Reaves 97-yard kickoff return at Western Kentucky |
| 2016 | Keion Davis 99-yard kickoff return at North Texas |
| 2017 | Keion Davis 99-yard kickoff return vs. Miami (Ohio)
Keion Davis 97-yard kickoff return vs. Miami (Ohio) |
| 2018 | Artis Johnson 22-yard fumble return on kickoff coverage vs. North Carolina State
Brenden Knox 8-yard fumble return on kickoff coverage at Southern Miss
Brandon Drayton recovery in end zone of punt he blocked himself at Florida International |
| 2019 | Talik Keaton 67-yard punt return vs. VMI
Joseph Early 16-yard return of punt blocked by Darius Hodge at Charlotte |
| 2021 | Rasheen Ali 97-yard kickoff return at Appalachian State
Jayden Harrison 99-yard kickoff return at Florida Atlantic |
| 2022 | Dainsus Miller recovery in end zone of punt blocked by Shadeed Ahmed vs. App State |



Johnathan Goddard, 2004 All-American and Bronko Nagurski Trophy finalist, scored four defensive touchdowns for Marshall during the 2003-04 seasons.

Odds & Ends

Marshall as a Ranked Team

Since moving to Division I-A (FBS) in 1997, the Herd has faced 25 opponents as a member of the Associated Press Top 25, winning 21 times. Those game-by-game results are below:

Date	Rank	Opponent	Result
9/25/99	(21)	vs Temple	W, 34-0
10/2/99	(17)	at Miami (Ohio)	W, 32-14
10/14/99	(15)	vs Toledo	W, 38-13
10/23/99	(15)	at Buffalo	W, 59-3
10/30/99	(13)	vs Northern Illinois	W, 41-9
11/6/99	(13)	at Kent State	W, 28-16
11/13/99	(12)	at Western Michigan	W, 31-17
11/26/99	(12)	vs Ohio	W, 34-3
12/3/99	(11)	vs Western Michigan	W, 34-30
12/27/99	(11)	vs. No. 25 Brigham Young	W, 21-3
11/17/01	(24)	vs Ohio	W, 42-18
11/24/01	(20)	vs Youngstown State	W, 38-24
11/30/01	(20)	vs Toledo	L, 36-41
8/31/02	(19)	vs Appalachian State	W, 50-17
9/12/02	(16)	at No. 7 Virginia Tech	L, 21-47
10/18/14	(25)	at Florida International	W, 45-13
10/25/14	(23)	vs Florida Atlantic	W, 35-16
11/8/14	(23)	at Southern Miss	W, 63-17
11/15/14	(21)	vs Rice	W, 41-14
11/22/14	(18)	at UAB	W, 23-18
11/28/14	(19)	vs Western Kentucky	L, 66-67 (OT)
10/24/20	(22)	vs Florida Atlantic	W, 20-9
11/7/20	(16)	vs UMass	W, 51-10
11/14/20	(16)	vs Middle Tennessee	W, 42-14
12/5/20	(15)	vs Rice	L, 0-20

Marshall vs. Ranked Opponents

The following are Marshall's game-by-game results against NCAA FBS opponents ranked in the Associated Press (since 1936), UPI (1950-92), CNN (1993-96), ESPN/USA Today (1997-2004) or USA Today (since 2005) Top 25 polls since 1936.

Date	Rank	Opponent	Result
9/11/76	(20)	vs. Miami (Ohio) (AP)	W, 21-16
8/31/95	(25)	at North Carolina State (CNN)	L, 33-16
12/27/99	(25)	vs. Brigham Young (ESPN)	W, 21-3
9/9/00	(24/23)	at Michigan State (AP/ESPN)	L, 34-24
9/1/01	(1)	at Florida (AP & ESPN)	L, 49-14
9/12/02	(7)	at Virginia Tech (AP & ESPN)	L, 47-21
9/6/03	(11/12)	at Tennessee (AP/ESPN)	L, 34-24
9/20/03	(6)	at Kansas State (AP & ESPN)	W, 27-20
9/11/04	(9)	at Ohio State (AP & ESPN)	L, 24-21
9/18/04	(3)	at Georgia (AP & ESPN)	L, 13-3
10/7/05	(3)	at Virginia Tech (AP & ESPN)	L, 41-14
9/2/06	(5)	at West Virginia (AP & ESPN)	L, 42-10
9/23/06	(15)	at Tennessee (AP & ESPN)	L, 33-7
9/8/07	(3)	at West Virginia (AP & ESPN)	L, 48-23
9/6/08	(11)	at Wisconsin (AP & ESPN)	L, 51-14
9/12/09	(14/15)	at Virginia Tech (AP/ESPN)	L, 52-10
9/2/10	(2)	at Ohio State (AP & ESPN)	L, 45-7
9/10/10	(22/23)	vs West Virginia (AP/ESPN)	L, 24-21 (OT)
9/4/11	(24)	at West Virginia (AP & USA Today)	L, 34-13
9/24/11	(13/11)	vs Virginia Tech (AP/USA Today)	L, 30/10
10/22/11	(21/22)	at Houston (AP/USA Today)	L, 63-28
9/1/12	(11)	at West Virginia (AP & USA Today)	L, 69-34
9/24/16	(3/4)	vs Louisville (AP/USA Today)	L, 59-28
9/16/19	(24)	at Boise State (AP & Coaches)	L, 14-7
9/19/20	(23)	vs Appalachian State (AP & Coaches)	W, 17-7
12/18/21	(16/17)	vs Louisiana (AP/Coaches)	L, 36-21
9/10/22	(8/9)	at Notre Dame (AP/Coaches)	W, 26-21

The Last Time that Marshall ...

Shut Out An Opponent: Nov. 5, 2022 at Old Dominion (12-0)
Shut Out An Opponent in the First Half: Dec. 19, 2022 vs. Connecticut
Shut Out An Opponent in the Second Half: Nov. 19, 2022 at Georgia Southern
Held An Opponent to 0 Touchdown Passes: Dec. 19, 2022 vs. Connecticut
Held An Opponent to 0 Rushing Touchdowns: Sept. 9, 2023 at East Carolina
Allowed 60+ Points at Home: Nov. 26, 2016 vs. Western Kentucky (60)
Allowed 50-59 Points at Home: Nov. 27, 2021 vs. Western Kentucky (53)
Allowed 40+ Points in a Half: Nov. 27, 2021 vs. Western Kentucky (47)
Rushed For 300-399 Yards: Sept. 3, 2022 vs Norfolk State (380 yards on 51 attempts)
Rushed For 400+ Yards: Sept. 6, 2014 vs. Rhode Island (432 yards)
Rushed For Six Touchdowns: Sept. 4, 2021 at Navy (Rasheen Ali 4, Sheldon Evans 2)
Rushed For Seven Touchdowns: Nov. 8, 2014 at Southern Miss (Remi Watson 3, Steward Butler 2, Tony Pittman and Rakeem Cato 1)
Passed For 300-399 Yards: Oct. 29, 2022 vs. Coastal Carolina (320 yards)
Passed For 400-499 Yards: Sept. 18, 2021 vs. ECU (460)-Grant Wells: 24 of 39 for 433 yards, 1 TD and 2 INTs; Xavier Gaines: 0 of 1 for 0 yards
Passed For 500 or More Yards: Dec. 19, 2001 (576), Byron Leftwich vs. East Carolina (41 of 70 for 576 yards)
Passed For Four Touchdowns: Nov. 14, 2020 vs. Middle Tennessee (Grant Wells, 5)
Passed For Five Touchdowns: Nov. 14, 2020 vs. Middle Tennessee (Grant Wells, 5)
Passed For Six Touchdowns: Sept. 10, 2016 vs. Morgan State (Chase Litton, 6)
Passed For Seven Touchdowns: Nov. 28, 2014 vs. Western Kentucky (Rakeem Cato, 7)
Had 500-599 Yards Offense: Nov. 19, 2022 at Georgia Southern (86 plays, 529 yards)
Had 600-699 Yards Offense: Sept. 3, 2022 vs Norfolk State (81 plays, 612 yards)
Had 700 or More Yards Offense: Nov. 28, 2014 vs. Western Kentucky (82 plays for 708 yards)
Rushed and Passed for 300+ Yards: Nov. 2, 2013 vs. Southern Miss (304 rushing, 332 passing)
Scored 40+ Points in a Half: Oct. 15 at North Texas (42, First)
Scored 28+ Points in a Quarter: Sept. 3, 2022 vs Norfolk State (28, Second)
Scored 50-59 Points: Sept. 3, 2022 vs Norfolk State (55)
Scored More Than 60 Points: Sept. 10, 2016 vs. Morgan State (62)
Had 30 or More First Downs: Sept. 3, 2022 vs Norfolk State (33)
Ran 100+ Plays: Sept. 11, 2021 vs. North Carolina Central (101)
Ran Fewer Than 50 Plays: Sept. 6, 2019 at Boise State (43)
Won a Game with less than 19 minutes of Time of Possession: Sept. 4, 2021 at Navy (18:41)
Had the ball less than 19 minutes of Time of Possession: Sept. 4, 2021 at Navy (18:41)
Failed to Pass for More than 100 Yards: Dec. 19, 2022 vs. Connecticut (93)
Failed to Pass for More than 100 Yards in Back-to-Back games: Nov. 23, 2019 at Charlotte (86 yards); Nov. 30, 2019 vs. FIU (90 yards)
Failed to Rush for More Than 50 yards: Nov. 13, 2021 vs. UAB (37 yards)
Held An Opponent to Fewer Than 50 yards Rushing: Nov. 5, 2022 at Old Dominion (11 yards on 14 attempts)
Held An Opponent to Negative Yards Rushing: Nov. 17, 2018 vs. Texas-San Antonio ((-29) yards on 26 carries)
Held An Opponent to Fewer Than 100 Yards Passing: Sept. 3, 2022 vs Norfolk State (84 yards on 6-of-14 passing)
Held An Opponent to Negative Yards Passing: Nov. 26, 2005 at Memphis (1 of 8 for -3 yards)
Held An Opponent to Fewer Than 200 Yards Total Offense: Oct. 1, 2022 vs Gardner-Webb (143 yards on 51 plays)
Failed To Score a Touchdown: Nov. 5, 2022 at Old Dominion (won 12-0)
Failed To Pass For A Touchdown: Oct. 29, 2022 vs. Coastal Carolina (lost 24-14)
Failed To Rush For A Touchdown: Nov. 5, 2022 at Old Dominion (won 12-0)
Failed To Score an Offensive Touchdown: Nov. 5, 2022 at Old Dominion (won 12-0)
Did Not Punt in a Game: Sept. 5, 2020 vs. Eastern Kentucky
Averaged 50+ Yards Per Punt: Nov. 3, 2017 at Florida Atlantic (Kaare Vedvik, 52.0 on two kicks)
Returned One Kickoff For A Touchdown: Nov. 6, 2021 at Florida Atlantic (Jayden Harrison, 99 yards)
Returned Two Kickoffs For Touchdowns: Sept. 2, 2017 vs. Miami (Ohio) (Keion Davis, 99 yards and 97 yards)
Returned One (Non-Blocked) Punt For A Touchdown: Aug. 31, 2019 vs. VMI (Talix Keaton, 67 yards)
Returned One Blocked Punt For A Touchdown: Nov. 12, 2022 vs. Appalachian State (Dainsus Miller recovery in end zone of S. Ahmed block)
Returned One Blocked FG For A Touchdown: Sept. 2, 2010 at Ohio State (Ahmed Shakoor, 61 yards)
Returned One Interception For A Touchdown: Dec. 19, 2022 vs. Connecticut (Damion Barber Jr., 34 yards)
Returned Two Interceptions For Touchdowns: Sept. 6, 2015 vs. Purdue (Tiquan Lang, 30 and 55 yards)
Returned One Fumble For A Touchdown: Sept. 3, 2022 vs Norfolk State (Owen Porter, 21 yards)
Returned Two Fumbles For Touchdowns: Sept. 10, 2016 vs. Morgan State (George Davis, 95 yards and Ty Tyler, 20 yards)

The Last Time that Marshall ...

Returned a PAT for 2 points: Oct. 22, 2022 at James Madison (E.J. Jackson 85-yard returned PAT blocked by Damion Barber Jr.)

Player Had 20 or more tackles: Nov. 27, 2010 - Mario Harvey vs. Tulane (21 total tackles, 9 solo)

Blocked A Punt: Nov. 22, 2022 vs. Appalachian State (Shadeed Ahmed)

Blocked A FG: Oct. 30, 2021 vs. Florida International (T.J. Johnson)

Blocked An XP: Oct. 22, 2022 at James Madison (Damion Barber Jr.)

Scored A Safety: Oct. 18, 2019 at Florida Atlantic (Tyler Brown recorded a sack in the end zone)

One Player Rushed For 100-199 Yards: Sept. 2, 2023 vs. Albany (Rasheen Ali, 18 att., 137 yards)

Two Players Rushed For 100 or More Yards: Nov. 26, 2022 vs. Georgia State (Rasheen Ali, 16 att., 102 yards; Khalan Laborn, 11 att., 100 yards)

Three Players Rushed For 100 or More Yards: Nov. 9, 2013 vs. UAB (Steward Butler (7-39 yards) Essray Taliaferro (12-118); Kevin Grooms (8-108)

One Player Rushed For 200 or More Yards: Nov. 20, 2021 at Charlotte (Rasheen Ali-23 carries for 203 yards and 3 TDs)

One Player Rushed For Three Touchdowns: Sept. 9, 2023 at East Carolina (Rasheen Ali, 3 touchdowns)

One Player Rushed For Four Touchdowns: Sept. 4, 2021 at Navy (Rasheen Ali, 4 touchdowns)

Four or More Different Players Rushed For a Touchdown: Oct. 30, 2021 vs. FIU (Rasheen Ali 2, Sheldon Evans, Ethan Payne, Grant Wells)

One Player Had 100-199 Yards Receiving: Nov. 12, 2022 vs. Appalachian State (Charles Montgomery (5 rec., 109 yards)

One Player Had 200+ Yards Receiving: Sept. 9, 2017 at NC State (Tyre Brady-11 catches for 248 yards, TD)

Two Players Had 100+ Yards Receiving: Nov. 17, 2018 vs. Texas-San Antonio (Tyre Brady (162) and Obi Obialo (103))

Two Players Had Double-Digit Receptions: Sept. 15, 2012 vs. Ohio--Tommy Shuler (13) and Aaron Dobson (11)

One Player Had Three Touchdowns Receiving: Sept. 30, 2017 at Cincinnati (Ryan Yurachek)

Two Receivers Had Two Touchdowns Receiving: Nov. 14, 2020 vs. Middle Tennessee (Willie Johnson and Corey Gammage)

Three Receivers Had Two Touchdowns Receiving: Nov. 28, 2014 vs WKU (Davonte Allen, Hyleck Foster and Eric Frohnapfel vs. WKU)

Player Scores Rushing and Receiving Touchdowns: Nov. 30, 2019 vs. Florida International (Xavier Gaines)

Player Scores Four Touchdowns: Sept. 4, 2021 at Navy (Rasheen Ali)

Player Scores Two Two-Point Conversions: Oct. 28, 2017 vs. Florida International (Willie Johnson)

One Player Had Two Interceptions: Sept. 9, 2023 at East Carolina (Micah Abraham)

One Player Had Three Fumble Recoveries: Oct. 10, 2020 at Western Kentucky (Tavante Beckett)

Allowed 6+ sacks: Oct. 5, 2018 vs. Middle Tennessee (allowed six)

Posted 9+ sacks: Sept. 4, 2021 at Navy (9)

Posted 14+ tackles for loss: Nov. 23, 2013 at Florida International (14)

Broke Up 15+ passes: Oct. 9, 2015 vs. Southern Miss (15)

Forced 5+ turnovers: Oct. 20, 2018 vs. Florida Atlantic (5)

Committed 5+ turnovers: Oct. 2, 2021 at Middle Tennessee (6)

Threw 5+ interceptions: Dec. 5, 2020 vs. Rice (5)

Intercepted 4+ passes: Oct. 22, 2022 at James Madison (4)

Recovered 4+ fumbles: Oct. 9, 2015 vs. Southern Miss (4)

Lost 4+ fumbles: Oct. 2, 2021 at Middle Tennessee (4)

Converted 4+ fourth downs: Oct. 5, 2018 vs. Middle Tennessee (4)

Missed 5+ field goals: Nov. 7, 2015 at Middle Tennessee (5, Nick Smith-3, Amoreto Curraj-2)

Played An Overtime Game: Sept. 17, 2022 at Bowling Green (Bowling Green 34, Marshall 31)

Ranked in the College Football Playoff Poll: December 1, 2020 (No. 21)

Ranked In The Final Season Poll: Amway USA Today 2014 (No. 22), Associated Press 2014 (No. 23)

Ranked In The Top 10 Of Regular Season Poll: ESPN/USA Today and Associated Press Final Poll 1999, (No. 10)

Ranked In 11-25 Of Regular Season Poll: Associated Press (No. 15) (Nov. 29, 2020), USA Today (No. 15) (Nov. 29, 2020)

Defeated a Nationally-Ranked Opponent: Sept. 10, 2022 (won at No. 8 Notre Dame, 26-21)

The Last Time that a Marshall Opponent ...

Shut Out Marshall: Dec. 5, 2020 in Huntington, W.Va. (Rice 20, Marshall 0)

Shut Out Marshall in the first half: Sept. 2, 2023 vs. Albany

Shut Out Marshall in the second half: Dec. 5, 2020 vs. Rice

Rushed For 200-299 Yards: Nov. 6, 2021 at Florida Atlantic (47 carries for 243 yards)

Rushed For 300-399 Yards: Sept. 4, 2021 at Navy (76 carries for 337 yards)

Rushed For 400 or More Yards: Sept. 12, 2009 at Virginia Tech (53 carries for 444 yards)

Passed For 300-399 Yards: Nov. 26, 2022 vs. Georgia State (303 yards)

Passed For 400-499: Sept. 24, 2016 vs. Louisville (417 yards)

Passed For 500+ Yards: Nov. 28, 2014 vs. Western Kentucky (516 yards)

Passed For 7 Touchdowns: Oct. 22, 2011 at Houston (Case Keenum-6, Cotton Turner-1)

Passed For 8 Touchdowns: Nov. 28, 2014 vs. Western Kentucky (Brandon Doughty)

Had 500-599 Yards Total Offense: Sept. 23, 2021 at Appalachian State (93 plays for 566 yards)

Had 600-699 Yards Total Offense: Sept. 24, 2016 vs. Louisville (85 plays for 690 yards)

Had 700+ Yards Total Offense: Nov. 28, 2014 vs. Western Kentucky (86 plays for 738 yards)

Scored 50-59 Points: Nov. 27, 2021 vs. Western Kentucky (53)

Scored 60+ Points: Sept. 17, 2016 vs. Akron (65)

Had 30 or More First Downs: Sept. 23, 2021 at Appalachian State (39)

Held Marshall to fewer than 10 first downs: Sept. 6, 2019 at Boise State (9)

Held Marshall to no first downs in a half: Sept. 6, 2019 at Boise State

Held Marshall to zero or fewer total yards in a half: Sept. 6, 2019 at Boise State (0)

Recovered a Fumbled Kickoff in the end zone For A Touchdown: Toran Davis (Ohio) on Sept. 14, 2013

Returned A Kickoff For A Touchdown: Nov. 12, 2022 vs. Appalachian State (Milan Tucker, 96 yards)

Returned Two Kickoffs For A Touchdown: Oct. 27, 2012, Quincy McDuffie, UCF (97 & 98 yards)

Returned A Punt For A Touchdown: Nov. 10, 2012, Jackie Williams, UAB (79 yards)

Returned An Interception For A Touchdown: Oct. 1, 2022 vs Gardner-Webb (Ty Anderson, 45 yards)

Returned Two Interceptions For Touchdowns: Sept. 29, 2012 at Purdue (Ricardo Allen-39 yards and Josh Johnson-74 yards)

Returned A Fumble For A Touchdown: Sept. 24, 2022 at Troy (Buddha Jones, 23 yards)

Returned Two Fumbles For Touchdowns: Nov. 17, 2011 at Memphis (Kendrick Golden-36 yards and Frank Trotter-18 yards)

Blocked A Punt: Sept. 10, 2022 at Notre Dame (Bo Bauer blocked a John McConnell punt)

Returned A Blocked Punt For A Touchdown: Sept. 17, 2016, Ulysees Gilbert, Akron (30 yards)

Blocked A Field Goal: Sept. 2, 2023 (Elijah Hills blocked Rece Verhoff attempt)

Blocked An Extra Point Attempt: Sept. 8, 2018 vs. Eastern Kentucky (Leodis Moore III blocked a Justin Rohrwasser kick)

Scored A Safety: Oct. 8, 2011 at Central Florida (MU's Gator Hoskins was called for holding in the end zone)

One Player Rushed For 100-199 Yards: Sept. 9, 2023 at East Carolina (Mason Garcia, 16 att., 118 yards)

Two Players Rushed For 100 or More Yards: Nov. 23, 2019 at Charlotte (Chris Reynolds (25-145); Benny Lemay (21-100))

One Player Rushed For 200 or More Yards: Nov. 3, 2017 at Florida Atlantic (Devin Singletary rushed for 203 yards on 28 carries with 1 TD)

One Player Had Three Rushing Touchdowns: Sept. 23, 2021 at Appalachian State (Camerun Peoples)

One Player Had Double-Digit Receptions: Sept. 23, 2021 at Appalachian State (Corey Sutton, 10 catches for 127 yards, TD)

One Player Had 100 or More Yards Receiving: Nov. 26, 2022 vs. Georgia State (Jamari Thrash, 10 catches for 167 yards, 1 TD)

Two Players Had 100 or More Yards Receiving: Sept. 24, 2022 at Troy (Tez Johnson, 2 catches for 121 yards) and Jabre Barber (4 catches, 101 yds)

One Player Had Three Touchdowns Receiving: Nov. 28, 2014 vs. Western Kentucky (Tyler Higbee)

Converted 6+ Fourth Down Conversions: Nov. 20, 2021 vs. Charlotte (6-for-6)



**2023-24 Marshall Football
Game Results
All games**

Team Results

Date	Opponent		Score	Overall	Conf	Time	Attend
09/02/2023	UAlbany	W	21-17	1-0	0-0	3:14	25101
09/09/2023	at East Carolina	W	31-13	2-0	0-0	5:07	38211



2023-24 Marshall Football
Overall Team Statistics
All games

Team Statistics

	MARSH	OPP
Scoring	52	30
Points per game	26.0	15.0
Points Off Turnovers	7	7
First Downs	43	32
Rushing	14	14
Passing	22	16
Penalty	7	2
Rushing Yardage	276	252
Yards gained rushing	346	337
Yards lost rushing	70	85
Rushing attempts	64	74
Average per rush	4.3	3.4
Average per game	138.0	126.0
TDs Rushing	5	1
Passing Yardage	529	317
Comp-Att-Int	45-65-1	35-69-2
Average per pass	8.1	4.6
Average per catch	11.8	9.1
Average per game	264.5	158.5
TDs Passing	2	2
Total offense	805	569
Total plays	129	143
Average per play	6.2	4.0
Average per game	402.5	284.5
Kick returns: #-Yards	5-86	2-47
Punt returns: #-Yards	3-0	3-8
Int returns: #-Yards	2-2	1-12
Kick return average	17.2	23.5
Punt return average	0.0	2.7
Int return average	1.0	12.0
Fumbles-Lost	4-1	1-0
Penalties-Yards	9-93	16-159
Average per game	46.5	79.5
Punts-Yards	8-333	11-484
Average per punt	41.6	44.0
Net punt average	39.0	44.0
Kickoffs-Yards	10-625	8-453
Average per kick	62.5	56.6
Net kick average	40.3	37.3
Time of possession / game	27:28	32:32
3rd-down conversion	7/25	9/33
3rd-down pct	28%	27%
4rd-down conversion	2/6	4/8



**2023-24 Marshall Football
Overall Team Statistics
All games**

	MARSH	OPP
4rd-down pct	33%	50%
Sacks by-Yards	10-63	0-0
Misc Yards	0	0
Touchdowns scored	7	3
Field goals - attempts	1-3	3-5
On-Side kicks	0-0	0-0
Red-zone scores	(5-8) 63%	(4-5) 80%
Red-zone touchdowns	(4-8) 50%	(2-5) 40%
PAT-attempts	(7-7) 100%	(3-3) 100%
2-point conversion-attempts	(0-0) 0%	(0-0) 0%
Attendance	25101	38211
Games / Avg per game	1/25101	1/38211
Neutral site games	-	0/0

Score by Periods

Team	1st	2nd	3rd	4th	OT	TOT
Marshall	0	10	14	28	0	52
Opponents	0	13	17	0	0	30



2023-24 Marshall Football Combined Team Statistics All games

Team Results

Date	Opponent		Score	Att.
09/02/2023	UAlbany	W	21-17	25101
09/09/2023	at East Carolina	W	31-13	38211

Game Records

Record	Overall	Home	Away	Neutral
ALL GAMES	2-0	1-0	1-0	0-0
CONFERENCE	0-0	0-0	0-0	0-0
NON-CONFERENCE	2-0	1-0	1-0	0-0

Rushing

Player	gp	att	gain	loss	net	avg	td	lg	avg/g
Rasheen Ali	2	36	247	25	222	6.2	5	56	111.0
Cam Fancher	2	20	83	37	46	2.3	0	13	23.0
Ethan Payne	2	6	16	6	10	1.7	0	9	5.0
Team	2	2	0	2	-2	-1.0	0	0	-1.0
Total	2	64	346	70	276	4.3	5	56	138.0
Opponents	2	74	337	85	252	3.4	1	57	126.0

Passing

Player	gp	effic	comp-att-int	pct	yds	td	lg	avg/g
Cam Fancher	2	129.8	43-63-1	68.3	446	1	30	223.0
TJ McMahon	2	167.2	1-1-0	100.0	8	0	8	4.0
Charles Montgomery	2	1060	1-1-0	100.0	75	1	75	37.5
Total	2	144.7	45-65-1	69.2	529	2	75	264.5
Opponents	2	93.1	35-69-2	50.7	317	2	39	158.5

Receiving

Player	gp	no.	yds	avg	td	lg	avg/g
Cade Conley	2	9	114	12.7	0	27	57.0
Charles Montgomery	2	7	97	13.9	1	19	48.5
DeMarcus Harris	2	6	42	7.0	0	12	21.0
Jayden Harrison	2	5	65	13.0	0	29	32.5
Rasheen Ali	2	5	47	9.4	0	30	23.5
Caleb McMillan	2	4	85	21.3	1	75	42.5
Talik Keaton	2	3	35	11.7	0	20	17.5
Caleb Coombs	2	3	21	7.0	0	11	10.5
Bryan Robinson	1	2	16	8.0	0	12	16.0
Ethan Payne	2	1	7	7.0	0	7	3.5
Total	2	45	529	11.8	2	75	264.5
Opponents	2	35	317	9.1	2	39	158.5

Team Statistics

	MARSH	OPP
First Downs	43	32
Rushing	14	14
Passing	22	16
Penalty	7	2
Rushing Yardage	276	252
Rushing attempts	64	74
Average per rush	4.3	3.4
Average per game	138.0	126.0
TDs Rushing	5	1
Passing Yardage	529	317
Comp-Att-Int	45-65-1	35-69-2
Average per pass	8.1	4.6
Average per catch	11.8	9.1
Average per game	264.5	158.5
TDs Passing	2	2
Total offense	805	569
Average per play	6.2	4.0
Average per game	402.5	284.5
Kick returns: #-Yards	5-86	2-47
Punt returns: #-Yards	3-0	3-8
Int returns: #-Yards	2-2	1-12
Fumbles-Lost	4-1	1-0
Penalties-Yards	9-93	16-159
Punts-Avg	8-41.6	11-44.0
Time of possession / game	27:28	32:32
3rd-down conversion	7/25	9/33
4rd-down conversion	2/6	4/8
PAT-attempts	(7-7) 100%	(3-3) 100%
2-point conversion-attempts	(0-0) 0%	(0-0) 0%

Interceptions

Player	no.	yds	avg	td	lg
Micah Abraham	2	2	1.0	0	2
Total	2	2	1.0	0	2
Opponents	1	12	12.0	0	12



2023-24 Marshall Football
Combined Team Statistics
All games

Field Goals

Player	fg	pct.	01-19	20-29	30-39	40-49	50-99	lg	blk
Kameron Lake	1-2	50.0	0-0	1-1	0-1	0-0	0-0	20	0
Rece Verhoff	0-1	0.0	0-0	0-0	0-1	0-0	0-0	0	1
Opponents	3-5	60.0	0-0	0-0	2-3	1-2	0-0	46	0

Punting

Player	no.	yds	avg	lg	tb	fc	i20	50+	blk
John McConnell	8	333	41.6	62	1	4	3	1	0
Total	8	333	41.6	62	1	4	3	1	0
Opponents	11	484	44.0	57	0	2	1	2	0

Scoring

Player	td	fg	PAT					dpx	saf	pts
			kick	rush	rcv	pass	pass			
Rasheen Ali	5	-	-	-	-	-	-	-	30	
Kameron Lake	-	1-2	4-4	-	-	-	-	-	7	
Caleb McMillan	1	-	-	-	-	-	-	-	6	
Charles Montgomery	1	-	-	-	-	-	-	-	6	
Rece Verhoff	-	0-1	3-3	-	-	-	-	-	3	
Total	7	1-3	7-7	0	0	0	0	0	52	
Opponents	3	3-5	3-3	0	0	0	0	0	30	

Punt Returns

Player	no.	yds	avg	td	lg
Talik Keaton	2	-2	-1.0	0	0
Mason Pierce	1	2	2.0	0	2
Total	3	0	0.0	0	2
Opponents	3	8	2.7	0	8

Kick Returns

Player	no.	yds	avg	td	lg
Jayden Harrison	3	66	22.0	0	28
Maurice Jones	1	14	14.0	0	14
Sean Sallis	1	6	6.0	0	6
Total	5	86	17.2	0	28
Opponents	2	47	23.5	0	24

Score by Periods

Team	1st	2nd	3rd	4th	OT	TOT
Marshall	0	10	14	28	0	52
Opponents	0	13	17	0	0	30

All Purpose

Player	g	rush	rcv	pr	kr	ir	total	avg/g
Rasheen Ali	2	222	47	0	0	0	269	134.5
Jayden Harrison	2	0	65	0	66	0	131	65.5
Cade Conley	2	0	114	0	0	0	114	57.0
Charles Montgomery	2	0	97	0	0	0	97	48.5
Caleb McMillan	2	0	85	0	0	0	85	42.5
Cam Fancher	2	46	0	0	0	0	46	23.0
DeMarcus Harris	2	0	42	0	0	0	42	21.0
Talik Keaton	2	0	35	-2	0	0	33	16.5
Caleb Coombs	2	0	21	0	0	0	21	10.5
Ethan Payne	2	10	7	0	0	0	17	8.5
Bryan Robinson	1	0	16	0	0	0	16	16.0
Maurice Jones	1	0	0	0	14	0	14	14.0
Sean Sallis	2	0	0	0	6	0	6	3.0
Mason Pierce	1	0	0	2	0	0	2	2.0
Micah Abraham	2	0	0	0	0	2	2	1.0
Total	2	276	529	0	86	2	893	446.5
Opponents	2	252	317	8	47	12	636	318.0

Total Offense

Player	g	plays	rush	pass	total	avg/g
Cam Fancher	2	83	46	446	492	246.0
Rasheen Ali	2	36	222	0	222	111.0
Charles Montgomery	2	1	0	75	75	37.5
Ethan Payne	2	6	10	0	10	5.0
TJ McMahon	2	1	0	8	8	4.0
Total	2	129	276	529	805	402.5
Opponents	2	143	252	317	569	284.5

Team Defense

##	Player	gp	Tackles				Sacks	Pass defense		Fumbles		blkd	
			ua	a	tot	tfl/yds		no-yds	int-yds	brup	qbh	fr-yds	ff



2023-24 Marshall Football
Combined Team Statistics
All games

##	Player	gp	Tackles				Sacks	Pass defense			Fumbles		blkd	
			ua	a	tot	tfl/yds		no-yds	int-yds	brup	qbh	fr-yds	ff	kick
11	J.J. Roberts	2	9	8	17	1
55	Owen Porter	2	8	8	16	4.5-15	1-4	.	.	5	.	1	.	.
24	Eli Neal	2	5	9	14	1.5-12	0.5-4	.	.	1
13	Daytione Smith	2	7	4	11	1-5	1-5	.	1
25	J'Coryan Anderson	2	3	7	10	1.5-8	1-8	.	.	2
14	Stephen Dix, Jr.	2	4	6	10	1-2
44	KeSean Brown	2	2	7	9	0.5-1	.	.	.	1
0	Sam Burton	2	3	6	9	3.5-30	3.5-30	.	.	3
1	Josh Moten	2	5	4	9
5	TyQaze Leggs	2	1	6	7	1-10	1-10	.	.	1
2	Elijah Alston	2	3	4	7	2-3	1-1	.	.	2
99	Isaiah Gibson	2	.	5	5	1-1	0.5-1	.	.	2
10	Jacobie Henderson	2	5	.	5	.	.	.	1
88	Brandon McElroy	2	1	3	4	1.5-1	0.5-0
54	Kylen McCracken	2	1	2	3	1
6	Micah Abraham	2	1	2	3	.	.	2-2	1
22	Kerion Martin	2	2	1	3
15	Mike Green	2	.	2	2	1
23	Jahsen Wint	2	.	2	2	0.5-0	.	.	.	1
2	Jayden Harrison	2	1	.	1
7	Chris Thomas Jr.	1	.	1	1	0.5-1
98	Jalil Rivera-Harvey	2	1	.	1
26	DeMarcus McElroy	1	.	1	1
19	D'Yoni Hill	2	1	.	1
30	Jaden Yates	1	1	.	1
90	Rece Verhoff	2
Totals		2	64	88	152	20-89	10-63	2-2	3	21	0-0	1	0	0
Opponents		2	62	74	136	13-55	0-0	1-12	6	2	1-0	2	1	0



**2023-24 Marshall Football
Games Played
All games**

##	Player	GP-GS	ANY	ECU
0	Sam Burton	2/1	XXX	START
0	Cam Pedro	0/0
1	Talik Keaton	2/0	XXX	XXX
1	Josh Moten	2/2	START	START
2	Jayden Harrison	2/0	XXX	XXX
2	Elijah Alston	2/1	START	XXX
3	Mason Pierce	1/0	...	XXX
3	Ishmael Ibraheem	1/0	...	XXX
4	Jadarius Green-McKnight	1/0	...	XXX
4	DeMarcus Harris	2/2	START	START
5	TyQaze Leggs	2/2	START	START
5	Caleb McMillan	2/1	XXX	START
6	Darryle Simmons	2/0	XXX	XXX
6	Micah Abraham	2/2	START	START
7	Chris Thomas Jr.	1/0	...	XXX
7	Caleb Coombs	2/0	XXX	XXX
8	Tah MacBright	0/0
8	Colin Parachek	0/0
9	Bryan Robinson	1/1	START	...
9	Landyn Watson	1/0	...	XXX
10	Charles Montgomery	2/2	START	START
10	Jacobie Henderson	2/2	START	START
11	J.J. Roberts	2/2	START	START
11	Chase Harrison	0/0
12	Gabriel Grubbs	0/0
12	Cole Pennington	0/0
13	Daytione Smith	2/2	START	START
13	TJ McMahan	2/0	XXX	XXX
14	Stephen Dix, Jr.	2/0	XXX	XXX
14	Cam Fancher	2/2	START	START
15	Mike Green	2/0	XXX	XXX
15	Antonio Robinson	0/0
16	Ishmael Roy	1/0	...	XXX
16	Elijah Russell	0/0
17	Leon Hart	0/0
17	Jack Scheirholz	0/0
18	AG McGhee	2/0	XXX	XXX
18	Gerald Campbell	0/0
19	D'Yoni Hill	2/0	XXX	XXX
19	Sean Reese	0/0
20	Myles Bell	0/0
21	Jabarrek Hopkins	0/0
21	Antwan Roberts	0/0
22	Kerion Martin	2/0	XXX	XXX
22	Rasheen Ali	2/2	START	START
23	Justin Haggerty	0/0
23	Jahsen Wint	2/0	XXX	XXX
24	Eli Neal	2/2	START	START
24	Randy Young	0/0
25	J'Coryan Anderson	2/2	START	START
25	A.J. Turner	0/0
26	DeMarcus McElroy	1/0	XXX	...
26	Caleb Clark-Glover	0/0
27	Maurice Jones	1/0	...	XXX
27	Marc Viechec	0/0
28	Ethan Payne	2/0	XXX	XXX
28	Ryan Sissel	0/0
28	Joshua Valdez-Alaniz	0/0
29	Caleb Horton	0/0
29	C.J. Fazio	0/0



2023-24 Marshall Football
Games Played
All games

##	Player	GP-GS	ANY	ECU
30	Antonio Turner	0/0
30	Jaden Yates	1/0	...	XXX
31	Joshua McTier	0/0
32	Jason Haggerty	0/0
34	Mathias Haygood	0/0
35	Jackson Marshall	0/0
36	C.J. Davis	0/0
37	Jacob Pinkney	0/0
38	K.J. Jones	0/0
39	Mason Mitchell	0/0
40	Beau Blankenship	0/0
40	Joe Murray	2/0	XXX	XXX
41	Ahmere Foster	1/0	...	XXX
41	Logan Howell	0/0
42	Ian Foster	0/0
43	Harshan Sachdeva	0/0
43	Will Petit	1/0	XXX	...
44	KeSean Brown	2/0	XXX	XXX
45	John McConnell	2/0	XXX	XXX
45	TaShawn Jeter	0/0
47	Matthew Bosset	2/0	XXX	XXX
48	Jayven Hall	0/0
48	Dominic Konopka	2/0	XXX	XXX
49	Drew Petit	0/0
50	Ben Tshita	0/0
50	Caden Dotson	0/0
51	Lloyd Willis	2/0	XXX	XXX
52	Ethan Driskell	2/2	START	START
52	Mikailin Warren	0/0
53	Trent Fraley	0/0
54	Kylen McCracken	2/0	XXX	XXX
54	Shawn Rouse	0/0
55	Owen Porter	2/2	START	START
55	Trent Holler	2/2	START	START
57	Eric Meeks	1/0	...	XXX
58	Altrique Barlow	2/2	START	START
58	Braydin Ward	0/0
62	Charlie Veltri	0/0
63	Ayden Conley	0/0
65	Logan Osburn	2/2	START	START
66	Gauge Samson	0/0
67	Caden Johnson	0/0
68	Dalton Tucker	2/2	START	START
70	Jalen Slappy	2/0	XXX	XXX
73	Chinazo Obobi	0/0
74	Chris Bradberry	0/0
76	Tarig Montgomery	2/0	XXX	XXX
77	Isaac Clary	0/0
80	Luke Soto	2/0	XXX	XXX
81	Toby Payne	0/0
82	Sean Sallis	2/0	XXX	XXX
83	Cade Conley	2/2	START	START
84	Antwaan Mays	0/0
85	Tracy Stephens	0/0
86	Chris Mottillo	2/0	XXX	XXX
88	Rahmod Smith	0/0
88	Brandon McElroy	2/0	XXX	XXX
89	Marcus Velez	0/0
90	Rece Verhoff	2/0	XXX	XXX
93	Jabari Ishmael	1/0	XXX	...



**2023-24 Marshall Football
Games Played
All games**

##	Player	GP-GS	ANY	ECU
93	Nathan Totten	0/0
97	Marco Peery	0/0
98	Jalil Rivera-Harvey	2/0	XXX	XXX
98	Alec Clark	0/0
99	Kameron Lake	1/0	...	XXX
99	Isaiah Gibson	2/2	START	START