

WAGNER COLLEGE FOOTBALL




2023 RECORD BOOK





Roster And Coaches





ALBANY (ALBANY ST.) (2-11-0) 1985..... 0-15 1991..... 19-29 1999..... 21-37 2000..... 38-30 2001..... 30-35 2002..... 14-35 2003..... 7-28 2004..... 27-35 2005..... 10-38 2006..... 0-34 2007..... 10-24 2008..... 11-30 2009..... 28-41 2010..... 14-24 2012..... 30-0	BUFFALO STATE (1-0-0) 1981..... 59-7 UNIV. BUFFALO (1-1-0) 1987..... 20-0 2021..... 7-69 BRYANT (5-8-0) 2008..... 14-24 2009..... 2-6 2010..... 29-21 2012..... 31-21 2013..... 28-47 2014..... 23-20 2015..... 10-40 2016..... 20-28 2017..... 16-31 2018..... 52-36 2019..... 10-14 2021 Spring..... 7-27 2021 Fall..... 10-31 BYU (0-1-0) 2015..... 6-70 CAMPBELL (0-1-0) 2018..... 3-49 C.W. POST (7-17-0) 1963..... 15-21 1964..... 7-6 1965..... 2-14 1966..... 16-23 1969..... 7-14 1970..... 7-23 1971..... 15-21 1972..... 0-17 1973..... 16-28 1974..... 7-24 1975..... 14-17 1976..... 0-31 1977..... 0-43 1978..... 13-51 1987..... 46-29 1988..... 22-20 1989..... 16-31 1990..... 12-35 1991..... 26-13 1992..... 28-26 1993..... 27-21 1994..... 17-21 1996..... 6-24 1997..... 13-12 C.C.N.Y. (3-3-1) 1927..... 6-0 1928..... 13-24 1946..... 6-12 1947..... 6-12 1948..... 19-19 1949..... 28-6 1950..... 14-0 CENT. CONN. ST. (NEW BRITAIN) (16-16-0) 1937..... 0-32 1938..... 6-0 1939..... 0-39 1940..... 12-15 1941..... 20-18 1993..... 22-15 1994..... 28-21 1995..... 40-35 1996..... 41-49 1997..... 34-23 1998..... 21-17 1999..... 35-16 2000..... 24-7 2001..... 24-17(2ot) 2002..... 17-24 2003..... 39-16 2004..... 21-28(ot) 2005..... 34-38 2006..... 6-27 2007..... 13-21	2008..... 10-35 2009..... 32-27 2010..... 20-38 2012..... 31-13 2013..... 17-52 2014..... 20-10 2015..... 28-7 2016..... 25-21 2017..... 35-51 (40T) 2018..... 24-49 2019..... 13-27 2021..... 19-21 2022..... 7-34 COLGATE (1-0-0) 2012..... 31-20 COLUMBIA (0-4-0) 2015..... 3-26 2016..... 13-15 2017..... 14-17 2022..... 7-28 CONCORDIA (1-0-0) 2016..... 38-0 CONN. JR. (2-0-0) 1929..... 38-0 1930..... 2-0 COOPER UNION (3-3-0) 1927..... 7-24 1928..... 0-19 1929..... 7-13 1930..... 18-12 1931..... 6-0 1932..... 32-0 CORTLAND ST. (1-1-0) 1984..... 27-17 1985..... 23-28 UNIV. OF D.C. (3-0-0) 1982..... 35-17 1983..... 49-20 1988..... 61-14 CORNELL (1-1-0) 1999..... 14-31 2010..... W 41-7 DAVIDSON (1-0-0) 1989..... 35-11 DAYTON (1-0-0) 1987..... 19-3 DELAWARE (0-1) 2013..... 9-49 DELAWARE ST. (0-1) 2021..... 27-33 DELAWARE VALLEY (4-0-0) 1989..... 28-13 1990..... 34-13 1991..... 40-30 1992..... 12-0 DICKINSON (3-2-0) 1956..... 0-3 1958..... 18-20 1959..... 28-15 1960..... 47-6 1961..... 18-13 DREXEL	(2-1-0) 1964..... 21-0 1965..... 21-23 1972..... 9-7 DUQUESNE (5-12-0) 1992..... 31-6 1993..... 27-24 1995..... 20-44 2008..... 0-14 2009..... 23-17 2010..... 20-21 2012..... 23-17 2013..... 7-34 2014..... 23-13 2015..... 17-35 2016..... 20-28S 2017..... 0-38 2018..... 30-47 2019..... 24-28 2021 Spring..... 0-17 2021 Fall..... 0-44 2022..... 0-33 EAST STROUDSBURG (0-1) 2019..... 14-24 EASTERN WASH (0-1-0) 2012..... 19-29 EMORY & HENRY (1-0-0) 1987..... 20-15 FDU-MADISON (4-0-0) 1983..... 44-25 1984..... 31-6 1985..... 19-0 1986..... 37-0 FERRUM (0-1-0) 1988..... 13-40 FAU (0-2-0) 2012..... 3-7 2019..... 7-42 FIU (0-1-0) 2014..... 3-34 FORDHAM (8-5-0) 1974..... 20-13 1975..... 24-0 1976..... 7-19 1977..... 9-52 1978..... 19-30 1979..... 18-17 1980..... 56-23 1981..... 39-0 1983..... 56-7 1984..... 24-21 1987..... 21-0 2021..... 7-56 2022..... 31-48 FRANKLIN & MARSHALL (1-0-0) 1986..... 40-28 GEORGETOWN (3-2-0) 2000..... 21-28 2010..... 22-16 2012..... 10-13 2013..... 28-21 2014..... 21-3 GETTYSBURG (6-2-0) 1970..... 0-16 1971..... 16-21 1972..... 18-7 1973..... 14-10 1974..... 20-7	1975..... 14-7 1976..... 7-0 1977..... 7-3 GLENNVILLE STATE (1-0-0) 1989..... 48-0 GROVE CITY (0-1-0) 1957..... 13-14 HAMILTON (8-8-0) 1947..... 7-13 1952..... 20-33 1953..... 7-6 1954..... 6-25 1955..... 7-48 1956..... 7-33 1957..... 7-38 1958..... 13-20 1959..... 22-7 1960..... 26-8 1961..... 48-20 1962..... 26-8 1963..... 25-8 1964..... 41-8 1965..... 13-7 1984..... 20-27 HARTWICK (4-2-1) 1930..... 19-7 1931..... 13-0 1935..... 0-0 1946..... 0-34 1947..... 27-6 1948..... 12-25 1949..... 36-6 HAVERFORD (7-5-0) 1952..... 18-13 1953..... 6-14 1954..... 6-14 1955..... 6-7 1956..... 7-33 1957..... 7-19 1958..... 15-14 1959..... 27-8 1960..... 36-0 1961..... 34-6 1962..... 25-0 1963..... 51-6 HOBART (2-4-0) 1954..... 6-40 1955..... 7-14 1976..... 13-31 1977..... 14-35 1978..... 13-8 1979..... 19-11 HOFSTRA (14-13-1) 1938..... 13-37 1947..... 0-34 1948..... 13-13 1949..... 19-6 1950..... 20-19 1951..... 0-34 1952..... 7-55 1968..... 7-26 1969..... 14-12 1972..... 10-7 1973..... 13-24 1974..... 41-7 1975..... 31-14 1976..... 21-0 1977..... 7-27 1978..... 21-17 1979..... 14-33 1980..... 38-17 1981..... 35-14 1982..... 20-13 1983..... 0-19 1984..... 8-17 1985..... 20-10 1986..... 28-21 1987..... 28-35	1988..... 30-24 1989..... 24-42 1990..... 6-54 HOLY CROSS (1-0-0) 2012..... 31-30 IONA (17-2-0) 1979..... 28-0 1980..... 27-0 1981..... 62-7 1982..... 37-13 1991..... 24-15 1992..... 27-20 1993..... 23-30 1993..... 32-0 1994..... 39-22 1995..... 42-0 1996..... 27-0 1997..... 33-0 2002..... 34-0 2003..... 34-17 2004..... 27-14 2005..... 14-0 2006..... 7-3 2007..... 14-17 (OT) 2008..... 45-28 ITHACA (0-2-0) 1980..... 13-41 1988 (ot)..... 31-34 JACKSONVILLE (3-1-0) 1998..... 62-44 2000..... 22-31 2002..... 42-7 2007..... 41-27 JUNIATA (0-2-0) 1929..... 0-12 1930..... 0-52 KEAN (4-0-0) 1981..... 13-10 1982..... 42-0 1983..... 41-7 1984..... 40-13 LAFAYETTE (0-4-0) 1976..... 21-44 1979..... 3-21 2014..... 23-35 2015..... 24-35 LA SALLE (6-0-0) 2002..... 42-7 2003..... 10-6 2004..... 35-28 2005..... 41-27 2006..... 38-15 2007..... 28-0 LEHIGH (1-0-0) 2017..... 37-20 LONG ISLAND (3-2-0) 1928..... 7-0 1929..... 0-37 2019..... 24-14 2021..... 14-28 2022..... 37-26 LOWELL TEXTILE (3-1-0) 1933..... 0-51 1941..... 7-6 1946..... 20-7 1947..... 7-6 LYCOMING
---	---	---	--	---	--



SERIES RECORD BOOK

MARIST (8-7-0) 1992.....42-7 1993.....22-6 1994.....30-8 1996.....27-28 1997.....0-21 1998.....17-14 1999.....17-20 2000.....31-34 2002.....16-31 2003.....13-24 2004.....28-13 2005.....21-38 2006.....38-7 2007.....24-14 2008.....21-14	1953.....19-34 1954.....0-34 1955.....0-47 1956.....0-26 1957.....14-32 1958.....6-34 1959.....42-8 1960.....13-0 1963.....20-6 1964.....20-7 1965.....19-7 1966.....0-0 1967.....20-0 1968.....20-6 1969.....24-0 1970.....13-17 1971.....20-14	1964.....20-7 1965.....19-7 1966.....0-0 1967.....20-0 1968.....20-6 1969.....24-0 1970.....13-17 1971.....20-14	2003.....28-31 2004.....20-17 2005.....30-38 2006.....10-14 2007.....20-13 2008.....3-35 2009.....10-37 2010.....9-30 2012.....23-13 2013.....13-17 2014.....20-0 2015.....6-9 2016.....40-5 2017.....27-7 2018.....41-7 2019.....13-21	1980.....28-0 1981.....45-7	(7-0-0) 1994.....42-3 1995.....28-24 1996.....41-12 1997.....42-14 1998.....34-7 2005.....52-25 2006.....34-0
MASS. ST. (0-1-0) 1931.....0-76	MUHLENBERG (0-1-0) 1930.....0-32	N.Y. AGGIES (3-8-1) 1927.....6-44 1928.....0-0 1929.....13-25 1930.....0-13 1931.....20-0 1934.....0-13 1935.....7-14 1936.....7-17 1937.....14-44 1938.....27-0 1939.....0-13 1940.....20-0	NEW HAVEN (1-0-0) 1982.....34-7	SIENA (1-0-0) 2003.....34-6	STONEHILL (0-3-0) 2008.....13-14 2009.....42-45 2022.....10-50
MERRIMACK (0-3) 2013.....41-42 2021.....26-35 2022.....17-54	NEW HAVEN (1-0-0) 1982.....34-7	NEW PALTZ (0-0-2) 1935.....0-0 1936.....6-6	NEW PALTZ (0-0-2) 1935.....0-0 1936.....6-6	SPRINGFIELD (10-10-0) 1964.....12-7 1965.....13-20 1966.....7-25 1967.....23-7 1968.....7-28 1969.....8-17 1970.....26-17 1971.....17-12 1972.....21-17 1973.....14-6 1974.....34-7 1975.....19-3 1976.....6-29 1977.....6-29 1978.....26-40 1979.....7-32 1980.....10-27 1981.....16-10 1982.....16-14 1994.....7-33	STONY BROOK (9-6-0) 1985.....26-10 1995.....28-27 1996.....27-20 1997.....10-0 1998.....14-13 1999.....24-12 2000.....35-9 2001.....30-52 2002.....17-14 2003.....21-28 2004.....21-13 2005.....10-28 2006.....9-45 2017.....10-38 2019.....10-26
MONMOUTH (9-15-0) 1993.....13-7 1994.....14-22 1995.....21-20 1996.....10-23 1997.....7-51 1998.....20-48 1999.....35-3 2000.....14-7 2001.....15-23 2002.....7-6 2003.....0-24 2004.....7-14 2005.....26-20 2006.....7-28 2007.....45-16 2008.....17-31 2009.....27-24 2010.....31-20 2012.....17-38 2013.....6-23 2014.....16-21 2015.....16-31 2016.....47-54 2019.....16-14	N.Y. AGGIES (3-8-1) 1927.....6-44 1928.....0-0 1929.....13-25 1930.....0-13 1931.....20-0 1934.....0-13 1935.....7-14 1936.....7-17 1937.....14-44 1938.....27-0 1939.....0-13 1940.....20-0	N. Y. TECH (1-0-0) 1983.....35-6	N. Y. TECH (1-0-0) 1983.....35-6	ST. FRANCIS-NY (1-1-1) 1932.....0-0 1934.....6-0 1935.....6-24	SUSQUEHANNA (12-13-0) 1930.....7-27 1932.....0-26 1946.....6-27 1968.....34-8 1969.....10-0 1970.....39-9 1971.....14-29 1973.....35-6 1974.....40-7 1975.....15-12
MONMOUTH STATE (0-1-0) 2018.....24-47	N. Y. TECH (1-0-0) 1983.....35-6	NEWPORT NEWS (4-1-0) 1988.....42-10 1989.....31-7 1990.....56-14 1991.....19-32 1992.....20-17	NEWPORT NEWS (4-1-0) 1988.....42-10 1989.....31-7 1990.....56-14 1991.....19-32 1992.....20-17	ST. FRANCIS-PA (21-8-0) 1992.....18-21 1992.....48-6 1993.....31-21 1994.....35-13 1995.....38-21 1996.....24-6 1997.....42-6 1998.....45-14 1999.....45-13 2000.....35-6 2001.....38-7 2002.....7-0 2003.....24-16 2004.....17-14 2005.....23-21 2006.....14-35 2007.....20-23 2008.....17-13 2009.....56-48 (3-ot) 2010.....22-14 2012.....31-21 2013.....10-7 2014.....46-39 2015.....14-43 2016.....31-24 2017.....6-31 2018.....23-22 2019.....8-42 2021.....24-39 2022.....7-27	SYRACUSE (0-3) 2013.....0-54 2018.....10-62 2022.....0-59
MONTCLAIR ST. (8-10-4) 1929.....6-7 1930.....14-0 1931.....6-25 1932.....14-0 1934.....0-18 1935.....0-36 1941.....13-27 1974.....20-20 1975.....0-0 1978.....6-16 1979.....9-21 1980.....12-10 1981.....0-28 1982.....40-40 1983.....20-20 1984.....6-24 1985.....20-16 1986.....14-28 1987.....24-17 1988.....51-21 1990.....22-13 1991.....26-14	NORTH DAKOTA ST. (0-1) 2009.....29-58	PACE (5-1-0) 1980.....45-0 1981.....21-20 1986.....29-36 1987.....59-7 1992.....48-6 1993.....47-10	PACE (5-1-0) 1980.....45-0 1981.....21-20 1986.....29-36 1987.....59-7 1992.....48-6 1993.....47-10	TEMPLE (0-1) 2021.....7-41	UCONN (0-1) 2019.....21-24
MORAVIAN (9-11-2) 1931.....0-14 1932.....0-0 1949.....18-26 1950.....14-46 1952.....6-25	PANZER (6-4-0) 1934.....0-6 1935.....0-6 1936.....0-20 1937.....7-14 1938.....12-7 1939.....14-6 1941.....14-0 1947.....12-7 1948.....14-12	PANZER (6-4-0) 1934.....0-6 1935.....0-6 1936.....0-20 1937.....7-14 1938.....12-7 1939.....14-6 1941.....14-0 1947.....12-7 1948.....14-12	PANZER (6-4-0) 1934.....0-6 1935.....0-6 1936.....0-20 1937.....7-14 1938.....12-7 1939.....14-6 1941.....14-0 1947.....12-7 1948.....14-12	ST. JOHN'S (11-2-0) 1982.....48-7 1983.....29-35 1983.....48-7 1984.....35-12 1985.....52-28 1986.....35-7 1987.....30-14 1988.....31-14 1992.....27-0 1993.....34-9 1994.....14-34 1999.....35-3 2001.....34-7	URSINUS (9-7-0) 1948.....23-6 1949.....34-6 1950.....6-25 1951.....12-13 1952.....7-12 1953.....6-14 1954.....7-34 1955.....6-14 1956.....12-19 1957.....13-0 1958.....26-6 1959.....32-8 1960.....49-20 1961.....20-12 1962.....14-8 1963.....25-0
	PANZER (6-4-0) 1934.....0-6 1935.....0-6 1936.....0-20 1937.....7-14 1938.....12-7 1939.....14-6 1941.....14-0 1947.....12-7 1948.....14-12	RAMAPO (2-2-0) 1985.....57-6 1986.....41-3 1990.....14-31 1991.....9-21	RAMAPO (2-2-0) 1985.....57-6 1986.....41-3 1990.....14-31 1991.....9-21	ST. LAWRENCE (1-3-0) 1936.....0-82 1978.....12-35 1980.....21-7 1982.....34-43	VALPARAISO (0-1-1) 1970.....14-14 1971.....18-34
	PANZER (6-4-0) 1934.....0-6 1935.....0-6 1936.....0-20 1937.....7-14 1938.....12-7 1939.....14-6 1941.....14-0 1947.....12-7 1948.....14-12	RICE (0-1-0) 2015.....16-56	RICE (0-1-0) 2015.....16-56	WEST CHESTER (0-1-0) 1986.....0-32	WESTERN CONNECTICUT (3-0-0) 1986.....31-9
	PANZER (6-4-0) 1934.....0-6 1935.....0-6 1936.....0-20 1937.....7-14 1938.....12-7 1939.....14-6 1941.....14-0 1947.....12-7 1948.....14-12	ROBERT MORRIS (10-15-0) 1994.....38-21 1995.....16-18 1996.....38-35 1997.....9-21 1998.....17-42 1999.....21-23 2000.....31-38 (ot) 2001.....30-49 2002.....29-0	ROBERT MORRIS (10-15-0) 1994.....38-21 1995.....16-18 1996.....38-35 1997.....9-21 1998.....17-42 1999.....21-23 2000.....31-38 (ot) 2001.....30-49 2002.....29-0	SETON HALL (5-2-0) 1975.....42-0 1976.....6-7 1977.....20-0 1978.....24-27 1979.....19-14	
	PANZER (6-4-0) 1934.....0-6 1935.....0-6 1936.....0-20 1937.....7-14 1938.....12-7 1939.....14-6 1941.....14-0 1947.....12-7 1948.....14-12	SACRED HEART (10-13-0) 1998.....40-8 1999.....33-0 2000.....20-22 2001.....24-45 2002.....7-10 (ot) 2003.....24-16 2004.....24-30(2ot) 2005.....26-21 2006.....17-25 2007.....18-15 2008.....20-42 2009.....49-28 2010.....22-38 2012.....12-3 2013.....23-20 2014.....7-23 2015.....17-45 2016.....45-20 2017.....28-15 2018.....14-41 2019.....7-41 2021.....0-27 2022.....28-38	SACRED HEART (10-13-0) 1998.....40-8 1999.....33-0 2000.....20-22 2001.....24-45 2002.....7-10 (ot) 2003.....24-16 2004.....24-30(2ot) 2005.....26-21 2006.....17-25 2007.....18-15 2008.....20-42 2009.....49-28 2010.....22-38 2012.....12-3 2013.....23-20 2014.....7-23 2015.....17-45 2016.....45-20 2017.....28-15 2018.....14-41 2019.....7-41 2021.....0-27 2022.....28-38	SALISBURY ST. (2-0-0) 1990.....23-6 1991.....38-31	
	PANZER (6-4-0) 1934.....0-6 1935.....0-6 1936.....0-20 1937.....7-14 1938.....12-7 1939.....14-6 1941.....14-0 1947.....12-7 1948.....14-12	SAN DIEGO (1-7-0) 1993.....14-44 1994.....35-45 1995.....20-17 1997.....29-52 1998.....30-42 1999.....12-31 2001.....24-41 2004.....14-35	SAN DIEGO (1-7-0) 1993.....14-44 1994.....35-45 1995.....20-17 1997.....29-52 1998.....30-42 1999.....12-31 2001.....24-41 2004.....14-35		



1987 27-3
2007 20-7

WESTERN MARYLAND
(3-1-0)
1964 34-16
1965 7-0
1966 13-19
1967 25-8

WESTERN MICHIGAN
(0-1-0)
2017 34-16

WIDENER
(PENN MILITARY)
(2-10-0)
1950 8-33
1951 0-13
1954 12-21
1955 14-38
1956 7-14
1957 12-14
1958 8-13
1959 12-20
1960 25-20
1961 0-14
1962 8-15
1963 27-0

WILKES
(0-1-0)
1962 6-12

WILLIAM PATERSON
(5-2-0)
1985 41-6
1986 27-0
1987 14-0
1988 31-10
1989 21-10
1990 12-15
1991 13-21

WISCONSIN-PLAT-
TEVILLE
(0-1-0)
1989 17-35

WITTENBERG
(0-2-0)
1968 7-45
1969 0-56



Date	Opponent	Rushing				Receiving				Passing				Kick Returns				Punt Returns				tot off		
		no.	yds	td	lg	no.	yds	td	lg	cmp	att	int	yds	td	lg	no.	yds	td	lg	no.	yds		td	lg
09/01/2022	Fordham	31	76	1	30	14	224	2	55	14	34	2	224	2	55	4	133	0	63	1	-4	0	0	300
09/10/2022	at Rutgers	31	19	0	9	12	126	1	26	12	23	2	126	1	26	0	0	0	0	0	0	0	0	145
09/17/2022	Saint Francis (PA)	41	98	0	20	12	134	1	36	12	27	0	134	1	36	2	39	0	21	0	0	0	0	232
10/01/2022	at Syracuse	32	31	0	11	2	19	0	15	2	6	1	19	0	15	2	34	0	18	0	0	0	0	50
10/08/2022	at Columbia	22	36	0	11	23	296	1	57	23	44	2	296	1	57	5	95	0	25	0	0	0	0	332
10/15/2022	at Merrimack	30	49	2	12	21	229	0	54	21	30	0	229	0	54	5	110	0	33	0	0	0	0	278
10/21/2022	LIU	38	137	2	22	20	164	1	29	20	29	1	164	1	29	4	84	0	30	0	0	0	0	301
10/29/2022	at Central Conn. St.	14	32	0	24	22	218	1	49	22	46	0	218	1	49	4	74	0	28	0	0	0	0	250
11/05/2022	at Stonehill	40	150	0	18	16	141	1	24	16	28	1	141	1	24	7	156	0	41	1	-5	0	0	291
11/12/2022	Sacred Heart	29	75	0	32	17	247	3	71	17	39	2	247	3	71	6	76	0	26	1	11	0	11	322
11/19/2022	at Duquesne	40	43	0	13	9	121	0	31	9	28	2	121	0	31	3	62	0	32	1	8	0	8	164
Wagner		348	746	5	32	168	1919	11	71	168	334	13	1919	11	71	42	863	0	63	4	10	0	11	2665
Opponents		501	2896	37	90	185	2439	23	69	185	297	9	2439	23	69	22	492	1	79	17	108	0	22	5335

Wagner Averages

Games	Avg/ rush	Avg/ catch	Pass effic	KR avg	PR avg	All purpose avg/game	Total offense avg/game
11	2.1	11.4	101.6	20.5	2.5	336.4	242.3

Date	Opponent	Tackles				Sacks no-yds	Fumble		Pass Defense			blkd kick	PAT attempts			off pts		
		ua	a	total	tfl-yds		ff	fr-yds	int-yds	qbh	brup		kick	kick	rush	rcv	saf	t/o
09/01/2022	Fordham	30	52	82	10.0-42	2-11	1	1-17	1-2	0	2	0	4-4	0	0	0	7	31
09/10/2022	at Rutgers	44	36	80	4.0-12	0-0	0	0-0	1-22	1	2	0	1-1	0	0	0	0	7
09/17/2022	Saint Francis (PA)	40	34	74	5.0-6	0-0	0	0-0	0-0	1	2	0	1-1	0	0	0	0	7
10/01/2022	at Syracuse	45	8	53	0.0-0	0-0	0	0-0	0-0	0	0	0	0-0	0	0	0	0	0
10/08/2022	at Columbia	53	20	73	3.0-13	1-8	3	2-0	0-0	0	1	0	1-1	0	0	0	0	7
10/15/2022	at Merrimack	48	6	54	3.0-11	1-7	0	0-0	0-0	0	1	0	2-2	0	0	0	0	17
10/21/2022	LIU	40	32	72	8.0-50	1-12	1	1-0	3-116	6	4	0	4-4	0	0	0	14	37
10/29/2022	at Central Conn. St.	46	42	88	5.0-13	0-0	0	0-0	0-0	3	1	1	1-1	0	0	0	0	7
11/05/2022	at Stonehill	27	32	59	0.0-0	0-0	0	0-0	0-0	1	2	0	1-1	0	0	0	0	10
11/12/2022	Sacred Heart	37	42	79	9.0-28	1-4	1	1-93	2-19	4	4	0	2-3	0	1	0	8	28
11/19/2022	at Duquesne	41	14	55	7.0-27	1-5	0	0-0	2-3	2	2	0	0-0	0	0	0	0	0
Wagner		451	318	769	54.0-202	7-47	6	5-110	9-162	18	21	1	17-18	0	1	0	29	151
Opponents		344	332	676	86.0-353	34-233	6	9-5	13-134	40	47	3	56-62	0	0	1	57	463

Date	Opponent	Punting										Field Goals			Kickoffs			
		no.	yds	avg	long	blkd	tb	fc	50+	i20	md-att	long	blkd	no.	yds	avg	tb	ob
09/01/2022	Fordham	7	267	38.1	46	0	0	3	0	1	1-1	0	0	6	274	45.7	1	1
09/10/2022	at Rutgers	7	193	27.6	41	2	0	2	0	0	0-0	0	0	2	122	61.0	0	1
09/17/2022	Saint Francis (PA)	7	231	33.0	41	0	0	2	0	2	0-0	0	0	2	105	52.5	0	0
10/01/2022	at Syracuse	9	323	35.9	45	0	0	4	0	2	0-0	0	0	1	58	58.0	0	0
10/08/2022	at Columbia	4	99	24.8	36	0	0	2	0	0	0-0	0	0	2	110	55.0	0	0
10/15/2022	at Merrimack	7	239	34.1	48	0	0	1	0	1	1-1	35	0	5	212	42.4	0	0
10/21/2022	LIU	3	101	33.7	39	0	0	1	0	1	1-1	39	0	6	294	49.0	0	0
10/29/2022	at Central Conn. St.	6	205	34.2	45	0	0	4	0	1	0-1	0	1	2	96	48.0	0	0
11/05/2022	at Stonehill	5	167	33.4	43	0	0	1	0	1	1-2	21	0	3	140	46.7	0	0
11/12/2022	Sacred Heart	9	307	34.1	41	0	0	3	0	4	0-0	0	0	5	197	39.4	0	1
11/19/2022	at Duquesne	7	207	29.6	39	0	0	3	0	0	0-0	0	0	1	62	62.0	0	0
Wagner		71	2339	32.9	48	2	0	26	0	13	4-6	39	1	35	1670	47.7	1	3
Opponents		32	1242	38.8	57	0	6	10	6	15	11-16	49	0	84	4932	58.7	27	3



Team Statistics

	WC	OPP
Scoring	151	463
Points per game	13.7	42.1
Points Off Turnovers	29	57
First Downs	151	273
Rushing	47	153
Passing	86	109
Penalty	18	11
Rushing Yardage	746	2896
Yards gained rushing	1164	3126
Yards lost rushing	418	230
Rushing attempts	348	501
Average per rush	2.1	5.8
Average per game	67.8	263.3
TDs Rushing	5	37
Passing Yardage	1919	2439
Comp-Att-Int	168-334-13	185-297-9
Average per pass	5.7	8.2
Average per catch	11.4	13.2
Average per game	174.5	221.7
TDs Passing	11	23
Total offense	2665	5335
Total plays	682	798
Average per play	3.9	6.7
Average per game	242.3	485.0
Kick returns: #-Yards	42-863	22-492
Punt returns: #-Yards	4-10	17-108
Int returns: #-Yards	9-162	13-134
Kick return average	20.5	22.4
Punt return average	2.5	6.4
Int return average	18.0	10.3
Fumbles-Lost	13-9	10-5
Penalties-Yards	61-506	67-633
Average per game	46.0	57.5
Punts-Yards	71-2339	32-1242
Average per punt	32.9	38.8
Net punt average	31.1	34.8
Kickoffs-Yards	35-1670	84-4932
Average per kick	47.7	58.7
Net kick average	31.2	38.0
Time of possession / game	27:28	32:57
3rd-down conversion	56/165	77/152
3rd-down pct	34%	51%
4rd-down conversion	6/24	14/20



##	Player	gp	Tackles				tfl/yds	Sacks	Pass defense			Fumbles		blkd	
			ua	a	tot	no-yds		int-yds	brup	qbh	fr-yds	ff	kick	saf	
1	Titus Leo	11	39	26	65	14-82	2-11	.	1	6	1-0	2	1	.	
7	Coby Calvin	11	41	24	65	2.5-6	.	1-60	1	1	1-93	.	.	.	
5	John Gioia	11	29	29	58	5.5-18	1-7	1-19	1	1	
25	Tre Vallar	11	27	23	50	2-2	.	.	1	
42	Junior Wily	10	23	16	39	3-15	1-12	1-49	1	
35	Shane Quast	8	19	14	33	2-5	.	.	1	
6	Jalin Justice	11	16	16	32	1.5-2	
23	Justin Smith	10	17	13	30	.	.	1-1	3	
96	Tajhir Tate	11	15	13	28	4-12	0.5-4	.	.	1	
20	Christian Davis	7	19	7	26	1-4	.	2-29	.	.	1-17	.	.	.	
0	Tajay Passmore	11	12	14	26	4.5-16	1.5-9	.	.	4	
45	Justin Reilly	5	15	10	25	1-1	
8	Lennox Lamar	11	15	9	24	3.5-10	1-4	.	1	3	
12	Anthony Thornton	9	13	9	22	0.5-1	
29	Jayden Brown	10	14	7	21	.	.	2-2	1	
19	Nicholas Olivier	10	17	3	20	.	.	.	6	.	1-0	2	.	.	
4	Travis Laster	7	13	6	19	
26	Roberto Auguste	7	13	5	18	.	.	.	1	
97	Lance Desorbo	10	11	6	17	1.5-4	.	.	.	1	.	1	.	.	
98	Andre Crawley	3	3	12	15	1.5-3	.	.	.	1	
3	Branden Coleman	8	10	4	14	1-1	.	.	1	.	.	1	.	.	
44	Nicholas Gadson	8	7	6	13	
90	Devin Jones	4	5	3	8	1-5	
31	Brendan Johnson	6	5	2	7	.	.	.	1	
33	Isaiah Emmanuel	5	4	3	7	
91	Jorel Liverpool	6	3	4	7	1-4	
37	Trey Simmons	5	2	4	6	.	.	.	1	
30	Ajay Morrison	3	3	2	5	
99	Shakim Douglas	4	3	2	5	1-1	
13	Luke Jakubauskas	3	.	5	5	
39	Sam Okeyo	3	1	4	5	
2	Nicholas Cartwright-Atkins	11	3	1	4	
27	Morris Vanderwiel	7	4	.	4	.	.	1-2	
51	Nick Karika	6	4	.	4	1-7	
65	Terry Charles	3	.	4	4	
47	Jordan Francois	5	3	1	4	
9	Justin Wolf	7	2	1	3	
41	Keyshawn Johnson	6	2	1	3	
28	Kobi Ray-Reed	6	2	1	3	
1	Naiem Simmons	11	2	.	2	
6	Julian Jordan	10	1	1	2	
0	Jallah Zeze	10	2	.	2	



Rushing

Player	gp	att	gain	loss	net	avg	td	lg	avg/g
Rickey Spruill	10	98	380	25	355	3.6	3	30	35.5
Zachary Palmer-Smith	10	69	273	24	249	3.6	2	18	24.9
Chris Collier	3	31	98	12	86	2.8	0	15	28.7
Kobi Ray-Reed	6	10	77	0	77	7.7	0	32	12.8
Branden Rankins	5	20	58	4	54	2.7	0	13	10.8
Quincy Guy-Barnes	10	38	99	53	46	1.2	0	14	4.6
Tajay Passmore	11	1	24	0	24	24.0	0	24	2.2
Damien Mazil	3	16	53	35	18	1.1	0	12	6.0
Naiem Simmons	11	8	23	10	13	1.6	0	6	1.2
Jallah Zeze	10	1	0	1	-1	-1.0	0	0	-0.1
Jayvin Little	11	1	0	2	-2	-2.0	0	0	-0.2
Austin Hosier	11	1	0	2	-2	-2.0	0	0	-0.2
Hunter Lino	3	1	0	3	-3	-3.0	0	0	-1.0
Tommy Brown	3	2	0	7	-7	-3.5	0	0	-2.3
Ryan Kraft	7	24	68	78	-10	-0.4	0	20	-1.4
Dylan Hach	10	1	0	13	-13	-13.0	0	0	-1.3
Nick Kargman	9	21	11	118	-107	-5.1	0	5	-11.9
Team	11	5	0	31	-31	-6.2	0	0	-2.8
Total	11	348	1164	418	746	2.1	5	32	67.8
Opponents	11	501	3126	230	2896	5.8	37	90	263.3

Passing

Player	gp	effc	comp-att-int	pct	yds	td	lg	avg/g
Nick Kargman	9	109.4	131-248-9	52.8	1531	9	71	170.1
Quincy Guy-Barnes	10	76.7	13-35-2	37.1	173	1	31	17.3
Damien Mazil	3	111.6	15-25-1	60.0	138	1	24	46.0
Ryan Kraft	7	62.5	8-19-1	42.1	70	0	18	10.0
Tommy Brown	3	31.8	1-5-0	20.0	7	0	7	2.3
Team	11	0.0	0-2-0	0.0	0	0	0	0.0
Total	11	101.6	168-334-13	50.3	1919	11	71	174.5
Opponents	11	150.8	185-297-9	62.3	2439	23	69	221.7

Receiving

Player	gp	no.	yds	avg	td	lg	avg/g
Naiem Simmons	11	50	796	15.9	6	71	72.4
Jayvin Little	11	28	332	11.9	3	49	30.2
Rickey Spruill	10	19	113	5.9	1	18	11.3
Julian Jordan	10	13	131	10.1	0	21	13.1
Jallah Zeze	10	12	179	14.9	0	40	17.9
Zachary Palmer-Smith	10	10	65	6.5	0	16	6.5
Nicholas Cartwright-Atkins	11	8	103	12.9	0	31	9.4
Louis Spezio	9	5	38	7.6	0	12	4.2
Trevor Shorter	9	4	25	6.3	0	7	2.8
Justin Wolf	7	3	12	4.0	0	7	1.7
Chase Stafford	5	3	13	4.3	0	7	2.6
Randy Fizer	11	3	48	16.0	0	24	4.4
Cory Joyce	7	3	30	10.0	1	17	4.3
Jordan Murrell	11	2	12	6.0	0	7	1.1
Kobi Ray-Reed	6	2	13	6.5	0	7	2.2
Chris Collier	3	1	4	4.0	0	4	1.3
Anthony Thornton	9	1	-2	-2.0	0	0	-0.2
Jaden Barrett	1	1	7	7.0	0	7	7.0
Total	11	168	1919	11.4	11	71	174.5
Opponents	11	185	2439	13.2	23	69	221.7

Punt Returns

Player	no.	yds	avg	td	lg
Jayvin Little	1	8	8.0	0	8
Naiem Simmons	3	2	0.7	0	11
Total	4	10	2.5	0	11
Opponents	17	108	6.4	0	22

Interceptions

Player	no.	yds	avg	td	lg
Christian Davis	2	29	14.5	0	22
Jayden Brown	2	2	1.0	0	2
John Gioia	1	19	19.0	0	19
Coby Calvin	1	60	60.0	1	60
Justin Smith	1	1	1.0	0	1
Morris Vanderwiel	1	2	2.0	0	2
Junior Wily	1	49	49.0	1	49
Total	9	162	18.0	2	60
Opponents	13	134	10.3	1	41

Kick Returns

Player	no.	yds	avg	td	lg
Jayvin Little	22	500	22.7	0	41
Jordan Murrell	16	338	21.1	0	63
Nicholas Gadson	1	0	0.0	0	0
Kobi Ray-Reed	1	13	13.0	0	13
Derek Burrell	1	11	11.0	0	11
Franklin Simms	1	1	1.0	0	1
Total	42	863	20.5	0	63
Opponents	22	492	22.4	1	79

Fumble Returns

Player	no.	yds	avg	td	lg
Coby Calvin	1	93	93.0	1	93
Christian Davis	1	17	17.0	1	17
Titus Leo	1	0	0.0	0	0
Nicholas Olivier	1	0	0.0	0	0
Total	5	110	22.0	2	93
Opponents	9	5	0.6	0	5



Scoring

Player			PAT						pts
	td	fg	kick	rush	rcv	pass	dxp	saf	
Naiem Simmons	6	-	-	-	-	-	-	-	36
Austin Hosier	-	4-6	17-18	-	-	-	-	-	29
Rickey Spruill	4	-	-	-	-	-	-	-	24
Jayvin Little	3	-	-	-	-	-	-	-	18
Coby Calvin	2	-	-	-	-	-	-	-	12
Zachary Palmer-Smith	2	-	-	-	-	-	-	-	12
Christian Davis	1	-	-	-	-	-	-	-	6
Junior Wily	1	-	-	-	-	-	-	-	6
Cory Joyce	1	-	-	-	-	-	-	-	6
Nicholas Cartwright-Atkins	-	-	-	-	1	-	-	-	2
Total	20	4-6	17-18	0	1	1	0	0	151
Opponents	62	11-16	56-62	0	0	0	0	1	463

Field Goals

Player	fg	pct.	01-19	20-29	30-39	40-49	50-99	lg	blk
Austin Hosier	4-6	66.7	0-0	1-1	2-4	0-0	0-0	39	1
Opponents	11-16	68.8	0-0	6-7	3-6	2-3	0-0	49	0

FG Sequence

Team Name	Wagner	Opponents
Fordham	(0)	21
Merrimack	(35)	(30)
LIU	(39)	44,38,(46),(30)
Central Conn. St.	34	
Stonehill	(21),37	(34)
Rutgers		32,(49)
Saint Francis (PA)		31,(21),(21)
Syracuse		(20)
Sacred Heart		(26)
Duquesne		(20),(29)

Numbers in (parentheses) indicate field goal was made

Total Offense

Player	g	plays	rush	pass	total	avg/g
Nick Kargman	9	269	-107	1531	1424	158.2
Rickey Spruill	10	98	355	0	355	35.5
Zachary Palmer-Smith	10	69	249	0	249	24.9
Quincy Guy-Barnes	10	73	46	173	219	21.9
Damien Mazil	3	41	18	138	156	52.0
Chris Collier	3	31	86	0	86	28.7
Kobi Ray-Reed	6	10	77	0	77	12.8
Ryan Kraft	7	43	-10	70	60	8.6
Branden Rankins	5	20	54	0	54	10.8
Tajay Passmore	11	1	24	0	24	2.2
Naiem Simmons	11	8	13	0	13	1.2
Jallah Zeze	10	1	-1	0	-1	-0.1
Jayvin Little	11	1	-2	0	-2	-0.2
Austin Hosier	11	1	-2	0	-2	-0.2
Hunter Lino	3	1	-3	0	-3	-1.0
Dylan Hach	10	1	-13	0	-13	-1.3
Team	11	0	-31	0	-31	-2.8
Total	11	682	746	1919	2665	242.3
Opponents	11	798	2896	2439	5335	485.0

Punting

Player	no.	yds	avg	lg	tb	fc	i20	50+	blk
Dylan Hach	60	1970	32.8	48	0	22	12	0	0
Joshua Brown	9	307	34.1	46	0	4	1	0	0
Team	2	62	31.0	0	0	0	0	0	2
Total	71	2339	32.9	48	0	26	13	0	2
Opponents	32	1242	38.8	57	6	10	15	6	0

Kickoffs

Player	no.	yds	avg	tb	ob	retn	net	ydln
Austin Hosier	35	1670	47.7	1	3			
Total	35	1670	47.7	1	3	23	31.2	33
Opponents	84	4932	58.7	27	3	42	38	26



Wagner - Individual Game Highs

RUSHES	17	Zachary Palmer-Smith vs LIU (10/21/2022)
YARDS RUSHING	81	Rickey Spruill vs LIU (10/21/2022)
TD RUSHES	1	Rickey Spruill vs LIU (10/21/2022)
	1	Zachary Palmer-Smith vs LIU (10/21/2022)
	1	Rickey Spruill at Merrimack (10/15/2022)
	1	Zachary Palmer-Smith at Merrimack (10/15/2022)
	1	Rickey Spruill vs Fordham (09/01/2022)
LONG RUSH	32	Kobi Ray-Reed vs Sacred Heart (11/12/2022)
PASS ATTEMPTS	44	Nick Kargman at Columbia (10/08/2022)
PASS COMPLETIONS	23	Nick Kargman at Columbia (10/08/2022)
YARDS PASSING	296	Nick Kargman at Columbia (10/08/2022)
TD PASSES	2	Nick Kargman vs Sacred Heart (11/12/2022)
	2	Nick Kargman vs Fordham (09/01/2022)
LONG PASS	71	Nick Kargman vs Sacred Heart (11/12/2022)
RECEPTIONS	8	Naiem Simmons vs LIU (10/21/2022)
	8	Naiem Simmons vs Fordham (09/01/2022)
YARDS RECEIVING	162	Naiem Simmons vs Fordham (09/01/2022)
TD RECEPTIONS	1	Jayvin Little vs Sacred Heart (11/12/2022)
	1	Naiem Simmons vs Sacred Heart (11/12/2022)
	1	Cory Joyce vs Sacred Heart (11/12/2022)
	1	Naiem Simmons at Stonehill (11/05/2022)
	1	Naiem Simmons at Central Conn. St. (10/29/2022)
	1	Naiem Simmons vs LIU (10/21/2022)
	1	Rickey Spruill at Columbia (10/08/2022)
	1	Naiem Simmons vs Saint Francis (PA) (09/17/2022)
	1	Jayvin Little at Rutgers (09/10/2022)
	1	Naiem Simmons vs Fordham (09/01/2022)
	1	Jayvin Little vs Fordham (09/01/2022)
LONG RECEPTION	71	Naiem Simmons vs Sacred Heart (11/12/2022)
PUNTS	9	Dylan Hach vs Sacred Heart (11/12/2022)
	9	Dylan Hach at Syracuse (10/01/2022)
PUNTING AVG	38.1	Joshua Brown vs Fordham (09/01/2022)
LONG PUNT	48	Dylan Hach at Merrimack (10/15/2022)
PUNTS INSIDE 20	4	Dylan Hach vs Sacred Heart (11/12/2022)
LONG PUNT RETURN	11	Naiem Simmons vs Sacred Heart (11/12/2022)
LONG KICKOFF RETURN	63	Jordan Murrell vs Fordham (09/01/2022)
TACKLES	11	Coby Calvin at Central Conn. St. (10/29/2022)
SACKS	1	Tajay Passmore at Duquesne (11/19/2022)
	1	Lennox Lamar vs Sacred Heart (11/12/2022)
	1	Junior Wily vs LIU (10/21/2022)
	1	Titus Leo at Merrimack (10/15/2022)
	1	John Gioia vs Fordham (09/01/2022)
	1	Titus Leo vs Fordham (09/01/2022)
TACKLES FOR LOSS	4.5	Titus Leo vs Fordham (09/01/2022)

Field Goals

Player	fg	pct.	01-19	20-29	30-39	40-49	50-99	lg	blk
Austin Hosier	4-6	66.7	0-0	1-1	2-4	0-0	0-0	39	1
Opponents	11-16	68.8	0-0	6-7	3-6	2-3	0-0	49	0

Scoring

Player	td	fg	PAT					dpx	saf	pts
			kick	rush	rcv	pass				
Nailem Simmons	6	-	-	-	-	-	-	-	36	
Austin Hosier	-	4-6	17-18	-	-	-	-	-	29	
Rickey Spruill	4	-	-	-	-	-	-	-	24	
Jayvin Little	3	-	-	-	-	-	-	-	18	
Coby Calvin	2	-	-	-	-	-	-	-	12	
Zachary Palmer-Smith	2	-	-	-	-	-	-	-	12	
Christian Davis	1	-	-	-	-	-	-	-	6	
Junior Wily	1	-	-	-	-	-	-	-	6	
Cory Joyce	1	-	-	-	-	-	-	-	6	
Nicholas Cartwright-Atkins	-	-	-	1	-	-	-	-	2	
Total	20	4-6	17-18	0	1	1	0	0	151	
Opponents	62	11-16	56-62	0	0	0	0	1	463	

Score by Periods

Team	1st	2nd	3rd	4th	OT	TOT
Wagner	38	59	22	32	0	151
Opponents	94	149	112	108	0	463

Punting

Player	no.	yds	avg	lg	tb	fc	i20	50+	blk
Dylan Hach	60	1970	32.8	48	0	22	12	0	0
Joshua Brown	9	307	34.1	46	0	4	1	0	0
Team	2	62	31.0	0	0	0	0	0	2
Total	71	2339	32.9	48	0	26	13	0	2
Opponents	32	1242	38.8	57	6	10	15	6	0

Punt Returns

Player	no.	yds	avg	td	lg
Nailem Simmons	3	2	0.7	0	11
Jayvin Little	1	8	8.0	0	8
Total	4	10	2.5	0	11
Opponents	17	108	6.4	0	22

Kick Returns

Player	no.	yds	avg	td	lg
Jayvin Little	22	500	22.7	0	41
Jordan Murrell	16	338	21.1	0	63
Nicholas Gadson	1	0	0.0	0	0
Kobi Ray-Reed	1	13	13.0	0	13
Derek Burrell	1	11	11.0	0	11
Franklin Simms	1	1	1.0	0	1
Total	42	863	20.5	0	63
Opponents	22	492	22.4	1	79

All Purpose

Player	g	rush	rcv	pr	kr	ir	total	avg/g
Jayvin Little	11	-2	332	8	500	0	838	76.2
Nailem Simmons	11	13	796	2	0	0	811	73.7
Rickey Spruill	10	355	113	0	0	0	468	46.8
Jordan Murrell	11	0	12	0	338	0	350	31.8
Zachary Palmer-Smith	10	249	65	0	0	0	314	31.4
Jallah Zeze	10	-1	179	0	0	0	178	17.8
Julian Jordan	10	0	131	0	0	0	131	13.1
Nicholas Cartwright-Atkins	11	0	103	0	0	0	103	9.4
Kobi Ray-Reed	6	77	13	0	13	0	103	17.2
Chris Collier	3	86	4	0	0	0	90	30.0
Coby Calvin	11	0	0	0	0	60	60	5.5
Branden Rankins	5	54	0	0	0	0	54	10.8
Junior Wily	10	0	0	0	0	49	49	4.9
Randy Fizer	11	0	48	0	0	0	48	4.4
Quincy Guy-Barnes	10	46	0	0	0	0	46	4.6
Louis Spezio	9	0	38	0	0	0	38	4.2
Cory Joyce	7	0	30	0	0	0	30	4.3
Christian Davis	7	0	0	0	0	29	29	4.1
Trevor Shorter	9	0	25	0	0	0	25	2.8
Tajay Passmore	11	24	0	0	0	0	24	2.2
John Gioia	11	0	0	0	0	19	19	1.7
Damien Mazil	3	18	0	0	0	0	18	6.0
Chase Stafford	5	0	13	0	0	0	13	2.6
Justin Wolf	7	0	12	0	0	0	12	1.7
Derek Burrell	1	0	0	0	11	0	11	11.0
Jaden Barrett	1	0	7	0	0	0	7	7.0
Morris Vanderwiel	7	0	0	0	0	2	2	0.3
Jayden Brown	10	0	0	0	0	2	2	0.2
Justin Smith	10	0	0	0	0	1	1	0.1
Franklin Simms	4	0	0	0	1	0	1	0.3
Austin Hosier	11	-2	0	0	0	0	-2	-0.2
Anthony Thornton	9	0	-2	0	0	0	-2	-0.2
Hunter Lino	3	-3	0	0	0	0	-3	-1.0
Tommy Brown	3	-7	0	0	0	0	-7	-2.3
Ryan Kraft	7	-10	0	0	0	0	-10	-1.4
Dylan Hach	10	-13	0	0	0	0	-13	-1.3
Nick Kargman	9	-107	0	0	0	0	-107	-11.9
Total	11	746	1919	10	863	162	3700	336.4
Opponents	11	2896	2439	108	492	134	6069	551.7

Total Offense

Player	g	plays	rush	pass	total	avg/g
Nick Kargman	9	269	-107	1531	1424	158.2
Rickey Spruill	10	98	355	0	355	35.5
Zachary Palmer-Smith	10	69	249	0	249	24.9
Quincy Guy-Barnes	10	73	46	173	219	21.9
Damien Mazil	3	41	18	138	156	52.0
Chris Collier	3	31	86	0	86	28.7
Kobi Ray-Reed	6	10	77	0	77	12.8
Ryan Kraft	7	43	-10	70	60	8.6
Branden Rankins	5	20	54	0	54	10.8
Tajay Passmore	11	1	24	0	24	2.2
Nailem Simmons	11	8	13	0	13	1.2
Jallah Zeze	10	1	-1	0	-1	-0.1
Jayvin Little	11	1	-2	0	-2	-0.2
Austin Hosier	11	1	-2	0	-2	-0.2
Hunter Lino	3	1	-3	0	-3	-1.0
Dylan Hach	10	1	-13	0	-13	-1.3
Total	11	682	746	1919	2665	242.3
Opponents	11	798	2896	2439	5335	485.0

ROBB & LIA MEMORIAL TROPHIES

Robb & Lia Award Winners



Annually at homecoming, two Wagner College football players are selected to receive special awards for outstanding play.

The James Robb Memorial Trophy is presented to the outstanding offensive player, while the Nick Lia Memorial Trophy is awarded to the Seahawks' outstanding defensive player.

Established in 1949, the Robb Trophy was named in memory of James Robb, a Seahawk gridiron star who was killed in action during World War II. It was presented to Wagner's outstanding individual player in the annual Homecoming game until 1969.

In that season, the Lia Trophy was introduced in honor of another Wagner football player, Nick Lia. The 1965 recipient of the Robb Trophy was killed in the Vietnam War. An outstanding defensive player and team captain, the Staten Island native was a graduate of Curtis High School.

In 2000, Lt. Nick Lia was honored for his athletic achievements by being inducted into the Wagner College Athletics Hall of Fame. Lia helped lead the 1964 football team to an undefeated season and captained the '65 team.

This year's winners, as selected by an alumni panel, will be announced at the end of this season's Homecoming contest.

Each recipient receives an award and his name is added to the standing trophies display in the Hall of Fame Room in the Spiro Sports Center.


ROBB TROPHY	YEAR
Chester Sellito	1949
Bill Roehrich	1950
Neil Leonard	1951
John Mangiante	1952
Mark Weisner	1953
Ron Larder	1954
Gene Crimoli	1955
John Mangiante	1956
John Mangiante	1957
Charles Jopp	1958
Rudy Fusco	1959
Al Ferrie	1960
Frank Melos	1961
Dick Schlenker & Frank Spero	1962
George Cruzado	1963
Cliff Lish	1964
Nick Lia	1965
Jim Monroe	1966
Joe Mele	1967
Jack Casey	1968
Jack Kachadurian	1969
Jack Kachadurian	1970
Jack Ellis & Jack Vitale	1971
Tim Vorhies	1972
Rich Slizewski	1973
John Moria	1974
Bernie Previti	1975
John Mazanec & Kevin Murrell	1976
Tony Santo	1977
John Mazanec	1978
John Mazanec	1979
Alonzo Patterson	1980
Alonzo Patterson	1981
John Von Ahnen	1982
John Franco	1983
Ed Christensen	1984
John Chiofalo	1985
Jesse Foote	1986
Greg Kovar	1987
Terry Underwood	1988
Keith Johnson	1989
Greg Harris	1990
Woody Davis	1991
Terry O'Hare	1992
Chris Purdy	1993
Chris Purdy & Kito Lockwood	1994
Kito Lockwood	1995
Rick Sarille	1996
Mike Cerminaro	1997
John Campbell	1998
Rick Sarille	1999
Aaron Smith	2000
Lou Simone	2001
Chris Davis	2002
John Barrett	2003
John Sciarra	2004
Shaun Grover	2005
Chris Turner	2006
Jason Butler	2007
Shane Smith	2008
Nick Doscher	2009
Eric Foxworth	2010
Dominique Williams	2011
Nick Doscher	2012
Tyree Watkins	2013
Otis Wright	2014
Andre Yevchinecz	2015
Matthias McKinnon	2016
Luke Massei	2017
Ryan Fulse	2018
Ike Ogwuegbu	2019
N/A	2020
Naiem Simmons	2021
Naiem Simmons	2022



LIA TROPHY

Greg Coe
Ed Koszkowski
Mike Bale
Mike Bale
Scott Spratford
Neil Humphrey
Tony DiVanno
Tony Ferraro
Tony Pisano
Ralph Aquino
Tom Masella
Bob Olsen
Don Edwards
Bob Mackisey
Morty Bernstein
Ike Patterson
Charlie Stinson
Rich Robinson
Artie DiMella
Rich Robinson
Horacio Moronta
Chris Brown
Dom DiGiorgio
Ryan Tobin
Bryan Devone & Ryan Tobin
Richard Lampasona
Roger Wyllie
Ryan Tyburczy
Ryan Linder
J. P. Stubenvoll
Kevin Goode
Charlie Hoffman
Jeremy Balina
Somah Payne
Tim Heaney
Craig Romano
Ryan Layton
Bryan Brand
Bryan Brand
Dario Charlton
Chaz Legette
Mike Cox
Mike Lombardo
Mike Lombardo
Trevor Loveland
Max Wassel
Mike Mentor
Santoni Graham
Myron Morris
Cam Gill
Santoni Graham
N/A
Titus Leo
Titus Leo





1964 UNDEFEATED TEAM
UNDEFEATED TEAM
10-0





**1987 NCAA National
Champs**

Tradition of Excellence



1920-1939



The first team: Wagner College Football 1927

OCTOBER 1, 1927


Wagner plays its first varsity football game, losing 44-6 to the New York Aggies in Farmingdale, Long Island. Gus Keifer scores the first points in Wagner history on a 50-yard interception return for a touchdown.

NOVEMBER 5, 1927

The first win in Wagner football history is recorded. Wagner defeats City College of New York 14-13.

OCTOBER 13, 1928

The Green Wave plays its first game at Wagner Field. The football team will call the field home for forty seasons, until Fischer Memorial Field is christened in 1967.



Gus Keifer, 1928 Football Captain



Bill Wiley

1933

After two losses by a combined score of 71-0, the remainder of Wagner's 1933 schedule is cancelled due to a shortage of players. Coach Frank Spotts organizes intramural games and promises to field a team the following season.


NOVEMBER 12, 1938

Wagner defeats Bergen County College 24-0 to finish the season with a 4-2 record, its first winning season. This signals an amazing turnaround as the Green Wave had been winless for the previous three seasons.




The 1939 Green Wave

1940-1959



Michael Perfect in 1940



Don Cavalli in 1959

NOVEMBER 20, 1941

Wagner's 27-0 win over Brooklyn caps a 5-1 season, the most wins in school history. Senior stars such as Bob Burton, George Schipani and Bill Wiley finish their varsity careers with an unprecedented record of 17-6-1.

MAY 26, 1947

New York Giants football star Jim Lee Howell is named Wagner's head coach. The student body adopts the name Seahawks for the school's athletic teams before the season.

NOVEMBER 12, 1949

Chester Selitto earns the first James Robb Trophy, awarded annually to the outstanding player in the Homecoming game. Robb excelled on the football field before graduating Wagner in 1935. He was killed during World War II.

NOVEMBER 19, 1949

The Seahawks trounce Panzer 52-12, the most points a Wagner team would score until 1980. They finish the season 7-1-1, closing with an eight-game unbeaten streak. Jay Quintana, Matt Scaffa, Chester Selitto and Don Drown lead an offense which scores 254 points, a Wagner mark which will be topped just once before 1980.

1957

John Mangiante becomes the only Seahawk to win three Robb Trophies. Mangiante won the award for the first time in 1952, before entering the service. He returned to Grymes Hill to capture the award in 1956 and 1957.

1959

Don Cavalli throws for a Wagner record 382 yards in a 28-6 win over Susquehanna, a mark which would stand for 35 years. Cavalli would go on to pass for 4,393 yards from 1958-61, a mark which would also stand until 1994.



Head Coach Mickey Sullivan and John Mangiante in 1957



1960s ~ 1970s



Tight end Rich Kotite (above) and safety Mike Kelly (right) were standouts in the mid-60s and both are members of the WC Athletics Hall of Fame.

1960

Quarterback Don Cavalli hooks up with his wide receiver roommate Al Ferrie for eight touchdowns as the Seahawks set a school mark with 256 points on the way to a 9-0 season, the first undefeated record in school history.

1962

Mickey Sullivan becomes the first head coach to leave Wagner with a career winning record, finishing 26-16-0 in five seasons.

1964

Another prolific pass-catch combo guides Wagner to its second undefeated season at 10-0. Quarterback Dan Coughlin throws for a school-record 1,810 yards, 943 of which go to tight end Rich Kotite.

1965

Tight end Rich Kotite is named Wagner's first Little All-American, earning first team honors from the Associated Press after finishing his Wagner career with 119 catches for 2,065 yards.

SEPTEMBER 23, 1967

The Seahawks play their first game on Fischer Memorial Field, defeating Western Maryland 25-8 before 2,700 fans.

DECEMBER 14, 1967

Wagner's Little All-America defensive tackle John Gloistein is presented with the Lambert Bowl, awarded to the top Division III team in the East, as the Seahawks post their third undefeated season in eight years at 9-0.

NOVEMBER 1, 1969

Greg Coe is the first winner of the Nick Lia Memorial Trophy, named for the former Seahawk captain who was killed in Vietnam. The award is presented to Wagner's outstanding defensive player in the annual Homecoming game.

1973



Seahawk linebacker Scott Sprattford is named the Met Conference Defensive Player of the Year.

1974

Defensive back Tony Parisi is named Wagner's third AP first team Little All-American. He remains Wagner's career leader with 24 interceptions.

1976

Bob Grady catches a school-record 61 passes in one season.


OCTOBER 7, 1978

The Seahawks play at Giants Stadium for the first time, defeating Hofstra 21-17.

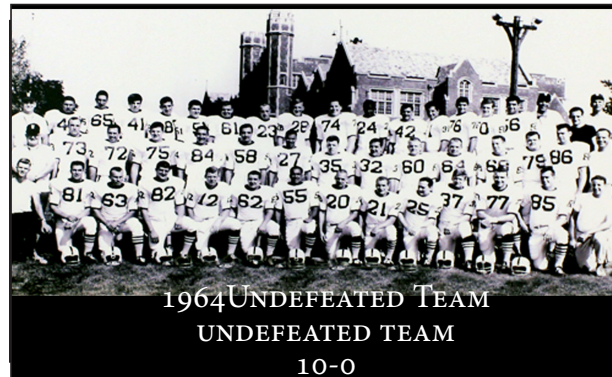
APRIL 28, 1978

Bill Russo becomes the eighth coach in Wagner history as Bob Hicks steps down after 16 seasons. Hicks posted a 77-64-6 record with two undefeated seasons.

Right:
All-American
defensive back Tony
Parisi




Below: The 1967
Lambert Bowl
winners finished a
perfect 9-0.



1964 UNDEFEATED TEAM
UNDEFEATED TEAM
10-0

1980s



NOVEMBER 22, 1980

The Seahawks play in their first NCAA Tournament game, falling 41-13 in a quarterfinal at Ithaca.

1982

Alonzo Patterson's #21 becomes the only retired jersey in school history. Patterson leaves Wagner as a three-time ECAC Player of the Year, a first-team AP Little All-American and the school's rushing leader with 4,177 yards.

NOVEMBER 19, 1983

Wagner wins its first ECAC Championship, defeating St. John's 48-7 for the Metro New York-New Jersey Championship.

1983

John Franco becomes the first Seahawk to lead the nation in rushing, averaging 145.8 yards per game in a season cut short by injury after eight games.

DECEMBER 12, 1987

Wagner wins the Division III National Championship, defeating Dayton 19-3 in the Stagg Bowl. Quarterback Greg Kovar throws for 301 yards and two touchdowns.

OCTOBER 15, 1988

Terry Underwood runs for a Wagner record 363 yards as the Seahawks pile up a school-record 673 yards of total offense in 30-24 win against Hofstra. Underwood finishes the season as Wagner's single-season (1,809) and career (5,010) rushing leader.



Wagner College all-time coaching leader Walt Hameline



Three-time ECAC Player of the Year
Alonzo Patterson



SEAHAWKS FOOTBALL TIMELINE

1990s

NOVEMBER 21, 1992


The Seahawks win the ECAC Southeast Championship in their final season of Division III competition, 48-6 versus St. Francis(PA).

SEPTEMBER 11, 1993

Linebacker Ryan Tobin makes a Wagner record 27 tackles against C.W. Post. He leaves Wagner second all-time in tackles and a single-season record 150 in 1993.

OCTOBER 16, 1993

Head coach Walt Hameline notches his 100th win, 47-10 over Pace.



Linebacker Ryan Tobin (1990-93) holds several defensive records for the

finishes his Wagner career as the season and career leader in passing yards, despite playing just two seasons after transferring to Grymes Hill.

NOVEMBER 11, 1995

Kito Lockwood joins Terry Underwood and Alonzo Patterson as the only Seahawks to top 3,000 career rushing yards, finishing with 3,156.

NOVEMBER 20, 1993

Chris Purdy's four rushing touchdowns spark Wagner's 32-0 win over Iona for a record fifth ECAC Championship in the Seahawks' first season in Division I-AA.

NOVEMBER 8, 1994


Jason Cue breaks a 34 year-old Wagner record with 383 yards passing against San Diego. Cue

1996

Wagner becomes a charter member of the Northeast Conference in football. The Seahawks join charter members Robert Morris, Monmouth, St. Francis (PA) and Central Connecticut St.

OCTOBER 26, 1996

Sean Hurley breaks Rich Kotite's Seahawk record for career receptions. Hurley finishes his career with 131 receptions.



SEPTEMBER 13, 1997

Wagner marks the 70th Anniversary of Seahawk Football with the debut of the first permanent stadium at Fischer Memorial Field.

The day also All-time Sacks leader Rick Williams (1989-92) anniversary celebration for the 1967 and 1987 teams.

OCTOBER 18, 1997

With a 116-yard performance on Homecoming vs. Central Connecticut St., Rick Sarille became the fourth Seahawk to rush for 3,000 yards and joined Terry Underwood as the only players to accomplish the feat as a junior.

OCTOBER 23, 1999

Against Marist, running back Rick Sarille becomes Wagner's all-time leading rusher, breaking the mark of 5,010 yards held by Terry Underwood. Sarille concluded his career with 5,290 career rushing yards. The All-American gained 100 or more yards 28 times in his collegiate career including eight 200-plus yard games.

The 21st Century

OCTOBER 28, 2000

Wide receiver Jason Bain became Wagner's all-time leader in career receptions and career receiving yards in the College's first-ever overtime contest as Robert Morris topped the Seahawks 38-31. Bain ended his remarkable career with 142 catches for 2,294 yards.

OCTOBER 20, 2002

Head Coach Walt Hameline (1981-present) wins his 150 career game at Wagner in a 38-7 win over Northeast Conference opponent St. Francis (PA).



2004

Quarterback John Sciarra sets a host of single season and single game school records in his first season as a Seahawk after transferring from UCLA.

2005

In the 75th Anniversary Season, the records continued to fall for John Sciarra as the quarterback ended his career at Wagner with numerous school single game, season and career passing records. Sciarra

Defensive back/kicker returner Frantz Placide was one of a school-record record nine Seahawks who earned All-NEC honors

became the first NEC player to ever throw for 3,000 yards, ending the season with 3,321.

SEPTEMBER 15, 2005
John Sciarra throws a school record five TD passes in a 52-25 win at Saint Peter's.

OCTOBER 22, 2005

Sciarra is at it again on Homecoming with a school record 409 passing yards and 33 completions in a 38-34 loss to Central Connecticut St. WR Chris Turner hauls in all four of Sciarra's TD passes to establish his own school record. Turner would end his career in 2006 as Wagner's all-time leader with 33 TD receptions, 2,816 yards and 213 receptions.

NOVEMBER 12, 2005

In the final game of his 25th season as head coach, Walt Hameline wins his 175th career game as the Seahawks come from behind with a late field for a 23-21 win over St. Francis (PA).

SEPTEMBER 30, 2006

Piotr Czech sets a school and NEC record by hitting a 54-yard field goal at the end of the first half at Sacred Heart. Czech would match his kick three weeks later with another 54-yard make at Central Connecticut St.

NOVEMBER 17, 2007

Senior running back Jason Butler capped his brilliant season and career by rushing for 238 yards and two touchdowns on 32 carries to lift Wagner to a 41-27 victory over Jacksonville in the season finale for both teams.

NOVEMBER 7, 2008

The memory of Nick Lia, a former Seahawk standout who was killed during the Vietnam War, was honored with the unveiling of a statue that will stand forever more in his honor at Wagner College Stadium. An outstanding defensive player, Lia helped lead the 1964 football team to an undefeated season and captained the 1965 team. The Staten Island native was a graduate of Curtis High School and during his time at Wagner, was a proud member of Delta Nu Fraternity.

NOVEMBER 30, 2009 Freshman QB Nick Doscher was named the Northeast Conference Offensive Rookie of the Year and First-Team All-NEC, while junior punter Kyle Muir and junior return specialist Frantz Placide were named NEC First-Team All-Conference in the Special Teams department. Named to the All-NEC Second Team were offensive line – senior Matthew Martin and juniors Joe Feriozzi, and Cleveland Green. Defensively, senior defensive tackle Joseph Harkins was named to the All-NEC Second Team.

NOVEMBER 6, 2010

Head Coach Walt Hameline, becomes just the eighth active FCS head coach to win 200 games as the SEahawks post a 31-20 win over Monmouth. He is also just the 66th coach in NCAA history to reach the 200-win club and the 35th to do so at one school.



Walt Hameline

NOVEMBER 17, 2012

The Seahawks stave off a determined Duquesne team in posting a 24-17 victory, giving the Seahawks the first NEC Football Championship in school history.

NOVEMBER 24, 2012

Wagner becomes the first NEC team to post a win in the NCAA FCS Playoffs as the Seahawks defeat Patriot League Champion Colgate 31-20 in front of more than 3,000 fans at Hameline Field.



SEAHAWKS FOOTBALL TIMELINE


SEASON	COACH(ES)	W-L-T			
1927	Randolph Faries & Lucien Kempf	1-3-0	1976	Bob Hicks	2-7-1
1928	Ray Kirchmeyer	1-3-1	1977	Bob Hicks	2-7-0
1929	Ray Kirchmeyer	1-7-0	1978	Bill Russo	2-8-0
1930	Ray Kirchmeyer	4-5-0	1979	Bill Russo	5-5-0
1931	Ray Kirchmeyer	3-4-0	1980	Bill Russo	8-2-0
1932	Ray Kirchmeyer	2-2-2	1981	Walt Hameline	9-1-0
1933	Frank Spotts	0-2-0	1982	Walt Hameline	8-1-1
1934	Frank Spotts	1-4-0	1983	Walt Hameline	8-2-1
1935	Frank Spotts	0-5-2	1984	Walt Hameline	6-4-0
1936	Frank Spotts	0-3-1	1985	Walt Hameline	9-2-0
1937	Ray Kirchmeyer	0-5-0	1986	Walt Hameline	9-2-0
1938	Ray Kirchmeyer	4-2-0	1987	Walt Hameline	13-1-0
1939	Ray Kirchmeyer	4-1-1	1988	Walt Hameline	8-2-0
1940	Ray Kirchmeyer	4-2-0	1989	Walt Hameline	6-3-0
1941	Ray Kirchmeyer	5-1-0	1990	Walt Hameline	5-5-0
1942-45	No Team (World War II)		1991	Walt Hameline	5-5-0
1946	Ray Kirchmeyer	1-6-0	1992	Walt Hameline	9-2-0
1947	Jim Lee Howell	4-5-0	1993	Walt Hameline	9-2-0
1948	Jim Lee Howell	3-3-2	1994	Walt Hameline	6-5-0
1949	Jim Lee Howell	7-1-1	1995	Walt Hameline	8-2-0
1950	Jim Lee Howell	3-6-0	1996	Walt Hameline	5-5-0
1951	Jim Lee Howell	2-6-0	1997	Walt Hameline	6-4-0
1952	Jim Lee Howell	3-5-0	1998	Walt Hameline	7-3-0
1953	Jim Lee Howell	2-4-0	1999	Walt Hameline	5-5-0
1954	Bunny Barbes	2-7-0	2000	Walt Hameline	6-5-0
1955	Bunny Barbes	0-7-0	2001	Walt Hameline	3-6-0
1956	Bunny Barbes	0-7-1	2002	Walt Hameline	7-4-0
1957	Mickey Sullivan	2-6-0	2003	Walt Hameline	6-5-0
1958	Mickey Sullivan	3-5-0	2004	Walt Hameline	6-5-0
1959	Mickey Sullivan	6-2-0	2005	Walt Hameline	6-5-0
1960	Mickey Sullivan	9-0-0	2006	Walt Hameline	4-7-0
1961	Mickey Sullivan	6-3-0	2007	Walt Hameline	7-4-0
1962	Bob Hicks	4-4-1	2008	Walt Hameline	3-8-0
1963	Bob Hicks	6-3-0	2009	Walt Hameline	6-5
1964	Bob Hicks	10-0-0	2010	Walt Hameline	5-6
1965	Bob Hicks	A3-6-0	2011	Walt Hameline	4-7
1966	Bob Hicks	2-6-1	2012	Walt Hameline	9-4
1967	Bob Hicks	9-0-0	2013	Walt Hameline	3-8
1968	Bob Hicks	3-6-0	2014	Walt Hameline	7-4
1969	Bob Hicks	4-5-0	2015	Jason Houghtaling	1-10
1970	Bob Hicks	5-3-1	2016	Jason Houghtaling	6-5
1971	Bob Hicks	5-4-0	2017	Jason Houghtaling	4-7
1972	Bob Hicks	7-3-0	2018	Jason Houghtaling	4-7
1973	Bob Hicks	4-5-0	2019	Jason Houghtaling	1-11
1974	Bob Hicks	5-3-1	Spring 2021	Tom Masella	0-2
1975	Bob Hicks	6-2-1	Fall 2021	Tom Masella	0-11
			2022	Tom Masella	1-10
			TOTALS	92 Seasons (837 Games)	415-403-19 (.501)




Jim Lee Howell
1947-53



Mickey Sullivan
1957-61



Bob Hicks
1962-77



Walt Hameline
1981-2014



Jason Houghtaling
2015-2019



Tom Masella
2020 - Present

SEAHAWKS COACHING HISTORY

COACH(ES)	YEARS	SEASONS	RECORD	PCT.
Randolph Faries & Lucien Kempf	1927	1	1-3-0	.250
Ray Kirchmeyer	1928-32, 37-46	11	29-39-4	.431
Frank Spotts	1933-36	4	1-14-3	.138
Jim Lee Howell	1947-53	7	24-30-3	.447
Bunny Barbes	1954-56	3	2-21-1	.104
Mickey Sullivan	1957-61	5	26-16-0	.619
Bob Hicks	1962-77	16	77-64-6	.544
Bill Russo	1978-80	3	15-15-0	.500
Walt Hameline	1981-2014	34	223-139-2	.615
Jason Houghtaling	2015-2019	5	16-40	.286
Tom Masella	2020 - Present	3	1-23	.004
TOTALS		92	415-403-19	.501

SEAHAWKS POST-SEASON HISTORY



2012 NEC Champions, 2nd Round NCAA Playoffs

The Seahawks' sprint to a historic 2012 NEC Title featured a nine-game winning streak and the first-ever FCS Playoff win by an NEC team, a 31-20 victory over Colgate (11/24). The superlatives for Wagner were many, including a final national Top-25 ranking in both major FCS Polls, and a pair of National Coach of the Year Honors for Head Coach Walt Hameline. Running back Dominique Williams was named to the College Sports Journal (CSJ) All-America Team while defensive tackle Daevonte Barnet was tabbed a CSJ Freshman All-American.



1995 ECAC-IFC DIVISION I-AA BOWL

PITTSBURGH, PA — Duquesne jumped on Wagner early, building a 30-7 lead with a monstrous air attack that accounted for 357 yards in a 44-20 win. Two Kito Lockwood scores brought Wagner within 30-20 early in the fourth quarter, but Duquesne scored twice on the ground to clinch the game. Seahawk quarterback Jason Miletic completed 22 passes for 251 yards in the loss.



1994 ECAC-IFC DIVISION I-AA BOWL

JAMAICA, NY — The Seahawks turned the ball over five times and managed just 271 yards of total offense in a 34-14 loss at St. John's University, losing an ECAC Championship game for the first time ever. Ahead 14-7 and driving into Red Storm territory, the Seahawks fumbled. St. John's converted and never looked back. Pat Connolly caught five passes for 69 yards for Wagner.



1993 ECAC-IFC DIVISION I-AA BOWL

NEW ROCHELLE, NY — The Seahawks won a record fifth ECAC crown and avenged a regular-season loss by shutting out the Gaels on their home turf, 32-0. All-American linebacker Ryan Tobin, the game's MVP, made 18 tackles, including 12 solos, three tackles for a loss, two sacks, and forced a fumble, while Chris Purdy ran for four Seahawk touchdowns.



1992 ECAC SOUTHEAST CHAMPIONSHIP

STATEN ISLAND, NY — Senior quarterback Terry O'Hare earned MVP honors as he passed for 332 yards and three touchdowns, while also running for a score in leading the Seahawks to a 48-6 victory over the St. Francis (PA) Red Flash, avenging a regular-season loss. The Seahawk defense registered six sacks, including three by linebacker Bryan Devone.



1986 ECAC SOUTH CHAMPIONSHIP

LANCASTER, PA — Senior quarterback Jesse Foote ran for four touchdowns and passed for another as Wagner posted a 40-28 victory over host Franklin & Marshall to capture the ECAC South Championship at Williamson Field. Foote scored all four of his touchdowns in the final thirty minutes, including a 46-yard jaunt with 52 seconds remaining to seal the victory.



1985 ECAC SOUTH CHAMPIONSHIP

KING'S POINT, NY — Sophomore Peter Andolph's end zone tackle of King's Point running back Doug Jones with 7:47 remaining in the first half provided Wagner with the winning margin as the Seahawks captured the ECAC South Championship with a 9-7 victory at Captain Tomb Field. Freshman running back Terry Underwood scored Wagner's only touchdown on a two-yard run.



1983 ECAC METRO CHAMPIONSHIP

JAMAICA, NY — The Seahawks scored an ECAC Championship game record 48 points to capture the ECAC Metro NY-NJ Championship over host St. John's University, 48-7. The Seahawks took control early as tailback Ed Christensen scored three first-quarter touchdowns on runs of 77, 14 and 10 yards. Christensen ended the day with 177 yards on the ground.



The greatest day in the long and illustrious gridiron history of Wagner College came on a sunny December 12, 1987 in Phenix, Alabama, as the Seahawks captured the 1987 NCAA Division III National Championship with a 19-3 victory against the University of Dayton.

The Seahawks, winners of seven straight and 12 of 13 heading into the championship, rose to the challenge in the Stagg Bowl. Wagner jumped out to a 19-0 first-half lead and never looked back in cruising to the College's first and only national championship in any sport.

Quarterback Greg Kovar got Wagner on the board early, finding split end John Chaney in the end zone from 22 yards out with just under two minutes left in the opening quarter. Fullback Tom Pugh put the Seahawks up 13-0, bulldozing in from one yard out. Wide receiver Keith Johnson capped the Seahawk scoring 20 seconds before intermission, hauling in a 22-yard Kovar spiral for a 19-0 halftime lead.

With Kovar on the way to a 301-yard day, the defense took it the rest of the way, holding Dayton to just 234 yards of total offense and 2.9 yards per play. End George Gaspar led the way with 16 tackles and a sack, while linebackers Artie DiMella and Chris West made 13 stops each.

The Seahawks made three other NCAA Playoff appearances in the 1980s, earning berths in 1980 and 1982 and returning to defend their championship in 1988, but falling 34-31 in an overtime shoot-out to eventual national champion Ithaca.



TEAM RECORDS

Single Game Offense

Plays ~ 90 at Towson State; 11/16/96

Yards Gained ~ 673 vs. Hofstra; 10/15/88

First Downs ~ 30 at St. Francis (Pa.); 11/21/92

Rushes ~ 77 at Kean; 11/13/82
77 vs. U.S.M.M.A.; 10/27/79

Yards Rushing ~ 472 vs. W. Connecticut St.; 10/3/86

Touchdowns Rushing ~ 7 vs. Iona; 9/26/81

First Downs Rushing ~ 21 vs. St. John's; 9/17/82

Passes Attempted ~ 58 vs. CCSU; 10/22/05

Completions ~ 33 vs. CCSU; 10/22/05

Interceptions Thrown ~ 4 Five Times
Most Recent: vs. San Diego; 11/13/99

Yards Gained Passing ~ 420 vs CCSU; 10/22/05

Touchdowns Passing ~ 5 at Saint Peter's, 9/15/05

First Downs Passing ~ 17 vs. Salisbury State; 10/13/90

Points ~ 62 vs. Jacksonville; 11/15/98
62 vs. Iona; 9/26/81

Touchdowns ~ 9 vs. Iona; 9/26/81

Field Goals ~ 4 vs. Delaware Valley; 9/14/91
4 at St. John's; 9/29/01

Single Game Defense

Fewest Plays Allowed ~ 36 vs. Trenton State; 9/23/83

Fewest Yards Allowed ~ 55 at Iona; 9/26/80

Fewest Rushes Allowed ~ 15 at St. John's; 9/29/01

Fewest Rushing Yards Allowed ~ (-56) at Iona; 10/10/92

Fewest Passes Allowed ~ 6 vs. Albany; 10/30/04
6 vs. West. Conn. St; 10/3/86

Fewest Completions Allowed ~ 0 vs. Hobart; 9/23/78

Fewest Passing Yards Allowed ~ 0 vs. Hobart; 9/23/78

Interceptions ~ 5 at Monmouth; 10/15/05

Season Offense

Plays ~ 816 in 2012

Yards Gained ~ 4418 in 2005

First Downs ~225 in 2012

Rushes ~ 557 in 1982

Yards Gained Rushing ~2612 in 1982

Touchdowns Rushing ~ 37 in 1981

First Downs Rushing ~ 135 in 1986

Passes ~ 474 in 2005

Completions ~ 267 in 2005

Interceptions Thrown ~ 26 in 1978

Yards Gained Passing ~ 3332 in 2005

Touchdowns Passing ~ 26 in 2005

First Downs Passing ~ 155 in 2005

Points Scored ~ 321 in 1981

Points Scored Per Game ~ 35.0 in 1988 (315 in 9 games)

Touchdowns ~ 45 in 1981

Field Goals Made ~ 16 Twice, Most Recent in 2012

Season Defense

Fewest Plays Allowed
456 in 1956 (8 games)
509 in 1960 (9 games)
559 in 1988 (10 games)

Fewest Yards Allowed
1579 in 1958 (8 games)
1789 in 1980 (9 games)
2192 in 2002 (11 games)
2317 in 1986 (10 games)

Fewest Yards Allowed Per Game
197.3 in 1958 (1579 in 8 games)

Fewest Rushes Allowed
334 in 1959 (8 games)
295 in 1995 (9 games)
344 in 1996 (10 games)

Fewest Rushing Yards Allowed
1022 in 1958 (8 games)
642 in 1995 (9 games)
680 in 1999 (10 games)

Fewest Rushing Yards Allowed Per Game
68.0 in 1999 (680 in 10 games)

Fewest Passing Attempts Allowed
99 in 1958 (8 games)
124 in 1977 (9 games)
139 in 1979 (10 games)

Fewest Completions Allowed
36 in 1954 (8 games)
39 in 1977 (9 games)
50 in 1979 (10 games)

Fewest Passing Yards Allowed Per Game
57.6 in 1954 (519 in 8 games)

Lowest Percentage of Passes Completed Against
.314 in 1977 (39 of 124)

Fewest Points Allowed
92 in 1959 (8 games)
42 in 1967 (9 games)
123 in 1986 (10 games)
134 in 2002 (11 games)

Fewest Points Allowed Per Game
4.6 in 1967 (42 in 9 games)

Most Wins in a Season
13 in 1987 (13-1)(National Championship)

Most Regular Season Wins ~ 10 in 1967 (10-0)

Most Consecutive Wins ~ 11 (9/19/64-9/25/65)

Most Consecutive Games Without a Loss
18 (9/19/81-11/31/82)

Largest Margin of Victory ~ 55 vs. Iona; 9/26/81 (62-7)

Largest Margin of Defeat ~ 82 vs. St. Lawrence; 1936 (82-0)



Shaun Grover (2002-05) boosted the Seahawk's record setting offensive year in 2005 with a new school mark of 1,031 receiving yards.

CAREER RECORDS

RUSHING YARDS

- Rick Sarille (1995-99)5290
- Terry Underwood (1985-88)5010
- Dominique Williams (2009-14)4435
- Alonzo Patterson (1979-82)4177
- Kito Lockwood (1992-95)3156
- Ryan Fulse (2017-18)3090
- Greg Harris (1988-91)2433
- Chris Davis (2000-03)2342
- Jason Butler (2004-07)2088
- Nick Doscher (2009- 12)2088

PASSING YARDS

- Nick Doscher (2009- 12) 6100
- John Sciarra (2004-05)5902
- Jason Cue (1993-94)4590
- Don Cavalli (1958-61)4393
- Greg Kovar (1985-88)4068
- Matt Abbey (2005-08)4021
- Terry O'Hare (1991-92)3870
- Jesse Foote (1984-86)3639
- Dan Coughlin (1962-64)3634
- Aaron Smith (1999-01)3625

PASSING COMPLETIONS

- John Sciarra (2004-05) 473
- Nick Doscher (2009-12) 455
- Matt Abbey (2005-08) 334
- Terry O'Hare (1991-92) 313
- Aaron Smith (1999-01) 283
- Jason Cue (1993-94) 282
- Alex Thomson (2015-17) 274
- Greg Kovar (1985-88) 274
- Dan Coughlin (1962-64) 258
- Jason Miletic (1995-96) 256
- Jesse Foote (1984-86) 256

TOUCHDOWN PASSES (1950-present)

- Don Cavalli (1958-61)46
- Nick Doscher (2009-12)44
- John Sciarra (2004-05)40
- Aaron Smith (1999-01)38
- Jim Fagan (1969-1971)28
- Andy Uske (1972-1974)28
- Greg Kovar (1985-88)27
- Dan Coughlin (1962-64)26
- Jason Cue (1993-94)26
- Tim Kelley (1980-83)25

RECEPTIONS

- Chris Turner (2003-06) 213
- Shaun Grover (2002-05) 181
- Jason Bain (1997-00) 142
- Sean Hurley (1993-96) 131
- Lon Woods (2006-09) 130
- Chuck Kinsley (1997-00) 127
- Rich Kotite (1963-65) 119
- David Crawford (2008-12) 109
- Joe Kinard (2004-07) 108
- Mike Walker (1987-90) 107

PASSING EFFICIENCY

- Terry O'Hare (1991-92) 130.3
- Alex Thomson (2015-pres.) 125.9
- Tim Kelley (1980-83) 124.6
- Greg Kovar (1985-88) 123.4
- John Sciarra (2004-05) 120.2
- Nick Doscher (2009-12) 119.7
- Jason Cue (1993-94) 119.1
- Don Cavalli (1958-61) 118.3

RECEIVING YARDS

- Chris Turner (2003-06)2863
- Jason Bain (1997-00)2294
- Shaun Grover (2002-05)2256
- Chuck Kinsley (1997-00)2128
- Rich Kotite (1963-65)2065
- Mike Walker (1987-90)2010
- Lon Woods (2006-09)1906
- Sean Hurley (1993-96)1876
- David Crawford (2008-12)1723
- Al Ferrie (1957-60)1703



QB John Sciarra (2004-05) completely re-wrote the Wagner record book during his two years under center.

TOTAL OFFENSE

(PASSING + RUSHING)

- Nick Doscher (2009 - 12) 8404
- John Sciarra (2004-05)5845
- Rick Sarille (1995-99)5290
- Terry Underwood (1985-88)5010
- Dominique Williams (2009-14)4435
- Don Cavalli (1958-61)4393
- Jesse Foote (1984-86)4273
- Jason Cue (1993-94)4232
- Alonzo Patterson (1979-82)4177

SCORING

- Rick Sarille (1995-99) 334
- Terry Underwood (1985-88) 330
- Dominique Williams (2009-14) 276
- David Lopez (2009-14) 245
- Piotr Czech (2004-07) 243
- Tom O'Riordan (1983-86) 237
- Frank Melos (1958-61) 232
- Alonzo Patterson (1979-82) 226
- Kito Lockwood (1992-95) 222

FIELD GOALS

- Piotr Czech (2004-07) 44
- David Lopez (2009) 44
- Tom O'Riordan (1983-86) 35
- Walter Lopez (1988-91) 32
- Carl Franke (1994-97) 21
- Phil Marak (1979-82) 20
- Eric Silvester (2017-19) 18
- James Cooper (2016-17) 16
- Jerry O'Riordan (1987) 13
- Ken Danielson (1967-69) 9
- Robert Pate (2002) 9

EXTRA POINTS

- Tom O'Riordan (1983-86) 132
- David Lopez (2009) 113
- Carl Franke (1994-97) 113
- Piotr Czech (2004-07) 111
- Phil Marak (1979-82) 111
- Walter Lopez (1988-91) 87
- Eric Silvester (2017-19) 57
- Steve Schaeffer (1971-73) 41
- Ken Danielson (1967-69) 40
- Jerry O'Riordan (1987) 34

INTERCEPTIONS

- Tony Parisi (1971-74) 24
- Jim Nix (1976-79) 18
- Al Phillips (2004-07) 17
- Mike Kelly (1963-65) 15
- Jarrett Dieudonne (2011-2014) 14
- Tom Masella (1978-81) 14
- Bob Kitts (1981-84) 12
- John Toto (1969-72) 11
- Terek Henderson (2001-04) 11
- Ryan Castenllani (1999-02) 10

TOTAL TACKLES

- Sal D'Alessio (1980-83) 457
- Ryan Tobin (1990-93) 419
- Craig Romano (2002-05) 377
- Jeremy Balina (1999-02) 351
- Bob Mackisey (1979-82) 350
- Andy Fellouris (1982-85) 343
- Bryan Devone (1990-93) 329
- Santoni Graham (2015-19) 317

TOTAL SACKS*

- Cam Gill 34
- Luke Schmidt 21.5
- Robert Brown 19
- Franklin Bright 18
- Julian Stanford 16.5
- John Harrison 15.5
- Tim Heaney 14.5
- Titus Leo 13
- Mike Lobardo 12.5
- Jeremy Balina 11.5
- Charles Bryant 11.5

* Sacks did not become an official NCAA stat until 2000



SINGLE-SEASON RECORDS

RUSHING YARDS

1. Terry Underwood (1988).....	1809
2. Ryan Fulse (2018).....	1784
3. Alonzo Patterson (1981).....	1487
4. Rick Sarille (1996).....	1479
5. Jason Butler (2007).....	1353
6. Alonzo Patterson (1982).....	1351
7. Dominique Williams (2011).....	1338
8. Rick Sarille (1999).....	1337
9. Dominique Williams (2012).....	1328
10. Ryan Fulse (2017).....	1306

PASSING YARDS

1. John Sciarra (2005).....	3321
2. John Sciarra (2004).....	2581
3. Alex Thomson (2016).....	2436
4. Aaron Smith (2000).....	2346
5. Jason Cue (1993).....	2330
6. Jason Cue (1994).....	2260
7. Jeff Skinner (1998).....	2246
8. Terry O'Hare (1992).....	2161
9. Nick Doscher (2010).....	2067
10. Greg Kovar (1987).....	1979

TOUCHDOWN PASSES

1. John Sciarra (2005).....	26
2. Aaron Smith (2000).....	25
3. Greg Kovar (1987).....	17
4. Don Cavalli (1960).....	18
5. Nick Doscher (2010).....	16
Tim Kelley (1983).....	16
Alex Thomson (2016).....	16
8. Ray Benvenuti (1989).....	15
9. David Bateman (2003).....	14
Dan Coughlin (1964).....	14
Jason Cue (1993).....	14
Terry O'Hare (1992).....	14
John Sciarra (2004).....	14

PASSING COMPLETIONS

1. John Sciarra (2004).....	266
2. John Sciarra (2004).....	207
3. Alex Thomson (2016).....	184
4. Aaron Smith (2000).....	172
5. Terry O'Hare (1992).....	170
6. Jeff Skinner (1998).....	162
7. Jason Cue (1993).....	152
8. Matt Abbey (2006).....	150
9. Nick Doscher (2010).....	148
10. Jason Miletic (1996).....	144

RECEPTIONS

1. Shaun Grover (2005).....	78
2. Sean Simmons (2003).....	74
3. Chris Turner (2005).....	66
4. Chris Turner (2004).....	61
Bob Grady (1976).....	61
6. Rich Kotite (1964).....	56
7. Chris Turner (2006).....	54
8. Lou Simone (2001).....	51
Jason Bain (2000).....	51
10. Shawn Grover (2004).....	50

PASSING EFFICIENCY

1. Greg Kovar (1987).....	158.1
2. Nick Doscher (2012).....	133.9
3. Alex Thomson (2016).....	133.6
4. Terry O'Hare (1992).....	132.3
5. Aaron Smith (2000).....	131.6
6. Tim Kelley (1983).....	129.9
7. Greg Kovar (1988).....	129.3
8. Lou Simone (1999).....	128.3
9. Jesse Foote (1986).....	128.2
10. John Sciarra (2005).....	128.1

RECEIVING YARDS

1. Shaun Grover (2005).....	1031
2. Chris Turner (2005).....	952
3. Rich Kotite (1964).....	943
4. Sean Simmons (2003).....	894
5. Jason Bain (2000).....	877
6. Bob Grady (1976).....	852
7. Chris Turner (2004).....	845
8. Al Ferrie (1960).....	738
9. John Williams (2016).....	701
10. Rich Kotite (1965).....	684

TOTAL OFFENSE

(PASSING + RUSHING)

1. John Sciarra (2005).....	3302
2. Nick Doscher (2010).....	2739
3. John Sciarra (2004).....	2513
4. Alex Thomson (2016).....	2481
Aaron Smith (2000).....	2467
6. Jeff Skinner (1998).....	2402
7. Nic Doscher (2012).....	2367
8. Jason Cue (1994).....	2130
9. Terry O'Hare (1992).....	2111
10. Jason Cue (1993).....	2102

SCORING

1. Terry Underwood (1988).....	126
2. Rick Sarille (1999).....	102
Terry Underwood (1985).....	102
4. Frank Melos (1961).....	96
5. Rick Sarille (1997).....	94
6. Greg Harris (1990).....	90
Dominique Williams (2012).....	90
8. Ryan Fulse (2018).....	84
Alonzo Patterson (1981).....	84
Dominique Williams (2011).....	84

FIELD GOALS

1. James Cooper (2016).....	16
Piotr Czech (2007).....	16
David Lopez (2012).....	16
4. Tom O'Riordan (1984).....	13
Jerry O'Riordan (1987).....	13
6. David Lopez(2010).....	11
Walter Lopez (1991).....	11
Piotr Czech (2005).....	11
Eric Silvester (2018).....	10
Tom O'Riordan (1985).....	10

EXTRA POINTS

1. Tom O'Riordan (1983).....	40
2. Phil Marak (1981).....	39
3. DAVID LOPEZ (2009).....	38
4. Tom O'Riordan (1986).....	37
5. Phil Marak (1981).....	37
6. Eric Silvester (2018).....	36
7. Carl Franke (1994).....	35
Steve Cross (2000).....	35
9. Piotr Czech (2005).....	32
Walter Lopez (1989).....	32
Tom O'Riordan (1985).....	32
David Lopez (2012).....	32

INTERCEPTIONS

1. Jim Nix (1979).....	10
2. John Toto (1972).....	9
3. Tony Parisi (1974).....	8
4. Jarrett Dieudonne (2014).....	7
Mike Kelly (1965).....	7
6. Al Phillips (2007).....	6
Tony Smith (2004).....	6
Neil Leonard (1952).....	6
Dick Schlenker (1960).....	6
10. Numerous with.....	5

TOTAL TACKLES

1. Ryan Tobin (1993).....	150
2. Joe Asconi (1969).....	139
3. Sal D'Alessio (1981).....	133
4. Sal D'Alessio (1982).....	132
5. Bob Mackisey (1982).....	126
Craig Romano (2004).....	126
7. Craig Romano (2005).....	124

TOTAL SACKS*

1. Cam Gill - 2018.....	13.5
2. Robert Brown - 2007.....	11
3. John Harrison - 2002.....	10.5
4. Cam Gill - 2017.....	9.5
5. Cam Gill - 2019.....	9.5
6. Franklin Bright - 2003.....	9
7. Titus Leo - 2021.....	7
7. Doneke Coombs - 2000.....	7
7. Charles Bryant - 2004.....	7
7. Julian Stanford - 2010.....	7
7. Mike Mentor - 2015.....	7

*Sacks did not become an official NCAA stat until 2000



INDIVIDUAL RECORDS

General Offensive Records

Total Offense

Game: 420 John Sciarra
vs. CCSU; 10/22/05
(409 pass, 11 rush)
Season: 3302 John Sciarra; 2005
(3321 passing, -19 rush)
Career: 8404 Nick Doscher, 2009-12
(6100 pass, 2304 rush)

Total Offense Per Game

Season: 300.2 John Sciarra, 2005
Career: 265.7 John Sciarra, 2004-05

All-Purpose Yards

Game: 397 Terry Underwood
vs. Hofstra; 10/15/88
(363, rush, 34 rec)
Season: 2408 Terry Underwood; 1988
(1809 rush, 241 rec, 358 ret)
Career: 7338 Rick Sarille, 1995-99
(5290 rush, 365 rec, 1682 ret)

Touchdowns Responsible For

(scored and passed)

Game: 5 John Campbell (5 rush)
at Jacksonville; 11/15/98
5 Terry Underwood (5 rush)
at Ramapo; 11/9/85
5 Greg Harris (5 rush)
vs. Newport News; 10/6/90
5 John Sciarra (4 pass; 1 rush)
vs. CCSU; 10/22/05
5 John Sciarra (5 pass)
at Saint Peter's; 9/15/05
5 Nick Doscher (2 rush, 3 pass)
vs. CCSU, 11/7/09
Season: 28 John Sciarra; 2005
Career: 72 Nick Doscher (2009-12)
(44 pass, 28 rush)

Points Responsible For (scored and passed)

Game: 30 John Campbell
at Jacksonville; 11/15/98
30 Terry Underwood
at Ramapo; 11/9/85
30 Greg Harris
vs. Newport News; 10/6/90
30 John Sciarra
vs. CCSU; 10/22/05
30 Nick Doscher
vs. CCSU, 11/7/09
Season: 126 Terry Underwood; 1988
Career: 396 Nick Doscher
(66 TD)



John Sciarra (2004-05) had the best offensive season of any QB in school history in 2005.



RB Jason Butler (2004-07) was the NEC Offensive Player of the Year after rushing for 100 yards-plus in all 11 games.

Rushing Records

Carries

Game: 47 Rick Sarille
vs. Robert Morris; 11/2/96
Season: 316 Jason Butler; 2007
Career: 965 Rick Sarille; 1995-99

Average Carries Per Game

Season: 30.3 Kito Lockwood; 1995
Career: 23.5 Rick Sarille; 1995-99

Yards

Game: 363 Terry Underwood
vs. Hofstra; 10/15/88
Season: 1809 Terry Underwood; 1988
Career: 5290 Rick Sarille; 1995-99

Yards Per Game

Season: 201.0 Terry Underwood; 1988
Career: 156.5 Terry Underwood; 1985-88

Games Gaining 100 Yards or More

Season: 11 Jason Butler; 2007
Career: 28 Rick Sarille; 1995-99
(8 200+ yds.)

Average Gain Per Carry

Game: 14.5 Terry Underwood
vs. Wm. Paterson; 9/7/85
(Min. 10 att.) (13 for 189)
Season: 7.4 Terry Underwood; 1988
(Min. 150 att.) (245 for 1809)
Career: 6.9 Terry Underwood; 1985-88
(Min. 400 att.) (742 for 5010)

Rushing Touchdowns

Game: 5 Greg Harris
vs. Newport News; 10/6/90
Season: 21 Terry Underwood; 1988
Career: 55 Terry Underwood; 1985-88

Longest Rush for Touchdown

85 Chris Davis
vs. Robert Morris; 10/28/00

Passing Records

Passes Attempted

Game: 58 John Sciarra
vs. CCSU; 10/22/05
Season: 469 John Sciarra, 2005
Career: 879 Nick Doscher; 2009-12

Completions

Game: 33 John Sciarra
at CCSU; 10/22/05
Season: 266 John Sciarra; 2005
Career: 473 John Sciarra; 2004-05

Percentage of Passes Completed

Game: .833 Terry O'Hare
vs. Iona; 10/12/91
(Min. 15 att.) (15 of 18)
Season: .611 Terry O'Hare; 1991
(Min. 200 att.) (143 of 234)
Career: .601 Terry O'Hare; 1991-92
(Min. 400 att.) (313 of 518)

Passing Efficiency Rating

Season: 158.1 Greg Kovar; 1988
Career: 130.3 Terry O'Hare; 1991-92

Yards Passing

Game: 420 John Sciarra
vs. CCSU; 10/22/05
Season: 3321 John Sciarra; 2005
Career: 6100 Nick Doscher; 2009-12

Passing Yards Per Game

Season: 301.9 John Sciarra; 2005
Career: 268.3 John Sciarra;
2004-05

Interceptions Thrown

Game: 4 Four times by four players
Most recent: David Bateman
vs. Iona, 9/13/03
Season: 20 Frank Morogiollo; 1978
Career: 39 Don Cavalli; 1958-61

Touchdown Passes Thrown

Game: 5 John Sciarra
at Saint Peter's, 9/15/05
Season: 26 John Sciarra, 2005
Career: 52 Don Cavalli; 1958-61

Games 200 or More Yards Passing

Season: 11 John Sciarra, 2005
Career: 16 John Sciarra, 2004-05

Games 300 or More Yards Passing

Season: 5 John Sciarra; 2005
Career: 9 John Sciarra; 2004-05

Longest Pass Play for a Touchdown

97 John Von Ahnen from Jesse Foote
at Trenton St.; 9/21/84

NOTE — All single game records date to 1978.



INDIVIDUAL RECORDS

Records

Receptions

Game: 15 Chris Turner
at La Salle, 9/04/04
Season: 78 Shaun Grover, 2005
Career: 213 Chris Turner, 2003-06

Yards Receiving

Game: 202 Chris Turner
vs. Sacred Heart, 10/1/05
Season: 1031 Shaun Grover, 2005
Career: 2863 Chris Turner, 2003-06

Average Gain Per Reception

Season: 18.0 Rich Kotite; 1965
(Min. 35 rec.) (38 for 684)
Career: 22.1 Al Ferrie; 1957-60
(Min. 75 rec.) (77 for 1703)

Touchdown Receptions

Game: 4 Chris Turner



WR Chris Turner (2003-06) holds the career-records for catches, yards and TD receptions.



Academic All-American linebacker Artie Dimella (1984-87)



vs CCSU, 10/22/05
Season: 12 Chris Turner, 2005
Career: 33 Chris Turner, 2003-06

Scoring Records

Points

Game: 30 John Campbell
vs. Jacksonville, 11/15/98
30 Terry Underwood
at Ramapo; 11/9/85
30 Greg Harris
vs. Newport News; 10/6/90
Season: 126 Terry Underwood; 1988
Career: 334 Rick Sarille; 1995-99

Touchdowns

Game: 5 John Campbell
at Jacksonville, 11/15/98
5 Terry Underwood
at Ramapo; 11/9/85
5 Greg Harris
vs. Newport News; 10/6/90
Season: 21 Terry Underwood; 1988
Career: 55 Terry Underwood; 1985-1988
Rick Sarille; 1995-99

Extra Points Attempted by Kicking

Game: 9 Mike Irving
at Jacksonville, 11/15/98
9 Phil Marak
vs. Iona; 9/26/81
Season: 43 Phil Marak; 1981
Career: 139 Tom O'Riordan; 1983-86

Extra Points Made by Kicking

Game: 8 Mike Irving
at Jacksonville, 11/15/98
8 Phil Marak
vs. Buffalo St.; 9/19/81
8 Phil Marak
vs. Iona; 9/26/81
8 Tom O'Riordan
at Fordham; 10/29/83
8 Jerry O'Riordan
vs. Pace; 11/14/87
Season: 40 Tom O'Riordan; 1983
Career: 132 Tom O'Riordan; 1983-86

Percentage of Extra Points Made by Kicking

Season: (Minimum 25 attempts)
1.000 Tom O'Riordan; 1983 (40 of 40)
1.000 Jerry O'Riordan; 1987 (34 of 34)
1.000 Walter Lopez; 1989 (32 of 32)

Piotr Czech, shown booting a career and NEC-best 56-yard FG vs. Saint Francis (PA) last season, is regarded as the finest placekicker in NEC and Wagner history. He signed a free agent contract with the NFL's Baltimore Ravens in May, 2008.

1.000 Piotr Czech; 2004 (31 of 31)
1.000 Robert Pate; 2002 (29 of 29)
Career: (Minimum 90 attempts)
.957 Piotr Czech; 2004-07 (111 of 116)

Field Goals Attempted

Game: 5 Walter Lopez
vs. Delaware Valley; 9/14/91
Season: 23 Tom O'Riordan; 1985
Career: 61 Tom O'Riordan; 1983-86

Field Goals Made


Game: 4 Walter Lopez
vs. Delaware Valley, 9/14/91
Blake Abbot
at St. John's, 9/29/01
Season: 16 Piotr Czech; 2007
Career: 44 Piotr Czech; 2004-07

Percentage of Field Goals Made

Season: (Minimum 13 attempts)
.842 Piotr Czech; 2007 (16 of 19)
Career: (Minimum 40 attempts)
.688 Piotr Czech; 2004-07 (44 of 64)

Longest Field Goal Made

1. 56 Piotr Czech
vs. Saint Francis (PA) 11/10/07
2. 54 Piotr Czech
at Sacred Heart, 9/30/06
at Cent. Conn St., 10/21/06



Walter Lopez (1988-91) was an All-American placekicker for the Seahawks in 1991.

INDIVIDUAL RECORDS

Punting Records

Punts
 Season: 72 Ken Danielson; 1968
 Career: 248 Piotr Czech; 2004-07

Average Yardage Per Punt
 Season: 40.9 David Kennet; 1984
 (48 for 1964)

(Min. 40 punts)
 Career: 37.9 Piotr Czech; 2004-07
 (248 for 9393)

(Min. 100 punts)

Longest Punt
 75 Carl Franke
 at Cent. Conn. St.; 10/26/96

Return Records

Punt Returns
 Game: 6 seven times; Most recent:
 Al Phillips
 at La Salle, 8/31/06
 Season: 39 Ryan Castellani, 2000
 Career: 115 John Chiofalo; 1983-86

Yards Gained on Punt Returns
 Game: 105 Ryan Castellani
 vs. Monmouth, 9/9/00
 Season: 507 Ryan Castellani, 2000
 Career: 1,253 Ryan Castellani; 1999-03

Average of Yards Gained on Punt Returns
 Season: 13.0 Ryan Castellani, 2000
 (Min. 25 returns) (39 for 507)
 Career: 8.6 John Chiofalo; 1983-86
 (Min. 85 returns) (115 for 994)

Longest Kickoff Return for a Touchdown
 (I-AA) 98 Denzel Knight
 at Montana St.; 9/15/18

Kickoff Returns
 Game: 6 twice Al Phillips
 at Sacred Heart; 9/30/06
 Larry Walker
 at Hofstra; 10/13/89
 Season: 23 Tony Parisi; 1974
 Career: 64 Rick Sarille; 1995-99

Yards Gained on Kickoff Returns
 Game: 172 Frantz Placide
 vs. Albany 11/21/09
 Season: 777 Frantz Placide, 2009
 Career: 1682 Rick Sarille; 1995-99

Average of Yards Gained on Kickoff Returns
 Season: 31.5 Al Phillips; 2007
 (Min. 15 returns) (16 for 441 yards)
 Career: 26.3 Rick Sarille; 1995-99
 (Min. 40 returns) (64 for 1682)

Longest Kickoff Return for a Touchdown
 97 Terry Underwood
 at Montclair St.; 9/14/85

Defensive Records

Passes Intercepted
 Game: 3 Tony Smith
 vs. Iona; 10/16/04
 Season: 10 Jim Nix; 1979
 Career: 24 Tony Parisi; 1971-74

Yards Gained on Interception Returns
 Game: 104 Jim Jenkins
 at C.W. Post; 11/12/66
 Season: 224 Tony Parisi; 1974
 Career: 445 Tony Parisi; 1971-74


Longest INT Return for a Touchdown
 104 Jim Jenkins at C.W. Post; 11/12/66

Unassisted Tackles
 Game: 16 Mike Steed
 vs. Cornell; 10/30/99
 Ryan Tobin
 vs. C.W. Post; 9/11/93
 Season: 99 Ryan Tobin; 1993
 Career: 219 Ryan Tobin; 1990-93


Assisted Tackles
 Game: 22 Bob Mackisey at New Haven;
 10/23/82
 Season: 116 Bob Mackisey; 1982
 Career: 255 Bob Mackisey; 1979-82

Total Tackles
 Game: 27 Ryan Tobin
 vs. C.W. Post; 9/11/93
 Season: 150 Ryan Tobin; 1993
 Career: 457 Sal D'Alessio; 1980-83

Sacks
 Game: 4 Cam Gill at Stony Brook 11/11/17
 4 Robert Brown
 at Robert Morris; 10/6/07
 4 William Snell
 vs. Central Conn.; 9/25/93
 4 Ryan Tobin
 vs. Central Conn; 9/25/93



Linebacker Ryan Tobin (1990-93)



All-American offensive lineman Rich Negrin (1984-87)



Linebacker Bryan Devone (1990-93)



THE ALL-AMERICANS

Rich Kotite, SE	1965	AP (1st team)	Bob Dunn, OG	Football News (3rd team)	Mike Steed, LB	Don Hansen's (HM)
John Gloistein, DT	1967	AP (1st team)	Mike Jones, C	Pizza Hut (1st team)	Ryan Castellani, DB / RS	Don Hansen's (HM)
Andy Senese, DB	1969	Kodak (1st team)	Rich Robinson, DT	Pizza Hut (3rd team)	Kharee Shorter, DB	Don Hansen's (HM)
Joe Asconi, NG		AP (HM)		Football News (2nd team)		2002
Tom Moore, FB		AP (HM)		1991	Jeremy Balina, LB	Don Hansen's (1st Team)
Tony Parisi, DB	1974	AP (1st team)	Walter Lopez, PK	Kodak (1st team)	Somah Payne, DL	Don Hansen's (2nd Team)
Phil Thies, OG	1980	AP (3rd team)		1992	John Harrison, DL	Don Hansen's (2nd team)
Alonzo Patterson, RB		Kodak (1st team)	Rick Williams, DE	Champion (2nd team)	Brian Dilworth, OL	Don Hansen's (HM)
Don Edwards, DE	1981	CoSIDA (3rd team)	Terry O'Hare, QB	Champion (HM)	David Bateman, P	Don Hansen's (HM)
Alonzo Patterson, RB		CoSIDA (2nd team)	Bryan Devone, LB	Champion (HM)	Shaun Grover, WR	Don Hansen's (HM)
Don Edwards, DE		CoSIDA (2nd team)	Ryan Tobin, LB	Champion (HM)	Ryan Castellani, RS	Don Hansen's (HM)
Alonzo Patterson, RB	1982	AP (1st team)		1993		2003
Pete Demeropoulos, OG		Kodak (1st team)	Ryan Tobin, LB	(Division I-AA)	Tim Heaney, DL	Don Hansen's (1st Team)
Sal D'Alessio, LB		CoSIDA (1st team)		The Sports Network (3rd team)	Franklin Bright, DL	Don Hansen's (2nd Team)
Selwyn Davis, OT		CoSIDA (2nd team)	Rick Grimaldi, OG	1995	David Bateman, QB, P	Don Hansen's (HM)
Bob Mackisey, LB		AP (HM)	Bill Sommers, DE	Don Hansen's (1st team)	Sean Simmons, WR	Don Hansen's (HM)
Selwyn Davis, OT	1983	AP (1st team)	Tony Capua, OT	Don Hansen's (1st team)	Brian Dilworth, OL	Don Hansen's (HM)
Sal D'Alessio, LB		Kodak (1st team)	Vincent Fyfe, DE	Don Hansen's (HM)	Mark Jepson, RS	Don Hansen's (HM)
John Franco, RB		CoSIDA (2nd team)	Kito Lockwood, RB	Don Hansen's (HM)	Luke Schmidt, DL	Don Hansen's (HM)
Tom O'Riordan, PK		CoSIDA (2nd team)	Ryan Linder, LB	Don Hansen's (HM)		2004
Scott McElrath, DB		CoSIDA (2nd team)	Randy Marcano, C	Don Hansen's (HM)	Chris Turner, WR	Don Hansen's (2nd Team)
Tim Kelley, QB		AP (HM)	Jason Scholz, DB	Don Hansen's (HM)	Charles Bryant, DL	Don Hansen's (2nd Team)
Tom Bannon, OG		AP (2nd team)		1996	Craig Romano, LB	Don Hansen's (2nd Team)
Terry Underwood, RB	1984	AP (3rd team)	Rick Sarille, RB	Don Hansen's (1st team)	Terek Henderson, DB	Don Hansen's (2nd Team)
Charlie Stinson, DT		AP (1st team)	Randy Marcano, OL	Don Hansen's (1st team)	Piotr Czech, K	Don Hansen's (HM)
Terry Underwood, RB		Pizza Hut (1st team)	Bill Sommers, DE	Don Hansen's (HM)		2005
Rich Negrin, OT		Football News (2nd team)	Rick Sarille, KR	Don Hansen's (HM)	Al Phillips, DB	Sports Network, I-AA Mid Major
Rich Negrin, OT	1987	Football News (1st team)		1997		Collegesportsreport.com Mid Major
Aaron Campbell, OG		Pizza Hut (2nd team)		AP (3rd Team)	Joe Kinard, TE	Don Hansen's (2nd Team)
Jerry O'Riordan, PK		Pizza Hut (2nd team)	Rick Sarille, RB	Don Hansen's (1st Team)	Thomas Davis, DE	Don Hansen's (1st Team)
Terry Underwood, RB		Pizza Hut (2nd team)	Ryan Linder, LB	Don Hansen's (HM)	John Sciarra, QB	Don Hansen's (HM)
Artie Dimella, LB		Pizza Hut (2nd team)	Daryn Plummer, LB	Don Hansen's (HM)		2006
Greg Kovar, QB		GTE/CoSIDA Academic (2nd team)	Brian Avery, OL	Don Hansen's (HM)	Piotr Czech, PK	Don Hansen's (1st Team)
Terry Underwood, RB	1988	Pizza Hut (3rd team)	Carl Franke, K	Don Hansen's (HM)	Thomas Davis, DT	Don Hansen's (1st Team)
Willie Morris, OT		AP (1st team)		1998	Joe Kinard, TE	Don Hansen's (1st Team)
Bob Dunn, OG		Kodak (1st team)	Kevin Goode, S	Don Hansen's (HM)	Al Phillips, DB	Don Hansen's (1st Team)
Mike Jones, C		Football News (1st team)	Cheston Bulgin	Don Hansen's (HM)		2007
Rich Robinson, DT		Football News (3rd team)		1999	Robert Brown, DE	Associated Press (Third Team)
Terry Underwood, RB		Pizza Hut (1st team)		AP (1st Team All-Purpose)	Piotr Czech, PK	AFCA (1st Team)
Willie Morris, OT		Football News (1st team)		LBLC (2nd team)		2012
Bob Dunn, OG		Pizza Hut (1st team)		Don Hansen's (Specialist of the Year)(1st team)	Dominique Williams, RB	College Sports Journal
Mike Jones, C		Pizza Hut (3rd team)		LBLC (1st team)	Daevonte Barnett, DL	College Sports Journal
Rich Robinson, DT		Football News (2nd team)		Don Hansen's (1st team)		Freshman All-American
Terry Underwood, RB		Football News (3rd team)		Don Hansen's (HM)	Phil Faccione, LS	2013
Willie Morris, OT		Pizza Hut (1st team)		Don Hansen's (HM)		The Sports Network
Bob Dunn, OG		Football News (1st team)		Don Hansen's (HM)	Jarrett Dieudonne, CB	2014
Mike Jones, C		Pizza Hut (1st team)		Don Hansen's (HM)		The Sports Network
Rich Robinson, DT		Football News (1st team)		Don Hansen's (HM)	Press (Second Team)	Associated
Terry Underwood, RB		Football News (1st team)		Don Hansen's (HM)	College Sports Madness (Second Team)	
Willie Morris, OT		Football News (1st team)		Don Hansen's (HM)	Phil Faccione, LS	The Sports Network
Bob Dunn, OG		Pizza Hut (1st team)		Don Hansen's (HM)		2018
Mike Jones, C		Pizza Hut (3rd team)		Don Hansen's (HM)	Ryan Fulse, RB	Associated Press (First Team)
Rich Robinson, DT		Football News (2nd team)		Don Hansen's (HM)		STATS FCS (First Team)
Terry Underwood, RB		Pizza Hut (3rd team)		Don Hansen's (HM)		Walter Camp Foundation (First Team)
Willie Morris, OT		Football News (1st team)		Don Hansen's (HM)	Cam Gill, LB	STATS FCS (Second Team)
Bob Dunn, OG		Pizza Hut (1st team)		Don Hansen's (HM)		Associated Press (Third Team)
Mike Jones, C		Pizza Hut (3rd team)		Don Hansen's (HM)	Chris Woodard, TE	CoSIDA Academic All-American
Rich Robinson, DT		Football News (2nd team)		Don Hansen's (HM)		2019
Terry Underwood, RB		Football News (1st team)		Don Hansen's (1st team)	Cam Gill, LB	STATS FCS (First Team)
Willie Morris, OT		Pizza Hut (1st team)		Don Hansen's (HM)		Hero Sports FCS (Second Team)
Bob Dunn, OG		Football News (1st team)		Don Hansen's (HM)		Associated Press (Third Team)
Mike Jones, C		Pizza Hut (3rd team)		Don Hansen's (HM)		2021
Rich Robinson, DT		Football News (1st team)		Don Hansen's (HM)	Titus Leo, DL	Hero Sports FCS (First Team)
Terry Underwood, RB		Pizza Hut (1st team)		Don Hansen's (HM)		Stats Perform (Third Team)
Willie Morris, OT		Football News (1st team)		Don Hansen's (HM)	Phil Steele (Third Team)	



RESULTS 1927-1964

1927 (1-3-0)

Coaches: Randolph Faries
 & Lucien Kempf
 Captain: Frank Gollnick
 10/1 at NY Aggies.....6-44 _ L
 10/15 Cooper Union.....7-24 _ L
 11/5 C.C.N.Y.I.V.....6-0 _ W
 11/19 Brooklyn.....0-6 _ L

1928 (1-3-1)

Coach: Ray Kirchmeyer
 Captain: Gus Kiefer
 10/13 Brooklyn.....13-14 _ L
 10/20 N.Y. Aggies.....0-0 _ T
 10/27 C.C.N.Y.I.V.....13-24 _ L
 11/3 Long Island.....7-0 _ W
 11/10 Cooper Union.....0-19 _ L

1929 (1-7-0)

Coach: Ray Kirchmeyer
 Captain: Nathaniel H. Kern
 9/28 at Union.....0-53 _ L
 10/5 Connecticut Jr.....38-0 _ W
 10/12 Brooklyn.....6-47 _ L
 10/19 Long Island.....0-37 _ L
 10/26 N.Y. Aggies.....13-25 _ L
 11/2 Montclair St.....6-7 _ L
 11/9 Cooper Union.....7-13 _ L
 11/23 at Juniata.....0-12 _ L

1930 (4-5-0)

Coach: Ray Kirchmeyer
 Captain: Thomas Carey
 9/27 Connecticut Jr.....2-0# _ W
 10/4 at Susquehanna.....7-27 _ L
 10/11 Arnold.....0-10 _ L
 10/18 at Juniata.....0-52 _ L
 10/25 Montclair State.....14-0 _ W
 11/1 Cooper Union.....18-12 _ W
 11/8 Hartwick.....19-7 _ W
 11/15 at N.Y. Aggies.....0-13 _ L
 11/22 at Muhlenburg.....0-32 _ L
 # Forfeit win

1931 (3-4-0)

Coach: Ray Kirchmeyer
 Captain: John Sicari
 10/3 Arnold.....7-13 _ L
 10/10 at Montclair State.....6-25 _ L
 10/17 Hartwick.....13-0 _ W
 10/24 N.Y. Aggies.....20-0 _ W
 10/31 at Moravian.....0-18 _ L
 11/6 at Cooper Union.....6-0 _ W
 11/14 at Mass. St.....0-76 _ L

1932 (2-2-2)

Coach: Ray Kirchmeyer
 Cooper Union.....32-0 _ W
 Montclair St.....14-0 _ W
 St. Francis (NY).....0-0 _ T
 Moravian.....0-0 _ T
 Susquehanna.....0-26 _ L
 at Upsala.....6-8 _ L

1933 (0-2-0)

Coach: Frank Spotts
 10/7 at Lowell Textile.....0-51 _ L
 10/14 Trenton St.....0-20 _ L

1934 (1-4-0)

Coach: Frank Spotts
 Panzer.....0-6 _ L
 Montclair St.....0-18 _ L
 Upsala.....6-21 _ L
 N.Y. Aggies.....0-13 _ L
 St. Francis (NY).....6-0 _ W

1935 (0-5-2)

Coach: Frank Spotts
 Captain: Swede Nilssen
 at Panzer.....0-6 _ L
 at Montclair St.....0-36 _ L
 Hartwick.....0-0 _ T
 N.Y. Aggies.....7-14 _ L
 New Paltz.....0-0 _ T
 at Upsala.....0-40 _ L
 St. Francis (NY).....6-24 _ L

1936 (0-3-1)

Coach: Frank Spotts
 Captains: Charlie Hellriegel
 Bernie Blomquist
 at St. Lawrence.....0-82 _ L
 Panzer.....0-20 _ L
 N.Y. Aggies.....7-17 _ L
 at New Paltz.....6-6 _ T

1937 (0-5-0)

Coach: Ray Kirchmeyer
 Captain: Erling A. Nilssen
 New Britain.....0-32 _ L
 Brooklyn.....0-50 _ L
 Panzer.....7-14 _ L
 N. Y. Aggies.....7-44 _ L
 Arnold.....7-26 _ L

1938 (4-2-0)

Coach: Ray Kirchmeyer
 Captains: Johnny McDermott
 Bob White
 10/8 at Arnold.....0-25 _ L
 10/15 Panzer.....12-7 _ W
 10/22 N.Y. Aggies.....27-0 _ W
 10/29 at Hofstra.....13-37 _ L
 11/5 New Britain.....6-0 _ W
 11/12 at Bergen.....24-0 _ W

1939 (4-1-1)

Coach: Ray Kirchmeyer
 Captain: Bob White
 at N. Y. Aggies.....0-13 _ L
 Bergen.....20-20 _ T
 Trenton State.....25-6 _ W
 at Panzer.....14-6 _ W
 at New Britain.....0-39 _ L
 Arnold.....27-12 _ W
 Brooklyn.....26-16 _ W

1940 (4-2-0)

Coach: Ray Kirchmeyer
 Captain: Mike Perfect
 N. Y. Aggies.....20-0 _ W
 Arnold.....14-0 _ W
 Bergen.....14-6 _ W
 New Britain.....12-15 _ L
 Brooklyn.....13-0 _ W
 American International...7-27 _ L

1941 (5-1-0)

Coach: Ray Kirchmeyer
 Captain: George Schipani
 10/12 Arnold.....25-12 _ W
 10/18 Montclair State.....13-27 _ L
 10/25 New Britain.....20-18 _ W
 11/10 Panzer.....14-0 _ W
 11/15 Lowell Textile.....7-6 _ W
 11/20 Brooklyn.....27-0 _ W

1942-45 No Teams (WW II)

1946 (1-6-0)

Coach: Ray Kirchmeyer
 Captains: Lou Gionitto
 Ed Mulholland
 Lowell Textile.....20-7 _ W
 Brooklyn.....19-25 _ L
 C.C.N.Y.....6-12 _ L
 at U.S.M.M.A.....0-60 _ L
 Susquehanna.....6-27 _ L
 at Hartwick.....0-34 _ L
 Westchester.....0-32 _ L

1947 (4-5-0)

Coach: Jim Lee Howell
 Captains: Don Drown
 Don Hanssen
 9/27 Panzer.....12-7 _ W
 10/4 Hamilton.....7-13 _ L
 10/10 at Lowell Textile.....7-6 _ W
 10/18 at Brooklyn.....14-39 _ L
 10/25 C.C.N.Y.....6-12 _ L
 11/1 Upsala.....6-0 _ W
 11/8 at Susquehanna.....6-35 _ L
 11/15 at Hofstra.....0-34 _ L
 11/22 Hartwick.....27-6 _ W

1948 (3-3-2)

Coach: Jim Lee Howell
 Captain: Don Drown
 9/25 Panzer.....14-12 _ W
 10/2 Hofstra.....13-13 _ T
 10/8 at Upsala.....7-12 _ L
 10/16 Brooklyn.....0-20 _ L
 10/23 at C.C.N.Y.....19-19 _ T
 10/30 at Ursinus.....23-6 _ W
 11/6 Susquehanna.....19-7 _ W
 11/13 at Hartwick 12-25
 L

1949 (7-1-1)

Coach: Jim Lee Howell
 Captains: Matt Scaffa
 Don Hanssen
 9/24 Moravian.....18-26 _ L
 10/1 at Susquehanna.....41-27 _ W
 10/8 at Hofstra.....19-6 _ W
 10/15 Arnold.....14-14 _ T

10/22 C.C.N.Y.....28-6 _ W
 10/29 at Ursinus.....34-6 _ W
 11/5 Upsala.....12-6 _ W
 11/12 Hartwick.....36-6 _ W
 11/19 Panzer.....52-12 _ W

1950 (3-6-0)

Coach: Jim Lee Howell
 Captain: Richard Norlander
 Moravian.....14-46 _ L
 Susquehanna.....0-6 _ L
 Hofstra.....20-19 _ W
 Swarthmore.....6-9 _ L
 C.C.N.Y.....14-0 _ W
 Ursinus.....6-25 _ L
 Upsala.....6-34 _ L
 Penn Military.....8-33 _ L
 U.S.M.M.A.....13-6 _ W

1951 (2-6-0)

Coach: Jim Lee Howell
 Captain: Bill Roerich
 Arnold.....19-7 _ W
 Swarthmore.....15-20 _ L
 Susquehanna.....20-37 _ L
 Ursinus.....12-13 _ L
 Upsala.....19-7 _ W
 Penn Military.....0-13 _ L
 U.S.M.M.A.....0-56 _ L
 Hofstra.....0-34 _ L

1952 (3-5-0)

Coach: Jim Lee Howell
 Captains: Neil Leonard
 Haverford.....18-13 _ W
 Hamilton.....20-33 _ L
 U.S.M.M.A.....6-13 _ L
 Brooklyn.....40-14 _ W
 Ursinus.....7-12 _ L
 Susquehanna.....32-26 _ W
 Moravian.....6-25 _ L
 Hofstra.....7-55 _ L

1953 (2-4-0)

Coach: Jim Lee Howell
 Captain: Manfred Lichtmann
 Haverford.....6-14 _ L
 Hamilton.....7-6 _ W
 U.S.M.M.A.....0-6 _ L
 Brooklyn.....38-0 _ W
 Ursinus.....6-14 _ L
 Moravian.....19-34 _ L

1954 (2-7-0)

Coach: Bunny Barbes
 Captains: John Succo, Ron Lardner
 Hobart.....6-40 _ L
 Haverford.....6-14 _ L
 Hamilton.....6-25 _ L
 U.S.M.M.A.....6-26 _ L
 Penn Military.....12-21 _ L
 Ursinus.....7-34 _ L
 Susquehanna.....13-0 _ W
 Moravian.....0-34 _ L
 Brooklyn.....14-0 _ W

1955 (0-7-0)

Coach: Bunny Barbes
 Captains: Sal Vindigni, Ron Lardner
 Hobart.....7-14 _ L
 Haverford.....6-7 _ L
 Hamilton.....7-48 _ L
 Penn Military.....14-38 _ L
 Ursinus.....6-14 _ L
 Susquehanna.....19-21 _ L
 Moravian.....0-47 _ L

1956 (0-7-1)

Coach: Bunny Barbes
 Captains: Mike Delpercio,
 Walter Sawicki
 Penn Military.....7-14 _ L
 Dickinson.....0-3 _ L
 Haverford.....7-33 _ L
 Hamilton.....7-33 _ L
 U.S.M.M.A.....7-7 _ T
 Ursinus.....12-19 _ L
 Susquehanna.....13-26 _ L
 Moravian.....0-26 _ L

1957 (2-6-0)

Coach: Mickey Sullivan
 Captains: Mike Delpercio,
 John Mangiante
 Penn Military.....12-14 _ L
 Haverford.....7-19 _ L
 Hamilton.....7-38 _ L

U.S.M.M.A.....19-0 _ W
 Grove City.....13-14 _ L
 Ursinus.....13-0 _ W
 Susquehanna.....6-20 _ L
 Moravian.....14-32 _ L

1958 (3-5-0)

Coach: Mickey Sullivan
 Captains: Ralph Billulo
 Dave Hahn, Don Trentalange
 Penn Military.....8-13 _ L
 Haverford.....15-14 _ W
 Hamilton.....13-20 _ L
 U.S.M.M.A.....16-22 _ L
 Dickinson.....18-20 _ L
 Ursinus.....26-6 _ W
 Susquehanna.....13-6 _ W
 Moravian.....6-34 _ L

1959 (6-2-0)

Coach: Mickey Sullivan
 Captains: Jim Giordano
 Al Palladino
 Penn Military.....12-20 _ L
 Haverford.....27-8 _ W
 Hamilton.....22-7 _ W
 U.S.M.M.A.....14-20 _ L
 Dickinson.....28-15 _ W
 Ursinus.....23-8 _ W
 Susquehanna.....28-6 _ W
 Moravian.....42-8 _ W

1960 (9-0-0)

Coach: Mickey Sullivan
 Captains: Wally Pagan, Charlie Jopp
 Penn Military.....24-20 _ W
 Haverford.....36-0 _ W
 Trenton St.....20-18 _ W
 U.S.M.M.A.....21-12 _ W
 Dickinson.....47-6 _ W
 Ursinus.....49-20 _ W
 Hamilton.....26-8 _ W
 Moravian.....13-0 _ W
 Upsala.....19-12 _ W

1961 (6-3-0)

Coach: Mickey Sullivan
 Captains: Randy Fusco, Ben Sarullo
 Penn Military.....0-14 _ L
 Haverford.....34-6 _ W
 U.S.M.M.A.....16-19 _ L
 Susquehanna.....24-28 _ L
 Dickinson.....18-13 _ W
 Ursinus.....20-12 _ W
 Trenton State.....34-0 _ W
 Hamilton.....48-20 _ W
 Upsala.....21-0 _ W

1962 (4-4-1)

Coach: Bob Hicks
 Captains: Dick Schlenker, Frank Spero
 Penn Military.....8-15 _ L
 Haverford.....25-0 _ W
 U.S.M.M.A.....0-22 _ L
 Susquehanna.....7-14 _ L
 Upsala.....12-0 _ W
 Ursinus.....14-8 _ W
 Trenton State.....0-0 _ T
 Hamilton.....26-8 _ W
 Wilkes.....6-12 _ L

1963 (6-3-0)

Coach: Bob Hicks
 Captains: Fred Williamson, Jr.
 Paul Feeney
 9/21 Trenton State.....7-0 _ W
 9/28 at Penn Military.....27-0 _ W
 10/5 Haverford.....51-6 _ W
 10/12 Moravian.....20-6 _ W
 10/19 C.W. Post.....15-21 _ L
 10/26 at U.S.M.M.A.....13-14 _ L
 11/2 Ursinus.....25-0 _ W
 11/9 at Hamilton.....25-8 _ W
 11/16 at Upsala.....8-24 _ L

1964 (10-0-0)

Coach: Bob Hicks
 Captains: John Gaeta, George Cruzado
 9/19 at Trenton State.....13-0 _ W
 9/26 at W. Maryland.....34-16 _ W
 10/3 U.S.M.M.A.....13-6 _ W
 10/10 at Moravian.....20-7 _ W
 10/17 Drexel.....21-0 _ W
 10/24 Albright.....27-8 _ W
 10/31 at C.W. Post.....7-6 _ W
 11/7 Hamilton.....41-8 _ W
 11/14 at Springfield.....12-7 _ W
 11/21 Upsala.....14-9 _ W





1960 WAGNER COLLEGE UNDEFEATED TEAM 9-0



1965 (3-6-0)
 Coach:Bob Hicks
 Captains:.....Nick Lia, Rich Kotite
 9/25 W. Maryland.....7-0 ___ W
 10/2 at U.S.M.M.A.....7-10 ___ L
 10/9 Moravian.....19-7 ___ W
 10/16 at Drexel.....21-23 ___ L
 10/23 at Albright.....14-21 ___ L
 10/30 C.W. Post.....2-14 ___ L
 11/6 at Hamilton.....13-7 ___ W
 11/13Springfield 13-20
 L
 11/20 at Upsala.....3-6 ___ L

1966 (2-6-1)
 Coach:Bob Hicks
 Captains:.....Jim Monroe, Art Antonito
 9/24 at W. Maryland.....13-19 ___ L
 10/1 Trenton State.....7-0 ___ W
 10/8 at Moravian.....0-0 ___ T
 10/15 U.S.M.M.A.....0-10 ___ L
 10/22 Albright.....13-7 ___ W
 10/29 at Springfield.....7-25 ___ L
 11/5 at Susquehanna.....13-24 ___ L
 11/12 at C.W. Post.....16-23 ___ L
 11/19 Upsala.....7-10 ___ L

1967 (9-0-0)
 Coach:Bob Hicks
 Captains:.....John Glostein,
 Mickey Vaughn, Bob Malizia
 9/23 at W. Maryland.....25-8 ___ W
 9/30 Lycoming.....27-13 ___ W
 10/7 Moravian.....20-0 ___ W
 10/14 at Trenton State.....54-7 ___ W
 10/21 Tufts.....20-0 ___ W
 10/28 at U.S.M.M.A.....21-7 ___ W
 11/4 Springfield.....23-7 ___ W
 11/11at Susquehanna 20-0
 W
 11/18at Upsala 13-0
 W

1968 (3-6-0)
 Coach:Bob Hicks
 Captains:.....Richard Salinardi
 Paul Zinno, Pete Boatti
 9/28 at Lycoming.....0-10 ___ L
 10/5 Upsala.....34-8 ___ W
 10/12 at Moravian.....20-6 ___ W

10/19 at Tufts.....10-17 ___ L
 10/26 U.S.M.M.A.....0-24 ___ L
 11/2 at Springfield.....7-28 ___ L
 11/9 Susquehanna.....16-6 ___ W
 11/16 at Hofstra.....7-26 ___ L
 11/23 Wittenberg.....7-45 ___ L

1969 (4-5-0)
 Coach:Bob Hicks
 Captains:.....Joseph Asconi
 9/27 C.W. Post.....7-14 ___ L
 10/4 at Upsala.....10-0 ___ W
 10/11 Moravian.....24-0 ___ W
 10/18 at Albright.....32-7 ___ W
 10/25 at U.S.M.M.A.....7-15 ___ L
 11/1 Springfield.....8-17 ___ L
 11/8 at Susquehanna.....6-25 ___ L
 11/15 Hofstra.....14-12 ___ W
 11/22 at Wittenberg.....0-56 ___ L

1970 (5-3-1)
 Coach:Bob Hicks
 Captains:.....Anthony Brandefine
 Tom Linter
 9/26 at C.W. Post.....7-23 ___ L
 10/3 Upsala.....39-0 ___ W
 10/10 at Moravian.....13-17 ___ L
 10/17 Albright.....22-14 ___ W
 10/24 U.S.M.M.A.....19-0 ___ W
 10/31 at Springfield.....26-17 ___ W
 11/7 Susquehanna.....16-14 ___ W
 11/14 at Gettysburg.....0-16 ___ L
 11/21 Valparaiso.....14-14 ___ T

1971 (5-4-0)
 Coach:Bob Hicks
 Captains:.....John Toto
 9/25 C.W. Post.....15-21 ___ L
 10/2 at Upsala.....14-29 ___ L
 10/9 Moravian.....20-14 ___ W
 10/16 at Albright.....27-14 ___ W
 10/23 at U.S.M.M.A.....17-14 ___ W
 10/30 Springfield.....17-12 ___ W
 11/6 at Susquehanna.....28-0 ___ W
 11/13 Gettysburg.....16-21 ___ L
 11/20 at Valparaiso.....18-34 ___ L

1972 (7-3-0)
 Coach:Bob Hicks
 Captain:.....John Toto
 9/15 at Hofstra.....10-7 ___ W
 9/23 at C.W. Post.....0-17 ___ L
 9/30 Drexel.....9-7 ___ W
 10/7 Upsala.....13-6 ___ W
 10/14 at Bridgeport.....14-28 ___ L
 10/21 Albright.....21-22 ___ L
 10/28 U.S.M.M.A.....28-3 ___ W
 11/4 at Springfield.....21-17 ___ W
 11/11Susquehanna 24-0
 W
 11/18at Gettysburg 18-7
 W

1973 (4-5-0)
 Coach:Bob Hicks
 Captains: Scott Spratford, Brian Tetley
 9/15 Hofstra.....13-24 ___ L
 9/22 C.W. Post.....16-28 ___ L
 10/6 at Upsala.....35-6 ___ W
 10/13 Bridgeport.....7-21 ___ L
 10/20 at Albright.....19-27 ___ L
 10/27 at U.S.M.M.A.....6-13 ___ L
 11/3 Springfield.....14-6 ___ W
 11/10 at Susquehanna.....31-10 ___ W
 10/17 Gettysburg.....14-10 ___ W

1974 (5-3-1)
 Coach:Bob Hicks
 Captains:.....John Backos
 Tony Parisi, Ed Westwood
 9/21 at Gettysburg.....20-7 ___ W
 9/28 at C.W. Post.....7-24 ___ L
 10/5 Upsala.....40-7 ___ W
 10/12 at Bridgeport.....19-35 ___ L
 10/19 at Montclair State.....20-20 ___ T
 10/26 U.S.M.M.A.....7-17 ___ L
 11/2 at Springfield.....34-7 ___ W
 11/16 Fordham.....20-13 ___ W
 11/23 Hofstra.....41-7 ___ W

1975 (6-2-1)
 Coach:Bob Hicks
 9/20 Gettysburg.....14-7 ___ W
 9/27 C.W. Post.....14-17 ___ L
 10/4 at Upsala.....15-12 ___ W
 10/11 at Hofstra.....31-14 ___ W
 10/18 Montclair St.....0-0 ___ T
 10/25 at U.S.M.M.A.....6-7 ___ L
 11/1 Springfield.....19-3 ___ W
 11/15 at Fordham.....24-0 ___ W
 11/22 at Seton Hall.....42-0 ___ W

1976 (2-7-1)
 Coach:Bob Hicks
 Captains:.....Anthony Ferrara
 Glen Galante, William Geltzler
 9/11 at Gettysburg.....7-0 ___ W
 9/25 Hobart.....13-31 ___ L
 10/2 at Lafayette.....21-44 ___ L
 10/9 at C.W. Post.....0-31 ___ L
 10/16 at Rochester.....20-20 ___ T
 10/23 U.S.M.M.A.....6-13 ___ L
 10/30 at Springfield.....6-29 ___ L
 11/6 Hofstra.....21-0 ___ W
 11/13 Fordham.....7-19 ___ L
 11/20 Seton Hall.....6-7 ___ L

1977 (2-7-0)
 Coach:Bob Hicks
 Gettysburg.....7-3 ___ W
 Seton Hall.....20-0 ___ W
 Hobart.....14-35 ___ L
 C.W. Post.....0-43 ___ L
 Rochester.....0-35 ___ L
 U.S.M.M.A.....6-22 ___ L
 Springfield.....6-29 ___ L
 Hofstra.....7-27 ___ L
 Fordham.....8-52 ___ L

THE WAGNER CONNECTION

PATRICK GRAHAM
DEFENSIVE COORDINATOR - LAS VEGAS RAIDERS

LOU ANARUMO
DEFENSIVE COORDINATOR - CINCINNATI BENGALS

KEITH CARTER
OFFENSIVE LINE COACH - NEW YORK JETS

ROB CALABRESE
QUARTERBACKS COACH - NEW YORK JETS

JASON HOUGHTALING
OFFENSIVE LINE COACH - TENNESSEE TITANS

JUNIOR TAYLOR
ASSISTANT WIDE RECEIVERS COACH - NEW YORK JETS

JUSTIN HINDS
ASSISTANT DEFENSIVE LINE COACH - CHICAGO BEARS

MATT HOLLAND
SENIOR COLLEGE/ PRO SCOUT - PHILADELPHIA EAGLES

RYNE NUTT
DIRECTOR OF PLAYER PERSONNEL / COLLEGE SCOUTING
KANSAS CITY CHIEFS



CAM GILL
LB - TAMPA BAY BUCCANEERS

CHRIS WILLIAMS
DL - KANSAS CITY CHIEFS

JULIAN STANFORD
LB - BUFFALO BILLS

GREG SENAT
OL - NEW YORK JETS

TITUS LEO
DL - INDIANAPOLIS COLTS



ADAM FULLER
DEFENSIVE COORDINATOR - FLORIDA STATE

TERRANCE KNIGHTON
DEFENSIVE LINE COACH - NEBRASKA

DAN MULLEN
FORMER HEAD COACH - FLORIDA

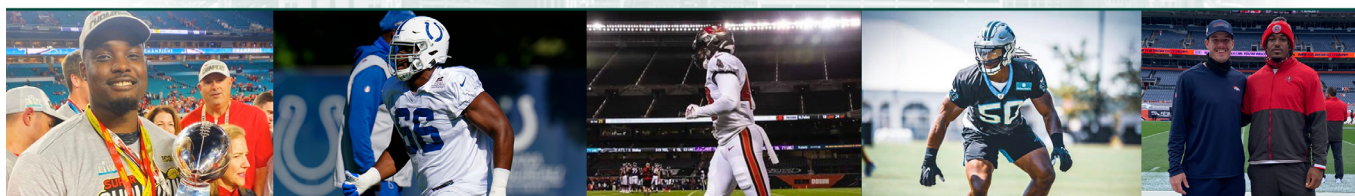


CHARBEL DABIRE
DL - SASKATCHEWAN ROUGHRIDERS

JULIAN MCCLEOD
DL - TORONTO ARGONAUTS

CHRIS GANGAROSSA
OL - EDMONTON ELKS

RYAN FULSE
FORMER RB - BC LIONS



Wagner In The NFL Draft

Year	Round	Pick	Team	Player	Position
1961 NFL Draft	7	85	Minnesota Vikings	Allan Ferrie	WR
1965 NFL Draft	18	247	Minnesota Vikings	Rich Kotite	TE
2018 NFL Draft	6	212	Baltimore Ravens	Greg Senat	OT
2023 NFL Draft	6	211	Indianapolis Colts	Titus Leo	DL



Super Bowl Champions

Greg Senat - 2020 - Kansas City Chiefs
Cam Gill - 2021 - Tampa Bay Buccaneers



FOLLOW THE SEAHAWKS!



[@WAGNER_FOOTBALL](https://twitter.com/WAGNER_FOOTBALL)



[@WAGNER_FOOTBALL](https://www.instagram.com/WAGNER_FOOTBALL)

