

2023 LADY BUFF VOLLEYBALL



1990

1991

1997

2022

"THE BOX"

WTAMU FIELDHOUSE



PHOTOGRAPH BY [unreadable]

WEST TEXAS A&M

TABLE OF CONTENTS

TEAM INFORMATION

Table of Contents..... 1
 2023 Schedule..... 1
 Quick Facts..... 1
 TV/Radio Roster..... 2
 Numerical/Alphabetical Roster..... 3
 Head Coach Kendra Potts..... 4
 Associate Head Coach Trevor Callarman..... 5
 Assistant Coach Bentley Odom..... 5
 WTAMU Fieldhouse "The Box"..... 6

THE RECORD BOOK

Year-By-Year Results..... 7
 Year-By-Year Statistics..... 8
 Year-By-Year Statistical Leaders..... 9
 Team Match Records..... 10
 Individual Match Records..... 10
 Team Season Records..... 11
 Individual Season Records..... 11-12
 Career Records..... 12-14
 Miscellaneous Records..... 14
 Lone Star Conference Records..... 15

THIS IS LADY BUFF VOLLEYBALL

All-Time vs. LSC Opponents..... 16-18
 All-Time vs. Non-LSC Opponents..... 19-25
 Year-By-Year Results..... 20-33
 All-Time Roster..... 34-35
 NCAA Postseason Recaps..... 36-39
 NCAA Division II National Champions..... 40-41
 All-Time in the AVCA Poll..... 42-44
 Career Statistics..... 45-54
 All-Americans..... 55-64
 WTAMU Hall of Champions..... 65-66

2023 SCHEDULE

BRITKARE LADY BUFF CLASSIC				COLORADO PREMIER CHALLENGE			
Sept. 1 EAST CENTRAL Canyon, Texas	Sept. 1 ADAMS STATE Canyon, Texas	Sept. 2 ST. MARY'S Canyon, Texas	Sept. 2 DAVENPORT Canyon, Texas	Sept. 8 LEWIS Denver, Colo.	Sept. 8 MSU Denver, Colo.	Sept. 9 TBD Denver, Colo.	Sept. 9 TBD Denver, Colo.
LSC CROSSOVER							
Sept. 14 TEXAS A&M INTERNATIONAL Canyon, Texas	Sept. 15 DBU Canyon, Texas	Sept. 16 UT TYLER Canyon, Texas	Sept. 22 DBU Dallas, Texas	Sept. 23 UT TYLER Tyler, Texas	Sept. 29 ST. EDWARD'S Canyon, Texas	Sept. 30 ST. MARY'S Canyon, Texas	Oct. 6 ANGELO STATE San Angelo, Texas
Oct. 7 UT PERMIAN BASIN Odessa, Texas	Oct. 13 MIDWESTERN STATE Canyon, Texas	Oct. 14 TEXAS WOMAN'S Canyon, Texas	Oct. 17 SOUTHWESTERN OKLA. ST. Weatherford, Okla.	Oct. 20 UAFS Canyon, Texas	Oct. 21 OKLAHOMA CHRISTIAN Canyon, Texas	Oct. 25 LUBBOCK CHRISTIAN Canyon, Texas	Oct. 28 EASTERN NEW MEXICO Portales, N.M.
Nov. 1 CAMERON Lawton, Okla.	Nov. 3 WESTERN NEW MEXICO Canyon, Texas	Nov. 10 TEXAS A&M-KINGSVILLE Kingsville, Texas	Nov. 11 TEXAS A&M INTERNATIONAL Laredo, Texas	Nov. 16-18 LSC CHAMPIONSHIPS (Top Seed Host)	Nov. 30-Dec. 2 SOUTH CENTRAL REGIONALS (Top Seed Host)	Dec. 7-9 NCAA EIGHT EIGHT Moon Township, PA	

QUICK FACTS

GENERAL INFORMATION

Location..... Canyon, Texas
 Founded..... 1910
 Enrollment (Spring 2022)..... 8,916
 Colors..... Maroon and White
 Nickname..... Lady Buffs
 Home Facility..... WTAMU Fieldhouse "The Box"
 Capacity..... 2,557
 Opened..... 1951
 Conference..... Lone Star Conference
 Region..... South Central
 Affiliation..... NCAA Division II
 President..... Dr. Walter V. Wendler
 Director of Intercollegiate Athletics..... Michael McBroom
 Senior Woman's Administrator..... Sarah Ramey
 Faculty Athletics Representative..... Dr. Dave Rausch
 Athletics Department Phone..... (806) 651-4400
 Ticket Office Phone..... (806) 651-1414
 Voice of The Box..... Brad Stark (1984-Present)
 Media Commentator..... Lucas Kinsey

PROGRAM HISTORY

First Season..... 1964 (60th Season)
 Start of Modern Statistical Era..... 1980 (43rd Season)
 All-Time Record (Since '73)..... 1,266-537-13 (.697)
 All-Time Record (Since '80)..... 1,150-427-3 (.723)
 All-Time Home Record (Since '80)..... 523-83 (.863)
 All-Time Road Record (Since '80)..... 319-162 (.663)
 All-Time Neutral Record (Since '80)..... 317-184-3 (.629)
 NCAA Postseason Appearances..... 29
 Last NCAA Postseason Appearance..... 2022
 (Won against Concorrdia St. Paul (3-1) - NCAA National Champions)
 LSC Division/Regular Season Titles (Last)..... 20 (2022)
 LSC Tournament Appearances (Last)..... 28 (2022)
 LSC Tournament Championships (Last)..... 17 (2022)
 NCAA Regional Championships (Last)..... 15 (2022)
 NCAA Division II National Titles (Last)..... 4 (2022)
 All-Americans..... 29
 All-American Honors..... 61
 NCAA Division II National Players of the Year..... 2
 NCAA Division II National Coaches of the Year..... 3
 LSC Hall of Honor Inductees..... 2
 WT Hall of Champions Inductees..... 15

2022 RECAP

Overall Record..... 33-4
 Home: 15-1 | Away: 10-1 | Neutral: 8-2
 LSC Record (Finish)..... 16-0 (1st)
 NCAA Regional Tournament..... 1st
 NCAA National Tournament..... 1st
 Final AVCA Ranking..... 1st

ATHLETIC COMMUNICATIONS

Assistant Director/VB Contact..... Brooke Alverson
 Office Phone..... (806) 651-4443
 Email..... balverson@wtamu.edu
 Office Mailing Address..... WTAMU Box 60049
 Canyon, TX 79016
 Office Address..... 2620 Russell Long Boulevard
 Canyon, Texas 79015
 Virgil Henson Activities Center (Room 214L)
 Communications Director..... Brent Seals
 Assistant Director..... Josh Ducheneaux
 Athletics Website..... www.GoBuffGo.com
 Twitter..... @WTVolleyball
 Facebook..... /WTVolleyball
 Instagram..... @LadyBuffVolleyball



NCAA DIVISION II NATIONAL CHAMPIONS (1990, 1991, 1997, 2022)

TV/RADIO ROSTER



#1 Emma Becker
5-9 | OH | Sophomore
Liberty, Texas



#2 Zahria Parker
5-6 | DS/L | Redshirt-Sophomore
Austin, Texas



#3 Piper Warren
5-6 | DS | Senior
Amarillo, Texas



#4 Taytum Stow
6-3 | MB | Sophomore
Hereford, Texas



#5 Ashlyn Vinyard
5-11 | OH | Junior
Amarillo, Texas



#9 Ainsley Malis
5-7 | S | Senior
Tucson, Ariz.



#10 Camy Jones
5-10 | OH | Junior
Portland, Texas



#11 Kelsey Carpenter
6-2 | OH | Junior
Midlothian, Texas



#12 Ainsley Meissner
6-2 | MB/OH | Junior
Austin, Texas



#13 Brynne Wright
5-11 | OH | Junior
Austin, Texas




#14 Blair Moreland
5-11 | S/OH | Junior
Katy, Texas



#15 Bryli Contreras
5-7 | DS | Junior
Canyon, Texas



#17 Riess Griffith
6-0 | OH | Freshman
Texas



#19 Angelina Oliver
6-0 | MB | Junior
Albuquerque, N.M.



#20 Charlotte McClintock
6-2 | MB | Freshman
Houston, Texas



#21 Carly Evetts
6-2 | MB | Senior
Canyon, Texas



#23 Aubrey Wheelock
5-10 | OH | Freshman
Spring Branch, Texas



#25 Emma Patterson
5-5 | DS/L | Sophomore
Amarillo, Texas



#26 Rylie Barnett
5-10 | OH | Freshman
Mission, Texas



#31 Torrey Miller
5-11 | OH | Junior
Brownwood, Texas



#33 Haylee Hurtado
5-10 | OH | Freshman
Castroville, Texas

NUMERICAL ROSTER

#	Name	Yr.	Pos.	Ht.	Exp.	Hometown (Previous/HS)
1	Emma Becker	Fr.	OH	5-9	1L	Liberty Hill, Texas (Liberty Hill HS)
2	Zahria Parker	So.	DS/L	5-6	TR	Austin, Texas (Gonzaga)
3	Piper Warren	So.	DS.	5-6	TR	Amarillo, Texas (Tyler Junior College)
4	Taytum Stow	Fr.	MB	6-3	1L	Hereford, Texas (Hereford HS)
5	Ashlyn Vinyard	So.	OH	5-11	2L	Amarillo, Texas (Amarillo HS)
9	Ainsley Malis	Jr.	S	5-7	TR	Tucson, Ariz. (Long Island)
10	Camy Jones	So.	OH	5-10	3L	Portland, Texas (Gregory Portland HS)
11	Kelsey Carpenter	Jr.	OH	6-2	TR	Midlothian, Texas (UTSA)
12	Ainsley Meissner	So.	MB/OH	6-2	TR	Austin, Texas (Hill College)
13	Brynne Wright	Jr.	OH	6-0	TR	Austin, Texas (Univ. Rhode Island)
14	Blair Moreland	So.	S/OH	5-11	2L	Katy, Texas (Saint John XXIII HS)
15	Bryli Contreras	So.	DS	5-7	TR	Canyon, Texas (Stephen F. Austin)
17	Riess Griffith	Fr.	OH	5-10	HS	Weatherford, TX (Weatherford, HS)
19	Angelina Oliver	So.	MB	6-0	TR	Albuquerque, N.M. (New Mexico Highlands)
20	Sharlotte McClintock	Fr.	MB	6-3	HS	Houston, TX (Stratford HS)
21	Carly Evetts	Sr.	MB	6-2	TR	Canyon, Texas (Academy of Art)
23	Aubrey Wheelock	Fr.	OH	6-0	HS	Spring Branch, TX (Bracken Christian HS)
25	Emma Patterson	So.	DS/L	5-5	4L	Amarillo, Texas (Highland Park HS)
26	Rylie Barnett	Fr.	OH	5-10	HS	Mission, TX (Veterans Memorial HS)
31	Torrey Miller	Jr.	OH	5-11	5L	Brownwood, Texas (Brownwood HS)
33	Haylee Hurtado	Fr.	OH/MB	5-10	HS	Castroville, TX (Medina Valley HS)

ALPHABETICAL ROSTER

#	Name	Yr.	Pos.	Ht.	Exp.	Hometown (Previous/HS)
26	Rylie Barnett	Fr.	OH	5-10	HS	Mission, TX (Veterans Memorial HS)
1	Emma Becker	Fr.	OH	5-9	HS	Liberty Hill, Texas (Liberty Hill HS)
11	Kelsey Carpenter	Jr.	OH	6-2	TR	Midlothian, Texas (UTSA)
15	Bryli Contreras	So.	DS	5-7	TR	Canyon, Texas (Stephen F. Austin)
21	Carly Evetts	Sr.	MB	6-2	TR	Canyon, Texas (Academy of Art)
20	Riess Griffith	Fr.	OH	5-10	HS	Weatherford, TX (Weatherford, HS)
33	Haylee Hurtado	Fr.	OH/MB	5-10	HS	Castroville, TX (Medina Valley HS)
10	Camy Jones	So.	OH	5-10	2L	Portland, Texas (Gregory Portland HS)
9	Ainsley Malis	Jr.	S	5-7	TR	Tucson, Ariz. (Long Island)
20	Sharlotte McClintock	Fr.	MB	6-2	HS	
12	Ainsley Meissner	So.	MB/OH	6-2	TR	Austin, Texas (Hill College)
31	Torrey Miller	Jr.	OH	5-11	3L	Brownwood, Texas (Brownwood HS)
14	Blair Moreland	So.	S/OH	5-11	1L	Katy, Texas (Saint John XXIII HS)
19	Angelina Oliver	So.	MB	6-0	TR	Albuquerque, N.M. (New Mexico Highlands)
2	Zahria Parker	So.	DS/L	5-6	TR	Austin, Texas (Gonzaga)
25	Emma Patterson	So.	DS/L	5-5	2L	Amarillo, Texas (Highland Park HS)
4	Taytum Stow	Fr.	MB	6-3	HS	Hereford, Texas (Hereford HS)
5	Ashlyn Vinyard	So.	OH	5-11	1L	Amarillo, Texas (Amarillo HS)
3	Piper Warren	So.	DS.	5-6	TR	Amarillo, Texas (Tyler Junior College)
23	Aubrey Wheelock	Fr.	OH	6-0	HS	Spring Branch, TX (Bracken Christian HS)
13	Brynne Wright	Jr.	OH	6-0	TR	Austin, Texas (Univ. Rhode Island)

KENDRA POTTS

Head Coach | Fifth Season at West Texas A&M
West Texas A&M '04 | Marketing

Kendra Potts enters her fifth season at the helm of the Lady Buffs as she was named the 15th head coach in WT Volleyball history on December 10, 2018.

Potts and the Lady Buffs registered another historic season for the program as they won the program's fourth NCAA National Championship after posting a 33-4 record. The Lady Buffs had a perfect 16-0 record in Lone Star Conference play and won the LSC Conference Title with a sweep over Dallas Baptist. The victory earned WT the conference's automatic bid to the NCAA Tournament for the 29th time in school history. The Lady Buffs earned a No. 2 seed in the regional tournament where they swept MSU Denver, the then No. 1 seed in the nation, in the South Central Regional Championship game. The Lady Buffs advanced to their 15th NCAA Elite Eight in Seattle, Wa., as the No. 4 seed. They faced nationally-ranked No. 25 and No. 5 seed Wingate in a tough 5-set match to advance to the final four against No.7 seed Missouri-St. Louis. The Lady Buffs completed a 4-set win against Missouri-St. Louis to then face nationally ranked No. 3 and No. 1 tournament seed, Concordia-St. Paul. The match lasted four sets before the Lady Buffs won the NCAA Division II National Championship for the fourth time in program history. Torrey Miller was awarded First-Team All-American, her third All-American honor, with true freshman, Taytum Stow, receiving an All-American honor. Three additional athletes were named to the NCAA All-Tournament team including Miller, Stow, Kayla Elliott, Abi Nash and Bryli Contreras.

In 2021, the Lady Buffs won their 16th Lone Star Conference Tournament Title with a sweep over St. Edward's. The Lady Buffs earned No. 7 seed in the regional tournament where they battled to the South Central Regional Championship game. With the match tied, 2-2, the Lady Buffs came back to defeat No. 1 MSU Denver in the final set, 15-8, to capture the program's 14th region title. All-American Torrey Miller led the way for WT with her dominating performance with a career-high 33 kills, becoming just the eighth Lady Buff in school history to reach the milestone in a single match. The Lady Buffs advanced to their 14th NCAA Elite Eight in Tampa, Fla., as the No. 6 seed. They faced nationally-ranked sixth and No. 3 seed Washburn in the quarterfinals, falling 3-0.

Torrey Miller and Chandler Vogel earned AVCA All-American Honorable Mention honors while six players were named All-Conference selections with Miller, Vogel, Kayla Elliott, Camy Jones, Sadie Snay, and Blair Moreland. Hereford native, Chandler Vogel was named the LSC Libero of the Year for the fourth consecutive



year, becoming the first in league history to ever win any individual award four straight years. She finished as the all-time digs leader with 2,691.

Potts and the Lady Buffs overcame unexpected challenges during the 2020-21 campaign as the Lone Star Conference moved their normal volleyball schedule to the spring while shortening the season due to the COVID-19 pandemic. The Lady Buffs finished the spring with an overall mark of 10-4 including a 9-3 mark in league action as they advanced to the program's 16th consecutive and 26th overall appearance in the LSC Tournament. WT also finished with an unbeaten 6-0 mark inside of "The Box" to mark the first undefeated season inside of the facility since 2013.

The former Lady Buff All-American led her alma mater to the South Central Regional Quarterfinals during her first season at the helm in 2019 to become just the fourth head coach in program history to guide WT to the NCAA Tournament during their first season. Junior libero Chandler Vogel picked up her second straight LSC Libero of the Year accolade while Torrey Miller was named the league's Freshman of the Year, both student-athletes earned AVCA and D2CCA All-South Central Region honors as Miller was named the Region's Freshman of the Year.

Potts served as the club director and recruiting coordinator for the Corpus Christi Force since 2015 as she has built the program into one of the top club teams in the country. The Force finished 2018 as the Top Club Team in South Texas while ranking in the Top-30 nationally as 100% of players moved on to play at the collegiate level.

She spent six seasons as the top assistant and recruiting coordinator at Texas A&M-Corpus Christi under former WT head coach Tony Graystone where they turned the Islanders into one of the premier volleyball programs in the Southland Conference.

The Islanders improved their win total in each of her first four seasons on the Island, culminating with the 2013 season, which was a historic season for the team. TAMUCC finished with a 20-12 record, including a then school-best 13-5 record in Southland Conference play as the Islanders made history by advancing to the semifinals of the Southland Conference Tournament for the first time.

Texas A&M Corpus Christi was recognized as a Top-75 Recruiting Class in 2010 by PrepVolleyball.com while registering an improvement of 230 RPI spots from 2009 (#312) to 2012 (#82), considered the most improved program in the country. Brianna Brink was named the program's first All-American in 2014 as the Islanders had a top ranked recruiting class with three high school All-American candidates, a pair of Top-50 national recruits and two Junior Olympic Champions.

Potts spent four seasons as an assistant in Canyon from 2005-2008 where the Lady Buffs went 131-27 during that span with a pair of appearances in the NCAA Division II National Semifinals. WT went an incredible 43-2 in league action during her four seasons on the sideline with three undefeated Lone



EXPERIENCE	5TH AT WT
RECORD	91-22 (.805)
ALMA MATER	WEST TEXAS A&M
HOMETOWN	AMARILLO, TEXAS
HUSBAND	JIM
CHILDREN	ELLA, EASTON, ELIZABETH
HISTORY	WINONA STATE (ASSOC)

Star Conference Championships and three LSC Tournament titles.

The Amarillo High product registered a standout collegiate career for the Lady Buffs, becoming a three time All-American and the LSC's all-time assists leader with 6,087. She finished her career as just the 12th person in NCAA Division II history to reach 6,000 career assists.

The 2014 WTAMU Hall of Champions inductee was named to the Lone Star Conference 75th Anniversary Team, her senior campaign in 2003 saw Potts earn LSC Offensive Player of the Year and Panhandle Sports Hall of Fame Volleyball Player of the Year accolades. During her four year career in Maroon & White, the Lady Buffs went 129-16 overall including 39-1 in league action with four NCAA Tournament Appearances and a pair of Regional Championships (2000, 2003).

During her prep career, Potts led the Lady Sandies to back-to-back appearances in the Class 5A State Title match including an undefeated 39-0 season in 1998. She earned a bachelor's degree in Marketing ('04) and a master's in Business Administration ('07) from WT. Kendra and her husband Jim are the proud parents of three children: Ella, Easton and Elizabeth.

TREVOR CALLARMAN

Associate Head Coach | First Season at West Texas A&M
Texas State | Political Science



West Texas A&M head volleyball coach Kendra Potts has announced the addition of Trevor Callarman to the Lady Buff volleyball coaching staff as an associate head coach.

Callarman comes to Canyon following five seasons as the head coach at NCAA Division I University of Maryland Eastern Shore. Under Callarman's tutelage, he produced 7 All-MEAC team selections, 1 All-Rookie team player, and 22 All-Academic team selections. His team led the MEAC conference in blocks (2.28/set) in 2021 and led the NCAA in aces (2.07/set) in 2019. He helped guide the Hawks to a 27-9 record and a MEAC Northern Division title in 2017 with an appearance at the National Invitational Volleyball Championship as an assistant coach before ascending to head coach for the Hawks. Callarman was selected to the American Volleyball Coaches Association 30 under 30 award.

The Austin, Texas native comes to West Texas A&M University with more than 10 years of experience on the sidelines and 15 on the court with working and playing the volleyball circuit in his native Texas. Prior to his time in Canyon, his stops included a stint with Texas State University and the head men's club coach for the University of Texas at Austin.

Callarman also worked with the club Austin Performance Volleyball, where as head coach he led the club team to numerous top 25 AAU finishes. He has worked in the development of a beach program and assisted with summer camps.

He earned his bachelor's degree in political science and just got married to his wife Mackenzie, who is a former collegiate volleyball player and is currently a pilot. Together, they have a dog named Luka.

BENTLEY ODOM

Assistant Coach | First Season at West Texas A&M
Spring Hill College - B.S. Secondary Education & English
University of West Florida - Master of Science in Human Performance



Bentley Odom is in her first season on the sidelines at West Texas A&M, coming to Canyon following two seasons as a graduate assistant at national powerhouse West Florida where the Argonauts went 65-8 during that span with a pair of trips to the NCAA Division II South Regional Tournament.

The Mobile, Alabama native registered a standout collegiate career at Troy, Pensacola State College and Spring Hill College. While with the Pirates at Pensacola State, Odom was a Second Team All-Conference selection within the Panhandle Conference and was a member of the NJCAA All-Academic Team. This success followed Odom to Spring Hill where she was named a member of the SIAC Commissioner's All-Academic Team both seasons with the Badgers as well as a First Team All-SIAC selection during her senior campaign.

Odom graduated from Murphy High School in Mobile where she was a member of the 2015 American Volleyball Coaches Association (AVCA) Phenom List while also being named the runner-up for the Mobile County Coaches Association 2015 Female Athlete of the Year award.

WTAMU FIELDHOUSE "THE BOX"

West Texas A&M is fortunate to have one of the best home environments in all of NCAA Volleyball, in any division...

The WTAMU Fieldhouse is more affectionately known as "The Box," is home to the Lady Buffs volleyball program, and three NCAA Division II National Championship banners attest that it has been a very good home, indeed.

With the opening of the First United Bank Center in 2002, the WTAMU Fieldhouse was renovated to become one of a select few "volleyball-only" arenas in NCAA Division II. Seating just over 2,000, "The Box" provides fans an opportunity to virtually sit on the court and cheer on the perennial championship-contending Lady Buffs.

The Box has a long and rich history at West Texas A&M. Built in 1950, the Fieldhouse was the home of championship Buff & Lady Buff Basketball for half a century. It has also seen its fair share of concerts and other entertainment, as performers such George Strait, Willie Nelson, John Denver, Ike & Tina Turner and comedian Steve Martin have played the Fieldhouse. President Gerald Ford delivered an address in The Box in 1976.

The West Texas A&M volleyball team is accustomed to excellence in the WTAMU Fieldhouse, better known in the Texas Panhandle as "The Box." The Box is a facility student-athletes and fans love. In stark contrast, opponents fear stepping into the home of the Lady Buffs. Built in 1951, The Box has been the scene of many exciting moments and has seen a role in winning streaks for all three athletic programs. Success stems partially from the fans who crowd The Box and fill it to its 2,557 seat capacity.

Until a hard-fought, five-game loss to Angelo State University on Nov. 6, 1993, the WTAMU volleyball team had a 49-match winning streak in the Box dating back to Sept. 23, 1989. Counting four contests at the Amarillo Civic Center and two at the Tascosa Activity Center, WTAMU had won a then-record NCAA Division II record of 55 home matches in a row, which now ranks fourth-best



in all collegiate volleyball levels. That streak was later bested by a 57-match winning streak, occurring from 1996 to 1999. WTAMU had a 40-match home streak snapped in 2003.

The Lady Buffs boast one of the best home court advantages and winning percentages in any level of NCAA Volleyball, the storied tradition of the program is unmatched at the Division II level.

YEAR	OVR.	PCT.	LSC	PCT.
1980	9-4	.692	---	---
1981	2-1	.667	---	---
1982	5-4	.556	---	---
1983	11-3	.786	---	---
1984	5-10	.333	---	---
1985	1-11	.083	---	---
1986	5-3	.625	2-3	.400
1987	6-1	.857	5-1	.833
1988	12-2	.857	8-0	1.000
1989	10-1	.909	6-1	.857
1990	12-0	1.000	9-0	1.000
1991	15-0	1.000	7-0	1.000
1992	11-0	1.000	5-0	1.000
1993	10-2	.833	9-0	1.000
1994	9-1	.900	8-1	.889
1995	12-1	.923	9-0	1.000
1996	16-1	.941	10-0	1.000
1997	16-0	1.000	8-0	1.000
1998	15-0	1.000	8-0	1.000
1999	19-1	.950	10-0	1.000
2000	16-0	1.000	7-0	1.000
2001	15-1	.938	6-0	1.000
2002	17-1	.944	8-0	1.000
2003	15-1	.938	5-0	1.000
2004	10-4	.714	2-3	.400
2005	12-2	.857	4-1	.800
2006	17-0	1.000	5-0	1.000
2007	17-1	.944	6-0	1.000
2008	15-0	1.000	6-0	1.000
2009	16-0	1.000	4-0	1.000
2010	14-1	.933	6-0	1.000
2011	19-0	1.000	10-0	1.000
2012	15-2	.882	9-1	.900
2013	22-0	1.000	8-0	1.000
2014	12-3	.800	8-0	1.000
2015	10-6	.625	3-5	.600
2016	12-4	.750	8-2	.800
2017	14-2	.875	9-1	.900
2018	10-5	.667	6-4	.600
2019	10-3	.769	6-3	.667
2020	6-0	1.000	6-0	1.000
2021	13-0	1.000	7-0	1.000
2022	15-1	.937	8-0	1.000
TOTAL	523-83	.863	252-26	.969

TOP-10 CROWDS AT "THE BOX"

#	ATT.	OPPONENT	DATE
1.	1,737	Colorado Mesa	Nov. 11, 2006
2.	1,623	Grand Valley State	Sept. 28, 2009
3.	1,569	Abilene Christian	Nov. 14, 2009
4.	1,452	Augustana	Sept. 24, 2001
5.	1,363	Dallas Baptist	Nov. 12, 2022
6.	1,350	Cameron	Nov. 13, 1999
7.	1,323	Angelo State	Sept. 9, 2022
8.	1,300	Regis	Nov. 20, 1999
9.	1,275	Angelo State	Nov. 10, 2022
10.	1,259	Cal Poly-Pomona	Sept. 28, 1998

TOP-5 NEUTRAL CROWDS IN CANYON/AMARILLO

#	ATT.	OPPONENT	DATE
1.	3,188	Portland State *	Dec. 9, 1991
2.	2,950	Truman State @	Dec. 5, 2002
3.	2,392	Chapman !	Nov. 23, 1990
4.	1,527	Florida Southern *	Dec. 8, 1991
5.	1,374	Gannon *	Dec. 7, 1991

* - Amarillo Civic Center ! - Tascosa HS @ - FUBC



YEAR-BY-YEAR RESULTS

Year	Overall		Conference			Postseason	AVCA Finish	Head Coach
	W-L-T	%	W-L	%	Finish			
1974	22-13-5	.587	-	-	-	-	-	Dr. Suzanne Blair
1975	24-12-2	.649	-	-	-	-	-	Dr. Suzanne Blair
1976	17-25-1	.400	-	-	-	-	-	Alma Ramsey
1977	17-20	.459	-	-	-	-	-	Elaine Lewis
1978	2-27	.069	-	-	-	-	-	Carol Kramer
1979	23-13-2	.622	-	-	-	-	-	Elaine Lewis
1980	20-21-2	.471	-	-	-	-	-	Bobbie Cox
1981	18-29	.383	-	-	-	AIAW State Tournament	-	Bobbie Cox
1982	22-21	.512	-	-	-	OCAC Tournament	-	Gary Abramson
1983	38-21	.644	-	-	-	OCAC Tournament	-	Carmen Pennick
1984	10-26	.278	-	-	-	-	-	Carmen Pennick
1985	7-35	.167	-	-	-	-	-	Carmen Pennick
1986	10-22	.313	4-8	.333	T4th	-	-	Carmen Pennick
1987	25-7	.781	6-4	.600	3rd	-	-	Kim Hudson
1988	33-8	.805	14-0	1.000	1st	NCAA Regional Semifinals	11th	Kim Hudson
1989	31-9	.775	14-2	.875	T1st	NCAA National Quarterfinals	7th	Kim Hudson
1990	38-1	.974	16-0	1.000	1st	NCAA NATIONAL CHAMPIONS	1st	Kim Hudson
1991	36-2	.947	-	-	-	NCAA NATIONAL CHAMPIONS	2nd	Jim Giacomazzi
1992	30-11	.732	-	-	-	NCAA National Semifinals	6th	Jim Giacomazzi
1993	22-12	.647	9-7	.563	4th	-	-	Debbie Hendricks
1994	19-11	.633	12-4	.750	3rd	NCAA Regional Semifinals	-	Debbie Hendricks
1995	30-8	.789	14-2	.875	2nd	NCAA Regional Finals	-	Debbie Hendricks
1996	26-6	.813	16-2	.889	1st	NCAA Regional Semifinals	16th	Debbie Hendricks
1997	37-3	.925	12-0	1.000	1st	NCAA NATIONAL CHAMPIONS	5th	Debbie Hendricks
1998	25-7	.781	12-0	1.000	1st	NCAA Regional Semifinals	10th	Debbie Hendricks
1999	36-2	.947	12-0	1.000	1st	NCAA National Semifinals	4th	Tony Graystone
2000	35-2	.945	10-0	1.000	1st	NCAA National Quarterfinals	3rd	Tony Graystone
2001	30-3	.909	10-0	1.000	1st	NCAA Regional Semifinals	7th	Tony Graystone
2002	35-3	.921	10-0	1.000	1st	NCAA National Quarterfinals	6th	Tony Graystone
2003	29-8	.784	9-1	.900	1st	NCAA Regional Quarterfinals	-	Tony Graystone
2004	19-16	.543	3-7	.300	4th	-	-	Tony Graystone
2005	27-10	.730	8-2	.800	2nd	NCAA Regional Quarterfinals	-	Tony Graystone
2006	34-4	.895	10-0	1.000	1st	NCAA National Semifinals	11th	Tony Graystone
2007	36-8	.818	12-0	1.000	1st	NCAA National Semifinals	6th	Tony Graystone
2008	34-5	.872	13-0	1.000	1st	NCAA Regional Semifinals	7th	Tony Graystone
2009	39-4	.907	13-0	1.000	1st	NCAA National Finals	3rd	Jason Skoch
2010	29-7	.806	14-0	1.000	1st	NCAA Regional Quarterfinals	-	Jason Skoch
2011	34-3	.919	19-1	.950	1st	NCAA Regional Semifinals	13th	Jason Skoch
2012	33-5	.868	17-3	.850	2nd	NCAA National Quarterfinals	9th	Jason Skoch
2013	35-4	.897	16-0	1.000	1st	NCAA National Semifinals	5th	Jason Skoch
2014	32-5	.865	16-0	1.000	1st	NCAA Regional Semifinals	T24th	Jason Skoch
2015	16-17	.485	5-11	.313	7th	LSC Quarterfinals	-	Jason Skoch
2016	18-14	.563	12-8	.600	6th	LSC Quarterfinals	-	Jason Skoch
2017	23-14	.622	12-8	.600	5th	NCAA Regional Finals	-	Jason Skoch
2018	19-13	.594	12-8	.600	4th	LSC Semifinals	-	Jason Skoch
2019	22-7	.759	14-4	.778	5th	NCAA Regional Quarterfinals	-	Kendra Potts
2020*	10-4	.714	9-3	.750	2nd-West	LSC Quarterfinals	23rd	Kendra Potts
2021	26-5	.839	14-3	.824	3rd	NCAA National Quarterfinals	16th	Kendra Potts
2022	33-4	.891	16-0	1.000	1st	NCAA NATIONAL CHAMPIONS	1st	Kendra Potts

* Played in Spring 2021 due to COVID-19, No NCAA Tournament

YEAR-BY-YEAR STATISTICS

Year	M	S	K	Set	E	TA	Pct.	Ast.	Set	Ace	Set	Dig	Set	BS	BA	Total	Set
1980	-	-	-	-	-	-	-	-	-	-	-	-	-	-	-	-	-
1981	-	-	-	-	-	-	-	-	-	-	-	-	-	-	-	-	-
1982	-	-	-	-	-	-	-	-	-	-	-	-	-	-	-	-	-
1983	-	-	-	-	-	-	-	-	-	-	-	-	-	-	-	-	-
1984	36	114	1110	9.74	656	3498	.130	722*	6.33*	226	1.98	1450	12.72	89	308	243.0	2.13
1985	42	128	1152	9.00	532	3866	.160	730	5.70	155	1.21	1356	10.59	176	316	334.0	2.61
1986	-	-	-	-	-	-	-	-	-	-	-	-	-	-	-	-	-
1987	32	96	1284	13.38	467	3411	.241	1194	12.44	170	1.77	1178	12.27	131	209	235.5	2.45
1988	40	134	1820	13.58	842	4810	.203	1859	13.87	340	2.58	1946	14.52	203	461	433.5	3.24
1989	43	140	2110	15.07	602	5367	.280	2075	14.82	354	2.53	2460	17.57	138	491	383.5	2.74
1990	39	129	2036	15.78	576	4383	.333	1698	13.16	303	2.35	2041	15.82	130	481	370.5	2.87
1991	38	133	2167	16.29	555	4748	.340	1767	13.29	328	2.47	2287	17.20	219	398	418.0	3.14
1992	41	148	2113	14.28	612	5096	.295	1866	12.61	272	1.84	2647	17.89	167	493	413.5	2.79
1993	34	136	1614	11.87	719	4538	.197	1496	11.00	226	1.66	2287	16.82	145	478	384.0	2.82
1994	30	108	1427	13.21	720	3983	.178	1278	11.83	178	1.65	1975	18.29	88	367	271.5	2.51
1995	38	139	1992	14.33	875	5619	.199	1992	14.33	260	1.87	2465	18.13	110	492	356.0	2.62
1996	32	115	1713	14.90	752	4507	.213	1502	13.06	210	1.83	1803	15.68	85	439	304.5	2.65
1997	40	139	2116	15.22	812	5368	.243	1808	13.01	264	1.90	2277	16.38	108	494	355.0	2.56
1998	32	121	1842	15.22	784	5056	.209	1656	13.69	187	1.55	2118	17.50	89	390	284.0	2.35
1999	38	121	1920	15.87	630	4485	.288	1747	14.44	207	1.71	1985	16.40	86	505	338.5	2.80
2000	37	125	1949	15.60	678	4909	.259	1666	13.33	168	1.34	2312	18.50	59	578	348.0	2.78
2001	33	105	1841	17.53	570	4090	.311	1626	15.49	158	1.50	1652	15.73	43	442	264.0	2.51
2002	38	128	2067	16.15	727	4993	.268	1826	14.27	188	1.47	2172	16.97	100	526	363.0	2.84
2003	37	136	2208	16.24	810	5863	.238	1972	14.50	164	1.12	2733	20.10	69	421	279.5	2.06
2004	35	127	1875	14.76	831	5622	.186	1744	13.73	180	1.42	2430	19.13	43	315	200.5	1.58
2005	37	128	1909	14.91	870	5437	.191	1762	13.77	195	1.52	2393	18.70	59	522	330.0	2.58
2006	38	127	1962	15.45	772	5334	.223	1794	14.13	194	1.53	2300	18.11	73	530	338.0	2.66
2007	44	154	2561	16.63	1012	6832	.227	2319	15.06	218	1.41	2909	18.89	82	514	339.0	2.20
2008	39	131	1860	14.20	617	4802	.259	1725	13.17	157	1.20	2116	16.15	51	446	274.0	2.09
2009	43	156	2234	14.32	746	5833	.255	2104	13.49	166	1.06	2682	17.19	54	489	198.5	1.91
2010	36	131	1814	13.85	673	4933	.231	1704	13.01	133	1.02	2315	17.67	57	417	165.5	2.03
2011	37	129	1851	14.35	568	4814	.267	1768	13.71	131	1.02	2231	17.29	64	528	328.0	2.54
2012	38	129	1867	14.47	587	4826	.265	1749	13.56	121	0.94	2305	17.87	58	606	361.0	2.80
2013	39	137	1878	13.71	641	5002	.247	1764	12.88	150	1.09	2268	16.55	63	643	384.5	2.81
2014	37	130	1790	13.77	620	4730	.247	1675	12.88	167	1.28	2155	16.58	48	511	303.5	2.33
2015	33	123	1511	12.28	624	4477	.198	1413	11.49	122	0.99	2041	16.59	68	459	197.5	2.42
2016	32	124	1519	12.25	624	4420	.202	1420	11.45	120	0.97	1962	15.82	63	425	275.5	2.22
2017	37	130	1738	13.37	683	5006	.211	1646	12.66	171	1.32	2215	17.04	42	472	278.0	2.14
2018	32	120	1538	12.82	649	4765	.187	1444	12.03	123	1.02	2325	19.38	42	354	219.0	1.83
2019	29	106	1460	13.77	532	3897	.238	1353	12.76	139	1.31	1913	18.08	28	279	167.5	1.58
2020 [^]	14	51	656	12.86	258	1974	.202	598	11.73	70	1.37	982	19.25	14	166	97.0	1.90
2021	31	110	1512	13.75	513	4092	.244	1391	12.65	150	1.36	1993	18.12	46	435	263.5	2.40
2022	37	128	1816	14.20	601	4613	.263	1668	13.00	195	1.50	2128	16.60	64	508	318.0	2.57
TOTAL	1368	4766	67832	14.23	25340	179999	.236	60799	12.75	7260	1.52	80807	16.95	3254	16908	11418	2.39

* - Does not include every match played

[^] - Partial spring season due to COVID-19

Side-Out Scoring, 15-point sets: 1986-2000

Rally Scoring, 30-point sets: 2001-07

Rally Scoring, 25-point sets: 2008-present

YEAR-BY-YEAR STATISTICAL LEADERS

KILLS			ASSISTS			DIGS		
Year	Player	#	Year	Player	#	Year	Player	#
1984	Anita Laminack	241	1984	Kyla Clearman	471	1984	Anita Laminack	245
1985	Amy Borders	380	1985	Jennifer Fong	590	1985	Amy Borders	272
1986	---	---	1986	---	---	1986	---	---
1987	Jill Myatt	378	1987	Kristi Gray	1074	1987	Kristi Gray	216
1988	Julie Myatt	473	1988	Kristi Gray	981	1988	Kill Myatt	325
1989	Jill Myatt / Julie Myatt	535	1989	Eve Posey	1616	1989	Michele Hall	459
1990	Carol Pereira	586	1990	Sandy Callahan	1467	1990	Michele Hall	369
1991	Carol Pereira	625	1991	Sandy Callahan	1575	1991	Carrie Burke	457
1992	Carol Pereira	814	1992	Monika Cavaliere	1277	1992	Monika Cavaliere	542
1993	Jennifer Pelzel	300	1993	Tina Seitz	1278	1993	Tina Seitz	498
1994	Rachel Williams	323	1994	Wendy Ward	1146	1994	Rachel Williams	373
1995	Rachel Williams	441	1995	Wendy Ward	1558	1995	Rachel Williams	573
1996	Amanda Sweatt	421	1996	Deena Victor	1278	1996	Holly Morgan	391
1997	Sarah Butler	665	1997	Deena Victor	1413	1997	Sarah Butler	471
1998	Sarah Butler	600	1998	Deena Victor	1037	1998	Holly Morgan	483
1999	Sarah Butler	735	1999	Lauren Nichols	1525	1999	Sarah Butler	503
2000	Shannon Stroud	537	2000	Kendra Morgan	1433	2000	Shannon Stroud	529
2001	Shannon Stroud	512	2001	Kendra Morgan	1460	2001	Shannon Stroud	433
2002	Jess Anne Fernandes	484	2002	Kendra Morgan	1609	2002	Shannon Stroud	495
2003	Ambra Clark	519	2003	Kendra Morgan	1585	2003	Kacie Hyatt	643
2004	Jessica Scherr	363	2004	Erin Houlihan	1625	2004	Brittani Bell	692
2005	Jessica Scherr	482	2005	Erin Houlihan	1176	2005	Brittani Bell	739
2006	Jessica Scherr	456	2006	Libby Garza	1385	2006	Sara Contreras	542
2007	Laura Prinsen	586	2007	Katie Rickwartz	1884	2007	Sara Contreras	869
2008	Laura Prinsen	506	2008	Katie Rickwartz	1386	2008	Sara Contreras	581
2009	Laura Prinsen	535	2009	Katie Rickwartz	1812	2009	Lauren Beville	302
2010	Lauren Thedford	373	2010	Erika Dupree	871	2010	Lauren Thedford	513
2011	Ashley Davis	454	2011	Lacy Hayes	1476	2011	Lauren Beville	654
2012	Halie Harton	423	2012	Lacy Hayes	1539	2012	Lauren Beville	672
2013	Lauren Bevan	388	2013	Kameryn Hayes	1323	2013	Lauren Britten	562
2014	Lauren Bevan	491	2014	Kameryn Hayes	938	2014	Lauren Britten	563
2015	Courtnee Curl	321	2015	Jessica Jackson	980	2015	Lauren Britten	463
2016	Cori Haley	342	2016	Selena Batiste	985	2016	Lauren Britten	498
2017	Erin Clark	357	2017	Selena Batiste	1168	2017	Chandler Vogel	572
2018	Taylor Kress	321	2018	Selena Batiste	750	2018	Chandler Vogel	651
2019	Torrey Miller	433	2019	Gabby Emery	658	2019	Chandler Vogel	604
2020	Torrey Miller	226	2020	Sadie Snay	467	2020	Chandler Vogel	299
2021	Torrey Miller	455	2021	Sadie Snay	583	2021	Chandler Vogel	565
2022	Torrey Miller	479	2022	Blair Moreland	722	2022	Abigale Nash	346

ATTACK PERCENTAGE (MIN. 100 ATTEMPTS)

Year	Player	#
1984	Anita Laminack	.213
1985	Amy Borders	.250
1986	---	---
1987	Jill Myatt	.334
1988	Jill Myatt	.304
1989	Julie Myatt	.356
1990	Carol Pereira	.503
1991	Cristina Pereira	.493
1992	Carol Pereira	.438
1993	Lisa Hodges	.279
1994	Kesha Peoples	.217
1995	Leslie Brown	.271
1996	Leslie Brown	.310
1997	Sarah Butler	.342
1998	Sarah Butler	.339
1999	Sarah Butler	.410
2000	Shannon Stroud	.306
2001	Jennifer Cabanilla	.368
2002	Jess Anne Fernandes	.363
2003	Kendra Morgan	.350
2004	Cynthia Carter	.328
2005	Cynthia Carter	.293
2006	Kelly Culley	.276
2007	Melissa Harper	.356
2008	Melissa Harper	.333
2009	Melissa Harper	.416
2010	Keidra Williams	.273
2011	Erin Dougherty	.306
2012	Lexi Davis	.384
2013	Laura Iwuchukwu	.357
2014	Lexi Davis	.323
2015	Lexi Davis	.316
2016	Elisa Bentsen	.317
2017	Destiny Jones	.337
2018	Lindsey Smith	.295
2019	Lindsey Smith	.328
2020	Katrina Johnson	.276
2021	Kayla Elliott	.314
2022	Kayla Elliott	.363

SERVICE ACES

Year	Player	#
1984	Anita Laminack	74
1985	Carla Anaya	29
1986	---	---
1987	Kristi Gray	32
1988	Mindy Bennett	68
1989	Eve Posey	70
1990	Sandy Callahan	55
1991	Carrie Burke	47
1992	Libby Kosub	51
1993	Tina Seitz	45
1994	Wendy Ward	52
1995	Wendy Ward	57
1996	Amanda Sweatt	37
1997	Lisa Thomason	48
1998	Tatum Wales	40
1999	Sarah Butler	50
2000	Brittany Bridge	47
2001	Shannon Stroud	40
2002	Libby Garza	37
2003	Libby Garza	31
2004	Erin Houlihan	35
2005	Brittani Bell	38
2006	Jessica Scherr	41
2007	Laura Prinsen	55
2008	Katie Rickwartz	32
2009	Katie Rickwartz	45
2010	Kelsey Mangum / Teresa Dunn	25
2011	Sophie McBride	32
2012	Sophie McBride	28
2013	Lexi Davis	31
2014	Kyli Schulz	29
2015	Jessica Jackson	27
2016	Selena Batiste	26
2017	Selena Batiste	36
2018	Selena Batiste	32
2019	Chandler Vogel	31
2020	Kayla Elliott	14
2021	Kayla Elliott	35
2022	Bryli Contreras	35

TOTAL BLOCKS

Year	Player	#
1984	Amy Borders	101
1985	Amy Borders	96
1986	---	---
1987	Julie Myatt	100
1988	Julie Myatt	176
1989	Julie Myatt	166
1990	Cristina Pereira	131
1991	Cristina Pereira	185
1992	Kesha Peoples	145
1993	Judy Wagner	148
1994	Kesha Peoples	126
1995	Leslie Brown	158
1996	Leslie Brown	142
1997	Tatum Wales	145
1998	Sarah Butler	146
1999	Megan Jacobson	137
2000	Jess Anne Fernandes	159
2001	Jess Anne Fernandes	165
2002	Jess Anne Fernandes	194
2003	Megan Spivey	120
2004	Megan Spivey	111
2005	Megan Spivey	172
2006	Megan Spivey	138
2007	Melissa Harper	139
2008	Melissa Harper	129
2009	Lauren Purdy	131
2010	Keidra Williams	116
2011	Erin Dougherty	191
2012	Erin Dougherty	178
2013	Laura Iwuchukwu	220
2014	Jessica Johnson	134
2015	Lexi Davis	129
2016	Elisa Bentsen	102
2017	Crystal Thomas	140
2018	Destiny Jones	108
2019	Lindsey Smith	67
2020	Katrina Johnson	42
2021	Marjani Stanfill	103
2022	Taytum Stow	146

TEAM MATCH

KILLS

Opponent (Date)	#
1. Angelo State (9-30-88)	100
2. Central Missouri (11-4-90)	98
3. Texas A&M-Kingsville (11-6-98)	97
4. Barry (12-7-97)	91
5. Hardin-Simmons (11-17-84)	89
6. Lubbock Christian (9-9-03)	87
7. Lubbock Christian (10-30-03)	85
8. Central Oklahoma (9-17-05)	82
9. Lubbock Christian (9-18-07)	81
10. Texas Woman's (11-5-11)	80
Cameron (9-27-03)	80

ATTACK ATTEMPTS

Opponent (Date)	#
1. Barry (12-7-97)	281
2. North Dakota State (8-29-98)	269
3. Angelo State (9-30-88)	262
4. Central Oklahoma (10-20-95)	259
5. Eastern New Mexico (10-12-04)	256
6. Cameron (10-27-07)	255
7. Cameron (11-14-98)	253
8. Lubbock Christian (10-30-03)	251
9. Angelo State (10-29-11)	249
10. Central Oklahoma (9-17-05)	248

ATTACK PERCENTAGE

Opponent (Date)	#
1. Texas A&M-Commerce (10-19-91)	.561
2. Tuskegee (9-7-19)	.554
3. Air Force (11-6-88)	.549
4. Oral Roberts (9-13-91)	.538
5. Eastern New Mexico (10-16-12)	.529
6. Regis (9-1-01)	.516
7. Angelo State (10-25-91)	.500
8. Eastern New Mexico (11-1-13)	.494
Texas A&M-Kingsville (9-10-11)	.494
10. Dallas Baptist (10-31-12)	.490

SERVICE ACES

Opponent (Date)	#
1. Central Oklahoma (11-12-88)	22
Angelo State (10-21-88)	22
3. Abilene Christian (12-19-87)	21
4. Texas Woman's (10-19-88)	20
5. Texas A&M-Kingsville (9-28-89)	19
6. Dallas Baptist (9-9-05)	13
Oklahoma Panhandle State (10-17-03)	13
8. American International (9-13-14)	12
Western Oregon (9-11-09)	12
10. Lubbock Christian (9-21-19)	11
St. Mary's (9-2-17)	11
Dallas Baptist (12-5-13)	11
Newman (10-3-08)	11
Minnesota-Duluth (9-8-07)	11
Oklahoma Panhandle State (10-9-04)	11
Cameron (9-10-04)	11
Fort Lewis (9-3-21)	11
UAFS (9-4-21)	11
SWOSU (10-11-22)	11

DIGS

Opponent (Date)	#
1. Eastern New Mexico (10-11-89)	226
2. Hardin-Simmons (11-17-84)	156
3. Angelo State (10-31-14)	142
4. Cameron (9-27-03)	134
5. Barry (12-7-97)	133
6. Cameron (10-27-15)	132
Incarate Word (9-13-03)	132
8. Texas Woman's (10-22-93)	130
9. Angelo State (10-29-11)	128
10. Lubbock Christian (9-9-03)	126

BLOCK SOLOS

Opponent (Date)	#
1. MSU Denver (10-29-93)	22
Eastern New Mexico (10-21-91)	22
3. UTEP (9-9-83)	21
4. Regis (10-11-89)	15
5. Regis (9-10-88)	13
6. St. Edwards (9-20-03)	8
7. Texas Woman's (10-14-05)	7
8. Oklahoma Panhandle State (11-6-15)	6
Texas A&M-Kingsville (9-13-07)	6
Eastern New Mexico (10-11-05)	6
DBU (11-13-21)	6

BLOCK ASSISTS

Opponent (Date)	#
1. Minnesota-Duluth (9-2-00)	48
2. Hardin-Simmons (9-23-83)	39
3. Kansas (10-12-84)	37
4. Adams State (9-14-13)	34
Central Oklahoma (9-17-05)	34
Nebraska-Kearney (11-18-00)	34
7. Regis (9-13-13)	32
Angelo State (9-24-11)	32
8. Angelo State (12-1-12)	30
Lock Haven (11-16-81)	30
Colorado School of Mines (12-2-21)	30

INDIVIDUAL MATCH

KILLS

Player (Opponent/Date)	#
1. Sarah Butler (Tampa, 12-4-99)	41
2. Sarah Butler (Texas A&M-Kingsville, 11-6-98)	40
3. Sarah Butler (Cameron, 11-14-98)	39
4. Carol Pereira (Northern Michigan, 12-8-92)	37
5. Julie Myatt (Angelo State, 9-30-88)	34
Carol Pereira (Grand Canyon, 9-1-90)	34
Julie Myatt (Angelo State, 9-30-88)	34
8. Torrey Miller (MSU Denver, 12-4-21)	33
9. Cristina Pereira (UC Davis, 11-3-90)	32
10. Julie Myatt (Northern Colorado, 12-2-89)	30

ATTACK ATTEMPTS

Player (Opponent/Date)	#
1. Sarah Butler (Tampa, 12-4-99)	92
2. Sarah Butler (Cameron, 11-14-98)	86
3. Lauren Bevan (Angelo State, 10-31-14)	85
4. Carol Pereira (BYU-Hawaii, 10-16-92)	84
5. Rachel Williams (Central Oklahoma, 10-20-95)	81
6. Shannon Stroud (North Dakota St., 9-15-00)	79
7. Jessica Scherr (Central Missouri, 9-2-06)	74
8. Ambra Clark (Lubbock Christian, 10-30-03)	72
9. Jessica Scherr (Central Oklahoma, 9-17-05)	71
10. Torrey Miller (St. Mary's, 10-8-21)	68

ATTACK PERCENTAGE (MIN. 10 ATTEMPTS)

Player (Opponent/Date)	#
1. Cristina Pereira (A&M-Commerce, 9-20-91)	.917
Lexi Davis (Eastern N.M., 11-1-13)	.917
3. Cheyenne Lytle (Western N.M., 10-31-17)	.900
4. Jill Myatt (Texas A&M-Kingsville, 9-8-89)	.857
5. Julie Myatt (Cameron, 11-10-89)	.846
Megan Spivey (Dallas Baptist, 9-9-05)	.846
7. Kelly Culley (Angelo State, 10-28-06)	.842
8. Keshia Peoples (Texas Woman's, 10-22-93)	.824
9. Carolina Pereria (Oral Roberts, 9-13-90)	.813
10. Melissa Harper (Cameron, 10-25-08)	.810

SERVICE ACES

Player (Opponent/Date)	#
1. Wendy Ward (Univ. of the Southwest, 9-13-94)	9
Tina Seitz (Cameron, 9-25-93)	9
Sandy Callahan (North Dakota, 11-1-91)	9
Mindy Bennett (Angelo State, 10-21-88)	9
5. Libby Garza (Tarleton, 9-14-02)	8
6. Kayle Elliott (at UT Permian Basin, 3-3-21)	7
Wendy Ward (Missouri Western, 11-17-95)	7
Julie Myatt (Cal State-Bakersfield, 9-16-89)	7
9. Jessica Jackson (Tarleton, 10-25-15)	6
Laura Prinsen (Texas A&M-Kingsville, 9-13-07)	6
Abigale Nash (Midwestern State, 10-7-22)	6
Torrey Miller (SWOSU, 10-11-22)	6

DIGS

Player (Opponent/Date)	#
1. Julie Myatt (Eastern New Mexico, 10-11-89)	56
2. Michele Hall (Eastern New Mexico, 10-11-89)	47
3. Brittani Bell (Central Oklahoma, 11-11-05)	44
4. Sara Contreras (A&M-Kingsville, 9-13-07)	43
5. Lauren Beville (A&M-Commerce, 11-3-11)	42
6. Kolby Rhodes (Truman State, 9-4-04)	40
Sarah Butler (Barry, 12-7-97)	40
Monika Cavaliere (BYU-Hawaii, 10-16-92)	40
9. Kacie Hyatt (Lubbock Christian, 9-9-03)	39
10. Chandler Vogel (Texas Woman's, 11-2-18)	38

BLOCK SOLOS

Player (Opponent/Date)	#
1. Julie Myatt (Regis, 9-10-88)	9
Carolyn Mitchell (UTEP, 9-8-83)	9
3. Jill Myatt (Regis, 9-10-88)	8
4. Judy Wagner (MSU Denver, 10-29-93)	7
Keshia Peoples (Eastern New Mexico, 10-12-93)	7
Melissa Bodecker (Portland State, 9-14-91)	7
7. Melissa Harper (Cameron, 10-27-07)	5
8. Destiny Jones (A&M-Kingsville, 10-27-18)	4
Erin Dougherty (Tarleton, 10-27-12)	4
Erin Dougherty (St. Edward's, 9-30-11)	4
Melissa Harper (Florida Southern, 9-19-08)	4
Megan Spivey (Eastern New Mexico, 10-11-05)	4
Kendra Morgan (St. Edwards, 9-20-03)	4
Judy Wagner (Eastern New Mexico, 10-22-91)	4
Cristina Pereira (OPSU, 9-14-91)	4

BLOCK ASSISTS

Player (Opponent/Date)	#
1. Julie Myatt (Regis, 9-10-88)	27
2. Jill Myatt (Eastern New Mexico, 10-25-88)	20
3. Eve Posey (Regis, 9-10-88)	19
4. Jill Myatt (Regis, 9-10-88)	17
5. Laura Iwuchukwu (Adams State, 9-14-13)	12
Megan Spivey (Central Oklahoma, 9-17-05)	12
6. Keidra Williams (St. Edward's, 10-29-10)	11
Jess Anne Fernandes (Neb.-Kearney, 11-28-01)	11
Kimberly James (Minnesota-Duluth, 9-2-01)	11
9. Crystal Thomas (Adams State, 9-2-17)	10
Lexi Davis (Angelo State, 10-30-15)	10
Laura Iwuchukwu (UT Permian Basin, 9-1-12)	10
Erin Dougherty (Texas Woman's, 10-8-11)	10
Lauren Purdy (Central Missouri, 9-4-09)	10
Kelly Culley (Colorado Mesa, 11-11-06)	10

THE RECORD BOOK

TEAM SEASON

KILLS

Rank	Year	#
1.	2007	2,561
2.	2009	2,234
3.	2003	2,208
4.	1991	2,167
5.	1997	2,116
6.	1992	2,113
7.	1989	2,110
8.	2002	2,067
9.	1990	2,036
10.	1995	1,992

ATTACK ATTEMPTS

Rank	Year	#
1.	2007	6,832
2.	2003	5,863
3.	2009	5,833
4.	2004	5,622
5.	1995	5,619
6.	2005	5,437
7.	1997	5,368
8.	1989	5,367
9.	2006	5,334
10.	1992	5,096

ATTACK PERCENTAGE

Rank	Year	#
1.	1991	.340
2.	1990	.333
3.	2001	.311
4.	1992	.295
5.	1999	.288
6.	1989	.281
7.	2002	.268
8.	2011	.267
9.	2012	.265
10.	2022	.263

ASSISTS

Rank	Year	#
1.	2007	2,319
2.	2009	2,104
3.	1989	2,075
4.	2003	1,972
5.	1992	1,866
6.	1988	1,859
7.	2002	1,826
8.	1997	1,808
9.	2006	1,794
10.	1995	1,793

SERVICE ACES

Rank	Year	#
1.	1989	354
2.	1988	340
3.	1991	328
4.	1990	303
5.	1992	272
6.	1997	264
7.	1995	260
8.	1993	226
	1984	226
10.	2007	217

DIGS

Rank	Year	#
1.	2007	2,909
2.	2003	2,733
3.	2009	2,682
4.	1992	2,647
5.	1995	2,465
6.	1989	2,460
7.	2004	2,430
8.	2005	2,393
9.	2018	2,325
10.	2010	2,315

BLOCK SOLOS

Rank	Year	#
1.	1991	219
2.	1988	203
3.	1985	176
4.	1992	167
5.	1993	145
6.	1989	138
7.	1987	131
8.	1990	130
9.	1995	110
10.	1997	108

BLOCK ASSISTS

Rank	Year	#
1.	2013	643
2.	2012	606
3.	2000	578
4.	2006	530
5.	2011	528
6.	2002	526
7.	2005	522
8.	2007	514
9.	2014	511
10.	1999	505

TOTAL BLOCKS

Rank	Year	#
1.	1988	433.5
2.	1991	418.0
3.	1992	413.5
4.	2013	384.5
5.	1993	384.0
6.	1989	383.5
7.	1990	370.5
8.	2002	363.0
9.	2012	361.0
10.	2022	508.0

POINTS

Rank	Year	#
1.	2007	3,117.0
2.	1991	2,913.0
3.	1989	2,847.5
4.	1992	2,798.5
5.	1997	2,735.0
6.	1990	2,709.5
7.	2009	2,698.5
8.	2003	2,651.5
9.	2002	2,618.0
10.	1995	2,608.0

SETS PLAYED

Rank	Year	#
1.	2009	156
2.	2007	154
3.	1992	148
4.	1989	140
5.	1997	139
	1995	139
7.	2013	137
8.	2003	136
	1993	136
10.	2000	135

MATCHES PLAYED

Rank	Year	#
1.	2007	44
2.	2009	43
3.	1985	42
4.	1992	41
5.	1997	40
	1988	40
7.	2013	39
	2008	39
	2002	39
	1990	39

INDIVIDUAL SEASON

KILLS

Rank	Player (Year)	#
1.	Carol Pereira (1992)	814
2.	Sarah Butler (1999)	735
3.	Sarah Butler (1997)	665
4.	Carol Pereira (1991)	625
5.	Sarah Butler (1998)	600
6.	Laura Prinsen (2007)	586
	Carol Pereira (1990)	586
8.	Cristina Pereira (1990)	580
9.	Shannon Stroud (2000)	537
10.	Laura Prinsen (2009)	535
	Jill Myatt (1989)	535
	Julie Myatt (1989)	535

ATTACK ATTEMPTS

Rank	Player (Year)	#
1.	Carol Pereira (1992)	1,586
2.	Sarah Butler (1999)	1,477
3.	Sarah Butler (1997)	1,464
4.	Jessica Scherr (2005)	1,456
5.	Laura Prinsen (2007)	1,428
6.	Natalie Johnson (2007)	1,366
7.	Sarah Butler (1998)	1,349
8.	Rachel Williams (1995)	1,341
9.	Jessica Scherr (2006)	1,340
10.	Lauren Bevan (2014)	1,330

ATTACK PERCENTAGE (MIN. 100 ATTEMPTS)

Rank	Player (Year)	#
1.	Carol Pereira (1990)	.503
2.	Cristina Pereira (1991)	.493
3.	Cristina Pereira (1990)	.492
4.	Carol Pereira (1991)	.457
5.	Carol Pereira (1992)	.438
6.	Melissa Harper (2009)	.416
7.	Sarah Butler (1999)	.410
8.	Lexi Davis (2012)	.384
9.	Katie Rickwartz (2009)	.379
10.	Jennifer Cabanilla (2001)	.368

ASSISTS

Rank	Player (Year)	#
1.	Katie Rickwartz (2007)	1,884
2.	Katie Rickwartz (2009)	1,812
3.	Erin Houlihan (2004)	1,625
4.	Eve Posey (1989)	1,616
5.	Kendra Morgan (2002)	1,609
6.	Kendra Morgan (2003)	1,585
7.	Sandy Callahan (1991)	1,575
8.	Wendy Ward (1995)	1,558
9.	Lacy Hayes (2012)	1,539
10.	Lauren Nichols (1999)	1,525

SERVICE ACES

Rank	Player (Year)	#
1.	Anita Laminack (1984)	74
2.	Eve Posey (1989)	70
3.	Julie Myatt (1989)	69
4.	Mindy Bennett (1988)	68
5.	Julie Myatt (1988)	58
6.	Wendy Ward (1995)	57
7.	Laura Prinsen (2007)	55
	Sandy Callahan (1990)	55
9.	Carol Pereira (1990)	54
	Kristi Gray (1988)	54

DIGS

Rank	Player (Year)	#
1.	Sara Contreras (2007)	869
2.	Brittani Bell (2005)	739
3.	Brittani Bell (2004)	692
4.	Lauren Beville (2012)	672
5.	Lauren Beville (2011)	654
6.	Chandler Vogel (2018)	651
7.	Kacie Hyatt (2003)	643
8.	Chandler Vogel (2019)	604
9.	Lauren Beville (2009)	602
10.	Sara Contreras (2008)	581

BLOCK SOLOS

Rank	Player (Year)	#
1.	Cristina Pereira (1991)	79
2.	Carol Pereira (1992)	70
3.	Julie Myatt (1988)	54
4.	Jill Myatt (1988)	50
5.	Julie Myatt (1987)	47
6.	Kesha Peoples (1993)	46
7.	Jess Anne Fernandes (2002)	45
8.	Amy Borders (1985)	44
9.	Carol Pereira (1991)	41
	Julie Myatt (1989)	41

BLOCK ASSISTS

Rank	Player (Year)	#
1.	Laura Iwuchukwu (2013)	192
2.	Erin Dougherty (2011)	157
3.	Erin Dougherty (2012)	153
4.	Jess Anne Fernandes (2002)	149
5.	Megan Spivey (2005)	145
	Jess Anne Fernandes (2000)	145
7.	Jess Anne Fernandes (2001)	142
8.	Tatum Wales (1997)	130
9.	Taytum Stow (2022-Present)	126
10.	Crystal Thomas (2017)	125
	Megan Jacobson (1999)	125
	Leslie Brown (1996)	125
	Julie Myatt (1989)	125

TOTAL BLOCKS

Rank	Player (Year)	#
1.	Laura Iwuchukwu (2013)	220
2.	Jess Anne Fernandes (2002)	194
3.	Erin Dougherty (2011)	191
4.	Cristina Pereira (1991)	185
5.	Erin Dougherty (2012)	178
6.	Julie Myatt (1988)	176
7.	Megan Spivey (2005)	172
8.	Julie Myatt (1989)	166
9.	Jess Anne Fernandes (2001)	165
10.	Jess Anne Fernandes (2000)	159

POINTS

Rank	Player (Year)	#
1.	Carol Pereira (1992)	960.0
2.	Sarah Butler (1999)	848.0
3.	Sarah Butler (1997)	784.5
4.	Carol Pereira (1991)	738.0
5.	Sarah Butler (1998)	718.0
6.	Cristina Pereira (1990)	716.5
7.	Carol Pereira (1990)	707.5
	Julie Myatt (1989)	707.5
9.	Cristina Pereira (1991)	692.0
10.	Laura Prinsen (2007)	686.0

SETS PLAYED

Rank	Player (Year)	#
1.	Lauren Beville (2009)	156
	Katie Rickwartz (2009)	156
3.	Lauren Thedford (2009)	155
4.	Laura Prinsen (2009)	154
5.	Melissa Harper (2009)	151
	Laura Prinsen (2007)	151
7.	Sara Contreras (2007)	149
8.	Katie Rickwartz (2007)	147
9.	Alyssa Bromwell (2007)	146
	Carol Pereira (1992)	146

MATCHES PLAYED

Rank	Player (Year)	#
1.	Katie Rickwartz (2007)	44
	Laura Prinsen (2007)	44
3.	Lauren Purdy (2009)	43
	Lauren Thedford (2009)	43
	Katie Rickwartz (2009)	43
	Laura Prinsen (2009)	43
	Lauren Beville (2009)	43
	Melissa Harper (2007)	43
	Alyssa Bromwell (2007)	43
	Natalie Johnson (2007)	43
	Sarah Contreras (2007)	43
	Mindy Bennett (1989)	43
	Julie Myatt (1989)	43
	Michele Hall (1989)	43
	Eve Posey (1989)	43

CAREER**KILLS**

Rank	Player (Years)	#
1.	Carol Pereira (1990-92)	2,025
2.	Sarah Butler (1997-99)	2,000
3.	Shannon Stroud (1999-02)	1,949
4.	Laura Prinsen (2006-09)	1,693
5.	Torrey Miller (2019-Present)	1,593
6.	Natalie Johnson (2006-09)	1,493
7.	Holly Morgan (1995-98)	1,459
8.	Rachel Altman (2003-06)	1,452
9.	Melissa Harper (2006-09)	1,408
10.	Jessica Scherr (2004-06)	1,301
11.	Julie Myatt (1987-89)	1,293
12.	Jill Myatt (1987-89)	1,242
13.	Jess Anne Fernandes (1999-02)	1,238
14.	Megan Spivey (2003-06)	1,125
15.	Cristina Pereira (1990-91)	1,095
16.	Lauren Thedford (2007-10)	1,063
17.	Michele Hall (1988-90)	1,019
18.	Carrie Burke (1989-92)	1,005
19.	Halie Harton (2010-13)	971
20.	Stormi Lancaster (2009-12)	933
21.	Selena Batiste (2016-19)	892
22.	Kesha Peoples (1991-94)	884
23.	Lauren Bevan (2013-14)	879
24.	Amanda Sweatt (1996-97)	861
25.	Cori Haley (2013-16)	857

ATTACK ATTEMPTS

Rank	Player (Years)	#
1.	Shannon Stroud (1999-02)	4,529
2.	Sarah Butler (1997-99)	4,290
3.	Holly Morgan (1995-98)	4,254
4.	Natalie Johnson (2006-09)	4,239
5.	Rachel Altman (2003-06)	4,080
6.	Laura Prinsen (2006-09)	4,033
7.	Torrey Miller (2019-Present)	4,021
8.	Jessica Scherr (2004-06)	3,979
9.	Carol Pereira (21990-92)	3,791
10.	Lauren Thedford (2007-10)	3,620
11.	Julie Myatt (1987-89)	3,008
12.	Melissa Harper (2006-09)	2,964
13.	Halie Harton (2010-13)	2,950
14.	Jill Myatt (1987-89)	2,856
15.	Michele Hall (1988-90)	2,759
16.	Megan Spivey (2003-06)	2,720
17.	Cori Haley (2013-16)	2,652
18.	Jess Anne Fernandes (1999-02)	2,639
19.	Carrie Burke (1989-92)	2,596
20.	Selena Batiste (2016-19)	2,528
21.	Stormi Lancaster (2009-12)	2,484
22.	Lauren Bevan (2013-14)	2,419
23.	Taylor Kress (2016-19)	2,396
24.	Rachel Williams (1994-95)	2,269
25.	Megan Jacobson (1994-96,99)	2,263

ATTACK PERCENTAGE (MIN. 100 KILLS)

Rank	Player (Years)	#
1.	Cristina Pereira (1990-91)	.492
2.	Carol Pereira (1990-92)	.461
3.	Jennifer Cabanilla (2001)	.368
4.	Sarah Butler (1997-99)	.364
5.	Melissa Harper (2006-09)	.361
6.	Laura Iwuchukwu (2009-13)	.352
7.	Jess Anne Fernandes (1999-02)	.326
8.	Katie Rickwartz (2006-09)	.324
9.	Jill Myatt (1987-89)	.322
	Lexi Davis (2012-15)	.322
11.	Julie Myatt (1987-89)	.320
12.	Jessica Johnson (2014)	.313
13.	Erin Dougherty (2009-12)	.308
14.	Lindsey Smith (2016-19)	.307
15.	Megan Moore (2002)	.297
16.	Elisa Bentsen (2015-16)	.295
17.	Shannon Stroud (1999-02)	.294
	Destiny Jones (2017-2019)	.294
19.	Kendra Morgan (2000-03)	.292
20.	Cynthia Carter (2002-05)	.288
21.	Leslie Brown (1993-96)	.286
22.	Cherilyn McMenamy (2007)	.285
23.	Monika Cavaliere (1992)	.277
24.	Laura Prinsen (2006-09)	.276
25.	Keidra Williams (2010)	.273

ASSISTS

Rank	Player (Years)	#
1.	Kendra Morgan (2000-03)	6,087
2.	Katie Rickwartz (2006-09)	5,283
3.	Deena Victor (1995-98)	3,820
4.	Sandy Callahan (1990-91)	3,042
5.	Lacy Hayes (2011-12)	3,015
6.	Selena Batiste (2016-19)	2,927
7.	Erin Houlihan (2004-05)	2,801
8.	Wendy Ward (1994-95)	2,704
9.	Kameryn Hayes (2011-14)	2,302
10.	Eve Posey (1988-89)	2,225
11.	Kristi Gray (1987-88)	2,055
12.	Libby Garza (2002-03,05-06)	2,010
13.	Tina Seitz (1989-90,92-93)	1,835
14.	Sadie Snay (2019-21)	1,530
15.	Lauren Nichols (1999)	1,525
16.	Gabby Emery (2017-19)	1,468
17.	Blair Moreland (2021-Present)	1,289
18.	Monika Cavaliere (1992)	1,277
19.	Kyli Schulz (2013-16)	1,240
20.	Jessica Jackson (2015-16)	1,043
21.	Erika Dupree (2008-11)	904
22.	Cory Tixier (1997-98)	799
23.	Teresa Dunn (2007-10)	795
24.	Ainsley Malis (2022-Present)	658
25.	Jennifer Fong (1984-85)	647

THE RECORD BOOK

SERVICE ACES

Rank	Player (Years)	#
1.	Mindy Bennett (1987-90)	175
2.	Brittany Bridge (1997-00)	148
3.	Carol Pereira (1990-92)	144
4.	Julie Myatt (1987-89)	139
5.	Katie Rickwartz (2006-09)	137
6.	Shannon Stroud (1999-02)	129
7.	Holly Morgan (1995-98)	126
8.	Libby Kosub (1990-93)	123
9.	Carrie Burke (1989-92)	122
10.	Megan Jacobson (1994-96,99)	118
11.	Jill Myatt (1987-89)	115
	Selena Batiste (2016-19)	115
13.	Sarah Butler (1997-99)	113
14.	Chandler Vogel (2017-21)	110
15.	Kendra Morgan (2000-03)	109
	Wendy Ward (1994-95)	109
17.	Libby Garza (2002-03,05-06)	107
18.	Michele Hall (1988-90)	106
	Laura Prinsen (2006-09)	106
20.	Lauren Thedford (2007-10)	103
21.	Jessica Scherr (2004-06)	101
22.	Sandy Callahan (1990-91)	99
23.	Judy Wagner (1990,92-93)	98
	Cristina Pereira (1990-91)	98
25.	Eve Posey (1988-89)	95

DIGS

Rank	Player (Years)	#
1.	Chandler Vogel (2017-21)	2,691
2.	Lauren Beville (2009-12)	2,423
3.	Sara Contreras (2005-08)	2,242
4.	Brittani Bell (2002-05)	2,150
5.	Lauren Britten (2013-16)	2,086
6.	Shannon Stroud (1999-02)	1,861
7.	Holly Morgan (1995-98)	1,759
8.	Lauren Thedford (2007-10)	1,704
9.	Kacie Hyatt (2000-03)	1,538
10.	Kendra Morgan (2000-03)	1,413
11.	Sarah Butler (1997-99)	1,377
12.	Jessica Scherr (2004-06)	1,341
13.	Laura Prinsen (2006-09)	1,206
14.	Katie Rickwartz (2006-09)	1,192
15.	Halie Harton (2010-13)	1,154
16.	Selena Batiste (2016-19)	1,131
17.	Michele Hall (1988-90)	1,121
18.	Torrey Miller (2019-Present)	1,081
19.	Carrie Burke (1989-92)	1,080
20.	Carol Pereira (1990-92)	1,072
21.	Mindy Bennett (1987-90)	1,054
22.	Rachel Altman (2003-06)	1,041
23.	Kesha Peoples (1991-94)	1,036
24.	Libby Garza (2002-03,05-06)	959
25.	Brittany Bridge (1997-00)	950

BLOCK SOLOS

Rank	Player (Years)	#
1.	Julie Myatt (1987-89)	142
2.	Carol Pereira (1990-92)	139
3.	Kesha Peoples (1991-94)	120
4.	Cristina Pereira (1990-91)	115
5.	Sarah Butler (1997-99)	108
6.	Megan Spivey (2003-06)	96
7.	Jill Myatt (1987-89)	91
8.	Jess Anne Fernandes (1999-02)	88
9.	Melissa Harper (2006-09)	80
10.	Amy Borders (1984-85)	68
11.	Erin Dougherty (2009-12)	67
12.	Jennifer Pelzel (1989-90,93)	57
	Judy Wagner (1990,92-93)	57
14.	Elisa Bentsen (2015-16)	55
15.	Leslie Brown (1993-96)	54
16.	Michele Hall (1988-90)	49
17.	Rita Benford (1984-85,87)	47
	Amanda Sweatt (1996-97)	47
19.	Holly Morgan (1995-98)	46
20.	Carolyn Mitchell (1984-85)	45
	Mindy Bennett (1987-90)	45
22.	Laura Iwuchukwu (2009-13)	44
	Lexi Davis (2012-15)	44
	Kelly Culley (2005-07)	44
25.	Megan Jacobson (1994-96,99)	43

BLOCK ASSISTS

Rank	Player (Years)	#
1.	Jess Anne Fernandes (1999-02)	482
2.	Megan Spivey (2003-06)	445
3.	Erin Dougherty (2009-12)	379
4.	Kimberly James (1999-02)	362
5.	Melissa Harper (2006-09)	351
6.	Lexi Davis (2012-15)	347
7.	Laura Iwuchukwu (2009-13)	325
8.	Judy Wagner (1990,92-93)	302
9.	Kesha Peoples (1991-94)	300
	Julie Myatt (1987-89)	300
11.	Megan Jacobson (1994-96,99)	278
12.	Rachel Altman (2003-06)	270
13.	Leslie Brown (1993-96)	265
14.	Sarah Butler (1997-99)	259
15.	Laura Prinsen (2006-09)	247
16.	Cori Haley (2013-16)	241
17.	Kendra Morgan (2000-03)	236
18.	Kelly Culley (2005-07)	235
19.	Stormi Lancaster (2009-12)	232
20.	Torrey Miller (2019-Present)	222
21.	Kameryn Hayes (2011-14)	220
22.	Jennifer Catano (1999-00)	211
	Tatum Wales (1997-98)	211
24.	Elisa Bentsen (2015-16)	207
25.	Kayla Elliott (2020-2022)	204

TOTAL BLOCKS

Rank	Player (Years)	#
1.	Jess Anne Fernandes (1999-02)	570
2.	Megan Spivey (2003-06)	541
3.	Erin Dougherty (2009-12)	446
4.	Julie Myatt (1987-89)	442
5.	Melissa Harper (2006-09)	431
6.	Kesha Peoples (1991-94)	420
7.	Kimberly James (1999-02)	403
8.	Lexi Davis (2012-15)	391
9.	Laura Iwuchukwu (2009-13)	369
10.	Sarah Butler (1997-99)	367
11.	Judy Wagner (1990,92-93)	359
12.	Carol Pereira (1990-92)	334
13.	Megan Jacobson (1994-96,99)	321
14.	Leslie Brown (1993-96)	319
15.	Cristina Pereira (1990-91)	316
16.	Jill Myatt (1987-89)	294
17.	Rachel Altman (2003-06)	284
18.	Kelly Culley (2005-07)	279
19.	Kendra Morgan (2000-03)	268
20.	Elisa Bentsen (2015-16)	262
21.	Laura Prinsen (2006-09)	260
22.	Cori Haley (2013-16)	258
23.	Torrey Miller (2019-Present)	245
24.	Stormi Lancaster (2009-12)	243
25.	Tatum Wales (1997-98)	240

POINTS

Rank	Player (Years)	#
1.	Carol Pereira (1990-92)	2,405.5
2.	Sarah Butler (1997-99)	2,305.5
3.	Shannon Stroud (1999-02)	2,205.0
4.	Laura Prinsen (2006-09)	1,935.5
5.	Torrey Miller (2019-Present)	1,816.0
6.	Julie Myatt (1987-89)	1,724.0
7.	Holly Morgan (1995-98)	1,713.0
8.	Rachel Altman (2003-06)	1,692.0
9.	Melissa Harper (2006-09)	1,690.5
10.	Natalie Johnson (2006-09)	1,611.0
11.	Jess Anne Fernandes (1999-02)	1,605.0
12.	Jill Myatt (1987-89)	1,549.5
13.	Megan Spivey (2003-06)	1,517.5
14.	Jessica Scherr (2004-06)	1,482.0
15.	Cristina Pereira (1990-91)	1,408.5
16.	Lauren Thedford (2007-10)	1,297.5
17.	Kesha Peoples (1991-94)	1,230.0
18.	Michele Hall (1988-90)	1,222.5
19.	Carrie Burke (1989-92)	1,191.0
20.	Lexi Davis (2012-15)	1,123.5
21.	Erin Dougherty (2009-12)	1,120.5
22.	Megan Jacobson (1994-96,99)	1,119.0
23.	Halie Harton (2010-13)	1,116.0
24.	Stormi Lancaster (2009-12)	1,113.0
25.	Selena Batiste (2016-19)	1,108.0

SETS PLAYED

Rank	Player (Years)	#
1.	Lauren Beville (2009-12)	544
2.	Lauren Thedford (2007-10)	531
3.	Natalie Johnson (2006-09)	521
4.	Chandler Vogel (2017-21)	517
5.	Brittani Bell (2002-05)	510
6.	Lauren Britten (2013-16)	506
7.	Sara Contreras (2005-08)	504
8.	Kacie Hyatt (2000-03)	490
9.	Rachel Altman (2003-06)	487
10.	Kendra Morgan (2000-03)	484
11.	Selena Batiste (2016-19)	480
12.	Megan Spivey (2003-06)	473
13.	Laura Prinsen (2006-09)	471
14.	Melissa Harper (2006-09)	466
	Shannon Stroud (1999-02)	466
16.	Kyli Schulz (2013-16)	462
	Holly Morgan (1995-98)	462
18.	Katie Rickwartz (2006-09)	460
19.	Carrie Burke (1989-92)	448
20.	Erin McClain (1998-01)	434
21.	Stormi Lancaster (2009-12)	430
22.	Kesha Peoples (1991-94)	427
	Kimberly James (1999-02)	427
24.	Libby Garza (2002-03,05-06)	426
	Brittany Bridge (1997-00)	426

MATCHES PLAYED

Rank	Player (Years)	#
1.	Natalie Johnson (2006-09)	162
2.	Lauren Thedford (2007-10)	157
3.	Lauren Beville (2009-12)	154
	Sara Contreras (2005-08)	154
5.	Laura Prinsen (2006-09)	152
6.	Mindy Bennett (1987-90)	150
7.	Melissa Harper (2006-09)	149
8.	Brittani Bell (2002-05)	148
9.	Katie Rickwartz (2006-09)	147
10.	Kacie Hyatt (2000-03)	146
	Shannon Stroud (1999-02)	146
12.	Rachel Altman (2003-06)	145
13.	Kendra Morgan (2000-03)	144
	Megan Spivey (2003-06)	144
15.	Chandler Vogel (2017-21)	143
16.	Jess Anne Fernandes (1999-02)	141
17.	Lauren Britten (2013-16)	139
18.	Kyli Schulz (2013-16)	136
	Brittany Bridge (1997-00)	136
	Stormi Lancaster (2009-12)	136
21.	Holly Morgan (1995-98)	134
22.	Erin McClain (1998-01)	133
23.	Alyssa Bromwell (2005-08)	132
24.	Selena Batiste (2016-19)	130
25.	Kameryn Hayes (2011-14)	127
	Halie Harton (2010-13)	127

MISCELLANEOUS**ATTENDANCE** WTAMU FIELDHOUSE "THE BOX"

Rank	Player (Years)	#
1.	Colorado Mesa (11-11-06)	1,737
2.	Grand Valley State (8-28-09)	1,623
3.	Abilene Christian (11-14-09)	1,569
4.	Augustana (8-24-01)	1,452
5.	Dallas Baptist (11-12-22)	1,363
6.	Cameron (11-13-99)	1,350
7.	Angelo State (9-30-22)	1,323
8.	Regis (11-20-99)	1,300
9.	Angelo State (11-10-22)	1,275
10.	Cal Poly-Pomona (8-28-98)	1,259

ATTENDANCE OFF-CAMPUS HOST SITE

Rank	Player (Years)	#
1.	Portland State (12-9-91) !	3,188
2.	Truman State (12-5-02) @	2,950
3.	Chapman (11-23-90) #	2,392
4.	Florida Southern (12-8-91) !	1,527
5.	Gannon (12-7-91) !	1,374

! - Amarillo Civic Center @ - FUBC # - Tascosa HS

LONE STAR CONFERENCE RECORD BOOK**INDIVIDUAL MATCH**

DIGS: (69) Jodi Cave, Angelo State vs. Hastings, 1991
BLOCK SOLOS: (18) Jennifer Goble, Eastern New Mexico vs. Western New Mexico, 1992
BLOCK ASSISTS: (27) Julie Myatt, West Texas A&M vs. Regis, 1988
KILLS: (46) Alma Brahimaj, Central Oklahoma vs. Cameron, 2000
ATTACKS: (125) Alma Brahimaj, Central Oklahoma vs. Cameron, 2000
HITTING PERCENTAGE: (.929) Danielle Vidaurri, Incarnate Word vs. St. Edward's, 2011
SERVICE ACES: (14) Jodi Cave, Angelo State vs. Chapman, 1991
ASSISTS: (92) Sandy Callahan, West Tex. A&M vs. Central Missouri, 1990

INDIVIDUAL SEASON

DIGS: (996) Lacie Allen, Central Oklahoma, 2007
DIGS PER SET: (7.11) Lacie Allen, Central Oklahoma, 2007
BLOCK SOLOS: (144) Jana Moore, Abilene Christian, 1988
BLOCK ASSISTS: (192) Laura Iwchukwu, West Texas A&M, 2013
TOTAL BLOCKS: (266) Jennifer Goble, Eastern New Mexico, 1992
BLOCKS/SET: (2.50) Jana Moore, Abilene Christian, 1988
KILLS: (735) Sarah Butler, West Texas A&M, 1999
KILLS/SET: (6.07) Sarah Butler, West Texas A&M, 1999
ATTACKS: (1,752) Mari Araujo, Central Oklahoma, 2007
HITTING PERCENTAGE: (.503) Carol Pereira, West Texas A&M, 1990
ASSISTS: (1,884) Katie Rickwartz, West Texas A&M, 2007
ASSISTS/SET: (13.90) Kendra Morgan, West Texas A&M, 2001
SERVICE ACES: (125) Brittany Bridge, West Texas A&M, 2000; Lora Spencer, Cameron, 2000
SERVICE ACES/SET: (0.92) Heather Divine, Central Okla., 1989

INDIVIDUAL CAREER

DIGS: (2,765) Lacie Allen, Central Oklahoma, 2004-07
DIGS/SET: (5.90) Lauren Flynn, Texas A&M-Commerce, 2006-09
BLOCK SOLOS: (360) Jennifer Goble, Eastern New Mexico, 1991-93, 95
BLOCK ASSISTS: (515) Kristen Vincent, Central Oklahoma, 1990-93
TOTAL BLOCKS: (791) Jennifer Goble, Eastern New Mexico, 1991-93, 95
BLOCKS/SET: (1.69) Jana Moore, Abilene Christian, 1985-88
KILLS: (2,404) Alma Brahimaj, Central Oklahoma, 1999-2002
KILLS/SET: (5.25) Sarah Butler, West Texas A&M, 1997-99
ATTACKS: (6,057) Alma Brahimaj, Central Oklahoma, 1999-2002
HITTING PERCENTAGE: (.364) Sarah Butler, West Texas A&M, 1997-99
ASSISTS: (6,087) Kendra Morgan, West Texas A&M, 2000-03
ASSISTS/SET: (12.62) Lindsey Martin, Abilene Christian, 2002-05
SERVICE ACES: (267) Heather Divine, Central Oklahoma, 1988-1991
SERVICE ACES/SET: (0.721) Kelsey Kosick, Cameron, 2001-03

TEAM MATCH

DIGS: (226) West Texas A&M vs. Eastern New Mexico, 1993; Southwest Texas State vs. N/A, 1982
BLOCK SOLOS: (27) Cameron vs. Eastern New Mexico, 1990
BLOCK ASSISTS: (48) West Texas A&M vs. Minnesota Duluth, 2000
TOTAL BLOCKS: (44) Texas A&M-Commerce vs. Eastern N.M., 1989
KILLS: (107) Angelo State vs. East Texas State, 1995
ATTACKS: (298) Central Oklahoma vs. Cameron, 2000
HITTING PERCENTAGE: (.617) Angelo State vs. Colo. St.-Pueblo, 2004
SERVICE ACES: (26) Central Oklahoma vs. Texas Woman's, 1990
ASSISTS: (96) West Texas A&M vs. Central Missouri, 1990

TEAM SEASON

VICTORIES: (39) West Texas A&M, 1983; West Texas A&M, 2009
CONSECUTIVE VICTORIES VS. LSC OPPONENTS: (87) West Texas A&M, 2006-2011
DIGS: (3,177) Abilene Christian, 1993
DIGS/SET: (23.17) Southeastern Oklahoma, 2005
BLOCK SOLOS: (351) Southwest Texas State, 1982
BLOCK ASSISTS: (655) Angelo State, 1983
TOTAL BLOCKS: (891) Angelo State, 1983
BLOCKS/SET: (5.60) Abilene Christian, 1988
KILLS: (2,561) West Texas A&M, 2007
KILLS/SET: (17.53) Angelo State, 1991
ATTACKS: (6,832) West Texas A&M, 2007
HITTING PERCENTAGE: (.340) West Texas A&M, 1991
ASSISTS: (2,319) West Texas A&M, 2007
ASSISTS/SET: (15.49) West Texas A&M, 2001
SERVICE ACES: (377) Texas Woman's, 1987
SERVICE ACES/SET: (2.79) Central Oklahoma, 1989

ALL-TIME VERSUS NON-LSC OPPONENTS

GEORGE WASHINGTON

GWU Leads, 1-0 | H: 0-0 | A: 0-0 | N: 0-1
 Sept. 5, 1986 Houston L 0 3

GRAND CANYON

WT Leads, 9-0 | H: 5-0 | A: 2-0 | N: 2-0
 Aug. 31, 1990 Phoenix W 3 0
 Sept. 1, 1990 Phoenix W 3 0
 Oct. 30, 1992 Canyon W 3 0
 Sept. 23, 1995 Denver W 3 2
 Sept. 14, 1996 Warrensburg W 3 0
 Aug. 29, 1997 Canyon W 3 2
 Aug. 30, 1997 Canyon W 3 0
 Sept. 24, 2005 Canyon W 3 0
 Oct. 14, 2006 Canyon W 3 0

GRAND VALLEY STATE

WT Leads, 6-1 | H: 2-0 | A: 0-1 | N: 4-0
 Nov. 1, 1990 Colorado Springs W 3 0
 Nov. 2, 1991 Colorado Springs W 3 0
 Nov. 6, 1992 Colorado Springs W 3 0
 Aug. 30, 2003 Canyon W 3 2
 Sept. 3, 2004 Allendale L 0 3
 Nov. 29, 2007 Topeka (NCAA) W 3 2
 Aug. 28, 2009 Canyon W 3 0

H**HARDING**

WT Leads, 2-1 | H: 1-0 | A: 0-0 | N: 1-1
 Oct. 2, 1992 Commerce W 3 0
 Oct. 30, 1004 Dallas L 0 3
 Aug. 26, 2006 Canyon W 3 1

HARDIN-SIMMONS

WT Leads, 8-1 | H: 6-0 | A: 0-1 | N: 1-0
 1981 Abilene W 2 1
 Oct. 22, 1982 Fort Worth W 2 1
 Sept. 23, 1983 Canyon W 2 0
 Sept. 24, 1983 Canyon W 3 0
 Oct. 12, 1983 Canyon W 3 1
 Oct. 20, 1983 Abilene L 1 3
 Nov. 19, 1983 Canyon (OCAC) W 2 1
 Oct. 8, 1984 Canyon W 3 1
 Nov. 17, 1984 Canyon (OCAC) W 3 1

HAWAII-HILO

WT Leads, 1-0 | H: 0-0 | A: 1-0 | N: 0-0
 Oct. 17, 1992 Hilo W 3 2

HAWAII PACIFIC

HPU Leads, 1-0 | H: 0-0 | A: 0-0 | N: 0-1
 Oct. 20, 1992 Hilo L 1 3

HENDERSON STATE

WT Leads, 5-1 | H: 3-0 | A: 2-0 | N: 0-1
 Sept. 9, 1994 Warrensburg L 2 3
 Sept. 1, 1995 Canyon W 3 0
 Oct. 5, 1995 Arkadelphia W 3 1
 Aug. 31, 1996 Canyon W 3 1
 Aug. 30, 1997 Canyon W 3 0
 Nov. 1, 1997 Arkadelphia W 3 1

HOUSTON

UH Leads, 3-0 | H: 0-1 | A: 0-2 | N: 0-0
 Sept. 2, 1984 Houston L 0 2
 Nov. 21, 1985 Canyon L 0 3
 Sept. 6, 1986 Houston L 0 3

HOWARD PAYNE

WT Leads, 4-1 | H: 2-0 | A: 0-1 | N: 2-0
 1981 Abilene W 2 0
 Oct. 23, 1981 Fort Worth W 2 1
 Oct. 6, 1986 Brownwood L 1 3
 Nov. 11, 1986 Canyon W 3 0
 Oct. 1, 1987 Canyon W 3 0

HUMBOLDT STATE

HSU Leads, 1-0 | H: 0-0 | A: 0-0 | N: 0-1
 Sept. 9, 1995 Davis L 2 3

I**IDAHO**

UI Leads, 1-0 | H: 0-0 | A: 0-0 | N: 0-1
 Oct. 25, 1980 Colorado Springs L 0 2

ILLINOIS-CHICAGO

UIC Leads, 1-0 | H: 0-0 | A: 0-0 | N: 0-1
 Sept. 1, 1984 Houston L 0 2

ILLINOIS-SPRINGFIELD

UIS Leads, 1-0 | H: 0-0 | A: 0-0 | N: 0-1
 Sept. 8, 2017 St. Charles L 1 3

ILLINOIS STATE

ISU Leads, 1-0 | H: 0-0 | A: 0-0 | N: 0-1
 Sept. 28, 1985 Las Cruces L 0 3

INCARNATE WORD

WT Leads, 17-0 | H: 10-0 | A: 5-0 | N: 2-0
 Sept. 18, 1982 Alpine W 2 0
 Aug. 25, 2000 Canyon W 3 0
 Oct. 20, 2001 Canyon W 3 0
 Aug. 31, 2002 Canyon W 3 0
 Oct. 19, 2002 San Antonio W 3 1
 Sept. 13, 2003 San Antonio W 3 2
 Aug. 28, 2004 Canyon W 3 1
 Sept. 10, 2005 Austin W 3 0
 Sept. 24, 2005 Canyon W 3 0
 Aug. 23, 2007 Canyon W 3 0
 Sept. 13, 2008 San Antonio W 3 0
 Oct. 21, 2010 Canyon W 3 1
 Nov. 11, 2010 Canyon (LSC) W 3 0
 Sept. 9, 2011 Canyon W 3 0
 Oct. 13, 2011 San Antonio W 3 0
 Oct. 5, 2012 San Antonio W 3 0
 Nov. 10, 2012 Canyon W 3 0

INDIANA STATE

WT Leads, 1-0 | H: 0-0 | A: 0-0 | N: 1-0
 Sept. 19, 1980 Tulsa W 2 0

INDIANAPOLIS

WT Leads, 1-0 | H: 0-0 | A: 1-0 | N: 0-0
 Sept. 10, 2016 Indianapolis W 3 1

K**KANSAS**

WT Leads, 3-2 | H: 0-0 | A: 0-0 | N: 3-2
 Oct. 2, 1981 Tulsa L 0 2
 Oct. 3, 1981 Tulsa W 2 1
 Oct. 14, 1983 Tulsa W 2 1
 Oct. 12, 1984 Tulsa W 3 1
 Sept. 27, 1986 Tulsa L 0 3

KANSAS STATE

Series Tied, 2-2 | H: 0-0 | A: 0-0 | N: 2-2
 Sept. 19, 1980 Tulsa W 2 1
 Oct. 15, 1983 Tulsa L 0 2
 Oct. 12, 1984 Tulsa W 3 0
 Oct. 25, 1985 Tulsa L 0 2

L**LAKE SUPERIOR STATE**

WT Leads, 2-0 | H: 0-0 | A: 0-0 | N: 2-0
 Sept. 10, 1999 Marquette W 3 0
 Sept. 3, 2004 Allendale W 3 1

LAMAR

LU Leads, 5-0 | H: 0-0 | A: 0-0 | N: 0-5
 Sept. 20, 1980 Tulsa L 0 2
 Nov. 13, 1981 Arlington (AIAW) L 0 3
 Sept. 1, 1984 Houston L 0 2
 Oct. 18, 1985 San Marcos L 0 2
 Sept. 5, 1986 Houston L 0 3

LEWIS

WT Leads, 3-0 | H: 0-0 | A: 0-0 | N: 3-0
 Sept. 14, 1990 Los Angeles W 3 0
 Oct. 30, 1993 Colorado Springs W 3 0
 Sept. 4, 2009 Denver W 3 2

LIU-POST

WT Leads, 1-0 | H: 0-0 | A: 0-0 | N: 0-0
 Dec. 11, 2013 Cedar Rapids (NCAA) W 3 0

LOCK HAVEN

WT Leads, 3-0 | H: 0-0 | A: 0-0 | N: 3-0
 Sept. 4, 1998 Denver W 3 1
 Dec. 2, 1999 Battle Creek (NCAA) W 3 1
 Nov. 16, 2006 Pensacola (NCAA) W 3 1

LOUISIANA-LAFAYETTE

WT Leads, 1-0 | H: 0-0 | A: 0-0 | N: 1-0
 Sept. 11, 1987 Huntsville W 2 1

LOUISIANA-MONROE

ULM Leads, 1-0 | H: 0-0 | A: 0-0 | N: 0-1
 Oct. 25, 1985 Tulsa L 0 2

M**MARY HARDIN-BAYLOR**

WT Leads, 3-0 | H: 0-0 | A: 0-0 | N: 3-0
 1981 Abilene W 2 1
 Oct. 22, 1982 Fort Worth W 2 1
 Oct. 28, 1983 Fort Worth W 2 0

McKENDREE

WT Leads, 2-0 | H: 1-0 | A: 1-0 | N: 0-0
 Sept. 20, 2014 Lebanon W 3 1
 Sept. 3, 2016 Canyon W 3 1

McMURRY

WT Leads, 2-0 | H: 0-0 | A: 1-0 | N: 1-0
 Oct. 10, 1980 Wichita Falls W 2 0
 Oct. 21, 1982 Abilene W 2 0

MERCY

WT Leads, 1-0 | H: 0-0 | A: 0-0 | N: 1-0
 Sept. 15, 2006 Boston W 3 0

MINNESOTA-DULUTH

WT Leads, 3-2 | H: 0-0 | A: 0-1 | N: 3-1
 Nov. 4, 1988 Colorado Springs W 3 0
 Nov. 6, 1988 Colorado Springs W 3 1
 Sept. 2, 2000 Denver W 3 2
 Sept. 2, 2006 Denver L 0 3
 Sept. 8, 2007 Duluth L 1 3

MINNESOTA STATE

Series Tied, 2-2 | H: 0-0 | A: 0-0 | N: 2-2
 Sept. 26, 1987 Denver W 3 1
 Nov. 2, 1990 Colorado Springs W 3 1
 Sept. 2, 1994 Omaha L 0 3
 Sept. 7, 2007 Duluth L 1 3

MISSISSIPPI UNIVERSITY FOR WOMEN

WT Leads, 1-0 | H: 0-0 | A: 0-0 | N: 1-0
 Oct. 10, 1997 Denton W 3 0

MISSOURI SOUTHERN

WT Leads, 4-1 | H: 0-0 | A: 0-0 | N: 4-1
 Sept. 25, 1992 Edmond W 3 0
 Sept. 14, 1996 Warrensburg W 3 0
 Sept. 10, 2004 Lawton L 0 3
 Oct. 4, 2008 Pittsburg W 3 0
 Oct. 1, 2011 Pittsburg W 3 1

MISSOURI-ST. LOUIS

WT Leads, 2-1 | H: 0-0 | A: 0-0 | N: 2-1
 Sept. 27, 1991 San Angelo W 3 0
 Sept. 10, 1994 Warrensburg W 3 0
 Sept. 8, 2017 St. Charles L 1 3

ALL-TIME VERSUS NON-LSC OPPONENTS**WAYLAND BAPTIST**

WT Leads, 13-0 | H: 11-0 | A: 2-0 | N: 0-0

Oct. 10, 2000	Canyon	W	3	0
Nov. 5, 2001	Canyon	W	3	0
Oct. 22, 2002	Canyon	W	3	0
Nov. 11, 2002	Plainview	W	3	0
Sept. 30, 2003	Canyon	W	3	0
Oct. 8, 2004	Canyon	W	3	0
Sept. 6, 2005	Canyon	W	3	0
Oct. 30, 2007	Canyon	W	3	0
Nov. 4, 2009	Plainview	W	3	1
Sept. 21, 2010	Canyon	W	3	0
Sept. 9, 2011	Canyon	W	3	0
Sept. 30, 2014	Plainview	W	3	0
Oct. 20, 2015	Canyon	W	3	0

WAYNE STATE

Wayne St. Leads, 0-1 | H: 0-0 | A: 0-0 | N: 0-1

Sept. 3, 2022	Denver	L	2	3
---------------	--------	---	---	---

WEST FLORIDA

WT Leads, 2-0 | H: 0-0 | A: 0-0 | N: 2-0

Sept. 5, 2008	Denver	W	3	0
Sept. 8, 2012	Denver	W	3	2

WESTERN COLORADO

WT Leads, 7-3 | H: 4-2 | A: 1-0 | N: 2-1

Sept. 19, 1987	Portales	W	2	0
Sept. 1, 1999	Gunnison	W	3	0
Oct. 28, 1999	Canyon	L	1	3
Nov. 20, 1999	Canyon (NCAA)	W	3	0
Aug 24, 2001	Canyon	L	1	3
Nov. 15, 2001	Denver (NCAA)	L	1	3
Sept. 7, 2002	Denver	W	3	0
Sept. 3, 2011	Canyon	W	3	0
Sept. 1, 2012	Canyon	W	3	0
Sept. 6, 2013	Canyon	W	3	1

WESTERN OREGON

WT Leads, 1-0 | H: 0-0 | A: 0-0 | N: 1-0

Sept. 11, 2009	Bellingham	W	3	1
----------------	------------	---	---	---

WESTERN WASHINGTON

WT Leads, 1-0 | H: 0-0 | A: 1-0 | N: 0-0

Sept. 12, 2009	Bellingham	W	3	0
----------------	------------	---	---	---

WHARTON COUNTY J.C.

WCJC Leads, 1-0 | H: 0-0 | A: 0-0 | N: 0-0

Oct. 17, 1981	Huntsville	L	1	2
---------------	------------	---	---	---

WICHITA STATE

WSU Leads, 1-0 | H: 0-0 | A: 0-0 | N: 0-1

Sept. 26, 1986	Tulsa	L	0	3
----------------	-------	---	---	---

WILMINGTON

WT Leads, 1-0 | H: 0-0 | A: 0-0 | N: 1-0

Sept. 1, 2018	Lakeland	W	3	0
---------------	----------	---	---	---

WYOMING

UW Leads, 1-0 | H: 0-0 | A: 0-0 | N: 0-0

Nov. 10, 1984	Laramie	L	0	3
---------------	---------	---	---	---

! - Played at the Amarillo Civic Center (Amarillo, Texas)

@ - Played at the First United Bank Center (Canyon, Texas)

^ - Played at Tascosa High School (Amarillo, Texas)

1980 20-21-2 | Bobbie Cox

Table of 1980 season results for Bobbie Cox, including matches against Texas Tech Invite, Oral Roberts Invite, West Texas A&M Invite, Lamar Invite, and Midwestern State Invite.

1981 18-29 | Bobbie Cox

Table of 1981 season results for Bobbie Cox, including matches against Texas Tech Invite, Sul Ross State Invite, Oral Roberts Invite, Lubbock Christian Invite, and Golden Hurricane Invite.

Table of 1980 season results for Gary Abramson, including matches against Howard Payne, Lubbock Christian, Abilene Christian, Sam Houston Invite, and Texas Wesleyan Invite.

1982 22-21 | Gary Abramson

Table of 1982 season results for Gary Abramson, including matches against Texas Tech Invite, Sul Ross State Invite, Oral Roberts Invite, Texas Wesleyan Invite, and Western New Mexico Invite.

1983 38-21 | Carmen Pennick

Table of 1983 season results for Carmen Pennick, including matches against Sul Ross State, Texas Tech Invite, Texas State, and New Mexico State Invite.

Table of 1980 season results for Carmen Pennick, including matches against Texas Tech, Sul Ross State Invite, Abilene Christian, Oral Roberts Classic, Texas Wesleyan Invite, and Oil Country Athletic Conf. Tournament.

1984 10-26 | Carmen Pennick

Table of 1984 season results for Carmen Pennick, including matches against Houston Classic, Texas Tech Invite, Oral Roberts Classic, and Texas Wesleyan Invite.

YEAR-BY-YEAR RESULTS

2020 10-4 | Kendra Potts

Jan. 26	at Lubbock Christian	L, 1-3
Jan. 27	Lubbock Christian	W, 3-0
Feb. 2	at Angelo State	L, 1-3
Feb. 3	at Angelo State	L, 2-3
Feb. 9	UT Permian Basin	W, 3-0
Feb. 10	UT Permian Basin	W, 3-0
Feb. 23	Lubbock Christian	W, 3-0
Feb. 24	at Lubbock Christian	W, 3-0
Mar. 2	at UT Permian Basin	W, 3-1
Mar. 3	at UT Permian Basin	W, 3-1
Mar. 9	Angelo State	W, 3-0
Mar. 10	Angelo State	W, 3-2

LSC Championship (Tyler, TX)

Mar. 23	vs. Texas A&M International	W, 3-1
Mar. 24	at UT Tyler	L, 0-3

COVID-19 Shortened Season Played in the Spring of 2021
No NCAA Postseason Tournament

Oct. 19	@ Lubbock Christian	W, 3-0
Oct. 22	vs. Eastern New Mexico	W, 3-1
Oct. 26	vs. Cameron	W, 3-0
Oct. 28	@ Western New Mexico	W, 3-0
Nov. 4	vs. Texas A&M-Kingsville	W, 3-1
Nov. 5	vs. Texas A&M International	W, 3-0

LSC Championships (Canyon, Texas)

Nov. 10	vs. Angelo State	W, 3-0
Nov. 11	vs. UT-Tyler	W, 3-0
Nov. 12	vs. DBU	W, 3-0

NCAA Regionals (Denver, Colo.)

Nov. 17	vs. UT-Tyler	W, 3-0
Nov. 18	vs. Colorado School of Mines	W, 3-2
Nov. 19	@ MSU Denver	W, 3-0

NCAA Elite Eight (Seattle, Wa.)

Dec. 1	vs. Wingate	W, 3-2
Dec. 2	vs. Missouri-St. Louis	W, 3-1
Dec. 3	vs. Concordia-St. Paul	W, 3-1

2021 26-5 | Kendra Potts

WTAMU BritKare Classic (Canyon, TX)

Sept. 3	Adams State	W, 3-1
Sept. 3	Fort Lewis	W, 3-0
Sept. 4	Southwestern Oklahoma State	W, 3-1
Sept. 4	UAFS	W, 3-1

Rosella Meier UNK Fall Classic (Kearney, Neb.)

Sept. 10	vs. Chadron State	W, 3-0
Sept. 10	vs. Southern Nazarene	W, 3-0
Sept. 11	at Nebraska-Kearney	L, 0-3
Sept. 17	at UT Tyler	L, 1-3
Sept. 18	at Texas A&M-Commerce	W, 3-0
Sept. 24	UT Permian Basin	W, 3-0
Sept. 25	Western New Mexico	W, 3-1
Sept. 29	Eastern New Mexico	W, 3-0

Oct. 8	at St. Mary's	W, 3-2
Oct. 9	at St. Edward's	W, 3-1
Oct. 15	Oklahoma Christian	W, 3-0
Oct. 16	UAFS	W, 3-0
Oct. 22	at Midwestern State	W, 3-0
Oct. 23	at Cameron	W, 3-0
Oct. 29	Texas A&M-Kingsville	W, 3-0
Oct. 30	Texas A&M International	W, 3-0
Nov. 5	at Angelo State	L, 0-3
Nov. 6	at Lubbock Christian	L, 2-3
Nov. 12	Texas Woman's	W, 3-0
Nov. 13	DBU	W, 3-0

LSC Championships (San Angelo, Texas)

Nov. 18	vs. Oklahoma Christian	W, 3-0
Nov. 19	vs. UT Permian Basin	W, 3-1
Nov. 20	vs. St. Edward's	W, 3-0

NCAA Regionals (Denver, Colo.)

Dec. 2	vs. Colorado School of Mines	W, 3-2
Dec. 3	vs. UT Tyler	W, 3-1
Dec. 4	vs. MSU Denver	W, 3-2

NCAA Elite Eight (Tampa, Fla.)

Dec. 9	vs. Washburn	L, 1-3
--------	--------------	--------

2022 33-4 | Kendra Potts

WTAMU BritKare Classic (Canyon, TX)

Aug. 26	vs. Adams State	W, 3-0
Aug. 26	vs. UC-Colorado Springs	W, 3-0
Aug. 27	vs. St. Mary's	W, 3-1
Aug. 27	vs. Northwest Missouri State	L, 1-3

Colorado Premiere Challenge (Denver, Colo.)

Sept. 2	vs. Central Missouri	W, 3-0
Sept. 2	vs. Regis University	W, 3-1
Sept. 3	vs. Wayne State	L, 2-3
Sept. 3	@ MSU-Denver	L, 0-3

Lone Star Conference Crossover (San Angelo, Texas)

Sept. 8	@ Angelo State	W, 3-0
Sept. 9	vs. Lubbock Christian	W, 3-0
Sept. 10	vs. UT-Tyler	L, 0-3
Sept. 16	vs. DBU	W, 3-1
Sept. 17	vs. UT-Tyler	W, 3-2
Sept. 23	@ St. Edward's	W, 3-0
Sept. 24	@ St. Mary's	W, 3-0
Sept. 30	vs. Angelo State	W, 3-0
Oct. 1	@ Midwestern State	W, 3-0
Oct. 8	@ Texas Woman's	W, 3-0
Oct. 11	vs. Southwestern Oklahoma State	W, 3-0
Oct. 14	@ UAFS	W, 3-1
Oct. 15	@ Oklahoma Christian	W, 3-0

A

Jaycee Adams (Bushland, TX) 2022
 Rachel Altman (Dallas, TX) 2003-06
 Denette Ammons (Amarillo, TX) 1978*
 Carla Anaya (Santa Fe, N.M.) 1985
 Danielle Anderson (Palestine, TX) 2016-17
 Laura Anderson (Greeley, CO) 2000-02
 Kamryn Artale (Springfield, MO) 2019-2020
 Lynn Asher (Leander, TX) 1986-87

B

Lora Baca (Amarillo, TX) 1982
 Dana Bagley (Amarillo, TX) 1975-76*
 Carol Baker (Midland, TX) 1966*
 Sonia Ballard (Amarillo, TX) 1978*
 Debbie Ballew (Amarillo, TX) 1980
 Courtney Barnes (Lewisville, TX) 2004-05
 Daphne Barrett (Winter Park, CO) 1993
 Selena Batiste (Portland, OR) 2016-2019
 Jill Beaulieu (Eden Prairie, MN) 1994
 Emma Becker (Liberty Hill, TX) 2022-Present
 Brittani Bell (Amarillo, TX) 2002-05
 Rita Benford (Hobbs, N.M.) 1984-87
 Mindy Bennett (Amarillo, TX) 1987-89
 Tina Bennett (Amarillo, TX) 1978-81*
 Elisa Bentsen (Hesperia, CA) 2015-16
 Arlene Bern (Amarillo, TX) 1979-82*
 Lauren Bevan (Ventura, CA) 2013-14
 Lauren Beville (Hereford, TX) 2009-12
 Barbara Bixler (Roswell, N.M.) 1983-84
 Sherri Blanchard (Richardson, TX) 1974-77*
 Samantha Boaz (Geyserville, CA) 2001
 Melissa Boedecker (Graham, TX) 1988-91
 Leah Boerstler (Perryton, TX) 1990
 Amy Borders (Shawnee, KS) 1984-85
 Julia Borschel (Orland Park, KS) 2018-19
 Collanne Bramblett (Clint, TX) 2002-03
 Leisa Brents (Amarillo, TX) 1989
 Brittany Bridge (Houston, TX) 1997-00
 Lauren Britten (Amarillo, TX) 2013-16
 Alyssa Bromwell (Pampa, TX) 2005-08
 Bailey Brown (Lubbock, TX) 2000
 Leslie Brown (Spring, TX) 1993-96
 Lindsey Bullard (Callisburg, TX) 2020-2022
 Carrie Burke (Plano, TX) 1989-92
 Katie Butler (Amarillo, TX) 1994
 Sarah Butler (Amarillo, TX) 1997-99
 Diana Byrnes (Colleyville, TX) 1981-82

C

Jennifer Cabanilla (San Antonio, TX) 2001
 Sandy Callahan (Cupertino, CA) 1990-91
 Kathy Jean Campbell (Amherst, TX) 1967-70*
 Linda Carlisle (Lubbock, TX) 1966*
 Marcia Caron (Rochelle, IL) 1978*
 Cynthia Carter (Corona, CA) 2002-05
 Sharla Carter (Seminole, TX) 1976-77*
 Jennifer Catano (Dumas, TX) 1998-00
 Monika Cavaliere (Sao Paulo, Brazil) 1992
 Haleigh Cearley (Amarillo, TX) 2010-11
 Kindra Cerrone (Denver, CO) 2018
 Wendy Chamblee (Arlington, TX) 1995-96
 Gwendolyn Chandler (Unknown) 1978*
 Rosemary Chavez (El Paso, TX) 1980-83
 Ambra Clark (Amarillo, TX) 2003-05
 Erin Clark (Scottsdale, AZ) 2017
 Kyla Clearman (Hobbs, N.M.) 1984
 Stefani Clement (Dumas, TX) 1992
 Bryli Contreras (Canyon, TX) 2022-Present
 Sara Contreras (Amarillo, TX) 2005-08
 Jacqueline Coombes (Pampa, TX) 1971*
 Lisa Crayton (Pampa, TX) 1984
 Kelly Culley (Scottsdale, AZ) 2005-07
 Courtney Curl (Cedar Park, TX) 2015
 Stacey Curtis (Amarillo, TX) 1975*
 Ruth Cummings (Lubbock, TX) 1978*

D

Ashley Davis (Amarillo, TX) 2010-13
 Corey Davis (Thousand Oaks, CA) 2014
 Betty Davis (Andrews, TX) 1971*
 Corrin Davis (Amarillo, TX) 2020-2021
 Jessi Davis (Amarillo, TX) 2011
 Lexi Davis (Dumas, TX) 2012-15
 Patricia Dewey (Unknown) 1967*
 Jeanette Doggett (Pampa, TX) 1973-74*

E

Jenny Donohoo (Amarillo, TX) 2002
 Jacquelin Doss (Duman, TX) 2005
 Erin Dougherty (Omaha, NE) 2009-12
 Diane Driscoll (Morton, TX) 1982
 Rose Duesterhaus (Nazareth, TX) 1967*
 Shannon Dunavin (Amarillo, TX) 1985-87
 Teresa Dunn (Arlington, TX) 2007-10
 Erika Dupree (Mesquite, TX) 2008-11
 Diane Dycus (Duncanville, TX) 1979*
 Ashley Dyer (Perryton, TX) 2008

F

Sydnee Eagleton (Richmond, TX) 2019-2020
 Marjorie Earles (Paint Creek, TX) 1965*
 Elaine Edmiston (Auburn, IL) 1983-84
 Sharon Edwards (Waxahachie, TX) 1984
 Emma Eickhoff (Topeka, KS) 2013-15
 Kayla Elliott (Wildomar, CA) 2020-2022
 Gabby Emery (Gilbert, AZ) 2017-2019
 Karen Eubanks (Amarillo, TX) 1974-76*
 Carly Evetts (Canyon, TX) 2022-Present
 Debbie Ewton (Amarillo, TX) 1979-83*
 Julie Ewton (Amarillo, TX) 1983
 Jane Eyer (Hobbs, N.M.) 1971*

Jess Anne Fernandes (Wink, TX) 1999-02
 Linda Kay Fisher (Lubbock, TX) 1971*
 Chloe Fitzgerald (Fort Smith, AR) 2018
 Leah Flatness (Scottsdale, AZ) 2008
 Jennifer Fong (Amarillo, TX) 1984-85
 Carla Ford (Amarillo, TX) 1981
 Delaney Forsythe (Cedar Park, TX) 2012
 Angelo Freeland (Dexter, N.M.) 1979*
 Tara Fuller (Perryton, TX) 1976-78*

G

Melissa Gabriel (Unknown) 1996
 Sherri Garver (Porterville, CA) 1996-97
 Libby Garza (Lewisville, TX) 2002-06
 Cynthia Gerald (Canyon, TX) 1966*
 Lee Golden (David, FL) 2013
 Shannon Graham (Galveston, TX) 1988
 Debbie Gray (Pampa, TX) 1974-77*
 Kristina Gray (Amarillo, TX) 1987-88
 Kathleen Green (Kermit, TX) 1970-73*
 Ruth Anne Guthrie (Pampa, TX) 1965*

H

Barbara Hager (Panhandle, TX) 1966-67*
 Cori Haley (Livingston, N.M.) 2013-16
 Linda Halfmann (Big Spring, TX) 1970-71*
 Michele Hall (Amarillo, TX) 1988-90
 Monica Hamilton (Amarillo, TX) 1992-94
 Sydney Harlan (Amarillo, TX) 2014
 Melissa Harper (Peoria, AZ) 2006-09
 Cindy Harris (Lubbock, TX) 1980
 Debra Harris (Pampa, TX) 1974-77*
 Emily Harris (Rogers, AR) 2018
 Danielle Hartley (Wichita, KS) 2006
 Halie Harton (Roswell, N.M.) 2010-13
 Kameryn Hayes (Cypress, TX) 2011-14
 Lacy Hayes (Cypress, TX) 2011-12
 Linda Head (Estancia, N.M.) 1980
 Kimbra Helton (Amarillo, TX) 1976-77*
 Carissa Henning (Tucson, AZ) 2015-2017
 Delores Hernandez (Tivoli, TX) 1982
 Deidre Hester (Amarillo, TX) 1975-77*
 Cindy Hill (Moody, TX) 1966*
 Darla Hill (Seminole, TX) 1987
 Paula Hill (Kermit, TX) 1970-73*
 Lisa Hodges (Amarillo, TX) 1993-94
 Heiadi Hollar (Amarillo, TX) 1978-80*
 Patricia Hood (Amarillo, TX) 1986
 Erin Houlihan (Lincoln, NE) 2004-05
 Jennie Howard (Amarillo, TX) 1988
 Kelly Huenergardt (Amarillo, TX) 1980
 Diana Hungerford (Canyon, TX) 1976*
 Isabel Hurliman (Tillamook, OR) 2019
 Kacie Hyatt (Amarillo, TX) 2000-03

I

Tina Isaacson (Amarillo, TX) 1985
 Helen Jo Ivison (Snyder, TX) 1964*
 Laura Iwchukwu (Edmond, OK) 2010-13

J

Angie Jackson (Amarillo, TX) 1984-86
 Jessica Jackson (Paradise, CA) 2015-16
 Vickie Jackson (Friona, TX) 1975*
 Megan Jacobson (Scottsdale, AZ) 1994-96, 99
 Kimberly James (Denver, CO) 1999-02
 Amy Jeffres (Albuquerque, N.M.) 1996-98
 Barbara Johnson (St. David, AZ) 1979-80*
 Jessica Johnson (Snowflake, AZ) 2014
 Katrina Johnson (Gilbert, AZ) 2019-2022
 Natalie Johnson (Cortez, CO) 2006-09
 Sydnee Johnson (Flower Mound, TX) 2018
 Audra Jones (Orland, CA) 2016
 Camy Jones (Portland, TX) 2020-Present
 Destiny Jones (Richmond, TX) 2018-2020
 Kamille Jones (Fort Worth, Texas) 2017
 Lisa Jones (Washington, IL) 1981-82
 Samantha Jordan (El Paso, TX) 2019-2022

K

Dana Kabetzke (Amarillo, TX) 2006
 Megan Keasler (Pearland, TX) 2018
 Tammy Kee (Wichita Falls, TX) 1982
 Annette Keeton (Pampa, TX) 1975*
 Shanna Kelly (Amarillo, TX) 1982
 Joni Killham (Potter, NE) 1979*
 Kristi Knapp (Amarillo, TX) 1976*
 Heather Knightstep (Amarillo, TX) 1989
 Libby Kosub (Hereford, TX) 1991-93
 Taylor Kress (Grapevine, TX) 2016-19

L

Jamie Lakatos (Menomonee, WI) 2007
 Anita Laminack (Amarillo, TX) 1981-84
 Larami Lancaster (Mobeetie, TX) 2016-18
 Stormi Lancaster (Mobeetie, TX) 2009-12
 Kathy Lane (Phillips, TX) 1974*
 Lezlie Leier (Amarillo, TX) 1986
 Cree Lespierre (Rockwall, TX) 2018-Present
 Rose Litchie (Amarillo, TX) 1980
 McKenzie Long (Andrews, TX) 2013-15
 Yolanda Longoria (Plainview, TX) 1976*
 Laura Lopez (Amarillo, TX) 1987
 Cheyenne Lytle (Glen Rose, TX) 2015, 17

M

Shelly Majors (Borger, TX) 1986
 Kelsey Mangum (San Antonio, TX) 2009-10
 Ainsley Malis (Tucson, AZ) 2022-Present
 Valentina Manns (Frankfort, IL) 2015
 Lauren Marler (Amarillo, TX) 2020-2021
 D'Arcy Marlow (San Marcos, TX) 1999
 Robin Marsala (Leesburg, VA) 2010-11
 Sarah Martin (Los Angeles, CA) 2011
 Bridgid Maruszak (San Diego, CA) 2000
 Leah Mayer (Fort Collins, CO) 2014-15
 Sophie McBride (Minneapolis, MN) 2009-12
 Erin McClain (Amarillo, TX) 1998-01
 Kim McCorkle (Odessa, TX) 1978*
 Kirsten McCowan (Amarillo, TX) 2009, 13
 Mary McEldruff (Amarillo, TX) 1975*
 Sabrina McElroy (Perryton, TX) 1975*
 Brooke McFerren (Granada Hills, CA) 2010
 Pamela McGee (Lubbock, TX) 1975*
 Kathy McGinty (Plains, TX) 1974-75*
 Kayla McKinney (Amarillo, TX) 2008
 Cherilyn McMenamy (Canyon, TX) 2007
 Angie Meeker (Sterling, CO) 1998
 Ainsley Meissner (Austin, TX) 2022-Present
 Chris Mendoza (Andrews, TX) 1988
 Myra Millard (Amarillo, TX) 1974-76*
 Torrey Miller (Brownwood, TX) 2019-Present
 Carolyn Mitchell (Borger, TX) 1982-85
 Michaela Montgomery (Amarillo, TX) 2015-18
 Megan Moore (Amarillo, TX) 2002
 Blair Moreland (Katy, TX) 2021-Present
 Holly Morgan (Amarillo, TX) 1995-98
 Kendra Morgan (Amarillo, TX) 2000-03
 Gayanne Munden (Springer, N.M.) 1983
 Mindy Murphy (Amarillo, TX) 1987
 Jill Myatt (Amarillo, TX) 1986-89
 Julie Myatt (Amarillo, TX) 1986-89

ALL-TIME ROSTER

N

Mere Nagase (Oakland, CA) 2020-2021
Abi Nash (Tucson, AZ) 2021-2022
Blake Nester (Canyon, TX) 2018
Lauren Nichols (Houston, TX) 1999
Lynne Nobles (Lubbock, TX) 1982
Clarissa Norris (Burkburnett, TX) 1982

O

Kristi Obermann (Edwards, CA) 1990-93
Marisa Ochoa (Austin, TX) 2013-14
Debbie Oldman (Amarillo, TX) 1983

P

Angelina Oliver (Albuquerque, NM) 2022-Present

Zahria Parker (Austin, TX) 2022-Present
Emma Patterson (Amarillo, TX) 2020-Present
Jennifer Pelzel (El Toro, CA) 1989-93
Keshia Peoples (San Antonio, TX) 1991-94
Carol Pereira (Sao Paulo, Brazil) 1990-92
Cristina Pereira (Sao Paulo, Brazil) 1990-91
Stephanie Petracek (Assaria, KS) 1984
Gia Petties (Houston, TX) 2017-18
Amanda Phillips (Plains, TX) 1978*
Danielle Pletcher (Farnsworth, TX) 1979-82*
Porsha Porath (Windom, MN) 2020-2021
Eve Posey (Amarillo, TX) 1988-89
Hailey Prescher (Dana Point, CA) 2014
Laura Prinsen (Spring, TX) 2006-09
Lauren Purdy (Arlington, TX) 2008-09
Janet Pylant (Conroe, TX) 1992-95

Q

Traci Quetano (Santa Clara, CA) 2004

R

Aeris Ramsey (Missouri City, TX) 2018
Alma Ramsey (El Paso, TX) 1972-75*
Helen Reed (Pampa, TX) 1967*
Kolby Rhoades (Burlington, CO) 2004-05
Rachel Rhoades (Frisco, TX) 2016-2017
Christy Rickstrew (Amarillo, TX) 1994-95
Katie Rickwartz (Canyon, TX) 2006-09
Martha Riley (Lockney, TX) 1965-68*
Helen Rios (Snyder, TX) 1970*
Jenniifer Robinson (Dumas, TX) 1998-00
Courtney Robledo (Sacramento, CA) 2013-15
Morgan Robledo (Sacramento, CA) 2013
Detra Rocha (Amarillo, TX) 2007
Olivia Rome (El Paso, TX) 2016
Carolyn Rae Roney (El Paso, TX) 1971*
Kandice Rowe (Portland, TX) 2021
Martha Rowley (Unknown) 1967*

S

Margo Salazer (Hereford, TX) 1975*
Cindy Salsar (Whiteface, TX) 1966-67*
Andra Sanchez (Albuquerque, N.M.) 1985-86
Aspen Sanders (Colo. Springs, CO) 2013-15
Lindsey Schaal (Spring Beach, TX) 2003
Jessica Scherr (Kingwood, TX) 2003-06
Carol Schulte (Nazareth, TX) 1966-67*
Kylli Schulz (Springs, TX) 2013-16
Kim Seay (Dallas, TX) 1972-75*
Tina Seitz (Amarillo, TX) 1989-93
Shawwna Sessler (Tacoma, WA) 1996
Ann Shofer (Lamesa, TX) 1974*
Diana Simmons (Pampa, TX) 1984-85
Lindsey Smith (Fort Worth, TX) 2016-19
Sadie Snay (Kingman, AZ) 2019-2021
Julie So (San Antonio, TX) 1993-94
Christine Solden (Big Spring, TX) 1975*
Debbie Spencer (Unknown) 1974*
Megan Spivey (Keller, TX) 2003-06
Katie Starkweather (Lincoln, NE) 2003-04
Jill Steining (Sachse, TX) 2003-04
Lori Stevens (Borger, TX) 1976*
Jackie Stogdell (Fresno, CA) 2004
Taytum Stow (Hereford, TX) 2022-Present
Latoya Strambler (Midland, TX) 1999
Libby Strickland (Amarillo, TX) 2016
Keia Strother (Humble, TX) 2012-13
Shannon Stroud (Amarillo, TX) 1999-02
Amanda Stucky (Mountridg, KS) 2009
Amanda Sweett (Lubbock, TX) 1996-97

T

Corey Tea (Elwood, IL) 1998-99
Karen Terry (Amarillo, TX) 1978*
Lauren Theford (Carrollton, TX) 2007-10
Crystal Thomas (San Antonio, TX) 2016-17
Erin Thomas (Westminster, CO) 2001-02
Lisa Thomason (Amarillo, TX) 1996-97
Debrah Thompson (Amarillo, TX) 1978-79*
Rosalyn Thorpe (Keller, TX) 2010
Glenda Tindell (Estancia, N.M.) 1980
Cory Tixier (Bernalillo, N.M.) 1997-98
Missy Torres (El Paso, TX) 1980
Connie Trevino (Big Spring, TX) 1970*
Dalaney Tuholski (Vancouver, WA) 2015
Jessica Tuttle (Mesquite, TX) 2006-07
Lindsey Tyler (Amarillo, TX) 2001

V

Joy Dawn Vanderburg (Pampa, TX) 1964*
Raquel Valdez (Loveland, CO) 2019
Brie Vaughan (Amarillo, TX) 2000
Barbara Vickery (Pampa, TX) 1967*
Deena Victor (DeSoto, TX) 1995-98
Gina Villamor (Kahuka, HI) 1986
Ashlyn Vinyard (Amarillo, TX) 2021-Present
Chandler Vogel (Hereford, TX) 2017-2021

W

Judy Wagner (Amarillo, TX) 1990-93
Tatum Wales (Queen Creek, AZ) 1997-98
Tori Walker (Hereford, TX) 2000
April Wallace (Los Alamos, N.M.) 1993-94
Wendy Ward (Ventura, CA) 1994-95
Piper Warren (Amarillo, TX) 2022-Present
Patti Waterbury (Perryton, TX) 1979-80*
Beenie Weeks (Sundown, TX) 1972-74*
Jennifer Welch (Wichita Falls, TX) 1997-98
Betty Janeice Wilbanks (Conway, TX) 1964*
Keidra Williams (Denton, TX) 2010
Rachel Williams (Fair Oaks, CA) 1994-95
Jan Williamson (Midland, TX) 1978*
Amanda Wilson (El Paso, IL) 1995-96
Karen Winkler (Delavan, IL) 1982-83
Stacey Winn (DeSoto, TX) 1996
Barbara Wolf (Oklahoma City, OK) 1970*
Kim Woltermath (Amarillo, TX) 1978-79*
Morgan Woodruff (Berthoud, CO) 2012-13

Z

Amber Zant (Midland, TX) 2004

PROGRAM MILESTONES

First Win

September 5, 1980 vs. Lubbock Christian (2-0)

First Home Win

September 26, 1980 vs. Oklahoma Panhandle State (2-0)

First Road Win

September 16, 1980 at Eastern New Mexico (3-0)

First Neutral Site Win

September 5, 1980 vs. Lubbock Christian (2-0)

100th Program Win

September 7, 1984 vs. Texas A&M-Commerce (3-2)

200th Program Win

October 14, 1989 at MSU Denver (3-2)

300th Program Win

October 9, 1992 vs. Cameron (3-0)

400th Program Win

September 21, 1996 at Angelo State (3-0)

500th Program Win

October 15, 1999 at Angelo State (3-0)

600th Program Win

October 19, 2002 at Incarnate Word (3-1)

700th Program Win

September 24, 2005 vs. Incarnate Word (3-0)

800th Program Win

September 27, 2008 vs. Abilene Christian (3-0)

900th Program Win

September 29, 2012 vs. Angelo State (3-2)

1,000th Program Win

November 6, 2015 at Newman (3-0)

All-Time Record (Since 1980)

1,133-422-3 (.727)

All-Time Home Record (Since 1980)

510-83 (.860)

All-Time Road Record (Since 1980)

315-158 (.666)

All-Time Neutral Site Record (Since 1980)

308-183-3 (.623)

All-Time Postseason Record (Since 1980)

102-36 (.739)

100th Home Win

October 30, 1992 vs. Grand Canyon (3-0)

200th Home Win

November 19, 1999 vs. Regis (3-0)

300th Home Win

October 21, 2006 vs. Texas A&M-Kingsville (3-0)

400th Home Win

September 5, 2013 vs. Colorado State-Pueblo (3-0)

500th Home Win

September 24, 2021 vs. UT Permian Basin (3-0)

NCAA POSTSEASON RECAPS

1988

West Texas A&M University emerged on the national spotlight in 1988 as the Lady Buffs reached the NCAA Division II playoffs for the first time. WTAMU finished the season 33-8, ranked 11th in the nation and pulled off a four-game victory over Metro State in the regional semifinals.

Jill and Julie Myatt, both juniors on the Lady Buff squad, also recorded firsts in school history, as they both were selected to the American Volleyball Coaches Association All-American Second-Team. Hudson was named South Central Region Coach of the Year. At one point during the season, WTAMU won 18 straight matches. The Lady Buffs went undefeated through the Lone Star Conference schedule to win their first league crown.

1989

One season removed from just missing an Elite Eight berth by one match in its first-ever playoff appearance, WTAMU landed in the Elite Eight for the first time with a four-game victory over Northern Colorado at Greeley, Colo. The playoff high faded quickly however, with a three-game loss to Elite Eight Tournament host Cal State-Bakersfield in the quarterfinal round. The Lady Buffs finished the year 31-9.

Hudson was chosen South Central Region Coach of the Year for the second year in a row, while Julie Myatt earned the school's first-ever All-American first-team selection. Twin sister Jill earned second-team All-American, while Eve Posey was tabbed South Central Region Most Valuable Player.

1990

WTAMU rolled through the 1990 season like a speeding Indy car en route to a school-best 38-1 record and the school's first-ever national championship. The checkered flag to the memorable season was waved following the Lady Buffs' 15-0, 15-5, 15-3 dismantling of North Dakota State in the championship match at Bakersfield, Calif.

WTAMU, who graduated twin sisters Julie and Jill Myatt the prior year, gained a new sister act in Carol and Cristina Pereira. The Pereira sisters allowed the Lady Buffs to take their game to the highest level, and both were honored as All-American first-team picks. Carol tallied 586 kills and 107 blocks, while Cristina chalked up 580 kills and 131 blocks in leading a potent WTAMU attack and defense at the net.

Further, Hudson was recognized as the AVCA NCAA Division II National Coach of the Year. She elected to resign her position at WTAMU to take an NCAA Division I head coaching position at Northern Arizona prior to the start of the 1991 campaign.

1991

WTAMU netted its second consecutive NCAA Division II volleyball title in 1991, this time in front of a record crowd at the Amarillo Civic Center. Playing in front of an NCAA Division II post-season record 3,188 fans, the Lady Buffs swept Portland State 15-10, 15-5, 15-12 to defend their national title.

Cristina Pereira was tabbed the NCAA Division II National Player of the Year after leading WTAMU to a 36-2 record. She totaled 515 kills and 185 blocks during the season, while sister Carol contributed 625 kills and 95 blocks to become a first-team All-American herself. WTAMU was guided by first-year head coach Jim Giacomazzi, who took over the coaching reins in August, two weeks before the start of the season.

1992

The Lady Buffs, playing their second season as an NCAA Division II independent, reached the Elite Eight Tournament for the third time in as many years, but dreams of a three-peat were shattered with a semifinal loss to Northern Michigan at Portland, Ore. WTAMU would bounce back to win the third-place match versus Cal State-Los Angeles, a victory allowing the Lady Buffs to reach the 30-win plateau for the fifth-straight year.

Carol Pereira, a first-team All-American, tallied a WTAMU record 814 kills during the season while hitting .438. She finished her career as the all-time leader in kills with 2,025. Pereira graduated from WTAMU following the 1992-93 season and elected to forego her senior season.

1994

After a one-year hiatus from the NCAA Division II playoffs, WTAMU earned a bid to the South Central Regional Tournament held at Central Missouri State. Debbie Hendricks, as the second-year Lady Buff head coach, rallied the troops from a disappointing 1-6 start to finish 19-11.

Back-to-back losses to Lone Star Conference rival Central Oklahoma to end the season produced quite a sting. The Brochos defeated WTAMU in the LSC Tournament, and in the regional semifinals.

1995

The Lady Buffs were one game away from the Elite Eight Tournament before Central Missouri State handed WTAMU a 15-12 rally-scoring loss in the South Central Regional finals at Warrensburg, Mo. WTAMU, 30-8 overall on the season plus a forfeit victory over Eastern New Mexico, captured the Lone Star Conference crown for the fourth time.

Leslie Brown, Holly Morgan and Wendy Ward led the Lady Buffs during the season. Brown recorded 124 block assists in a break-out junior campaign, while Morgan earned LSC Freshman of the Year honors with 399 kills and 466 digs. Ward ran the offense effectively with 1,558 assists. Both Brown and Ward were all-region selections.

1996

WTAMU reached the South Central Region Tournament semifinals played at Florence, Ala., but the Lady Buffs' third loss to Central Missouri State of 1996 put a damper on the season. The Lady Buffs won their second straight LSC crown and won 14 of 15 matches entering the regional tournament, including three wins against nationally ranked opponents. Still, WTAMU could be proud of its 26-6 season as a whole.

Senior Leslie Brown was chosen to the all-region team as a middle blocker who established a then-record of 125 block assists during the season. Amanda Sweatt, also a middle blocker, was named to the all-region team as a junior.

1997

What a year for the Lady Buffs as they capped a 37-3 season with a season-ending 18-match winning streak and the hard-fought five-game victory over Barry in the Elite Eight championship at Bakersfield, Calif.

WTAMU put a stamp on being the top volleyball program of the decade with its third national title, but this one did not come easily. The Lady Buffs breezed past New Haven in 46 minutes in the quarterfinals, then knocked out host Cal State-Bakersfield in a four-game 18-16, 15-11, 7-15, 16-14 thriller.

The semifinal match was just a prelude to what was to come in the final, as WTAMU and Barry entertained the 1,376 fans attending the title match. Barry opened the match in convincing fashion with a 15-4 victory, however, the Lady Buffs rallied to take a 15-13 win in the second game. Then came "the game", a 21-19 stanza which saw the Lady Buffs hold a 6-3 advantage in game-points alone. The Buccaneers tied the match with a 15-7 win in the fourth game bringing about a deciding rally-scoring game five.

The Lady Buffs served for the match at 14-13 and 15-14, but Barry held off the match points each time before positioning itself for its own match point at 16-15. After a WTAMU timeout, Sarah Butler pounded down her 26th kill to tie the score. Junior Holly Morgan ended the season with back-to-back kills for an 18-16 win. Butler, the NCAA Division II National Player of the Year as a sophomore, set an NCAA Division II Tournament record with 40 digs in the title match. She along with Amanda Sweatt, Deena Victor and Lisa Thomason were all-South Central Region picks. WTAMU Head Coach Debbie Hendricks was tabbed National Coach of the Year following the season.

NCAA POSTSEASON RECAPS

1998

WTAMU's 1998 roller coaster season ended abruptly with a loss to Metro State College in the Southwest Region semifinals at Denver. The Lady Buffs opened with a 5-0 record, including three versus nationally ranked foes. WTAMU's 23-match winning streak dating back to 1997 hit a snag with five losses to nationally ranked teams in the next six matches.

WTAMU began its climb back into the regional and national rankings by going on a 19-match winning streak, as the Lady Buffs lost just 10 out of 60 games. A five-game loss to Cameron in the LSC championship match took the momentum away heading into the regional tournament. Sarah Butler, who broke the NCAA Division II record for kills in a four-game match (40), was tabbed first-team All-American. Jenny Robinson was named to the All-Southwest Region team.

The roller coaster continued rolling after the season's end with the resignation of head coach Debbie Hendricks in December. WTAMU hired assistant Tony Graystone to take her place in January, and the roller coaster started its upward climb.

1999

WTAMU started 1999 in record fashion with a 28-0 record, as Tony Graystone, in his first year as a collegiate head coach, did not pick up a loss until the 29th match of the season, and the Lady Buffs nearly capped the campaign with a fourth national title in the 1990s. However, WTAMU finished just short of the championship with a 36-2 record and third-place trophy at the Elite Eight Tournament in Battle Creek, Mich. The Lady Buffs were just two points away from the title match with a 13-10 lead in rally scoring versus Tampa, which rallied from a 2-1 deficit in games to win.

Sarah Butler, who earned her second NCAA Division II National Player of the Year award, tacked on a career-high 41 kills in the semifinal loss. She finished her three-year career with 2,000 kills and two academic All-American awards. Shannon Stroud, the Southwest Region Freshman of the Year and all-region pick, picked up 461 kills in her first season. WTAMU extended its home-court winning streak to a school-best 57 matches before losing to Western State. The Lady Buffs are the only school in any division to have two home winning streaks of 44 or more.

The Lady Buffs averaged 697 fans for third best in Division II, which included a Box record 1,350 fans versus Cameron on Nov. 13 in the LSC championship match. WTAMU drew 1,000-plus fans five times at home.

2000

The Lady Buffs claimed the Southwest Regional title and reached the NCAA Division II Elite Eight for the third time in the past four seasons. National tournament host Augustana College (S.D.), ended WTAMU's title hopes in four games in the opening round in Sioux Falls, South Dakota. Ironically, Augustana had been the only team to have beaten the Lady Buffs during the regular season, with a sweep in September at the Colorado Premier Tournament.

West Texas A&M defeated Nebraska-Kearney in Canyon for the Southwest Regional title on November 18, after eliminating Regis University in the opening round. The Lady Buffs swept 10 Lone Star Conference matches during the regular season, and held a 30-2 record in games while doing so. The conference tournament was held on the home court of North Division champion Cameron University in Lawton, Oklahoma. WTAMU dispatched the hosts in a four-game championship match, after eliminating Eastern New Mexico in the opening round.

Shannon Stroud capped a long list of honors by being named as a second team All-American. She was also a member of the Elite Eight All-Tournament team, the Southwest Region team and the Southwest Region All-Tournament team, and was named the Lone Star Conference South MVP. Kendra Morgan earned Southwest Region and Lone Star Conference Freshman of the Year acclaim, was named to the Southwest Region and Southwest Region All-Tournament teams. Jennifer Catano was the third Lady Buff to gain Southwest Region and Southwest Region All-Tournament team honors.

2001

West Texas A&M finished with the worst record in three years despite being preseason No.1 and leading the nation in kills per game. The 30-3 record, the fourth-most wins of any Division II team, was good enough to win the team's fifth-straight Lone Star Conference title as well as the LSC tournament title.

Following a similar story line from previous years, one team proved to be the Achilles heel of the Lady Buffs. Western State beat WTAMU in the second match of the year and then ended the Lady Buffs' run in the NCAA Southwest Regional at Denver, Colo. The University of Tampa beat WTAMU in the three games during the Tampa Classic. The loss was the first match the Lady Buffs lost in three straight games since the eighth match of the 2000 season versus Augustana.

First-Team All-American Shannon Stroud and LSC Player of the Year Jennifer Cabanilla headlined a squad that rolled off 23 straight wins to get through the LSC and into the NCAA Southwest Regional semifinals. Kendra Morgan earned First-Team All-Southwest Region and Second-Team All-American as setter, while Jess Anne Fernandes quietly earned Second-Team All-Southwest Region and LSC Tournament's Most Valuable Player award.

2002

The West Texas A&M Lady Buffs, led by four-year seniors Jess Anne Fernandes, Kimberly James, and Shannon Stroud, junior setter Kendra Morgan, junior libero Kacie Hyatt, and sophomore transfers Megan Moore and Jenny Donahoo got off to a quick 5-0 start, but stumbled with two losses to Metro State and Augustana (S.D.) in the Colorado Premier. They regrouped to win 29-straight matches before losing to Truman State in the NCAA Elite Eight quarterfinals at the WTAMU Event Center before 2,950 partisan fans.

The team swept to their sixth consecutive LSC South Division championship and won their fourth consecutive LSC Championship over host Central Oklahoma. The Lady Buffs lost the first game to UCO, but then raced over the Bronchos in the next three games. They hosted the Southwest Regional Tournament at the Box sweeping Nebraska-Kearney in the semifinals and losing the first game of the final to Rockhurst 29-31, and then winning the next three, 30-27, 33-31, and 30-23.

Hopes were high as WT hosted the Elite Eight for the first time since 1991 at the Amarillo Civic Center. They met a very young Truman State squad in the quarter finals, and lost the first two games 26-30 and 28-30. The Lady Buffs rebounded in the third game, 30-17, but lost the final and decisive fourth game 23-30. Their 20.6% attack percentage was well below the season average of 26.8%.

The Lady Buffs finished sixth in the final AVCA Coaches Top 25 poll with their 35-3 record. Fernandes was named All-LSC South Division First Team and Offensive Player of the Year, Daktronics All-Southwest Region First Team, Daktronics All-American Second Team, and AVCA All-American First Team. Stroud was All-LSC South Division First Team, Daktronics All-Southwest Region First Team, and AVCA All-American Third Team. Morgan was named All-LSC South Division First Team, Daktronics All-Southwest Region Second Team, and AVCA All-American Third Team. Donahoo was named All-LSC South Division First Team and Moore was selected on the Second Team. Hyatt was the LSC South Division Defensive Player of the Year. Graystone was named the AVCA/Tachikara Southwest Region Coach of the Year and the LSC South Division Coach of the Year.

2003

WTAMU snared its seventh-straight LSC South title with a 9-1 division mark, marking the first time since the North-South divisional alignment was implemented in 1997 that the Lady Buffs did not roll through division play undefeated. 1996 was the last time that WTAMU ended the year with a conference loss.

As the South's No. 1 seed, the Lady Buffs won the right to host the LSC Tournament and a first round bye. WTAMU swept Texas Woman's in the semifinals and then swept Central Oklahoma in the championship, defeating the Bronchos for the title for the second year in a row, as the Lady Buffs captured their fifth-straight LSC crown. In the title tilt, Morgan became just the 12th player in NCAA-II history with 6,000 career assists, and earned LSC Tournament MVP honors.

WTAMU's season came to an end with a four-game loss to Rockhurst in the first-round of the Southwest Regional Tournament, hosted by Metro State College at Denver, Colo.

It was a bountiful year, as members of the team raked in several awards. Morgan was named LSC South Offensive Player of the Year, while Hyatt was named LSC South Defensive Player of the Year and Ambra Clark received LSC South Freshman of the Year. Morgan and Clark were chosen to the LSC South first-team, while Hyatt and freshman middle blocker Megan Spivey earned second-team honors, and freshmen outside hitters Jessica Scherr and Rachel Altman received honorable mention accolades.

Morgan and Hyatt were named to the AVCA All-Southwest Region Team, while Clark received Region Freshman of the Year honors and was named to the honorable mention list. For the third-consecutive year, Morgan received AVCA All-American recognition, as her and Hyatt received honorable mention accolades. The Lady Buffs went 129-16 (.890) in the four years that the Morgan-Hyatt duo wore the maroon and white, winning four LSC titles and advancing to the Elite Eight twice.

NCAA POSTSEASON RECAPS

2005

The seventh-seeded Lady Buff's stay at the NCAA-II Southwest Regional was limited to one match, as WTAMU's season came to an abrupt ending with a 3-0 (30-27, 30-28, 30-26) loss to second-seed Metro State College. WTAMU ended its season with a 27-10 mark, as the Lady Buffs returned to the NCAA-II Southwest Regionals, after missing the tourney in 2004 for the first time since 1993.

The Lady Buffs fell in five games to the University of Central Oklahoma in the semifinals of the LSC tournament. This was the 10th time in the last 11 seasons that the Lady Buffs reached the 20-win plateau. Bell and middle blocker Cynthia Carter were the two seniors on the Lady Buffs' roster, as they finish their four-year career with a 110-37 (.748) record while wearing the maroon and white, winning two Lone Star Conference Championships, advancing to the Southwest Regionals twice and the Elite Eight in 2002.

Bell was an American Volleyball Coaches Association honorable mention, as well as a first-team AVCA All-Southwest Region. Bell leaves as the WTAMU and LSC career digs record holder, finishing her Lady Buff career with 2,150 digs, which ranks No. 6 on the NCAA-II Career Digs list. She also has established a new LSC single-season record with 739 digs, which is also a WTAMU record. Her 692 digs in 2004 is the No. 2 spot on WTAMU's single-season digs list. The 739 digs this season is in the Top 10 on the NCAA-II Single-Season Digs With 30-point Scoring Format/Unlimited Libero Substitutions List. Bell's 5.91 dpg average sets a new LSC record and ranks in the top five on the NCAA-II list.

2006

Led by four determined seniors, the 2006 Lady Buffs returned the program to its place among the nation's elite with a dominant regular season and an impressive playoff run that saw them reach the Elite Eight for the ninth time in school history. The squad ended the season with a 34-4 overall mark, the most wins in a season since 2002, and also tied a school record for consecutive victories at 29.

The playoff run began at the "The Box" as by virtue of their impressive regular season, the Lady Buffs were selected to host the Southwest Regional Tournament. In the early rounds, WTAMU easily got back scrappy foes in Abilene Christian and Montana State-Billings to set up what would become an epic regional final against Mesa State. The Lady Buffs took two of the first three games but the Mavericks battled back to claim game four and send the match to a deciding contest. In the final frame, WTAMU got an impressive performance from sophomore middle blocker Kelly Culley to secure the Regional Championship.

During the Elite Eight in Pensacola, Fla., the Lady Buffs claimed an opening day victory over Lock Haven, before falling to North Alabama in the National Semifinals. Senior setter Libby Garza earned AVCA honorable mention All-American accolades, while Natalie Johnson was named Southwest Regional Freshman of the Year and Tony Graystone was selected as Southwest Regional Coach of the Year.

2007

After graduating four leading seniors, the young 2007 Lady Buffs had a lot to prove, and they did it in a dominant fashion, reaching the Elite Eight for the second consecutive year and the tenth time in school history. The squad ended the season with an overall record of 36-8, going undefeated in Lone Star conference play at 12-0.

The No. 10 Lady Buffs ended No. 22 Nebraska-Kearney's 19-game winning streak with a 3-0 (30-28, 31-29, 30-24) sweep in the NCAA Division II Southwest Regional Final in Kearney, Nebr. The lack of senior leadership was never apparent as sophomore Natalie Johnson led the team with 17 kills and two block assists and freshman Lauren Theford had 12 kills and three block assists in addition to her team-leading digs.

During the Elite Eight in Topeka, Kans., the Lady Buffs beat Grand Valley State 3-2, before falling to Concordia-St. Paul in the National Semifinals. Junior Sara Contreras set a new school record for digs in a season with 869, surpassing the former record of 739 set by Britanni Bell in 2005. Sophomore Katie Rickwartz earned AVCA honorable mention All-American accolades, and sophomore Laura Prinsen was the LSC Offensive Player of the Year. Coach Tony Graystone was honored with the LSC Coach of the Year and the AVCA Coach of the Year awards for the second consecutive year.

2008

With a strong group of returners to the 2008 team, the Lady Buffs had high hopes for a strong postseason appearance, reaching the NCAA South Central Regional tournament for the 19th time in school history. The Lady Buffs finished the season with an overall record of 34-5, and another undefeated record in Lone Star Conference play at 13-0.

After a dominant finish at the LSC Tournament, the #4-ranked Lady Buffs faced #11-ranked Pittsburg State in the first round of the NCAA South Central Regional tournament. Having been beaten by Pitt State earlier in the season, WT came ready to play as four Lady Buffs posted double-digit kills. Juniors Natalie Johnson and Laura Prinsen recorded 26 and 19 kills, respectively, to lead all kills. WT won the first two sets before falling in the third set and taking the fourth set for the win.

WT then faced #5-ranked Emporia State in the second round of the NCAA South Central Regional tournament, falling in three sets to the Hornets. Senior Sara Contreras and juniors Laura Prinsen, Melissa Harper, and Katie Rickwartz all earned all-America honors. Prinsen received LSC Offensive Player of the Year accolades and Rickwartz was honored with LSC Setter of the Year honors for the second-consecutive season. Contreras set a new career digs record with 2,248, surpassing the previous record of 2,150 set by Shannon Stroud and was also named as the LSC Libero of the Year.

2009

Led by four experienced senior, the 2009 Lady Buffs returned the program to its place among the nation's elite with a 39-4 overall record and their fourth straight perfect run through the Lone Star Conference with a 13-0 mark under first year head coach Jason Skoch.

The playoff run began in Warrensburg, Missouri as the Lady Buffs swept Truman State and Washburn before taking on host Central Missouri in the South Central Regional Finals, WT defeated the Jennies in four sets to advance to the Elite Eight in St. Paul, Minnesota.

The Lady Buffs defeated California (Pa.) on the opening day of the Elite Eight in four sets then advanced to the National Championship match for the first time since 1997 with a four set victory over Flager. The #5 Lady Buffs would fall to #1 Concordia-St. Paul in three sets to finish the season with a 39-4 overall record.

Seniors Laura Prinsen, Katie Rickwartz, and Melissa Harper were all honored as AVCA All-Americans. Harper was named the Lone Star Conference Offensive Player of the Year and Rickwartz was named the Setter of the Year for the third straight season. Laurent Theford was honored for her hard work in the classroom, being named the conference's Academic Player of the Year.

2010

The Lady Buffs were knocked out of the first round of the South Central Regional tournament for the first time since 2005, falling in four sets (25-22, 20-25, 21-25, 24-26) to Emporia State at the Central Missouri Multipurpose Complex in Warrensburg, Mo. It was a bitter ending for the Lady Buffs who overcame a mid-season struggle to close out the regular-season with a 27-9 overall record, which included WT going undefeated for a fifth-consecutive season in the Lone Star Conference.

The Lady Buffs not only went undefeated in conference play, but also managed to break a NCAA Division II record for the second time in program history - capturing it's 78th-consecutive match victory over an LSC opponent. WT took down Tarleton State in an epic, five-set match on Oct. 28, to break the original record of 77-straight matches that was set by the Lady Buffs back in 2003. WT then closed out the season winning five-straight matches over LSC opponents and will begin the 2011 campaign having won 83-consecutive matches over conference foes.

Senior Lauren Theford, who ended her career as just the fourth Lady Buff player in history to collect over 1,000 kills and 1,500 digs, was named to the all-LSC first team and became the LSC's first ever volleyball player to win back-to-back Academic Player of the Year honors. Juniors Erika Dupree and Keidra Williams each earned second team honors, while sophomore Stormi Lancaster and freshman Ashley Davis were both named honorable mention. Williams was tabbed the conference's Newcomer of the Year and head coach Jason Skoch took LSC Coach of the Year honors.

2011

The Lady Buffs clinched their sixth straight Lone Star Conference Tournament Title to claim their seventh straight and 22nd overall appearance in the 2011 NCAA South Central Regional Tournament. WT topped Arkansas Fort Smith in four sets before falling to second seed and #5 nationally ranked Washburn in straight sets in the Regional Semifinals.

It was a tough ending for the Lady Buffs who finished the season with a 34-3 overall record, claiming the LSC regular season and tournament championship.

Lady Buffs' Ashley Davis, Erin Dougherty and Lacey Hayes were named AVCA All-Americans for their efforts on the court. Davis was named the LSC Co-Offensive Player of the Year with Dougherty the Defensive POY and Hayes the Setter of the Year in the league. Head coach Jason Skoch took LSC Coach of the Year honors for the second straight season.

NCAA POSTSEASON RECAPS

2012

The Lady Buffs clinched their seventh straight Lone Star Conference Tournament Title to claim their eighth straight and 23rd overall appearance in the 2012 NCAA South Central Regional Tournament held on the campus of Regis University in Denver, Colorado as the #2 overall seed. WT topped Arkansas Fort Smith in straight sets in the quarterfinals before outlasting Colorado School of Mines in four sets in the semifinals to set up an All-LSC Regional Final against rival Angelo State where the Lady Buffs topped the Belles in four sets for their 12th Regional Championship.

The Lady Buffs fell to BYU-Hawaii in the opening round of the 2012 NCAA Elite Eight held on the campus of West Florida in Pensacola, Florida. The Seasideers used a powerful front line and outside hitters as they topped the Lady Buffs in straight sets (25-25, 25-16, 25-14).

Lacy Hayes, Erin Dougherty and Lauren Beville were named All-Americans for their efforts on the court while Beville became WT's all-time career leader in digs on November 6th in Portales, New Mexico. The senior from Hereford, Texas finished her stellar career as a Lady Buff with 2,423 career digs.

2013

The Lady Buffs they claimed the program's 18th overall Lone Star Conference Championship with a perfect 16-0 league record before claiming their 15th overall and eighth straight LSC Tournament Championship on November 23rd in Canyon with a five set win over then #20 Angelo State.

West Texas A&M was selected to host their ninth South Central Regional Championship on December 5-7 as they registered wins over Dallas Baptist, Regis and #20 Angelo State to claim the program's 13th Regional Championship. The tournament marked the first time that WT had hosted a regional since 2009, the three wins this season moved WT to a perfect 17-0 when hosting the regional tournament.

WT made their way to the NCAA Elite Eight in Cedar Rapids, Iowa as they swept past East Region Champion LIU-Post in the quarterfinals before falling to BYU-Hawaii in a five set thriller in the semifinals. The Lady Buffs dropped the opening two sets to the Seasideers but battled back to hold an 11-8 lead in the fifth and deciding set before BYUH ended WT's season with seven straight points for the 15-11 win.

Three members of the 2013 team joined an elite group of Lady Buffs as they were named All-Americans, WT has produced a staggering 25 All-Americans in program history including three National Player of the Year recipients. Laura Iwuchukwu was named an All-American by Daktronics (1st Team) and the AVCA (2nd Team) while also being honored as a 1st Team Capital One Academic All-American for her efforts in the classroom. Lauren Bevan and Halie Harton picked-up AVCA Honorable Mention All-American accolades while Jason Skoch was named the AVCA South Central Region Coach of the Year after leading the Lady Buffs to a 35-4 overall record.

2014

The Lady Buffs finished the 2014 season with an overall record of 32-5 as they claimed the program's 19th Lone Star Conference Championship with a 16-0 record to mark the 16th time since 1986 that WT has finished the league schedule undefeated. The Lady Buffs made their 10th straight and 25th overall NCAA Postseason appearance, which is fifth all-time, before falling to host Colorado Mesa in the South Central Regional Semifinals in Grand Junction, Colorado.

Lauren Bevan was named an AVCA 1st Team All-American along with a Daktronics 3rd Team selection while fellow senior Kameryn Hayes was named a Daktronics Honorable Mention All-American for her efforts on the court. Bevan, the Lone Star Conference Offensive Player of the Year and Daktronics South Central Region player of the Year, registered one of the best seasons in recent memory for the Lady Buffs as the Ventura, California native led the LSC in kills during the regular season. Hayes guided the powerful WT offense as the senior was named the Lone Star Conference Co-Setter of the Year for the Lady Buffs who finished the season 32-5 with an appearance in the South Central Regional Semifinals.

The 2014 campaign saw the Lady Buffs start the season 2-2 following the annual BritKare Lady Buff Classic but Lone Star Conference Coach of the Year Jason Skoch turned the team around as they registered a perfect 16-0 mark in league play during the regular season while also tallying a 23-match win streak throughout the heart of the season which ranks tied for the fourth longest streak in West Texas A&M Volleyball history. Skoch was named the league's Coach of the Year for the second straight season and the fourth time in his six years at the helm of the Lady Buffs.

2017

The Lady Buffs finished the 2017 season with an overall record of 23-14 as they made an appearance in the program's 26th appearance in the NCAA Division II Postseason, advancing to the South Central Regional Finals before falling to the Regis Rangers at the Regis Fieldhouse in Denver, Colorado.

WT topped rival Tarleton State in four sets during the Regional Quarterfinals before sweeping past Metro State in the Semifinal round, but the high-powered Ranger offense was too much for the Lady Buffs as they fell in four sets during the Regional Finals.

West Texas A&M's Erin Clark was named the Lone Star Conference Freshman of the Year while Crystal Thomas, Selene Batiste and Kamilie Jones were all honored for their efforts on the court with All-Lone Star Conference accolades.

2019

Kendra Potts led her alma mater to the South Central Regional Quarterfinals during her first season at the helm in 2019 to become just the fourth head coach in program history to guide WT to the NCAA Tournament during their first season as the Lady Buffs finished the campaign with an overall record of 22-7.

Torrey Miller, the AVCA South Central Region Freshman of the Year became one of the top outside hitters in all of Division II Volleyball during her first season in Maroon & White as the Brownwood native registered 433 kills on 1,046 swings with 165 attack errors to hit .256 on the season to average an impressive 4.08 kills per frame. She was named an All-American by D2CCA (Honorable Mention) and the AVCA (Second Team).

Chandler Vogel, the two-time reigning Lone Star Conference Libero of the Year, has been a staple in the back row for the Lady Buffs as the Hereford product led the team in service aces (31) and digs (582) to average an incredible 5.70 digs per frame. The Hereford product was tabbed an Honorable Mention All-American by the American Volleyball Coaches Association (AVCA) as she entered her senior campaign ranked fifth on WT's all-time digs list with 1,827.

2021

Potts and the Lady Buffs registered another historic season for the program as they won the program's 16th Lone Star Conference Tournament Title with a sweep over St. Edward's. The victory earned WT the conference's automatic bid to the NCAA Tournament for the 28th time in school history.

The Lady Buffs earned No. 7 seed in the regional tournament where they battled to the South Central Regional Championship game. With the match tied, 2-2, the Lady Buffs came back to defeat No. 1 MSU Denver in the final set, 15-8, to capture the program's 14th region title. All-American Torrey Miller led the way for WT with her dominating performance with a career-high 33 kills, becoming just the eighth Lady Buff in school history to reach the milestone in a single match.

The Lady Buffs advanced to their 14th NCAA Elite Eight in Tampa, Fla., as the No. 6 seed. They faced nationally-ranked sixth and No. 3 seed Washburn in the quarterfinals, falling 3-0.

Torrey Miller and Chandler Vogel earned AVCA All-American Honorable Mention honors while six players were named All-Conference selections with Miller, Vogel, Kayla Elliott, Camy Jones, Sadie Snay, and Blair Moreland. Hereford native, Chandler Vogel was named the LSC Libero of the Year for the fourth consecutive year, becoming the first in league history to ever win any individual award four straight years. She finished as the all-time digs leader with 2,691.

2022

In head coach Kendra Potts fourth year at the helm, the Lady Buffs claimed their fourth NCAA Division II National Championship in history with a season record 33-4. Along with the National Championship crown, the Lady Buffs won the Lone Star Conference Regular season with a perfect 16-0 record. They swept every LSC opponent in the LSC Conference Championships and for the second year-in-a-row beat MSU Denver in the championship match of the NCAA South Central Regionals.

The Lady Buffs started the year ranked 16th in the nation in the first AVCA poll and climbed their way to No. 9 in the nation before the Elite Eight. The Lady Buffs advanced to their 15th NCAA Elite Eight held in Seattle, Wa., as the No. 9 seed. With a 26 match win-streak, the Lady Buffs went into the final championship match against No. 1 ranked in the tournament and No. 3 overall ranked, Concordia-St.Paul. The final score of 23-25, 25-23, 25-20, 28-26 earned the Lady Buffs their fourth NCAA DII National Championship. The Lady Buffs had won 9 straight post-season matches to claim the title and won their 100th post-season match against No. 5 ranked Wingate in the quarterfinal match of the NCAA Elite Eight.

Torrey Miller earned her third AVCA All-American honor in her career and was awarded with her first First-Team All-American Honor. Miller was selected the Most Valuable Player of the NCAA DII National Tournament, South Central Regional All-Tournament and Most Valuable player, LSC First-Team All-Conference, LSC Championship All-Conference Team and Most Valuable Player and LSC Offensive Player of the Year. True freshman middle blocker, Tarytum Stow, was awarded AVCA All-American Honorable Mention and LSC First-Team All-Conference and LSC Defensive Player of the Year. Eight Lady Buffs earned post-season awards, along with Miller and Stow, Abigale Nash, Kayla Elliott, Bryli Contreras, Camy Jones, Blair Moreland and Emma Becker.

NCAA DIVISION II NATIONAL CHAMPIONS

1990

38-1 OVERALL

Grand Canyon Classic (Phoenix, AZ)

Aug. 31	vs. Colorado State-Pueblo	W, 3-0
Aug. 31	@ Grand Canyon	W, 3-0
Aug. 31	vs. Colorado State-Pueblo	W, 3-0
Sept. 1	vs. Seattle Pacific	W, 3-0
Sept. 1	@ Grand Canyon	W, 3-2
Sept. 7	Northern Colorado	W, 3-0
Sept. 13	@ Chapman	W, 3-0

Cal State-Los Angeles Invite (Los Angeles, CA)

Sept. 14	vs. Stanislaus State	W, 3-0
Sept. 14	vs. Lewis	W, 3-0
Sept. 14	@ Cal State-Los Angeles	W, 3-0
Sept. 15	vs. UC-Davis	W, 3-1
Sept. 15	vs. Cal Poly-Pomona	L, 2-3
Sept. 21	Texas A&M-Commerce	W, 3-0
Sept. 22	Texas Woman's	W, 3-0
Sept. 22	Air Force	W, 3-0
Sept. 24	Texas A&M-Kingsville	W, 3-0
Sept. 24	Texas A&M-Kingsville	W, 3-1
Sept. 28	Cameron	W, 3-0
Sept. 29	Central Oklahoma	W, 3-0
Oct. 5	@ Angelo State	W, 3-0
Oct. 6	@ Abilene Christian	W, 3-0
Oct. 17	@ Eastern New Mexico	W, 3-0
Oct. 19	@ Central Oklahoma	W, 3-0
Oct. 20	@ Cameron	W, 3-0
Oct. 26	Abilene Christian	W, 3-0
Oct. 27	Angelo State	W, 3-0
Oct. 30	Eastern New Mexico	W, 3-0

Air Force Premier (Colorado Springs, CO)

Nov. 1	vs. Grand Valley State	W, 3-0
Nov. 1	vs. Tampa	W, 3-0
Nov. 2	vs. Minnesota State-Mankato	W, 3-1
Nov. 2	vs. UC-Davis	W, 3-2
Nov. 3	vs. Central Missouri	W, 3-1
Nov. 3	vs. Cal State-Bakersfield	W, 3-0
Nov. 9	@ Texas Woman's	W, 3-1
Nov. 10	@ Texas A&M-Commerce	W, 3-0

NCAA Regional Finals (Amarillo, TX - Tascosa HS)

Nov. 23	Chapman	W, 3-1
NCAA Elite Eight (Bakersfield, CA)		
Nov. 29	vs. Florida Southern	W, 3-0
Nov. 30	vs. Portland State	W, 3-0
Dec. 1	vs. North Dakota State	W, 3-0

#	Name	Class	Hometown
1	Carrie Burke	So.	Plano, Texas
2	Melissa Boedecker	Jr.	Graham, Texas
3	Sandy Callahan	Jr.	Cupertino, California
4	Mindy Bennett	Sr.	Amarillo, Texas
5	Kristi Obermann	Fr.	Edwards, California
6	Libby Kosub	Fr.	Hereford, Texas
7	Judy Wagner	Fr.	Amarillo, Texas
8	Ana Carolina Pereira	So.	Sao Paulo, Brazil
9	Tina Seitz	So.	Amarillo, Texas
10	Leah Boerstler	Sr.	Perryton, Texas
12	Jennifer Pelzel	So.	El Toro, California
13	Michele Hall	Sr.	Amarillo, Texas
14	Ana Cristina Pereira	Jr.	Sao Paulo, Brazil

Head Coach: Kim Hudson
Assistant Coach: Scott Sandel
Assistant Coach: Rita Benford

REGIONAL FINALS

Tascosa High School - Amarillo, Texas
Friday, November 23rd

	1	2	3	4	5	Ovr.
Chapman	10	7	15	7	-	22-14
West Texas A&M	15	15	7	15	-	35-1

NATIONAL QUARTERFINALS

CSUB Activities Center - Bakersfield, California
Friday, November 30th

	1	2	3	4	5	Ovr.
Florida Southern	1	14	6	-	-	41-3
West Texas A&M	15	16	15	-	-	36-1

NATIONAL SEMIFINALS

CSUB Activities Center - Bakersfield, California
Saturday, December 1st

	1	2	3	4	5	Ovr.
Portland State	9	7	10	-	-	30-12
West Texas A&M	15	15	15	-	-	37-1

NATIONAL CHAMPIONSHIP

CSUB Activities Center - Bakersfield, California
Sunday, December 2nd

	1	2	3	4	5	Ovr.
North Dakota State	0	5	3	-	-	33-6
West Texas A&M	15	15	15	-	-	38-1

REGIONAL FINALS

Tascosa High School - Amarillo, Texas
Saturday, November 30th | Attendance: 1,153

	1	2	3	4	5	Ovr.
Angelo State	8	7	9	-	-	24-17
West Texas A&M	15	15	15	-	-	33-2

NATIONAL QUARTERFINALS

Amarillo Civic Center - Amarillo, Texas
Saturday, December 7th | Attendance: 1,374

	1	2	3	4	5	Ovr.
Gannon	14	8	4	-	-	23-8
West Texas A&M	16	15	15	-	-	34-2

NATIONAL SEMIFINALS

Amarillo Civic Center - Amarillo, Texas
Sunday, December 8th | Attendance: 1,527

	1	2	3	4	5	Ovr.
Florida Southern	12	10	2	-	-	36-10
West Texas A&M	15	15	15	-	-	35-2

NATIONAL CHAMPIONSHIP

Amarillo Civic Center - Amarillo, Texas
Monday, December 9th | Attendance: 3,188

	1	2	3	4	5	Ovr.
Portland State	10	5	12	-	-	38-3
West Texas A&M	15	15	15	-	-	36-2

1991

36-2 OVERALL

WTAMU Classic (Canyon, TX)

Sept. 13	Oral Roberts	W, 3-0
Sept. 13	Northern Colorado	W, 3-0
Sept. 14	Cameron	W, 3-0
Sept. 14	Portland State	W, 3-1
Sept. 20	Texas A&M-Commerce	W, 3-0
Sept. 21	Air Force	W, 3-1

Angelo State Invite (San Angelo, TX)

Sept. 27	vs. Abilene Christian	W, 3-1
Sept. 27	vs. Texas Lutheran	W, 3-0
Sept. 27	vs. Missouri-St. Louis	W, 3-0
Sept. 28	vs. Florida Southern	W, 3-1
Sept. 28	vs. Abilene Christian	W, 3-1
Sept. 28	vs. Eastern New Mexico	W, 3-1

Portland State Showcase (Portland, OR)

Oct. 4	vs. Regis	W, 3-2
Oct. 4	@ Portland State	L, 1-3
Oct. 5	vs. Tampa	W, 3-2
Oct. 5	vs. Cal State-Bakersfield	W, 3-1
Oct. 18	@ Texas Woman's	W, 3-1
Oct. 19	@ Texas A&M-Commerce	W, 3-0
Oct. 22	@ Eastern New Mexico	W, 3-2
Oct. 25	Angelo State	W, 3-0
Oct. 26	Texas A&M-Kingsville	W, 3-0
Oct. 26	Abilene Christian	W, 3-0

Air Force Premier (Colorado Springs, CO)

Nov. 2	vs. Grand Valley State	W, 3-0
Nov. 2	vs. North Dakota	W, 3-0
Nov. 2	vs. Ferris State	W, 3-0
Nov. 3	vs. Tampa	W, 3-1
Nov. 3	vs. North Dakota State	W, 3-0
Nov. 3	vs. Regis	W, 3-0

Florida Atlantic Invite (Boca Raton, FL)

Nov. 15	vs. Saginaw Valley State	W, 3-1
Nov. 15	vs. Tampa	L, 1-3
Nov. 16	vs. Florida Southern	W, 3-1
Nov. 16	@ Florida Atlantic	W, 3-1
Nov. 22	Texas Woman's	W, 3-0
Nov. 22	Texas Woman's	W, 3-0

NCAA Regional Finals (Amarillo, TX - Tascosa HS)

Nov. 30	Angelo State	W, 3-0
NCAA Elite Eight (Amarillo, TX - Amarillo Civic Center)		
Dec. 7	Gannon	W, 3-0
Dec. 8	Florida Southern	W, 3-0
Dec. 9	Portland State	W, 3-0

#	Name	Class	Hometown
1	Carrie Burke	Jr.	Plano, Texas
2	Melissa Boedecker	Sr.	Graham, Texas
3	Sandy Callahan	Sr.	Cupertino, California
4	Kesha Peoples	Fr.	San Antonio, Texas
5	Kristi Obermann	So.	Edwards, California
6	Libby Kosub	So.	Hereford, Texas
7	Judy Wagner	So.	Amarillo, Texas
8	Ana Carolina Pereira	Jr.	Sao Paulo, Brazil
9	Tina Seitz	Jr.	Amarillo, Texas
14	Ana Cristina Pereira	Sr.	Sao Paulo, Brazil

Head Coach: Jim Giacomazzi

NCAA DIVISION II NATIONAL CHAMPIONS

1997

37-3 OVERALL

WTAMU Classic (Canyon, TX)			
Aug. 29	Seattle Pacific	W, 3-0	
Aug. 29	Grand Canyon	W, 3-2	
Aug. 30	Henderson State	W, 3-0	
Aug. 30	Grand Canyon	W, 3-0	
Colorado Premier (Denver, CO)			
Sept. 5	vs. Northern Colorado	W, 3-1	
Sept. 5	vs. Colorado Christian	W, 3-0	
Sept. 6	vs. Central Missouri	W, 3-0	
Sept. 6	@ Regis	L, 1-3	
Sept. 12	@ Abilene Christian	W, 3-0	
Sept. 13	@ Angelo State	W, 3-0	
Sept. 16	@ Eastern New Mexico	W, 3-1	
Sept. 18	Texas A&M-Kingsville	W, 3-0	
Sept. 24	@ Tarleton State	W, 3-0	
Cal Poly-Pomona Invite (Pomona, CA)			
Sept. 26	vs. Cal State-LA	L, 2-3	
Sept. 26	vs. San Francisco State	W, 3-1	
Sept. 27	vs. Sonoma State	W, 3-0	
Sept. 27	@ Cal Poly-Pomona	W, 3-2	
Oct. 3	@ Cameron	W, 3-0	
Oct. 4	@ Central Oklahoma	W, 3-1	
TWU Pioneer Invite (Denton, TX)			
Oct. 10	vs. Texas Lutheran	W, 3-0	
Oct. 10	vs. Mississippi University for Women	W, 3-0	
Oct. 11	vs. North Alabama	L, 0-3	
Oct. 11	vs. Central Missouri	W, 3-1	
Oct. 14	Eastern New Mexico	W, 3-0	
Oct. 17	Texas A&M-Commerce	W, 3-0	
Oct. 18	Texas Woman's	W, 3-0	
Oct. 24	Abilene Christian	W, 3-0	
Oct. 25	Angelo State	W, 3-0	
Oct. 27	@ Midwestern State	W, 3-0	
Oct. 30	@ Texas A&M-Kingsville	W, 3-1	
Nov. 1	@ Henderson State	W, 3-1	
Nov. 7	Midwestern State	W, 3-0	
Nov. 8	Tarleton State	W, 3-0	
LSC Championship (Canyon, TX)			
Nov. 14	Central Oklahoma	W, 3-0	
Nov. 15	Texas Woman's	W, 3-1	
NCAA Regionals (Canyon, TX)			
Nov. 21	Texas Woman's	W, 3-1	
Nov. 22	North Alabama	W, 3-0	
NCAA Elite Eight (Bakersfield, CA)			
Dec. 4	vs. New Haven	W, 3-0	
Dec. 5	@ Cal State-Bakersfield	W, 3-1	
Dec. 7	vs. Barry	W, 3-2	

#	Name	Class	Hometown
1	Sherri Garver	So.	Porterville, California
2	Cara Little	Fr.	Amarillo, Texas
3	Nickki Carter	Fr.	Canyon, Texas
4	Stacey Winn	So.	DeSoto, Texas
5	Amy Jeffres	Jr.	Albuquerque, New Mexico
6	Wendy Chamblee	Jr.	Arlington, Texas
7	Sarah Butler	So.	Amarillo, Texas
9	Lisa Thomason	Sr.	Amarillo, Texas
10	Tatum Wales	Jr.	Queen Creek, Arizona
11	Deena Victor	Jr.	DeSoto, Texas
12	Holly Morgan	Jr.	Amarillo, Texas
13	Amanda Sweatt	Sr.	Lubbock, Texas
14	Nicky Cash	Fr.	Houston, Texas
15	Cory Tixier	Jr.	Bernalillo, New Mexico
16	Brittany Bridge	Fr.	Houston, Texas

Head Coach: Debbie Hendricks
 Assistant Coach: Tony Graystone
 Student Assistant: Russell McElroy
 Student Assistant: Monica Blucher

REGIONAL SEMIFINALS

WTAMU Fieldhouse "The Box" - Canyon, Texas
 Friday, November 21st | Attendance: 834

	1	2	3	4	5	Ovr.
Texas Woman's	17	11	15	5	-	24-13
West Texas A&M	19	15	12	15	-	33-3

REGIONAL FINALS

WTAMU Fieldhouse "The Box" - Canyon, Texas
 Saturday, November 22nd | Attendance: 1,186

	1	2	3	4	5	Ovr.
North Alabama	14	12	3	-	-	39-5
West Texas A&M	16	15	15	-	-	34-3

NATIONAL QUARTERFINALS

CSUB Activities Center - Bakersfield, California
 Friday, December 5th | Attendance: 375

	1	2	3	4	5	Ovr.
New Haven	0	8	5	-	-	41-7
West Texas A&M	15	15	15	-	-	35-3

NATIONAL SEMIFINALS

CSUB Activities Center - Bakersfield, California
 Saturday, December 6th | Attendance: 1,666

	1	2	3	4	5	Ovr.
Cal State-Bakersfield	16	11	15	14	-	28-4
West Texas A&M	18	15	7	16	-	36-3

NATIONAL CHAMPIONSHIP

CSUB Activities Center - Bakersfield, California
 Sunday, December 7th | Attendance: 1,376

	1	2	3	4	5	Ovr.
Barry	15	13	19	15	16	28-5
West Texas A&M	4	15	21	7	18	37-3

REGIONAL SEMIFINALS

WTAMU Fieldhouse "The Box" - Canyon, Texas
 Saturday, November 12th | Attendance: 1,363

	1	2	3	4	5	Ovr.
Dallas Baptist	17	23	18	-	-	25-7
West Texas A&M	25	25	25	-	-	27-4

REGIONAL FINALS

Auroria Event Center - Denver, Colorado
 Saturday, November 19th | Attendance: 327

	1	2	3	4	5	Ovr.
MSU Denver	16	21	27	-	-	30-2
West Texas A&M	25	25	29	-	-	30-4

NATIONAL QUARTERFINALS

SPU Royal Brougham Pavillion - Seattle, Washington
 Thursday, December 1st | Attendance: 722

	1	2	3	4	5	Ovr.
Wingate	23	25	19	25	12	32-3
West Texas A&M	25	23	25	22	15	31-4

NATIONAL SEMIFINALS

SPU Royal Brougham Pavillion - Seattle, Washington
 Friday, December 2nd | Attendance: 271

	1	2	3	4	5	Ovr.
Missouri - St. Louis	23	21	25	23	-	25-7
West Texas A&M	25	25	23	25	-	32-4

NATIONAL CHAMPIONSHIP

SPU Royal Brougham Pavillion - Seattle, Washington
 Saturday, December 3rd | Attendance: 321

	1	2	3	4	5	Ovr.
Concordia - St. Paul	25	23	20	26	-	31-6
West Texas A&M	23	25	25	28	-	33-4

2022

33-4 OVERALL

WTAMU Classic (Canyon, TX)			
Aug. 26	Adams State	W, 3-0	
Aug. 26	UC - Colorado Springs	W, 3-0	
Aug. 27	St. Mary's	W, 3-1	
Aug. 27	Northwest Missouri State	L, 1-3	
Colorado Premier (Denver, CO)			
Sept. 2	vs. Central Missouri	W, 3-1	
Sept. 2	vs. Regis University	W, 3-1	
Sept. 3	vs. Wayne State	L, 2-3	
Sept. 3	@ MSU Denver	L, 0-3	
Lone Star Conference Crossover			
Sept. 8	@ Angelo State	W, 3-0	
Sept. 9	vs. Lubbock Christian	W, 3-0	
Sept. 10	vs. UT Tyler	L, 0-3	
Lone Star Conference			
Sept. 16	vs. Dallas Baptist	W, 3-1	
Sept. 17	vs. UT Tyler	W, 3-2	
Sept. 23	@ St. Edward's	W, 3-0	
Sept. 24	@ St. Mary's	W, 3-0	
Sept. 30	vs. Angelo State	W, 3-0	
Oct. 1	vs. UT Permian Basin	W, 3-0	
Oct. 7	@ Midwestern State	W, 3-0	
Oct. 8	@ Texas Woman's	W, 3-0	
Oct. 11	vs. Southwestern Oklahoma State*	W, 3-0	
Oct. 14	@ UAFS	W, 3-1	
Oct. 15	@ Oklahoma State	W, 3-0	
Oct. 19	@ Lubbock Christian	W, 3-0	
Oct. 22	vs. Eastern New Mexico	W, 3-1	
Oct. 26	vs. Cameron	W, 3-0	
Oct. 28	@ Western New Mexico	W, 3-0	
Nov. 4	vs. Texas A&M-Kingsville	W, 3-1	
Oct. 25	vs. Texas A&M International	W, 3-0	
LSC Championship (Canyon, TX)			
Nov. 10	Angelo State	W, 3-0	
Nov. 11	UT Tyler	W, 3-0	
Nov. 12	Dallas Baptist	W, 3-0	
NCAA Regionals (Denver, CO)			
Nov. 17	UT Tyler	W, 3-0	
Nov. 18	Colorado School of Mines	W, 3-2	
Nov. 19	MSU Denver	W, 3-0	
NCAA Elite Eight (Seattle, WA)			
Dec. 1	vs. Wingate	W, 3-2	
Dec. 2	vs. Missouri - St. Louis	W, 3-1	
Dec. 3	vs. Concordia - St. Paul	W, 3-1	

#	Name	Class	Hometown
1	Emma Becker	Fr.	Liberty Hill, Texas
2	Zahria Parker	R-Fr.	Austin, Texas
3	Piper Warren	Jr.	Amarillo, Texas
4	Tatum Stow	Fr.	Hereford, Texas
5	Ashlyn Vinyard	So.	Amarillo, Texas
6	Jaycee Adams	Fr.	Bushland, Texas
9	Ainsley Malis	Jr.	Tucson, Arizona
10	Camy Jones	So.	Portland, Texas
12	Ainsley Meissner	Jr.	Austin, Texas
13	Abigale Nash	Sr.	Tucson, Arizona
14	Blair Moreland	So.	Katy, Texas
15	Bryli Contreras	So.	Canyon, Texas
16	Kayla Elliott	R-Sr.	Wildomar, California
17	Lindsey Bullard	Sr.	Callisburg, Texas
19	Angelina Oliver	So.	Albuquerque, New Mexico
21	Carly Evetts	Sr.	Canyon, Texas
23	Samantha Jordan	Sr.	El Paso, Texas
24	Katrina Johnson	Sr.	Gilbert, Arizona
25	Emma Patterson	Jr.	Amarillo, Texas
31	Torrey Miller	Jr.	Brownwood, Texas

Head Coach: Kendra Potts
 Associate Head Coach: Casey Shingler
 Assistant Coach: Brooke Alverson
 Volunteer Assistant Coach: Jeremie Middleton
 Athletic Trainer: Austin Feltner

NCAA DIVISION II NATIONAL CHAMPIONS (1990, 1991, 1997, 2022)

ALL-TIME IN THE AVCA POLL

2005

Date	Poll	Ranking	Note
8/8/05	Preseason	--	--
9/5/05	1	--	--
9/12/05	2	--	--
9/19/05	3	--	--
9/26/05	4	--	--
10/3/05	5	--	--
10/10/05	6	--	--
10/17/05	7	--	--
10/24/05	8	--	--
10/31/05	9	--	--
11/7/05	10	--	--
11/14/05	11	--	--
11/21/05	12	--	--
	Final	--	--

2006

Date	Poll	Ranking	Note
8/21/06	Preseason	--	--
9/5/06	1	--	--
9/12/06	2	--	--
9/18/06	3	--	--
9/25/06	4	--	--
10/2/06	5	25	First Poll Since 9/7/04
10/9/06	6	24	--
10/16/06	7	23	--
10/23/06	8	21	--
10/30/06	9	18	--
11/6/06	10	18	--
11/13/06	11	14	--
11/20/06	Final	11	--

2007

Date	Poll	Ranking	Note
8/14/07	Preseason	14	10th Straight Poll
9/3/07	1	15	--
9/10/07	2	21	--
9/17/07	3	19	--
9/24/07	4	18	--
10/1/07	5	17	--
10/8/07	6	16	--
10/15/07	7	16	--
10/22/07	8	15	--
10/29/07	9	14	--
11/5/07	10	13	20th Straight Poll
11/12/07	11	10	--
11/19/07	12	8	--
12/3/07	Final	6	--

2008

Date	Poll	Ranking	Note
8/19/08	Preseason	5	--
9/1/08	1	6	--
9/8/08	2	6	--
9/15/08	3	5	--
9/22/08	4	3	--
9/29/08	5	3	--
10/6/08	6	5	30th Straight Poll
10/13/08	7	4	--
10/20/08	8	3	--
10/27/08	9	6	--
11/3/08	10	4	--
11/10/08	11	3	--
11/17/08	12	4	--
12/3/08	Final	7	--

2009

Date	Poll	Ranking	Note
8/20/09	Preseason	5	--
8/31/09	1	3	--
9/7/09	2	7	40th Straight Poll
9/14/09	3	7	--
9/21/09	4	7	--
9/28/09	5	16	--
10/5/09	6	6	--
10/12/09	7	6	--
10/19/09	8	6	--
10/26/09	9	6	--
11/2/09	10	5	--
11/9/09	11	6	--
11/16/09	12	5	50th Straight Poll
12/7/09	Final	3	--

2010

Date	Poll	Ranking	Note
8/18/10	Preseason	7	--
9/6/10	1	16	--
9/13/10	2	22	--
9/20/10	3	22	--
9/27/10	4	20	56th Straight Poll
10/4/10	5	--	--
10/11/10	6	--	--
10/18/10	7	--	--
10/25/10	8	--	--
11/1/10	9	--	--
11/8/10	10	--	--
11/15/10	11	--	--
12/7/10	Final	--	--

2011

Date	Poll	Ranking	Note
8/16/11	Preseason	--	--
9/5/11	1	21	First Poll Since 9/27/10
9/12/11	2	13	--
9/19/11	3	17	--
9/26/11	4	14	--
10/3/11	5	14	--
10/10/11	6	14	--
10/17/11	7	14	--
10/24/11	8	12	--
10/31/11	9	13	--
11/7/11	10	13	10th Straight Poll
11/14/11	11	13	--
12/6/11	Final	13	--

2012

Date	Poll	Ranking	Note
8/14/12	Preseason	9	--
9/3/12	1	14	--
9/10/12	2	7	--
9/17/12	3	6	--
9/24/12	4	5	--
10/1/12	5	8	--
10/8/12	6	8	--
10/15/12	7	11	20th Straight Poll
10/22/12	8	11	--
10/29/12	9	11	--
11/5/12	10	10	--
11/12/12	11	9	--
12/10/12	Final	9	--

2013

Date	Poll	Ranking	Note
8/13/13	Preseason	10	--
9/9/13	1	9	--
9/16/13	2	15	--
9/23/13	3	12	--
9/30/13	4	11	30th Straight Poll
10/7/13	5	9	--
10/14/13	6	9	--
10/21/13	7	7	--
10/28/13	8	6	--
11/4/13	9	6	--
11/11/13	10	6	--
11/18/13	11	6	--
12/6/13	Final	5	--

2014

Date	Poll	Ranking	Note
8/18/14	Preseason	6	--
9/8/14	1	16	--
9/15/14	2	20	41st Straight Poll
9/22/14	3	--	--
9/29/14	4	--	--
10/6/14	5	--	--
10/13/14	6	--	--
10/20/14	7	25	First Poll Since 9/15/16
10/27/14	8	24	--
11/3/14	9	23	--
11/10/14	10	21	--
11/17/14	11	24	--
12/8/14	Final	T24	--

2015

Date	Poll	Ranking	Note
8/18/15	Preseason	22	--
9/7/15	1	24	8th Straight Poll
9/14/15	2	--	--
9/21/15	3	--	--
9/28/15	4	--	--
10/5/15	5	--	--
10/12/15	6	--	--
10/19/15	7	--	--
10/26/15	8	--	--
11/2/15	9	--	--
11/9/15	10	--	--
11/16/15	11	--	--
11/23/15	12	--	--
12/14/15	Final	--	--

2016

Date	Poll	Ranking	Note
9/16/16	Preseason	--	--
9/5/16	1	--	--
9/12/16	2	--	--
9/19/16	3	--	--
9/26/16	4	--	--
10/3/16	5	--	--
10/10/16	6	--	--
10/17/16	7	--	--
10/24/16	8	--	--
10/31/16	9	--	--
11/7/16	10	--	--
11/14/16	11	--	--
11/21/16	12	--	--
12/12/16	Final	--	--

2017

Date	Poll	Ranking	Note
8/14/17	Preseason	--	--
9/4/17	1	--	--
9/11/17	2	--	--
9/18/17	3	--	--
9/25/17	4	--	--
10/2/17	5	--	--
10/9/17	6	--	--
10/16/17	7	--	--
10/23/17	8	--	--
10/30/17	9	--	--
11/6/17	10	--	--
11/13/17	11	--	--
11/20/17	12	--	--
12/11/17	Final	--	--

2018

Date	Poll	Ranking	Note
8/9/18	Preseason	--	--
8/27/18	1	--	--
9/2/18	2	--	--
9/10/18	3	--	--
9/17/18	4	--	--
9/24/18	5	--	--
10/1/18	6	--	--
10/8/18	7	--	--
10/15/18	8	--	--
10/22/18	9	--	--
10/29/18	10	--	--
11/5/18	11	--	--
11/12/18	12	--	--
12/3/18	Final	--	--

2019

Date	Poll	Ranking	Note
8/20/19	Preseason	--	--
9/9/19	1	--	--
9/16/19	2	--	--
9/23/19	3	--	--
9/30/19	4	--	--
10/7/19	5	--	--
10/14/19	6	--	--
10/21/19	7	--	--
10/28/19	8	--	--
11/4/19	9	--	--
11/11/19	10	--	--
11/18/19	11	--	--
11/25/19	12	--	--
12/16/19	Final	--	--

ALL-TIME IN THE AVCA POLL**2020**

Date	Poll	Ranking	Note
1/5/21	Preseason	--	--
2/3/21	1	--	--
2/10/21	2	--	--
2/17/21	3	--	--
2/24/21	4	--	--
3/3/21	5	--	--
3/10/21	6	--	--
3/17/21	7	22	First Poll Since 9/7/15
3/24/21	8	23	--
3/31/21	9	23	--
4/7/21	10	23	--
4/14/21	11	23	--
4/21/21	12	24	--
4/28/21	Final	23	--

2021

Date	Poll	Ranking	Note
8/23/21	Preseason	--	--
9/6/21	1	--	--
9/13/21	2	--	--
9/20/21	3	--	--
9/27/21	4	--	--
10/4/21	5	--	--
10/11/21	6	--	--
10/18/21	7	25	First Poll Since 4/28/21
10/25/21	8	25	--
11/1/21	9	25	--
11/8/21	10	--	--
11/15/21	11	--	--
11/22/21	12	--	--
12/13/21	Final	16	--

2022

Date	Poll	Ranking	Note
8/17/22	Preseason	14	--
8/29/22	1	12	--
9/5/22	2	13	--
9/12/22	3	17	--
9/19/22	4	18	--
9/26/22	5	15	--
10/3/22	6	14	--
10/10/22	7	12	--
10/17/22	8	11	--
10/24/22	9	11	--
10/31/22	10	11	--
11/7/22	11	11	--
11/14/22	12	9	First time ranked in top 10 since 2014
12/5/22	Final	1	First time ranked 1 since 2002



CAREER STATISTICS 1980-PRESENT

JESS ANNE FERNANDES 1999-2002

Table with columns: YEAR, SP, MP, K, K/SET, E, TA, %, AST, ACE, DIG, BS, BA, PTS. Rows for years 1999, 2000, 2001, 2002, and TOTAL.

CHLOE FITZGERALD 2018

Table with columns: YEAR, SP, MP, K, K/SET, E, TA, %, AST, ACE, DIG, BS, BA, PTS. Rows for years 2018 and TOTAL.

LEAH FLATNESS 2008

Table with columns: YEAR, SP, MP, K, K/SET, E, TA, %, AST, ACE, DIG, BS, BA, PTS. Rows for years 2008 and TOTAL.

JENNIFER FONG 1984-1985

Table with columns: YEAR, SP, MP, K, K/SET, E, TA, %, AST, ACE, DIG, BS, BA, PTS. Rows for years 1984, 1985, and TOTAL.

CARLA FORD 1981

Table with columns: YEAR, SP, MP, K, K/SET, E, TA, %, AST, ACE, DIG, BS, BA, PTS. Rows for years 1981 and TOTAL.

DELANEY FORSYTHE 2012

Table with columns: YEAR, SP, MP, K, K/SET, E, TA, %, AST, ACE, DIG, BS, BA, PTS. Rows for years 2012 and TOTAL.

G

MELISSA GABRIEL 1996

Table with columns: YEAR, SP, MP, K, K/SET, E, TA, %, AST, ACE, DIG, BS, BA, PTS. Rows for years 1996 and TOTAL.

SHERRI GARVER 1996-1997

Table with columns: YEAR, SP, MP, K, K/SET, E, TA, %, AST, ACE, DIG, BS, BA, PTS. Rows for years 1996, 1997, and TOTAL.

LIBBY GARZA 2002-2006

Table with columns: YEAR, SP, MP, K, K/SET, E, TA, %, AST, ACE, DIG, BS, BA, PTS. Rows for years 2002, 2003, 2005, 2006, and TOTAL.

LEE GOLDEN 2013

Table with columns: YEAR, SP, MP, K, K/SET, E, TA, %, AST, ACE, DIG, BS, BA, PTS. Rows for years 2013 and TOTAL.

SHANNON GRAHAM 1988

Table with columns: YEAR, SP, MP, K, K/SET, E, TA, %, AST, ACE, DIG, BS, BA, PTS. Rows for years 1988 and TOTAL.

KRISTINA GRAY 1987-1988

Table with columns: YEAR, SP, MP, K, K/SET, E, TA, %, AST, ACE, DIG, BS, BA, PTS. Rows for years 1987, 1988, and TOTAL.

H

CORI HALEY 2013-2016

Table with columns: YEAR, SP, MP, K, K/SET, E, TA, %, AST, ACE, DIG, BS, BA, PTS. Rows for years 2013, 2014, 2015, 2016, and TOTAL.

MICHELE HALL 1988-1990

Table with columns: YEAR, SP, MP, K, K/SET, E, TA, %, AST, ACE, DIG, BS, BA, PTS. Rows for years 1988, 1989, 1990, and TOTAL.

MONICA HAMILTON 1992-1994

Table with columns: YEAR, SP, MP, K, K/SET, E, TA, %, AST, ACE, DIG, BS, BA, PTS. Rows for years 1992, 1993, 1994, and TOTAL.

SYDNEY HARLAN 2014

Table with columns: YEAR, SP, MP, K, K/SET, E, TA, %, AST, ACE, DIG, BS, BA, PTS. Rows for years 2014 and TOTAL.

MELISSA HARPER 2006-2009

Table with columns: YEAR, SP, MP, K, K/SET, E, TA, %, AST, ACE, DIG, BS, BA, PTS. Rows for years 2006, 2007, 2008, 2009, and TOTAL.

CINDY HARRIS 1980

Table with columns: YEAR, SP, MP, K, K/SET, E, TA, %, AST, ACE, DIG, BS, BA, PTS. Rows for years 1980 and TOTAL.

EMILY HARRIS 2018

Table with columns: YEAR, SP, MP, K, K/SET, E, TA, %, AST, ACE, DIG, BS, BA, PTS. Rows for years 2018 and TOTAL.

DANIELLE HARTLEY 2006

Table with columns: YEAR, SP, MP, K, K/SET, E, TA, %, AST, ACE, DIG, BS, BA, PTS. Rows for years 2006 and TOTAL.

HALIE HARTON 2010-2013

Table with columns: YEAR, SP, MP, K, K/SET, E, TA, %, AST, ACE, DIG, BS, BA, PTS. Rows for years 2010, 2011, 2012, 2013, and TOTAL.

ROBIN HARVEY 1993

Table with columns: YEAR, SP, MP, K, K/SET, E, TA, %, AST, ACE, DIG, BS, BA, PTS. Rows for years 1993 and TOTAL.

KAMERYN HAYES 2011-2014

Table with columns: YEAR, SP, MP, K, K/SET, E, TA, %, AST, ACE, DIG, BS, BA, PTS. Rows for years 2011, 2012, 2013, 2014, and TOTAL.

LACY HAYES 2011-2012

Table with columns: YEAR, SP, MP, K, K/SET, E, TA, %, AST, ACE, DIG, BS, BA, PTS. Rows for years 2011, 2012, and TOTAL.

LINDA HEAD 1980

Table with columns: YEAR, SP, MP, K, K/SET, E, TA, %, AST, ACE, DIG, BS, BA, PTS. Rows for years 1980 and TOTAL.

CARISSA HENNING 2015-2017

Table with columns: YEAR, SP, MP, K, K/SET, E, TA, %, AST, ACE, DIG, BS, BA, PTS. Rows for years 2015, 2016, 2017, and TOTAL.

DELORES HERNANDEZ 1982

Table with columns: YEAR, SP, MP, K, K/SET, E, TA, %, AST, ACE, DIG, BS, BA, PTS. Rows for years 1982 and TOTAL.

CAREER STATISTICS 1980-PRESENT

SAMANTHA JORDAN 2019-PRESENT

Table with 14 columns: YEAR, SP, MP, K, K/SET, E, TA, %, AST, ACE, DIG, BS, BA, PTS. Rows for 2019, 2020, 2021, 2022, and TOTAL.

K

DANA KABETZKE 2006

Table with 14 columns: YEAR, SP, MP, K, K/SET, E, TA, %, AST, ACE, DIG, BS, BA, PTS. Rows for 2006 and TOTAL.

MEGAN KEASLER 2018

Table with 14 columns: YEAR, SP, MP, K, K/SET, E, TA, %, AST, ACE, DIG, BS, BA, PTS. Rows for 2018 and TOTAL.

TAMMY KEE 1982

Table with 14 columns: YEAR, SP, MP, K, K/SET, E, TA, %, AST, ACE, DIG, BS, BA, PTS. Rows for 1982 and TOTAL.

SHANNON KELLY 1982

Table with 14 columns: YEAR, SP, MP, K, K/SET, E, TA, %, AST, ACE, DIG, BS, BA, PTS. Rows for 1982 and TOTAL.

HEATHER KNIGHTSTEP 1989

Table with 14 columns: YEAR, SP, MP, K, K/SET, E, TA, %, AST, ACE, DIG, BS, BA, PTS. Rows for 1989 and TOTAL.

LIBBY KOSUB 1991-1993

Table with 14 columns: YEAR, SP, MP, K, K/SET, E, TA, %, AST, ACE, DIG, BS, BA, PTS. Rows for 1991, 1992, 1993, and TOTAL.

TAYLOR KRESS 2016-2019

Table with 14 columns: YEAR, SP, MP, K, K/SET, E, TA, %, AST, ACE, DIG, BS, BA, PTS. Rows for 2016, 2017, 2018, 2019, and TOTAL.

L

JAMIE LAKATOS 2007

Table with 14 columns: YEAR, SP, MP, K, K/SET, E, TA, %, AST, ACE, DIG, BS, BA, PTS. Rows for 2007 and TOTAL.

ANITA LAMINACK 1981-1984

Table with 14 columns: YEAR, SP, MP, K, K/SET, E, TA, %, AST, ACE, DIG, BS, BA, PTS. Rows for 1981, 1982, 1983, 1984, and TOTAL.

LARAMI LANCASTER 2016-2018

Table with 14 columns: YEAR, SP, MP, K, K/SET, E, TA, %, AST, ACE, DIG, BS, BA, PTS. Rows for 2016, 2017, 2018, and TOTAL.

STORMI LANCASTER 2009-2012

Table with 14 columns: YEAR, SP, MP, K, K/SET, E, TA, %, AST, ACE, DIG, BS, BA, PTS. Rows for 2009, 2010, 2011, 2012, and TOTAL.

LESLIE LEIER 1986

Table with 14 columns: YEAR, SP, MP, K, K/SET, E, TA, %, AST, ACE, DIG, BS, BA, PTS. Rows for 1986 and TOTAL.

CREE LESPIERRE 2018-PRESENT

Table with 14 columns: YEAR, SP, MP, K, K/SET, E, TA, %, AST, ACE, DIG, BS, BA, PTS. Rows for 2018, 2019, and TOTAL.

ROSE LITCHIE 1980

Table with 14 columns: YEAR, SP, MP, K, K/SET, E, TA, %, AST, ACE, DIG, BS, BA, PTS. Rows for 1980 and TOTAL.

McKENZIE LONG 2013-2015

Table with 14 columns: YEAR, SP, MP, K, K/SET, E, TA, %, AST, ACE, DIG, BS, BA, PTS. Rows for 2013, 2014, 2015, and TOTAL.

LAURA LOPEZ 1987

Table with 14 columns: YEAR, SP, MP, K, K/SET, E, TA, %, AST, ACE, DIG, BS, BA, PTS. Rows for 1987 and TOTAL.

CHEYENNE LYTTLE 2015, 2017

Table with 14 columns: YEAR, SP, MP, K, K/SET, E, TA, %, AST, ACE, DIG, BS, BA, PTS. Rows for 2015, 2017, and TOTAL.

M

SHELLY MAJORS 1986

Table with 14 columns: YEAR, SP, MP, K, K/SET, E, TA, %, AST, ACE, DIG, BS, BA, PTS. Rows for 1986 and TOTAL.

AINSLEY MALIS 2022

Table with 14 columns: YEAR, SP, MP, K, K/SET, E, TA, %, AST, ACE, DIG, BS, BA, PTS. Rows for 2022.

KELSEY MANGUM 2009-2010

Table with 14 columns: YEAR, SP, MP, K, K/SET, E, TA, %, AST, ACE, DIG, BS, BA, PTS. Rows for 2009, 2010, and TOTAL.

VALENTINA MANNS 2015

Table with 14 columns: YEAR, SP, MP, K, K/SET, E, TA, %, AST, ACE, DIG, BS, BA, PTS. Rows for 2015 and TOTAL.

LAUREN MARLER 2020-PRESENT

Table with 14 columns: YEAR, SP, MP, K, K/SET, E, TA, %, AST, ACE, DIG, BS, BA, PTS. Rows for 2020, 2021, and TOTAL.

D'ARCY MARLOW 1999

Table with 14 columns: YEAR, SP, MP, K, K/SET, E, TA, %, AST, ACE, DIG, BS, BA, PTS. Rows for 1999 and TOTAL.

ROBIN MARSALA 2010-2011

Table with 14 columns: YEAR, SP, MP, K, K/SET, E, TA, %, AST, ACE, DIG, BS, BA, PTS. Rows for 2010, 2011, and TOTAL.

SARAH MARTIN 2011

Table with 14 columns: YEAR, SP, MP, K, K/SET, E, TA, %, AST, ACE, DIG, BS, BA, PTS. Rows for 2011 and TOTAL.

BRIGID MARUSZAK 2000

Table with 14 columns: YEAR, SP, MP, K, K/SET, E, TA, %, AST, ACE, DIG, BS, BA, PTS. Rows for 2000 and TOTAL.

LEAH MAYER 2012-2015

Table with 14 columns: YEAR, SP, MP, K, K/SET, E, TA, %, AST, ACE, DIG, BS, BA, PTS. Rows for 2012, 2013, 2014, 2015, and TOTAL.

ALL-AMERICANS

JILL MYATT | 1986-1989 | AMARILLO, TEXAS



- 1988 American Volleyball Coaches Association 2nd Team All-American
- 1989 American Volleyball Coaches Association 2nd Team All-American
- 1996 WTAMU Hall of Champions Inductee

Year	SP-MP	K	K/S	E	A	%	A	A/S	SA	SA/S	D	D/S	BS	BA	TB	TB/S	BE	PTS	PTS/S
1986	---	---	---	---	---	---	---	---	---	---	---	---	---	---	---	---	---	---	---
1987	96-32	378	3.94	101	829	.334	10	0.10	28	0.29	165	1.75	17	26	43	0.45	12	436.0	4.54
1988	134-40	329	2.46	101	750	.304	28	0.21	35	0.26	325	2.43	50	108	158	1.18	85	468.0	3.49
1989	132-41	535	4.05	119	1277	.326	17	0.13	52	0.39	344	2.61	24	69	93	0.70	20	645.5	4.89
	362-113	1242	3.43	321	2856	.322	55	0.15	115	0.32	937	2.31	91	203	294	0.81	117	1549.5	4.28

JULIE MYATT | 1986-1989 | AMARILLO, TEXAS



- 1988 American Volleyball Coaches Association 2nd Team All-American
- 1989 American Volleyball Coaches Association 1st Team All-American
- 1996 WTAMU Hall of Champions Inductee

Year	SP-MP	K	K/S	E	A	%	A	A/S	SA	SA/S	D	D/S	BS	BA	TB	TB/S	BE	PTS	PTS/S
1986	---	---	---	---	---	---	---	---	---	---	---	---	---	---	---	---	---	---	---
1987	96-32	285	2.97	66	697	.314	23	0.24	12	0.12	170	1.77	47	53	100	1.04	35	370.5	3.85
1988	133-40	473	3.56	163	1090	.284	59	0.44	58	0.44	277	2.08	54	122	176	1.32	76	646.0	4.86
1989	137-43	535	3.91	100	1221	.356	39	0.28	69	0.50	417	3.04	41	125	166	1.21	17	707.5	5.15
	366-115	1293	3.53	329	3008	.320	121	0.33	139	0.38	864	2.36	142	300	442	1.21	128	1724.0	4.71

EVE POSEY | 1988-1989 | AMARILLO, TEXAS



- 1989 American Volleyball Coaches Association 1st Team All-American
- 2004 WTAMU Hall of Champions Inductee

Year	SP-MP	K	K/S	E	A	%	A	A/S	SA	SA/S	D	D/S	BS	BA	TB	TB/S	BE	PTS	PTS/S
1988	126-40	72	0.57	69	254	.012	609	4.83	25	0.20	210	1.67	15	39	54	0.43	27	131.5	1.04
1989	137-43	132	0.96	36	388	.247	1616	11.80	70	0.51	406	2.96	16	71	87	0.64	9	253.5	1.85
	263-83	204	0.78	105	642	.154	2225	8.46	95	0.36	616	2.34	31	110	141	0.54	36	385.0	1.46

NCAA DIVISION II NATIONAL CHAMPIONS (1990, 1991, 1997, 2022)

CAROL PEREIRA | 1990-1992 | SAO PAULO, BRAZIL

- 1990 American Volleyball Coaches Association 1st Team All-American
- 1990 NCAA Division II National Champion
- 1991 American Volleyball Coaches Association 1st Team All-American
- 1991 NCAA Division II National Champion
- 1992 Asics 1st Team All-American
- 2006 WTAMU Hall of Champions Inductee

Year	SP-MP	K	K/S	E	A	%	A	A/S	SA	SA/S	D	D/S	BS	BA	TB	TB/S	BE	PTS	PTS/S
1990	118-39	586	4.97	67	1031	.503	9	0.08	54	0.46	356	3.02	28	79	107	0.91	15	707.5	5.99
1991	132-38	625	4.73	89	1174	.457	16	0.12	45	0.34	387	2.93	41	54	95	0.72	6	738.0	5.59
1992	146-41	814	5.58	120	1586	.438	23	0.16	45	0.31	329	2.25	70	62	132	0.90	6	960.0	6.58
	396-118	2025	5.11	276	3791	.461	48	0.12	144	0.36	1072	2.71	139	195	334	0.84	27	2405.5	6.07

CRISTINA PEREIRA | 1990-1991 | SAO PAULO, BRAZIL

- 1990 American Volleyball Coaches Association 1st Team All-American
- 1990 NCAA Division II National Champion
- 1991 American Volleyball Coaches Association 1st Team All-American
- 1991 NCAA Division II National Champion
- 1991 NCAA Division II National Player of the Year
- 2006 WTAMU Hall of Champions Inductee

Year	SP-MP	K	K/S	E	A	%	A	A/S	SA	SA/S	D	D/S	BS	BA	TB	TB/S	BE	PTS	PTS/S
1990	125-39	580	4.64	78	1021	.492	16	0.13	53	0.42	303	2.42	36	95	131	1.05	42	716.5	5.73
1991	132-38	515	3.90	65	912	.493	21	0.16	45	0.34	40	0.30	79	106	185	1.40	22	692.0	5.24
	257-77	1095	4.26	143	1933	.492	37	0.14	98	0.38	343	1.33	115	201	316	1.23	64	1408.5	5.48

SANDY CALLAHAN | 1990-1991 | CUPERTINO, CALIFORNIA

- 1990 NCAA Division II National Champion
- 1991 American Volleyball Coaches Association 2nd Team All-American
- 1991 NCAA Division II National Champion
- 1999 WTAMU Hall of Champions Inductee

Year	SP-MP	K	K/S	E	A	%	A	A/S	SA	SA/S	D	D/S	BS	BA	TB	TB/S	BE	PTS	PTS/S
1990	124-39	65	0.52	42	212	.108	1467	11.83	55	0.44	263	2.12	7	70	77	0.62	34	162.0	1.31
1991	133-38	86	0.65	18	196	.347	1575	11.84	44	0.33	302	2.27	8	55	63	0.47	20	165.5	1.24
	257-77	151	0.59	60	408	.223	3042	11.84	99	0.39	565	2.20	15	125	140	0.54	54	327.5	1.27

ALL-AMERICANS**AMANDA SWEATT | 1996-1997 | LUBBOCK, TEXAS**

- 1997 NCAA Division II National Champion
- 1997 Volleyball Magazine 3rd Team All-American

Year	SP-MP	K	K/S	E	A	%	A	A/S	SA	SA/S	D	D/S	BS	BA	TB	TB/S	BE	PTS	PTS/S
1996	114-32	421	3.69	188	1017	.229	11	0.10	37	0.32	167	2.34	26	89	115	1.01	0	528.5	4.63
1997	129-38	440	3.41	150	1035	.280	6	0.05	34	0.26	197	1.53	21	99	120	0.93	0	544.5	4.22
	243-70	861	3.54	338	2052	.255	17	0.07	71	0.29	464	1.91	47	188	235	0.97	0	1073.0	4.42

SARAH BUTLER | 1997-1999 | AMARILLO, TEXAS

- 1997 NCAA Division II National Champion
- 1997 NCAA Division II National Player of the Year
- 1997 American Volleyball Coaches Association 1st Team All-American
- 1998 American Volleyball Coaches Association 1st Team All-American
- 1999 NCAA Division II National Champion
- 1999 NCAA Division II National Player of the Year
- 1999 American Volleyball Coaches Association 1st Team All-American
- 2000 USA Volleyball Team Tryout Selection
- 2007 WTAMU Hall of Champions Inductee
- 2008 Lone Star Conference Hall of Honor Inductee

Year	SP-MP	K	K/S	E	A	%	A	A/S	SA	SA/S	D	D/S	BS	BA	TB	TB/S	BE	PTS	PTS/S
1997	139-40	665	4.78	165	1464	.342	16	0.12	38	0.27	471	3.39	38	87	125	0.90	0	784.5	5.64
1998	121-32	600	4.96	143	1349	.339	22	0.18	25	0.21	403	3.33	40	106	146	1.21	0	718.0	5.93
1999	121-38	735	6.07	129	1477	.410	31	0.28	50	0.41	503	4.16	30	66	96	0.79	0	848.0	7.01
	381-110	2000	5.25	437	4290	.364	72	0.19	113	0.30	1377	3.61	108	259	367	0.96	0	2350.5	6.17

JESS ANNE FERNANDES | 1999-2002 | WINK, TEXAS

- 2002 American Volleyball Coaches Association 1st Team All-American
- 2002 American Volleyball Coaches Association/Daktronics All-Southwest Region
- 2002 Lone Star Conference Player of the Year
- 2017 WTAMU Hall of Champions Inductee

Year	SP-MP	K	K/S	E	A	%	A	A/S	SA	SA/S	D	D/S	BS	BA	TB	TB/S	BE	PTS	PTS/S
1999	62-32	124	2.00	46	278	.281	2	0.03	0	0.00	24	0.39	6	46	52	0.84	0	153.0	2.47
2000	111-37	289	2.60	105	680	.271	4	0.04	0	0.00	28	0.25	14	145	159	1.43	0	375.5	3.38
2001	104-33	341	3.28	101	698	.344	3	0.03	2	0.02	37	0.36	23	142	165	1.59	0	437.0	4.20
2002	127-39	484	3.81	127	983	.363	13	0.10	36	0.28	107	0.84	45	149	194	1.53	23	639.5	5.03
	404-141	1238	3.06	379	2639	.326	22	0.05	38	0.09	196	0.49	88	482	570	1.41	23	1605.0	3.97

SHANNON STROUD | 1999-2002 | AMARILLO, TEXAS

- 2000 NCAA 2nd Team All-American
- 2000 All-Southwest Region
- 2001 American Volleyball Coaches Association 1st Team All-American
- 2001 Daktronics 2nd Team All-American
- 2002 American Volleyball Coaches Association 3rd Team All-American
- 2002 American Volleyball Coaches Association/Daktronics All-Southwest Region
- 2009 WTAMU Hall of Champions Inductee

Year	SP-MP	K	K/S	E	A	%	A	A/S	SA	SA/S	D	D/S	BS	BA	TB	TB/S	BE	PTS	PTS/S
1999	120-38	461	3.84	170	1058	.275	29	0.24	36	0.30	404	3.37	13	43	56	0.47	0	531.5	4.43
2000	115-36	537	4.67	142	1290	.306	20	0.17	25	0.22	529	4.60	6	60	66	0.57	0	598.0	5.20
2001	105-33	512	4.88	153	1081	.331	35	0.33	40	0.38	433	4.12	6	48	54	0.51	0	582.0	5.54
2002	126-39	439	3.48	151	1100	.262	28	0.22	28	0.22	495	3.93	9	34	44	0.35	3	493.5	3.91
	466-146	1949	3.20	616	4529	.294	112	0.24	129	0.28	1861	3.99	34	185	219	0.47	3	2205.0	4.73

KACIE HYATT | 2000-2003 | AMARILLO, TEXAS

- 2001 Lone Star Conference Defensive Player of the Year
- 2002 Lone Star Conference Defensive Player of the Year
- 2003 Lone Star Conference Defensive Player of the Year
- 2003 American Volleyball Coaches Association Honorable Mention All-American
- 2003 American Volleyball Coaches Association All-Southwest Region

Year	SP-MP	K	K/S	E	A	%	A	A/S	SA	SA/S	D	D/S	BS	BA	TB	TB/S	BE	PTS	PTS/S
2000	121-37	7	0.06	13	40	-.150	11	0.09	18	0.15	245	2.02	0	0	0	0.00	0	25.0	0.21
2001	150-33	4	0.04	9	39	-.128	14	0.13	18	0.17	203	1.93	0	0	0	0.00	0	22.0	0.21
2002	128-39	6	0.05	5	38	.026	26	0.20	0	0.00	447	3.49	0	0	0	0.00	1	6.0	0.05
2003	136-37	8	0.06	5	69	-.043	81	0.60	0	0.00	643	4.73	0	0	0	0.00	0	8.0	0.06
	490-146	25	0.05	32	186	-.038	132	0.27	36	0.07	1538	3.14	0	0	0	0.00	1	61.0	0.12

KENDRA MORGAN | 2000-2003 | AMARILLO, TEXAS

- 2000 Southwest Region Freshman of the Year
- 2000 Lone Star Conference Freshman of the Year
- 2001 American Volleyball Coaches Association 2nd Team All-American
- 2002 American Volleyball Coaches Association 3rd Team All-American
- 2003 Lone Star Conference South Offensive Player of the Year
- 2003 American Volleyball Coaches Association Honorable Mention All-American
- 2014 WTAMU Hall of Champions Inductee

Year	SP-MP	K	K/S	E	A	%	A	A/S	SA	SA/S	D	D/S	BS	BA	TB	TB/S	BE	PTS	PTS/S
2000	121-36	121	1.00	42	324	.244	1433	11.84	31	0.26	304	2.51	10	51	61	0.50	0	187.5	1.55
2001	106-33	131	1.25	39	290	.3317	1460	13.90	27	0.26	300	2.86	3	48	51	0.49	0	185.0	1.75
2002	128-39	147	1.15	56	387	.235	1609	12.57	29	0.25	337	2.63	6	78	84	0.66	9	221.0	1.73
2003	130-36	228	1.75	44	526	.350	1585	12.19	22	0.17	472	3.63	13	59	72	0.55	19	292.5	2.25
	484-144	627	1.30	181	1527	.292	6087	12.58	109	0.23	1413	2.92	32	236	268	0.55	28	886.0	1.83

ALL-AMERICANS

BRITTANI BELL | 2002-2005 | AMARILLO, TEXAS



- 2005 American Volleyball Coaches Association All-Southwest Region
- 2005 American Volleyball Coaches Association Honorable Mention All-American
- 2005 Lone Star Conference Libero of the Year

Year	SP-MP	K	K/S	E	A	%	A	A/S	SA	SA/S	D	D/S	BS	BA	TB	TB/S	BE	PTS	PTS/S
2002	122-37	6	0.05	8	47	-.042	24	0.20	14	0.11	279	2.29	1	9	10	0.08	0	25.5	0.20
2003	136-37	7	0.05	8	48	-.021	33	0.24	19	0.14	440	3.24	0	1	1	0.01	0	26.5	0.19
2004	127-35	6	0.05	11	95	-.053	23	0.18	20	0.16	692	5.45	0	0	0	0.00	0	26.0	0.20
2005	125-37	4	0.03	9	73	-.068	24	0.19	38	0.30	739	5.91	0	0	0	0.00	0	42.0	0.34
	510-146	23	0.05	36	263	-.049	104	0.20	91	0.18	2150	4.26	1	10	11	0.02	0	120.0	0.24

LIBBY GARZA | 2002-2006 | AMARILLO, TEXAS



- 2006 Daktronics All-Southwest Region
- 2006 American Volleyball Coaches Association All-Southwest Region
- 2006 American Volleyball Coaches Association Honorable Mention All-American

Year	SP-MP	K	K/S	E	A	%	A	A/S	SA	SA/S	D	D/S	BS	BA	TB	TB/S	BE	PTS	PTS/S
2002	105-36	2	0.02	4	11	-.182	38	0.36	37	0.35	197	1.88	0	0	0	0.00	1	39.0	0.37
2003	135-37	13	0.10	6	63	.111	140	1.04	31	0.23	327	2.42	0	4	4	0.03	0	46.0	0.34
2005	75-32	25	0.33	12	110	.118	447	5.96	15	0.20	141	1.88	1	24	25	0.33	8	53.0	0.71
2006	111-37	89	0.80	25	265	.242	1385	12.48	24	0.22	294	2.65	7	76	83	0.75	5	158.0	1.42
	426-142	129	0.30	47	449	.183	2010	4.72	107	0.25	959	2.25	8	104	112	0.26	14	296.0	0.69

SARA CONTRERAS | 2005-2008 | AMARILLO, TEXAS



- 2008 Daktronics All-South Central Region
- 2008 American Volleyball Coaches Association All-South Central Region
- 2008 Daktronics 3rd Team All-American
- 2008 Lone Star Conference Libero of the Year

Year	SP-MP	K	K/S	E	A	%	A	A/S	SA	SA/S	D	D/S	BS	BA	TB	TB/S	BE	PTS	PTS/S
2005	150-35	0	0.00	4	19	-.211	10	0.10	12	0.11	250	2.38	0	0	0	0.00	0	12.0	0.11
2006	119-37	2	0.02	6	23	-.174	42	0.35	27	0.25	542	4.55	0	1	1	0.01	0	29.5	0.24
2007	149-43	10	0.07	7	59	.051	72	0.48	26	0.17	869	5.83	0	0	0	0.00	1	36.0	0.24
2008	131-39	5	0.04	4	45	.022	27	0.24	18	0.14	584	4.44	0	0	0	0.00	0	23.0	0.18
	504-154	17	0.03	21	146	-.027	151	0.30	83	0.16	2242	4.45	0	1	1	0.00	1	100.5	0.20

KATIE RICKWARTZ | 2006-2009 | CANYON, TEXAS

- 2007 Lone Star Conference Co-Setter of the Year
- 2007 American Volleyball Coaches Association Honorable Mention All-American
- 2008 Lone Star Conference Setter of the Year
- 2008 American Volleyball Coaches Association Honorable Mention All-American
- 2009 Lone Star Conference Setter of the Year
- 2009 American Volleyball Coaches Association 2nd Team All-American
- 2009 Daktronics 2nd Team All-American
- 2009 NCAA Division II National Runner-Up
- 2018 WTAMU Hall of Champions Inductee

Year	SP-MP	K	K/S	E	A	%	A	A/S	SA	SA/S	D	D/S	BS	BA	TB	TB/S	BE	PTS	PTS/S
2006	36-23	16	0.44	5	39	.282	201	5.58	10	0.28	38	1.06	2	7	9	0.25	0	31.5	0.86
2007	147-44	125	0.85	41	290	.290	1884	12.82	50	0.34	417	2.84	4	66	70	0.48	10	212.0	1.44
2008	121-37	82	0.68	24	193	.301	1386	11.45	32	0.26	302	2.50	3	50	53	0.44	3	142.0	1.17
2009	156-43	131	0.84	18	298	.379	1812	11.62	45	0.29	435	2.79	3	60	63	0.40	32	209.0	1.34
	460-147	354	0.77	88	820	.324	5283	11.48	137	0.30	1192	2.59	12	185	195	0.42	28	594.5	1.29

LAURA PRINSEN | 2006-2009 | SPRING, TEXAS

- 2008 Lone Star Conference Offensive Player of the Year
- 2008 American Volleyball Coaches Association 1st Team All-South Central Region
- 2008 Daktronics 1st Team All-South Central Region
- 2008 American Volleyball Coaches Association 1st Team All-American
- 2008 Daktronics 1st Team All-American
- 2009 American Volleyball Coaches Association 1st Team All-South Central Region
- 2009 Daktronics 1st Team All-South Central Region
- 2009 American Volleyball Coaches Association 1st Team All-American
- 2009 Daktronics 1st Team All-American
- 2009 NCAA Division II National Runner-Up

Year	SP-MP	K	K/S	E	A	%	A	A/S	SA	SA/S	D	D/S	BS	BA	TB	TB/S	BE	PTS	PTS/S
2006	38-26	66	1.74	28	153	.248	5	0.13	4	0.11	38	1.00	1	12	13	0.34	0	77.0	2.03
2007	151-44	586	3.88	213	1428	.261	99	0.66	55	0.36	395	2.62	5	80	85	0.56	9	686.0	4.54
2008	128-39	506	3.95	151	1146	.315	66	0.52	18	0.14	349	2.73	2	75	77	0.60	9	563.5	4.40
2009	154-43	535	3.47	186	1306	.267	124	0.81	29	0.19	424	2.75	5	80	85	0.55	13	609.0	3.95
	471-152	1693	3.59	579	4033	.276	294	0.62	106	0.23	1206	2.56	13	247	260	0.55	31	1935.5	4.11

MELISSA HARPER | 2006-2009 | PEORIA, ARIZONA

- 2008 American Volleyball Coaches Association 1st Team All-South Central Region
- 2008 Daktronics 1st Team All-South Central Region
- 2008 Daktronics 2nd Team All-American
- 2008 American Volleyball Coaches Association Honorable Mention All-American
- 2009 Lone Star Conference Offensive Player of the Year
- 2009 American Volleyball Coaches Association 1st Team All-South Central Region
- 2009 Daktronics 1st Team All-South Central Region
- 2009 American Volleyball Coaches Association 2nd Team All-American
- 2009 NCAA Division II National Runner-Up

Year	SP-MP	K	K/S	E	A	%	A	A/S	SA	SA/S	D	D/S	BS	BA	TB	TB/S	BE	PTS	PTS/S
2006	51-26	76	1.49	37	183	.213	2	0.04	1	0.02	12	0.24	5	34	39	0.76	5	99.0	1.94
2007	142-43	479	3.37	118	1013	.356	23	0.16	26	0.18	77	0.54	33	106	139	0.98	11	591.0	4.16
2008	122-38	354	2.90	89	795	.333	16	0.13	0	0.00	26	0.21	22	107	129	1.06	12	429.5	3.52
2009	151-42	499	3.30	94	973	.416	15	0.10	0	0.00	33	0.22	20	104	124	0.82	16	571.0	3.78
	466-149	1408	3.02	338	2964	.361	56	0.12	27	0.06	148	0.32	80	351	431	0.92	44	1690.5	3.63

ALL-AMERICANS

LAUREN BEVILLE | 2009-2012 | HEREFORD, TEXAS



- 2009 NCAA Division II National Runner-Up
- 2012 American Volleyball Coaches Association 1st Team All-South Central Region
- 2012 American Volleyball Coaches Association 3rd Team All-American

Year	SP-MP	K	K/S	E	A	%	A	A/S	SA	SA/S	D	D/S	BS	BA	TB	TB/S	BE	PTS	PTS/S
2009	156-43	3	0.02	3	17	.000	48	0.37	20	0.13	602	3.86	0	0	0	0.00	0	23.0	0.15
2010	130-36	3	0.02	2	20	.050	28	0.22	19	0.15	495	3.81	0	0	0	0.00	0	22.0	0.17
2011	129-37	0	0.00	4	13	-.308	33	0.26	20	0.16	654	5.07	0	0	0	0.00	0	20.0	0.16
2012	129-38	2	0.02	0	21	.095	31	0.24	14	0.11	672	5.21	0	0	0	0.00	0	16.0	0.12
	544-154	8	0.01	9	71	-.014	140	0.26	73	0.13	2423	4.45	0	0	0	0.00	0	81.0	0.15

ERIN DOUGHERTY | 2009-2012 | OMAHA, NEBRASKA



- 2009 NCAA Division II National Runner-Up
- 2011 Lone Star Conference Defensive Player of the Year
- 2011 American Volleyball Coaches Association 1st Team All-South Central Region
- 2011 Daktronics 1st Team All-South Central Region
- 2011 American Volleyball Coaches Association Honorable Mention All-American
- 2012 American Volleyball Coaches Association 1st Team All-South Central Region
- 2012 Daktronics 1st Team All-South Central Region
- 2012 American Volleyball Coaches Association 2nd Team All-American
- 2012 Daktronics 2nd Team All-American

Year	SP-MP	K	K/S	E	A	%	A	A/S	SA	SA/S	D	D/S	BS	BA	TB	TB/S	BE	PTS	PTS/S
2009	9-6	9	1.00	6	25	.120	0	0.00	0	0.00	0	0.00	0	5	5	0.56	1	11.5	1.22
2010	104-33	162	1.56	64	392	.250	7	0.07	9	0.09	67	0.64	8	64	72	0.69	14	211.0	2.03
2011	129-37	296	2.29	87	682	.306	17	0.13	5	0.04	85	0.66	34	157	191	1.48	8	413.5	3.20
2012	129-38	375	2.91	92	825	.343	7	0.05	8	0.06	77	0.60	25	153	178	1.38	5	484.5	3.75
	371-114	842	2.27	249	1924	.308	31	0.08	22	0.06	229	0.62	67	379	446	1.20	28	1120.5	3.02

LAURA IWUCHUKWU | 2009-2013 | EDMOND, OKLAHOMA



- 2009 NCAA Division II National Runner-Up
- 2013 Lone Star Conference Defensive Player of the Year
- 2013 Lone Star Conference Academic Player of the Year
- 2013 American Volleyball Coaches Association 1st Team All-South Central Region
- 2013 Daktronics 1st Team All-South Central Region
- 2013 American Volleyball Coaches Association 2nd Team All-American
- 2013 Daktronics 1st Team All-American
- 2013 CapitalOne Academic All-American

Year	SP-MP	K	K/S	E	A	%	A	A/S	SA	SA/S	D	D/S	BS	BA	TB	TB/S	BE	PTS	PTS/S
2010	24-12	20	0.83	6	44	.318	2	0.08	0	0.00	5	0.21	1	12	13	0.54	10	27.0	1.12
2011	16-12	9	0.56	3	15	.400	0	0.00	0	0.00	0	0.00	1	11	12	0.75	0	15.5	0.94
2012	107-33	204	1.91	55	430	.347	2	0.02	0	0.00	12	0.11	14	110	124	1.16	9	273.0	2.55
2013	137-39	366	2.67	84	791	.357	7	0.05	0	0.00	29	0.21	28	192	220	1.61	15	490.0	3.58
	284-96	599	2.11	147	1280	.351	11	0.04	0	0.00	46	0.16	44	325	369	1.30	34	805.5	2.83

ASHLEY DAVIS | 2010-2013 | AMARILLO, TEXAS

- 2011 Lone Star Conference Co-Offensive Player of the Year
- 2011 Daktronics 2nd Team All-South Central Region
- 2011 American Volleyball Coaches Association 3rd Team All-American

Year	SP-MP	K	K/S	E	A	%	A	A/S	SA	SA/S	D	D/S	BS	BA	TB	TB/S	BE	PTS	PTS/S
2010	117-36	302	2.58	99	777	.261	7	0.06	3	0.03	117	1.00	0	17	17	0.15	2	313.5	2.68
2011	126-37	454	3.60	122	1137	.292	7	0.06	4	0.03	111	0.88	1	46	47	0.37	0	482.0	3.83
2012	28-9	77	2.75	35	207	.203	4	0.14	0	0.00	25	0.89	0	9	9	0.32	0	81.5	2.89
2013	15-12	11	0.73	9	44	.045	0	0.00	0	0.00	4	0.27	0	3	3	0.20	0	12.5	0.80
	286-94	844	2.95	265	2165	.267	18	0.06	7	0.02	257	0.90	1	75	76	0.27	2	889.5	3.11

HALIE HARTON | 2010-2013 | ROSWELL, NEW MEXICO

- 2013 American Volleyball Coaches Association 1st Team All-South Central Region
- 2013 Daktronics 1st Team All-South Central Region
- 2013 American Volleyball Coaches Association Honorable Mention All-American

Year	SP-MP	K	K/S	E	A	%	A	A/S	SA	SA/S	D	D/S	BS	BA	TB	TB/S	BE	PTS	PTS/S
2010	34-18	40	1.18	12	117	.239	1	0.03	3	0.09	36	1.06	2	3	5	0.15	0	46.5	1.35
2011	110-32	128	1.16	29	396	.250	20	0.18	20	0.18	267	2.43	0	17	17	0.15	0	156.5	1.42
2012	129-38	423	3.28	135	1246	.231	29	0.22	18	0.14	389	3.02	4	63	67	0.52	2	476.5	3.69
2013	137-39	380	2.77	132	1191	.208	30	0.22	23	0.17	462	3.37	8	51	59	0.43	4	436.5	3.18
	410-127	971	2.37	308	2950	.225	80	0.20	64	0.16	1154	2.81	14	134	148	0.36	6	1116.0	2.72

LACY HAYES | 2011-2012 | CYPRESS, TEXAS

- 2011 Lone Star Conference Setter of the Year
- 2011 Daktronics 2nd Team All-South Central Region
- 2011 American Volleyball Coaches Association 1st Team All-South Central Region
- 2011 American Volleyball Coaches Association 3rd Team All-American
- 2012 Daktronics 1st Team All-South Central Region
- 2012 American Volleyball Coaches Association 1st Team All-South Central Region
- 2012 Daktronics 2nd Team All-American
- 2012 American Volleyball Coaches Association 2nd Team All-American

Year	SP-MP	K	K/S	E	A	%	A	A/S	SA	SA/S	D	D/S	BS	BA	TB	TB/S	BE	PTS	PTS/S
2011	128-37	103	0.80	26	274	.281	1476	11.53	20	0.16	341	2.66	4	89	93	0.73	4	171.5	1.34
2012	129-38	81	0.63	26	240	.229	1539	11.93	27	0.21	376	2.91	3	103	106	0.82	4	162.5	1.26
	257-75	184	0.72	52	514	.257	3015	11.73	47	0.18	717	2.79	7	192	199	0.77	8	334.0	1.30

ALL-AMERICANS

KAMERYN HAYES | 2011-2014 | CYPRESS, TEXAS



- 2014 Lone Star Conference Co-Setter of the Year
- 2014 American Volleyball Coaches Association 1st Team All-South Central Region
- 2014 American Volleyball Coaches Association 3rd Team All-American

Year	SP-MP	K	K/S	E	A	%	A	A/S	SA	SA/S	D	D/S	BS	BA	TB	TB/S	BE	PTS	PTS/S
2011	27-14	3	0.11	3	9	.000	38	1.41	2	0.07	37	1.37	0	0	0	0.00	0	5.0	0.19
2012	120-37	362	3.02	161	990	.203	3	0.03	0	0.00	88	0.73	6	48	54	0.45	4	392.0	3.27
2013	137-39	156	1.14	46	427	.258	1323	9.66	25	0.18	327	2.39	7	105	112	0.82	2	240.5	1.75
2014	130-37	319	2.45	86	802	.291	938	7.22	26	0.20	293	2.25	6	67	73	0.56	3	384.5	2.95
	414-127	840	2.03	296	2228	.244	2302	5.56	53	0.13	745	1.80	19	220	239	0.58	9	1022.0	2.47


LAUREN BEVAN | 2013-2014 | VENTURA, CALIFORNIA



- 2013 American Volleyball Coaches Association 1st Team All-South Central Region
- 2013 Daktronics 2nd Team All-South Central Region
- 2013 American Volleyball Coaches Association Honorable Mention All-American
- 2014 Lone Star Conference Offensive Player of the Year
- 2014 Daktronics South Central Region Player of the Year
- 2014 Daktronics 1st Team All-South Central Region
- 2014 American Volleyball Coaches Association 1st Team All-South Central Region
- 2014 Daktronics 1st Team All-American
- 2014 American Volleyball Coaches Association 3rd Team All-American

Year	SP-MP	K	K/S	E	A	%	A	A/S	SA	SA/S	D	D/S	BS	BA	TB	TB/S	BE	PTS	PTS/S
2013	136-39	388	2.85	134	1089	.233	3	0.02	1	0.01	108	0.78	2	88	90	0.66	5	435.0	3.20
2014	129-37	491	3.81	151	1330	.256	8	0.06	27	0.21	326	2.53	3	60	63	0.49	3	551.0	4.27
	265-76	879	3.32	285	2419	.246	11	0.04	28	0.11	434	1.64	5	148	153	0.58	8	986.0	3.72

CHANDLER VOGEL | 2017-2021 | HEREFORD, TEXAS



- 2018 Lone Star Conference Libero of the Year
- 2019 Lone Star Conference Libero of the Year
- 2019 American Volleyball Coaches Association 1st Team All-South Central Region
- 2019 D2CCA 1st Team All-South Central Region
- 2019 American Volleyball Coaches Association Honorable Mention All-American
- 2020 CoSIDA 3rd Team Academic All-American
- 2020 Lone Star Conference Libero of the Year
- 2020 Lone Star Conference Defensive Player of the Week
- 2021 Lone Star Conference Libero of the Year
- 2021 D2CCA 2nd Team All-South Central Region
- 2021 American Volleyball Coaches Association 1st Team All-South Central Region
- 2021 American Volleyball Coaches Association Honorable Mention All-American

Year	SP-MP	K	K/S	E	A	%	A	A/S	SA	SA/S	D	D/S	BS	BA	TB	TB/S	BE	PTS	PTS/S
2017	130-37	0	0.00	2	14	-.143	27	0.24	25	0.19	572	4.40	0	0	0	0.00	0	25.0	0.19
2018	120-32	3	0.03	3	22	.000	63	0.53	23	0.19	651	5.43	0	0	0	0.00	0	26.0	0.22
2019	106-29	2	0.02	0	18	.111	103	0.97	31	0.29	604	5.70	0	0	0	0.00	0	33.0	0.31
2020	51-14	2	0.04	0	12	.167	54	1.06	13	0.25	299	5.86	0	0	0	0.00	0	15.0	0.29
2021	110-31	2	0.02	2	38	.000	122	1.11	18	0.16	565	5.14	0	0	0	0.00	0	20.0	0.18
	517-143	9	0.02	7	104	.019	369	0.71	110	0.21	2691	5.21	0	0	0	0.00	0	119.0	0.23

TORREY MILLER | 2019-PRESENT | BROWNWOOD, TEXAS



- 2019 Lone Star Conference Freshman of the Year
- 2019 American Volleyball Coaches Association South Central Region Freshman of the Year
- 2019 American Volleyball Coaches Association 1st Team All-South Central Region
- 2019 D2CCA 1st Team All-South Central Region
- 2019 American Volleyball Coaches Association 2nd Team All-American
- 2019 D2CCA Honorable Mention All-American
- 2021 1st Team All-Lone Star Conference
- 2021 D2CCA 2nd Team All-South Central Region
- 2021 American Volleyball Coaches Association 1st Team All-South Central Region
- 2021 American Volleyball Coaches Association Honorable Mention All-American
- 2022 NCAA DII National Champion
- 2022 NCAA DII Most Valuable Player of the National Tournament
- 2022 South Central Regional All-Tournament and Most Valuable Player
- 2022 Lone Star Conference First Team All-Conference, Offensive Player of the Year, All-Tournament team and Most Valuable Player
- 2022 American Volleyball Coaches Association First-Team All-American
- 2023 LSC Preseason Offensive Player of the Year

Year	SP-MP	K	K/S	E	A	%	A	A/S	SA	SA/S	D	D/S	BS	BA	TB	TB/S	BE	PTS	PTS/S
2019	106-29	433	4.08	165	1046	.256	37	0.35	28	0.26	322	3.04	4	48	52	0.49	13	489.0	4.61
2020	51-14	226	4.43	78	615	.241	15	0.29	12	0.24	170	3.33	1	31	32	0.63	3	254.5	4.98
2021	110-31	455	4.14	136	1149	.278	12	0.11	20	0.18	283	2.57	24	7	66	0.66	3	515.0	4.68
2022	127-37	479	3.77	162	1211	.262	29	0.23	29	0.23	306	2.41	11	77	88	0.69	8	557.5	4.39
	394-111	1593	4.04	541	4021	.261	93	0.23	89	0.22	1081	2.74	40	163	238.0	0.60	27	1,816	4.60

TAYTUM STOW | 2022-PRESENT | HEREFORD, TEXAS



- 2022 NCAA DII National Champion
- 2022 American Volleyball Coaches Association All-American Honorable Mention
- 2022 Lone Star Conference All-Freshman Team
- 2022 Lone Star Conference First-Team All-Conference
- 2022 Lone Star Conference Defensive Player of the Year
- 2023 LSC Preseason Defensive Player of the Year

Year	SP-MP	K	K/S	E	A	%	A	A/S	SA	SA/S	D	D/S	BS	BA	TB	TB/S	BE	PTS	PTS/S
2022	117-37	218	1.86	54	480	.342	7	0.06	6	0.05	34	0.29	20	126	146	1.25	8	307	2.62
	117-37	218	1.86	54	480	.342	7	0.06	6	0.05	34	0.29	20	126	146	1.25	8	307	2.62

HALL OF CHAMPIONS INDUCTEES



Kim Hudson
Class of 1994



Jill Myatt
Class of 1996



Julie Myatt
Class of 1996



Sandy Callahan
Class of 1999



Eve Posey
Class of 2004



Carol Pereira
Class of 2006



Cristina Pereira
Class of 2006



Sarah Butler
Class of 2007



Debbie Hendricks
Class of 2009



Shannon Stroud
Class of 2009



Kendra Morgan
Class of 2014



Jess Anne Fernandes
Class of 2017



Katie Rickwartz
Class of 2019



Tony Graystone
Class of 2022



Laura Prinsen
Class of 2022

NCAA DIVISION II NATIONAL CHAMPIONS (1990, 1991, 1997, 2022)

WTAMU HALL OF CHAMPIONS**1987**

Al Baggett
Price Brookfield
Sam Burton
George Ray Colvin
Ben Collins
Lwood Dow
Joed Forbus
Joe Fortenberry
Pat Gerald
Floyd Golden
Mitchell Jones
Clifford Keith
Delbert Lowres
Gus Miller
Odus Mitchell
Putt Powell
Larry Sanders
Ernest Schur
Pete Shotwell
Elvis "Heck" Ward
Foster Watkins

1988

Terry Adolph
Johny Ayers
Cloyde Box
Hatcher Brown
Troy Burrus
Maurice Cheeks
Tommy Coffey
Bill Cross
Corky Dawson
Simmie Hill
Joe Kerbel
Frank Kimbrough
Jerry Don Logan
J.W. Malone
Gene Mayfield
Eugene "Mercury" Morris
"Pistol" Pete Pedro
Jesse Powell
Jerry Richardson
Bo Robinson
James Scott
Allen Simpson
Dave Szymakowski
Duane Thomas
Butch Walterschild
Charles Wright

1989

Tom Airhart
Jerry Behrens
Lawrence Brotherton
Grady Burson
Milt Fitts
Buck Garrett
Clark Johnson
Leon Manley
Ronald Mills
Borden Price

1990

Jim Campbell
Dory Funk, Jr.
Merry Johnson-Byers
Metz LaFollette
Bob Petrich
Scottie Pierce
Gail Simpson
Burl Wood
Earl Wood
Phillip Wright

1991

Carl Brown
Austell Burrus
Charlie Daves
Steve Haterius

1992

Woody Gilliland
Royce Hillman
Rhonda Kimbrough
Joe Meaker

1993

Warren Hasse
Tod Mayfield
Weldon Trice
Vanessa Wells Thibert

1994

Carl Birdsong
Kim Hudson
Megan Kinen Morton
Reggie McElroy

1995

Eddie Conner
Roy Lee Dunn
David Kent
Von Tucker Sims

1996

Jill Myatt McDonald
Julie Myatt O'Dell
Reggie Ramey
Ollie Ross

1997

Stan Carraway
Terry Funk
Allene Stovall
Teresa Tinner

1998

Alex Hale
Bob Kelley
Angela Seay Land
Bruce Wyre

1999

Charles Byrd
Sandy Callahan
Danny Cazalas
Joe Hayes

2000

Raymond Brown
Henry Fields
David Gasser
Spencer "Hank" Washington

2001

Ronnie Mankin
Mike Mitchell
Jeff Nunn
Frank Stockman

2002

Dale Blaut
Charles Kitchens
Douglas Kriewald
Bruce Womack

2003

J.R. Compton
Joesph Kemel
Natasha Taylor
Bill Yung

2004

Boyce Box
Hubert "Cuby" Kitchens
Eve Posey
John Varnell

2005

Alondra Johnson
Bob Kitchens
Renee Leurs-Gillispie
Julie Saylor Young

2006

Ana Carolina "Carol" Pereira
Ana Cristina "Tita" Pereira
Bobby Kleincecke
Scotte Doores
Ralph Davis

2007

Sarah Butler-Carthel
Martin Lattibeaudiere
Charley Sanders
Bob R. Sloan

2008

Davy Arnaud
Leona Gerber
Ray Franks
DeWayne Miles

2009

Joe Brooks
David Cole
Charles "Shorty" Halbert
Debbie Hendricks
James Morton
Shannon Stroud-Cavalier
Dennis Walling

2010

Kathy Clutterbuck-Nor
Rok Ekker
Myrl and Earl Goodwin
Roy Lee "Sammy" Malone
Eddie Meyer
Bob Sine
Mallory Vestal

2011

Beau Brown
Nay Hale
Ed Harris
Mickey Matthews
Jim Reid
Bob Schneider

2012

Damien Lolar
Don Patterson
Sarit Shenar
James Marvin Smith
Celeste Stevenson
Chaun Thompson

2013

Rebekah Bachman
Dalton Bell
Ray Burrus
Dave Corley
William Fifer
Pat McDonald

2014

Emily Brister
Jared Brock
Charly Martin
Kendra Morgan Potts

2015

Brad Bailey
Tyler Cooper
Dr. Russell C. Long
Brandi Green-Malveaux
Lanny Phillips
Harold Stuart

2016

Anthony Armstrong
Lori Deshields Davis
Keith Null
Mike Ohm
Marvin Self
Mike Wartes

2017

Jerry Boeka
Jess Anne Fernandes
John Hasse
Kim LeComte
Jerry Simmons
David Willis

2018

Grady Benton
Ben Hangartner
Matthew Madison
Katie Rickwartz
Ralph Anderson
Mary Ann Hill

2019

Rick Cooper
Dylan James
Alyssa Lemos
Randy Matthews
Arthur & Lela Mae Stovall
Holly Troth
Dustin Vaughan


2021

Brad Stark
Tim Dubrulle
Renee Erwin
Paul Hart
Emma Love
Mickey Piersall
Chontiquah White

2022

Seb Furness
Tony Graystone
Rita Hokianga
Glory Jangthongsiri
Marshall Kasowski
Dr. J Patrick O'Brien
Laura Prinsen
Eugene Sims
Libby Strickland

LADY BUFF VOLLEYBALL



#1 Emma Becker
5-9 | OH | Sophomore
Liberty, Texas



#2 Zahria Parker
5-6 | DS/L | Redshirt-Sophomore
Austin, Texas



#3 Piper Warren
5-6 | DS | Senior
Amarillo, Texas



#4 Taytum Stow
6-3 | MB | Sophomore
Hereford, Texas



#5 Ashlyn Vinyard
5-11 | OH | Junior
Amarillo, Texas



#9 Ainsley Malis
5-7 | S | Senior
Tucson, Ariz.



#10 Camy Jones
5-10 | OH | Junior
Portland, Texas



#11 Kelsey Carpenter
6-2 | OH | Junior
Midlothian, Texas



#12 Ainsley Meissner
6-2 | MB/OH | Junior
Austin, Texas



#13 Brynne Wright
5-11 | OH | Junior
Austin, Texas




#14 Blair Moreland
5-11 | S/OH | Junior
Katy, Texas



#15 Bryli Contreras
5-7 | DS | Junior
Canyon, Texas



#17 Riess Griffith
6-0 | OH | Freshman
Texas



#19 Angelina Oliver
6-0 | MB | Junior
Albuquerque, N.M.



#20 Charlotte McClintock
6-2 | MB | Freshman
Houston, Texas



#21 Carly Evetts
6-2 | MB | Senior
Canyon, Texas



#23 Aubrey Wheelock
5-10 | OH | Freshman
Spring Branch, Texas



#25 Emma Patterson
5-5 | DS/L | Sophomore
Amarillo, Texas



#26 Rylie Barnett
5-10 | OH | Freshman
Mission, Texas



#31 Torrey Miller
5-11 | OH | Junior
Brownwood, Texas



#33 Haylee Hurtado
5-10 | OH | Freshman
Castroville, Texas

NCAA DIVISION II NATIONAL CHAMPIONS (1990, 1991, 1997, 2022)

2023 SCHEDULE

- 9.1 EAST CENTRAL
- 9.1 ADAMS STATE
- 9.2 ST. MARY'S
- 9.2 DAVENPORT
- 9.8 LEWIS
- 9.8 MSU DENVER
- 9.9 TBD
- 9.9 TBD
- 9.14 TEXAS A&M INTERNATIONAL
- 9.15 DBU
- 9.16 UT TYLER
- 9.22 DBU
- 9.23 UT TYLER
- 9.29 ST. EDWARD'S
- 9.30 ST. MARY'S
- 10.6 ANGELO STATE
- 10.7 UT PERMIAN BASIN
- 10.13 MIDWESTERN STATE
- 10.14 TEXAS WOMAN'S
- 10.17 SOUTHWESTERN OKLAHOMA STATE
- 10.20 UAFS
- 10.21 OKLAHOMA CHRISTIAN
- 10.25 LUBBOCK CHRISTIAN
- 10.28 EASTERN NEW MEXICO
- 11.1 CAMERON
- 11.3 WESTERN NEW MEXICO
- 11.10 TEXAS A&M-KINGSVILLE
- 11.11 TEXAS A&M INTERNATIONAL

