

Main links: [Title page](#) [Introduction & guides](#) [INDEXES](#) [chapters](#) & [genera](#) [Open PDF printout of this file](#)

Salticidae (Araneae) genera of the world - an atlas
(unfinished manuscript)

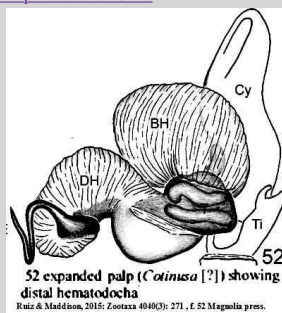
by Jerzy Prószyński

Professor Emeritus, Museum and Institute of Zoology, Polish Academy of Sciences,
ul. Wilcza 63, 00-679 Warsaw, POLAND

e-mail: jerzy.proszynski@wp.pl

Chapter 24
EUOPHRYINES

informal group of genera
Version July 11th, 2020




symbol of the supragroup EUOPHRYOIDA

Composition and searching on this page (extant and fossil genera are included): Type genus [Euophrys](#).

[Admestina](#) [Agobardus](#) [Allolecta](#) [Amphidraus](#) [Anasaitis](#) [Antillattus](#), [Araneotanna](#) [Aruattus](#), [Asaphobelis](#), [Ascyltus](#) [Athamas](#) [Barraina](#) [Bathippus](#) [Bathippus-Parabathippus](#) [Belliena](#), [Bindax](#) [Bulolia](#) [Bythocrotus](#) [Canama](#) [Caribattus](#) [Chalcolemia](#) [Chalcoscirtus](#) [Chalcotropis](#) [Chapoda](#) [Charippus](#) [Cheliferoides](#), [Chinophrys](#) [Chloridusa](#) [Cobanus](#), [Colyttus](#) [Commoris](#) [Compsodecta](#) [Corticattus](#) [Coryphasia](#) [Corythalia](#) [Cytaea](#), [Descanso](#) [Dinattus](#) [Donoessus](#) [Echeclus](#) [Ecuadattus](#), [Efate](#), [Emathis](#), [Ergane](#), [Euophrys](#) [Euryattus](#), [Featheroides](#), [Foliabitus](#), [Frewena](#), [Gen\[Jau 34\]](#) [Hasarina](#), [Hypoblemum](#) [Ilargus](#) [Jotus](#) [Junxattus](#), [Lagnus](#), [Lakarobius](#), [Laufeia](#), [Lechia](#) [Lepidemathis](#), [Leptathamas](#), [Lophostica](#), [Lycidas](#), [Mabellina](#) [Maeota](#) [Maeotella](#) [Magyarus](#), [Maileus](#), [Margaromma](#), [Margaromma](#) [misplaced](#) [Mexigonus](#) [Microhasarius](#) [Mopiopia](#), [Muziris](#), [Naphrys](#), [Nebriidia](#), [Neon](#) [Neonella](#) [Nicylla](#), [Ocnotelus](#) [Opisthoncana](#) [Orcevia](#) [Panysinus](#) [Parabathippus](#) [Paraharmochirus](#), [Parvattus](#) [Pensacola](#) [Pensacolops](#) [Petemathis](#) [Phasmolia](#) [Popcornella](#), [Pristobaesus](#) (syn. [Palpelius](#)), [Prostheclina](#), [Pseudemathis](#) [Pseudeuophrys](#), [Pseudosynagelides](#), [Pystira](#) [Rhyphelia](#), [Rumburak](#) [Saaristattus](#), [Saitidops](#), [Saitis](#), [Saitissus](#) [Salpesia](#), [Saphrys](#), [Semnolius](#), [Servaea](#) [Sidusa](#), [Sigytes](#) [Siloca](#), [Soesilarishius](#), [Spilargis](#), [Stoidis](#), [Talavera](#), [Tanzania](#), [Tarodes](#), [Tatari](#) [Thiania](#), [Thianitara](#) [Thorelliola](#) [Thyenula](#) [Tisaniba](#) [Truncattus](#), [Tylogonus](#) [Udvardya](#), [Variratina](#), [Viribestus](#), [Viroqua](#), [Wallaba](#) [Xenocytaea](#) [Yimbulunga](#), [Zabkattus](#), [Zenodorus](#).

Exemplary representatives of the group



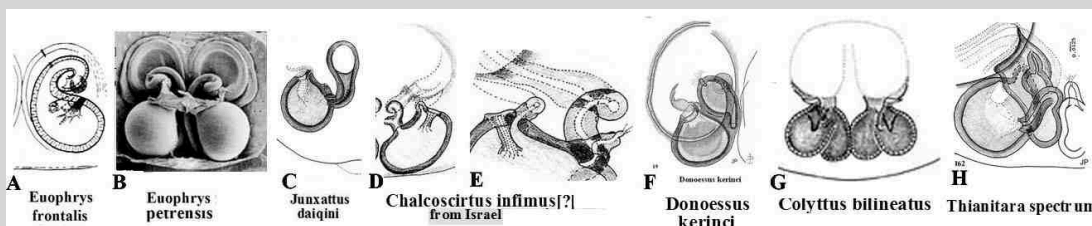
Euophrys frontalis. A - palps, A - epigyne, C-D - internal structure, B - epigyne, E - male: anterior, lateral and dorsal views, E - female: anterior, lateral and dorsal views. Source: Upper row - © Photo A. Henrard, lower row: © Photo M. Schäfer, from Prószyński, J., Lissner, J. & Schäfer, M. (2018). *Ecologica Montenegrina* 18: 26-74. All ©copyrights are retained by the original authors and copyright holders, used by their courtesy.

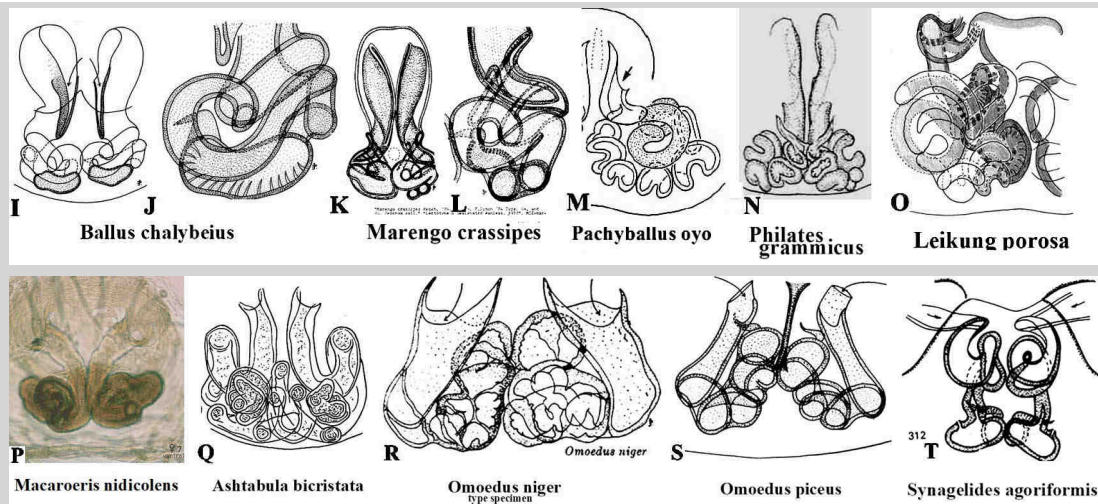
INTRODUCTION to and DIVERSITY of EUOPHRYINES

informal GROUP OF GENERA

See more at [Euophryinae clas-0-Q+M](#)

COMMENT: Former subfamily Euophryinae, defined by its very peculiar male palps and containing well over 1000 species, appeared inconvenient to handle because of its size, so I propose to subdivide it, mainly for convenience sake. Morphological structures providing basis for subdivision into groups of genera BALLINES, EUODENINES and EUOPHRYINES can be internal structures of epigyne, sufficiently stable within each group of genera, but simultaneously diversified enough to help in identification of genera and in some cases even species. Usage of spermathecae, ducts and other other details for diagnostic purposes require proper methods of preparation (clearing soft tissues, staining in Chlorazol Black E of not sclerotized parts, mounting in temporary slides, after that storage in microvials with the specimen they have been removed from) examination under compound microscope and proper photographic and drawing documentation. For inexplicable reasons, usage of these methods was boycotted by some researchers and, if documentation was produced, results were often falsified by purposeful diagramming, or by poor quality of drawings.





Spermathecae as criterion of tentative subdivision of informal supra group EUOPHRYOIDEA into groups of genera.

EUOPHRYINES: A - *Euophrys frontalis*, B - *Euophrys petrensis*, C - *Junxuattus daiqini*, D-E - *Chalcoscirtus infimus*[?] from Israel, F - *Donoessus kerinci*, G - *Colytus bilineatus*, H - *Thianitara spectrum*.

BALLINES: I-J - *Ballus chalybeius*, K-L - *Marengo crassipes*, M - *Pachyballus oyo*, N - *Philates grammicus*, O - *Leikung porosa*.

EUODENINES: P - *Macaroeris nidicolens*, Q - *Ashtabula bicristata*, R - *Omoedus niger*, S - *Omoedus piceus*, T - *Synagelides agoriformis*.

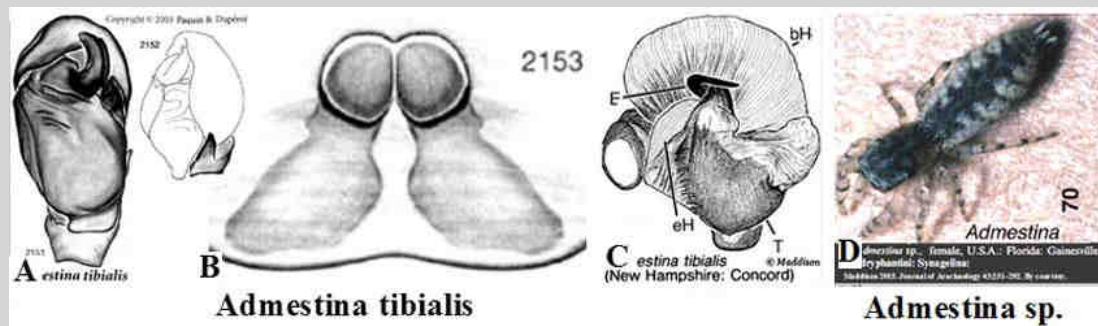
SOURCES: are shown below main drawings on each of the mentioned pages. All ©copyrights are retained by the original authors and copyright holders, used by their courtesy.

Similarities of informal group of genera **DENDRYPHANTINES** to EUOPHRYINES are limited to some details of the palpal organ and of internal structure of epigyne but are not obvious, and therefore are only tentative. The same, but to even lesser degree, concerns **AEURILLINES**.

Gen. *Admestina* Peckham & Peckham, 1888

Type species *Maevia tibialis* C. L. Koch, 1846 (3 recognizable species).

See more species at [Admestina -Q+M](#)



A-C - *Admestina tibialis*, D- *Admestina* sp.

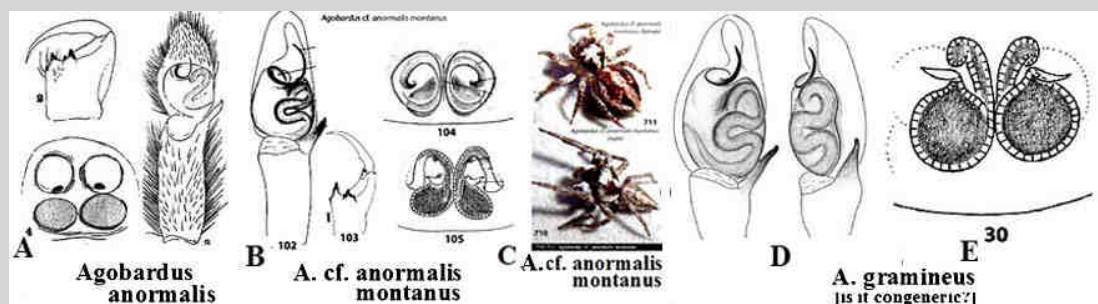
SOURCE: A-B - Paquin P., Duperré N. 2003. Fabries, Suppl. 11: 193, figs 2151-2153, C - Maddison 2015. Journal of Arachnology. 43:231-292, f. 70m A3 - Maddison W.P. 1996. Bulletin of the Museum of Comparative Zoology 154 (4): 226, 239, fig. 30. All ©copyrights are retained by the original authors and copyright holders, used by their courtesy.

Gen. *Agobardus* Keyserling, 1884[1885]

Type species *Agobardus anormalis* Keyserling, 1885 (14 recognizable species).

See more species at [Agobardus-Q+M](#)

ATTENTION: Transfers of 3 species to *Agobardus*: *A. cubanus*, *A. minutus* and *A. modesta* by Zhang J., Maddison 2015. Zootaxa 3938 (1): 18 not accepted here because of lack of diagnostic documentation.



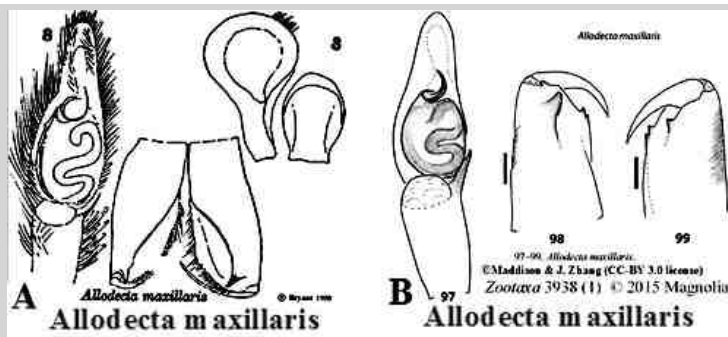
A- *Agobardus anormalis*, B-C- *Agobardus cf. anormalis montanus*, D-E - *Agobardus gramineus* [is it congeneric?].

SOURCE: A - Bryant 1943. Bulletin of the Museum of Comparative Zoology 92 (9): 452, plate 1, figs 1-4, A4-A7 - Zhang J., Maddison Zootaxa: 2015; 3476: 7-8, f 21-30 and 2012: 3476: 1-54 3938(1): 49, f. 100-105, 710-71 © Magnolia Press. All ©copyrights are retained by the original authors and copyright holders, used by their courtesy.

Gen. *Allodecta* Bryant, 1950

Type species *Allodecta maxillar* Bryant, 1950 (1 recognizable species).

See more species at [Allodecta-Q+M](#)

A-B - *Allodecta maxillaris*.

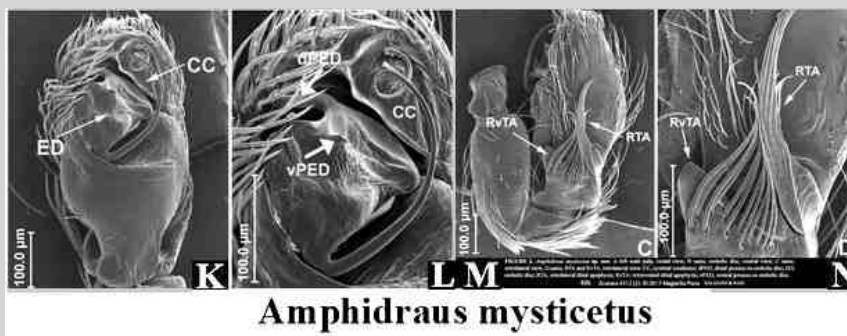
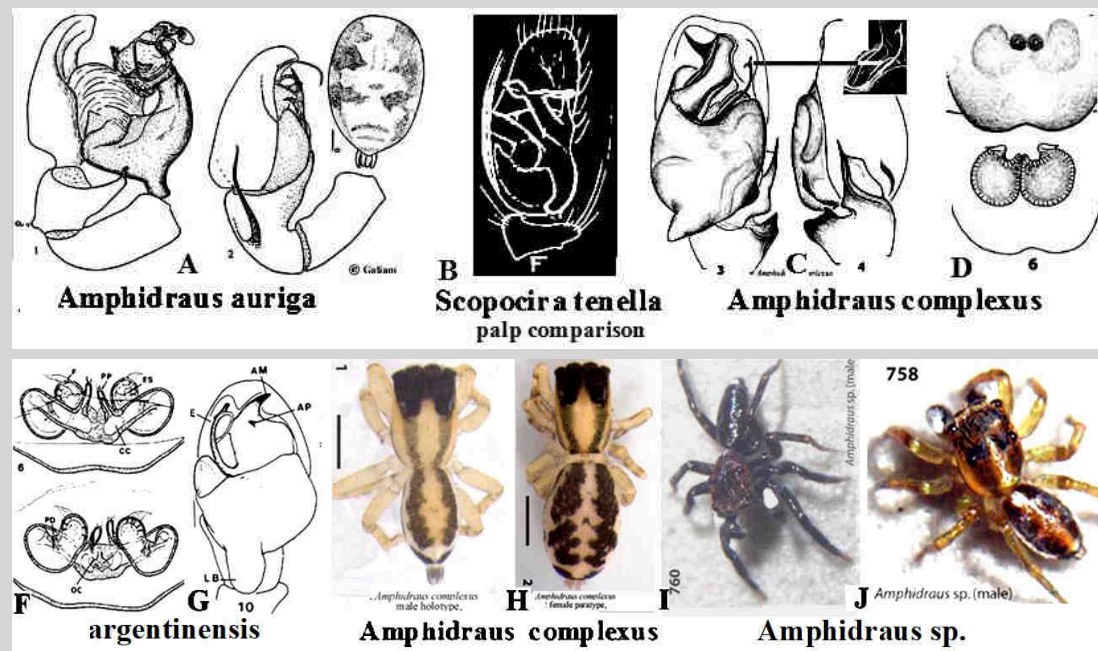
SOURCE : A - Bryant 1950. Bulletin of the Museum of Comparative Zoology 103: 167, f. 1, 3, 8, B - ©Zhang J., Maddison 2015: Zootaxa 3938 (1). © Magnolia Press. All ©copyrights are retained by the original authors and copyright holders, used by their courtesy.

Gen. *Amphidraus* Simon, 1900

Type species *Amphidraus auriga* Simon, 1900 (4 recognizable species).

See more species at [Amphidraus-Q+M](#)

REMARK. Wholesale merging of genera *Nebidia* and *Amphidraus*, proposed by Zhang & Maddison 2015: 22-23 without taxonomic revision, is not acceptable because of insufficient diagnostic documentation available and unresolved diversity of part of species.



A - *Amphidraus auriga*, B - *Scapocira tenella* for palp comparison, C-D, H-J - *Amphidraus complexus*, F-G - *Amphidraus argentinensis*, I-J - *Amphidraus* sp. K-L - *Amphidraus mysticetus*.


SOURCE: A-B - Galiano 1963b: 289-290, t. 4, f. 6-7 & 440, pl. XXXVI, f. 10, F-G - Galiano 1997. Physis, Ser. C, 53 (124-125): 33-36, figs 1-11, C-D, H-J - Zhang J., Maddison 2012. Zootaxa 3578: 2-3, f. 1-6, © Magnolia Press, ©Zhang J., Maddison 2015: Zootaxa 3938 (1). f. 758, 760. © Magnolia Press. K-L - Salgado & Ruiz, 2017. Zootaxa 4312(3): 404, f. 2, 3 A-D. © Magnolia Press. All ©copyrights are retained by the original authors and copyright holders, used by their courtesy.

Gen. *Anasaitis* Bryant, 1950

Type species *Prostheclina morgani* Peckham & Peckham, 1901 (10 recognizable species).

See more species at [Anasaitis-Q+M](#)

ATTENTION: Transfers of 6 species to *Anasaitis* by Zhang J., Maddison 2015. Zootaxa 3938 (1): 15, not documented by genital drawings, are not accepted here, transfers with inadequate documentation (that is without documentation of palps and epigyne), are placed provisionally, pending complementing in the future.



A - *Anasaitis morgani*, B-C, I - *Anasaitis laxa*, E-G - *Anasaitis cf. canalis*, H - *Anasaitis cf. locuples*.

SOURCE. A - Peckham & Peckham, 1901c. Proceedings of the Zoological Society of London., 1901 (2): 13, t 4, f 9-d., A21-A23, B-D - © Zhang J., Maddison 2012. Zootaxa 3476: 19-21, f 80-89 + 2015: Zootaxa 3938(1): 15, Figs 15–18 + 660–666. © Magnolia Press. All copyrights are retained by the original authors and copyright holders, used by their courtesy.

Gen. *Antillattus* Bryant, 1943.

Type species *Antillattus gracilis* Bryant, 1943 (7 recognizable species)

See more species at [Antillattus-Q+M](#)

ATTENTION: Transfers of 6 species to *Antillattus* by Zhang J., Maddison 2015. Zootaxa 3938 (1): 15, without documentation of drawings of palps and epigyne, are not accepted here.



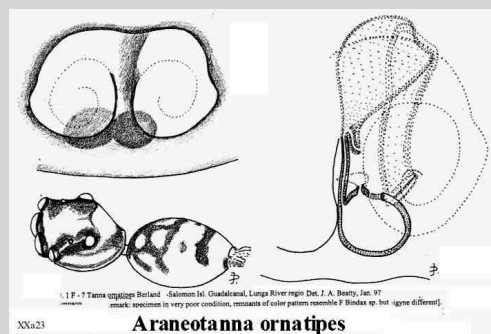
A-C - *Antillattus gracilis*, D - *Antillattus cambridgei*.

SOURCE. A - Bryant 1943: *Bulletin of the Museum of Comparative Zoology* 92 (9): 461, t 2, f 14, 18, 20, B-D - © Zhang J., Maddison 2015: Zootaxa 3938 (1): 16, f 686-687, 688. © Magnolia Press.. All copyrights are retained by the original authors and copyright holders, used by their courtesy.

Gen. *Araneotanna* Özdikmen & Kury, 2006

Type species *Tanna ornatipes* Berland, 1938 = *Araneotanna ornatipes* (Berland, 1938) (1 recognizable species).

See more species at [Araneotanna-Q+M](#)



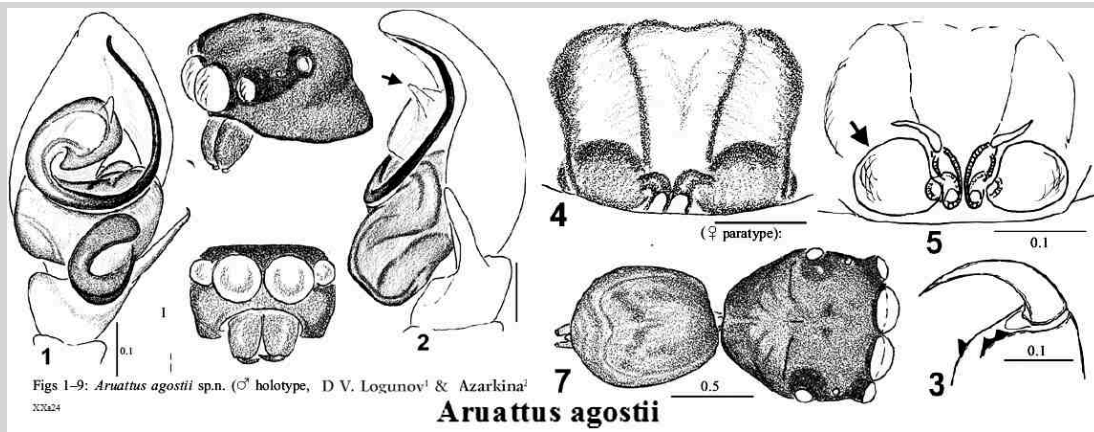
Araneotanna ornatipes.

SOURCE. Prószyński, Internet. Det. J. A. Beatty. All copyrights are retained by the original authors and copyright holders, used by their courtesy.

Gen. *Aruattus* Logunov, Azarkina, 2008

Type species *Aruattus agostii* Logunov & Azarkina, 2008 (1 recognizable species).

See more species at [Aruattus-Q+M](#)

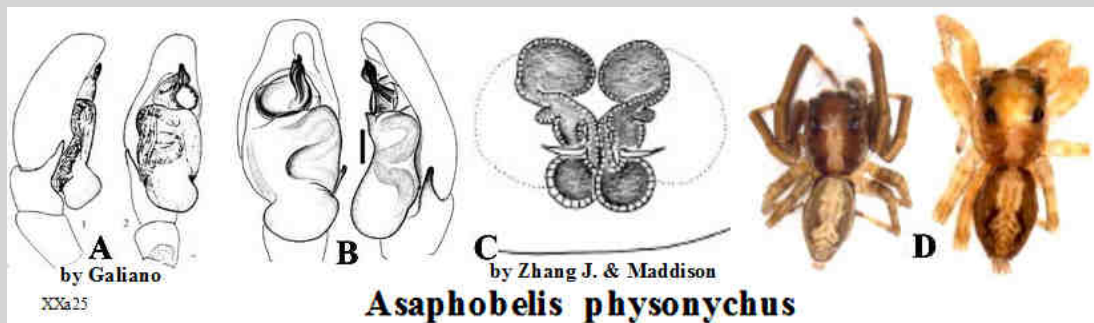
*Aruattus agostii*.

SOURCE: Logunov & Azarkina, 2008. *Arthropoda Selecta* 2008: 112, f. 1-9. All copyrights are retained by the original authors and copyright holders, used by their courtesy. All copyrights are retained by the original authors and copyright holders, used by their courtesy.

Gen. *Asaphobelis* Simon, 1902

Type species *Asaphobelis physonychus* Simon, 1902 (1 recognizable species).

See more species at [. Asaphobelis-Q](#)

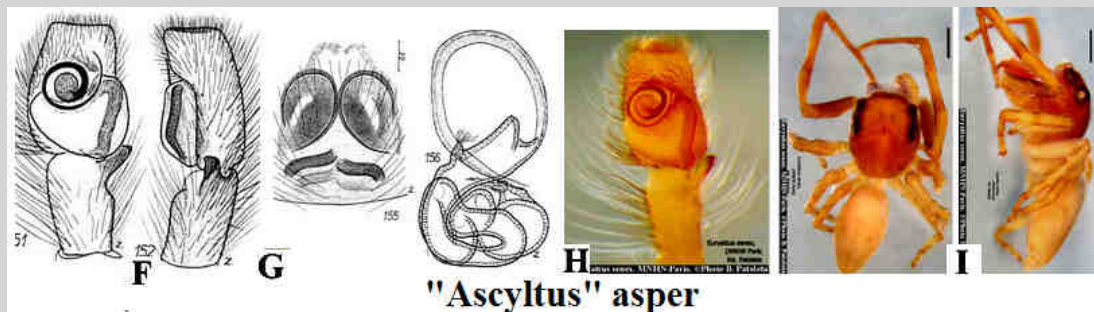
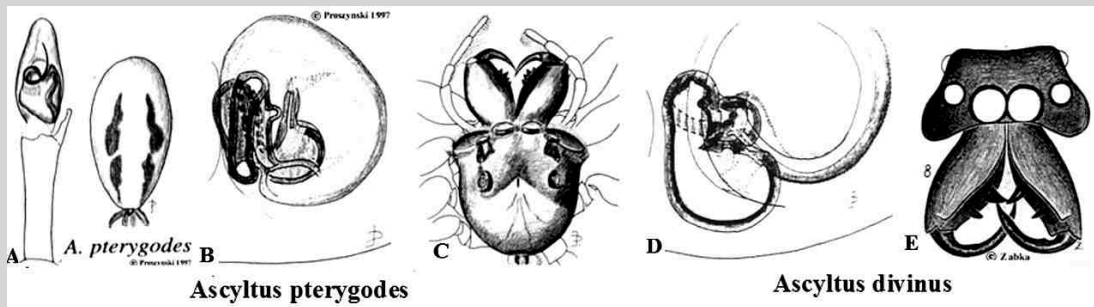
*Asaphobelis physonychus* Simon, 1902.

SOURCE: Galiano 1963b. *Physis*, 23 (66): 296-298, t. 8, ff. 1-4, and - Zhang J., Maddison 2015: *Zootaxa* 3938 (1): 223, f 228-235. © Magnolia Press. All copyrights are retained by the original authors and copyright holders, used by their courtesy.

Gen. *Asclytus* Karsch, 1878

Type species *Hyllus pterygodes* L. Koch, 1865 = *Asclytus pterygodes* (L. Koch, 1865) (6 recognizable species).

See more species at [Asclytus-Q+M](#)

A-C - *Asclytus pterygodes* (L. Koch, 1865), D-E - *Asclytus divinus* Karsch, 1878, F-I - "*Asclytus*" [temporarily!] *asper*.

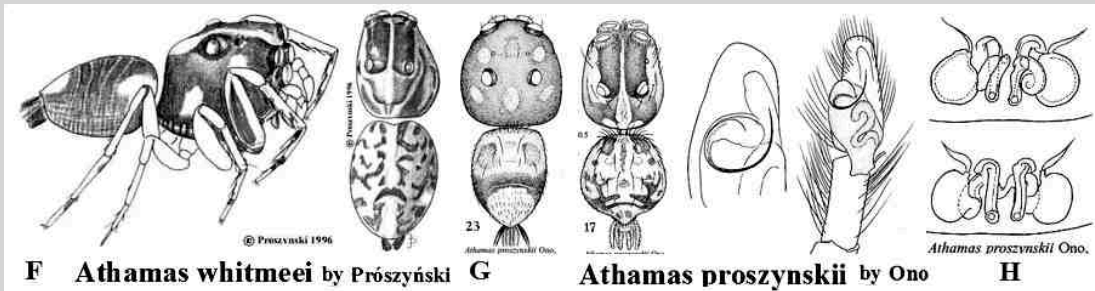

SOURCE: A-D - Prószyński in: Berry, Beatty, Prószyński 1997. *Journal of Arachnology* 25 (2): 112-114, f. 3, 14, 15, 17-20 & 1, 4, 7, 9, 10, 11, D-E - Zabka 1988b. *Annales Zoologici*, 41(14): 424-427, ff. 1-9. All copyrights are retained by the original authors and copyright holders, used by their courtesy.

COMMENT: Palp [straight course of spermophor!] and internal structure of epigyne "*Asclytus*" [temporarily!] *asper* resemble BALLINES, which, however, is not supported by general body appearance. Placement provisional.

Gen. *Athamas* Pickard-Cambridge O., 1877

Type species *Athamas whitmei* O. Pickard-Cambridge, 1877 (8 recognizable species).

See more species at [Athamas-Q+M](#)



A-F - *Athamas whitmei*, B-C - *Athamas proszynskii*.

SOURCE. A-F - Berry, Beatty, Prószyński 1996: *Journal of Arachnology* 217, figs 1-17, G-F - Ono 2011. © *Bulletin of the National Museum of Nature and Science Tokyo* (A) , 37(4): 190-193, f 17-28. . All ©copyrights are retained by the original authors and copyright holders, used by their courtesy.

ATTENTION: white spots and dots pattern on cephalothorax and abdomen are yellow in specimens kept in alcohol for a few years only. Color pattern and eyes arrangement comparable with *Leptathamas paradoxus*.

Gen. *Barraina* Richardson, 2013

Type species *Barraina anfracta* Richardson, 2013 (1 recognizable)
See more species at [. Barraina-Q+M](#)



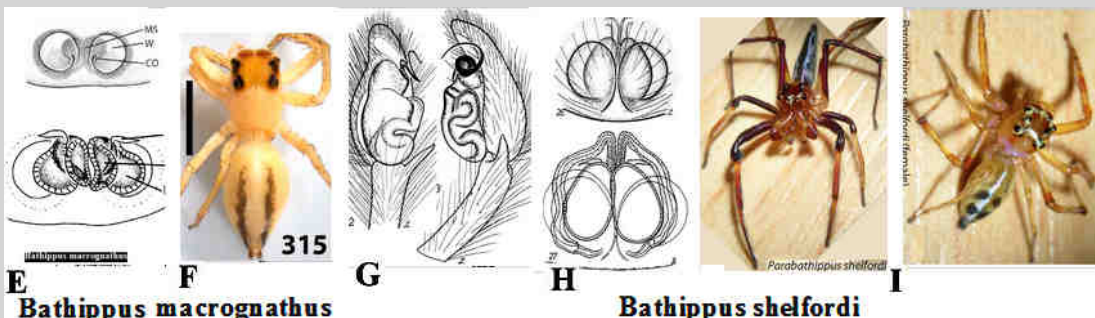
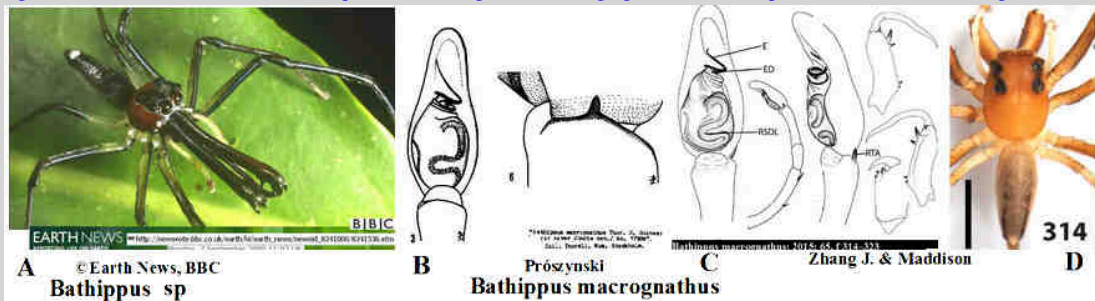
A-E - *Barraina anfracta*: palp, epigyne, photographs of epigyne (waxy stoppers blocking windows), palps and lateral view of body.
SOURCE. A-E - Richardson 2013. *Zootaxa* 3716 (3): 463-466, f 10-17. © 2013 Magnolia Press. All ©copyrights are retained by the original authors and copyright holders, used by their courtesy.

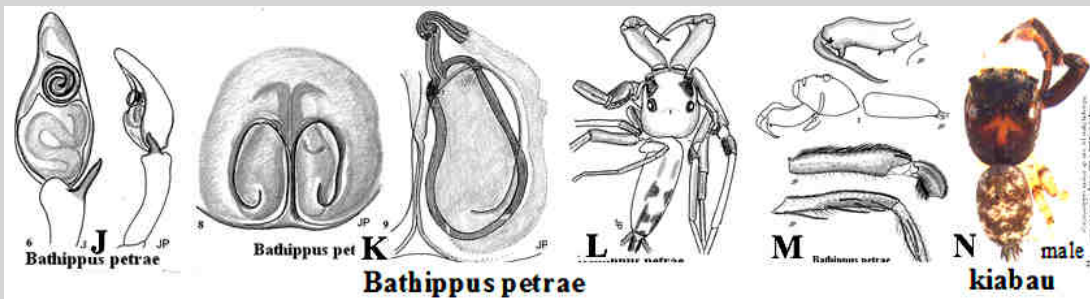
**Gen. *Bathippus* Thorell, 1892
& Gen. "*Parabathippus*" Zhang & Maddison, 2012**

Type species *Bathippus macrognathus* (Thorell, 1881) and "*Parabathippus shelfordi*" (Peckham & Peckham, 1907) (18 & 10 recognizable species).

See more species at [Bathippus-Q+M](#) & [Parabathippus-Q+M](#)

REMARK. *Bathippus* calls attention by enormously elongate chelicerae, placement of some long-chelicered species in *Parabathippus*, together with short-chelicered ones, requires rethinking and checking again the most important characters in both genera.





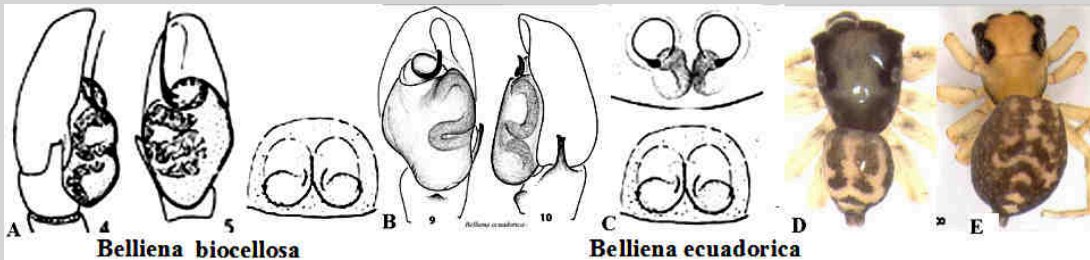
A - *Bathippus* sp., B - *Bathippus macronathus*, C-D - same, by Zhang, Maddison 2015 [male with medium long chelicerae], E-F - *Bathippus macronathus* [female], G-I - *Bathippus shelfordi* (male, female), J-M - *Bathippus petrae*, N - "*Parabathippus*" *kiabau* (male!).

SOURCE. A - ©Earth News, BBC, NH Unit, B - Prószyński 1984c Atlas ... : Atlas ... 10, C-D- Zhang, Maddison 2015, Zootaxa 3938 (1) : 65, f 314–323. © 2015 Magnolia Press., G-H - Żabka M. 1988b. Annales Zoologici, 41 (14): 431-432, ff. 22-28, J-M - Prószyński & Deeleman-Reinhold, 2012: Arthropoda Selecta 21(1): 32, f 1-9, N - Zhang J., Maddison 2012. Zootaxa: 3581: 67, f 61–65. . All ©copyrights are retained by the original authors and copyright holders, used by their courtesy.

Gen. *Bellienna* Simon, 1902

Type species *Bellienna biocellosa* Simon, 1902 (4 recognizable species).

See more species at [Bellienna -Q+M](#)



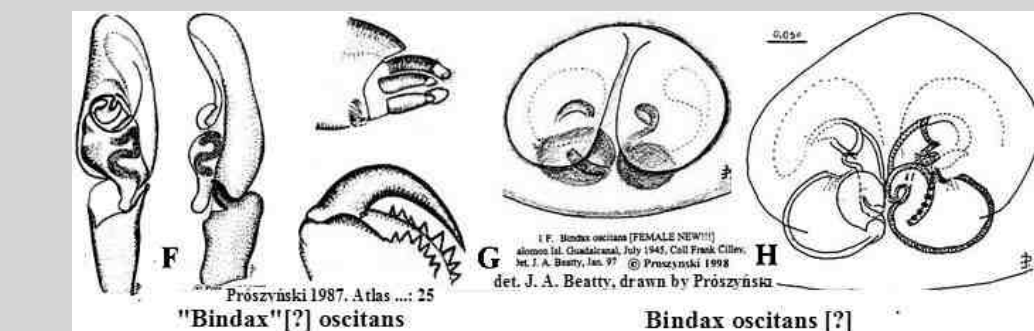
A - *Bellienna biocellosa*, B-E - *Bellienna ecuadorica*.

SOURCE. A - Galiano 1963b. Physis, 23 (66): 308-309, t. 11, ff. 3-6, B-E - Zhang J., Maddison 2012. Zhang J., Maddison 2012 Zootaxa 3578: 4, f 7–13. All ©copyrights are retained by the original authors and copyright holders, used by their courtesy.

Gen. *Bindax* Thorell, 1892

Type species *Bindax chalcocephalus* (Thorell, 1877) (2 recognizable species).

See more species at [Bindax-Q+M](#)



A - *Bindax chalcocephalus*, B-E - *Bindax chalcocephalus* (male & female SE. Sulawesi, Sampara.: 40km W. of Kendari, secondary forest, 12 August 1980) F - "*Bindax*"[?] *oscitans*: Prószyński 1987. Atlas ... : 25, G-H - "*Bindax*"[?] *oscitans* (new female, det. by J. A. Beatty, det. J. A. Beatty, drawn by Prószyński 2003b Internet (for J.A. Beatty).

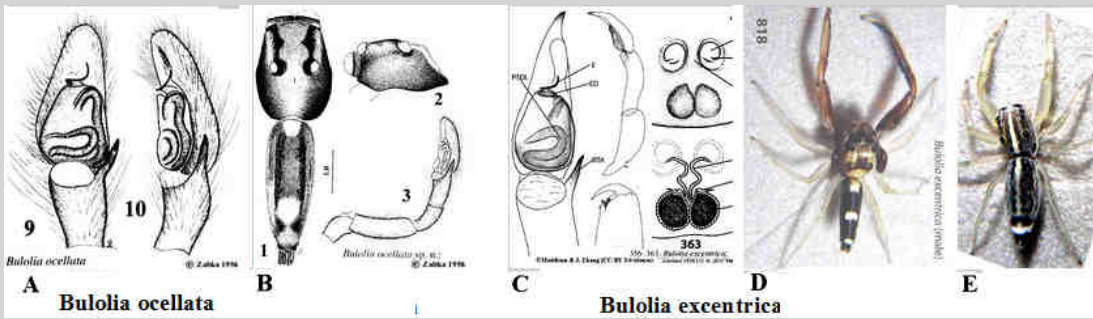
SOURCE. A, F - Prószyński 1984c Atlas ... : Atlas ... : 15, 25, B-E - ©Photo C.L. Deeleman, -G-H - Prószyński 2003b Internet (for J.A. Beatty). . All ©copyrights are retained by the original authors and copyright holders, used by their courtesy.

COMMENT: Epigyne of new female of "*Bindax*"[?] *oscitans* [?] from Guadalcanal (det. J. A. Beatty) differs so strongly from the type species of the genus *Bindax* - *Bindax chalcocephalus* from Sulawesi that it cannot be congeneric. Pending further research.

Gen. *Bulolia* Żabka, 1996

Type species *Bulolia ocellata* Żabka, 1996 (2 recognizable species).

See more species at [Bulolia-Q+M](#)



Bulolia cf. excentrica ©Photo T. Szuts 2003

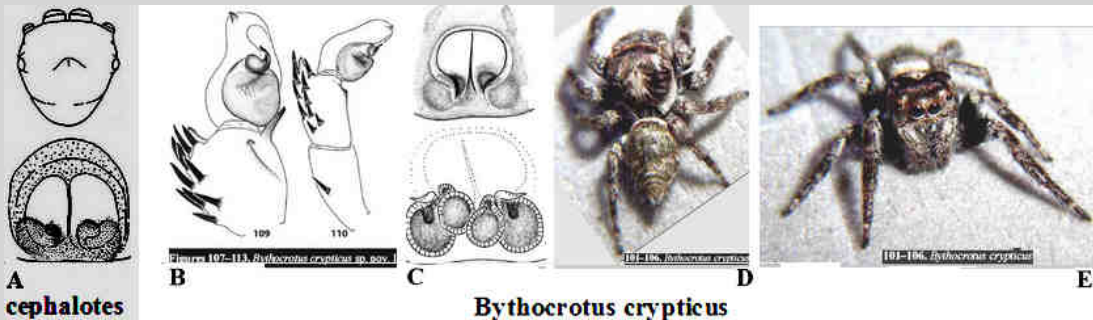
A-B - *Bulolia ocellata*, C-E - *Bulolia excentrica* (D - male, F - female), F-H - *Bulolia cf. excentrica*.

SOURCE. A-B - Żabka 1996. Rev. Suis. Zool., vol. hors serie: 702-704, figs 1-3, 9-10, C-E - ©Zhang J., Maddison 2015: Zootaxa 3938 (1): 27, f 356-363, 818-819. © Magnolia Press, F-H - ©Photo T. Szuts 2003. All ©copyrights are retained by the original authors and copyright holders, used by their courtesy.

Gen. *Bythocrotus* Simon, 1903

Type species *Mogrus cephalotes* Simon, 1888b: 204 (immature) =? *Bythocrotus cephalotes* (Simon, 1888) (2 recognizable species).

See more species at [Bythocrotus-Q+M](#)



Bythocrotus crypticus

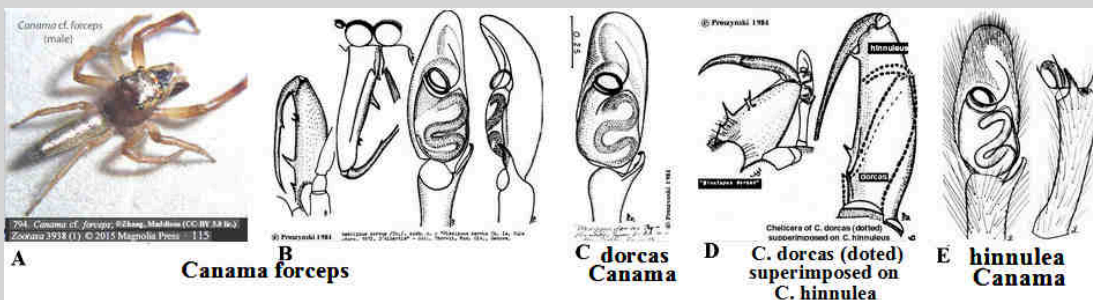
A - *Bythocrotus cephalotes*, B-E - *Bythocrotus crypticus*.

SOURCE. A - Galiano 1963b. Physis, 23 (66): 316, t. 11, ff. 9-10, B-E - Zhang J., Maddison, 2012 Zootaxa 3476: 23-25, f 101-113. ©Magnolia Press. All ©copyrights are retained by the original authors and copyright holders, used by their courtesy.

Gen. *Canama* Simon, 1903

Type species *Salticus forceps* Doleschall, 1859 = *Canama forceps* (Doleschall, 1859) (5 recognizable species).


See more species at [Canama-Q+M](#)



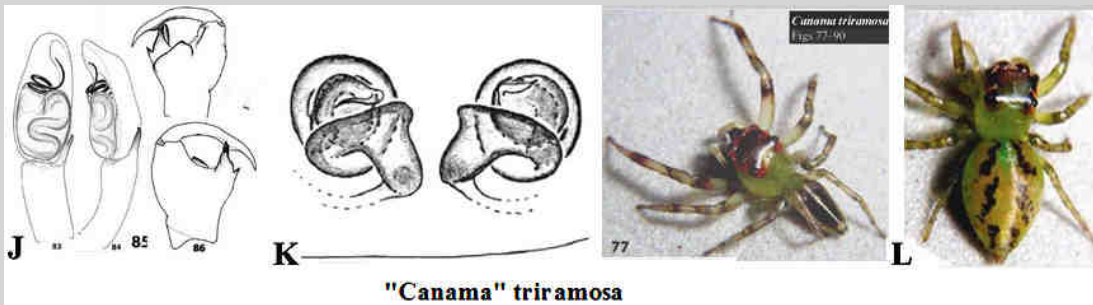
Canama forceps

Canama dorcas

Canama hinnulea



"Canama" [?] extranea



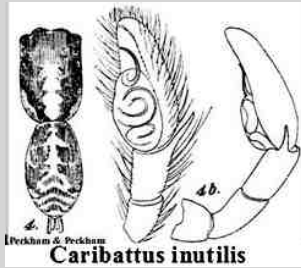
"Canama" triramosa

A-B - *Canama forceps*, C - *Canama dorcas*, D - comparison of chelicerae of *Canama dorcas* (dotted) superimposed on *C. hinnulea*, E - *Canama hinnulea*, F-I - "*Canama*" [?] *extranea* (female seems to be mismatched?), J-L - "*Canama*" *triramosa*.

SOURCE. A - ©photo Maddison in Zhang J., Maddison 2015: Zootaxa 3938 (1): 25, f 324-329, 794. © Magnolia Press, B-E - Prószyński 1984: Atlas ... 5 :9, E - Davies Todd., Zabka 1989. Memoirs of the Queensland Museum, 27 (2): 225, t. 29. F-L - Zhang J., Maddison 2012b: Zootaxa 3491: 13, 18-20, f 48-61 f 77-90. ©Magnolia Press. All copyrights are retained by the original authors and copyright holders, used by their courtesy.

Gen. Caribattus Bryant, 1950

Type species *Saitis inutilis* Peckham & Peckham, 1901 (1 recognizable species).
See more species at [Caribattus-Q+M](#)



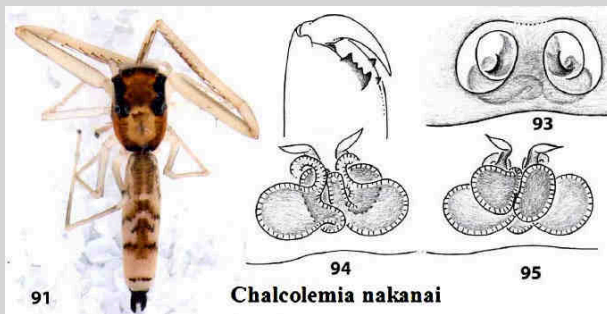
Caribattus inutilis

Caribattus inutilis.

SOURCE. C10 - Peckham & Peckham, 1901 Proceedings of the Zoological Society of London., 1901 (2): 10, T. 3 F. 4. All copyrights are retained by the original authors and copyright holders, used by their courtesy.

Gen. Chalcolemia Zhang, Maddison, 2012

Type species *Chalcolemia nakanai* Zhang & Maddison, 2012 (5 recognizable species).
See more species at [Chalcolemia-Q+M](#)




Chalcolemia nakanai

Chalcolemia nakanai.

SOURCE. Zhang, Maddison, 2012b: Zootaxa 3491: 20, f 91-95. C 2012. Magnolia Press. All copyrights are retained by the original authors and copyright holders, used by their courtesy.

Gen. Chalcoscirtus Bertkau, 1880

Type species *Callietherus infimus* Simon, 1868 (34 recognizable species).
See more species at [Chalcoscirtus-Q+M](#)



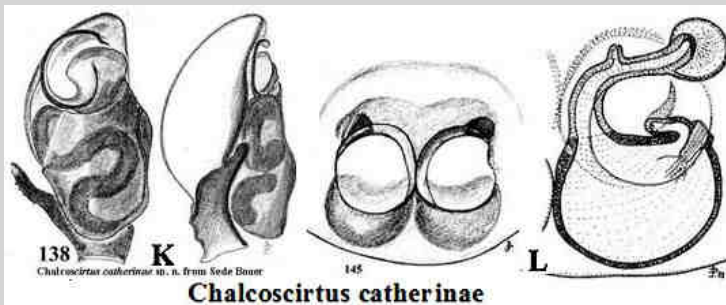
Chalcoscirtus infimus from France

©Photo J. Lissner

Ch. sublestus

**Chalcoscirtus infimus[?]
from Israel by Prószyński**

Chalcoscirtus infimus ©Maddison 4.1.11
by Zhang J. & Maddison

**Chalcoscirtus catherinae**


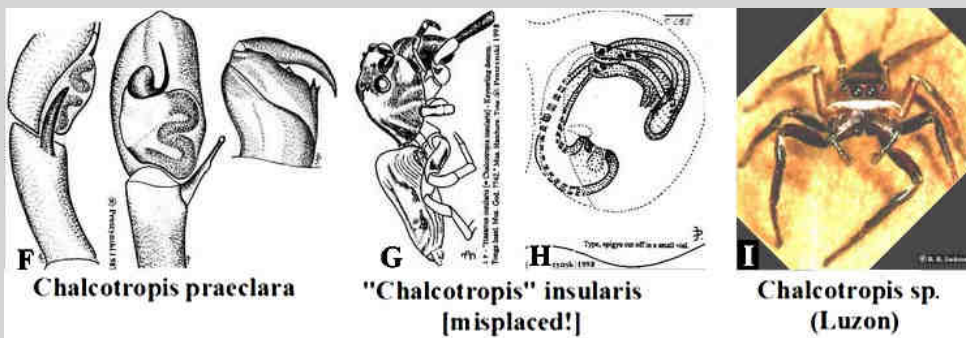
A-B - *Chalcoscirtus infimus* (from France), C-D - *Chalcoscirtus infimus* - ©Photo J. Lissner, E - *Chalcoscirtus sublestus* Tenerife: Las Cañadas, F-I - *Chalcoscirtus infimus* [?] (from Israel), J - *Chalcoscirtus infimus* [?], K-L - *Chalcoscirtus catherinae*.

SOURCE. A-B - Prószyński 1976: figs 356-358, F-I, K-L - Prószyński 2003a. Annales Zoologici: 44-45, figs 136-137, 142-144, C-E - ©Photo J. Lissner, J - Zhang J., Maddison 2015: Zootaxa 3938 (1): 29, f 458-462 [ID?]. © Magnolia Press. All copyrights are retained by the original authors and copyright holders, used by their courtesy.

Gen. *Chalcotropis* Simon, 1902

Type species *Chalcotropis acutefrenata* Simon, 1902 (10 recognizable species).

See more species at [Chalcotropis-Q+M](#)

**Chalcatropis acutefrenata****Chalcatropis pennata****Chalcatropis praeclara****"Chalcatropis" insularis [misplaced!]****Chalcatropis sp. (Luzon)**

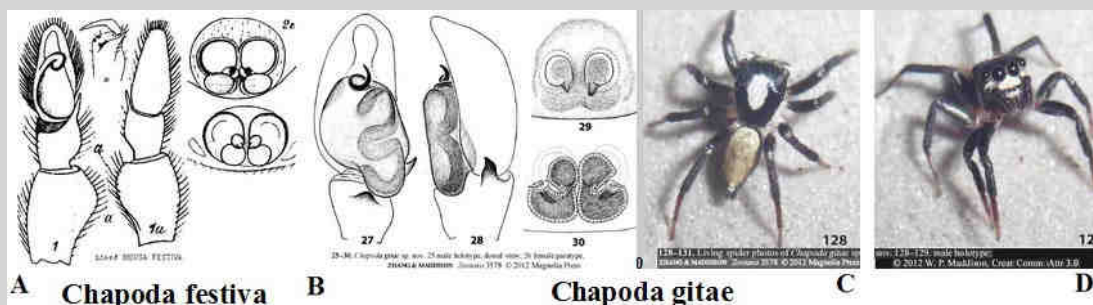
A-B - *Chalcatropis acutefrenata* (Java: Palembang), C - same, D-E - *Chalcatropis pennata*. F - *Chalcatropis praeclara*, G-H - "*Chalcatropis*" *insularis* [misplaced!], I - *Chalcatropis* sp. (Luzon).

SOURCE. A-B, D-E - Prószyński 1984c Atlas ... : 18, C - ©Zhang J., Maddison 2015: Zootaxa 3938 (1): 32, f 597-601. © Magnolia Press, F - Prószyński 1984c Atlas ... : 18, G-H - Prószyński, 2009b: 159, f. 26-27, I - © Photo Jackson. All copyrights are retained by the original authors and copyright holders, used by their courtesy.

Gen. *Chapoda* Peckham, Peckham, 1896

Type species *Chapoda festiva* Peckham & Peckham, 1896 (7 recognizable species).

See more species at [Chapoda-Q+M](#)

**Chapoda festiva****Chapoda gitae**

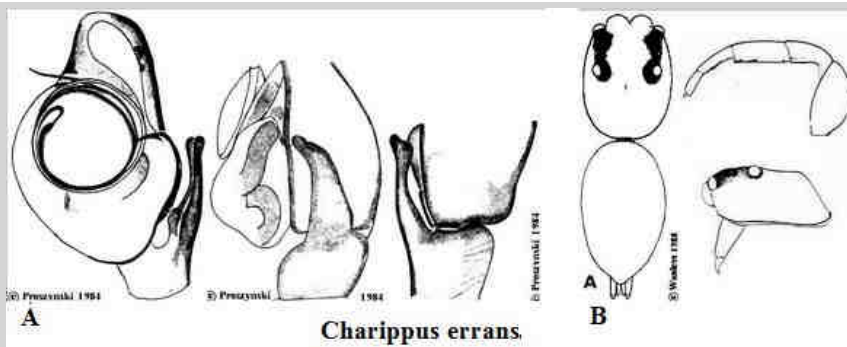
A - *Chapoda festiva*, B-D - *Chapoda gitae*.

SOURCE. A - Peckham & Peckham, 1896, B-D - Zhang J., Maddison 2012. Zootaxa 3578: 8, f 25-30, 128-131. ©Magnolia Press. All copyrights are retained by the original authors and copyright holders, used by their courtesy.

Gen. *Charippus* Thorell, 1895

Type species *Charippus errans* Thorell, 1895. (1 recognizable species).

See more species at [Charippus-Q+M](#)

**Charippus errans.**

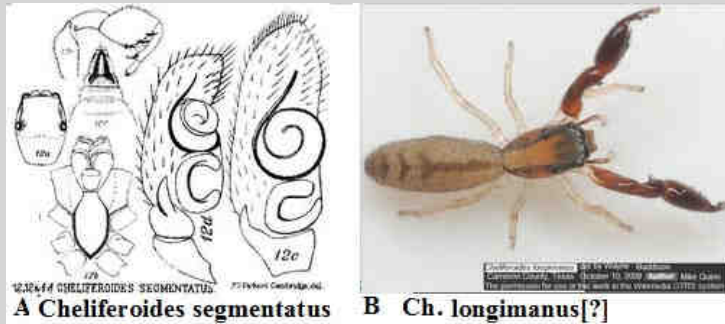
A - *Charippus errans* (Oates specimen from Rangoon), B - same species by Wanless.

SOURCE. A - Prószyński 1984c Atlas ... : 17 (Oates specimen from Rangoon), B - Wanless 1988. New Zealand Journal of Zoology 15: 162, ff. 40A-H.. All copyrights are retained by the original authors and copyright holders, used by their courtesy.

Gen. *Cheliferooides* F.P.-Cambridge, 1901

Type species *Cheliferooides segmentatus* F. O. Pickard-Cambridge, 1901 (3 recognizable species)

See more species at [Cheliferooides-Q+M](#)

**A Cheliferooides segmentatus****B Ch. longimanus[?]**

A - *Cheliferooides segmentatus*, B - *Cheliferooides longimanus*[?].


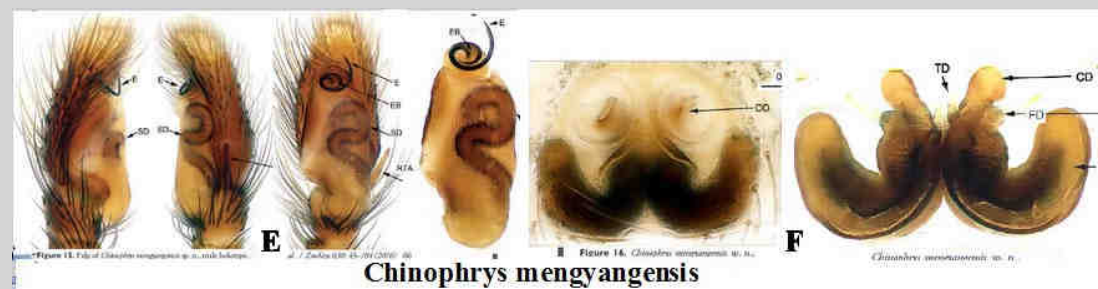
SOURCE. C44 - F. P.-Cambridge 1901: 254, t 22, f 12, C45 - ©Photo M. Quinn, det. W. P. Maddison, from Wikimedia. All copyrights are retained by the original authors and copyright holders, used by their courtesy..

Gen. *Chinophrys* Zhang J., Maddison, 2012

Type species *Chinophrys pengi* Zhang & Maddison, 2012 (3 recognizable species).

See more species at [Chinophrys-Q+M](#)

/tr>

**Chinophrys pengi****Ch. mengyangensis****Chinophrys mengyangensis**

A-C - *Chinophrys pengi*, D-F - *Chinophrys mengyangensis*.

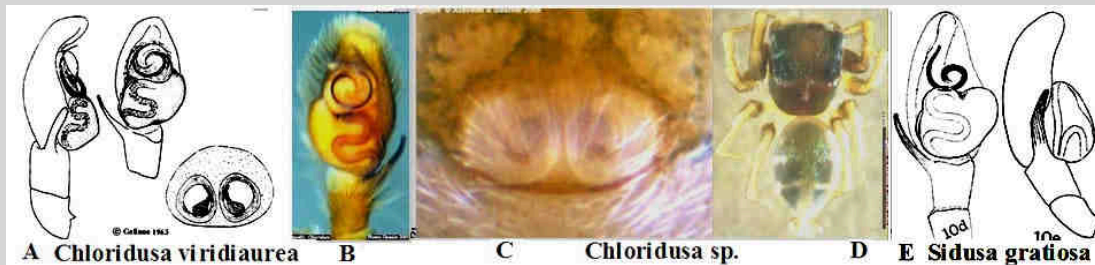
SOURCE. A-C - Zhang & Maddison, 2012. Zootaxa 3581: 3581: 54-56, f 1-9, D-F - Cao, Li & Žabka, 2016. ZooKeys 630: 65-68, f. 15-16, 43. All copyrights are retained by the original authors and copyright holders, used by their courtesy.

SOURCE. Cao, Li & Žabka, 2016. ZooKeys 630: 65-68, f. 15-16, 43 All copyrights are retained by the original authors and copyright holders, used by their courtesy.

Gen. *Chloridusa* Simon, 1902

Type species *Chloridusa viriditaurea* (Simon, 1902) .(1 recognizable species).

See more species at [Chloridusa-Q](#)



A - *Chloridusa viridiaurea*, B-D - *Chloridusa* sp., E - for comparison - *Sidusa gratiosa*, type species.

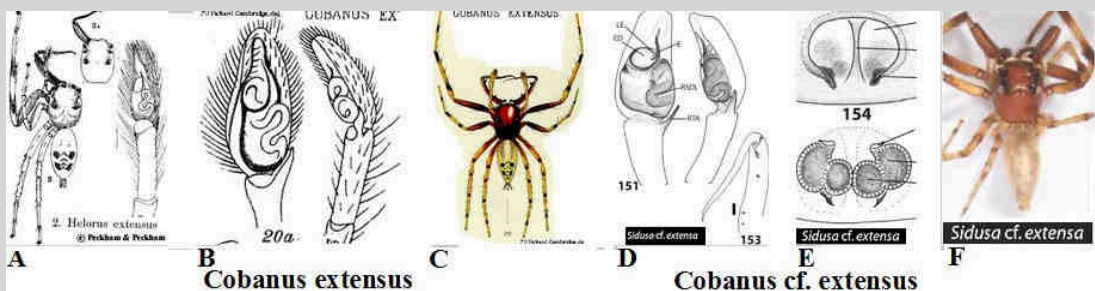
SOURCE: A - Galiano 1963b, Physis, 23 (66): 326-327, t. 15, ff. 1-3, B-D - ©Photo T. Gasnier, E - Peckham et Peckham 1895 Occ. Pap. Nat. Hist. Soc. Wisc., 2 (3): 175, t 16, f 10. All ©copyrights are retained by the original authors and copyright holders, used by their courtesy.

COMMENT. There is similarity of palps between of *Chloridusa viridiaurea* and *Sidusa gratiosa*, type species of their respective genera, but it is not certain whether sufficient to consider both species as congeners. WSC lists at present 31 species of *Sidusa*, majority of them insufficiently known, devoid even diagnostic drawings. In this situation I would delay synonymization of these genera until full taxonomic revision. Note that Galiano consequently listed *Chloridusa viridiaurea* as separate genus.

Gen. *Cobanus* Pickard-Cambridge F., 1900

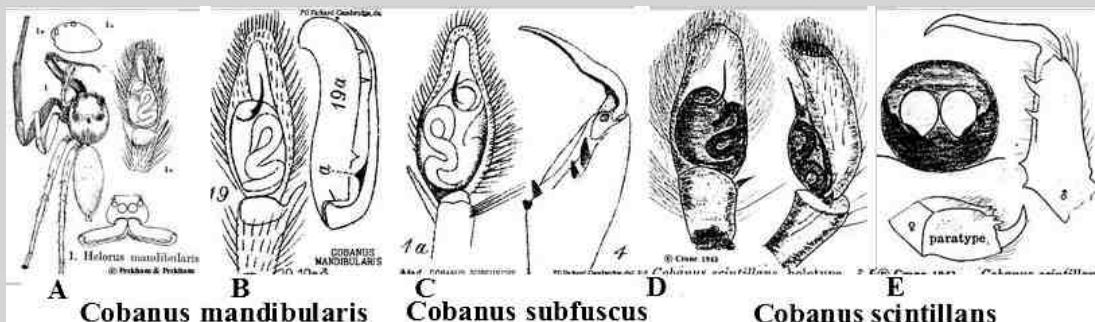
Type species *Cobanus extensus* (14 recognizable species)

See more species at [Cobanus-Q](#)



Cobanus extensus

Cobanus cf. extensus



Cobanus mandibularis

Cobanus subfuscus

Cobanus scintillans

A - Type species of the genus - *Cobanus extensus* by Peckhams 1896, B-C - same, by F. P.-Cambridge 1900, D-F - an uncertain species by Zhang & Maddison, 2015. G-H - *Cobanus mandibularis*, I - *Cobanus subfuscus*, J-K - *Cobanus scintillans*.

SOURCE: A - Peckhams 1896. Occ. Pap. Nat. Hist. Soc. Wisc., 7: 30 t 2, f 2, B-C - F. P.-Cambridge 1900: 190, pl. 13, f. 20-21, D-F - Zhang & Maddison, 2015: 19, f. 149-155, G - Peckham 1896: 8, 31 T. 2 F. 3, H-I - F. P.-Cambridge 1900: 180-183, t. 13, figs 1-2; 191 T. 14 fig 4, J-K - Crane J. 1943. Zoologica, 28 (3,16): 131 figs 2G-M. All

©copyrights are retained by the original authors and copyright holders, used by their courtesy.

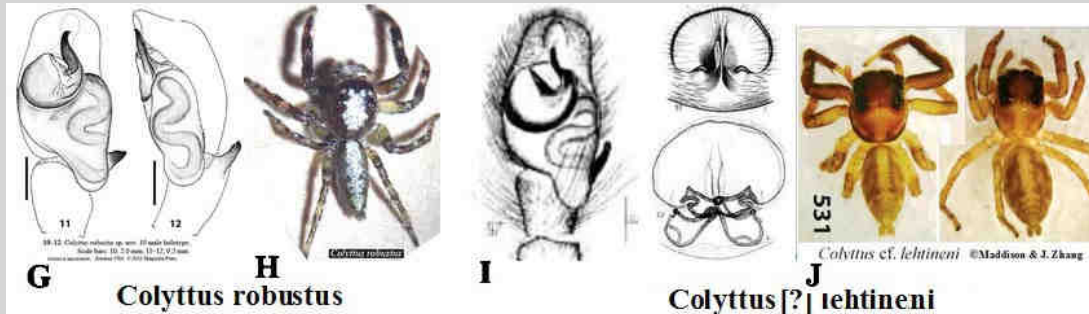

COMMENT: Since 9 of 14 species of *Cobanus** have strongly elongated chelicerae in males, while type species of *Sidusa* have them not elongated, I assume that this character separates both genera, in difference to palps, similar in all EUOPHRYINES and not permitting to separate clearly genera, internal structures of epigyne were not reliably studied for genera in question and there are no color photographs for majority of species. I reject Zhang & Maddison statement in the Diagnosis to the genus *Sidusa* that "Some species have elongate chelicerae in males" as diagnostically meaningless. NB. World Spider Catalog (ver. 19.5, accessed on December 10th, 2018) does not list taxonomic research of Maddison and Zhang on any species of *Sidusa* or *Cobanus*, therefore I assume that their personal research experience on these spiders is nil.

*FOOTNOTE. The 31 species enclosed at present into genus *Sidusa* are very poorly known, the majority of them was never mentioned after original descriptions, published at the end of XIXth or beginning of XXth century, their diagnostic documentation is incomplete and imprecise, the establishing phylogeny on such material, without prior taxonomic revision is questionable. As far as that documentation permits, the males of some species have long chelicerae, strikingly different from short chelicered species, to which type species belongs. The following long chelicered species of "Sidusa" have no documented mutual characters with type species of the genus *Sidusa* and should, therefore, be returned to the genus *Cobanus*, pending further research: *Sidusa bifurcata* (Chickering, 1946), *Sidusa cambridgei* (Chickering, 1946), *Sidusa electa* (Chickering, 1946), *Sidusa electa* (Chickering, 1946), *Sidusa scintillans* (Crane, 1943), *Sidusa subfusca* (F. O. Pickard-Cambridge, 1900), *Sidusa unicolor* (F. O. Pickard-Cambridge, 1900). The documentation of short chelicered *Sidusa* species is accessible at [Sidusa-Q+M](#), that of long chelicered species (*Cobanus*) at [Cobanus-Q](#).

Gen. *Colyttus* Thorell, 1891

Type species *Colyttus bilineatus* (2 + ? recognizable species).

See more species at [Colyttus-Q+M](#)

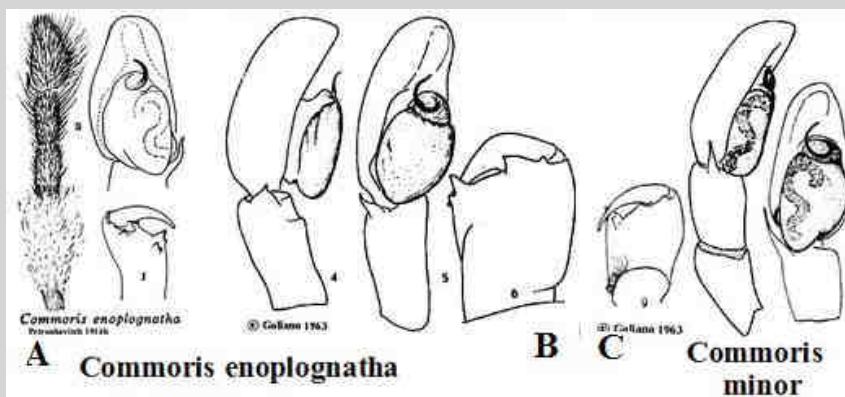


A-D *Colyttus bilineatus*, F-G - *Colyttus robustus*, H-I - *Colyttus [?] lehtineni*.

Source: A-B - Prószyński J. 1987. Atlas ...: 17, B-E - ©Zhang J., Maddison 2015: Zootaxa 3938 (1): 524-530, 884-885. © Magnolia Press, G-H - Zhang & Maddison, 2012. Zootaxa. 3581: 56, f 11–12, 106, I - Żabka M. 1985. Annales Zoologici 39, 11: 212-213, ff. 97-105, J - ©Zhang J., Maddison 2015: Zootaxa 3938 (1): f 531-537. © Magnolia Press. All copyrights are retained by the original authors and copyright holders, used by their courtesy.

Gen. *Commoris* Simon, 1902

Type species *Commoris enoplognatha* (2 recognizable species).
See more species at [Commoris-Q+M](#)



A - *Commoris enoplognatha* Petrunkevitch 1914, B - same, by Galiano, C - *Commoris minor*.

SOURCE: A - Petrunkevitch 1914b. 22: 329, pl. XII, f. 1-3, B - Galiano 1963b. Physis, 23 (66): 329-330, t. 15, f 4-6, C - Galiano 1963b. Physis, 23 (66): 330-331, t. 15, ff. 7-9. All copyrights are retained by the original authors and copyright holders, used by their courtesy.

Gen. *Compsodecta* Simon, 1903

Type species *Compsodecta grisea* (7 recognizable species).
See more species at [Compsodecta-Q+M](#)





A-B - *Compsodecta grisea*, C-F - *Compsodecta peckhami*.


SOURCE: A - Peckhams 1901c. Proceedings of the Zoological Society of London.,: 8, f 2-e, B-F - ©Zhang J., Maddison 2015: Zootaxa 3938 (1): 18. © Magnolia Press. All copyrights are retained by the original authors and copyright holders, used by their courtesy.

ATTENTION. Species included into genus *Compsodecta* are so poorly known that no sure identification is possible, rudimentary knowledge of internal structure of epigyne *Compsodecta peckhami* seem to not support its congeneric status with type species of that genus.

Gen. *Corticattus* Zhang J. & Maddison, 2012

Type species *Corticattus latus* (2 recognizable species).

See more species at [Corticattus-Q+M](#)



A-C - *Corticattus guajataca*, D-E - *Corticattus latus*.

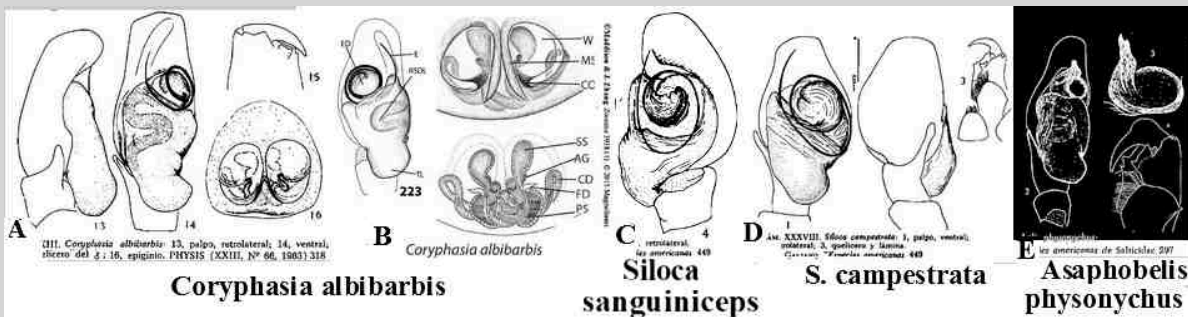
Source: A-E - Zhang J., Maddison. Zootaxa 3476: 29-30, f 126-138. © 2012 • Magnolia Press. All copyrights are retained by the original authors and copyright holders, used by their courtesy.

Gen. *Coryphasia* Simon, 1902

Type species *Coryphasia albibarbis* (10 recognizable species).

See more species at [Coryphasia-Q+M](#)

REMARK. World Spider Catalog (ver.20.0) includes 6 not congeneric species of *Siloca* in spite of rejection of that by Prószyński 2017b: because "but *Siloca* not revalidated" [?].



A - *Coryphasia albibarbis* by Galiano, type species of the genus, B - *Coryphasia albibarbis* by Zhang & Maddison. Compared with two species of *Siloca* - C - *Siloca sanguiniceps* (type species of *Siloca*) and D - *S. campestrata*, as well as with E - *Asaphobelis physonychus* (type species of *Asaphobelis*), claimed by Zhang & Maddison, 2015: Zootaxa 3938(1): 23 to be congeneric with *Coryphasia*. CONCLUSION: differences in genitalic characters are too big to support synonymy of these three genera (see also genera *Asaphobelis* and *Siloca* on this page)..

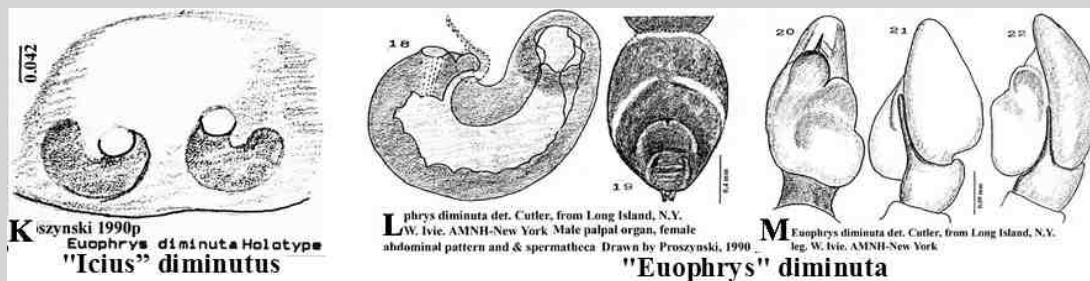
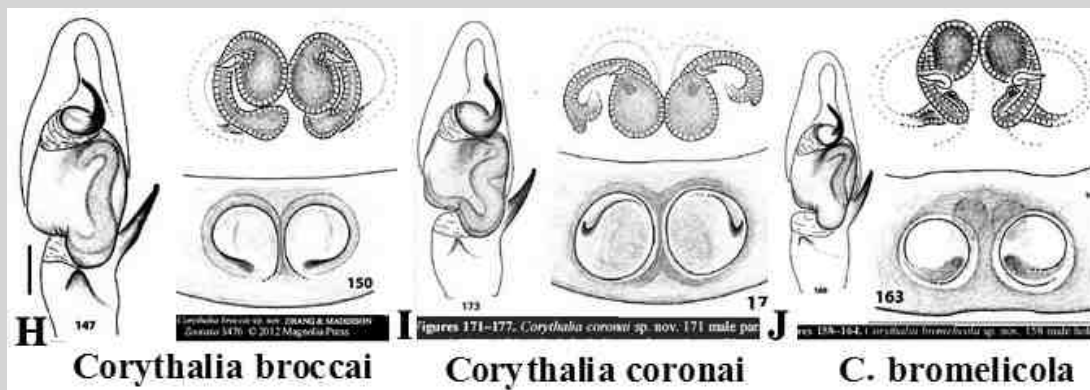
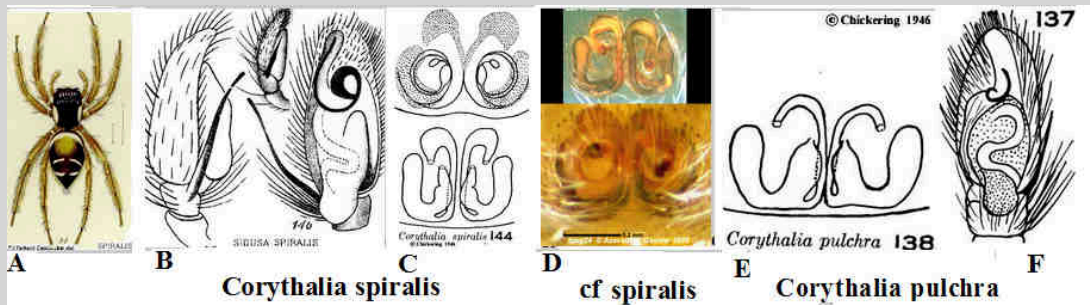
SOURCE: A, C-E - Galiano, 1963a: 298, pl. VIII, f. 1-4, B - Zhang & Maddison, 2015: Zootaxa 3938(1): 23, f. 221-227. All copyrights are retained by the original authors and copyright holders, used by their courtesy.

Gen. *Corythalia* C. L. Koch, 1850

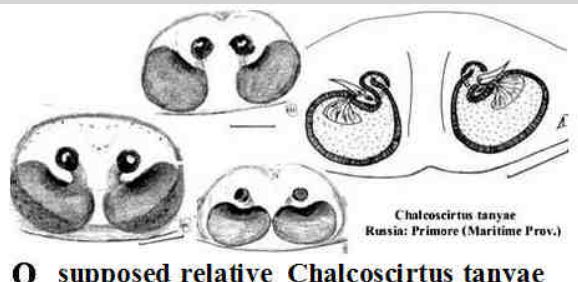
Type species *Corythalia latipes* [species inquirenda] (3 + 59 recognizable species).

See more species at [Corythalia-Q+M](#)

REMARKS. One of largest South American genera containing, according to the WSC census, 69 nominal species, with type species believed lost. Available documentation was made mainly in XIX and first half of the XXth century, and consists mainly with imprecise drawings of palps and only a few, unreliable drawings of internal structures of epigyne, also very few identified photographs. In this special circumstance I decided to base working definition on *Corythalia spiralis* having realistic drawings of internal structure of epigyne, confirmed by the photographs. Actually better representative species of the genus would be two (out of three) species documented recently by Zhang & Maddison 2015, but they have destroyed that possibility by diagramming internal structure of epigyne, which cannot be therefore understood.



A-C - *Corythalia spiralis*, D, G - *Corythalia spiralis*-cf: Brazil: Amazonas, Manaus, Mini-Campus [tgeg24], E-F - *Corythalia pulchra*, H - *Corythalia broccai*, I - *Corythalia coronai*, J - *Corythalia bromelicola*. K - "*Icius diminut*" - epigyne of holotype, coll. MCZ-Harvard, L-M - "*Euoph*



diminuta male and female from Long Island, det B. Cutler, coll. AMNH, N - "*Euophrys*" *diminuta* - - i Enigmatic species "*diminutus*" most probably deserving placement in a new genus of its own, in literature misplaced variously in genera *Chalcoscirtus*, *Corythalia*, *Euophrys*, *Icius*, misinterpreted by Edwards, 2003a: 71-112, as relative of *Chalcoscirtus tanyae* (from Russia: Primore (=Maritime Province) (O).

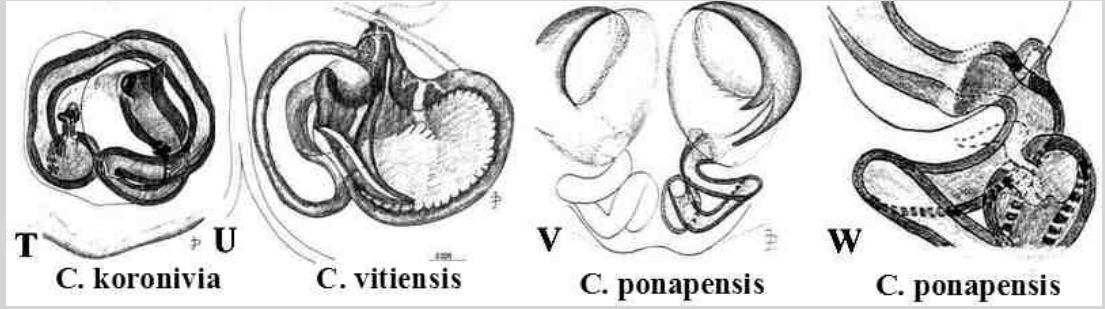
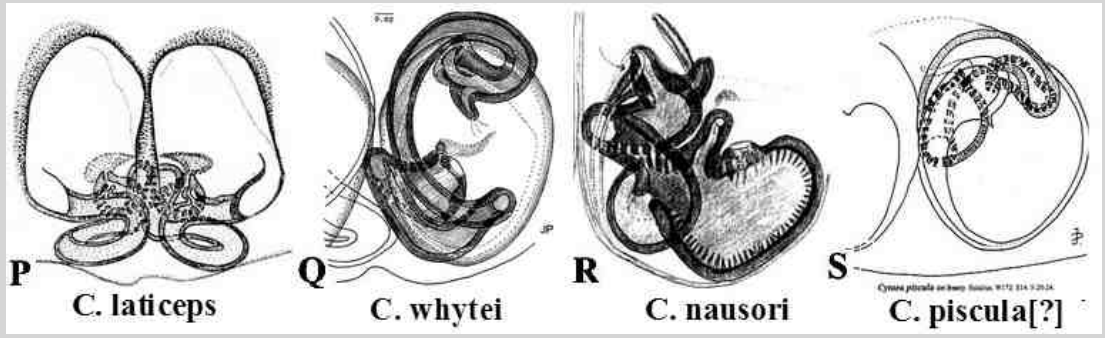
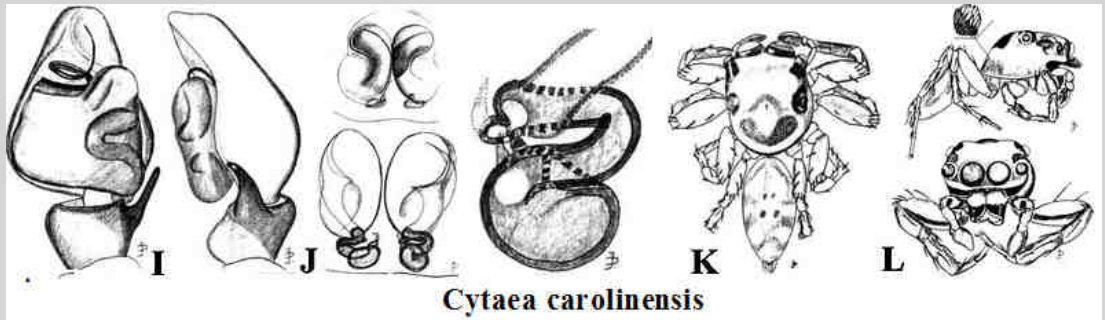

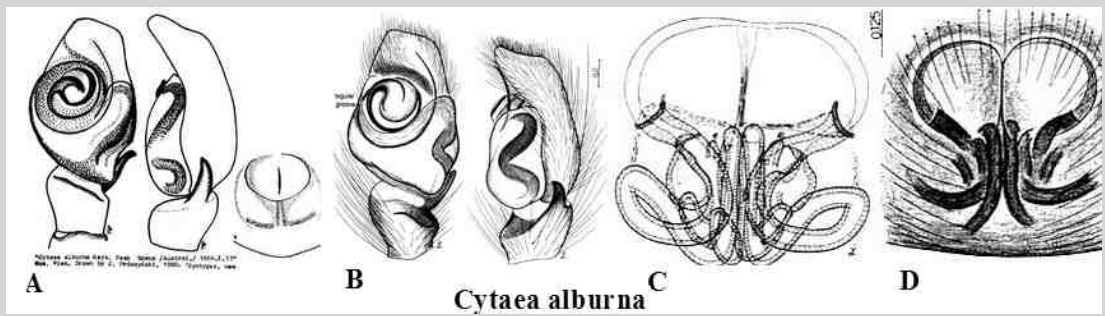
Source: A-B - F. P. Cambridge 1901: plate 17, figs 14, C - Chickering 1946: figs 143-144, D - Brazil: Amazonas, Manaus, Mini-Campus [tgeg24], E-F - Chickering, 1946: figs 137-138, G - Brazil: Amazonas, Manaus, Mini-Campus [tgeg24], ©Photo Gasnier & Azevedo, H-J - Zhang J., Maddison. Zootaxa 3476: 30-32, f 139-151; 32-35, f 152-164; 36-37, f 165-177. © 2012 • Magnolia Press, K-M - J. Prószyński 1990p - Internet, N - Edwards, 2003a: 71-112 - and O - Logunov, Marusik, 1999b: 23-24, figs 1-4. All copyrights are retained by the original authors and copyright holders, used by their courtesy.

DISCUSSION of the "*diminutus*" case: Placement of "*diminutus*" in *Corythalia* (by Gertsch & Mulaik, 1936a: 14, f. 32, Chamberlin & Ivie, 1944: 195, f. 211-212 has no rational justification, in "*Euophrys*" Prószyński in Internet 1995-2016 as temporary placement, by Prószyński, 2018: 96 as temporary usage of latest combination used by Petrunkevitch, 1911: 647, Kaston, 1948: 456, f. 1659, Edwards, 1980: 11) pending description as a new genus, in *Chalcoscirtus* (Edwards, 2003a: 71 - particularly misleading combination based on external appearance - black, light reflecting color and minute size - criteria acceptable during the first half of the XIXth century, disregarding other criteria, especially palp and internal epigyne structure).

Gen. *Cytaea* Keyserling, 1882

Type species *Cytaea alburna* (35 recognizable species).

See more species at [Cytaea-Q+M](#)



A-F *Cytaea alburna*, (A - syntypes, E-F - *Cytaea alburna*: Queensland: Glenmorgan, Myall Park Botanic Gardens, 21 -22 Jan 2012, G-H - *Cytaea severa*, male & female, I-L - *Cytaea carolinensis*. A - M-N -*Cytaea oreophila* (holotype ? from Java), O - *Cytaea argentosa*, P -

Cytaea laticeps, Q - *Cytaea whytei*, R - *Cytaea nausori*, S - *Cytaea piscula*?, T - *Cytaea koronivia*, U - *Cytaea vitiensis*, V-W - *Cytaea ponapensis*.

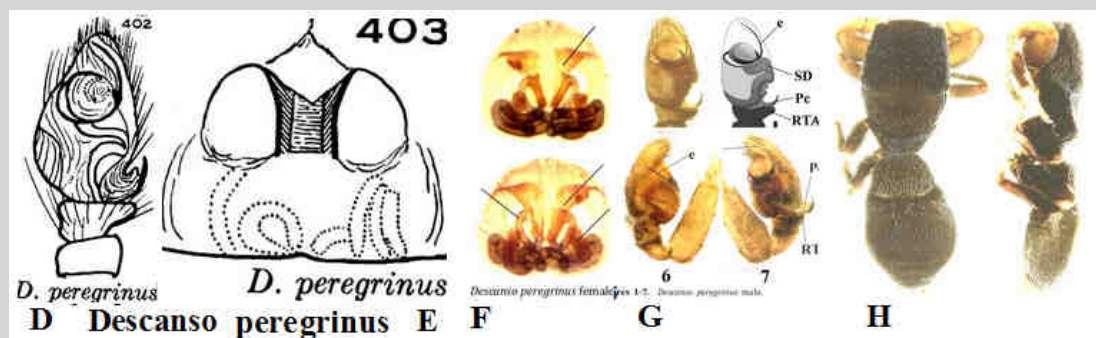
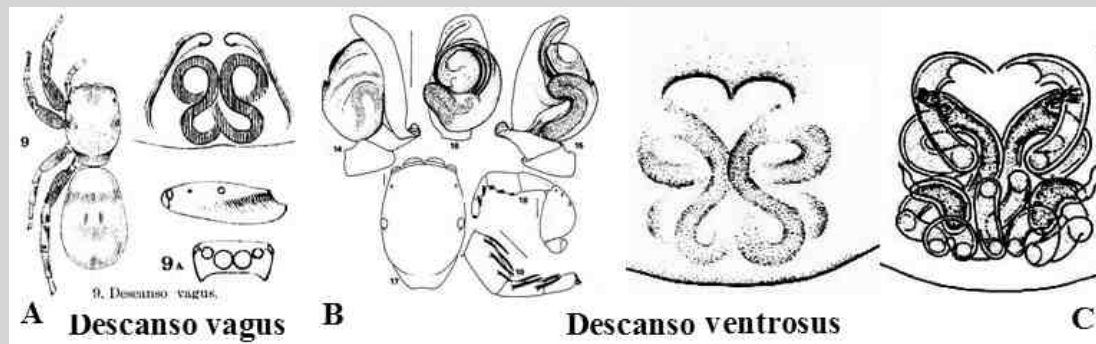
Source: A, M, O-W - Prószyński. 1984c. Atlas ... 28-30, B-D Davies Todd, Żabka 1989. Mem. Queens. Mus. 27 (2): 220, 226, t. 30, E-F - © Photo R. Whyte. 2012, I-L - Berry, Beatty, Prószyński 1998. Journal of Arachnology. 26(2): 152-154, figs 5-12, N - ©Photo B.Patoleta, P - Prószyński, Deeleman-Reinhold, 2010. Arthropoda selecta, 19(3): 162, f 47-53, R-S, U - Berry, Beatty, Prószyński 1998. J. Arachnology. 26(2): 1998: 154-161, f. 13-35, V-W det. Beatty, drawn by Prószyński 1998. All ©copyrights are retained by the original authors and copyright holders, used by their courtesy.

REMARK. Confrontation of photographs of *Cytaea alburna* with *Cytaea severa* by Whyte & Anderson (2017: 243-246) refutes undocumented claim of Żabka (1991: 25) on synonymy of these species. Due to diversity of internal structures of epigyne in *Cytaea* some species should be transferred to other genera.

Gen. *Descanso* Peckham & Peckham, 1892

Type species *Descanso vagus* (10 recognizable species).

See more species at [Descanso-Q+M](#)



A - *Descanso vagus*, B-C - *Descanso ventrosus*, D-H - *Descanso peregrinus*.

SOURCE: A - Peckhams 1892. 2 (1): 1-83, pl. I-VII. : 72 T. 5 F. 9, B-C - Galiano 1986. Physis C.44 (107): 134,136, ff. 14-19, D-E - Chickering 1946. 97: 435 f. 399-403, F-H - Galvis & Muñoz-Charry, 2016: 2, f. 1-13.. All ©copyrights are retained by the original authors and copyright holders, used by their courtesy.

Gen. *Dinattus* Bryant, 1943

Type species *Dinattus heros* (3 recognizable species).

See more species at [Dinattus-Q](#)

Transfer to the genus *Corythalia* - by Zhang & Maddison (2015: 15) not accepted (strange lateral flaps on cephalothorax, unclear similarity of palps, absence of any revisionary data), **the WSC (ver.19,5) rejects correction because "... *Dinattus* not revalidated"**.



A-C - *Dinattus heros*. The same doubts concerns species: *Dinattus erebus* and *Dinattus minor*.

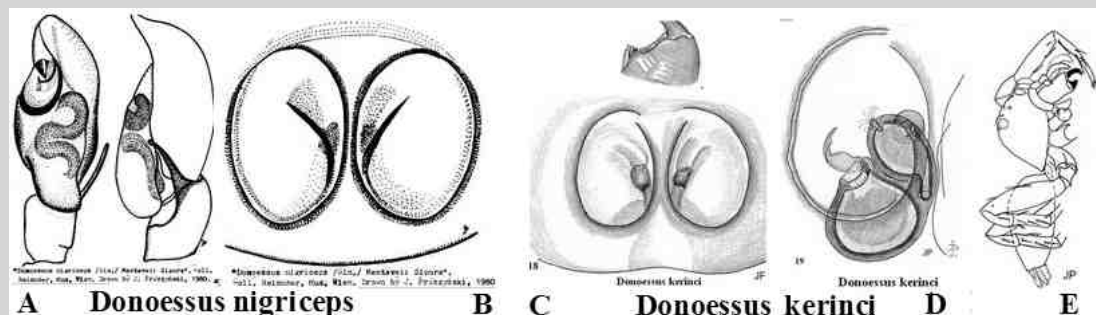
Source: Bryant 1943. 92 (9): 482, T. 4, F. 39; T. 5, F. 47, 50, 54.. All ©copyrights are retained by the original authors and copyright holders, used by their courtesy.

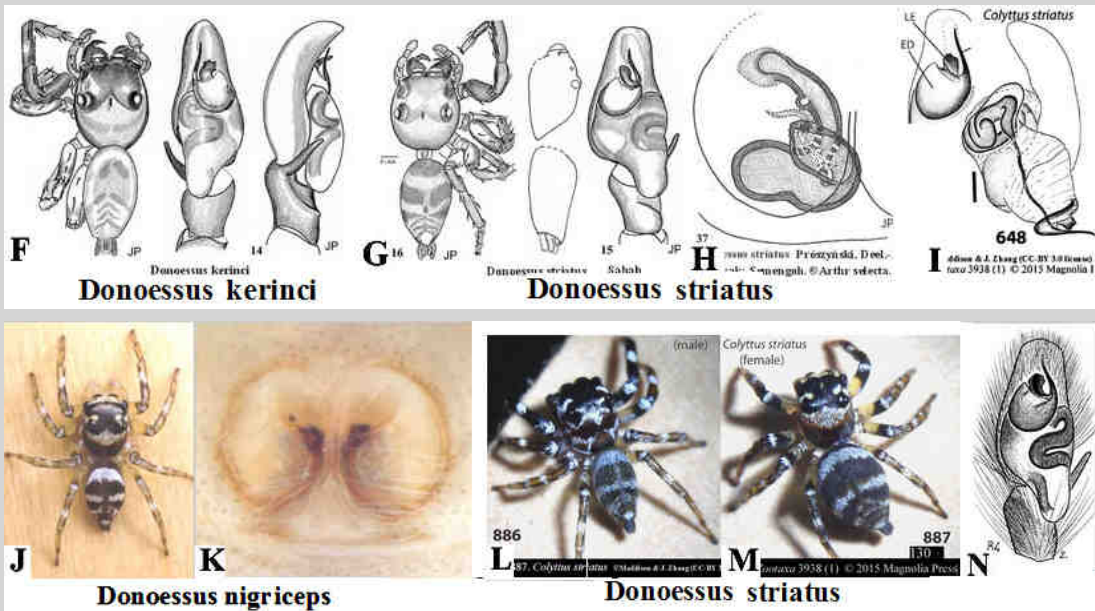
Gen. *Donoessus* Simon, 1902

Type species (4 recognizable species).

See more species at [Donoessus-Q](#)

Merging of *Donoessus* with *Colyttus*, proposed by Zhang J., Maddison (2015: 31) not accepted because absence of any revisionary data, difference in color pattern, epigyne and spermathecae. **Note nonsensical rejection of this correction by the WSC (ver.19.5) because "... *Donoessus* not revalidated"**.





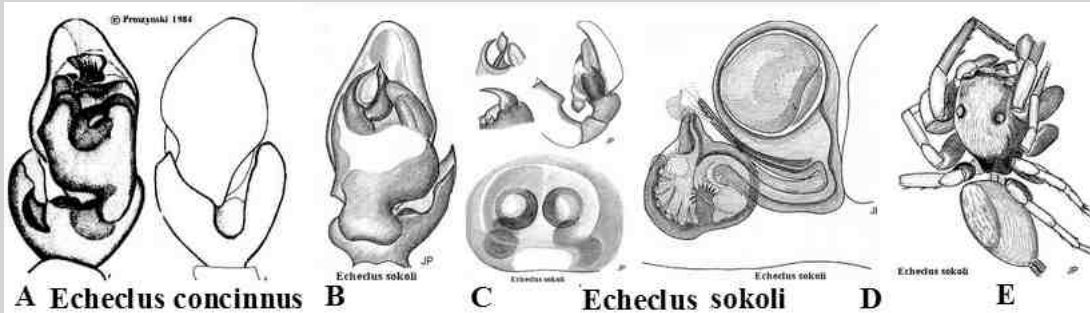
A-B, J-K - *Donoessus nigriceps*, C-F - *Donoessus kerinci*, G-I, L-N - *Donoessus striatus*.

Source: A-B - Prószyński 1984c Atlas ... : 36, C-E - Prós., Deel., 2012 Arthr.selec. 21(1): 32-33, f 10-14, 18-19, J-K - ©Photo P. Koomen, L-N - ©Zhang J., Maddison 2015: Zootaxa 3938 (1): 31, f 538-544, 648, 886-887, N - Żabka 1988b. Annales Zoologici, 41 (14): 451-454, ff. 84. All ©copyrights are retained by the original authors and copyright holders, used by their courtesy.

Gen. *Echeclus* Thorell, 1890

Type species *Echeclus concinnus* (2 recognizable species).

See more species at [Echeclus-Q+M](#)




A - *Echeclus concinnus*, B-E - *Echeclus sokoli*.

Source: A - Prószyński 1984c. Atlas ... : 36, B-E - Prószyński, Deeleman-Reinhold, 2013. Sarawak. ©Arthr selecta. 22: 124, f. 25-31. All ©copyrights are retained by the original authors and copyright holders, used by their courtesy.

Gen. *Ecuadattus* Zhang & Maddison, 2012

Type species *Ecuadattus typicus* (4 recognizable species).

See more species at [Ecuadattus-Q+M](#)



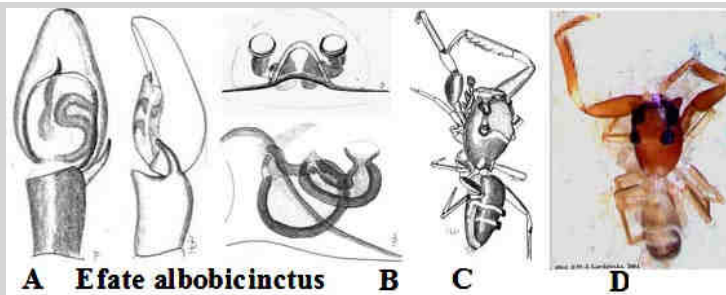
A-C - *Ecuadattus typicus*.

Source: A-C - Zhang J., Maddison 2012. Zootaxa 3578: 13, f 45-52, 136-141. ©Magnolia Press. All ©copyrights are retained by the original authors and copyright holders, used by their courtesy.

Gen. *Efate* Berland, 1938

Type species *Efate albobicinctus* (3 recognizable species).

See more species at [Efate-O+M](#)

A-D - *Efate albobicinctus*.


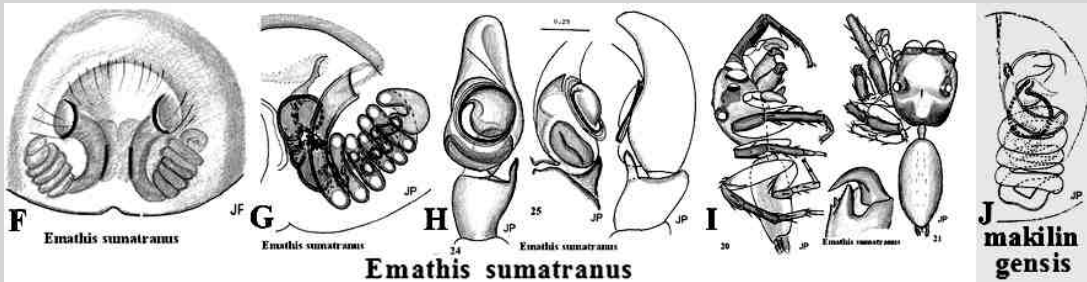
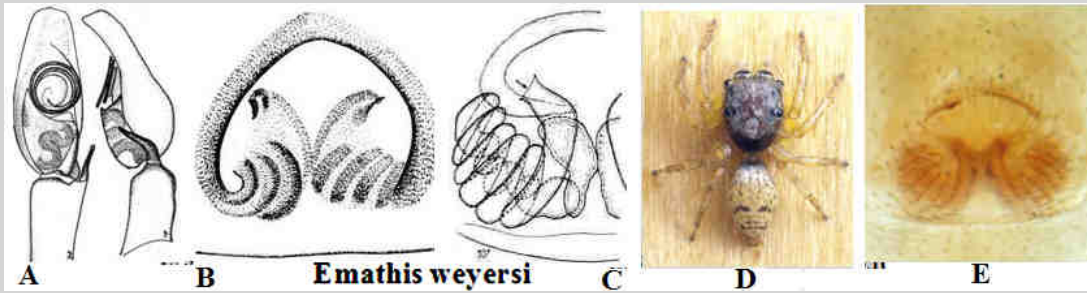
Source: A-D - Berry J.W., J.A. Beatty, Prószyński J. 1996. *J. Arachnology*, 24(3): 223-225, figs 29-35. All copyrights are retained by the original authors and copyright holders, used by their courtesy.

ATTENTION: *Efate raptor* Berry, Beatty & Prószyński, 1996: 227, f. 40-46 is most probably MISPLACED.

Gen. *Emathis* Simon, 1899

Type species *Emathis weyersi* (5 recognizable species).

See more species at [Emathis-Q+M](#)

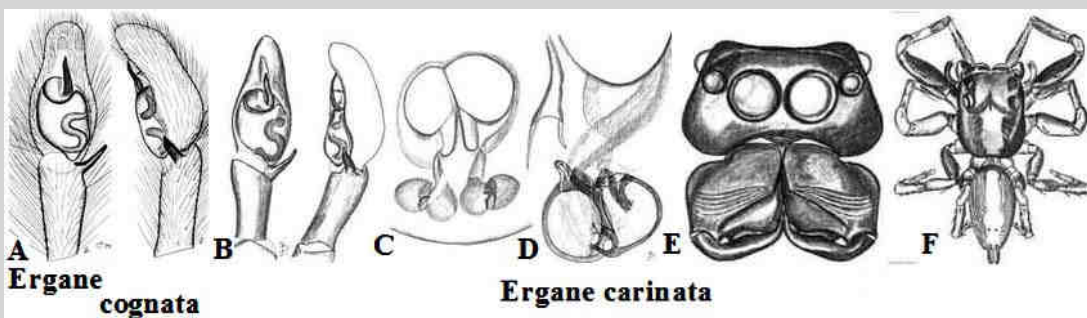
A-E - *Emathis weyersi*, F-I - *Emathis sumatranus*, J - *Emathis makilingensis* (holotype), K-P - *Emathis gombak* [MISPLACED].

Source: A-C - Prószyński 1984c. *Atlas ...*: 374, D-E - © Photo C.P. Koomen. F-J - Prószyński, Deeleman-Reinhold 2012: *Arthropoda Selecta* 21(1): 35-36, f 23-33, K-P - Zhang, Maddison 2012. *Zootaxa*: 3581: 57, f 13-18, 102-103. All copyrights are retained by the original authors and copyright holders, used by their courtesy.

Gen. *Ergane* Koch L., 1881

Type species *Ergane cognata* (5 recognizable species).

See more species at [Ergane-Q+M](#)

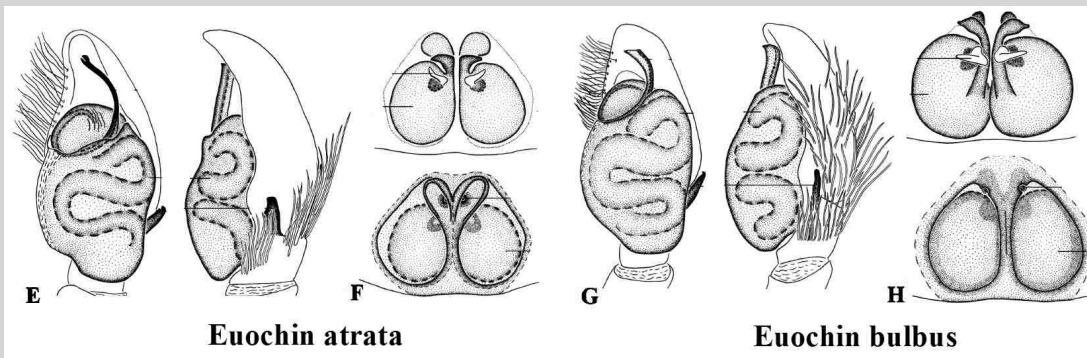
Figure - XXe7. A - *Ergane cognata*, B-F - *Ergane carinata*.

Source: A - Davies, Zabka 1989. 27 (2): 214, t. 24, B-F - Berry, Beatty, Prószyński 1996. *J. Arachnology*. 24(3): 228-228, figs 47-53. All copyrights are retained by the original authors and copyright holders, used by their courtesy.

Gen. *Euochin* Prószyński, 2018

Type species *Euochin atrata* (4 recognizable species)

in: Prószyński, J., Lissner, J. & Schäfer, M. (2018). *Ecologica Montenegrina* 18: 55, f. 3U-W, 19A-D, 20A.



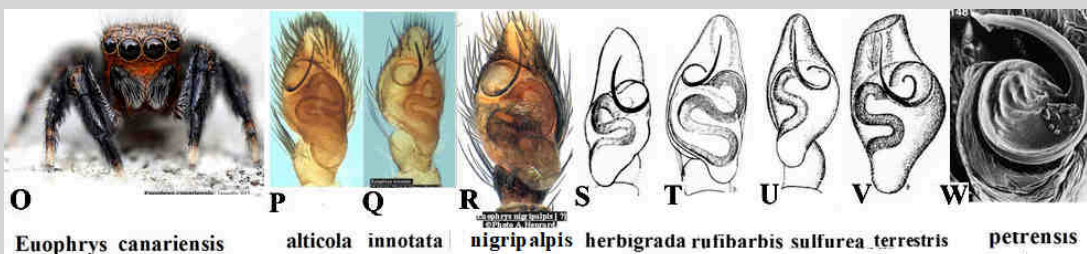

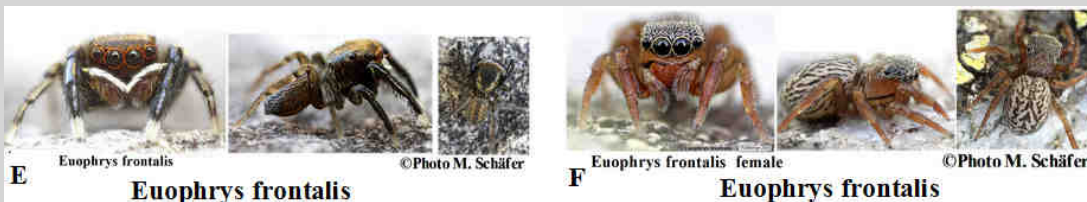
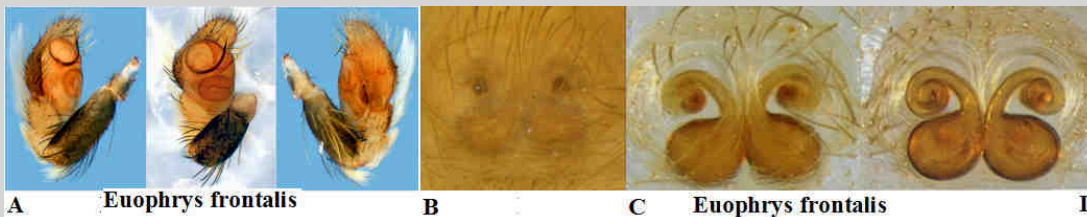
A-F - *Euochin atrata*, G-H - *Euochin bulbus*.

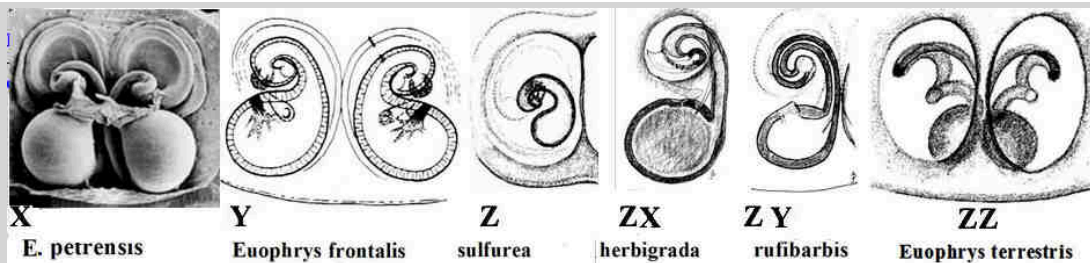
Source: Zha, Jin & Zhang, 2014: *Zootaxa* 3779(3): 369, f. 1-11 & 371, f. 12-22 ©Magnolia Press. All ©copyrights are retained by the original authors and copyright holders, used by their courtesy.

Gen. *Euophrys* Koch C.L., 1834

Type species *Euophrys frontalis* (63 recognizable species).

See more species at [Euophrys-Q+M](#)
[euoph_fron_ph](#)





A-F - "Corner stone" set of diagnostic characters of Salticidae spiders, here shown in *Euophrys frontalis*. A - palps should be shown at least in two position (a character of rather "subfamilial" rank, relatively uniform within large groups of genera), B - epigyne (an accessory diagnostic character in some genera, of limited value), C-D - internal structure of epigyne (excellent character, gradually diversified from species to species within a genus, indicator of relationships between genera - examination require mounting in a temporary slides after clearing soft tissues and staining softer parts, like ducts, in Chlorazol Black E), E-F - habitus of live specimen: anterior, lateral and dorsal views.

G-O - Diversity of male frontal color pattern (excellent species level character in some genera, only live specimens or their color photographs, usage as a model for identification require preliminary confirmation with genital characters): G - *E. herbigrada*, H - *E. sulfurea*, I - *E. innotata*, J - *E. pseudogambosa*, K - *E. petrensis*, L - *E. terrestris*, M - *E. nigripalpis*, N - *E. rufibarbis*, O - *E. canariensis*.

P-W- Diversity of male palp in *Euophrys* (a subfamily level character, of limited utility below the genus level): P - *Euophrys alticola*, Q - *E. innotata*, R - *E. nigripalpis*, S - *Euophrys herbigrada*, T - *E. rufibarbis*, U - *E. sulfurea*, V - *E. terrestris*, W - *E. petrensis*.

X-ZZ - Diversity of internal structure of epigyne in *Euophrys*, cleared and stained, displayed in a temporary slide, the most reliable cornerstone diagnostic character of female *Euophrys*, X - *E. petrensis*, Y - *E. frontalis*, Z - *E. sulphurea*, ZX - *E. herbigrada*, ZY - *E. rufibarbis*, ZZ - *E. terrestris*.

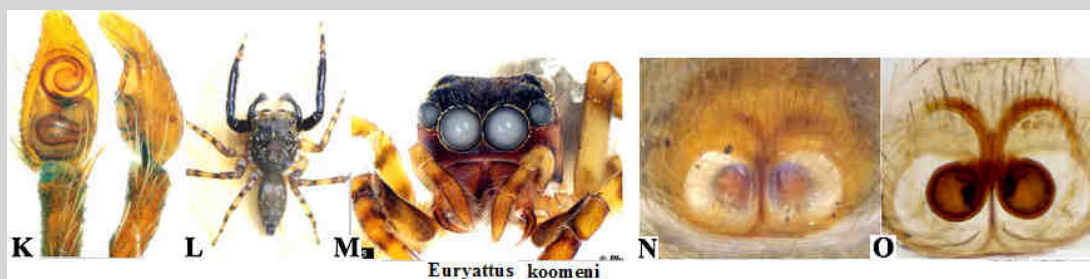
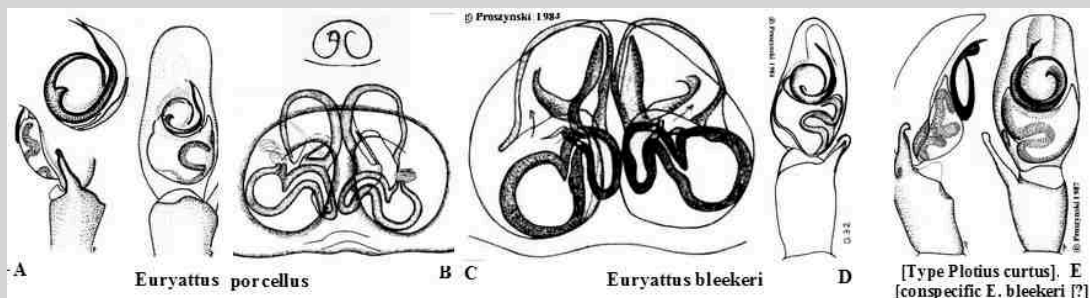
Source: A-D - © Photo A. Henrard, E-F - © Photo M. Schäfer, in Prószyński, J., Lissner, J. & Schäfer, M. (2018). *Ecologica Montenegrina* 18: 26-74, numerous drawings - Prószyński 1995-2016 (internet, W-X - Logunov, Kronstedt 2003. *J. Natural History*, 2003, 37: 1144-1148, f 147-148.

Source: © Photo M. Schäfer, R - © Photo Amir Weinstein/ All copyrights are retained by the original authors and copyright holders, used by their courtesy.

Gen. *Euryattus* Thorell, 1881

Type species *Euryattus porcellus* (12 recognizable species).

See more species at [Euryattus-Q+M](#)



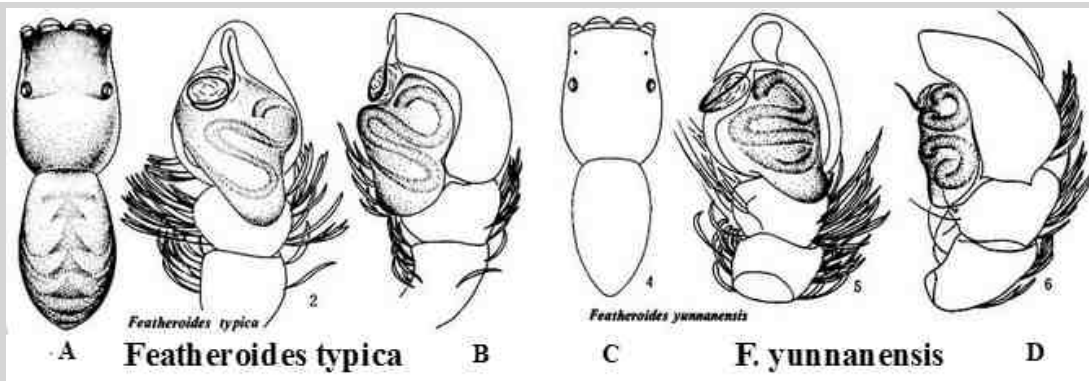
A-B - *Euryattus porcellus*, C-D - *Euryattus bleekeri*, E - *Euryattus curtus* [conspecific *E. bleekeri* ?] [Type *Plotius curtus*], F-I - *Euophrys bleekeri*, male & female, J- Cocoon in a retreat in a leaf, rolled up. © Photo: R. Whyte, K-N - *Euryattus koomeni*.

Source: A-B - Prószyński 1984c: 45. C-D - Prószyński 1984c: 44, E - Prószyński J. 1987: 78, 107, F-J - © Photo: R. Whyte, K-N - Prószyński, Deeleman-Reinhold, 2013 © *Arthr selecta*. 22(2): 128-131, f 56-69. ©Photo P. Koomen. All copyrights are retained by the original authors and copyright holders, used by their courtesy.

Gen. *Featheroides* Peng, Ying, Kim 1994

Type species *Featheroides typica* (2 recognizable species).

See more species at [Featheroides-Q+M](#)




A-B - *Featheroides typica*, C-D - *Featheroides yunnanensis*.

Source: A-B - Peng, Ying, Kim 1994: 2-3, f 1-3, C-D - Peng, Ying, Kim 1994: 3-4, figs 4-6. All copyrights are retained by the original authors and copyright holders, used by their courtesy.

Gen. *Foliabitus* Zhang J., Maddison, 2012

Type species *Foliabitus longzhou* (2 recognizable species).

See more species at [Foliabitus-Q+M](#)



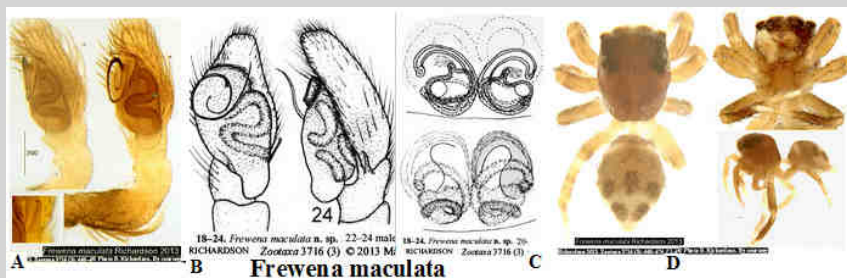
A-D - *Foliabitus longzhou*, E-F - *Foliabitus scutigerus*.

Source: A-D - Zhang J, Maddison 2012. Zootaxa: 3581: 3581: 60. f 19-27, E-F - Zabka 1985. Annales zoologici, 39, 11: 235, ff. 255-258. All copyrights are retained by the original authors and copyright holders, used by their courtesy.

Gen. *Frewena* Richardson, 2013

Type species *Frewena maculata* (2 recognizable species).

See more species at [Frewena-Q+M](#)




A-D - *Frewena maculata*.

Source: A-D - Richardson 2013. Zootaxa 3716 (3): 466-467, f 10, 18-24. © 2013 Magnolia Press. All copyrights are retained by the original authors and copyright holders, used by their courtesy.

Informal presentation of a good photographic documentation

Gen[*Jau*_34] Gasnier, 0

Representative species Gen[*Jau*_34] sp. [tged34] (1 recognizable species) Gen [Jau 34]



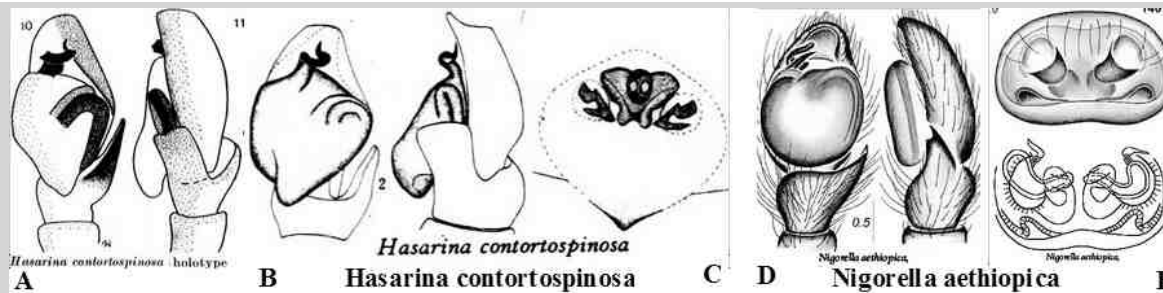
Gen[*Jau*_34] sp [tged34]: Brasil: Amazonas: Parque Nac. do Jau. ©Photo Gasnier & Azevedo. All copyrights are retained by the original authors and copyright holders, used by their courtesy.

Gen. *Hasarina* Schenkel, 1963

Type species *Hasarina contortospinosa* (1 recognizable species).

See more species at [Hasarina-Q+M](#)

World Spider Catalog (v. 19.5) "if *Hasarina contortospinosa* would be transferred to *Nigorella*, *Hasarina* would become the valid generic name for *Nigorella*" - decision delayed pending further research.



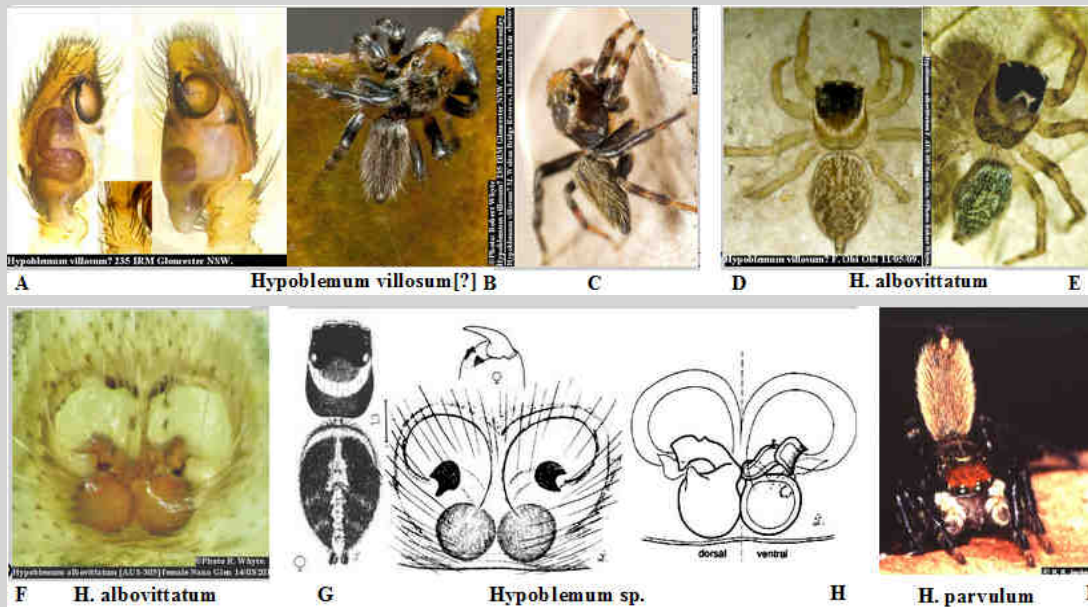
A-C - *Hasarina contortospinosa*, B-C - same, D-E - for comparison - type species *Nigorella aethiopica*.

Source: . A-C - Wesolowska 1981b: 132-133, f 10-13, B-C - same, Peng, Xie, Xiao 1993: 44, 83-84, f 254-263, D-E - Wesolowska, Tomasiewicz, 2008 Journal of Afrotropical Zoology, 4: 36-37, 130-143. All copyrights are retained by the original authors and copyright holders, used by their courtesy.

Gen. *Hypoblemum* Peckham, Peckham, 1886

Type species (4 recognizable species).

See more species at [Hypoblemum-Q+M](#)



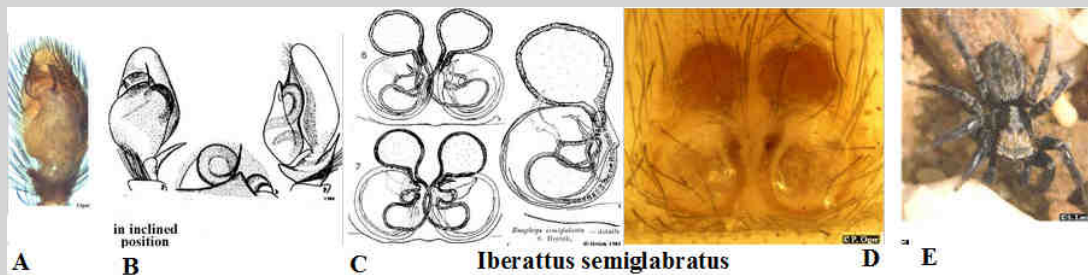
A-C - *Hypoblemum villosum* [?], D-F - *Hypoblemum albovittatum*, G-H - *Hypoblemum* sp., I - *Hypoblemum parvulum*.

Source: A-C - ©Photo: R. Whyte, D-F - ©Photo R. Whyte, G-H - Davies Todd, Zabka 1989. Mem. Queensland Mus., Brisbane, 27 (2): 240, t. 42, I - ©Photo R. R. Jackson. . All copyrights are retained by the original authors and copyright holders, used by their courtesy.

Gen. *Iberattus* Prószyński, 2018

Type species *Attus semi-glabratus* Simon, 1868.

New source: Prószyński, J., Noordam, A., Oger, P. & Schäfer, M. 2018: 85, f. 1A-T.8).



A-S - *Iberattus semiglabratus*.

Source: in: Prószyński, J., Noordam, A., Oger, P. & Schäfer, M. (2018) .Lecigne, 2017: 34, f. 10G-I. All copyrights are retained by the original authors and copyright holders, used by their courtesy.


REMARK. "*Saitis*" *imitatus* in Prószyński, J., Noordam, A., Oger, P. & Schäfer, M. (85, f. 1A-T) resembles *Iberattus* by structure of spermathecae, consisting of three chambers and lack of typical characters of *Saitis*. It is pending further research. For more data see: "*Saitis*" *imitatus* (below).

Genus pending classification = temporarily quoted as

"*Saitis*" *imitatus* (Simon, 1868)

see Prószyński, J., Noordam, A., Oger, P. & Schäfer, M. (2018:88, f. 2A-N)

REMARK: S European species known from Croatia and Montenegro, resembling *Iberattus semiglabratus* by spermatheca divided into three chambers (poorly visible on photograph below), by appearance of palp and somewhat by type of general appearance. Pending further research.

A-H - "*Saitis imitatus* male & female.

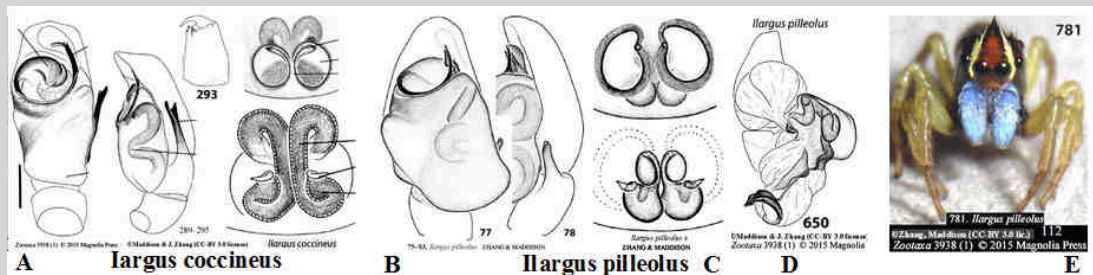
SOURCE: A - Prószyński 1984c. Atlas ...: 41, B-D - ©Photo P. Oger, E-I - ©Photo Schäfer, A-I - All copied from: Prószyński, J., Noordam, A., Oger, P. & Schäfer, M. (2018:88, f. 2A-N). All ©copyrights are retained by the original authors and copyright holders, used by their courtesy.

COMMENT: "*Saitis imitatus*- resembles *Iberattus* by structure of spermathecae, consisting of three chambers and lack of typical characters of *Saitis*. Pending further research - see Prószyński, J., Noordam, A., Oger, P. & Schäfer, M. (2018:88, f. 2A-N).

Gen. *Ilargus* Simon, 1901

Type species *Ilargus coccineus* (4 recognizable species).

See more species at [Ilargus-Q+M](#)

A - *Ilargus coccineus*, B-E - *Ilargus pilleolus*.

Source: I - ©Zhang J., Maddison 2015: Zootaxa 3938 (1): 25, f 289-295, II-IV - Zhang J., Maddison 2012. Zootaxa 3578: 20-21, f 75-83, 142-143 & 3938 (1): 25, f 650, 781.

©Magnolia Press. . All ©copyrights are retained by the original authors and copyright holders, used by their courtesy.

Gen. *Jotus* Koch L., 1881

Type species *Jotus auripes* (? recognizable species).

See more species at [Jotus-Q+M](#)

REMARK. Genera *Jotus*, *Hypoblemum*, *Lycidas*, *Maratus* require taxonomic revision of ALL species.

A-B - "*Jotus remus*.

Source: Otto & Hill, 2016a Peckhamia: 133.1: 7, f. 8-34. All ©copyrights are retained by the original authors and copyright holders, used by their courtesy.

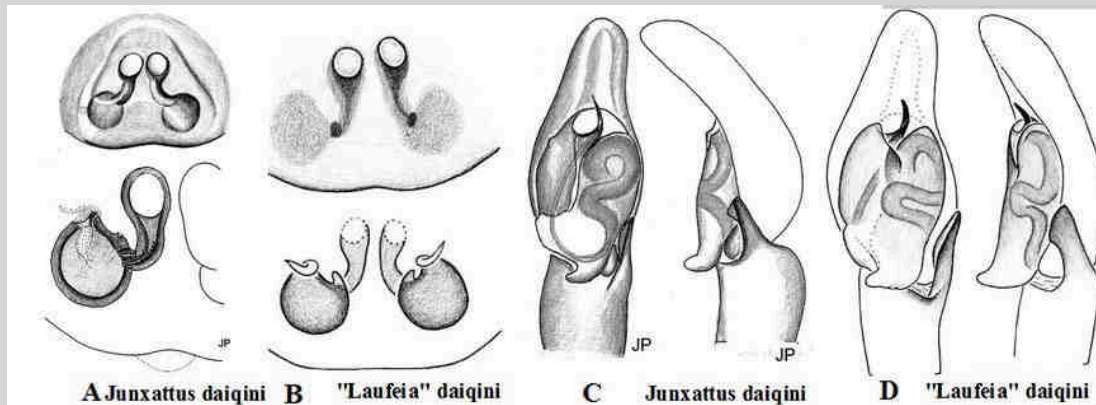
All ©copyrights are retained by the original authors and copyright holders, used by their courtesy.

ATTENTION: see fascinating "peek-a-boo" courtship behavior of "*Jotus remus*" on Jürgen Otto's videos at <https://www.youtube.com/watch?v=35U2esy9pmI>. See also *Maratus splendens* courtship dance: <https://www.youtube.com/watch?v=1355RCne5w0>.

Gen. *Junxattus* Prószyński, Deeleman-Reinhold, 2012

Type species *Junxattus daiqini* (1 recognizable species).

See more species at [Junxattus -Q](#)




A, C - *Junxattus daiqini* by Prószyński, B, D - supposedly same species [?] misclassified as "*Laufeia*" by Zhang and Maddison - note impermissibly diagrammed drawing of epigyne, making it valueless. Note also imprecise and misleading details in the drawing of palp Fig. D.

Source: A, C - Prószyński, Deeleman-Reinhold, 2012. Arthr. select. 21(1): 40-41, f 66-70, B, D - ©Zhang J., Maddison 2015: Zootaxa 3938 (1): 30, f 510-516. 871-871. © Magnolia Press. All ©copyrights are retained by the original authors and copyright holders, used by their courtesy.

Gen. *Lagnus* Koch L., 1879

Type species *Lagnus longimanus* (3 recognizable species).

See more species at [Lagnus-Q+M](#)



A - *Lagnus longimanus*, B-C - *Lagnus edwardsi*, D - *Lagnus monteithorum*.

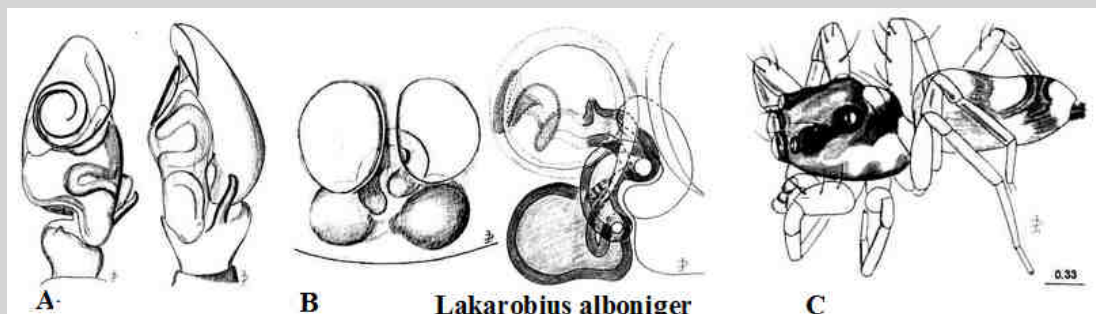
ATTENTION: epigyne internal structures in *Lagnus edwardsi* and *L. monteithorum* incompatible - presumably not congeneric.

Source: A - Wanless 1988. NZeal.j.zool.15: 160, f 39a-i, B-C - Zhang J., Maddison 2012. Zootaxa: 3581: 60-62, f 28-33, D - Patoleta 2008. ©Genus 19(4): 718-720, f. 1-8.

All ©copyrights are retained by the original authors and copyright holders, used by their courtesy.

Gen. *Lakarobius* Berry, Beatty & Prószyński, 1998

Type species *Lakarobius alboniger* (1 recognizable species).



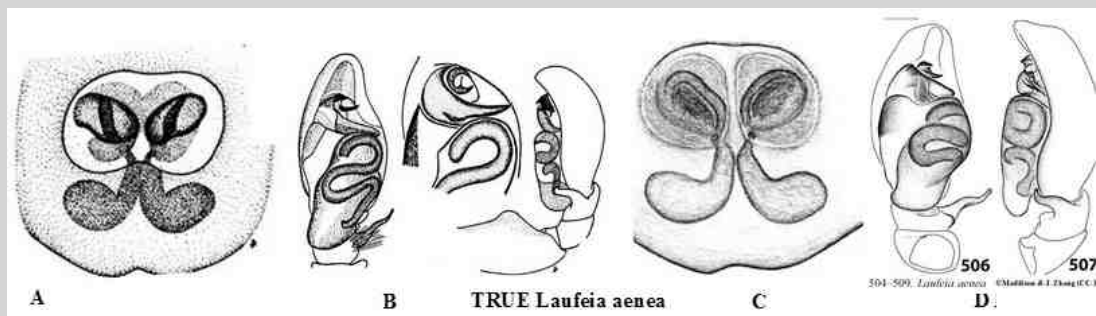
A-C - *Lakarobius alboniger*.

Source: A-C Berry, Beatty, Prószyński 1998. Journal of Arachnology 25(2): 162-164, figs 36-43. All ©copyrights are retained by the original authors and copyright holders, used by their courtesy.

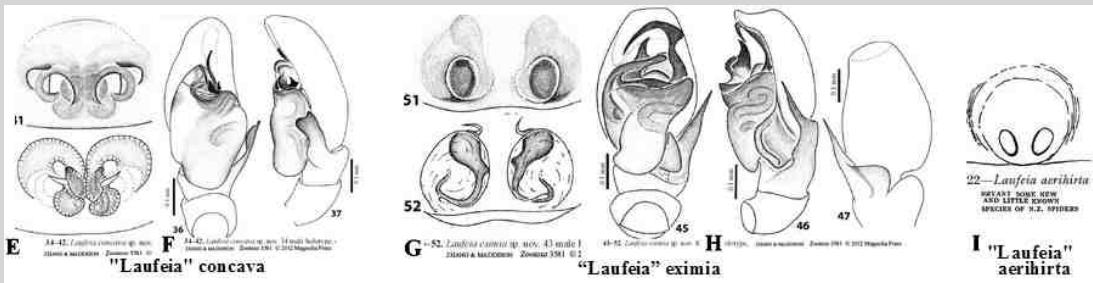
Gen. *Laufeia* Simon, 1889

Type species *Laufeia aenea* (1 + 4? recognizable species).

See more species at [Laufeia-Q+M](#)



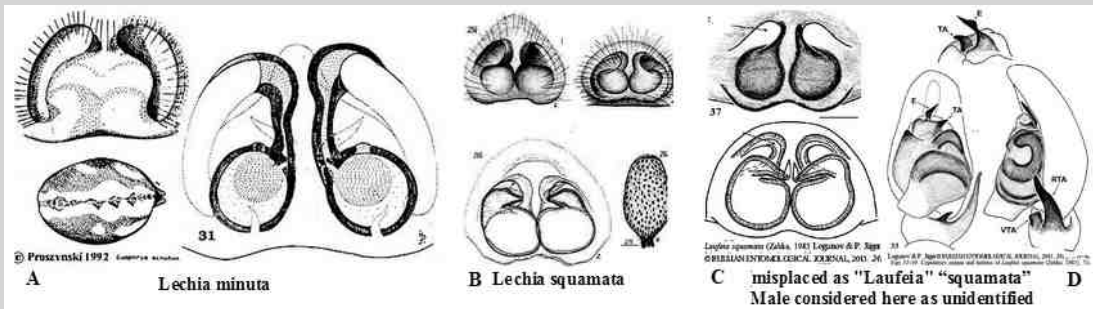
A TRUE *Laufeia aenea*



TRUE *Laufeia aenea*: A-B by Prószyński , C-D - same, by Zhang J. & Maddison (note minor differences, due to drawing technique).
COMMENT: A - internal structure of epigyne was not studied by subsequent authors to protect the single female specimen known.
MISPLACED females of "*Laufeia*" (males uncertain, at best): E-F - "*Laufeia*" *concava*, G-H - "*Laufeia*" *eximia*, I - "*Laufeia*" *aerihirta*.
 Source: A-B - Prószyński 1984c: 73-74, 76, C-D - Zhang J. & Maddison, 2015: 30, f. 504-507, 509, A-B - Zhang J., Maddison 2012, Zootaxa: 3581: 62-64, f 34-42, 43-52, 104-105, E - Bryant, 1935d: 89, pl. 12, f. 22. All ©copyrights are retained by the original authors and copyright holders, used by their courtesy.

Gen. *Lechia* Zabka, 1985

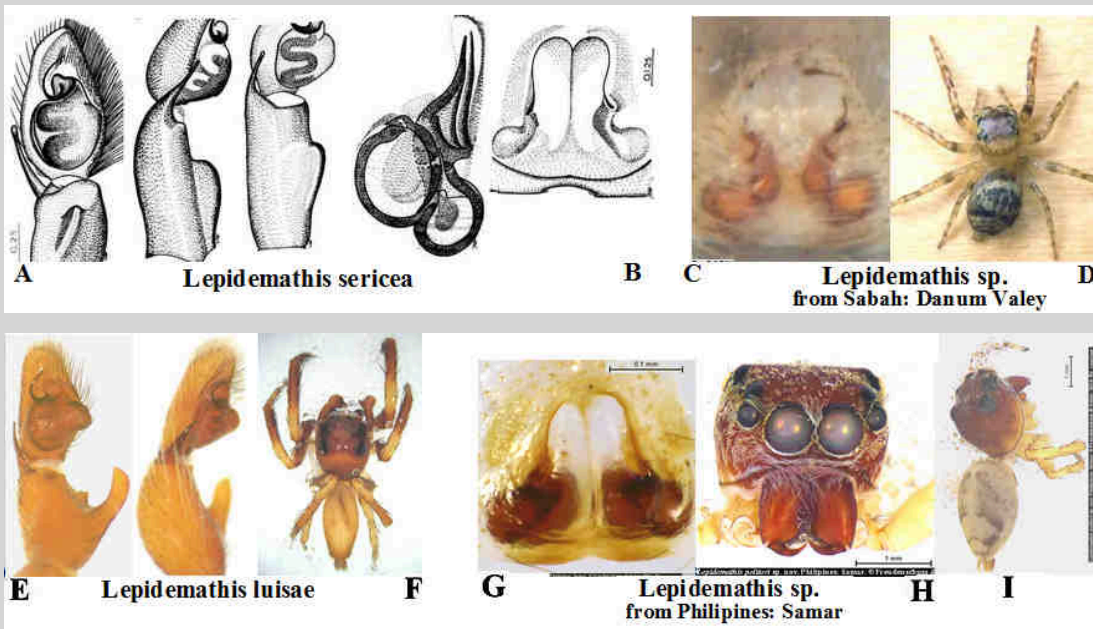
Type species *Lechia squamata* (2 recognizable species).
 See more species at [Lechia-Q+M](#)



A - *Lechia minuta* by Prószyński, B - *Lechia squamata* by Zabka (the type species), C- female [?] identified as "*Laufeia*" *squamata* , D - male matched with female C and identified as "*Laufeia*" *squamata* without any proof, apparently because preserved in the same collection (**one male and two females, collected within the space of fifteen days, labeled from the same [?] locality**) since no male is known in the genus, there is no possibility to verify matching of sexes.
 Source: A -Prószyński, 2017b: 75, f. 32L, B - Zabka, 1985: 236, f. 259-262, Logunov & Jäger (2015: 355, f. 33-39). All ©copyrights are retained by the original authors and copyright holders, used by their courtesy.

Gen. *Lepidemathis* (Simon, 1899)


Type species *Lepidemathis sericea* (6 recognizable species).
 See more species at [Lepidemathis-Q+M](#)



A-B - *Lepidemathis sericea* (11385 *Ematholepis sericea* ES. Manila - coll. Simon.), C-D -- *Lepidemathis* sp. Sabah: Danum Valey.
 E-F - *Lepidemathis luisae*, G-I - *Lepidemathis* sp. undescribed from Philippines: Samar (photographs received from ©M. Freudenschuss with unpublished name, subsequent publication by Freudenschuss & Seiter, M. (2016) does not mention this species).
 Source: : A-B - Prószyński J. 1987. Atlas ...: 21, C-D -- ©Photo P. Koomen, E-I - Freudenschuss, M. & Seiter, M. (2016). Four new species of the jumping spiders from the Philippines, with description of the male of *Phintella platensis* Barrion et Litsinger, 1995 (Araneae: Salticidae). *Arthropoda Selecta* 25(1): 85-97. 91-92, f. 15-21 . All ©copyrights are retained by the original authors and copyright holders, used by their courtesy.

Gen. *Leptathamas* Balogh, 1980

Type species *Leptathamas paradoxus* (1 recognizable species) [Leptathamas-Q+M](#)



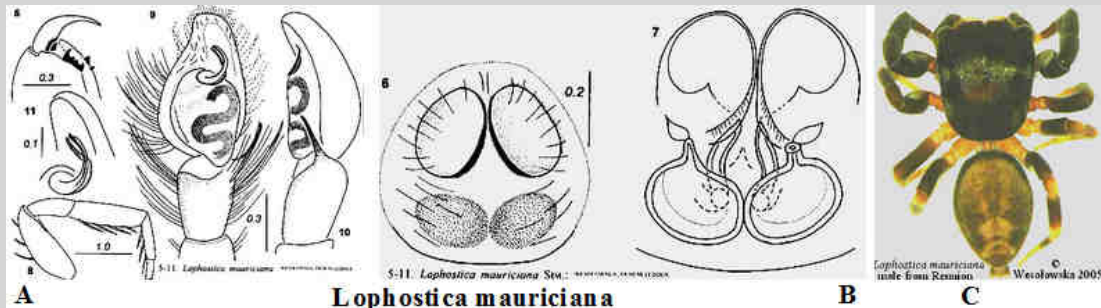
A-B - *Leptathamas paradoxus*, C-D - same, male & female. ATTENTION: - comparable with *Athamas*: eyes in four rows, spermathecae, body shape and element of color pattern, difference: straight lateral section of spermophore.

Source: A-B - Szuts T. 2003c. Folia ent. hung. 64: 47-49, figs 9-15, 25, 28, 31, 34, 37, C-D - ©Zhang J., Maddison 2015: Zootaxa 3938 (1): 27, f 820-821. © Magnolia Press. All copyrights are retained by the original authors and copyright holders, used by their courtesy.

Gen. *Lophostica* Simon, 1902

Type species *Lophostica mauriciana* (3 recognizable species).

See more species at [Lophostica-Q+M](#)



A-C - *Lophostica mauriciana*.

Source: Duhem, Ledoux, Wesolowska 2005. Genus, 16(4): 527-536, f 1-24. All copyrights are retained by the original authors and copyright holders, used by their courtesy.

Gen. *Lycidas* Karsch, 1878

Type species *Lycidas anomalus* (20 recognizable species).

See more species at [Lycidas-Q](#)

REMARKS. Genus names *Lycidas* Karsch, 1878, *Maratus* Karsch, 1878 & *Jotus* L. Koch, 1881 are used variably by different authors without satisfactory definition of their differences and contents. All three require professional taxonomic revision of ALL species before situation become clear. Males have relatively uniform palps, with uncertain yet "double structure of embolus", with color photographs of live specimen being the best character. Published drawings of epigyne of females are generally unsatisfactory, with main difference in course and proportions of copulatory ducts (studied on temporary slides, well cleared and stained with Chlorazol Black E).


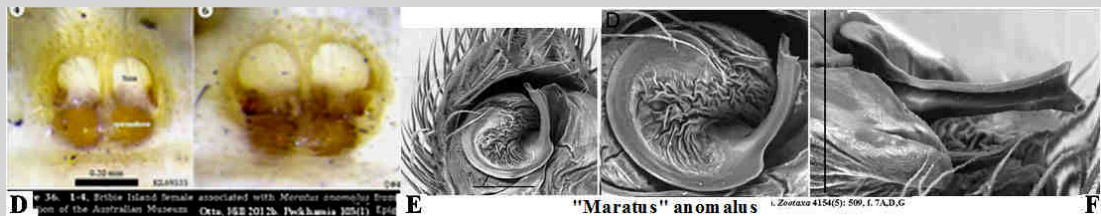
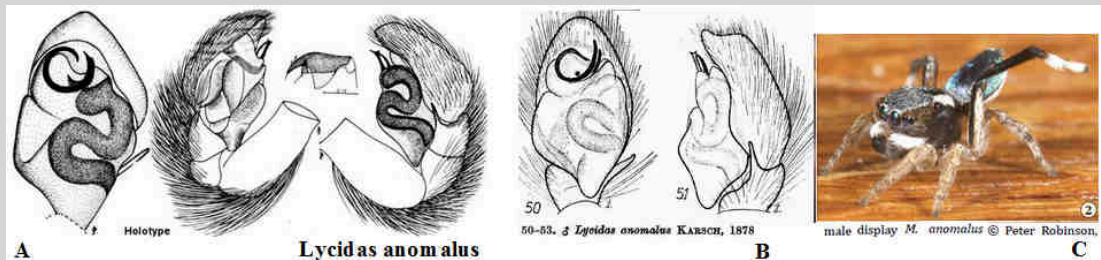
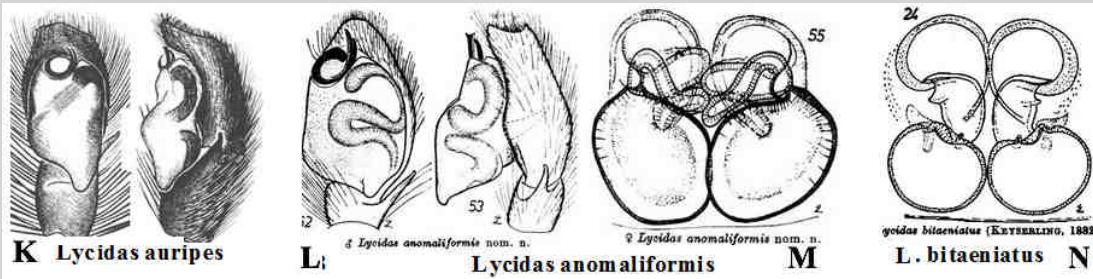
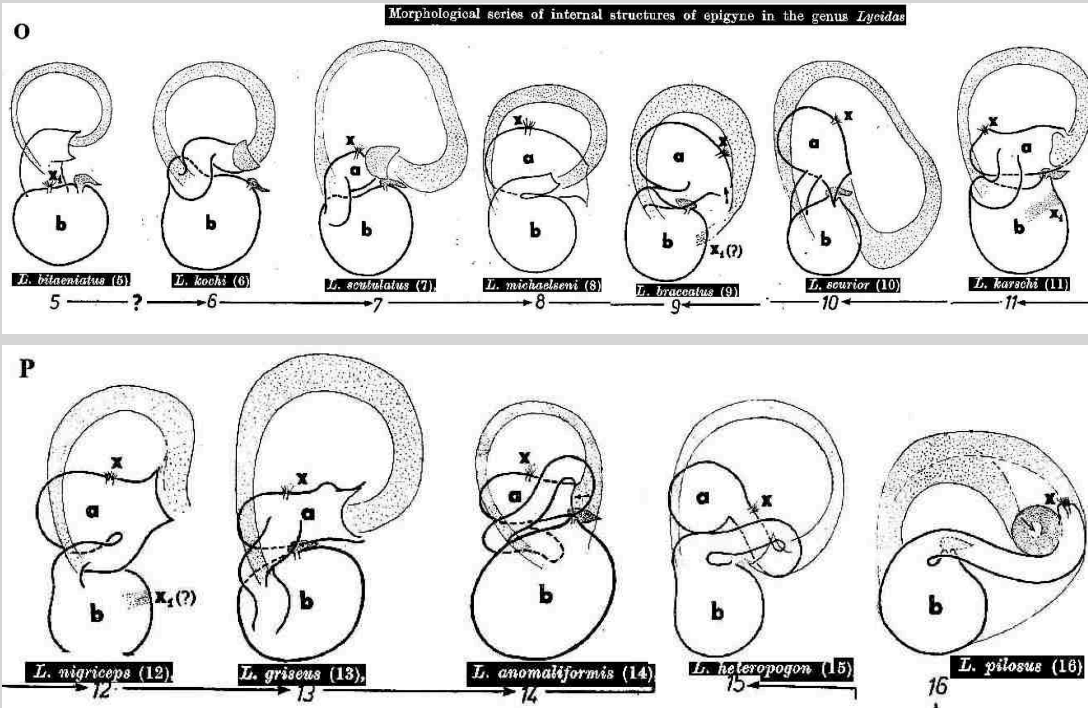


Figure 4. Male *Jotus auripes* from the Sydney suburb Otto, Hill 2012b. Pechumia 105(1).
 Male *Jotus auripes* from You Yangs Regional Park, west of Melbourne, Australia. Otto, Hill 2012b. Pechumia 105(1). Copyright © Mark Helle, with permission.
 Presumed female *Jotus auripes* from You Yangs Park, Otto, Hill 2012b. Pechumia 105(1). © Mark Helle.



A-B - *Lycidas anomalus*, C - "*Maratus*" *anomalus* during courtship display - note semaphore like signaling of leg III, characteristic for SAITEAE subgroup. D-F - "*Maratus*" *anomalus* [?] epigyne and embolus, G-J - *Lycidas auripes* male and female, K - *Lycidas auripes*, L-M - *Lycidas anomaliformis*, N - *Lycidas bitaeniatus*,...

Source: A - Prószyński 1984a. Atlas rysunków diagnostycznych mniej znanych Salticidae (Araneae). Zeszyty Naukowe Wyższej Szkoły Rolniczo-Pedagogicznej, Siedlce: 159, B - Zabka, 1987b: 471, f. 50-51, C - Photo P. Robinson in Otto & Hill, 2012a: 30, f. 36.4, 6, D-F - Baehr & Whyte, 2016a :©Zootaxa 4154 (5): 509 - 510 f. 7 A, D, G-I, G-J - Photos ©Mark Halle - from Otto, Hill 2012b Peckhamia 103(1): 5-7, f [plates] 2-6 [as *Jotus a.*]. A - Davies Todd, Zabka 1989. Mem. Queens. Mus., 27 (2): 238, 244, t. 46, B-C - Zabka M. 1987b. Annales Zoologici, 40, 1: 458-460, ff. 23-24; 473-474, ff. 52-55. All copyrights are retained by the original authors and copyright holders, used by their courtesy.



Q 5-16. Morphological series of internal structures of epigyne in the genus *Lycidas*: *L. bitaeniatus* (5), *L. kochi* (6), *L. scutulatus* (7), *L. michaelsoni* (8), *L. braccatus* (9), *L. obscurior* (10), *L. karschi* (11), *L. nigriceps* (12), *L. griseus* (13), *L. anomaliformis* (14), *L. heteropogon* (15), *L. pilosus* (16). Zabka, M. (1987b). *Annales Zoologici*, Warszawa 40: 455, f. 5-16.

O-Q - diversity of internal structure of epigyne in 12 species of *Lycidas* (names given in plate Q) Forgotten documentation - internal structure of epigyne in *Lycidas* and related genera differs by shape and proportions of copulatory ducts and spermatheca. This is complementary to color pattern in live specimens, but in similar looking females, especially in specimens long preserved in ethanol it the only reliable character.

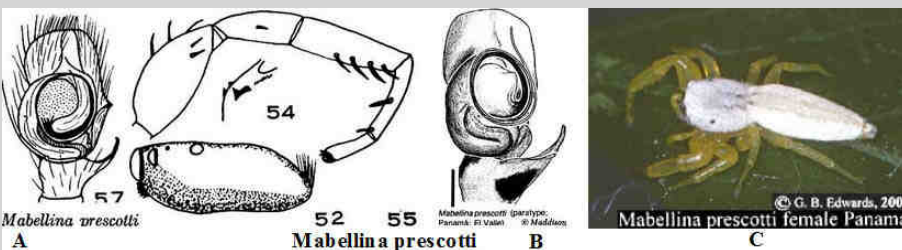
NOTE: This structure can be displayed by simple procedure of removing epigyne from body, clearing soft tissues in 10-20% aqueous solution of KOH for about 24 hours in room temperature, staining with Chlorazol Black E and mounting in a temporary slide, to be examined in Clove oil).

Source: Zabka 1987, *Annales zoologici*, 40: 455, f. 5-16. All copyrights are retained by the original authors and copyright holders, used by their courtesy.

Gen. *Mabellina* Chickering, 1946

Type species *Mabellina prescottii* (1 recognizable species).

See more species at [Mabellina-Q+M](#)



A-C - *Mabellina prescottii*.

Source: A - Chickering 1946. *Bull. Mus. Comp. Zool. Harvard* 97: 68-72, figs 52-57; B - Maddison 1996. *Bull. Mus. Comp. Zool.* 154 (4): 332, f 63, C - ©Photo G. B. Edwards, 2001. All copyrights are retained by the original authors and copyright holders, used by their courtesy.

Gen. *Macaroeris* Wunderlich, 1992

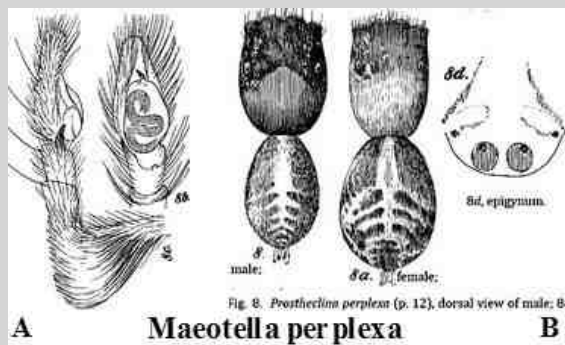
- See informal group EUODENINES

Type species *Macaroeris nidicolens* (8 recognizable species) .

See more species at [Macaroeris](#)

Gen. *Maeota* Simon, 1901Type species *Maeota dichrura* (1 + 9 recognizable species).See more species at [Maeota-Q+M](#)A-C -*Maeota dichrura*.

Source: A - Galiano 1963b. Physis, 23 (66): 387, t. 25, ff. 16-18, B C --Zhang J., Maddison 2012. Zootaxa 3578: 24, f 92-95. ©Magnolia Press, C - ©Zhang J., Maddison 2015: Zootaxa 3938 (1): 22, f 204-208. © Magnolia Press. All ©copyrights are retained by the original authors and copyright holders, used by their courtesy.

Gen. *Maeotella* Bryant, 1950Type species *Maeotella perplexa* (1 recognizable species).See more at [Maeotella-Q](#)A - *Maeotella perplexa*, B - *Maeotella perplexa*. [ATTENTION: these are the only diagnostic drawings of this genus in the literature].COMMENT: transfer to *Anasaitis* not accepted here (see below).

Source: A - Peckham & Peckham, 1901b: 12, pl. 3, f. 8 Attidae found in Jamaica.: 7, 8, 12, t.3, f. 8. B - Bryant, 1950: 187. All ©copyrights are retained by the original authors and copyright holders, used by their courtesy.

Anasaitis* Bryant, 1950Anasaitis* Bryant, 1950: 168; type species: *Saitis morgani* (Peckham & Peckham, 1901).*Maeotella* Bryant, 1950: 186; type species: *Saitis perplexus* (Peckham & Peckham, 1901). New Synonymy

Diagnosis. Species of *Anasaitis* are recognizable by the following genitalic characters: embolus **usually short** and not coiled; tegulum **sometimes with a distinct proximal lobe**; distal hematodocha highly reduced (ch. 70-1); **epigynum without distinct window**; **copulatory duct usually short**. *Anasaitis* are small to medium-sized spiders.

The following species are here transferred to *Anasaitis*. **Most of them show the above genitalic features.**

Anasaitis perplexa (Peckham & Peckham, 1901) (from *Maeotella*, New Combination)

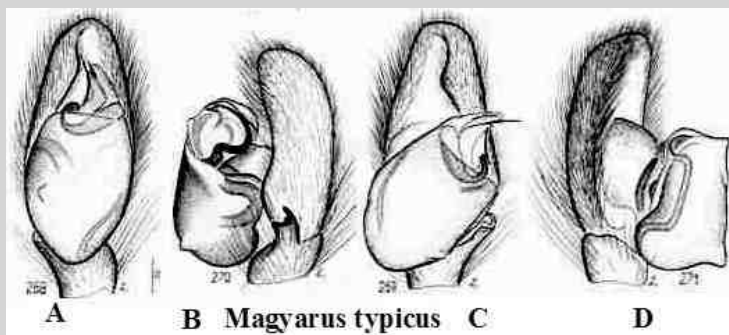
based on it having the same genitalic pattern

PHYLOGENY OF EUOPHRYINE JUMPING SPIDERS

Zootaxa 3938 (1) © 2015 Magnolia Press · 15


Excerpts of documentation of transfer of 12 species belonging to 3 genera (including *Maeotella perplexa*) to the genus *Anasaitis*: "embolus **usually**", "tegulum **sometimes**", epigynum **without distinct**", "duct **usually**" - there are no information that the authors ever seen the species. The above data **are sufficient for the WSC** (ver. 19.5, December 2018) to accept synonymy of genera *Maeota* and *Anasaitis*)).

Source: Zhang & Maddison, 2015, Zootaxa 3938(1): 15. All ©copyrights are retained by the original authors and copyright holders, used by their courtesy.

Gen. *Magyarus* Zabka 1985Type species *Magyarus typicus* (1 recognizable species).See more species at [Magyarus-Q+M](#)*Magyarus typicus*.

Source: Zabka 1985. Annales Zoologici 39, 11: 237-238, f 268-271. All ©copyrights are retained by the original authors and copyright holders, used by their courtesy.

Gen. *Maileus* Peckham, Peckham, 1907Type species *Maileus fuscus* (1 recognizable species).See more species at [Maileus-Q+M](#)



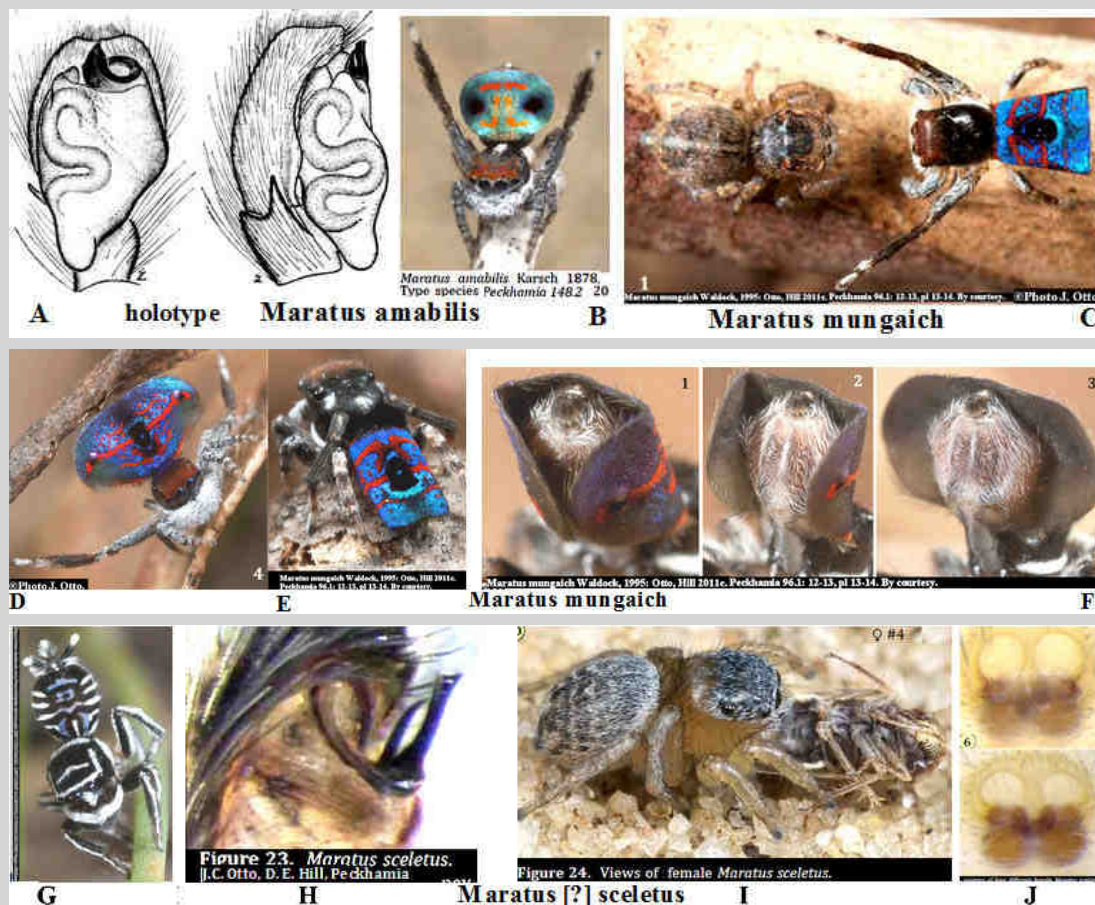
A - "*Maileus fuscus* Peck.Sarawak. Type 4312", B-D - "*Maileus cf. fuscus*."

Source: A - quick sketch by M. Zabka in Prószyński Internet 2003b, B-D - ©Zhang J., Maddison 2015: Zootaxa 3938 (1): 29, f 500-503. © Magnolia Press . . All ©copyrights are retained by the original authors and copyright holders, used by their courtesy.

Gen. *Maratus* Karsch, 1878

Type species *Maratus amabilis* (67 recognizable species).

See more species at [Maratus-Q+M](#)



A - *Maratus amabilis*: holotype, B - general appearance and courtship posturing in *Maratus amabilis* - male courtship display (note extended abdominal flaps), C - *Maratus mungaich* - female and male during courtship. D-E - *Maratus mungaich* - positions of male abdominal flaps in *Maratus*: fully extended during display, pressed to sides of abdomen (normal position), E - *Maratus mungaich* - posteroventral views on three positions of flaps, G-H - *Maratus [?] sceletus* : G - male, H - embolar area of palpal organ, I - female, J - epigyne.

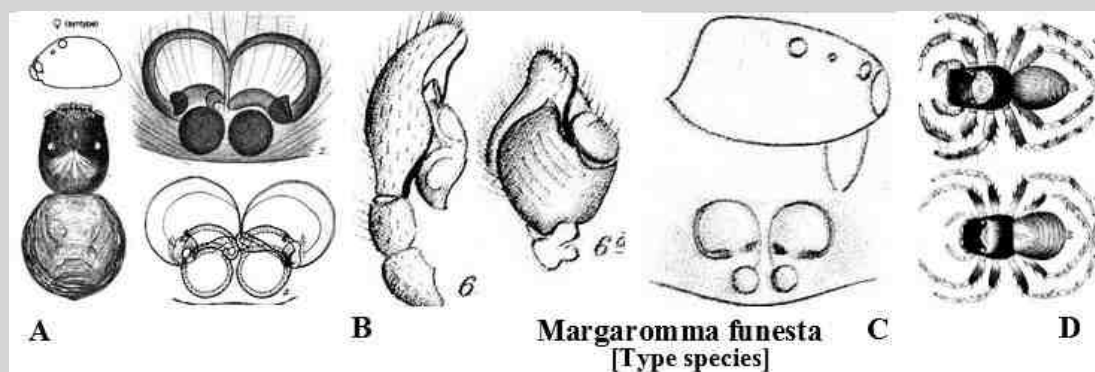
Source: A - Zabka M. 1987b. Annales zoologici, 40, 1: 479, ff. 64-66, B, G-J - Otto, Hill 2011c. Peckhamia 96.1: 12-13, pl 13-14. All ©copyrights are retained by the original authors and copyright holders, used by their courtesy.

ATTENTION: See *Maratus splendens* courtship dance: <https://www.youtube.com/watch?v=1355RCne5w0>.

Gen. *Margaromma* Keyserling, 1882

Type species *Margaromma funesta* (1 recognizable species).

See more species at [Margaromma-Q+M](#)



A - *Margaromma funesta* [Type species], B-D -same, original drawing.

Source: A - Davies T., Zab. 1989. Mem. Queen.Mus., 27 (2): 230, t. 38, B-D - Keyserling 1882: 1347, t 114, f 5, 6. All copyrights are retained by the original authors and copyright holders, used by their courtesy.

Gen. *Margaromma* [misplaced] Thorell, 1899

Type species "*Margaromma nitida*" (5? misplaced species).

See more species at [Margaromma-Q+M](#)

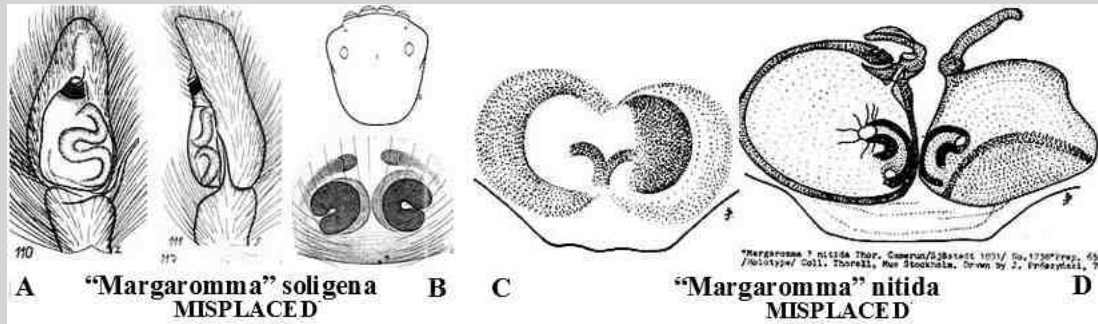


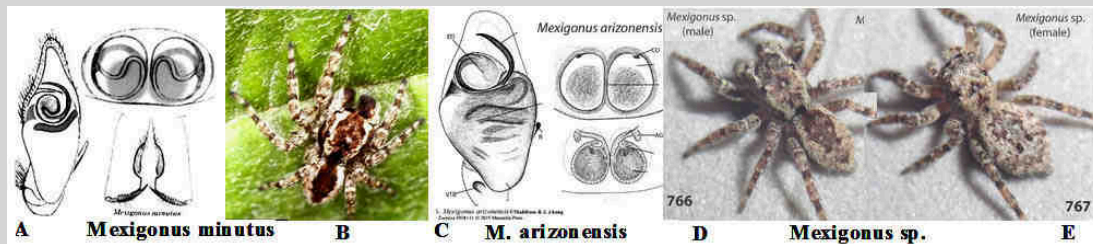
Figure -XXm11. A-B - "*Margaromma soligena* [Misplaced], C-D - "*Margaromma nitida* [MISPLACED.

Source: A-B -- Zabka 1988b. Annales Zoologici, 41 (14): 462-463, ff. 110- 113, C-D - Prószyński J. 1984c. Atlas ...: 79 All copyrights are retained by the original authors and copyright holders, used by their courtesy.

Gen. *Mexigonus* Edwards, 2003

Type species *Mexigonus minutus* (4 recognizable species).

See more species at [Mexigonus-Q+M](#)



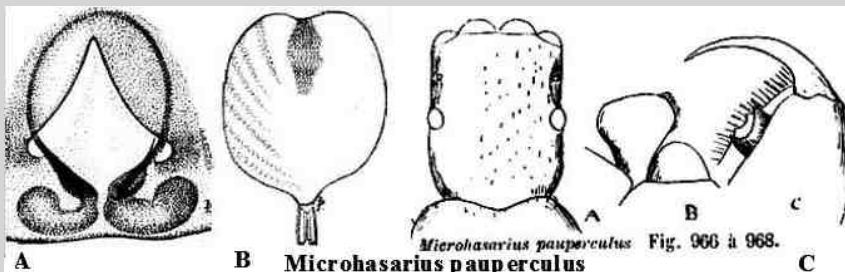
A - *Mexigonus minutus*, B - same., C - *Mexigonus arizonensis*, D-E - *Mexigonus* sp. from Ecuador.

Source: A - Edwards G.B. 2002a. 16(1-3): 70, f 9-12, B - ©Phot. D. Richman, C, D-E - - ©Zhang J., Maddison 2015: Zootaxa 3938 (1): 24, f 250-256. (compare Figs P7-P9, below) . All copyrights are retained by the original authors and copyright holders, used by their courtesy.

Gen. *Microhasarius* Simon, 1902

Type species *Microhasarius pauperculus* (1 recognizable species).

See more species at [Microhasarius-Q+M](#)



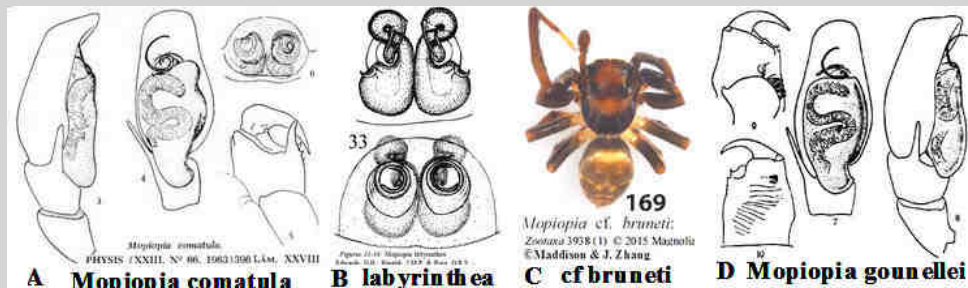
A-C- *Microhasarius pauperculus*.

Source: A-B - Prószyński J. 1987. Atlas ...: 67, C - Simon 1903a: 823, f 966-968. All copyrights are retained by the original authors and copyright holders, used by their courtesy.

Gen. *Mopiopia* Simon, 1902

Type species *Mopiopia comatula*. (3 recognizable species).

See more species at [Mopiopia-Q+M](#)



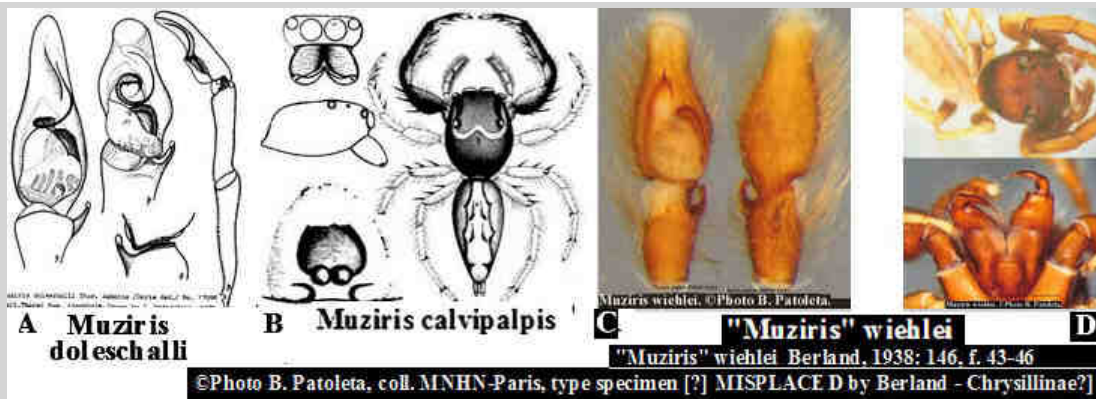
A - *Mopiopia comatula*, B - *Mopiopia labyrinthea*, C - *Mopiopia cf. bruneti*, D - *Mopiopia gounellei*.

Source: A - Galiano 1963b. Physis: 397-398, t. 28, f 3-6, B - Edwards, Rinaldi, Ruiz 2005. Biota Neotr. 5(2): 25, f 31-34, 56-57, C - ©Zhang J., Maddison 2015: Zootaxa 3938 (1): 20, f 169, D - Galiano 1963b. Physis, 23 (66): 454-455, t 39, f 7-10. All copyrights are retained by the original authors and copyright holders, used by their courtesy.

Gen. *Muziris* Simon, 1901

Type species *Muziris doleschalli* (3 recognizable species).

See more species at [Muziris-Q+M](#)

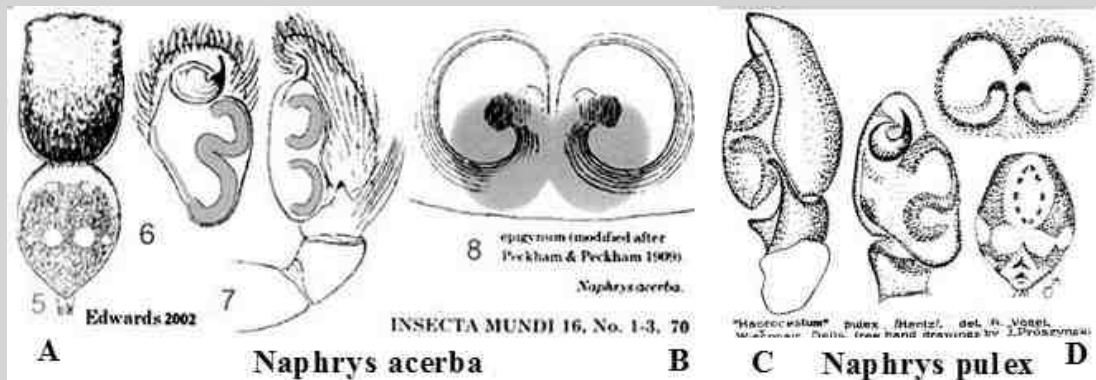


A - *Muziris doleschalli* (Ambon), B - *Muziris calvipalpis* [placement?], C-D - "*Muziris*" *wiehlei* ©Photo B. Patoleta unpublished, coll. MNHN-Paris, type specimen [?] [MISPLACED by Berland - apparently CHRYSILLINES].

Source: A - Prószyński 1974 Atlas ...: 86 (Ambon), B - Keyserling E. 1883 1453, t 122, f 7, C-D - ©Photo B. Patoleta unpublished. All ©copyrights are retained by the original authors and copyright holders, used by their courtesy.

Gen. *Naphrys* Edwards, 2003

Type species *Naphrys acerba* (3 recognizable species).
See more species at [Naphrys-Q+M](#)



A-B - *Naphrys acerba*, C-D - *Naphrys pulex*, E-F - *Naphrys bufoides*, G-H - *Naphrys pulex*.
Source: A-B - Edwards G.B. 2002a. Insecta Mundi 16 (1-3): 69, f 5-8, C-D - Prószyński 1987. Atlas ...: 14, E-H - ©Zhang J., Maddison 2015: Zootaxa 3938 (1): 18, f 730-731 © Magnolia Press. All ©copyrights are retained by the original authors and copyright holders, used by their courtesy.

Gen. *Nebridia* Simon, 1902

Type species *Nebridia semicana* (1 recognizable species).
See more species at [Nebridia-Q](#)



Nebridia semicana.

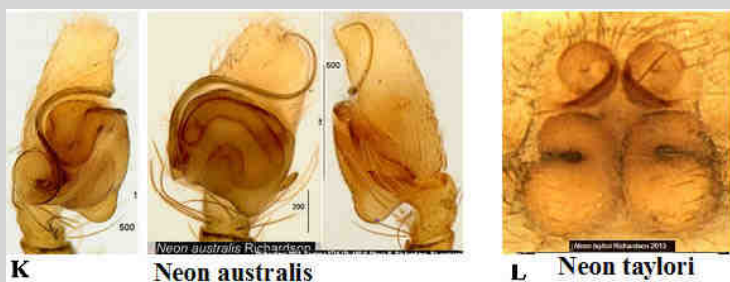
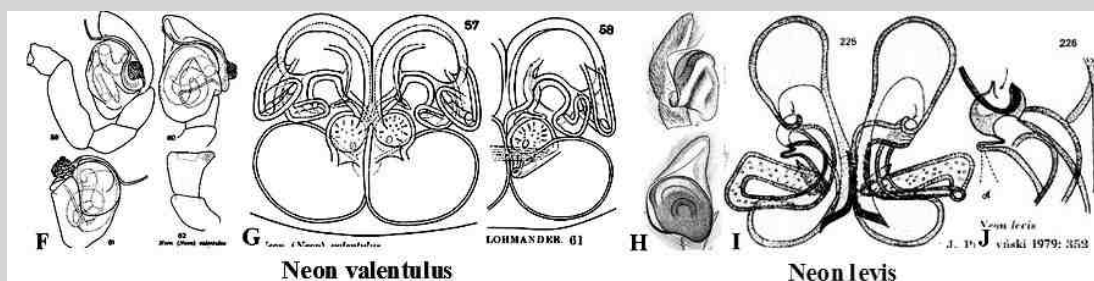
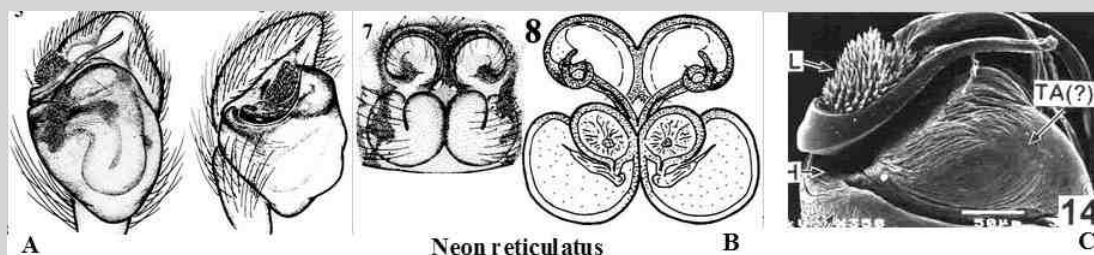
Source: Galiano 1963b. Physis, 23 (66): 401, t 27, f 15-18. All ©copyrights are retained by the original authors and copyright holders, used by their courtesy.

Gen. *Neon* Simon, 1876

Type species *Neon reticulatus* (20 recognizable species)
See more species at [Neon-Q+M](#)
PLACEMENT IN EUOPHRYINES TENTATIVE.

REMARK. Internal structure of epigyne with spermathecae divided into two spherical chambers (compare *Iberattus*), with relatively short and thin ducts, as in type species and similar species, resembles EUOPHRYINES. So is coiled embolus, presumably atop

membranous haematodocha. Of the other hand there is considerable diversity among known 20 species of this genus, the loop of spermophor does not resemble typical meander. Phylogenetical relationships are therefore uncertain, but identification of the genus is easiest if morphologically placed among EUOPHRYINES. Diagnostic drawings below are integral part of definition.



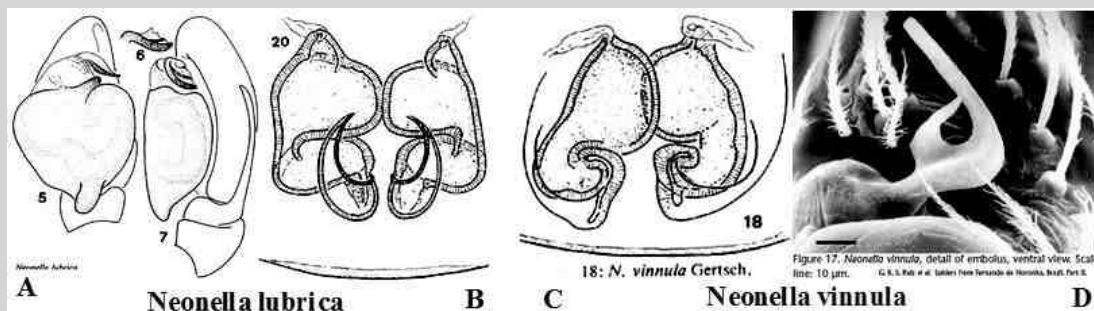
A-D - *Neon reticulatus*, E - *Neon nellii*, F-G - *Neon valentulus*, H-J - *Neon levis*, K - *Neon australis*, L - *Neon taylori* (male not copied)


Source: A-B - Snazell et al. 1999. Bull. Brit. Arach. Soc. 11, 6: 251-254, f 5-8, C - Logunov 1998. Bull. Brit. Arachn. 11 (1): 17, f 13-14. - ©Photo J. Lissner, E - Paquin P., Duperré N. 2003. Faberies, Suppl. 11: 197, f 2202-2204, F-G - Lohmander H. 1945. Göteborgs K. Vetensk. Samh. Handl. (6) 3B (9): 59-66, f 57-62, H - Zabka. 1997. Fauna Polski 19: 5-187, f 222-227, I-J - Prószyński 1979. Annales Zoologicae 34 (11): 314, f 225-226, K-L - Richardson 2013. Zootaxa 3716 (3): 468-471, f 25-37. © 2013 Magnolia Press. All copyrights are retained by the original authors and copyright holders, used by their courtesy.

Gen. *Neonella* Gertsch, 1936

Type species *Neonella vinnula* (12 recognizable species).

See more species at [Neonella-Q+M](#)





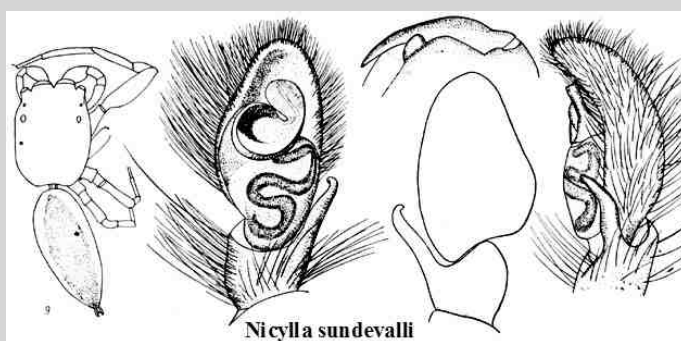
A-B --*Neonella lubrica*, C-G --*Neonella vittula*, H-I - *Neonella* sp. Mexico & Uruguay.

Source: A-D -- Galiano M.E. 1988b. Revue suisse Zool., 95 (2): 441, f 2-7, 15, 20; 443, f 13, 18, E - ©Photo G. B. Edwards, F-I - ©Zhang J., Maddison 2015: Zootaxa 3938 (1): 24, f 257-263, f. 738-739. All ©copyrights are retained by the original authors and copyright holders, used by their courtesy.

Gen. *Nicylla* Thorell, 1890

Type species *Nicylla sundevalli* (1 recognizable species).

See more species at [Nicylla-Q](#)



Nicylla sundevalli

Nicylla sundevalli .

Source: Prószyński 1968c. Annales zoologici. 26: 244-246, f 9-13. All ©copyrights are retained by the original authors and copyright holders, used by their courtesy.

Gen. *Ocnotelus* Simon, 1902

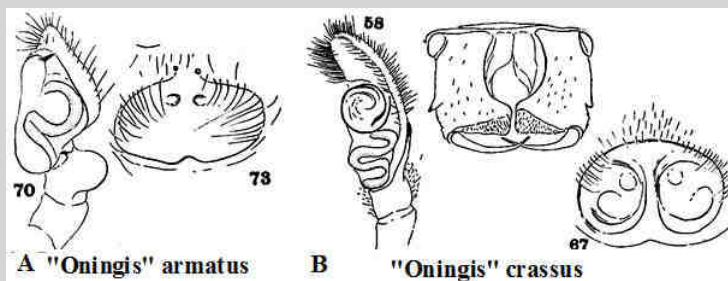
see group EUODENINES [Ocnotelus](#)

Gen. "*Oningis*". Simon, 1901

.Not congeneric with type species *Oningis pompatus* = *Jollas pompatu*, (2 recognizable species)

See more species at "[Oningis](#)"-Q

REMARKS, Two not congeneric species belonging to EUOPHRYINES are left provisionally here, pending revision, while their type species is transferred to *Jollas*, belonging to SITTICINES.



A "*Oningis*" *armatus*

B "*Oningis*" *crassus*

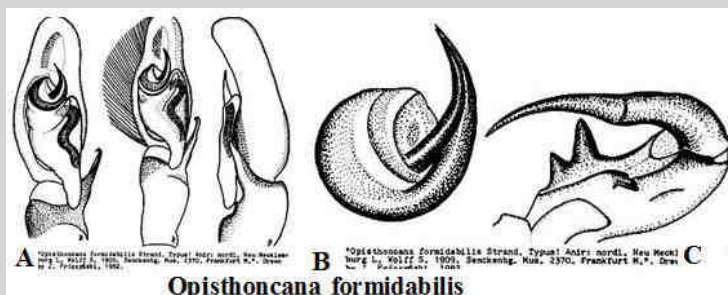
MISPLACED in "*Jollas*"- pending transfer: A - "*Oningis*" *armatus*, B - "*Oningis*" *crassus* .

Source: A - Bryant 1943. Bull. Mus. Comp. Zool. 92 (9): 495, T. 7, F. 70, 73, B - 497, T. 6, F. 58, 60, 67. All ©copyrights are retained by the original authors and copyright holders, used by their courtesy.

Gen. *Opisthoncana* Strand, 1913

Type species *Opisthoncana formidabilis* (1 recognizable species).

See more species at [Opisthoncana-Q+M](#)



Opisthoncana formidabilis

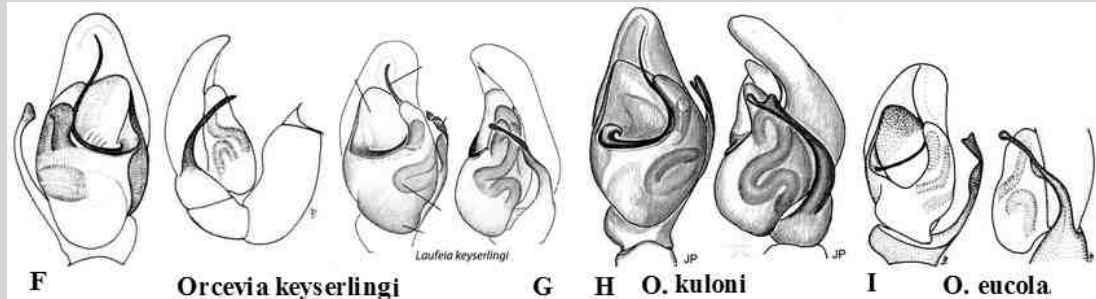
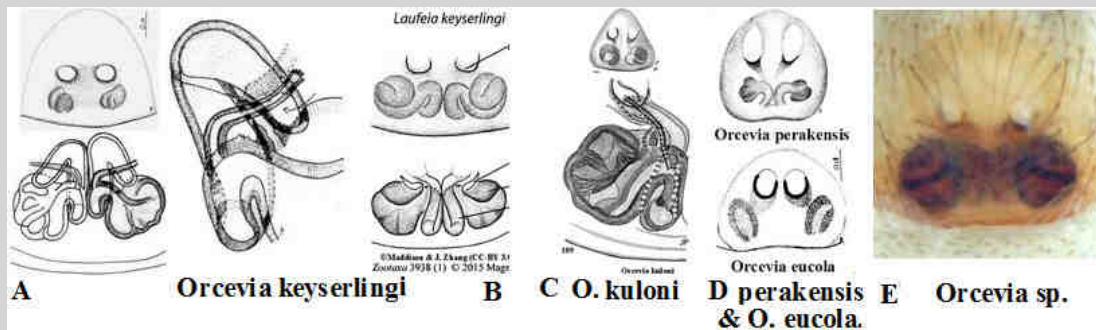
A-C - *Opisthoncana formidabilis* .

Source: Prószyński J. 1984c. Atlas ...: 96. All ©copyrights are retained by the original authors and copyright holders, used by their courtesy.

Gen. *Orcevia* Thorell, 1890

Type species *Orcevia keyserlingi* (6 recognizable species).

See more at [Orcevia-Q](#)



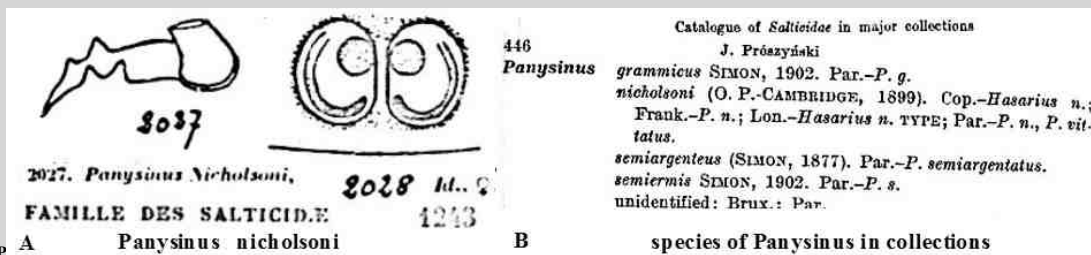
A - *Orcevia keyserlingi* Prószyński, Deeleman-Reinhold 2012, B - supposedly same, but identification doubtful, drawing impermissibly diagrammed, C - *Orcevia kuloni*, D - epigynum of *Orcevia perakensis* & *O. eucola*, E - *Orcevia* sp. [Borneo], F - *Orcevia keyserlingi* by Prószyński, G - same by Zhang & Maddison, H - *Orcevia kuloni*, I - *Orcevia eucola*.

Source: A, C-D, F, H-I - Prószyński, Deeleman-Reinhold 2012. Arthr. select. 21(1): 52-53, f 108-110, B, G - Zhang & Maddison, E - ©Photo P. Koomen. ee below. All copyrights are retained by the original authors and copyright holders, used by their courtesy.

Gen. *Pany sinus* Simon, 1901

Type species *Pany sinus nicholsoni* (1 recognizable? species).

See more species at [Pany sinus-Q](#)



A-- *Pany sinus nicholsoni* (described from Java, a few imported specimens reported from MNHN-Paris and from Great Britain), B - list of collections keeping species of *Pany sinus*.

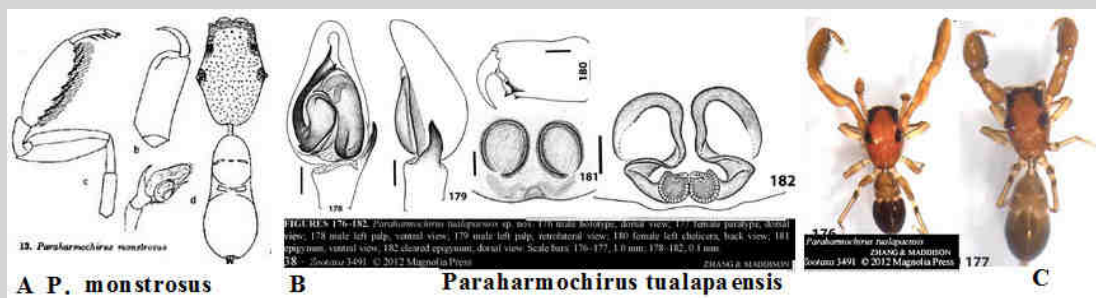
Source: A-- Simon 1937. 1244, 1272, f 2027-2028. B - Prószyński, 1971: 446. All copyrights are retained by the original authors and copyright holders, used by their courtesy.

Gen. *Parabathippus* see near BATHIPPUS

Gen. *Paraharmochirus* Szombathy, 1915

Type species *Paraharmochirus monstrosus*. (2 recognizable species).

See more species at [Paraharmochirus-Q+M](#)



A - *Paraharmochirus monstrosus*, B-C - *Paraharmochirus tualapaensis*.

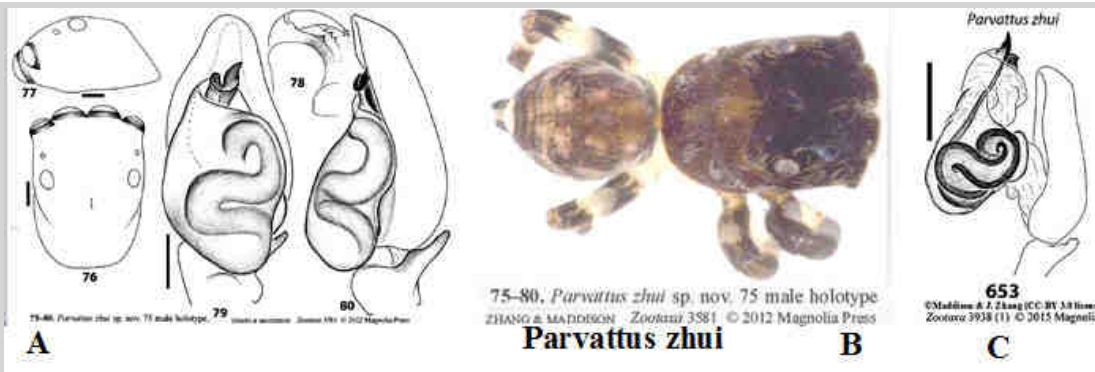
Source: A - Szombathy 1915. Ann. hist.-nat. Mus. nat. 13: 489, f 13, B-C - Zhang J., Maddison 2012.Zootaxa 2012b: 36-39, f 170-182. All copyrights are retained by the original authors and copyright holders, used by their courtesy.

ATTENTION: Maddison 2015 places *Paraharmochirus*, *Diolenius* and *Sobasina* in Euohryini - but I am not ready to confirm significance of sharing of some noticeable characters scattered also among other unrelated genera (legs I, straight lateral part of spermophor, unclear structure of embolus, in *Diolenius* and *Paraharmochirus* similar upper parts of ducts).

Gen. *Parvattus* Zhang J., Maddison 2012

Type species *Parvattus zhu* (1 recognizable species).

See more species at [Parvattus-Q+M](#)

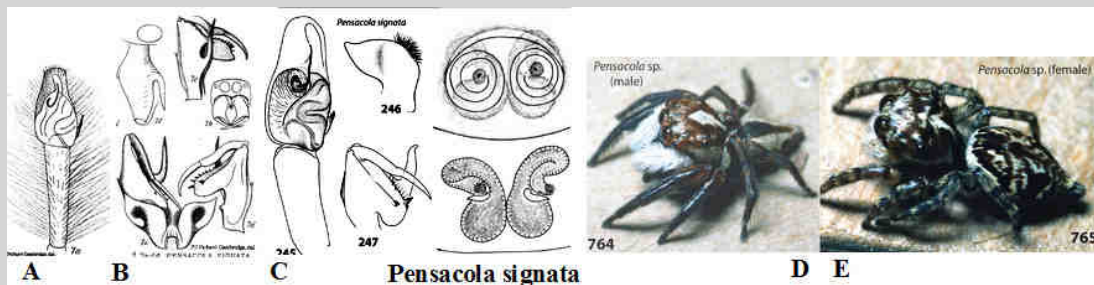
A-C - *Parvattus zhui*.

Source: A-B - Zhang J., Maddison 2012. Zootaxa: 3581: 70-71, f 75-80, C - Zhang J., Maddison 2015: Zootaxa 3938 (1): f 653. © Magnolia Press. All copyrights are retained by the original authors and copyright holders, used by their courtesy.

Gen. *Pensacola* Peckham & Peckham, 1885

Type species *Pensacola signata* (15 recognizable species).

See more species at [Pensacola-Q+M](#)



Pensacola-Mexigonus Clade Figs 243–256, 764–769 Zootaxa 3938 (1) 24 © 2015 Magnolia Press

Pensacola and *Mexigonus* are very different in both body form and genitalic structure. However, the molecular phylogeny suggests they are more closely related to each other than to other euophryine genera.

F ZHANG & MADDISON

A-C - *Pensacola signata*, D-E -- *Pensacola* sp, male and female from Mexico, sama source, F - confession of faith against facts.

Source: A-C - F. P.-Cambridge 1901 : 220, t. 18, f 7, D-E --- Zhang & Maddison, 2015: 59, f. 243-249; 110, f. 764-765, F - Zhang & Maddison, 2015: 24 (facsimile).. All copyrights are retained by the original authors and copyright holders, used by their courtesy.

Gen. *Pensacolops* Bauab, 1983

Type species *Pensacolops rubrovittata* (1 recognizable species).

See more species at [Pensacolops-Q+M](#)



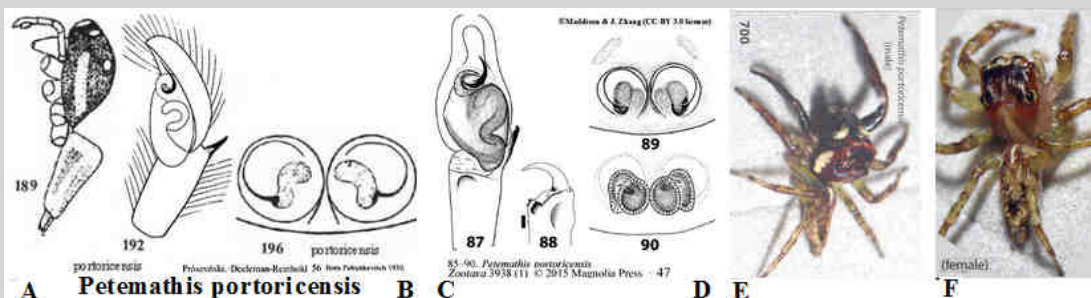
Pensacolops rubrovittata.

Source: Bauab, 1983: 2, f. 1-5. All copyrights are retained by the original authors and copyright holders, used by their courtesy.

Gen. *Petemathis* Prószyński & Deeleman-Reinhold, 2012

Type species *Petemathis portoricensis* (4 recognizable species).

See more species at [Petemathis-Q+M](#)



A-B - *Petemathis portoricensis* copied from Petrunkevitch, 1930, C-F - same by Zhang J., Maddison 2015.


Source: A-B -- copied from Petrunkevitch, 1930b: 118, f 97-103 by Prószyński, Deel.-Rein. Arthr. sel. 2012: 21(1): 54-55, f 189, 192, 196, C-F - ©Zhang J., Maddison 2015: Zootaxa 3938 (1): f 85-90, 700-701. © Magnolia Press. All copyrights are retained by the original authors and copyright holders, used by their courtesy.

Gen. *Phasmolia* Zhang J., Maddison, 2012

Type species *Phasmolia elegans* (4 recognizable species).

See more species at [Phasmolia-Q+M](#)

REMARK. Color pattern (but not genitalic structures) - comparable with *Lakarobius*!



A-C --*Phasmolia elegans*. Color pattern - compare [Lakarobius!](#)

Source: A-C - Zhang J., Maddison, 2012b; Zootaxa 3491: 39-41, f 183-195. All ©copyrights are retained by the original authors and copyright holders, used by their courtesy.

Gen. *Popcornella* Zhang J., Maddison, 2012

Type species *Popcornella spiniformis* (4 recognizable species).

See more species at [Popcornella-Q+M](#)



A - *Popcornella spiniformis* B - *Popcornella spiniformis* C - *Popcornella spiniformis*



D - *P. furcata* E - *P. nigromaculata* F - *P. yunque*

Diversity in genitalic characters within genus *Popcornella*, or different genera? A-C - *Popcornella spiniformis*, D - *Popcornella furcata*, E - *Popcornella nigromaculata*, F - *Popcornella yunque*.

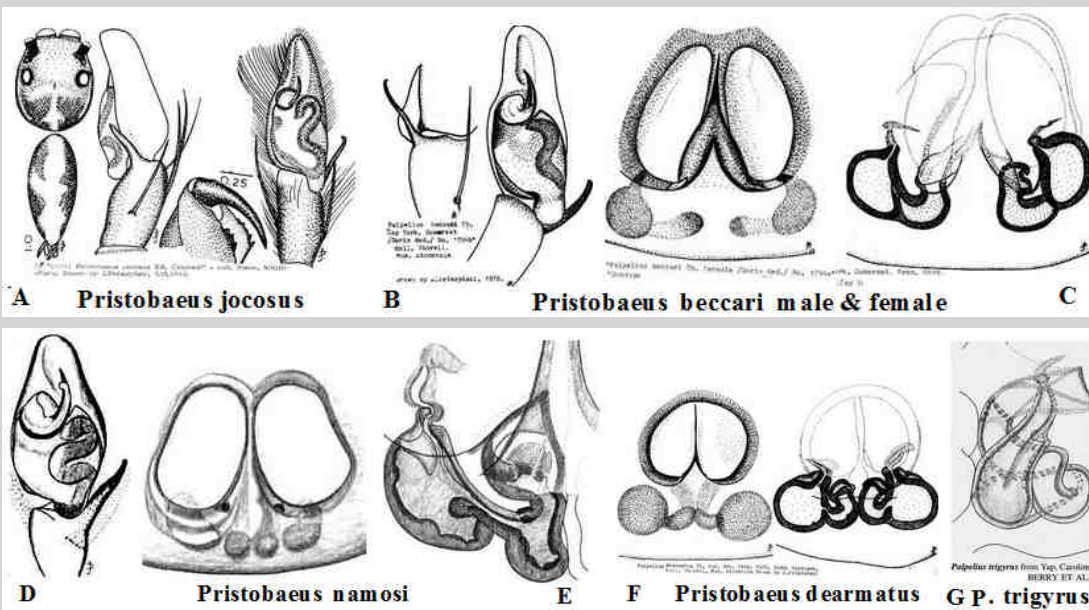
COMMENT: Drawings of spermathecae diagrammed, which prevent proper interpretations.

Source: Zhang J., Maddison. Zootaxa 3476: 44-46, f 190-233. ©Magnolia Press. All ©copyrights are retained by the original authors and copyright holders, used by their courtesy.

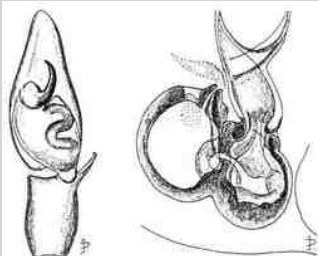
Gen. *Pristobaeus* Simon, 1902

Type species *Pristobaeus jocosus* (9 recognizable species).

See more species at [Pristobaeus-Q+M](#)



D - *Pristobaeus namosi* E - *Pristobaeus namosi* F - *Pristobaeus dermatus* G - *P. trigyrus*



H *Pristobaeus* sp.



I MALAYSIA: Sabah (North Borneo) Trus Madi (831), 26.x.2001 Ruderal area with *Mimosa* along edge primary lowland forest, nearby river © Peter Koomen



I *Pristobaeus* sp.



I



J *Pristobaeus beccarii* (male)

male

K *Pristobaeus beccarii* (male)



J *Pristobaeus beccarii* (male)



K *Pristobaeus beccarii* (female)

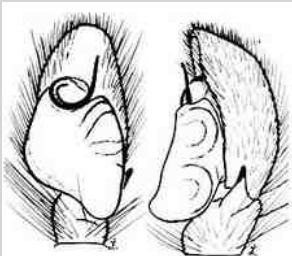
Diversity among *Pristobaeus*. A - *Pristobaeus jocosus*, B-C, J-K - *P. beccarii*, D-E - *P. namosi*, F - *P. dearmatus*, G - *P. trigyrus*, I - *Pristobaeus* sp. Sabah: Trus Madi.

Source: A-C - Prószyński 1984c: 96-97, D-E, G-H - Berry, Beatty, Prószyński 1996. J. Arachnology. 24(3): 243-244, f 106-110, I - ©Photo Peter Koomen, J-K - ©Zhang J., Maddison 2015: Zootaxa 3938 (1): 28, f. 848-851 © Magnolia Press. see below. All ©copyrights are retained by the original authors and copyright holders, used by their courtesy.

Gen. *Prostheclina* Keyserling, 1882

Type species *Prostheclina pallida* (7 recognizable species).

See more species at [Prostheclina-Q+M](#)

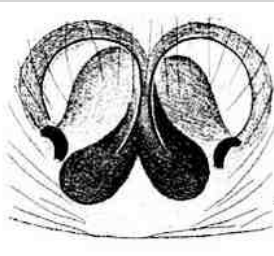


A

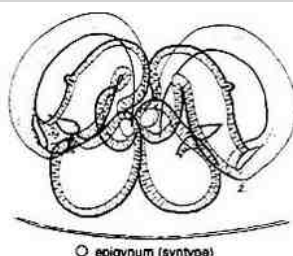


B

B *Prostheclina pallida*



C



D

♀ epigynum (syntype)



E



F *Prostheclina pallida*



G



H *Prostheclina pallida*

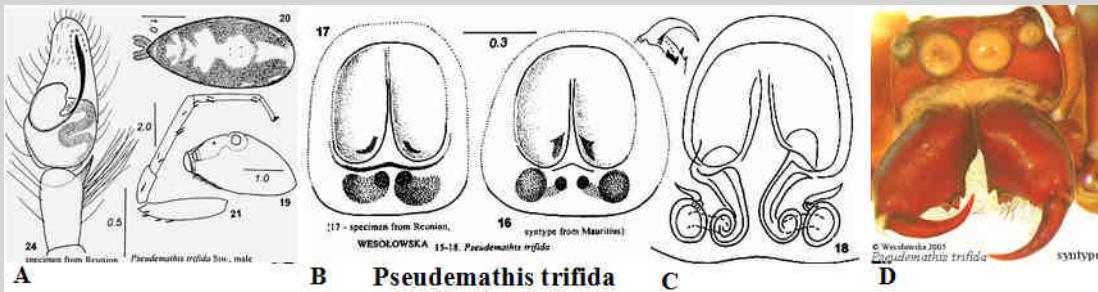
A-H - *Prostheclina pallida*.

Source: A, C-D - Davies Todd V., Zabka M. 1989. Mem. Queensland Mus., Brisbane, 27 (2): 238, t 44, ©Photo M. Stevens in R. Whyte +Otto, Hill 2012b. Peckhamia 103(1): 7-8, f [plate] 7. All ©copyrights are retained by the original authors and copyright holders, used by their courtesy.

Gen. *Pseudemathis* Simon, 1902

Type species *Pseudemathis trifida* (1 recognizable species).

See more species at [Pseudemathis-Q+M](#)

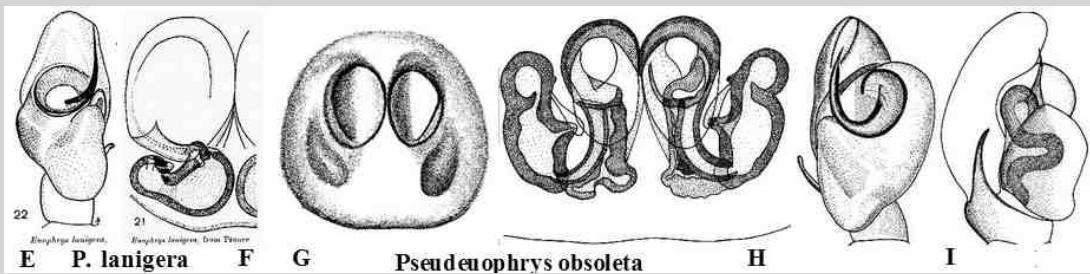
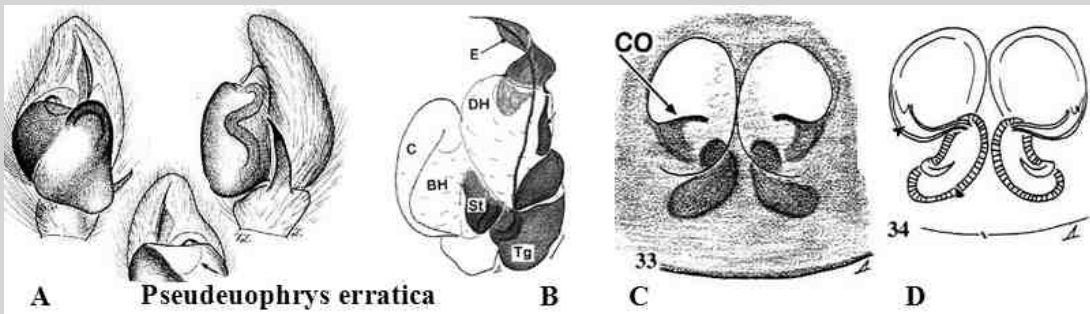
A-D - *Pseudemathis trifida*.

Source: Duhem, Ledoux, Wesolowska 2005. Genus, 16(4): 527-536, f 12-24. All copyrights are retained by the original authors and copyright holders, used by their courtesy.

Gen. *Pseudeuphrys* Dahl, 1912

Type species *Pseudeuphrys erratica* (9 recognizable species).

See more species at [Pseudeuphrys-Q+M](#)



A --*Pseudeuphrys erratica* (NOTE: coil of embolus hidden in a hole on top of bulbus), B - same, expanded palp, C-D - same epigyne, E-F - *Pseudeuphrys lanigera* (NOTE: coil of embolus hidden in a hole on top of bulbus), G-I - *Pseudeuphrys obsoleta*. J-M - same, male & female, ©Photo J. Lissner.

Source: A --Zabka 1997. F. Pol., 19: 5-187, f 265-271, B-D - Logunov 1998b. Rev. Arachn. 12(11): 115, f. 33-34, E-F - Heciak, Prószyński 1984a. Annales Zoologici: 379-389, f 22, G-I - Prószyński 1979. Annales Zoologici 34: 307, f 78-83, J-M - ©Photo J. Lissne. All copyrights are retained by the original authors and copyright holders, used by their courtesy.

Gen. *Pseudosynagelides* Żabka, 1991

Type species *Pseudosynagelides yorkensis*. (6 recognizable species)

See [Pseudosynagelides](#)

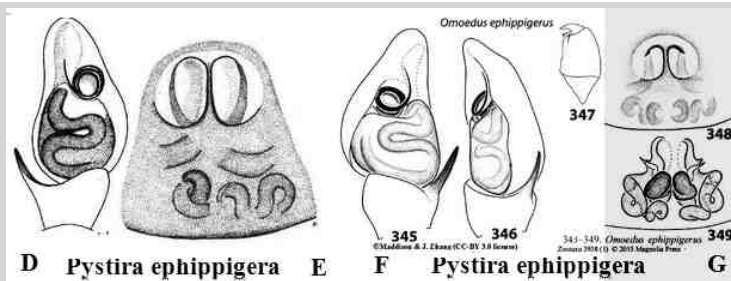
Gen. *Pystira* Simon, 1901

Type species *Pystira ephippigera*. (1 recognizable species).

See more species at [Pystira-Q+M](#)

A *Pystira* sp.B *Pystira* sp.

C



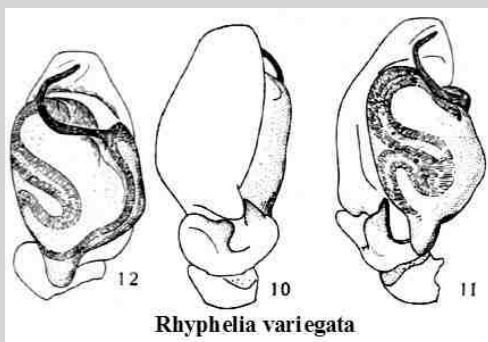
A - *Pystira* sp. from Singapore ©Photo David Court, B-C - *Pystira* sp. male & female from Brunei, D-E -- *Pystira ephippigera* (Typus? "20334 ... Java" coll. Simon), F-G -- *Pystira ephippigera* (as *Omoedus ephippigerus*).

Source: A - ©Photo David Cour, B-C - ©Photo Koh J. 2013: 206, D-E -- Prószyński 1984c. Atlas ...: 117 (Typus? "20334 ... Java" coll. Simon), F-G -- Zhang & Maddison, 2015: 66, f. 343-349, 801-802. All ©copyrights are retained by the original authors and copyright holders, used by their courtesy.

Gen. *Rhyphelia* Simon, 1902

Type species *Rhyphelia variegata* (1 recognizable species).

See more species at [Rhyphelia-Q+M](#)



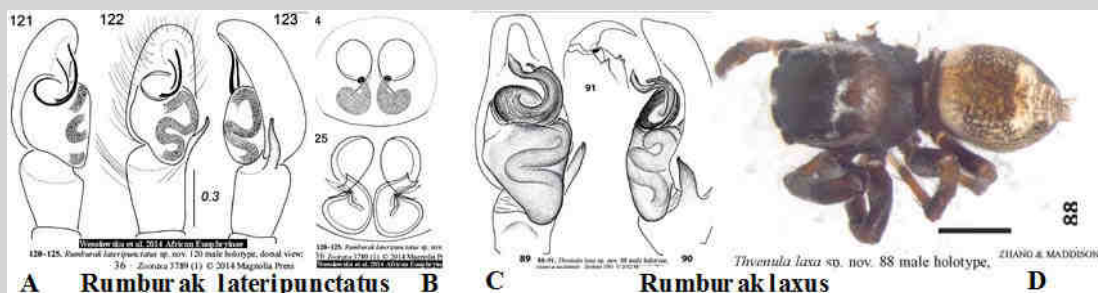
Rhyphelia variegata.

SOURCE: Galiano 1963b. Physis, 23 (66): 429, t 33, f 10-12. All ©copyrights are retained by the original authors and copyright holders, used by their courtesy.

Gen. *Rumburak* Wesolowska, Azarkina & Russell-Smith, 2014

Type species *Rumburak lateripunctatus* (7 recognizable species).

See more species at: [Rumburak-Q+M](#)



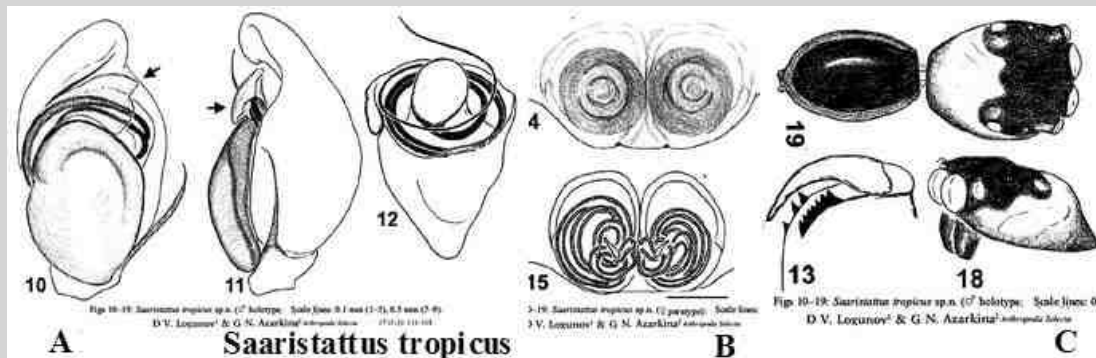
A-B -- *Rumburak lateripunctatus*, C-D -- *Rumburak laxus* [congeneric?]

SOURCE: A-B -- Wesolowska, Azarkina & Russell-Smith, 2014. Zootaxa 3789 (1): 36-37, f 120-125, C-D -- Zhang J., Maddison 2012. [congeneric?] Zootaxa: 3581: 73-75, f 88-91. All ©copyrights are retained by the original authors and copyright holders, used by their courtesy.

Gen. *Saaristattus* Logunov, Azarkina, 2008

Type species *Saaristattus tropicus*. (1 recognizable species).

See more species at [Saaristattus-Q+M](#)



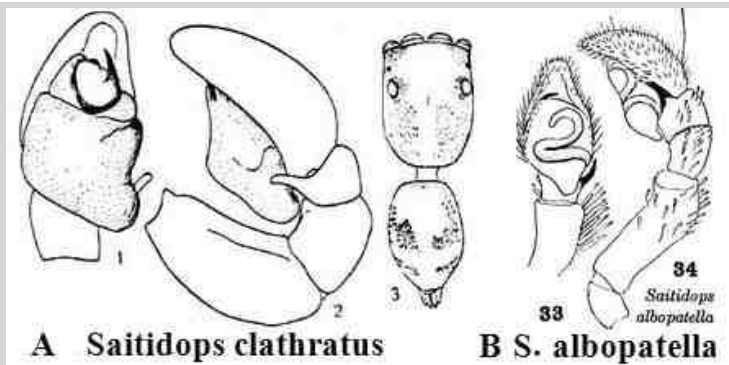
A-C - *Saaristattus tropicus*.

SOURCE: Logunov & Azarkina, 2008b: Arthr. sel. 2008:115, f. 10-19. All ©copyrights are retained by the original authors and copyright holders, used by their courtesy.

Gen. *Saitidops* Simon, 1901

Type species *Saitidops clathratus* (2 recognizable species).

See more species at: [Saitidops-Q+M](#)




A - *Saitidops clathratus*, B -- *Saitidops albopatella*.

SOURCE: A - Galiano, 1963b. Physis, 23 (66): 430, t 35, f 1-3, B -- Bryant E. B. 1950. Bulletin of the Museum of Comparative Zoology 103: 199, f. 33-34. All copyrights are retained by the original authors and copyright holders, used by their courtesy.

Gen. *Saitis* Simon, 1876

Type species *Saitis barbipes* (16 recognizable species).

See more species at: [Saitis-Q+M](#)



A-B, H-I - *Saitis barbipes* male & female, C - *Saitis mutans*, D-E, L - *Saitis graecus*, F-G, J-K - *Saitis tauricus*, H-I - *Saitis graecus*, J-K - *Saitis tauricus*, L - *Saitis graecus*.

SOURCE: A-B -- ©Photo J. Lissner. C-Otto, Hill 2012b. ©Peckhamia 103(1): 11-17, f [plates] 7 Figure - D-E -- Copied from: Prószyński, J., Noordam, A., Oger, P. & Schäfer, M. (2018:88, f. 2A-N). F-G - xx x H-I - Metzner 1999. Andrias 14: 58, 177, f 23a-e, J-K - Metzner 1999. Andrias 14: 58, 177, f 23a-e, Copied from: Prószyński, J., Noordam, A., Oger, P. & Schäfer, M. (2018:88, f. 2A-N), L - Metzner 1999. Andrias 14: 58, 177, f 23a-e. All copyrights are retained by the original authors and copyright holders, used by their courtesy.

Genus pending classification = temporarily quoted as

"*Saitis*" *imitatus* (Simon, 1868)

see Prószyński, J., Noordam, A., Oger, P. & Schäfer, M. (2018:88, f. 2A-N)

REMARK: S European species known from Croatia and Montenegro, resembling *Iberattus semiglabratus* by spermatheca divided into three chambers (poorly visible on photograph below), by appearance of palp and somewhat by type of general appearance. Pending further research - see Prószyński, J., Noordam, A., Oger, P. & Schäfer, M. (2018:88, f. 2A-N).



A-H - "*Saitis*" *imitatus* male & female.

SOURCE: A - Prószyński 1984c. Atlas ...: 41, B-D - ©Photo P. Oger, E-I - ©Photo Schäfer, A-I - All copied from: Prószyński, J., Noordam, A., Oger, P. & Schäfer, M. (2018:88, f. 2A-N). All copyrights are retained by the original authors and copyright holders, used by their courtesy.

Gen. *Saitissus* Roewer, 1938

Type species *villosus* (1 recognizable species).

See more species at: [Saitissus](#) ,

*Saitissus squamosus*. Genus unrecognizable without redescription of type specimen.

SOURCE: Roewer, 1938: 84, f. 62. All copyrights are retained by the original authors and copyright holders, used by their courtesy.

Gen. *Salpesia* Simon, 1901

Type species *S. soricina* (1 recognizable species + 3 misplaced).

See more species at: [Salpesia-Q+M](#)

Type species *S. soricina* from Seychelles, all remaining species, misplaced by Simon, pending reclassification

A-C - *Salpesia soricina*.

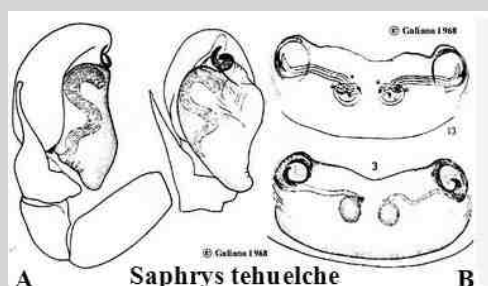
SOURCE: A - Prószyński 1984c. Atlas ...: 126, B-C - Wanless F.R. 1983. Ann. Mus. roy. Afr. centr. 241: 67-68, f 22a-d. All copyrights are retained by the original authors and copyright holders, used by their courtesy.

Gen. *Saphrys* Zhang J., Maddison, 2015

Type species *villosus* (10 recognizable species).

See more species at: [Saphrys-Q+M](#)

saphrys_teh

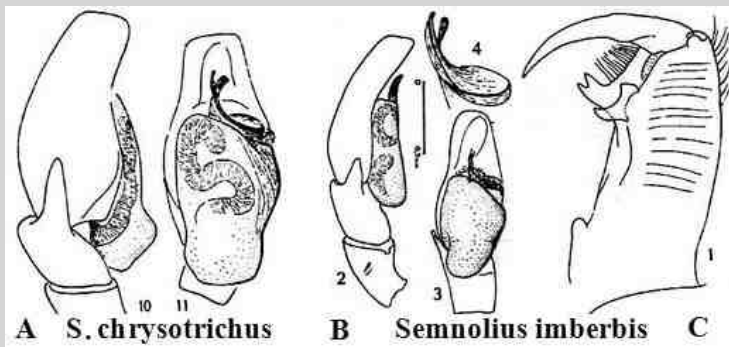
A-B - *Saphrys tehuelche*.

SOURCE: Galiano 1968b.: figs 1-3,13, 17, 21. All copyrights are retained by the original authors and copyright holders, used by their courtesy.

Gen. *Semnolius* Simon, 1902

Type specie *Semnolius chrysotrichus* (2 recognizable species).

See more species at: [Semnolius-Q+M](#)

A - *Semnolius chrysotrichus*, B-C - *Semnolius imberbis*.

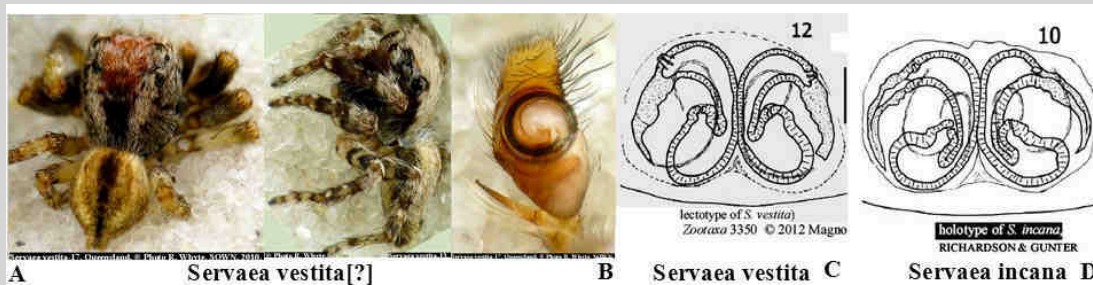
SOURCE: A - Galiano, 1963a: 443, pl. XXXVII, f. 10-11, B-C - Galiano, 1963a: 415, pl. XXXI, f. 1. All copyrights are retained by the original authors and copyright holders, used by their courtesy.

COMMENT: Zhang & Maddison, 2015: 24 have good reason to suspect congeneric status of *Semnolius* and *Ocnotelus*, although basing that merely on "extremely similar palp structure" (which is pretty uniform within EUOPHRYINES) seems a little bit short of proving that. Type specimens collected from the same locality and by the same collector.

Gen. *Servaea* Simon, 1888

Type species *Servaea vestita* (6 recognizable species).

See more species at: [Servaea-Q+M](#)

A-B - *Servaea vestita* [?], © Photo: R. Whyte, C - same, lectotype, D - *Servaea incana*, lectotype.

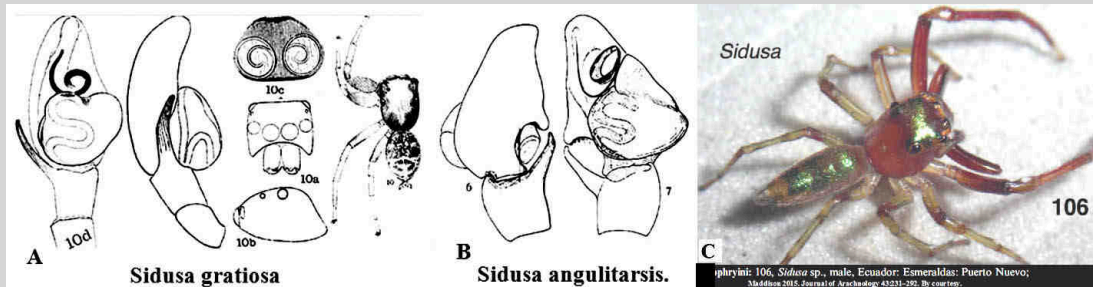
SOURCE: A-B - © Photo: R. Whyte, C-D - Richardson, Gunter 2012. ©Zootaxa 3350: 5, f 12-13. Magnolia Press. All copyrights are retained by the original authors and copyright holders, used by their courtesy.

COMMENT. According to above drawings *S. vestita* differs from *S. incana* by shape and proportions of spermathecae and ducts, the heretofore published drawings of palps do not show distinct characters. Documentation of live specimens seems to be necessary to check conspecificity of both.

Gen. *Sidusa* Peckham & Peckham, 1895

Type species *Sidusa gratioza* (2 + ? recognizable species).

See more species at: [Sidusa-O+M](#)

A -- *Sidusa gratioza*, B, D -- *Sidusa angulitarsis*, C - *Sidusa* sp. [?].

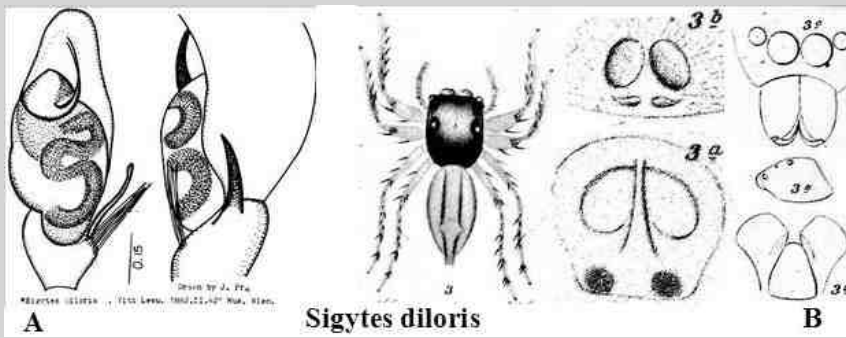
SOURCE: A - Peckham & Peckham, 1895: 2(3): 175, t 16, f 10, B - Galiano 1963b. Physis, 23 (66): 447-448, t 38, f 6-7, C [Maddison 2015. Journal of Arachnology, 43: 231, f. 106. D - © Photo: Azavedo & Gasnier. All copyrights are retained by the original authors and copyright holders, used by their courtesy.

COMMENT. There is similarity of palps between *Chloridusa viridiaurea* and *Sidusa gratioza*, type species of their respective genera, but it is not certain whether sufficient to consider both species as congeners. Also photograph of *Sidusa* sp. (fig. C) above disagree. WSC lists at present 31 species of *Sidusa*, majority of them insufficiently known, devoid even diagnostic drawings. In this situation I would delay synonymization of these genera until full taxonomic revision. Note that Galiano consequently listed *Chloridusa viridiaurea* as separate genus.

Gen. *Sigytes* Simon, 1902

Type species *Sigytes paradisiacus* [sp. dubius] (2 recognizable species).

See more species at: [Sigytes-Q+M](#)



A - *Sigytes diloris* [?] (NH Museum Wien - from Viti Levu), B - *Sigytes diloris* (original drawings).

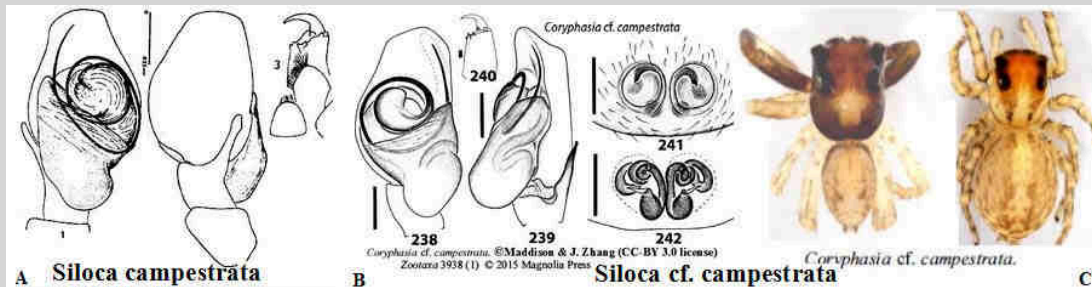
SOURCE: A - Prószyński 1984c: 130, B - Keyserling 1881: 1302, t 111, f 3. All ©copyrights are retained by the original authors and copyright holders, used by their courtesy.

Gen. *Siloca* Simon, 1902

Type species *Siloca sanguineiceps* (1 + ? recognizable species).

See more species at: [Siloca-Q](#)

Pearl of wisdom: World Spider Catalog: "*Siloca campestrata* Prószyński, 2017b: 74, f. 38L (mf) [T from *Coryphasia*, but *Siloca* not revalidated]".



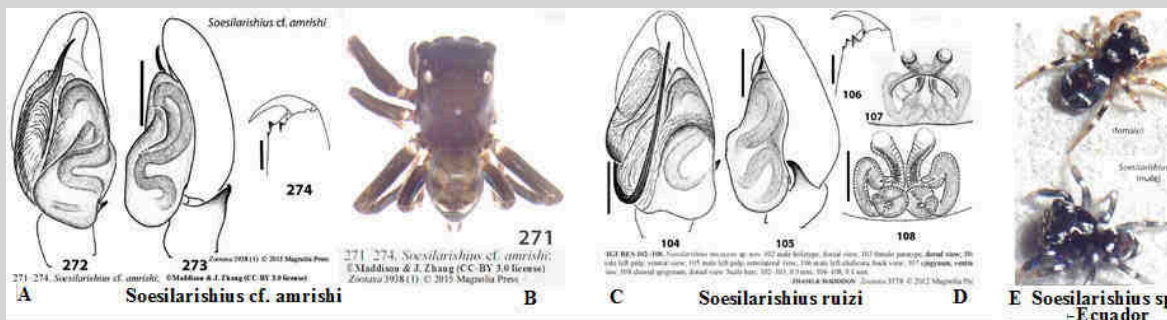
A -- *Siloca campestrata*, B-C - *Siloca cf. campestrata*.

SOURCE: A - Galiano 1963b. Physis 23 (66): 448, t 38, 1-3, B-C - Zhang J., Maddison 2015: Zootaxa 3938 (1): 23, f 236-242. (as *Coryphasia cf. campestrata*). © Magnolia Press. All ©copyrights are retained by the original authors and copyright holders, used by their courtesy.

Gen. *Soesilarishius* Makhan, 2007

Type species *Soesilarishius amrishi* (9 recognizable species).

See more species at: [Soesilarishius-Q+M](#)



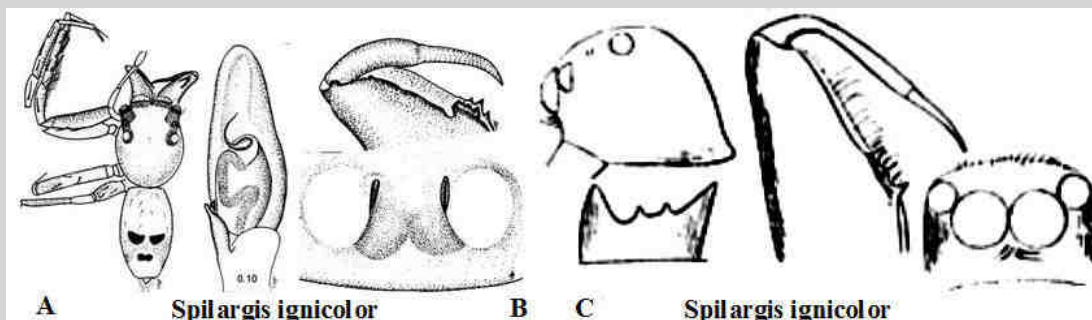
A-B -- *Soesilarishius cf. amrishi*, C-D - *Soesilarishius ruizi*, E - *Soesilarishius* sp. - Ecuador.

SOURCE: A-B - ©Zhang J., Maddison 2015: Zootaxa 3938 (1): 25, f 271-274. © Magnolia Press, C - Zhang J., Maddison 2012. Zootaxa 3578: 27-29, f 109-114, E - Ecuador, same source f 772-773. Photo Maddison, © Magnolia Press. All ©copyrights are retained by the original authors and copyright holders, used by their courtesy.

Gen. *Spilargis* Simon, 1902

Type species *Spilargis ignicolor* (1 recognizable species).

See more species at: [Spilargis-Q+M](#)



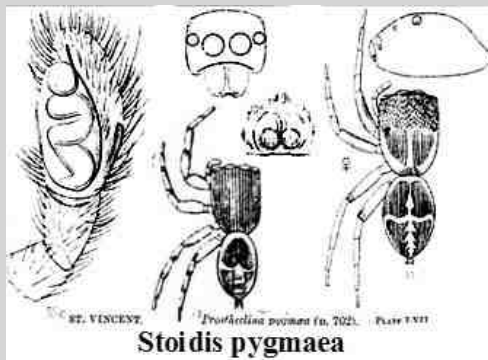
A-B -- *Spilargis ignicolor*, C - same drawn by Simon.

SOURCE: A-B - Prószyński 1987. Atlas ...: 102, C - Simon E. 1903a. : 772, f 904-910 (= A-D). All ©copyrights are retained by the original authors and copyright holders, used by their courtesy.

Gen. *Stoidis* Simon, 1901

Type species *Stoidis pygmaea*. (1 recognizable species).

See more at [Stoidis-Q+M](#)

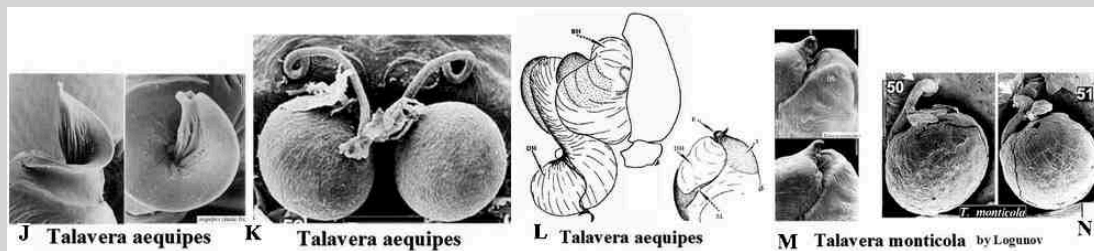

*Stoidis pygmaea*.

SOURCE: Peckham & Peckham, 1893 [1894]. Proceedings of the Zoological Society of London., 1893: 702, t 62, f 10. All copyrights are retained by the original authors and copyright holders, used by their courtesy.

Gen. *Talavera* Peckham & Peckham, 1909

Type species *Talavera minuta*. Peckham, Peckham, 1909 (14 recognizable species).

See more species at: [Talavera-Q+M](#)




A - *Talavera aequipes*, male ©Photo M. Schaefer, **B** - same species, female ©Photo R. Macek. **C** - *Talavera minuta* - male - ©Photo J. Rosenfeld and **D** - female - ©Photo D. Walton; **E** - *Talavera minuta* - palpal organ and epigyne, **F-H** - *Talavera minuta* - palpal organ, epigyne, spermatheca and duct, with details, **I** - *Talavera aequipes*, **J** - *Talavera aequipes* - tip of embolus and spermathecae, SEM, **K** - *Talavera aequipes*, expanded palpal organ, **L-N** - *Talavera monticola*, tip of embolus and spermathecae.

SOURCE: A - ©Photo M. Schaefer, B - ©Photo R. Macek. C - ©Photo J. Rosenfeld, D - ©Photo D. Walton; E - Paquin P., Duperré N. 2003. Faberies, Suppl. 11: 203, f 2270-2272., F-H - Prószyński J. 1990p [Private preprint]. Taxonomic revision of N American species of Euophrys and Talavera 1-23, 59 figs. , I - Logunov Kronstedt 2003. J. Natural History, 2003, 37: 1118-1121, f 2, 8-9, 33, 49, 82-88, J-N - Logunov Kronstedt 2003. J. Natural History, 2003, 37: 1118-1121, f 2, 8-9, 33, 49, 82-88. All copyrights are retained by the original authors and copyright holders, used by their courtesy.

Gen. *Tanzania* Koçak & Kemal, 2008

Type species *Tanzania mkomaziensis* (6 recognizable species).

See more species at [Tanzania-Q+M](#)

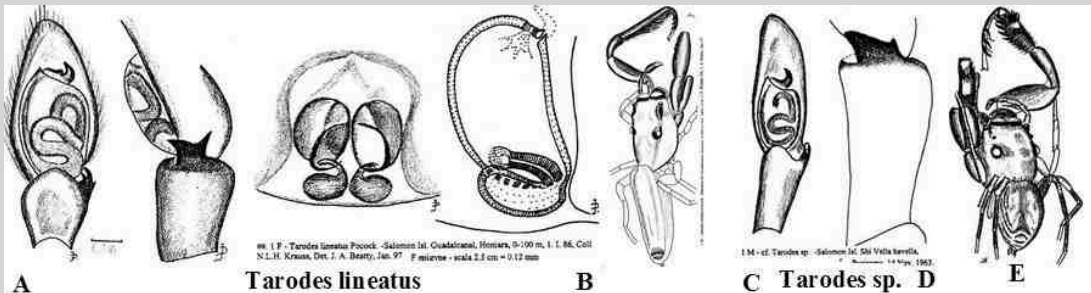
A-E - *Tanzania mkomaziensis*.

SOURCE: A-C - Wesolowska, Russel-Smith, 2000. Trop. Zool. 13 (1): 63, f 163-170, D - Wesolowska, Tomasiewicz 2008. J. Afrotr. Zool., 4: 24, 92-94, 209, E - Haddad, Wesolowska 2011. © Afr. Invertebr. 52(1): 125, f 189. All ©copyrights are retained by the original authors and copyright holders, used by their courtesy.

Gen. *Tarodes* Pocock, 1899

Type species *Tarodes lineatus* (1 recognizable species).

See more species at [Tarodes-Q+M](#)

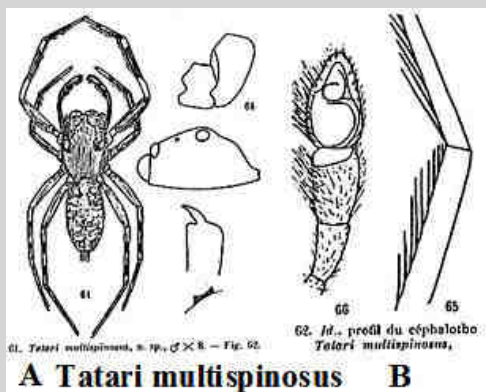
A-C --*Tarodes lineatus*, D-E --*Tarodes* sp. [Salomon Is.][both - det. J.A. Beatty, drawn by J. Prószyński].

SOURCE: A-E - Prószyński - Internet [both - det.. J.A. Beatty, drawn by J. Prószyński]. All ©copyrights are retained by the original authors and copyright holders, used by their courtesy.

Gen. *Tatari* Berland, 1938

Type species *Tatari multispinosus* (1 recognizable species).

See more species at [Tatari-Q+M](#)

A-B -*Tatari multispinosus*.


SOURCE: Berland, 1938: 152, f. 61-66. All ©copyrights are retained by the original authors and copyright holders, used by their courtesy.

Gen. *Thiania* C. L. Koch, 1846

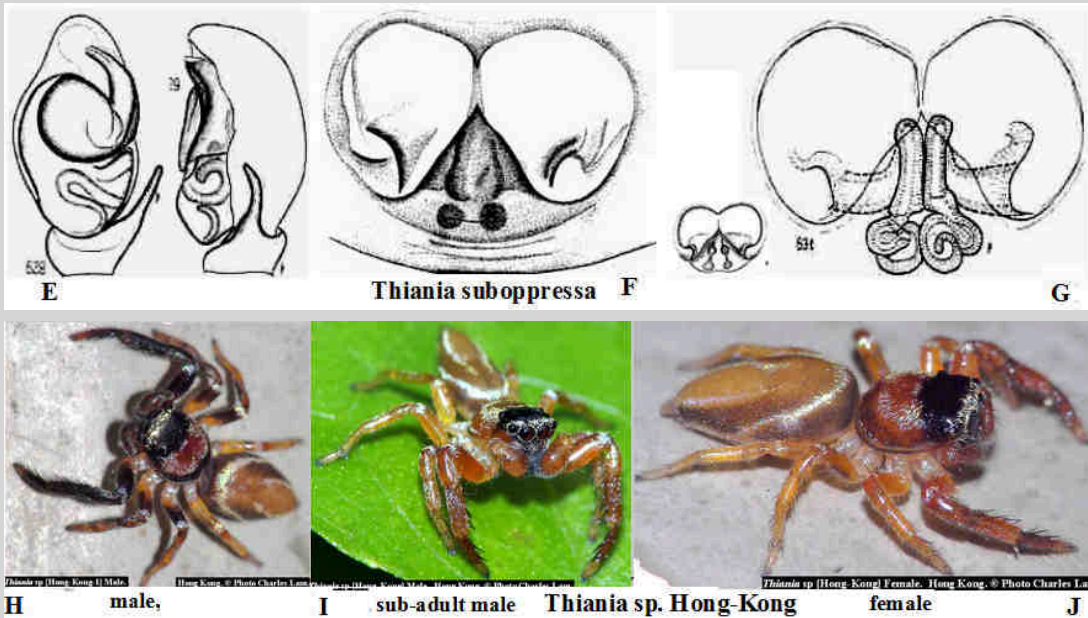
Type species *Thiania pulcherrima* (species dubius).

Representative species: *Thiania bhamoensis* (17 recognizable species)

See more species at [Thiania-Q+M](#)

A-B -*Thiania bhamoensis*.

SOURCE: Berland, 1938: 152, f. 61-66. All ©copyrights are retained by the original authors and copyright holders, used by their courtesy.



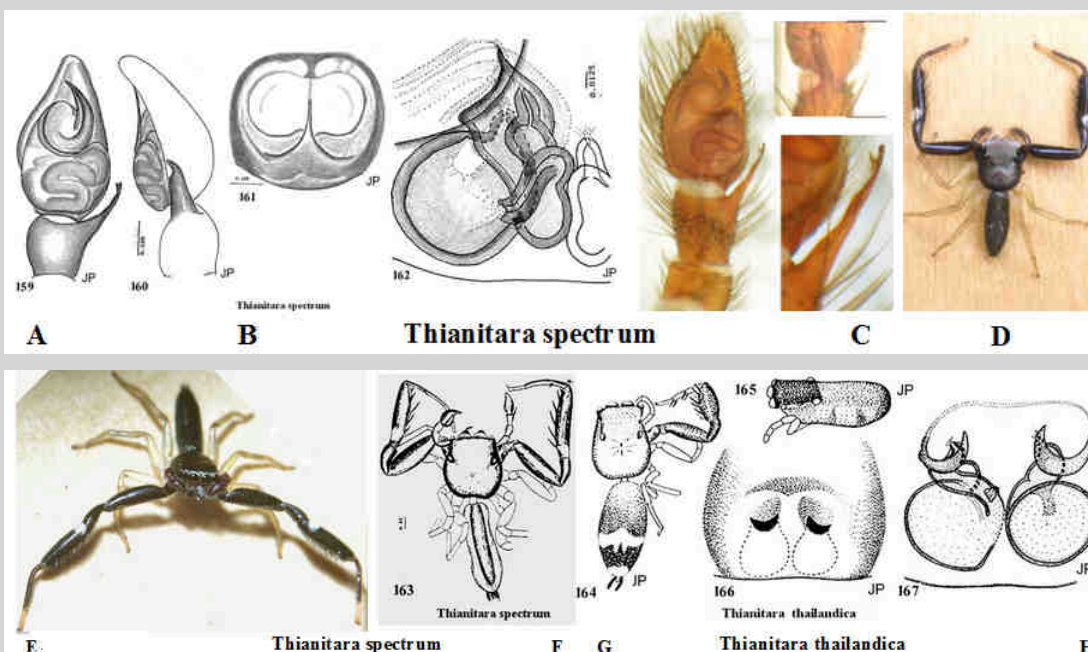
A-B - *Thiania bhamoensis* (f - Birma - Thorell coll., Mus. Stockholm), C - same Malaysia: Upper Seletar Reservoir Park. © photo Marcus Ng, D - same © Photo by Daquin Li, E-G - *Thiania suboppressa*, H - J --*Thiania* sp. [Hong-Kong] (male, sub-adult male & female).

SOURCE: A-B, E-G - Prószyński 1984c. Atlas . 144, 145 (f - Birma - Thorell coll. Mus. Stockholm), C - © Photo Marcus Ng, D - © Photo Daquin Li, copyright © by the Raffles Bulletin of Zoology, Singapore, 2002, H - J --© Photo Charles Lam. All ©copyrights are retained by the original authors and copyright holders, used by their courtesy.

Gen. *Thianitara* Simon, 1903

Type species *Thianitara spectrum* (2 recognizable species).

See more species at [Thianitara-Q](#)



A-B --*Thianitara spectrum*, C-D --*Thianitara spectrum* © Photo P. Koomen (Sabah: Danum Valley, canopy lowland rainforest)), E - *Thianitara spectrum*, F - *Thianitara spectrum* male and G-H - *Thianitara thailandica*.

SOURCE: A-B , F, G-H -- Prószyński, Deeleman-Reinhold, 2012. Arthr. select. 21(1): 58, f 159-162+178-182, C-D -- © Photo P. Koomen, E - ©Zhang J., Maddison 2015: Zootaxa 3938 (1): 31, f 573-577, 889. All ©copyrights are retained by the original authors and copyright holders, used by their courtesy.


COMMENT: beginners are apt to repeat the same errors: Zhang & Maddison, (2015: 32, f. 573-577, 889) have attempted to transfer *Thianitara spectrum* to the genus *Thiania* basing on superficial similarities of the habitus, I made the same mistake years earlier (not mentioned by the WSC, which has also overlooked earlier comments by Frances Murphy). Interesting who will fall into the same trap next.

Gen. *Thorelliola* Strand, 1942

Type species *Thorelliola ensifera* (19 recognizable species).

See more species at: [Thorelliola-Q+M](#)





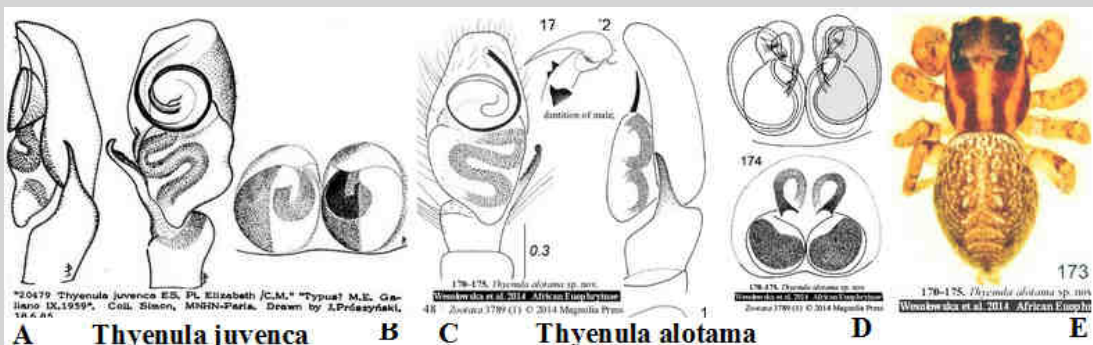
A-B - *Thorelliola ensifera* (Thorell, 1877 (palp from Singapore and epigyne from Sulawesi), C-D - same, from Marquesas Is., E, G - "horns" set directly on clypeus in *T. ensifera*, F - same "horns" set on clypeus through a sort of proboscis in *T. biapophysis*, and several other species, H-I - *T. ensifera* from Singapore, male and female , J-K - same, from Borneo.

SOURCE: A-B - Prószyński 1984c: 148, C-D - same, Prószyński in Berry, Beatty, Prószyński 1997. J. Arachnol.25(2): 131, f 81-85 [from Marquesas Is], E, F, G - Gardzinska, Patoleta 1997. Mem. Queensland Mus. 42 (1): 218, f 4a-f, 5a-d). H-I - © Photo H.K. Tang., J-K - © Photo J. Koh. All ©copyrights are retained by the original authors and copyright holders, used by their courtesy.

Gen. *Thyenula* Simon, 1902

Type species *Thyenula juvenca* (24 recognizable species).

See more species at: [Thyenula-Q+M](#)



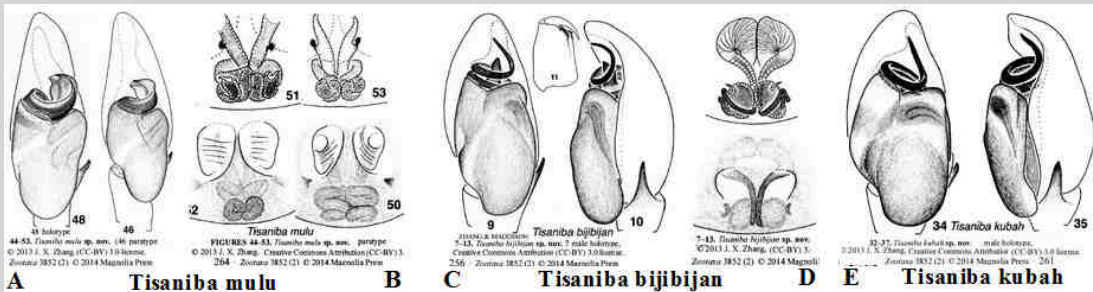
A-B - *Thyenula juvenca*, C-E *Thyenula alotama*.

SOURCE: A-B - Prószyński J. 1987. Atlas ...: 101, C-E- Wesolowska, Azarkina & Russell-Smith, 2014. Zootaxa 3789 (1): 47-48, f 170-175. ©Magnolia Press. All ©copyrights are retained by the original authors and copyright holders, used by their courtesy.

Gen. *Tisaniba* Zhang J., Maddison, 2014

Type species *Tisaniba mulu* (6 recognizable species).

See more species at: - Zhang & Maddison, 2014. Zootaxa 3852 (2): 252-272, f 1-13, 26-53; 254-256, f ; 259-261, f 37.



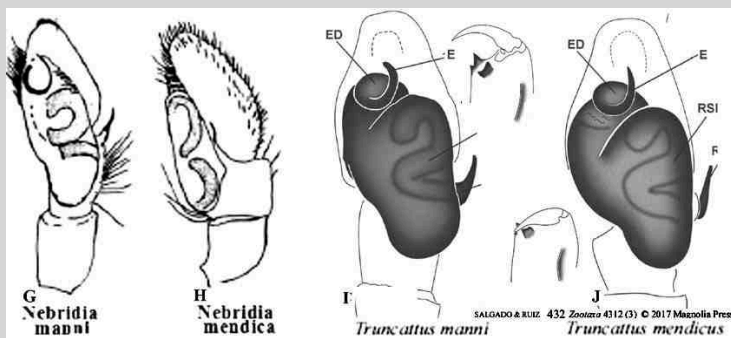
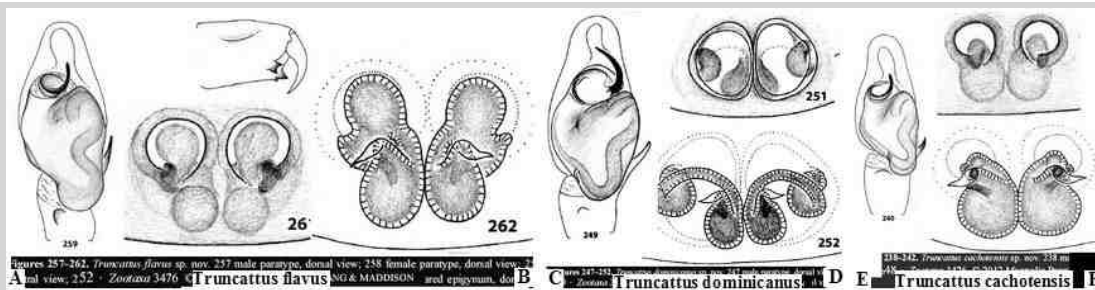
A-B - *Tisaniba mulu* [QUESTION: how to account for differences in epigyne of both paratypes?], C-D- *Tisaniba bijibijan*, E - *Tisaniba kubah*, F- *Tisaniba mulu* :- male paratype and G - *Tisaniba bijibijan* female paratype.

SOURCE: A-G - Zhang & Maddison, 2014. Zootaxa 3852 (2): 252-272, f 1-13, 26-53; 254-256, f ; 259-261, f 37. © 2014 Magnolia Press. All ©copyrights are retained by the original authors and copyright holders, used by their courtesy.

Gen. *Truncattus* Zhang J., Maddison, 2012

Type species *Truncattus flavus* (3 species).

See more species at: [Truncattus-Q+M](#)



A-B - *Truncattus flavus*, **C-D** - *Truncattus dominicanus*, **E-F** - *Truncattus cachotensis*, **G** - "*Nebridia*" *manni*, **H** - "*Nebridia*" *mendica*, **I** - *Truncattus manni*, **J** - *Truncattus mendica*.

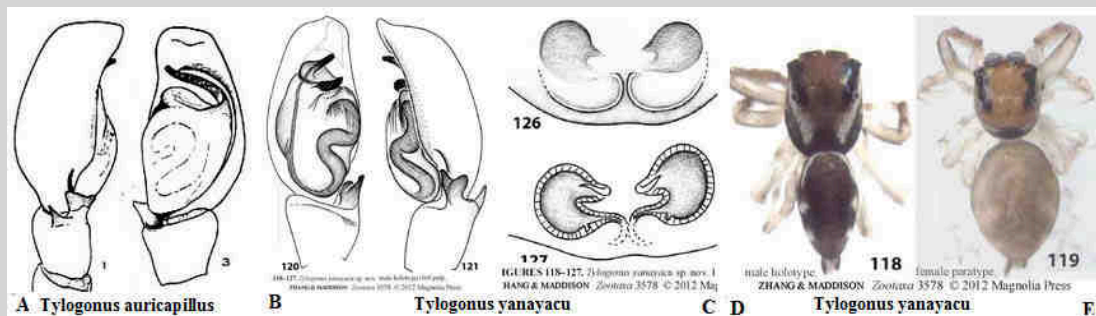
SOURCE: Zhang J., Maddison 2012 *Zootaxa* 3476: 52-53, f 253-262, 50-51, f 243-252; 48-49, f 234-242. ©Magnolia Press. All copyrights are retained by the original authors and copyright holders, used by their courtesy. **G-H** - Bryant, E. B. (1943b). *Bulletin of the Museum of Comparative Zoology* 92: 433, f. 27A-B; 494, pl. 6, f. 62, 65, **I-J** - Salgado, A. & Ruiz, G. R. S. (2017). *Zootaxa* 4312(3): 433, 436, f. 27A-B.

REMARKS: difference of internal structures of epigyne the above species suggest status of separate genera, term "secondary spermatheca" is misleading and require backing by precise morphological study. **ATTENTION**: Salgado & Ruiz, 2017: 433 have transferred species "*Nebrida*" *mendica* and "*Nebrida*" *manni* to the genus *Truncattus* ("T from *Amphidraus*, of which *Nebridia* was a syn"- the WSC commented, but did not display information WHO transferred them from *Nebridia* to *Amphidraus* !!!).

Gen. *Tylogonus* Simon, 1902

Type species *villosus* (4 recognizable species).

See more species at: [Tylogonus-Q+M](#)



A --*Tylogonus auricapillus*, **B-E** - *Tylogonus yanayacu*.

SOURCE: A --Galiano 1963b. *Physis*, 23 (66): 461-462; t. 41, f. 1-5, **B-E** - Zhang J., Maddison 2012. *Zootaxa* 3578: 32-34, f 118-127, **D-E** - 2015: *Zootaxa* 3938(1): 25, f 655. ©Magnolia Press. All copyrights are retained by the original authors and copyright holders, used by their courtesy.

Gen. *Udvardya* Prószyński, 1992

Type species *Udvardya elegans* (1 recognizable species).

See more species at: [Tylogonus-Q+M](#)

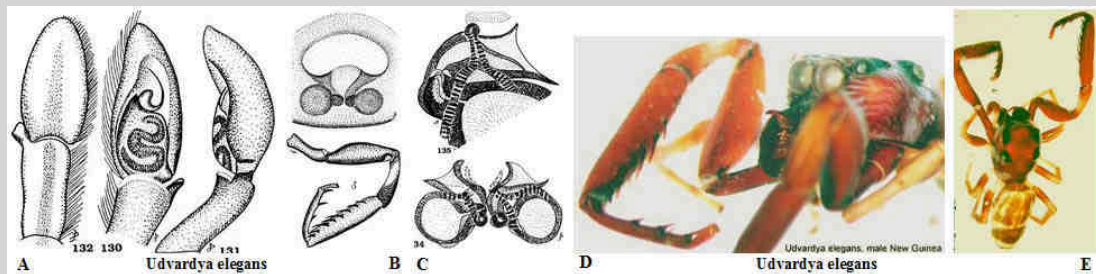


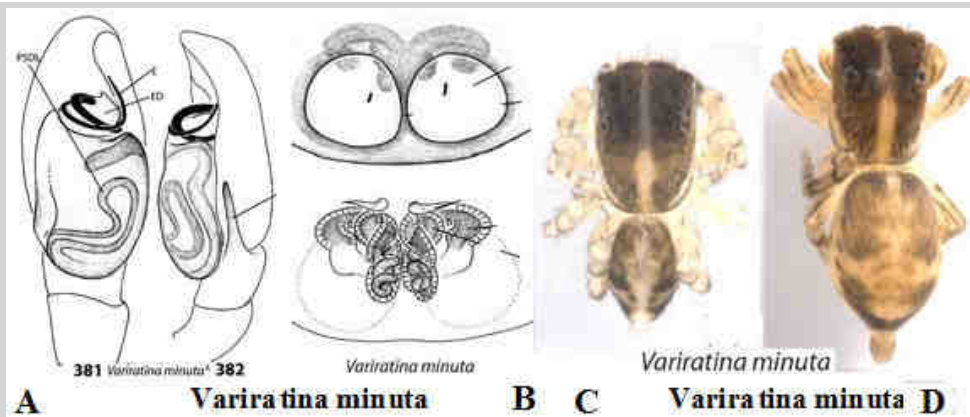
Figure-XXU1. **A-C** - *Udvardya elegans*, **D-E** - *Udvardya elegans* ©Photo T. Szuts 2001.

SOURCE: Prószyński 1992a. *Annales Zoologici* 44, 8: 114-115, f 124-135, **D-E** - Internet ©Photo T. Szuts 2001. All copyrights are retained by the original authors and copyright holders, used by their courtesy.

Gen. *Variratina* Zhang J., Maddison, 2012

Type species *Variratina minuta* (1 recognizable species).

See more at: [Variratina-Q+M](#)

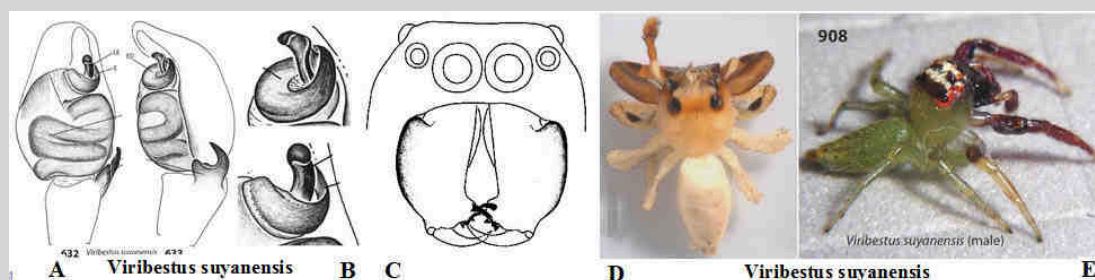
**A-D - *Variratina minuta***

SOURCE: Zhang J. & Maddison, 2015: *Zootaxa* 3938(1): 68, f. 379-384, 822-823. All ©copyrights are retained by the original authors and copyright holders, used by their courtesy.

Gen. *Viribestus* Zhang J., Maddison, 2012

Type species *Viribestus suyansensis* (4 recognizable species).

See more species at [Viribestus-Q+M](#)

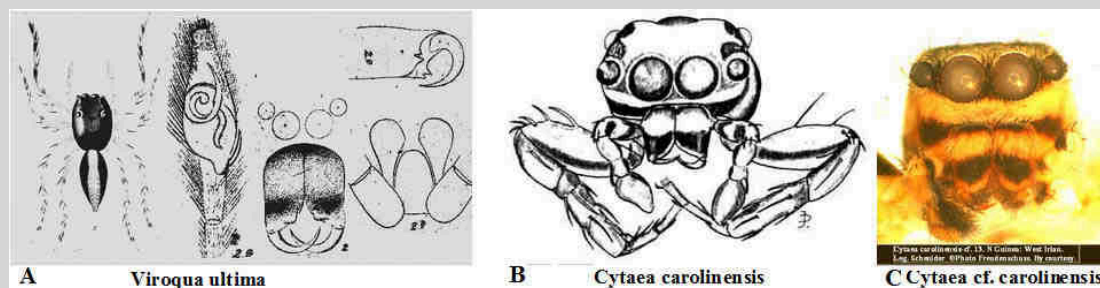
**A-B - *Viribestus suyansensis***

SOURCE: Zhang & Maddison, 2015: *Zootaxa* 3938(1): 88, f. 630-633, 908-909. ©Photo Maddison, Magnolia Press. All ©copyrights are retained by the original authors and copyright holders, used by their courtesy.

Gen. *Viroqua* Peckham & Peckham, 1901

Type species *Viroqua ultima* (1 species inquirenda)

See more at [Viroqua-Q+M](#)

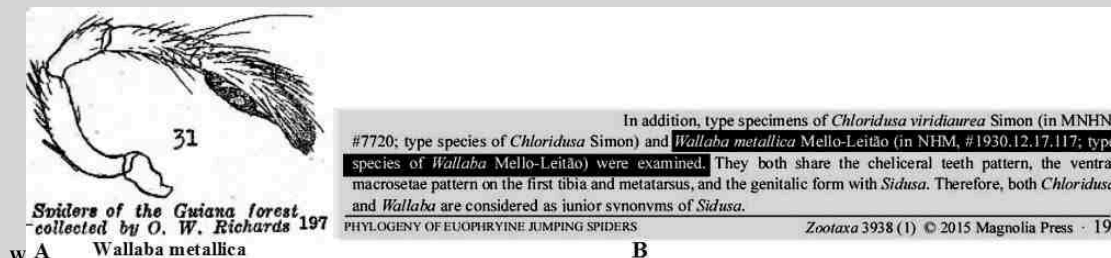
**A - *Viroqua ultima*, FOR COMPARISON: B - *Cytaea carolinensis*. C - *Cytaea cf. carolinensis* -, from N Guinea: West Irian. Leg. Schenider. ATTENTION: dark transverse belt over chelicerae - characteristic for a number of species of *Cytaea*!.**

SOURCE: A - L. Koch, 1881a: *Die Arachniden Australiens*. Nürnberg 1, 1259, pl. 108, f. 2. B - Prószyński in: Berry, Beatty, Prószyński 1998. *Journal of Arachnology*. 26(2): 152-154, figs 5-12, C-. ©Photo Freudenschuss. All ©copyrights are retained by the original authors and copyright holders, used by their courtesy.

Gen. *Wallaba* Mello-Leitão, 1940

Type species *Wallaba metallica*. (species dubius) (2 recognizable species).

See more species at [Wallaba-Q](#)

**A - *Wallaba metallica* - - TYPE SPECIES, the only existing diagnostic drawing to the genus *Wallaba*, B - Zhang & Maddison contribution to the pool of knowledge on *Wallaba* - single line information on type species, no diagnostic documentation - WHY SHOULD THEY HELP COMPETITORS?**

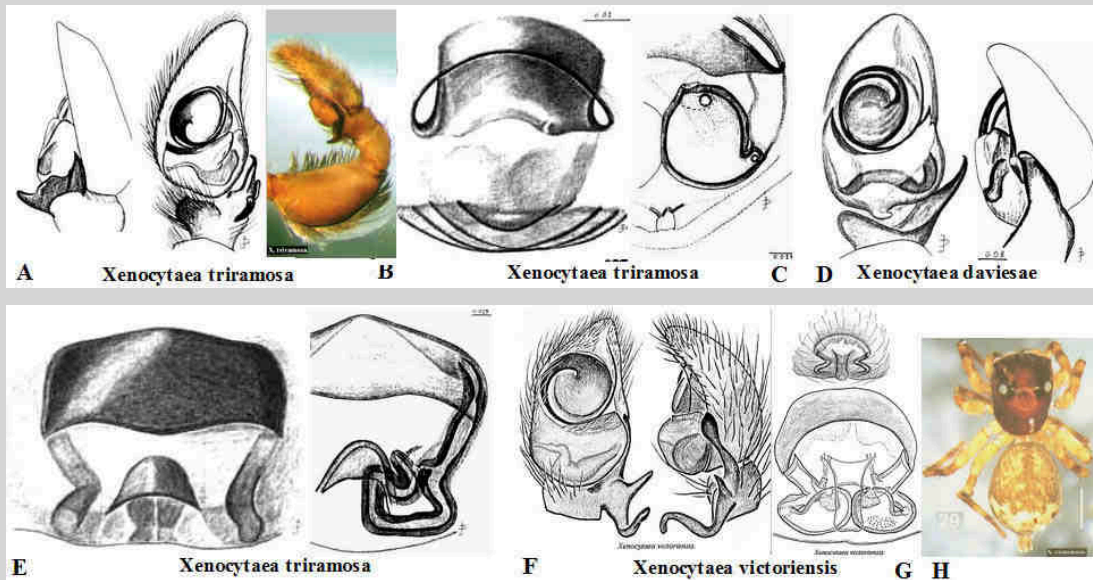
SOURCE: A -Mello-Leitão, 1940a. *Arquivos de Zoologia do Estado de Sao Paulo* 2: 191, f. 31. B - Zhang & Maddison 2015: *Zootaxa* 3938(1): 19. All ©copyrights are retained by the original authors and copyright holders, used by their courtesy.

ATTENTION: Diagnostic drawings of "*Wallaba albipalpis* and "*Wallaba decora*" in Database of Salticidae Prószyński 2016 do represent other genera.

Gen. *Xenocytaea* Berry, Beatty & Prószyński, 1998

Type species *Xenocytaea triramosa* (14 recognizable species).

See more species at: [Xenocytaea-Q+M](#)



A-C - *Xenocytaea triramosa*, D - *Xenocytaea daviesae*, E - *Xenocytaea daviesae*, F-H -- *Xenocytaea victoriensis*.

SOURCE: **A, C-E** - Prószyński in Berry, Beatty, Prószyński 1998. Journal of Arachnology 26(2): 182-184, f 101-104, 108-111, **B** - Photo B. Patoleta. 2011, 39(2): 278, f 27, **F-H** - Patoleta, 2011 J.Ar. 39(2): 274-277, f 29, 33. All copyrights are retained by the original authors and copyright holders, used by their courtesy.

Gen. *Yimbulunga* Wesolowska, Azarkina & Russel-Smith, 2014

Type species *Yimbulunga foordi* (1 recognizable species).

See more species at [Yimbulunga-Q+M](#)

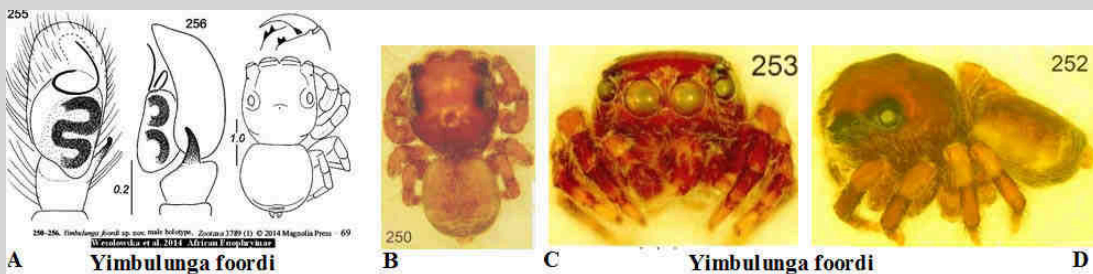



Figure - XXy1. A-D -- *Yimbulunga foordi* Wesolowska, Azarkina & Russell-Smith, 2014.

SOURCE: Wesolowska, Azarkina, Russel-Smith, 2014 Zootaxa 3789 (1): 70, f 250-256. © Magnolia Press.. All copyrights are retained by the original authors and copyright holders, used by their courtesy.

Gen. *Zabkattus* Zhang J., Maddison, 2012

Type species *Zabkattus brevis* (4 recognizable species).

See more species at [Zabkattus-Q+M](#)



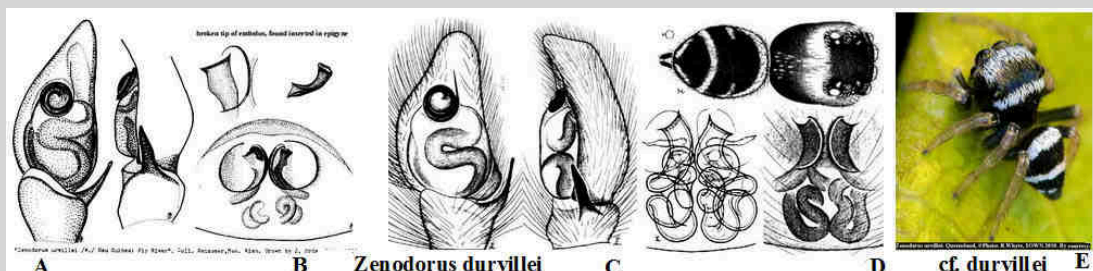
A-C -- *Zabkattus brevis*, D - *Zabkattus trapeziformis*.

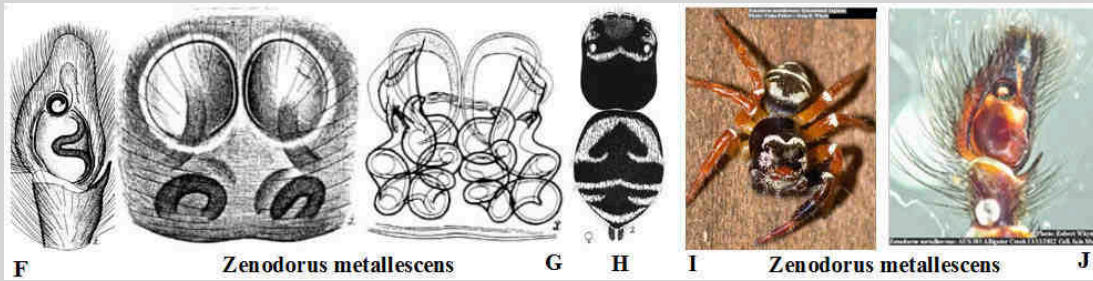
SOURCE: **A-C** --Zhang J., Maddison 2012b: Zootaxa 3491: 69, f 306-318 + 2015: 3938 (1): 26, f 640-641, 910. © Magnolia Press. **D** - ©Zhang J., Maddison 2012b: Zootaxa 3491: 72-73, f 325-330 +b) 73, f 331-335. © Magnolia Press. All copyrights are retained by the original authors and copyright holders, used by their courtesy.

Gen. *Zenodorus* Peckham, Peckham, 1886

Type species *Zenodorus durvillei* (23 recognizable species).

See more species at [Zenodorus-Q+M](#)





A-B --*Zenodorus durvillei* (Walckenaer, 1837), **C-D** --same, **E** --*Zenodorus cf. durvillei* ©Photo: R.Whyte, **F-H** - *Zenodorus metallescens* (L. Koch, 1879), **I** - same, ©Photo: Vesko Petkov, **J** - same, ©Photo: R.Whyte.

SOURCE: **A-B** -- Prószyński 1984c. Atlas ...: 151, **C-D** -- Davies, Zabka 1989. Mem. Queens. Mus., 27 (2): 230, pl 35, **E** --©Photo: R.Whyte, **F-H** - Davies, Zabka 1989. Mem. Queens. Mus., 27 (2):230, 233, t 36, **I**- same, ©Photo: Vesko Petkov, **J** - ©Photo: R.Whyte. All copyrights are retained by the original authors and copyright holders, used by their courtesy.

Historical relict which started life-long war between taxonomists



Single genus *Omoedus* or three separate genera *Omoedus*, *Pystira*, *Zenodorus*?

Relationships between taxonomists are characterized by innumerable feuds of Homeric dimensions about names assigned to particular species. The above photos show **1)** genus *Omoedus*, **2)** genus *Pystira*, **3)** genus *Zenodorus*. Oh no! That is single genus ... You are wrong, three genera... One! Three! - and so on, until last species will disappear due to destruction of natural environment.

SOURCE: 1) ©Photo Knowles, 2) ©Photo Court, 3) ©Photo Whyte. All copyrights are retained by the original authors and copyright holders, used by their courtesy.