

# zoosystema

2020 • 42 • 4

“OUR PLANET REVIEWED” 2015

LARGE-SCALE BIOTIC SURVEY IN MITARAKA, FRENCH GUIANA

Edited by Julien TOUROULT



## Annotated checklist of the Dermaptera (Insecta) of French Guiana

Christophe GIROD & Danilo MATZKE



DIRECTEUR DE LA PUBLICATION : Bruno David  
Président du Muséum national d'Histoire naturelle

RÉDACTRICE EN CHEF / *EDITOR-IN-CHIEF*: Laure Desutter-Grandcolas

ASSISTANTS DE RÉDACTION / *ASSISTANT EDITORS*: Anne Mabile (zoosyst@mnhn.fr)

MISE EN PAGE / *PAGE LAYOUT*: Anne Mabile

COMITÉ SCIENTIFIQUE / *SCIENTIFIC BOARD*:

James Carpenter (AMNH, New York, États-Unis)  
Maria Marta Cigliano (Museo de La Plata, La Plata, Argentine)  
Henrik Enghoff (NHMD, Copenhague, Danemark)  
Rafael Marquez (CSIC, Madrid, Espagne)  
Peter Ng (University of Singapore)  
Norman I. Platnick (AMNH, New York, États-Unis)  
Jean-Yves Rasplus (INRA, Montferrier-sur-Lez, France)  
Jean-François Silvain (IRD, Gif-sur-Yvette, France)  
Wanda M. Weiner (Polish Academy of Sciences, Cracovie, Pologne)  
John Wenzel (The Ohio State University, Columbus, États-Unis)

COUVERTURE / *COVER*:

Aerial view of Chukuchipann, inselberg located near the study area in the Mitaraka massif (photo: Xavier Desmier). In medallion: male of *Pygidicrana bivittata* Erichson, 1848.

*Zoosystema* est indexé dans / *Zoosystema is indexed in*:

- Science Citation Index Expanded (SciSearch®)
- ISI Alerting Services®
- Current Contents® / Agriculture, Biology, and Environmental Sciences®
- Scopus®

*Zoosystema* est distribué en version électronique par / *Zoosystema is distributed electronically by*:

- BioOne® (<http://www.bioone.org>)

Les articles ainsi que les nouveautés nomenclaturales publiés dans *Zoosystema* sont référencés par /  
*Articles and nomenclatural novelties published in Zoosystema are referenced by*:

- ZooBank® (<http://zoobank.org>)

*Zoosystema* est une revue en flux continu publiée par les Publications scientifiques du Muséum, Paris / *Zoosystema is a fast track journal published by the Museum Science Press, Paris*

Les Publications scientifiques du Muséum publient aussi / *The Museum Science Press also publish*:

*Adansonia, Geodiversitas, Anthropolozologica, European Journal of Taxonomy, Naturae, Cryptogamie* sous-sections *Algologie, Bryologie, Mycologie*.

Diffusion – Publications scientifiques Muséum national d'Histoire naturelle  
CP 41 – 57 rue Cuvier F-75231 Paris cedex 05 (France)  
Tél. : 33 (0)1 40 79 48 05 / Fax: 33 (0)1 40 79 38 40  
diff.pub@mnhn.fr / <http://sciencepress.mnhn.fr>

© Publications scientifiques du Muséum national d'Histoire naturelle, Paris, 2020  
ISSN (imprimé / *print*): 1280-9551/ ISSN (électronique / *electronic*): 1638-9387

# Annotated checklist of the Dermaptera (Insecta) of French Guiana

**Christophe GIROD**

42Q rue Gambetta, F-69740 Genas (France)  
christophegirod.dermaptera@gmail.com

**Danilo MATZKE**

D-04347 Leipzig, Stöckelstrasse 19 (Germany)  
danilo.matzke@gmail.com

Submitted on 10 January 2018 | Accepted on 15 October 2019 | Published on 18 February 2020

urn:lsid:zoobank.org:pub:CEEF2677-1D01-4298-A0CF-3B05E1DEF92C

Girod C. & Matzke D. 2020. — Annotated checklist of the Dermaptera (Insecta) of French Guiana, in Tourout J. (ed.), "Our Planet Reviewed" 2015 large-scale biotic survey in Mitaraka, French Guiana. *Zoosystema* 42 (4): 57-76. <https://doi.org/10.5252/zoosystema2020v42a4>. <http://zoosystema.com/42/4>

## ABSTRACT

We establish the first checklist of the earwig species from French Guiana, updating previous works. This list comprises 49 species distributed in five families: Pygidicranidae Verhoeff, 1902, Forficulidae Stephens, 1829, Labiduridae Verhoeff, 1902, Spongiphoridae Verhoeff, 1902, Anisolabididae Verhoeff, 1902. Twenty-four species are cited for the first time from French Guiana and five species are only mentioned from bibliographical records. Three misidentified records are discarded. Species diversity in French Guiana is similar to neighboring countries and a few additional species will probably be found. Some poorly recorded species have been found, such as *Cosmogerax araguensis* (Brindle 1974), *Cosmogerax doesburgi* Brindle 1982, *Sarcinatrix quadrimaculata* Brindle 1971, *Doru unicolor* Brindle 1971, *Purex surinamensis* Brindle 1971, *Spongiphora buprestoides* (Kirby 1891). *Purex formosus* Hebard 1920, described from French Guiana, has been rediscovered in the Mitaraka mountains and its female collected for the first time. We provide comments on some species and on a few undetermined specimens and indicate some taxonomic challenges unresolved in French Guiana.

## KEY WORDS

French Guiana,  
Dermaptera,  
*Purex formosus*,  
Mitaraka mountains,  
Neotropics,  
new records.

## RÉSUMÉ

*Liste commentée des Dermaptera (Insecta) de Guyane.*

Nous présentons la première liste des dermaptères de Guyane, mettant ainsi à jour les travaux antérieurs. Cette liste comprend 49 espèces, appartenant à cinq familles : Pygidicranidae Verhoeff, 1902, Forficulidae Stephens, 1829, Labiduridae Verhoeff, 1902, Spongiphoridae Verhoeff, 1902, Anisolabididae Verhoeff, 1902. Vingt-quatre espèces sont mentionnées de Guyane pour la première fois. Cinq espèces ne sont citées que sur la base de données bibliographiques. Trois erreurs d'identification ou de répartition antérieures sont corrigées. La diversité spécifique de la Guyane est similaire à celle des pays voisins et quelques autres espèces seront probablement trouvées. Quelques espèces rarement collectées ont été trouvées, telles que *Cosmogerax araguensis* (Brindle 1974), *Cosmogerax doesburgi* Brindle 1982, *Sarcinatrix quadrimaculata* Brindle 1971, *Doru unicolor* Brindle 1971, *Purex surinamensis* Brindle 1971, *Spongiphora buprestoides* (Kirby 1891). *Purex formosus* Hebard 1920, décrit de Guyane, a été redécouvert dans le massif du Mitaraka, et la femelle collectée pour la première fois. Nous commentons certaines de ces espèces et quelques spécimens indéterminés, et nous présentons les problèmes taxonomiques existants en Guyane.

## MOTS CLÉS

Guyane,  
Dermaptera,  
*Purex formosus*,  
monts du Mitaraka,  
néotropiques,  
signalisations nouvelles.

## INTRODUCTION

French Guiana is a French overseas territory located in the Guiana Shield, that occupies 83 350 km<sup>2</sup>. It is mostly composed of primary tropical forests, but some savannas are also present around the coast. This territory has been well studied concerning vertebrates, but the invertebrates remain poorly known. Its insect diversity has been recently estimated at 100 000 species (Brûlé & Touroult 2014).

Dermaptera (earwigs) is a small insect order of about 2000 species with a greater diversity in tropical regions, especially in South-East Asia and in the Neotropics (Popham 2000). In Central and South America, species knowledge remains poor although several taxonomical and geographical accounts have been published between 1960 and 1980 mostly (Brindle 1968a, b, 1971b, c, d, 1974, 1977, 1982; Reichardt 1968a, b, 1970, 1971). Many of the newly described species are known by a few specimens only. More recently, a few additional species have been described from South America (Anisyutkin 2014; Kamimura & Ferreira 2017).

As a consequence, the species distributions are largely unknown although biodiversity estimates have recently been provided for nearly all countries (Haas 2018).

In French Guiana, the only available works are that of Brindle (1968b) and Hebard (1920) who cited 14 and 12 species, respectively. The monographs of Steinmann (1986, 1989a, b, 1993) mentioned 25 species. More recently, Thouvenot (2011) mentioned 15 species but did not establish any detailed checklist.

We here establish a checklist of the Dermaptera of French Guiana, based on recently collected material, with comments on several interesting species.

## MATERIAL AND METHODS

We have had recently the opportunity to study a very large amount of specimens, collected mostly between 2009 and 2015 in various parts of French Guiana.

Most of the specimens have been collected during field works of the Société entomologique des Antilles et de la Guyane (SEAG) between 2009 and 2015.

On the other hand the international biotic survey “Our Planet Reviewed” (“La Planète Revisitée” French Guiana 2014-2015 aimed at rehabilitating taxonomic work on invertebrates, mostly by enabling the discovery of species new to science or new to French Guiana, but also by collecting specimens on poorly known species of different insect orders (Touroult *et al.* 2018). This survey took place in March 2015 and enabled to collect several interesting and scarcely collected specimens; it gave us a very good opportunity to publish the first checklist of Dermaptera from French Guiana. In addition, several specimens from other collectors in French Guiana (see Acknowledgements for a complete list) have also been transmitted. Several collecting methods have been used: light traps, interception traps, malaise traps and active searching.

Specimens from the following museums have also been examined, either directly or by the mean of photographs of type specimens:

- Muséum national d’Histoire naturelle, Paris (MNHN): all specimens collected in French Guiana and stored at the museum, including holotypes of *Purex formosus* (Hebard, 1920) and *Paralabella chopardi* (Hebard, 1920).
- Naturalis Museum, Leiden, The Netherlands (holotype picture of *Purex surinamensis*)
- Maracay Museum, Venezuela (holotypes pictures of *Gerax fuscum* and *Gerax lucidum*).

Pictures of type specimens of other species have also been examined when available in Fabian Haas’ website (ww.earwigs-online.de, no longer available). Location of type specimens is indicated for each species, when known.

More than 1770 specimens have been studied so far among which 555 specimens are mentioned in the present paper. The specimens are cited in the following way: town, precise location (with GPS coordinates when known), collecting date, collector, number of specimens and storage collections.

Pictures were taken with a Canon EOS1500D using Capture One pro software. Digital images were then obtained by using CombineZP software.

The taxonomy and nomenclature follow the Dermaptera species file (HoPKins *et al.* 2013), with some minor changes (Engel & Haas 2007; Srivastava 1999). The genera and species are listed under their families. The municipalities where the species have been found are indicated. The taxonomical informations are presented in the following way : city, exact place, date, leg. or coll., specimens number, collection or institution where the specimens is stored.

## ABBREVIATIONS

### Private collections

coll. CGIR	Christophe Girod, Echalas;
coll. DMAT	Danilo Matzke, Leipzig;
coll. PKOC	Petr Kocarek, University of Ostrava, Czech Republic;
coll. YKAM	Yoshitaka Kamimura, Keio University.

### Institutions

ANSP	Academy of Natural Sciences of Philadelphia, Philadelphia;
MIZA	Museo del Instituto de Zoología Agrícola, Facultad de Agronomía, Maracay;
MNB	Museum für Naturkunde, Berlin;
MNHN	Muséum National d’Histoire Naturelle, Paris;
MRSN	Museo Regionale di Scienze Naturali, Torino;
MSNG	Museo Civico di Storia Naturale di Genova “Giacomo Doria”, Genova;
MZUSP	Universidade de São Paulo, Museu de Zoologia, São Paulo;
MZV	Instytut Zoologii, Warsaw;
NHM	Natural History Museum, London;
NHMW	Naturhistorisches Museum, Wien;
NHRM	Naturhistoriska Riksmuseet, Stockholm;
RMNH	Naturalis (Nationaal Natuurhistorisch Museum; formerly Rijksmuseum van Natuurlijke Historie), Leiden;
SNM	Natural History Museum of Denmark, Copenhagen;
USNM	US National Museum, Washington.



## CHECKLIST OF THE DERMAPTERA OF FRENCH GUIANA

This very large collection enabled us to identify several new species to French Guiana and to update Brindle's (1968b) work.

Forty-nine species belonging to 5 families and 13 subfamilies (Table 1) are recorded from French Guiana. Among these, 24 are cited for the first time for French Guiana. These new records are marked with an asterix.

Family PYGIDICRANIDAE Verhoeff, 1902  
Subfamily PYGIDICRANINAE Verhoeff, 1902

*Pygidicrana bivittata* Erichson, 1848  
(Fig. 1)

*Pygidicrana bivittata* Erichson, 1848: 579.

TYPE SPECIMEN. — British Guiana, male, MNB [not examined].

MATERIAL EXAMINED. — 4 specimens (Fig. 1).

**French Guiana** • 1 larva; Régina, Arataye (affl. Approuagues), 8 km NE Saut Pararé; 21.X.1989; P. Grandcolas leg.; MNHN • 1 ♂; Saül, Mont Itoupé (Drop Zone), 570 m a.s.l.; 14.III.2010; Ph. Dalens leg.; coll. CGIR • 1 ♀; Montsinéry-Tonnégrande, Montagne des Chevaux (Montagne Yéyé), RN2 PK22; 100 m a.s.l.; 4°44'34.3"N, 52°25'53.51"W; 4.IV.2015; SEAG com.; coll. CGIR • 1 larva; Saint-Laurent-du-Maroni, Saint-Jean-du-Maroni; V.1914; R. Benoist leg.; Hebard det.; MNHN.

DISTRIBUTION. — Guyana, Surinam, French Guiana, Brazil (Steinmann 1986).

## REMARKS

Already cited from French Guiana by Hebard (1920) and by Brindle (1968b).

Uncommon species which might be endemic from the Guiana Shield.

Subfamily PYRAGRINAE Verhoeff, 1902

*Pyragra fuscata* Audinet-Serville, 1831  
(Fig. 2A)

*Pyragra fuscata* Audinet-Serville, 1831: 34.

TYPE SPECIMEN. — French Guiana, male, MNHN, Paris [not examined].

MATERIAL EXAMINED. — 17 specimens (Fig. 2A).

**French Guiana** • 1 ♀, 1 ♂; Kaw, route de Kaw; 1.VIII.1998; A. Faille leg.; MNHN • 3 adults; Kaw, Piste de Kaw, PK 35.5; 22.VI.-14.VII.1989; G. Chauvet leg.; MNHN • 1 ♂; Kourou, Piste changement, PK 7; 9.VII.1991; L. Sénécaux leg.; MNHN • 1 ♂; Saint-Elie, Savane roche sur le Haut Coursibo; 4°18'58"N, 53°17'10"W; 2.XI.2013; SEAG com.; coll. CGIR • 1 ♂; Saül, Piste de Bézizon, PK 24; 7.VIII.1991; L. Sénécaux leg.; MNHN • 1 ♂; same local-




FIG. 1. — *Pygidicrana bivittata* Erichson, 1848: male (A), female (B). Scale bars: 1.0 mm.

ity; 1991; P. Bleuzen leg.; MNHN • 1 ♂; Saül, sentier Belvédère; 20.XII.2010; SEAG com.; coll. CGIR • 1 ♂; Montsinéry-Tonnégrande, Montagne des Chevaux, Montagne Yéyé, RN2 PK22; 100 m a.s.l.; 4°44'34.3"N, 52°25'53.51"W; 18.IX.2011; SEAG com.; coll. CGIR • 1 ♂; same locality; 21.XII.2013; SEAG com.; coll. CGIR • 1 ♂; same locality; 31.XII.2013; SEAG com.; coll. CGIR • 1 ♂; same locality; 11.I.2014; SEAG com.; coll. CGIR • 1 ♂; same locality; 22.III.2014; SEAG com.; coll. CGIR • 1 ♂; same locality; 3.I.2015; SEAG com.; coll. CGIR • 1 ♂; same locality; 24.I.2015; SEAG com.; coll. CGIR.

DISTRIBUTION. — Mexico to Nicaragua, Guyana, French Guiana, Suriname, Colombia and Ecuador (Steinmann 1986).

## REMARKS

Already cited from French Guiana (Hebard 1920; Brindle 1968b).

Several subspecies exist. The subspecies to which the collected material belongs has not been identified yet. It is a common species in French Guiana.

*Pyragra paraguayensis* Borelli, 1904

*Pyragra paraguayensis* Borelli, 1904: 1.

TYPE SPECIMEN. — Paraguay, male, MRSN [not examined].

MATERIAL EXAMINED. — 1 specimen.

**French Guiana** • 1 adult; Régina, Arataye (affl. Approuagues), aval de Saut Pararé; 1.XI.1989; P. Grandcolas leg.; MNHN.

DISTRIBUTION. — Nicaragua, Costa Rica, Guyana, Brazil, Peru, Bolivia, Paraguay and Argentina (Steinmann 1986).

## REMARK

Identification still tentative as no picture of type specimen could be studied, but the specimen matches well with the descriptions.

TABLE 1. — Species recorded in Hebard (1920), Brindle (1968), Steinmann (1989-1993), Thouvenot (2011) and this paper.

Family	Subfamily	Species	Hebard 1920	Brindle 1968a	Thouvenot 2011	This paper
Pygidicranidae	Pygidicraninae	<i>Pygidicrana bivittata</i> Erichson, 1848	×	×	×	×
	Pyragrinae	<i>Pyragra fuscata</i> Audinet-Serville, 1831	×	×	×	×
	Pyragrinae	<i>Pyragra paraguayensis</i> Borelli, 1904	–	–	–	×
	Pyragrinae	<i>Pyragropsis emarginata</i> Rehn, 1916	–	×	×	×
	Pyragrinae	<i>Pyragropsis thoracica</i> (Audinet-Serville, 1838)	–	×	×	×
	Pyragrinae	<i>Echinopsalis guttata</i> Bormans, 1893	–	–	–	×
Anisolabididae	Anisolabidinae	<i>Carcinophora percheroni</i> (Guérin & Percheron, 1838)	×	×	×	×
	Anisolabidinae	<i>Carcinophora scudderi</i> (de Bormans, 1900)	×	×	×	×
	Anisolabidinae	<i>Anisolabella antoni</i> (Dohrn, 1864)	–	–	–	×
	Anisolabidinae	<i>Euborellia peregrina</i> (Mjöberg, 1904)	×	×	×	×
	Anisolabidinae	<i>Metalabis carinata</i> Brindle, 1968	–	–	–	×
	Anisolabidinae	<i>Metalabis saramacensis</i> (Zacher, 1911)	–	–	–	×
Forficulidae	Forficulinae	<i>Doru gracilis</i> (Burmeister, 1838)	–	–	–	×
	Forficulinae	<i>Doru unicolor</i> Brindle, 1971	–	–	–	×
	Opisthocosmiinae	<i>Neoopisthocosmia geijskesi</i> (Brindle, 1968)	–	–	–	×
	Ancistrogastriinae	<i>Sarcinatrix quadrimaculata</i> Brindle, 1971	–	–	–	×
	Skendylinae	<i>Kleter aterrima</i> (de Bormans, 1883)	–	–	×	×
	Skendylinae	<i>Kleter americanus</i> (de Bormans, 1893)	–	–	–	×
	Skendylinae	<i>Kleter boesemani</i> (Brindle, 1968)	–	–	–	×
Labiduridae	Labidurinae	<i>Labidura riparia</i> (Pallas, 1773)	–	–	–	×
Spongiphoridae	Cosmogeracinae	<i>Cosmogerax araguensis</i> (Brindle, 1974)	–	–	–	×
	Cosmogeracinae	<i>Cosmogerax doesburgi</i> Brindle, 1982	–	–	–	×
	Geracinae	<i>Gerax fuscum</i> Brindle, 1974	–	–	–	×
	Geracinae	<i>Eugerax poecilum</i> Hebard, 1917	–	–	–	×
	Sparattinae	<i>Mecomera brunnea</i> Audinet-Serville, 1838 [1839]	–	–	–	×
	Sparattinae	<i>Sparatta dentifera</i> Rehn, 1901	×	–	–	×
	Sparattinae	<i>Sparatta incerta</i> Borelli, 1905	–	–	–	×
	Sparattinae	<i>Sparatta nigrina</i> Stal, 1855	–	×	×	×
	Sparattinae	<i>Sparatta semirufa</i> Kirby, 1896	×	×	×	×
	Spongiphorinae	<i>Marava parva</i> (Burr, 1912)	–	–	–	×
	Spongiphorinae	<i>Marava championi</i> (de Bormans, 1893)	–	–	–	×
	Spongiphorinae	<i>Marava equatoria</i> (Burr, 1899)	–	×	×	×
	Spongiphorinae	<i>Purex surinamensis</i> Brindle, 1971	–	–	–	×
	Spongiphorinae	<i>Purex formosus</i> Hebard, 1920	×	×	×	×
	Spongiphorinae	<i>Purex pulchellus</i> Brindle, 1977	–	–	–	×
	Spongiphorinae	<i>Purex parvicollis</i> (Stal, 1860)	–	–	–	×
	Spongiphorinae	<i>Purex frontalis</i> (Dohrn, 1864)	–	–	–	×
	Spongiphorinae	<i>Spongiphora croceipennis</i> Audinet-Serville, 1831	–	–	×	×
	Spongiphorinae	<i>Spongiphora buprestoides</i> (Kirby, 1891)	–	–	–	×
	Spongiphorinae	<i>Spongovostox bilineatus</i> (Scudder, 1869)	–	–	–	×
	Spongiphorinae	<i>Spongovostox ghilianii</i> (Dohrn, 1864)	×	–	–	×
	Spongiphorinae	<i>Spongovostox schwarzi</i> (Caudell, 1907)	–	–	–	×
	Spongiphorinae	<i>Spongovostox pygmaeus</i> (Dohrn, 1864)	–	–	–	×
	Spongiphorinae	<i>Vostox brunneipennis</i> (Audinet-Serville, 1838)	–	–	–	×
	Spongiphorinae	<i>Vostox vicinus</i> (Burr, 1912)	–	–	–	×
	Labiinae	<i>Circolabia arcuata</i> (Scudder, 1876)	×	×	×	×
	Labiinae	<i>Paralabella chopardi</i> (Hebard, 1920)	×	×	×	×
	Labiinae	<i>Paralabella dorsalis</i> (Burmeister, 1838)	×	×	×	×
	Labiinae	<i>Paralabella curvicauda</i> (Motschulsky, 1863)	–	–	–	×
	Total number of species			12	14	16

*Pyragropsis emarginata* Rehn, 1916  
(Fig. 2C)

*Pyragropsis emarginata* Rehn, 1916: 216.

TYPE SPECIMEN. — Brazil male, ANSP, Philadelphia [not examined].

MATERIAL EXAMINED. — 7 specimens (Fig. 2C).

**French Guiana** • 1 adult; Saül, Mont Itoupé; 800 m a.s.l.; 3°1'19"N, 53°5'3"W; 17.III.2010; SEAG com.; coll. DMAT • 1 adult; Saül, sentier Belvédère; 21.X.2010; SEAG com.; coll. CGIR • 1 adult; same locality; 8.VI.2011; SEAG com.; coll. CGIR • 1 ♂; Montsiniéry-Tonnégrande, Montagne des Chevaux (Montagne Yéyé), RN2

PK22; 100 m a.s.l.; 4°44'34.3"N, 52°25'53.51"W; 13.IX.2014; SEAG com.; coll. CGIR • 1 ♂; same locality; 8.XI.2014; SEAG com.; coll. CGIR • 1 ♂; same locality; 4.IV.2015; SEAG com.; coll. CGIR • 1 adult; Régina, Nouragues, Camp; 4°5'N, 52°41'W; 26.VIII.2010; SEAG com.; coll. CGIR.

DISTRIBUTION. — Brazil, Peru, Guyana, French Guiana, Suriname (Steinmann 1986).

REMARK

Also cited from French Guiana by Brindle (1968b).



*Pyragropsis thoracica* (Audinet-Serville, 1838)  
(Fig. 3A)

*Forficesila thoracica* Audinet-Serville, 1838: 22.

TYPE SPECIMEN. — French Guiana, female, unknown repository [not examined].

MATERIAL EXAMINED. — 14 specimens (Fig. 3A).

**French Guiana** • 4 adults, 2 larvas; Arataye (affl. Approuagues), aval de Saut Pararé; 12.VII.1988; P. Grandcolas & L. Desutter leg.; MNHN • 1 ♀; Kaw (Route de Kaw, PK 34); IV.1985; G. Tavakilian leg.; MNHN • 4 adults; Maripasoula, contreforts du Mitaraka; crique Alama; 2°14'2"N, 54°27'0"W; 25.III.2015; La Planète Revisitée – MNHN/PNI Guyane 2015 (APA-973-1) com.; MNHN (2); coll. CGIR (2) • 1 ♀; Roura (Piste Coralie, PK 11); 21.III.1990; P. de Toulgoet leg.; MNHN • 1 adult; Montsinéry-Tonnégrande; Montagne des Chevaux (Montagne Yéyé), RN2 PK22; 100 m a.s.l.; 4°44'34.3"N, 52°25'53.51"W; 2.VIII.2011; SEAG com.; coll. CGIR • 1 adult; Régina; Nouragues, Camp; 4°5'N, 52°41'W; 10.VII.2008; C. Girod leg.; coll. CGIR.

DISTRIBUTION. — Surinam, French Guiana, Panama (Steinmann 1986).

REMARK

Cited from French Guiana by Brindle (1968b). This species occurs frequently in palm trees.

*Echinopsalis guttata* Bormans, 1893\*

*Echinopsalis guttata* Bormans, 1893: 2.

TYPE SPECIMEN. — Nicaragua, female, NHM [picture examined].

MATERIAL EXAMINED. — 1 specimen (Fig. 2B).

**French Guiana** • 1 adult; Saül, sentier Belvédère (point de vue); 17.I.2011; SEAG com.; coll. CGIR.

DISTRIBUTION. — Central America (Guatemala to Panama), Brazil (Amazonian Basin), Bolivia, Paraguay (Steinmann 1986) and French Guiana (new record).

REMARK

This species is widespread in Central and South America. Its finding in French Guiana extends its distribution eastwards.

Family ANISOLABIDIDAE Verhoeff, 1902  
Subfamily ANISOLABIDINAE Verhoeff, 1902

*Carcinophora percheroni* (Guérin & Percheron, 1838)  
(Fig. 3B)

*Forficula percheroni* Guérin & Percheron, 1838: 7.

TYPE SPECIMEN. — French Guiana, female, unknown repository.

MATERIAL EXAMINED. — 24 specimens (Fig. 3B).

**French Guiana** • 1 larva; Kaw, piste de Kaw, PK 35.5; 22.VI.-14.VII.1989; G. Chauvet leg.; MNHN • 1 ♂; Maripasoula, contreforts du Mitaraka; crique Alama; 2°14'2"N, 54°27'0"W; 25.III.2015; La Planète Revisitée – MNHN/PNI Guyane 2015 (APA-973-1) com.; MNHN • 1 adult; Saül, Mont Itoupé; 800 m a.s.l.; 3°1'19"N,




FIG. 2. — A, *Pyragra fuscata* Audinet-Serville, 1831; B, *Echinopsalis guttata* Bormans, 1893; C, *Pyragropsis emarginata* Rehn, 1916. Scale bars: 1.0 mm




FIG. 3. — A, *Pyragropsis thoracica* (Audinet-Serville, 1838); B, *Carcinophora percheroni* (Guérin & Percheron, 1838); C, *Doru gracilis* (Burmeister, 1838). Scale bars: 1.0 mm.

53°5'3"W; 19.III.2010; E. Poirier leg.; coll. CGIR • 1 ♀; same locality; 22.III.2010; M. Dewynter leg. • 1 ♀, 2 ♂; same locality; 24.III.2010; SEAG com.; coll. CGIR; coll. DMAT • 1 ♂; Saül, Mont Itoupé (Drop Zone); 570 m a.s.l.; 24.III.2010; SEAG com.; coll. CGIR • 1 adult; Saül, sentier Belvédère; 6.X.2010; SEAG com.; coll. CGIR • 1 adult; same locality; 11.I.2011; SEAG com.; coll. CGIR • 1 adult; same locality; 7.III.2011; SEAG com.; coll. CGIR • 1 adult; same locality; 22.III.2011; SEAG com.; coll. CGIR • 1 ♀; Camopi; Mont Saint-Marcel; 635 m a.s.l.; 2°23'3"N, 53°0'37"W; 25.IX.2014; SEAG com.; coll. CGIR • 1 adult; Montsinéry-Tonnégrande, Montagne des Chevaux (Montagne Yéyé) – RN2 PK22; 100 m a.s.l.; 4°44'34.3"N, 52°25'53.51"W; 22.VIII.2010; SEAG com.; coll. YKAM • 4 adults, 5 larvas; Régina; Roura; Route de Régina PK62, Piste Coralie PK12; 13-14.III.1990; P. de Toulgoet; leg.; MNHN • 1 adult; Roura; RN Trésor; XI.2009; SEAG com.; coll. CGIR.

DISTRIBUTION. — Brazil, French Guiana, Surinam, Trinidad, Dominica, Grenada, Guadeloupe, Panama, Costa Rica, Nicaragua, United States (Massachusetts; Steinmann 1989a).

REMARK

Cited from French Guiana by Hebard (1920), Thouvenot (2011) and Brindle (1968b). Easily recognized by its orange wings, pronotum and legs and by the two orange spots on the forewings. Seems rather common in French Guiana.

*Carcinophora scudderi* (de Bormans, 1900)

*Psalis scudderi* de Bormans, 1900: 449.

TYPE SPECIMEN. — Paraguay, female, MSNG [not examined].

MATERIAL EXAMINED. — 53 specimens.

**French Guiana** • 1 larva; Maripasoula, contreforts du Mitaraka, crique Alama; 2°14'2"N, 54°27'0"W; 14.III.2015; La Planète Revisitée – MNHN/PNI Guyane 2015 (APA-973-1) com.; MNHN • 1 ♂; Matoury (La Désirée); 20.VII.2014; SEAG com.; coll. CGIR • 2 adults; Saül, Mont Itoupé; 800 m a.s.l.; 3°1'19"N, 53°5'3"W; 24.III.2010; SEAG com.; coll. CGIR • 1 ♀; Saül, sentier Belvédère (point de vue); 5.XI.2010; SEAG com.; coll. CGIR • 1 ♀; same locality; 23.IX.2010; SEAG com.; coll. CGIR • 1 ♀; same locality; 6.X.2010; SEAG com.; coll. CGIR • 1 adult; Montsinéry-Tonnégrande; Montagne des Chevaux (Montagne Yéyé), RN2 PK22; 100 m a.s.l.; 4°44'34.3"N, 52°25'53.51"W; 6.XII.2009; SEAG com.; coll. CGIR • 3 adults; same locality; 28.XII.2009; SEAG com.; coll. CGIR; coll. DMAT • 1 adult; same locality; 31.I.2010; SEAG com.; coll. CGIR • 1 ♂; same locality; 21.II.2010; SEAG com.; coll. CGIR • 2 adults, 1 ♂; same locality; 28.II.2010; SEAG com.; coll. CGIR • 1 adult, 1 ♂; same locality; 28.III.2010; SEAG com.; coll. CGIR • 2 ♂; same locality; 14.IV.2010; SEAG com.; coll. CGIR • 2 ♂; same locality; 22.VIII.2010; SEAG com.; coll. CGIR • 1 ♂; same locality; 19.IX.2010; SEAG com.; coll. CGIR • 2 adults; same locality; 26.XII.2010; SEAG com.; coll. CGIR • 1 ♂; same locality; 9.I.2011; SEAG com.; coll. PKOC • 1 adult; same locality; 22.I.2011; SEAG com.; coll. CGIR • 1 adult; 1 ♂; same locality; 6.II.2011; SEAG com.; coll. CGIR • 1 adult; same locality; 27.II.2011; SEAG com.; coll. CGIR • 1 ♀; same locality; 13.III.2011; SEAG com.; coll. CGIR • 1 ♂; same locality; 10.IV.2011; SEAG com.; coll. CGIR • 2 adults; same locality; 2.VIII.2011; SEAG com.; coll. CGIR • 1 adult; same locality; 14.VIII.2011; SEAG com.; coll. CGIR • 2 ♂; same locality; 11.IX.2011; SEAG com.; coll. CGIR • 3 adults; 2 ♀; 1 ♂; same locality; 18.IX.2011; SEAG; coll. CGIR • 1 ♀; same locality; 15.X.2011; SEAG com.; coll. CGIR • 2 ♀, 1 ♂; same locality; 23.X.2011; SEAG com.; coll. CGIR • 1 adult; same locality; 30.X.2011; SEAG com.; coll. CGIR • 1 ♂; same locality; 12.XI.2011; SEAG com.; coll. CGIR • 1 ♀; Régina; Nouragues, Camp; 4°5'N, 52°41'W; 27.X.2010; SEAG com.; coll. CGIR • 1 ♂; Régina, Saut Mapaou; 4°11'28"N, 52°18'54"W; 27.X.2014; SEAG com.; coll. CGIR • 1 adult; Saint-Laurent-du-Maroni; Saint-Jean-du-Maroni; V.1914; R. Benoist leg.; Hebard det.; MNHN.

DISTRIBUTION. — Paraguay, Peru, Brazil, French Guiana (Steinmann 1989a).

REMARKS

Already cited from French Guiana by Brindle (1968b) and by Hebard (1920).

Very common in French Guiana and widely distributed. Although it matches well with Hebard's and Brindle's descriptions (and specimens identified by these authors), it is uncertain whether this species belongs indeed to that genus, or if it would be better placed in *Epilandex* Hebard, 1927 or *Capralabis* Brindle, 1981. Further investigations are needed.

*Anisobellia antoni* (Dohrn, 1864)

*Forcinella antoni* Dohrn, 1864: 289.

TYPE SPECIMEN. — Venezuela, male, MZV [not examined].

MATERIAL EXAMINED. — 2 specimens.

**French Guiana** • 1 ♀; Montsinéry-Tonnégrande; Montagne des Chevaux (Montagne Yéyé), RN2 PK22; 100 m a.s.l. (4°44'34.3"N, 52°25'53.51"W); 8.V.2011; SEAG com.; coll. CGIR • 1 ♀; same locality; 16.VII.2011; SEAG com.; coll. CGIR.

DISTRIBUTION. — Central and South America: Mexico, Panama, Venezuela, Brazil, French Guiana, Chile (Steinmann 1989a).

REMARK

Generic placement follows Srivastava (1999). An additional material from Carsevenne (Brazil, but previously in French Guiana) is stored in the MNHN collections.

*Euborellia peregrina* (Mjöberg, 1904)

*Anisolabis peregrina* Mjöberg, 1904: 131.

TYPE SPECIMEN. — Brazil, male, NHRM [not examined].

MATERIAL EXAMINED. — 3 specimens.

**French Guiana** • 1 adult; Saül, Mont Itoupé; 800 m a.s.l.; 3°1'19"N, 53°5'3"W; 17.III.2010; SEAG com.; coll. CGIR • 1 adult; Montsinéry-Tonnégrande; Montagne des Chevaux (Montagne Yéyé), RN2 PK22; 100 m a.s.l.; 4°44'34.3"N, 52°25'53.51"W; 2.VIII.2011; SEAG com.; coll. CGIR • 1 adult; Saint-Laurent-du-Maroni; Nouveau Chantier; Le Moulé leg.; Hebard det.; MNHN.

DISTRIBUTION. — Brazil (Steinmann 1989a).

REMARK

Also cited from French Guiana by Hebard (1920), Brindle (1968b) and Thouvenot (2011).

*Metalabis carinata* Brindle, 1968

*Metalabis carinata* Brindle, 1968b: 20.

TYPE SPECIMEN. — Surinam, male, RMNH [type picture and description examined].

MATERIAL EXAMINED. — 9 specimens.

**French Guiana** • 3 adults; Régina, Arataye (affl. Approuagues), 8 km NE Saut Pararé; 19.VI.1988; P. Grandcolas & L. Desutter leg.; MNHN • 4 adults; same locality; 21.VI.1988; P. Grandcolas & L. Desutter leg.; MNHN • 1 ♂; Saül, Mont Itoupé; 830 m a.s.l.; 19.III.2010; E. Poirier leg.; coll. CGIR • 1 ♂; same locality; 24.III.2010; SEAG com.; coll. CGIR.

DISTRIBUTION. — Surinam (Steinmann 1989a). French Guiana (Haas 2009; this paper).

REMARK

This species has been described from Surinam, and is poorly known. Two specimens apparently belonging to this species have been identified from Mount Itoupé. The species has already been cited from French Guiana (Haas 2009) on the basis of one specimen supposedly present in the MNHN collection in Paris but not seen.



*Metalabis saramacensis* (Zacher, 1911)*Eulabis saramacensis* Zacher, 1911: 378.

TYPE SPECIMEN. — Surinam, male, MNB [not examined].

MATERIAL EXAMINED. — 12 specimens.

**French Guiana** • 3 adults; environ de Cayenne, Mahury; 1902; F. Geay leg.; MNHN • 2 adults; Cayenne; Ilet les Pères; 1902; F. Geay leg.; MNHN • 1 ♂; Régina; Roura, Piste Coralie; PK 11; 21.III.1990; P. de Toulgoet leg.; MNHN • 1 ♂; same locality; PK 12; 13-14.III.1990; P. de Toulgoet leg.; MNHN • 2 adults; Saül, Mont Itoupé; 800 m a.s.l.; 3°1'19"N, 53°5'3"W; 30.III.2010; SEAG com.; coll. CGIR • 1 adult; same locality; 31.III.2010; SEAG com.; coll. DMAT • 1 adult; Saül, sentier Belvédère; 24.I.2011; SEAG com.; coll. CGIR • 1 adult; Montsinéry-Tonnégrande; Montagne des Chevaux (Montagne Yéyé), RN2 PK22; 100 m a.s.l.; 4°44'34.3"N, 52°25'53.51"W; 12.XI.2011; SEAG com.; coll. CGIR.

DISTRIBUTION. — Guyana, Suriname, French Guiana, Brazil (Hebard 1917a; Steinmann 1989a).

## REMARK

Widespread in French Guiana. This species seems endemic from the Guiana Shield (its known location in Brazil is in Roraima State).

Family FORFICULIDAE Latreille, 1810  
Subfamily FORFICULINAE Latreille, 1810

*Doru gracilis* (Burmeister, 1838)\*  
(Fig. 3C)*Forficula gracilis* Burmeister, 1838: 755.

TYPE SPECIMEN. — Brazil, unknown repository [not examined].

MATERIAL EXAMINED. — 1 specimen. (Fig. 3C)

**French Guiana** • 1 ♂; Saint Laurent du Maroni, PK 9; 26.III.2005; W. van de Walle leg.; coll. CGIR.

DISTRIBUTION. — Colombia, Brazil, Bolivia, Peru, Venezuela (Steinmann 1993; Brindle 1971a) and French Guiana (new record).

## REMARK

The specimen collected in French Guiana extends the occurrence of the species eastwards.

*Doru unicolor* Brindle, 1971\*  
(Fig. 4)*Doru unicolor* Brindle, 1971a: 192.

TYPE SPECIMEN. — Brazil, São Paulo, Itu, Fazenda Pau d'Alho, 13.I.1962, A. Zunt, MZUSP [type picture and description examined].

MATERIAL EXAMINED. — 9 specimens (Fig. 4).

**French Guiana** • 1 ♂; Saül, Mont Itoupé; 800 m a.s.l.; 3°1'19"N, 53°5'3"W; 19.XI.2014; SEAG com.; coll. CGIR • 1 ♂; same locality; 23.XI.2014; SEAG com.; coll. DMAT • 2 ♀; 1 ♂; same locality; 24.XI.2014; SEAG com.; coll. CGIR; coll. DMAT • 1 ♀; same locality; 25.XI.2014; SEAG com.; coll. CGIR • 1 ♂; same locality;




FIG. 4. — *Doru unicolor* Brindle, 1971: male (A), female (B). Scale bars: 1.0 mm.

26.XI.2014; SEAG com.; coll. CGIR • 1 ♀; same locality; 27.XI.2014; SEAG com.; coll. CGIR • 1 ♂; same locality; 30.XI.2014; SEAG com.; coll. CGIR.

DISTRIBUTION. — Brazil, Venezuela (Steinmann 1993; Brindle 1971a) and French Guiana (new record).

## REMARK

Rare and spectacular species which has only been collected from the Itoupé mountains up to now.

## Subfamily OPISTHOCOSMIINAE Verhoeff, 1902

*Neopisthocosmia geijskesi* (Brindle, 1968)\*  
(Fig. 5A)*Dinex geijskesi* Brindle, 1968b: 49.

TYPE SPECIMEN. — Suriname. Tafelberg, camp on East Ridge, 1.IV.1953, coll D.C.Geijskes, RMNH [description and pictures examined].

MATERIAL EXAMINED. — 8 specimens. (Fig. 5A)

**French Guiana** • 1 ♀; Saint-Elie (Savane roche sur le Haut Koursibo); 4°18'58"; 53°17'10"; 2.XI.2013; SEAG com.; coll. CGIR • 1 ♀; Saül, Mont Itoupé; 800 m a.s.l.; 3°1'19"N, 53°5'3"W; 19.XI.2014; SEAG com.; coll. CGIR • 1 ♂; same locality; 22.XI.2014; SEAG com.; coll. CGIR • 1 ♂; same locality; 25.XI.2014; SEAG com.; coll. CGIR • 1 ♂; same locality; 27.XI.2014; SEAG com.; coll. DMAT • 2 ♂; Saül, sentier Belvédère; 1.VIII.2011; SEAG com.; coll. CGIR • 1 adult; same locality; 25.VIII.2011; SEAG com.; coll. CGIR • 1 ♀, 1 ♂; Saint-Laurent-du-Maroni; Massif Lucifer; sommet; 500 m a.s.l.; 4°46'32"N, 53°56'47"W; 28.X.2014; SEAG com.; coll. CGIR •

DISTRIBUTION. — Only known from Surinam (Brindle 1968b) and French Guiana (new record).




FIG. 5. — **A**, *Neopisthocosmia geijskesi* (Brindle, 1968); **B**, *Sarcinatrix quadrimaculata* Brindle, 1971. Scale bars: 1.0 mm.

REMARK

Rare species that seems to be endemic of the summits of Guiana Shield.

Subfamily ANCISTROGASTRINAE Verhoeff, 1902

*Sarcinatrix quadrimaculata* Brindle, 1971\*  
(Fig. 5B)

*Sarcinatrix quadrimaculata* Brindle, 1971f: 169.

TYPE SPECIMEN. — Brazil, male, MZUSP [type description and drawings examined].

MATERIAL EXAMINED. — 22 specimens. (Fig. 5B).

**French Guiana** • 8 ♀; 7 ♂; Saül, Mont Itoupé; 800 m a.s.l.; 3°1'19"N, 53°5'3"W; 21.XI.2014; SEAG com.; coll. CGIR; MNHN • 1 ♀; same locality; 22.XI.2014; SEAG com.; coll. CGIR • 1 ♀; same locality; 23.XI.2014; SEAG com.; coll. CGIR • 1 ♀; 1 ♂; same locality; 25.XI.2014; SEAG com.; coll. DMAT • 2 ♀; same locality; 27.XI.2014; SEAG com.; coll. CGIR • 1 adult; Saül, Mont Itoupé (Drop Zone); 570 m a.s.l.; 15.III.2010; P. Dalens leg.; coll. CGIR • 1 adult; same locality; 23.III.2010; SEAG com.; coll. CGIR.

DISTRIBUTION. — Brazil (Brindle 1971f; Steinmann 1993), French Guiana (new record).

REMARK

The specimens perfectly match with the description of Brindle (1971f).

Subfamily SKENDYLINAE Burr, 1907

*Kleter aterrima* (de Bormans, 1883)

*Ancistrogaster aterrima* de Bormans, 1883: 83.

TYPE SPECIMEN. — Ecuador, male, NHMW [type picture examined].

MATERIAL EXAMINED. — 51 specimens.

**French Guiana** • 1 ♀; Maripasoula, contreforts du Mitaraka, crique Alama; 2°14'2"N, 54°27'0"W; 12.III.2015; La Planète Revisitée – MNHN/PNI Guyane 2015 (APA-973-1) com.; MNHN • 2 ♂; same locality; 13.III.2015; La Planète Revisitée – MNHN/PNI Guyane 2015 (APA-973-1) com.; MNHN • 1 ♀, 1 ♂; same locality; 21.III.2015; La Planète Revisitée – MNHN/PNI Guyane 2015 (APA-973-1) com.; MNHN (1) coll. CGIR (1) • 2 ♀, 2 ♂; same locality; 25.III.2015; La Planète Revisitée – MNHN/PNI Guyane 2015 (APA-973-1) com.; MNHN (3); coll. CGIR (1) • 1 ♂; Matoury (La Désirée); 8.VI.2014; SEAG com.; coll. CGIR • 1 adult; Roura; Route de Kaw; PK 37; 22.VIII.1993; Roubaud leg.; MNHN • 1 ♂; Roura; RN Trésor; XI.2009; SEAG com.; coll. CGIR • 1 ♀; Saül, Mont Itoupé; 800 m a.s.l.; 3°1'19"N, 53°5'3"W; 17.III.2010; SEAG com.; coll. CGIR • 1 ♂; Saül; sentier Belvédère; 9.IX.2010; SEAG com.; coll. CGIR • 1 ♂; same locality; 14.II.2011; SEAG com.; coll. CGIR • 1 ♂; same locality; 23.II.2011; SEAG com.; coll. CGIR • same locality; 14.III.2011; SEAG com.; 1 ♂; coll. CGIR • 1 ♀; Camopi; Mont Saint-Marcel; 635 m a.s.l.; 2°23'3"N, 53°0'37"W; 18.IX.2014; SEAG com.; coll. CGIR • 1 ♂; Montsinéry-Tonnégrande; Montagne des Chevaux (Montagne Yéyé), RN2 PK22; 100 m a.s.l.; 4°44'34.3"N, 52°25'53.51"W; 28.II.2010; SEAG com.; coll. CGIR • 3 ♀; same locality; 14.IV.2010; SEAG com.; coll. CGIR; coll. YKAM • 1 ♂; same locality; 29.V.2011; SEAG com.; coll. CGIR • 1 ♂; same locality; 23.VII.2011; SEAG com.; coll. CGIR • 4 ♀, 3 ♂; same locality; 2.VIII.2011; SEAG com.; coll. CGIR; coll. PKOC; coll. DMAT • 1 ♀, 5 ♂; same locality; 14.VIII.2011; SEAG com.; coll. CGIR; coll. DMAT; coll. YKAM • 3 ♀, 2 ♂; same locality; 21.VIII.2011; SEAG com.; coll. CGIR • 1 ♀; 1 ♂; same locality; 11.IX.2011; SEAG com.; coll. CGIR; coll. PKOC • 1 ♂; same locality; 18.IX.2011; SEAG com.; coll. CGIR • 1 ♀; same locality; 23.X.2011; SEAG com.; coll. CGIR • 1 ♂; same locality; 30.X.2011; SEAG com.; coll. CGIR • 1 ♂; same locality; 11.I.2014; SEAG com.; coll. CGIR • 1 ♀; same locality; 21.VIII.2014; SEAG com.; coll. CGIR • 1 ♀; Régina; Nouragues, Camp; 4°5'N, 52°41'W; 9.IX.2010; SEAG com.; coll. CGIR • 1 adult; Régina/Saül; piste de Bélizon; 1991; P. Bleuzen leg.; MNHN.

DISTRIBUTION. — Widely distributed in Central and South America (Steinmann 1993).

REMARK

The species is represented by both the brachylabic and the macrolabic form, the latter looking very close to the specimens of *Kleter boesemani* (Brindle, 1968), stored at the MNHN. It is common in French Guiana.

*Kleter americanus* (de Bormans, 1893)

*Opisthocosmia americana* de Bormans, 1893: 8.

TYPE SPECIMEN. — Mexico, female, unknown repository [not examined].

MATERIAL EXAMINED. — 1 specimen.

**French Guiana** • 1 adult; Kourou; Gourdonville; 5°1'N, 52°39'W; 1906; Le Moulit leg.; MNHN.

DISTRIBUTION. — Mexico, Guatemala, Panama, Venezuela, Colombia, Surinam, Brazil, Peru (Steinmann 1993) and French Guiana.



REMARK

The specimen stored in the MNHN collection seems very similar to those of *K. aterrima* (de Bormans, 1883). The identification of this species thus remains uncertain.

*Kleter boesemani* (Brindle, 1968)

*Dinex boesemani* Brindle, 1968b: 50.

TYPE SPECIMEN. — Suriname, male, RMNH [type description and drawings examined].

MATERIAL EXAMINED. — 2 specimens.

**French Guiana** • 2 adults; Régina; Route de Bélizon; PK.30, Montagnes Tortues; 10.I.1991; P. Bleuzen leg.; MNHN.

DISTRIBUTION. — Surinam (Steinmann 1993) and French Guiana.

REMARK

The specimens stored in the MNHN collection seem very similar to those of *K. aterrima* and the identification of the species (made by Bleuzen) is uncertain.

Family LABIDURIDAE Verhoeff, 1902  
Subfamily LABIDURINAE Verhoeff, 1902

*Labidura riparia* (Pallas, 1773)

*Forficula riparia* Pallas, 1773: 727.

TYPE SPECIMEN. — Siberia, Irtysh river, male, SNM [pictures examined].

MATERIAL EXAMINED. — 4 specimens.

**French Guiana** • 1 ♂; Awala-Yalimapo, Plage des Hattes; 9.IV.1994; F. Febvre leg.; MNHN • 2 ♀, 1 ♂; Camopi; 1900; F. Geay leg.; MNHN.

DISTRIBUTION. — Cosmopolitan species.

REMARK

The differences between this species and *Labidura xanthopus* (Stal, 1855), known from the West Indies, are unclear. The taxonomical identity of the specimens from French Guiana thus needs confirmation. This species occurs among seashores and river margins.

Family SPONGIPHORIDAE Verhoeff, 1902  
Subfamily COSMOGERACINAE Brindle, 1982

*Cosmogera araguensis* (Brindle, 1974)\*  
(Fig. 6A)

*Geracides araguensis* Brindle, 1974: 120.

TYPE SPECIMEN. — Venezuela; Aragua, Rancho Grande; 1100 m; 03.IV.1974; MIZA [pictures examined].

MATERIAL EXAMINED. — 23 specimens (Fig. 6A).




Fig. 6. — A, *Cosmogera araguensis* (Brindle, 1974); B, *Cosmogera doesburgi* Brindle, 1982. Scale bars: 1.0 mm.

**French Guiana** • 1 ♀; Montsinéry-Tonnégrande; Montagne des Chevaux (Montagne Yéyé), RN2 PK22; 100 m a.s.l.; 4°44'34.3"N, 52°25'53.51"W; 28.XII.2009; SEAG com.; coll. CGIR • 1 ♀; same locality; 28.II.2010; SEAG com.; coll. DMAT • 1 ♀; same locality; 28.III.2010; SEAG com.; coll. CGIR • 1 ♀; same locality; 16.X.2010; SEAG com.; coll. CGIR • 1 ♂; same locality; 20.VII.2013; SEAG com.; coll. DMAT • 1 ♂; same locality; 28.XII.2013; SEAG com.; coll. DMAT • 2 adults; same locality; 24.V.2014; SEAG com.; CGLF • 1 adult; same locality; 21.VI.2014; SEAG com.; coll. CGIR • 1 adult; same locality; 26.VII.2014; SEAG com.; coll. CGIR • 1 adult; same locality; 21.VIII.2014; SEAG com.; coll. CGIR • 1 adult; same locality; 13.IX.2014; SEAG com.; coll. CGIR • 3 adults; same locality; 18.X.2014; SEAG com.; coll. CGIR • 2 adults; same locality; 1.XI.2014; SEAG com.; coll. CGIR; coll. DMAT • 1 adult; same locality; 15.XI.2014; SEAG com.; coll. CGIR • 1 adult; same locality; 6.XII.2014; SEAG com.; coll. CGIR • 1 adult; same locality; 13.XII.2014; SEAG com.; coll. CGIR • 1 adult; same locality; 20.XII.2014; SEAG com.; coll. CGIR • 2 adults; same locality; 10.I.2015; SEAG com.; coll. CGIR • 2 adults; same locality; 7.II.2015; SEAG com.; MNHN; coll. CGIR.

DISTRIBUTION. — Venezuela (Brindle 1974) and French Guiana (new record).

REMARK

This species has only been found in one location, where it has been frequently collected. Its forceps shape is characteristic. Our specimens are all identical to the male holotype.

*Cosmogera doesburgi* Brindle, 1982\*  
(Fig. 6B)

*Cosmogera doesburgi* Brindle, 1982: 38.

TYPE SPECIMEN. — Suriname, Para distr. Onverdacht, on light, 7-VII-1962, 19-22 h. P. H. van Doesburg jr., RMNH [type description and drawings examined].

MATERIAL EXAMINED. — 1 specimen (Fig. 6B).




FIG. 7. — **A**, *Eugerax poecilum* Hebard, 1917; **B**, *Gerax fuscum* Brindle, 1974. Scale bars: 1.0 mm.

**French Guiana** • 1 adult; Maripasoula, contreforts du Mitaraka, crique Alama; 2°14'2"N, 54°27'0"W; 25.III.2015; La Planète Revisitée – MNHN/PNI Guyane 2015 (APA-973-1) com.; MNHN.

**DISTRIBUTION.** — Suriname (type locality, Brindle 1982) and French Guiana (new record).

**REMARK**

Only one specimen has been collected in the Mitaraka mountains, during the “Our Planet reviewed expedition”. It perfectly matches with the description of *C. doesburgi* by Brindle. It seems that it is only the second time the species is collected.

Subfamily GERACINAE Brindle, 1971

*Gerax fuscum* Brindle, 1974  
(Fig. 7B)

*Gerax fuscum* Brindle, 1974: 112.

**TYPE SPECIMEN.** — El Barrioso, Rio Matu, Venezuela, Bolivar, 6.I.1972, leg. J. Salcedo, MIZA [type pictures studied].

**MATERIAL EXAMINED.** — 35 specimens (Fig. 7B).

**French Guiana** • 1 ♀; Saül; 13.XII.2011; SEAG com.; coll. CGIR • 1 adult; Camopi; Mont Saint-Marcel; 635 m a.s.l.; 2°23'3"N, 53°0'37"W; 21.IX.2014; SEAG com.; coll. CGIR • 1 adult; same locality; 26.IX.2014; SEAG com.; coll. CGIR • 1 ♀; Montsinéry-Tonnégrande; Montagne des Chevaux (Montagne Yéyé), RN2 PK22; 100 m a.s.l.; 4°44'34.3"N, 52°25'53.51"W; 16.VII.2011; SEAG com.; coll. CGIR • 1 ♀; same locality; 14.VIII.2011; SEAG com.; coll. CGIR • 3 ♀; same locality; 18.IX.2011; SEAG com.; coll. CGIR • 1 ♀; same locality; 8.X.2011; SEAG com.; coll. DMAT • 1 ♀; same locality; 10.III.2012; SEAG com.; coll. CGIR • 1 ♂; same locality; 4.V.2013; SEAG com.; MNHN • 1 ♂; same locality; 8.VI.2013; SEAG com.; coll. CGIR • 1 ♂; same locality; 24.VIII.2013; SEAG com.; coll. CGIR • 1 adult; same locality; 7.IX.2013; SEAG com.; coll. YKAM • 1 adult; same locality; 28.IX.2013; SEAG com.; coll. CGIR • 1 adult; same locality; 26.X.2013; SEAG com.; coll. CGIR • 1 adult; same locality; 10.XI.2013; SEAG com.;

coll. CGIR • 1 adult; same locality; 16.XI.2013; SEAG com.; coll. CGIR • 1 adult; same locality; 30.XI.2013; SEAG com.; coll. DMAT • 1 ♀; same locality; 7.XII.2013; SEAG com.; coll. CGIR • 1 adult; same locality; 24.V.2014; SEAG com.; coll. CGIR • 1 adult; same locality; 28.VI.2014; SEAG com.; coll. CGIR • 2 ♂; same locality; 19.VII.2014; SEAG com.; coll. CGIR • 2 adults; same locality; 26.VII.2014; SEAG com.; coll. CGIR • 1 adult; same locality; 9.VIII.2014; SEAG com.; MNHN • 1 adult; same locality; 21.VIII.2014; SEAG com.; coll. CGIR • 1 adult; same locality; 30.VIII.2014; SEAG com.; coll. CGIR • 1 ♀; same locality; 27.IX.2014; SEAG com.; coll. CGIR • 2 adults; same locality; 18.X.2014; SEAG com.; coll. CGIR; coll. DMAT • 1 ♂; same locality; 31.I.2015; SEAG com.; coll. CGIR • 1 adult; same locality; 18.IV.2015; SEAG com.; coll. CGIR • 1 adult; same locality; 25.IV.2015; SEAG com.; coll. CGIR.

**DISTRIBUTION.** — Previously only known from type specimen, collected in Venezuela.

**REMARKS**

This species is difficult to identify although the presence of an arolium and the large eyes were diagnostic for the genus *Gerax*. We have been able to compare our specimens with photographs of type specimens of *Gerax fuscum* Brindle, 1974 and *Gerax lucidum* Brindle, 1974, also stored at MIZA. Both species were described on a single male specimen. According to our specimens, the differences stated in Brindle’s descriptions (1974) are scarce: concerning the colour of pronotum and wings, our specimens vary from pure yellow (*Gerax lucidum*) to yellow suffused with brown (*Gerax fuscum*); pending further investigations we refer all our specimens as *Gerax fuscum*. It is likely that the two species are to be synonymized in the future.

*Eugerax poecilum* Hebard, 1917\*  
(Fig. 7A)

*Eugerax poecilum* Hebard, 1917: 328.

**TYPE SPECIMEN.** — Paraiso, Canal zone, Panama, 19.I.1911, E. A. Schwarz leg., USNM [type picture examined].

**MATERIAL EXAMINED.** — 2 specimens (Fig. 7A).

**French Guiana** • 1 adult; Maripasoula, contreforts du Mitaraka, crique Alama; 2°14'2"N, 54°27'0"W; 14.III.2015; La Planète Revisitée – MNHN/PNI Guyane 2015 (APA-973-1) com.; coll. CGIR • 1 adult; same locality; 25.III.2015; La Planète Revisitée – MNHN/PNI Guyane 2015 (APA-973-1) com.; MNHN.

**DISTRIBUTION.** — Panama, Costa Rica (Steinmann 1989b), French Guiana (new record).

**REMARK**

The specimens from Mitaraka perfectly match with the holotype description and pictures (Hebard 1917b).

Subfamily SPARATTINAE Verhoeff, 1902

*Mecomera brunnea* Audinet-Serville, 1838 [1839]  
(Fig. 8A)

*Mecomera brunnea* Audinet-Serville, 1838 [1839]: 54.



TYPE SPECIMEN. — French Guiana, male, MNHN [not examined].

MATERIAL EXAMINED. — 2 specimens (Fig. 8A).

**French Guiana** • 1 ♂; Apatou, PK 25; 9.I.2014; SEAG com.; coll. CGIR • 1 ♂; environs de Cayenne, Montagnes de Montsinéry; II.1902; F. Geay leg.; MNHN.

DISTRIBUTION. — Brazil, Columbia, Peru, Bolivia, French Guiana, Costa Rica, Nicaragua (Steinmann 1989b).

REMARK

This species was described from French Guiana. The type specimen was not found in the MNHN collections. It is uncertain whether the valid name is *Mecomera brunnea* or *Mecomera plana* (Illiger, 1838). As for all Sparattinae, this species probably inhabits under bark of trees.

*Sparatta dentifera* Rehn, 1901

*Sparatta dentifera* Rehn, 1901: 218.

TYPE SPECIMEN. — Mexico, male, ANSP [not examined].

MATERIAL EXAMINED. — 20 specimens.

**French Guiana** • 3 ♀; Saül, Mont Itoupé (Drop Zone); 570 m a.s.l.; 17.III.2010; SEAG com.; coll. PKOC; coll. CGIR • 1 ♂; same locality; 24.III.2010; SEAG com.; coll. CGIR • 2 ♂; same locality; 31.III.2010; SEAG com.; coll. CGIR • 1 adult; Saül, sentier Belvédère; 29.X.2010; SEAG com.; coll. CGIR • 1 ♂; Camopi; Mont Saint-Marcel; 635 m a.s.l.; 2°23'3"N, 53°0'37"W; 21.IX.2014; SEAG com.; coll. CGIR • 1 ♀; Montsinéry-Tonnégrande, Montagne des Chevaux (Montagne Yéyé), RN2 PK22; 100 m a.s.l.; 4°44'34.3"N, 52°25'53.51"W; 6.XII.2009; SEAG com.; coll. CGIR • 1 ♂; same locality; 28.XII.2009; SEAG; coll. CGIR • 1 ♂; same locality; 2.VIII.2011; SEAG com.; coll. CGIR • 1 ♂; same locality; 21.VIII.2011; SEAG com.; coll. CGIR • 1 ♀; same locality; 30.X.2011; SEAG com.; coll. CGIR • 1 ♂; same locality; 31.V.2014; SEAG com.; coll. CGIR • 1 ♂; Régina; Nouragues, Camp; 4°5'N, 52°41'W; 14.X.2010; SEAG com.; coll. DMAT • 2 ♀; Nouragues (Pararé); 15.VI.2010; SEAG com.; coll. CGIR • 1 ♂; same locality; 19.VII.2010; SEAG com.; coll. CGIR • 1 ♂; Saint-Laurent-du-Maroni; Bas Maroni (Charvein); 5°34'N, 53°4'W; 1914; R. Benoist leg.; MNHN (paratype) • 1 ♂; Nouveau Chantier; 1914; R. Benoist leg.; MNHN (paratype).

DISTRIBUTION. — South and Central America (Steinmann 1989b).

REMARK

Already cited from French Guiana by Brindle (1968b). This flat species occurs frequently under tree barks.

*Sparatta incerta* Borelli, 1905

*Sparatta incerta* Borelli, 1905: 11.

TYPE SPECIMEN. — Nova Granada, male, MNB [not examined].

MATERIAL EXAMINED. — No specimen examined.

DISTRIBUTION. — Distributed from Mexico to Argentina (Steinmann 1989b).

REMARK

This species was cited from French Guiana by Brindle (1971c).




FIG. 8. — **A**, *Mecomera brunnea* Audinet-Serville, 1838 [1839], male; **B**, *Sparatta semirufa* Kirby, 1896; **C**, *Marava championi* (de Bormans, 1893). Scale bars: 1.0 mm.

This species is widespread in South America but is only cited on the basis of literature data in French Guiana.

*Sparatta nigrina* Stal, 1855

*Sparatta nigrina* Stal, 1855: 350.

TYPE SPECIMEN. — Brazil, female, NHRM [not examined].

MATERIAL EXAMINED. — 2 specimens.

**French Guiana** • 2 adults; Nouragues (Camp); 09.XI.2010; SEAG com.; coll. CGIR.

DISTRIBUTION. — Brazil, Argentina, Dominica (Brindle 1971e; Steinmann, 1989b).

REMARK

Already cited from French Guiana by Brindle (1968b).

*Sparatta semirufa* Kirby, 1896  
(Fig. 8B)

*Sparatta semirufa* Kirby, 1896: 528.

TYPE SPECIMEN. — Brazil, female, NHM [not examined].

MATERIAL EXAMINED. — 18 specimens (Fig. 8B).

**French Guiana** • 2 ♂; Camopi; 1900; F. Geay leg.; MNHN • 1 adult; Montsinéry-Tonnégrande; Montagne des Chevaux (Montagne Yéyé), RN2 PK22; 100 m a.s.l.; 4°44'34.3"N, 52°25'53.51"W; 28.III.2010; SEAG com.; coll. PKOC • 1 adult; same locality; 19.IX.2010; SEAG com.; coll. CGIR • 1 adult; same locality; 26.XII.2010; SEAG com.; MNHN • 1 adult; same locality; 9.I.2011; SEAG com.; coll. DMAT • 1 adult; same locality; 23.X.2011; SEAG com.; coll. CGIR • 1 adult; same locality; 7.XI.2011; SEAG com. coll. CGIR • 1 ♂; same locality; 14.XII.2013; SEAG com.; coll. CGIR • 2 adults; same locality; 13.XII.2014; SEAG com.; coll. CGIR • 1 ♂; same locality; 20.XII.2014; SEAG com.; coll. CGIR • 1 ♂; same locality; 3.I.2015; SEAG com.; coll. CGIR • 2 ♂; same locality; 28.II.2015; SEAG com.; coll. CGIR; coll. YKAM • 1 adult; Régina; Nouragues,

Camp; 4°5'N, 52°41'W; 14.X.2010; SEAG com.; coll. CGIR • 1 ♂; Saint-Laurent-du-Maroni; Saint-Jean-du-Maroni; Le Moullet leg.; Hebard det.; MNHN.

DISTRIBUTION. — Distributed from Mexico to Argentina (Steinmann 1989b).

REMARK

Already cited from French Guiana (Hebard 1920; Brindle 1968b). Common and widespread in French Guiana. It also occurs under bark trees.

Subfamily SPONGIPHORINAE Verhoeff, 1902

*Marava parva* (Burr, 1912)

*Spongovostox parvus* Burr, 1912: 336.

TYPE SPECIMEN. — Suriname, male, NHMW [type picture examined].

MATERIAL EXAMINED. — 36 specimens.

**French Guiana** • 1 ♂; Maripasoula, contreforts du Mitaraka, crique Alama; 2°14'2"N, 54°27'0"W; 16.III.2015; La Planète Revisitée – MNHN/PNI Guyane 2015 (APA-973-1) com.; MNHN • 1 ♀; Saül, Mont Itoupé; 600 m a.s.l.; 29.III.2010; SEAG com.; coll. CGIR • 1 ♀, 1 ♂; same locality; 31.III.2010; SEAG com.; coll. CGIR; coll. PKOC • 2 adults, 1 ♂; Saül, sentier Belvédère; 24.I.2011; SEAG com.; coll. CGIR; coll. DMAT • 1 ♀; same locality; 14.II.2011; SEAG; coll. CGIR • 1 ♂; same locality; 22.III.2011; SEAG com.; coll. CGIR • 2 ♀, 2 ♂; Montsinéry-Tonnégrande, Montagne des Chevaux, Montagne Yéyé, RN2 PK22; 100 m a.s.l.; 4°44'34.3"N, 52°25'53.51"W; 28.II.2010; SEAG com.; coll. CGLF • 1 ♀; same locality; 14.IV.2010; SEAG com.; coll. CGLF • 1 ♀; same locality; 16.IX.2010; SEAG com.; coll. CGLF • 4 ♀, 5 ♂, 1 adult; same locality; 19.IX.2010; SEAG com.; coll. YKAM; coll. CGIR • 1 ♀; same locality; 16.X.2010; SEAG com.; coll. CGIR • 1 ♂; same locality; 20.II.2011; SEAG com.; coll. CGLF • 1 ♀, 1 ♂; same locality; 16.VII.2011; SEAG com.; coll. CGIR • 1 ♀; same locality; 14.VIII.2011; SEAG com.; coll. YKAM • 1 ♂; same locality; 9.X.2011; SEAG com.; coll. CGIR • 1 adult; Régina, Nouragues-Camp; 4°5'N, 52°41'W; 1-30.XI.2009; SEAG com.; coll. CGIR • 2 adults; 1 ♀; same locality; 27.X.2010; SEAG com.; coll. CGIR.

DISTRIBUTION. — Surinam, Guyana, French Guiana (Brindle 1971c; Steinmann 1989b).

REMARK

A common species, easily recognized by the yellow margins of the pronotum and shoulders. An atypic specimen, with a very elongated pygidium has been collected on the Mont Itoupé. It matches perfectly well with *Marava parva* for the other criteria.

*Marava championi* (de Bormans, 1893)  
(Fig. 8C)

*Labia championi* de Bormans, 1893:7.

TYPE SPECIMEN. — Panama, male, NHM [picture and description of holotype examined].

MATERIAL EXAMINED. — 9 specimens (Fig. 8C).

**French Guiana** • 1 ♀; Maripasoula, contreforts du Mitaraka, crique Alama; 2°14'2"N, 54°27'0"W; 12.III.2015; La Planète Revisitée – MNHN/PNI Guyane 2015 (APA-973-1) com.; MNHN • 4 ♀; same locality; 25.III.2015; La Planète Revisitée – MNHN/PNI Guyane 2015 (APA-973-1) com.; coll. CGIR (2); MNHN (2) • 1 ♀; 1 ♂; Matoury (Mont Grand-Matoury); 9.VIII.2014; SEAG com.; coll. CGIR • 2 ♂; Régina, Saut Mapaou; 4°11'28"N, 52°18'54"W; 27.X.2014; SEAG com.; coll. CGIR; coll. DMAT.

DISTRIBUTION. — Surinam, Panama, French Guiana (Steinmann 1989b).

REMARK

Already cited from French Guiana by Brindle (1971c). Apparently a rare species that might be undercollected due to its minute size.

*Marava equatoria* (Burr, 1899)

*Labia equatoria* Burr, 1899: 254.

TYPE SPECIMEN. — Ecuador, male, NHM [not examined].

MATERIAL EXAMINED. — None.

DISTRIBUTION. — Surinam, Panama, French Guiana (Steinmann 1989b).

REMARK

Cited from French Guiana by Reichardt (1970) and Steinmann (1989b).

*Purex surinamensis* Brindle, 1971\*  
(Fig. 9A)

*Purex surinamensis* Brindle, 1971b: 170.

TYPE SPECIMEN. — Suriname, male, RMNH [holotype picture examined].

MATERIAL EXAMINED. — 4 specimens (Fig. 9A).

**French Guiana** • 2 ♀; 1 ♂; Saül, Mont Itoupé; 800 m a.s.l.; 3°1'19"N, 53°5'3"W; 24.III.2010; SEAG com.; coll. CGIR • 1 ♂; Saül, sentier Belvédère; 21.IV.2011; SEAG com.; coll. CGIR.

DISTRIBUTION. — Only reported from Surinam (Brindle 1971b; Steinmann 1989b) and French Guiana (new record).

REMARK

The identity of the specimens has been confirmed by comparison with photographs of the type specimen, deposited at Leiden. It has apparently rarely been collected since its description.

*Purex formosus* Hebard, 1920  
(Fig. 9C; 10A)

*Purex formosus* Hebard, 1920: 340.

TYPE SPECIMEN. — French Guiana, male, MNHN [type examined].






FIG. 9. — **A**, *Purex surinamensis* Brindle, 1971, male; **B**, *Purex frontalis* (Dohrn, 1864), male; **C**, *Purex formosus* Hebard, 1920, female. Scale bars: 1.0 mm.

MATERIAL EXAMINED. — 9 specimens (Fig. 9C, 10A).

**French Guiana** • 1 ♂; Maripasoula, contreforts du Mitaraka, crique Alama; 2°14'2"N, 54°27'0"W; 16.III.2015; La Planète Revisitée – MNHN/PNI Guyane 2015 (APA-973-1) com.; coll. CGIR • 1 ♀, 1 ♂; same locality; 21.III.2015; La Planète Revisitée – MNHN/PNI Guyane 2015 (APA-973-1) com.; MNHN • 5 ♀; same locality; 25.III.2015; La Planète Revisitée – MNHN/PNI Guyane 2015 (APA-973-1) com.; MNHN (2); coll. CGIR (3) • 1 ♂; Kourou; Gourdonville; 5°1'N, 52°39'W; 1914; R. Benoist leg.; MNHN (holotype).

DISTRIBUTION. — French Guiana (Steinmann 1989b; Hebard 1920; Brindle 1971b).

#### REMARK

Described from French Guiana. The type is stored in the MNHN collection. The specimen collected during “Our Planet Reviewed” expedition perfectly fits with the holotype. It seems that it is the first time that the female is collected.

#### *Purex pulchellus* Brindle, 1977

*Purex pulchellus* Brindle, 1977: 118.

TYPE SPECIMEN. — Venezuela, male, MIZA [not examined].

MATERIAL EXAMINED. — 1 specimen.

**French Guiana** • 1 adult; Régina; Arataye (affl. Approuagues); aval de Saut Pararé; 13.VII.1988; P. Grandcolas & L. Desutter leg.; MNHN.

DISTRIBUTION. — Venezuela (Steinmann 1989b)

#### REMARK

Type not examined. Identification of the species uncertain.

#### *Purex parvicollis* (Stal, 1860)\* (Fig. 10B; 11A)

*Forficula parvicollis* Stal, 1860: 304.

TYPE SPECIMEN. — Brazil, male, NHRM [not examined].




FIG. 10. — *Purex formosus* Hebard, 1920, male (**A**); *Purex parvicollis* (Stal, 1860), male (**B**). Scale bars: 1.0 mm.

MATERIAL EXAMINED. — 3 specimens (Fig. 10B, 11A)

**French Guiana** • 2 ♀; Saül, Mont Itoupé; 800 m a.s.l.; 3°1'19"N, 53°5'3"W; 26.XI.2014; SEAG com.; coll. CGIR; coll. DMAT • 1 ♂; Camopi; Mont Saint-Marcel; 635 m a.s.l.; 2°23'3"N, 53°0'37"W; 26.IX.2014; SEAG com.; coll. CGIR.

DISTRIBUTION. — Brazil, Panama (Steinmann 1989b), French Guiana (new record).

#### REMARK

This species looks similar to *Purex formosus*, differing only by the shape of the forceps. In particular they both have the occiput undepressed, which is quite unusual among *Purex* species. Given that important variation exist in forceps shape in some species of *Purex* (Brindle 1977), *P. formosus* and *P. parvicollis* might represent two forms of the same species. This point needs further studies.

#### *Purex frontalis* (Dohrn, 1864)\* (Fig. 9B)

*Psolidophora frontalis* Dohrn, 1864: 422.

TYPE SPECIMEN. — Venezuela, male, NHMW [not examined].

MATERIAL EXAMINED. — 6 specimens (Fig. 9B).

**French Guiana** • 1 ♀; Saül, Mont Itoupé; 800 m a.s.l.; 3°1'19"N, 53°5'3"W; 20.XI.2014; SEAG com.; coll. CGIR • 1 ♀; same locality; 22.XI.2014; SEAG com.; coll. CGIR • 1 ♂; same locality; 25.XI.2014; SEAG com.; coll. CGIR • 1 ♂; same locality; 26.XI.2014; SEAG com.; coll. DMAT • 1 ♀; same locality; 30.XI.2014; SEAG com.; coll. CGIR • 1 ♀; same locality; 1.XII.2014; SEAG com.; coll. DMAT.

DISTRIBUTION. — Costa Rica, Panama, Venezuela, Ecuador, Peru (Steinmann 1989b), French Guiana (new record)

#### REMARK

This large species had never been collected previously in French Guiana. Its distribution range is thus extended eastwards.

*Spongiphora croceipennis* Audinet-Serville, 1831  
(Fig. 12B)

*Spongiphora croceipennis* Audinet-Serville, 1831: 31.

TYPE SPECIMEN. — Brazil, male, MNHN [not examined].

SELECTED MATERIAL EXAMINED. — 69 specimens (Fig. 12B)

**French Guiana** • 1 ♀; Kourou (piste Montagne des Singes); 10-18.XI.1989; P. Bleuzen leg.; MNHN • 1 ♀; same locality; 2-3.XII.1989; B. Hermier leg.; MNHN • 1 ♀; Maripasoula, contreforts du Mitaraka, crique Alama; 2°14'2"N, 54°27'0"W; 17.III.2015; La Planète Revisitée – MNHN/PNI Guyane 2015 (APA-973-1) com.; MNHN • 2 ♀; same locality; 21.III.2015; La Planète Revisitée – MNHN/PNI Guyane 2015 (APA-973-1) com.; coll. CGIR; MNHN • 4 ♀; same locality; 25.III.2015; La Planète Revisitée – MNHN/PNI Guyane 2015 (APA-973-1) com.; MNHN (3); coll. PKOC (1) • 1 ♀; Saül; sentier Belvédère; 2.IX.2010; SEAG com.; coll. CGIR • 1 ♀; same locality; 24.I.2011; SEAG com.; coll. CGIR • 1 ♀; same locality; 14.III.2011; SEAG com.; coll. CGIR • 1 ♀; same locality; 22.III.2011; SEAG com.; coll. CGIR • 1 ♀; same locality; 21.IV.2011; SEAG com.; coll. CGIR • 1 ♀; same locality; 1.VIII.2011; SEAG com.; coll. CGIR • 1 ♀; Saül; sentier Belvédère (point de vue); 5.XI.2010; SEAG com.; coll. CGIR • 1 ♀; same locality; 30.III.2011; SEAG com.; coll. CGIR • 1 ♀; same locality; 21.IV.2011; SEAG com.; coll. CGIR • 1 ♂; same locality; 8.VI.2011; SEAG com.; coll. CGIR • 1 ♀; same locality; 1.IX.2011; SEAG com.; coll. CGIR • 1 ♂; same locality; 8.IX.2011; SEAG com.; coll. CGIR • 1 ♀; same locality; 15.IX.2011; SEAG com.; coll. CGIR • 1 ♀; same locality; 9.XI.2011; SEAG com.; coll. CGIR • 1 ♀; Saül, piste de Bélizon, PK 16; 9.IX.1991; de Toulgoet; H.; Bleuzen P.; Sénécaux L. & Navatte J. leg.; coll. CGIR • 1 ♂; Régina, RN2 PK62, Auberge des Orpailleurs; 26.XI.1994; de Toulgoet; H. & Navatte J. leg.; coll. CGIR • 1 ♀; Régina, Nouragues-Camp; 4°5'N, 52°41'W; 12.VIII.2010; SEAG com.; coll. CGIR • 1 ♀; 1 ♂; same locality; 26.VIII.2010; SEAG com.; coll. CGIR • 1 ♀; same locality; 9.XI.2010; SEAG com.; coll. CGIR • 1 ♀; Régina, Nouragues (Pararé); 27.III.2010; SEAG com.; coll. CGIR • 2 ♀, 3 ♂; same locality; 26.IV.2010; SEAG com.; coll. CGIR • 3 ♀; same locality; 4.VIII.2011; SEAG com.; coll. CGIR • 1 ♀; Rémire-Montjoly (Prison); 27.II.1993; MNHN • 1 ♀; Roura (Piste Coralie, PK 11); 11.VII.1991; L. Sénécaux leg.; MNHN • 1 ♀; same locality; PK 2; 11.VI.1991; L. Sénécaux leg.; MNHN • 1 ♀; same locality; 20.I.1993; L. Sénécaux leg.; MNHN • 1 ♂; Saint-Elie (Savane roche sur le Haut Koursibo); 4°18'58", 53°17'10"; 8.III.2013; SEAG com.; coll. CGIR • 1 ♂; Montsinéry-Tonnégrande; Montagne des Chevaux (Montagne Yéyé), RN2 PK22; 100 m a.s.l.; 4°44'34.3"N, 52°25'53.51"W; 6.XII.2009; SEAG com.; coll. CGIR • 1 ♂; same locality; 28.XII.2009; SEAG com.; coll. CGIR • 1 ♂; same locality; 9.II.2010; SEAG com.; coll. YKAM • 1 ♀, 1 larva; same locality; 21.II.2010; SEAG com.; coll. CGIR • 1 ♀; same locality; 28.II.2010; SEAG com.; coll. CGIR • 1 ♀; same locality; 23.V.2010; SEAG com.; coll. CGIR • 2 ♀, 1 ♂; same locality; 22.VIII.2010; SEAG com.; coll. CGIR • 1 ♀; same locality; 26.VIII.2010; SEAG com.; coll. CGIR • 1 ♀; same locality; 23.I.2011; SEAG com.; coll. CGIR • 1 ♀; same locality; 6.II.2011; SEAG com.; coll. CGIR • 3 ♀; same locality; 27.II.2011; SEAG com.; coll. CGIR • 1 ♀; same locality; 2.VIII.2011; SEAG com.; coll. CGIR • 1 ♂; same locality; 30.VIII.2011; SEAG com.; coll. CGIR • 1 ♂; same locality; 14.IX.2011; SEAG com.; coll. PKOC • 1 ♂; same locality; 18.IX.2011; SEAG com.; coll. CGIR • 1 ♀; same locality; 25.IX.2011; SEAG com.; coll. PKOC • 1 ♂; same locality; 23.X.2011; SEAG com.; coll. CGIR • 2 ♀; same locality; 30.X.2011; SEAG com.; coll. CGIR; coll. YKAM • 1 ♀; same locality; 3.XI.2013; SEAG com.; coll. CGIR • 1 ♂; same locality; 28.XII.2013; SEAG com.; coll. CGIR.

DISTRIBUTION. — Widespread: Central America, Colombia, Venezuela, Surinam, French Guiana (Brindle 1971c), Ecuador, Peru, Brazil, Paraguay, Uruguay and Argentina (Steinmann 1989b).

REMARK

Very common and very widely distributed in French Guiana. It has been mistaken with *S. buprestoides* (Kirby, 1891) by Thouvenot (2011).

*Spongiphora buprestoides* (Kirby, 1891)\*  
(Fig. 12A)

*Labia buprestoides* Kirby, 1891: 519.

TYPE SPECIMEN. — Brazil, male, NHM [examined].

MATERIAL EXAMINED. — 3 specimens (Fig. 12A).

**French Guiana** • 1 ♀; Maripasoula, contreforts du Mitaraka, crique Alama; 2°14'2"N, 54°27'0"W; 16.III.2015; La Planète Revisitée – MNHN/PNI Guyane 2015 (APA-973-1) com.; MNHN • 1 adult; Saül, Mont Itoupé; 600 m a.s.l.; 2.XII.2014; SEAG com.; coll. CGIR • 1 ♂; Saül, sentier Belvédère (point de vue); 1.IX.2011; SEAG com.; coll. CGIR.

DISTRIBUTION. — Previously known from Brazil, Bolivia and Peru (Steinmann 1989b).

REMARK

Cited by Thouvenot (2011) in French Guiana, by confusion with *S. croceipennis*. Probably rare in French Guiana. The specimens from French Guiana perfectly match the specimens from Bolivia stored at the MNHN (Rurrenabaque, Ixiamas, PK 83, 350 m a.s.l., 1-31.X.1993, P. Bleuzen leg., 2 females, 1 male).

*Spongovostox bilineatus* (Scudder, 1869)

*Labia bilineata* Scudder, 1869: 345.

TYPE SPECIMEN. — Ecuador, male, repository unknown [not examined].

MATERIAL EXAMINED. — None.

DISTRIBUTION. — From Panama to Brazil (Steinmann 1989b).

REMARK

Cited from French Guiana by Reichardt (1970) in Haas (2009).

*Spongovostox ghilianii* (Dohrn, 1864)

*Labia ghilianii* Dohrn, 1864: 424.

TYPE SPECIMEN. — Brazil, male, NHMW [syntype pictures examined].

MATERIAL EXAMINED. — 1 specimens.

**French Guiana** • 1 adult; Bas Maroni, Charvein; V.1919; Le Moultré; L. Chopard leg.; MNHN.



DISTRIBUTION. — Guadeloupe, Martinique, Brazil, Venezuela, French Guiana, Suriname and Dominica (Steinmann 1989b; Brindle 1971c, d, e).

## REMARK

The specimen from the MNHN closely matches the illustrations of Burr (1912) and Brindle (1971d, e) specimens from West Indies (and is also identical to our specimens from Martinique, Trinité, le Galion, 21.V.2014, PD. Lucas leg., 1 female, 1 male, coll. CGIR) but differs from the original description by Dohrn (1864). As pointed out by Hebard (1920), *Labia ghilianii* was described based on several syntypes that may belong to different species. The type locality is from Brazil, by designation from Hebard (1920).

*Spongovostox schwarzi* (Caudell, 1907)

*Labia schwarzi* Caudell, 1907: 173.

TYPE SPECIMEN. — Guatemala, male, USNM [not studied].

MATERIAL EXAMINED. — None.

DISTRIBUTION. — Guatemala, Mexico, French Guiana (Steinmann 1989b; Brindle 1971c).

## REMARK

Cited from French Guiana by Brindle (1971c).

*Spongovostox pygmaeus* (Dohrn, 1864)

*Psalidophora pygmaeus* Dohrn, 1864: 421.

TYPE SPECIMEN. — Brazil, male, NHMW [not examined].

MATERIAL EXAMINED. — 3 specimens.

**French Guiana** • 1 ♀, 1 ♂; Apatou, PK 25; 9.I.2014; SEAG com.; coll. CGIR • 1 ♀; Saül; sentier Belvédère; 20.XII.2010; SEAG com.; coll. CGIR.

DISTRIBUTION. — Guatemala, Nicaragua, Panama, Venezuela, Peru and Brazil (Steinmann 1989b).

## REMARK

The identification of the species is still uncertain. However, it matches well the description given in Brindle (1971c) and Steinmann (1989b).

*Vostox brunneipennis* (Audinet-Serville, 1838)

*Psalidophora brunneipennis* Audinet-Serville, 1838 [1839]: 30.

TYPE SPECIMEN. — United States, male, MNHN [not examined].

MATERIAL EXAMINED. — 26 specimens

**French Guiana** • 1 ♂; Arataye (affl. Approuagues); aval de Saut Pararé; 14.VII.1988; P. Grandcolas & L. Desutter leg.; MNHN • 2 ♂; Matoury (La Désirée); 20.VII.2014; SEAG com.; coll. CGIR • 2 ♀; same locality; 26.VII.2014; SEAG com.; coll. CGIR • 1 ♀; Matoury (Mont Grand-Matoury); 3.VIII.2014; SEAG com.; coll. CGIR •




FIG. 11. — **A**, *Purex parvicollis* (Stal, 1860), female; **B**, *Vostox vicinus* (Burr, 1912), male; **C**, *Circolabia arcuata* (Scudder, 1876), male. Scale bars: 1.0 mm.

1 ♂; same locality; 14.IX.2014; SEAG com.; coll. CGIR • 1 ♂; Saint-Elie (Savane roche sur le Haut Coursibo); 4°18'58" N; 53°17'10" W; 2.XI.2013; SEAG com.; coll. CGIR • 1 adult; Saül, sentier Belvédère (point de vue); 30.XII.2010; SEAG com.; coll. CGIR • 1 adult; same locality; 30.III.2011; SEAG com.; coll. CGIR • 2 adults; Montsinéry-Tonnégrande; Montagne des Chevaux (Montagne Yéyé), RN2 PK22; 100 m a.s.l.; 4°44'34.3"N, 52°25'53.51"W; 22.VIII.2010; SEAG com.; coll. CGIR • 1 adult, 1 ♀; same locality; 29.VIII.2010; SEAG com.; coll. CGIR • 2 adults; same locality; 7.XI.2010; SEAG com.; coll. CGIR • 1 adult; same locality; 29.V.2011; SEAG com.; coll. CGIR • 1 ♀; same locality; 29.VI.2013; SEAG com.; coll. CGIR • 1 ♂; same locality; 24.VIII.2013; SEAG com.; coll. CGIR • 1 ♂; same locality; 14.XII.2013; SEAG com.; coll. CGIR • 1 ♀; same locality; 4.I.2014; SEAG com.; coll. CGIR • 1 ♀; same locality; 11.I.2014; SEAG com.; coll. CGIR • 2 ♂; same locality; 19.VII.2014; SEAG com.; coll. CGIR • 1 ♀; same locality; 18.X.2014; SEAG com.; coll. CGIR • 1 ♂; same locality; 8.XI.2014; SEAG com.; coll. CGIR • 1 ♀; Régina; Regina, Saut Mapaou; 4°11'28"N, 52°18'54"W; 27.X.2014; SEAG com.; coll. CGIR.

DISTRIBUTION. — Canada, United States, Central America, Colombia, Venezuela, Trinidad, Surinam, French Guiana, Peru, Bolivia, Paraguay, Brazil and Argentina (Brindle 1971c; Steinmann 1989b).

## REMARK

Widely distributed in French Guiana. Steinmann (1989b) synonymizes *Vostox brunneipennis* and *Vostox punctipennis* (Stal, 1860), without justification, while Brindle (1971c) separates the two species on the account of the punctuation of the forewings. We here follow Steinmann, but in case the two species proved distinct, the species from South America should be named *Vostox punctipennis* (Stal, 1858).

*Vostox vicinus* (Burr, 1912)\*  
(Fig. 11B)

*Spongovostox vicinus* Burr, 1912: 336.

TYPE SPECIMEN. — Brazil, male, NHMW [holotype description examined].




FIG. 12. — **A**, *Spongiphora buprestoides* (Kirby, 1891); **B**, *Spongiphora croceipennis* Audinet-Serville, 1831. Scale bars: 1.0 mm.

MATERIAL EXAMINED. — 10 specimens (Fig. 11B).

**French Guiana** • 1 ♂; Montsinéry-Tonnégrande; Montagne des Chevaux (Montagne Yéyé), RN2 PK22; 100 m a.s.l.; 4°44'34.3"N, 52°25'53.51"W; 4.V.2013; SEAG com.; MNHN • 1 ♂; same locality; 25.V.2013; SEAG com.; coll. CGIR • 1 ♀; same locality; 21.VI.2014; SEAG com.; coll. CGIR • 2 ♀, 2 ♂; same locality; 19.VII.2014; SEAG com.; coll. CGIR • 2 adults; same locality; 2.VIII.2014; SEAG com.; coll. CGIR • 1 adult; same locality; 30.VIII.2014; SEAG com.; coll. DMAT.

DISTRIBUTION. — Brazil (Steinmann 1989b), French Guiana (new record)

REMARK

This species had never been recorded outside Brazil, but the specimens studied perfectly match with the description from Burr.

Subfamily LABIINAE Burr, 1909

*Circolabia arcuata* (Scudder, 1876)  
(Fig. 11C)

*Labia arcuata* Scudder, 1876: 257.

TYPE SPECIMEN. — Brazil, male, unknown repository [not examined].

MATERIAL EXAMINED. — 9 specimens (only a very small part of the material collected) (Fig. 11C)

**French Guiana** • 1 ♂; Maripasoula, contreforts du Mitaraka, crique Alama; 2°14'2"N, 54°27'0"W; 25.III.2015; La Planète Revisitée – MNHN/PNI Guyane 2015 (APA-973-1) com.; MNHN • 1 ♀; Maroni, environ du Saut Hermine; 1903; F. Geay leg.; MNHN • 1 ♂; Saint-Laurent du Maroni; avant 1912; Le Moullet leg.; MNHN • 1 ♂; Saül; 28.X.1969; Balachowsky & Gruner leg.; Brindle det.; MNHN • 1 ♂; Saül, Mont Itoupé; 600 m a.s.l.; 29.III.2010; SEAG com.; coll. PKOC • 1 larva; Kourou; Gourdonville; 5°1'N, 52°39'W; 1906; Le Moullet leg.; MNHN • 1 ♂; Saül, sentier Belvédère; 23.II.2011; SEAG com.; coll. YKAM • 1 ♀; same locality; 22.III.2011; SEAG com.; coll. YKAM.

DISTRIBUTION. — Central and South America (Steinmann 1989b). Already cited from French Guiana by Brindle (1968b) and Hebard (1920).

REMARK

Very common species in the Neotropics, widely distributed in French Guiana.

*Paralabella chopardi* (Hebard, 1920)

*Microvostox chopardi* Hebard, 1920: 346.

TYPE SPECIMEN. — French Guiana, male, MNHN [type examined].

MATERIAL EXAMINED. — 1 specimen (holotype).

**French Guiana** • 1 adult; Saint-Laurent-du-Maroni (Nouveau Chantier); 1919; Le Moullet rec.; L. Chopard leg., MNHN (holotype).

DISTRIBUTION. — French Guiana (Brindle 1968b, 1971c; Steinmann 1989b).

REMARK

Apparently never collected since its description.

*Paralabella dorsalis* (Burmeister, 1838)

*Forficula dorsalis* Burmeister, 1838: 754.

TYPE SPECIMEN. — Columbia, unknown repository [not examined].

MATERIAL EXAMINED. — 5 specimens (only a very small part of the material collected)

**French Guiana** • 1 adult; Régina; Arataye (affl. Approuagues); 8 km NE Saut Pararé; 21.X.1989; P. Grandcolas leg.; C. Jamet det.; MNHN • 2 adults; Saint-Laurent-du-Maroni; janvier; Le Moullet leg.; MNHN • 2 adults; Saint-Laurent-du-Maroni; Saint-Jean-du-Maroni; V.1914; R. Benoist leg.; Hebard det.; MNHN.

DISTRIBUTION. — West Indies, Mexico, Costa Rica, Panama, northern South America (Steinmann 1989b).

REMARK

Apparently common in French Guiana. Already cited by Brindle (1968b) and by Hebard (1920).

*Paralabella curvicauda* (Motschulsky, 1863)

*Forficesila curvicauda* Motschulsky, 1863: 2.

TYPE SPECIMEN. — Ceylan, unknown repository [not examined].

MATERIAL EXAMINED. — 1 specimen.

**French Guiana** • 1 adult; Arataye (affl. Approuagues); 8 km NE Saut Pararé; 13.IV.1988; L. Desutter leg.; C. Jamet det.; MNHN.

DISTRIBUTION. — Cosmopolitan (Steinmann 1989b).

REMARK

The specimen from French Guiana matches very well those from the West Indies (Guadeloupe, Capesterre, 23.XI.2013,

FREDON Guadeloupe com., 1 male, coll. CGIR; Martinique, Ajoupa-Bouillon (Eden), 8.I.2014, FREDON Martinique com., 4 females, coll. CGIR; Le François, Grand Fond, 16.XII.2011, P. D. Lucas leg., 1 male, coll. CGIR).

#### SPECIES DOUBTFUL OR CITED BY ERROR

##### *Carcinophora americana* Palisot de Beauvois, 1817

*Carcinophora americana* Palisot de Beauvois, 1817: 165.

#### REMARK

Cited from French Guiana by Haas (2009), after Audinet-Serville (1838), which in fact refers to *Pyragropsis thoracica*. *Carcinophora americana* is not recorded from French Guiana by Audinet-Serville and it has never been collected there.

##### *Forficula brolemanni* Borelli, 1907

*Forficula brolemanni* Borelli, 1907: 1.

#### REMARK

Cited from French Guiana by Haas (2009), by confusion with French Guinea (now Guinea, Africa).

##### *Kleter scampolo* Steinmann, 1990

*Kleter scampolo* Steinmann, 1990: 226.

#### REMARK

The material cited under that name in Brûlé *et al.* (2014) refers to *Neopisthocosmia geijskesii* and *Sarcinatrix quadrimaculata* (Girod pers. obs.).

##### *Euborellia annulipes* (Lucas, 1847)

*Euborellia annulipes* Lucas, 1847: 84.

#### REMARK

Cited from French Guiana by Reichardt (1968b) in Haas (2009). The location where it was collected (Haute-Carsevenne, specimen stored at MNHN) is now in Brazil (Amapa state). However, this species is cosmopolitan and could be found somewhere else in French Guiana.

#### DISCUSSION

##### DIVERSITY IN FRENCH GUIANA

Forty-nine species of Dermaptera are now recorded from French Guiana. We have thus greatly enhanced the knowledge of Dermaptera in French Guiana. The species number is similar to other South American countries such as Peru (55

species) or Nicaragua (42 species) (Haas 2018). Thirty-seven species were recorded from Surinam and 14 from French Guiana by Brindle (1968b). A few additional ones have since then been described (Brindle 1971b, 1982) and it is likely that the number of species is probably similar in these two countries, but Surinam has until now been less studied than French Guiana. In the Guiana Shield, Venezuela has a greater diversity with 85 species recorded, which is probably due to its larger size and to its altitudinal range (up to 4978 m) which enable more diversity.

Still, the number of species in French Guiana is probably underestimated, as several undetermined specimens which do not belong to any of the species mentioned in our checklist are still under studies. The number of localities studied up to know is scarce, and many species have only been found in one or two places. Thus, it is likely that additional species will be found when new places are studied.

Furthermore, the collecting methods probably induced a bias towards winged species. Many wingless species occur around the world and in the Neotropics, and some of them might be found in French Guiana; as most of the collecting methods used aerial traps or nets, it is likely that wingless species are less collected than winged ones. In addition, it was also shown in Africa that some species occur more frequently in canopy than at the ground level (Haas & Klass 2003). Many earwigs species are found in epiphytic plants, in particular bromeliads (Picado 1913; Brindle 1974). Additional research on the entomological fauna of the canopy will probably lead to new discoveries.

##### BIOGEOGRAPHICAL DATA

It is tentative to establish any tendencies, because some places have been more prospected than others, so bias might occur. However, while some species such as *Spongiphora croceipennis*, *Kleter aterrima*, *Carcinophora percheroni*, *Vostox brunneipennis*, *Circolabia arcuata* are widely distributed in French Guiana (and have been collected many times), some others have only been recorded in a few places. For instance, *Neopisthocosmia geijskesii* has only been collected on the inselbergs and high summits of French Guiana (and was described from an inselberg in Suriname). Mount Itoupé in particular, being one of French Guiana highest mountain (830 m), gives shelter to rare and interesting species (*Doru unicolor*, *Sarcinatrix quadrimaculata*, *Purex surinamensis*).

Mitaraka mounts also display a high diversity, with 12 species recorded (24.5 % of French Guiana diversity) and at least four additional species that could not be identified up to know, and are thus not mentioned in this paper. Some of the species recorded there are widely distributed (*Kleter aterrima*, *Spongiphora croceipennis*, *Carcinophora scudderi*, *Carcinophora percheroni*), but a few other (*Cosmogerax doesburgi*, *Eugerax poecilum*) have only been recorded from this place. In addition, *Purex formosus* was rediscovered in these mounts, a century after its first collecting near Kourou. Further studies will be necessary to establish if any biogeographical trends in earwigs distribution occurs in French Guiana.



#### TAXONOMICAL PROBLEMS

Many taxonomical problems remain among neotropical earwigs. For instance, the genus *Kleter* (Forficulidae) needs revision as the delimitation between *Kleter boesemani*, *Kleter americanus* and *Kleter aterrима* is unclear.

Most problems deal with Spongiphoridae. Thus, some other Geracinae have been collected in French Guiana. However, they could not be assigned to a species with enough confidence, due to rarity of specimens. The Spongiphorinae are also taxonomically very diverse and very difficult to identify, especially for species which are only known by a few specimens. Many unidentified species of *Marava*, *Spongovostox* and *Purex* are present in our collection. In addition, as pointed out above, *Spongovostox ghilianii* probably refers to more than one species, but it is unclear whether a name is available for the specimens from French Guiana.

Despite these taxonomical issues, this checklist of the earwigs of French Guiana enabled to provide some new information which update Thouvenot (2011), Brindle (1968b) and Hebard (1920). It will hopefully be completed, in the next years, by additional data on the unidentified specimens and their distribution in French Guiana. We also hope that it will be of help for other entomologists collecting in the Neotropics to identify their specimens and that it will bring attention to this somehow neglected order.

#### Acknowledgements

We want to thank all the people that helped us in doing this study on Neotropical earwigs, in particular Stephane Brûlé, Julien Touroult and Eddy Poirier from the SEAG who focused our interest on this order and sent most of the studied specimens. We also want to thank all the other collectors that sent us specimens from French Guiana. We thank Yvonne D. van Nierop, collection manager of Dermaptera at Leiden, who provided us with very good pictures of the holotype of *Purex surinamensis*, Tony Robillard and Simon Poulain, curators of the Dermaptera collection at the Muséum national d'Histoire naturelle in Paris (MNHN), who very kindly allowed us to study the collection of earwigs, David Muranyi, curator of the Dermaptera's collection at the Hungarian Natural History Museum and Marco Gaiani, who provided us with pictures of holotype stored at the Museo del Instituto de Zoología Agrícola Francisco Fernandez Yopez, Facultad de Agronomía at Universidad Central de Venezuela (MIZA). Finally, we thank Petr Kocarek and an anonymous reviewer for their comments that increased greatly the quality of the present paper.

Pictures of the specimens were taken at the "Centre de Conservation et d'études des collections du Musée des Confluences" (Lyon). We thank Harold Labrique and Cédric Audibert for their welcome and their kindness.

Part of the material studied here was collected during the "Our Planet Reviewed" Guyane-2015 expedition in the Mitaraka range, in the core area of the French Guiana Amazonian Park, organized by the MNHN and Pro-Natura international. The expedition was funded by the European

Regional Development Fund (ERDF), the Conseil régional de Guyane, the Conseil général de Guyane, the Direction de l'Environnement, de l'Aménagement et du Logement and by the Ministère de l'Éducation nationale, de l'Enseignement supérieur et de la Recherche. It was realized in collaboration with the Parc amazonien de Guyane and the Société entomologique Antilles-Guyane.

#### REFERENCES

- ANISYUTKIN L. N. 2014. — *Mesodiplatys venado* sp. nov. (Dermaptera: Diplatyidae), probable evidence of contact between Neotropical and Malagasy faunas. *Zootaxa* 3794: 593-599. <https://doi.org/10.11646/zootaxa.3794.4.11>
- AUDINET-SERVILLE J. G. 1831. — Revue méthodique des insectes de l'ordre des Orthoptères. *Annales des Sciences Naturelles* 22 (86) : 28-65. <https://biodiversitylibrary.org/page/6095939>
- AUDINET-SERVILLE J. G. 1838 [1839]. — *Histoire Naturelle des Insectes. Orthoptères*. Librairie encyclopédique de Roret, Paris, 776 p. <https://biodiversitylibrary.org/page/39159722>
- BORELLI A. 1904. — Viaggio del Dr. Alfredo Borelli nella Repubblica Argentina e nel Paraguay. Forficole. *Bollettino dei Musei di Zoologia ed Anatomia comparata della R. Università di Torino* 19 (479): 1-8. <https://biodiversitylibrary.org/page/11822455>
- BORELLI A. 1905. — Forficole raccolte nel Paraguay dal Sig. A. Bertoni de Winkelried. *Bollettino dei Musei di Zoologia ed Anatomia comparata della R. Università di Torino* 20 (516): 1-12.
- BORELLI A. 1907. — Di una nuova specie di Forficola del Sudan. *Bollettino dei Musei di Zoologia ed Anatomia comparata della R. Università di Torino* 22 (573): 1-2.
- DE BORMANS A. 1883. — Étude sur quelques Forficulaires nouveaux ou peu connus. *Annales de la Société entomologique de Belgique* 26-27: 59-90.
- DE BORMANS A. 1893. — Orthoptera. *Biologia Centrali-Americana. Insecta* 1: 1-458.
- DE BORMANS A. 1900. — Quelques Dermaptères du Musée Civique de Gènes. *Annali del Museo civico di storia naturale di Genova ser. 2* 40: 441-467.
- BRINDLE A. 1968a. — A revision of the Labiidae (Dermaptera) of the Neotropical and Nearctic regions. 1. Pericominae, Strongylopsalinae and Sparattinae. *Journal of Natural History* 2: 273-303. <https://doi.org/10.1080/00222936800770931>
- BRINDLE A. 1968b. — The Dermaptera of Surinam and other Guyanas. *Studies on the Fauna of Suriname* 10: 1-60.
- BRINDLE A. 1971a. — A revision of the genus *Doru* Burr (Dermaptera, Forficulidae). *Papeis Avulsos de Zoologia* 23: 173-196.
- BRINDLE A. 1971b. — A revision of the Labiidae (Dermaptera) of the Neotropical and Nearctic regions. 2. Geracinae and Labiinae. *Journal of Natural History* 5: 155-182. <https://doi.org/10.1080/00222937100770101>
- BRINDLE A. 1971c. — A revision of the Labiidae (Dermaptera) of the Neotropical and Nearctic regions. 3. Spongiphorinae. *Journal of Natural History* 5: 521-568. <https://doi.org/10.1080/00222937100770391>
- BRINDLE A. 1971d. — The Dermaptera of the Caribbean. *Studies on the fauna of Curaçao and Other Caribbean Islands* 131: 1-75.
- BRINDLE A. 1971e. — The Dermaptera (earwigs) of Dominica. *Smithsonian Contributions to Zoology* 63: 1-25.
- BRINDLE A. 1971f. — Two new species of Dermaptera from Brazil. *Papeis Avulsos de Zoologia* 23 (20): 165-171.
- BRINDLE A. 1974. — Dermaptera from Venezuela. Part 2. Diplatyidae and Labiidae (Geracinae). *Revista Facultad de Agronomía (Maracay)* 8: 107-125.
- BRINDLE A. 1977. — Dermaptera from Venezuela. Part 3. Pygidi-  
cranidae and Labiidae (except Geracinae). *Revista de la Facultad de Agronomía* 9 (3): 109-131.

- BRINDLE A. 1982. — Dermaptera from Venezuela, Part 4. A new subfamily, a new genus and a new species of Labiidae. *Boletín de Entomología Venezolana N.S.* 2 (4): 33-44.
- BRÛLÉ S. & TOUROULT J. 2014. — Insects of French Guiana: a baseline for diversity and taxonomic effort. *Zookeys* 434: 111-130. <https://doi.org/10.3897/zookeys.434.7582>
- BRÛLÉ S., TOUROULT J., POIRIER E. & DALENS P.-H. 2014. — *Résultats de l'étude-inventaire entomologique du site de la Montagne Pelée, Saül (Guyane), 2010-2012*. Rapport de la Société entomologique Antilles-Guyane, SEAG, PAG, 144 pp.+ annexes. Unpublished.
- BURMEISTER H. 1838. — *Handbuch der Entomologie* 2 (2) Berlin, G. Reimer: 358-759. <https://doi.org/10.5962/bhl.title.8135>
- BURR M. 1899. — XXV. Notes on the Forficularia. *Annals and Magazine of Natural History* 7 (4) : 252-260.
- BURR M. 1912. — Nachträge zu meiner Bearbeitung der Dermapteren des k.k. naturhistorischen Hofmuseums. *Annalen des K.K. Naturhistorischen Hofmuseums* 26: 331-340. <https://doi.org/10.5962/bhl.part.17632>
- CAUDELL A. N. 1907. — On some earwigs (Forficulidae) collected in Guatemala by Messrs. Schwarz and Barber. *Proceedings of the United States national Museum* 33 (1563): 169-176. <https://doi.org/10.5479/si.00963801.33-1563.169>
- DOHRN H. 1864. — Versuch einer Monographie der Dermapteren. *Stettiner Entomologische Zeitung* 25: 285-296; 417-429.
- ENGEL M. S. & HAAS F. 2007. — Family Group Names for Earwigs (Dermaptera). *American Museum Novitates* 3567: 1-20. [https://doi.org/10.1206/0003-0082\(2007\)539\[1:FNFD\]2.0.CO;2](https://doi.org/10.1206/0003-0082(2007)539[1:FNFD]2.0.CO;2)
- ERICHSON W. F. 1848. — Insecten, in SCHOMBURGK R. (ed.), 1848. *Reisen in Britisch-Guiana in den Jahren 1840-1844*. Volume 3. J.J. Weber, Leipzig, 1260 p. <https://doi.org/10.5962/bhl.title.109982>
- GUÉRIN-MENEVILLE F. E. & PERCHERON A. 1838. — *Genera des insectes, ou exposition détaillée de tous les caractères propres à chacun des genres de cette classe d'animaux. Ire série, Ordres et familles* 6: 1-11. <https://www.biodiversitylibrary.org/item/78813#page/71/mode/1up>
- HAAS F. & KLASS K. D. 2003. — The Dermaptera of Tanzania: checklist, faunal aspects and fogging canopies (Insecta: Dermaptera). *Entomologische Abhandlungen* 60: 45-67.
- HAAS F. 2009. — Earwigs Research Centre. Available from: <http://www.earwigs-online.de> (accessed on 02.11.2013, databases no longer available)
- HAAS F. 2018. — Biodiversity of Dermaptera. *Insect Biodiversity: Science and Society*: 315-334.
- HEBARD M. 1917a. — Dermapterological Notes. *Proceedings of the Academy of Natural Science of Philadelphia* 69 (2): 231-250.
- HEBARD M. 1917b. — A contribution to the knowledge of the Dermaptera of Panama. *Transactions of the American Entomological Society* 43:301-334.
- HEBARD M. 1920. — American Dermaptera of the Museum National d'Histoire Naturelle, Paris, France. *Proceedings of the Academy of Natural Science of Philadelphia* 72 (3): 337-353.
- HOPKINS H., MAEHR M. D., HAAS F. & DEEM L. S. 2017. — Dermaptera Species file, version 5.0/5.0. [11/18/2017] <http://Dermaptera.SpeciesFile.org>
- KAMIMURA Y. & FERREIRA R. L. 2017. — Earwigs from Brazilian caves, with notes on the taxonomic and nomenclatural problems of the Dermaptera (Insecta). *Zookeys* 713: 25-52. <https://doi.org/10.3897/zookeys.713.15118>
- KIRBY W. F. 1891. — A revision of the Forficulidae, with description of new species in the British museum. *The Journal of the Linnean Society of London* 23: 502-531. <https://doi.org/10.1111/j.1096-3642.1891.tb00388.x>
- KIRBY W. F. 1896. — Descriptions of new species of Forficulidae in the collection of the British Museum (Nat. Hist), S. Kensington. *The Journal of the Linnean Society of London* 25: 520-529. <https://doi.org/10.1111/j.1096-3642.1896.tb00399.x>
- LUCAS H. F. 1847. — Description d'une nouvelle espèce. *Annales de la Société entomologique de France* 25: 84.
- MJÖBERG E. 1904. — Eine Neue Forficulide Beschrieben. *Entomologisk Tidskrift* 25: 131-132.
- MOTSCHULSKY V. D. 1863. — Essai d'un catalogue de l'île de Ceylan. *Bulletin de la société impériale des Naturalistes de Moscou* 36 : 421-532.
- PALISOT DE BEAUVOIS A. M. F. J. 1817. — *Insectes recueillis en Afrique et en Amérique dans les royaumes d'Oware, à Saint-Dominique et dans les États-Unis pendant les années 1781-1791*. Paris, 267 p.
- PALLAS P. S. 1773. — *Reise durch verschiedene Provinzen des russischen Reichs*. Saint Petersburg, 755 p.
- PICADO C. 1913. — Les broméliacées épiphytes considérées comme milieu biologique. *Bulletin des Sciences de la France et de la Belgique* 47: 215-360.
- POPHAM E. J. 2000. — The geographical distribution of Dermaptera with reference to continental drift. *Journal of Natural History* 34: 2007-2027. <https://doi.org/10.1080/00222930050144837>
- REHN J. A. G. 1901. — Remarks on some Mexican Dermaptera, with descriptions of new species. *Transactions of the American Entomological Society* 27: 218-229.
- REHN J. A. G. 1916. — The Stanford expedition to Brazil, 1911. Dermaptera and Orthoptera I. *Transactions of the American Entomological Society* 42: 215-308.
- REHN J. A. G. & HEBARD M. 1917. — Studies in West Indian earwigs (Dermaptera). *Bulletin of the American Museum of Natural History* 37: 635-651.
- REICHARDT H. 1968a. — Catalogue of new world Dermaptera (Insecta). Part I Introduction and Pygidicranoidea. *Papéis Avulsos de Zoologia* 21: 183-193.
- REICHARDT H. 1968b. — Catalogue of new world Dermaptera (Insecta). Part II. Labioidea, Carcinophoridae. *Papéis Avulsos de Zoologia* 22: 35-46.
- REICHARDT H. 1970. — Catalogue of new world Dermaptera (Insecta). Part III Labioidea, Labiidae. *Papéis Avulsos de Zoologia* 23: 83-109.
- REICHARDT H. 1971. — Catalogue of new world Dermaptera (Insecta). Part IV Forficuloidea. *Papéis Avulsos de Zoologia* 24: 161-184.
- SCUDDER S.H. 1869. — Notes on Orthoptera collected by Professor James Orton on either side of the Andes of Equatorial South America. *Proceedings of the Boston society of Natural History* 12: 330-355.
- SCUDDER S. H. 1876. — A century of Orthoptera. Decade V – Forficulariae (exotic). *Proceedings of the Boston society of Natural History* 18: 251-257.
- SRIVASTAVA G. K. 1999. — On the higher classification of Anisolabididae (Insecta: Dermaptera), with a checklist of genera and species. *Records of the zoological survey of India* 97 (1): 73-100.
- STAL C. 1855. — Entomologiska notiser. Orthoptera. *Öfversigt af Kongl. Vetenskaps-akademiens förhandlingar* 12: 343-355.
- STAL C. 1860. — Orthoptera. In *Kongliga Svenska Fregatten Eugénies resa omkring Jorden åren 1851-1853 under befäl af C.A. Virgin.*, Stockholm 617 p.
- STEINMANN H. 1986. — Dermaptera. Catadermaptera I. *Das Tierreich* 102: 1-343
- STEINMANN H. 1989a. — Dermaptera. Catadermaptera II. *Das Tierreich* 105: 1-504
- STEINMANN H. 1989b. — Dermaptera. Eudermaptera I. *Das Tierreich* 106: 1-558.
- STEINMANN H. 1993. — Dermaptera. Eudermaptera II. *Das Tierreich* 108: 1-711.
- STEINMANN H. 1984. — A revision of the genus *Spongiphora* Serville, 1831 (Dermaptera, Labiidae). *Annales historico-naturales Musei Nationalis Hungarici* 76: 101-107.
- THOUVENOT M. 2011. — Clé de détermination de quelques espèces de Dermaptères de Guyane. *L'Entomologiste* 67: 245-248.
- TOUROULT J., POLLET M. & PASCAL O. 2018. — Overview of Mitaraka survey: research frame, study site and field protocols, in TOUROULT J., "Our Planet Reviewed" 2015 large-scale biotic

survey in Mitaraka, French Guiana. *Zoosystema* 40 (13): 327-365.  
<https://doi.org/10.5252/zoosystema2018v40a13>

ZACHER F. 1911. — Studien über das System der Protodermapteren.  
*Zoologische Jahrbücher* 30: 303-400.

*Submitted on 10 January 2018;  
accepted on 15 October 2019;  
published on 18 February 2020.*