

# cryptogamie

## *Bryologie*

2020 • 41 • 15

### An evaluation of the endemic bryophyte flora of Guadeloupe

S. Robbert GRADSTEIN & Elisabeth LAVOCAT BERNARD



DIRECTEUR DE LA PUBLICATION / *PUBLICATION DIRECTOR*: Bruno David,  
Président du Muséum national d'Histoire naturelle

RÉDACTEUR EN CHEF / *EDITOR-IN-CHIEF*: Denis LAMY

ASSISTANTE DE RÉDACTION / *ASSISTANT EDITOR*: Marianne SALAÛN ([bryo@cryptogamie.com](mailto:bryo@cryptogamie.com))

MISE EN PAGE / *PAGE LAYOUT*: Marianne SALAÛN

RÉDACTEURS ASSOCIÉS / *ASSOCIATE EDITORS*

**Biologie moléculaire et phylogénie / *Molecular biology and phylogeny***

**Bernard GOFFINET**

Department of Ecology and Evolutionary Biology, University of Connecticut (United States)

**Mousses d'Europe / *European mosses***

**Isabel DRAPER**

Centro de Investigación en Biodiversidad y Cambio Global (CIBC-UAM), Universidad Autónoma de Madrid (Spain)

**Francisco LARA GARCÍA**

Centro de Investigación en Biodiversidad y Cambio Global (CIBC-UAM), Universidad Autónoma de Madrid (Spain)

**Mousses d'Afrique et d'Antarctique / *African and Antarctic mosses***

**Rysiek OCHYRA**

Laboratory of Bryology, Institute of Botany, Polish Academy of Sciences, Krakow (Pologne)

**Bryophytes d'Asie / *Asian bryophytes***

**Rui-Liang ZHU**

School of Life Science, East China Normal University, Shanghai (China)

**Bioindication / *Biomonitoring***

**Franck-Olivier DENAYER**

Faculté des Sciences Pharmaceutiques et Biologiques de Lille, Laboratoire de Botanique et de Cryptogamie, Lille (France)

**Écologie des bryophytes / *Ecology of bryophyte***

**Nagore GARCÍA MEDINA**

Department of Biology (Botany), and Centro de Investigación en Biodiversidad y Cambio Global (CIBC-UAM), Universidad Autónoma de Madrid (Spain)

COUVERTURE / *COVER*:

Extraits d'éléments de la Figure 3 / Extracts of the Figure 3

*Cryptogamie, Bryologie* est indexé dans / *Cryptogamie, Bryologie is indexed in*:

- Biological Abstracts
- Current Contents
- Science Citation Index
- Publications bibliographiques du CNRS (Pascal).

*Cryptogamie, Bryologie* est distribué en version électronique par / *Cryptogamie, Bryologie is distributed electronically by*:

- BioOne® (<http://www.bioone.org>)

**Cryptogamie, Bryologie** est une revue en flux continu publiée par les Publications scientifiques du Muséum, Paris  
*Cryptogamie, Bryologie is a fast track journal published by the Museum Science Press, Paris*

Les Publications scientifiques du Muséum publient aussi / *The Museum Science Press also publish: Adansonia, Geodiversitas, Zoosystema, Anthropolozologica, European Journal of Taxonomy, Naturae, Comptes Rendus Palevol, Cryptogamie sous-sections Algologie, Mycologie.*

Diffusion – Publications scientifiques Muséum national d'Histoire naturelle

CP 41 – 57 rue Cuvier F-75231 Paris cedex 05 (France)

Tél. : 33 (0)1 40 79 48 05 / Fax : 33 (0)1 40 79 38 40

[diff.pub@mnhn.fr](mailto:diff.pub@mnhn.fr) / <http://sciencepress.mnhn.fr>

© Publications scientifiques du Muséum national d'Histoire naturelle, Paris, 2020

ISSN (imprimé / *print*) : 1290-0796 / ISSN (électronique / *electronic*) : 1776-0992

# An evaluation of the endemic bryophyte flora of Guadeloupe

**S. Robbert GRADSTEIN**

Muséum National d'Histoire Naturelle – Sorbonne Universités, Institut de Systématique, Évolution, Biodiversité (UMR 7205), BP 39, 57 rue Cuvier, 75005 Paris (France)  
[robbert.gradstein@mnhn.fr](mailto:robbert.gradstein@mnhn.fr) (corresponding author)

**Elisabeth LAVOCAT BERNARD**

5, lotissement Moreau, 97128 Goyave, Guadeloupe, F.W.I.  
Corresponding member of the Muséum National d'Histoire Naturelle, Institut de Systématique, Évolution, Biodiversité, 75005 Paris (France)  
[lisalavocat@hotmail.com](mailto:lisalavocat@hotmail.com)

Submitted on 8 May 2020 | Accepted on 11 September 2020 | Published on 14 October 2020

Gradstein S. R. & Lavocat Bernard E. 2020. — An evaluation of the endemic bryophyte flora of Guadeloupe. *Cryptogamie, Bryologie* 41 (15): 205-214. <https://doi.org/10.5252/cryptogamie-bryologie2020v41a15>. <http://cryptogamie.com/bryologie/41/15>

## ABSTRACT

The Guadeloupe archipelago has a rich bryophyte flora with 633 species, including 19 species considered endemic to Guadeloupe. Most of the endemic species are only known from type material and are of doubtful taxonomic status. An examination of the types and literature leads to the recognition of three confirmed endemic species in the Guadeloupe archipelago: *Frullania trigona* L.Clark, Jovet-Ast & Frye, *Riccardia innovans* (Steph.) Pagán and *Trichosteleum glaucinum* (Besch.) A.Jaeger. All three are very rare and only known from the type. Field searches to locate further populations were unsuccessful. The remaining “endemic” species are not restricted to Guadeloupe and most of them are synonyms of widely distributed taxa. Nine new synonyms and four new lectotypifications are proposed. The study shows that bryophyte endemism in the Guadeloupe archipelago is 0.5%. The results confirm the notion that endemism in bryophytes is low.

## KEY WORDS

Confirmed endemics,  
geographical distribution,  
rejected endemics,  
*Frullania trigona*,  
*Riccardia innovans*,  
*Trichosteleum glaucinum*,  
lectotypifications,  
Guadeloupe.

## RÉSUMÉ

*Évaluation de la bryoflore endémique de la Guadeloupe.*

L'archipel de la Guadeloupe possède une bryoflore riche avec 633 espèces, dont 19 espèces considérées comme endémiques de la Guadeloupe. La plupart des espèces endémiques ne sont connues que par leur échantillon type et sont de statut taxonomique douteux. Un examen des types et de la littérature a permis de reconnaître trois espèces endémiques dans l'archipel de la Guadeloupe: *Frullania trigona* L.Clark, Jovet-Ast & Frye, *Riccardia innovans* (Steph.) Pagán et *Trichosteleum glaucinum* (Besch.) A.Jaeger. Ces trois espèces sont très rares et ne sont connues que de leur type. Les recherches sur le terrain pour localiser d'autres populations n'ont pas abouti. Les autres espèces signalées comme endémiques s'avèrent non limitées à la Guadeloupe; la plupart d'entre elles sont des synonymes de taxons largement répandus. Neuf nouveaux synonymes et quatre nouvelles lectotypifications sont proposés. L'étude montre que l'endémisme des bryophytes dans l'archipel Guadeloupéen est de 0,5 %. Les résultats confirment le faible taux d'endémisme chez les bryophytes.

## MOTS CLÉS

Endémiques confirmées, distribution géographique, endémiques rejetées, *Frullania trigona*, *Riccardia innovans*, *Trichosteleum glaucinum*, lectotypifications, Guadeloupe.

## INTRODUCTION

The Guadeloupe archipelago has a rich bryophyte flora with 633 recorded species (Lavocat Bernard & Schäfer-Verwimp 2011; Lavocat Bernard & Reeb 2016). The majority of the species occurs on the main island, Guadeloupe, which is ecologically highly diverse and reaches to 1467 m on the active volcano La Soufrière, constituting the highest elevation in the Lesser Antilles. Many species have been described from the Guadeloupe archipelago and Lavocat Bernard & Schäfer-Verwimp (2011) listed 19 bryophyte species as being endemic to the archipelago, including *Cheilolejeunea falcata* Steph., *Cheilolejeunea ovistipula* Steph., *Drepanolejeunea valiae* Jovet-Ast, *Frullania guadalupensis* Steph., *Frullania minima* Steph., *Frullania trigona* L.Clark, Jovet-Ast & Frye, *Frullania urbanii* Steph., *Harpalejeunea herzogii* Jovet-Ast, *Plagiochila desciscens* Steph., *Plagiochila germani* Steph., *Plagiochila herminieri* Steph., *Plagiochila saxicola* Steph., *Radula subsimplex* Steph., *Rectolejeunea dussii* Steph. (synonym of *Cheilolejeunea dussii* Steph. nom. inval.), *Riccardia innovans* (Steph.) Pagán, *Taxilejeunea irregularis* Steph., *Taxilejeunea linguaefolia* Steph., *Megaceros solidus* Steph. and *Trichosteleum glaucinum* (Besch.) A.Jaeger. Most of them, however, are only known from the type and, as noted by Lavocat Bernard & Schäfer-Verwimp (2011), their taxonomic status is usually doubtful and in need of verification.

The purpose of this paper is to verify the taxonomic status of the endemic bryophytes of Guadeloupe archipelago based on the study of types, literature and fieldwork.

## RESULTS AND DISCUSSION

The species recorded as endemic to the Guadeloupe archipelago are treated in alphabetical order, in two sections: confirmed endemics and rejected endemics. Confirmed endemics include species that are only known from Guadeloupe and are accepted here as good taxa. Rejected endemics, on the other hand, have wider ranges and are not restricted to Guadeloupe. Almost all of them are synonyms of widely distributed species. Type

citations and full bibliographic references are provided for all species except for those treated as synonyms in recent taxonomic revisions. The Guadeloupe archipelago is for brevity referred to as "Guadeloupe".

### CONFIRMED ENDEMICS

Family FRULLANIACEAE Lorch  
Genus *Frullania* Raddi

*Frullania trigona* L.Clark, Jovet-Ast & Frye  
(Figs 1, 4)

*The Bryologist* 50: 52 (1947). — Type: Guadeloupe, Traces Hugues, "sur branchettes", P. & V. Allorge s.n. (iso-, PC[PC0102212, PC0102211 (slide)]!).

#### Remarks

*Frullania trigona* is a member of subg. *Frullania* sect. *Microphyllae* (R.M.Schust.) Gradst., Lima & Ilk.-Borg., a small group of about ten species including three in the Neotropics (Lima *et al.* 2020). Characteristic of this section are the small, dioicous plants, less than 1 mm wide, with caducous leaf lobes, ocelli in leaf lobes (and sometimes in underleaves), and small, distant underleaves. Within this group, *F. trigona* stands out by scattered ocelli in leaves but not in underleaves, margins of leaves and underleaves distantly crenulate by projecting trigones, underleaves scarcely wider than the stem, and female bracts and bracteoles with entire margins. The species is only known from the type.

Family ANEURACEAE H. Klinggr.  
Genus *Riccardia* Gray

*Riccardia innovans* (Steph.) Pagán  
(Figs 2-4)

*The Bryologist* 45: 80 (1942). — Basionym: *Aneura innovans* Steph., in Urban, *Symbolae Antillarum* 2: 470 (1901). — Type: Guadeloupe, Savane-à-Mulets, « Sur les arbrisseaux », 1901, *Duss*



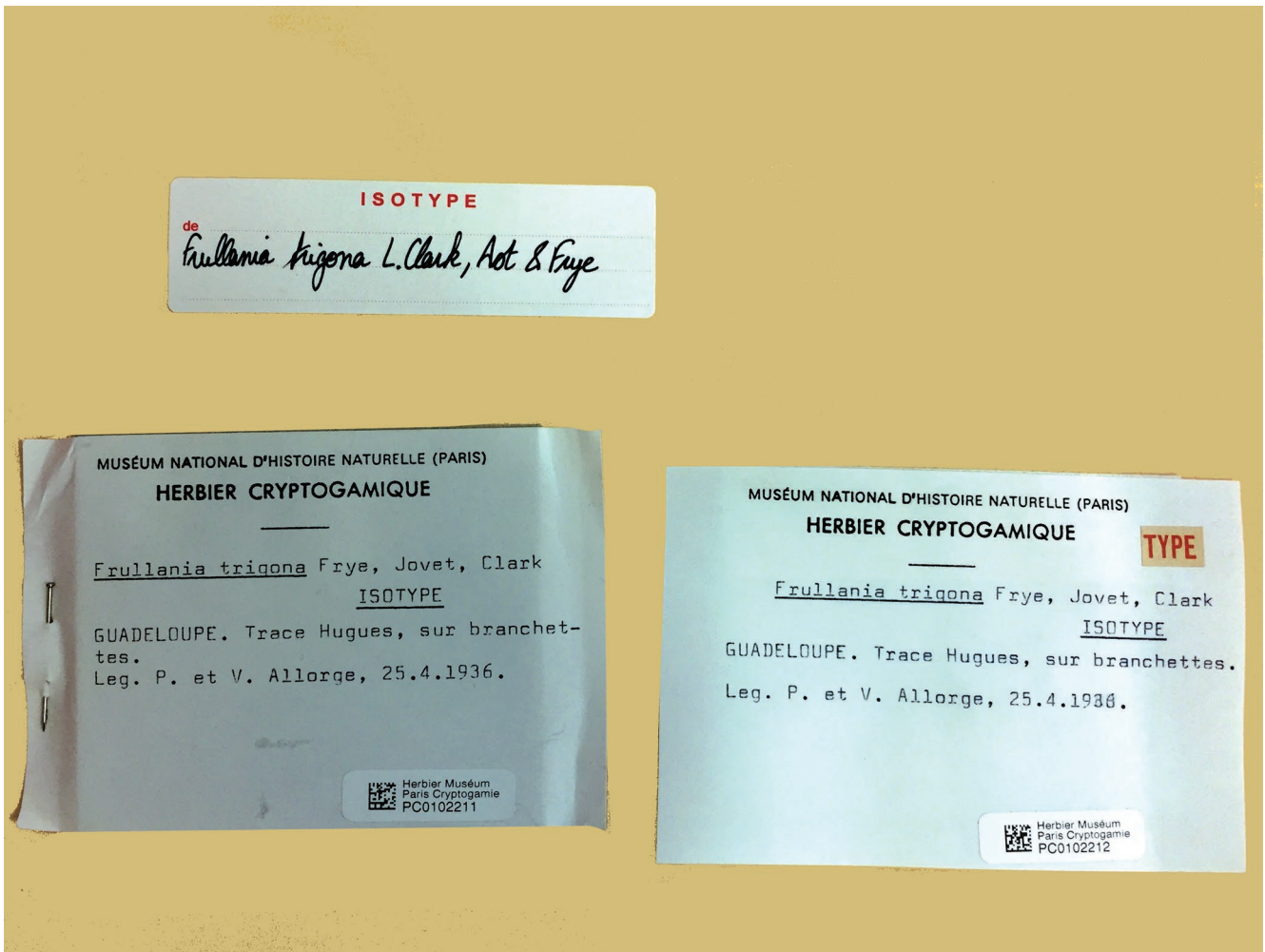


FIG. 1. — Isotypes of *Frullania trigona* L.Clark, Jovet-Ast & Frye (PC).

484, ex hb. Urban (lecto-, designated here, G[G00066662!], c. gyn.; isolecto-, NY n.v., fide Pagán 1942).

#### Description

The outstanding characters of *R. innovans* are the very delicate, 2-pinnate plants with a very narrow (150-250 µm in diameter), biconvex, almost wingless axis and numerous long and narrow, linear to subulate branches. The branches are only little narrower than the axis, plano-convex, obliquely to widely spreading, usually tapering to narrow tips, and narrowly winged by 1-2 cell wide wings. The presence of small scales on the calyptra, made up of large cells, may be a further characteristic of the species. The plants are dioicous; gemmae have not been observed.

#### Remarks

*Riccardia innovans* approaches *R. regnellii* (Ångstr.) K.G.Hell, but the latter is a larger plant with a flat axis (not biconvex) and with broader, frequently tongue-shaped branches. In the type material, some *R. regnellii* plants are growing mixed in the dense mat of *R. innovans* and are immediately recognized by their much larger size. *Riccardia innovans* is thus far only

known from the type. A field search by the second author in the type locality and elsewhere has not revealed further populations of the species. The taxonomic relationships of the species will be dealt with in a comprehensive study on the genus *Riccardia* in Guadeloupe (Lavocat Bernard & Reeb in prep.).

Family SEMATOPHYLLACEAE Broth.  
Genus *Trichosteleum* Mitt.

*Trichosteleum glaucinum* (Besch.) A.Jaeger  
(Fig. 5)

*Berichte über die Thätigkeit der St. Gallischen Naturwissenschaftlichen Gesellschaft* 1876-1877: 416 (1878). — Basionym: *Rhaphidostegium glaucinum* Besch., *Annales des Sciences naturelles, Botanique*, sér. 4, 3: 253 (1876). — Type: Guadeloupe, without locality, *l'Herminier s.n.*, "in herb. Schimp., no 28" (lecto-, designated here, PC[PC0121060!]; isolecto-, PC[PC0733118!], NY n.v.).

#### Remarks

According to Buck (1998) *T. glaucinum* is characterized by oblong-triangular, shortly acuminate leaves with plane to

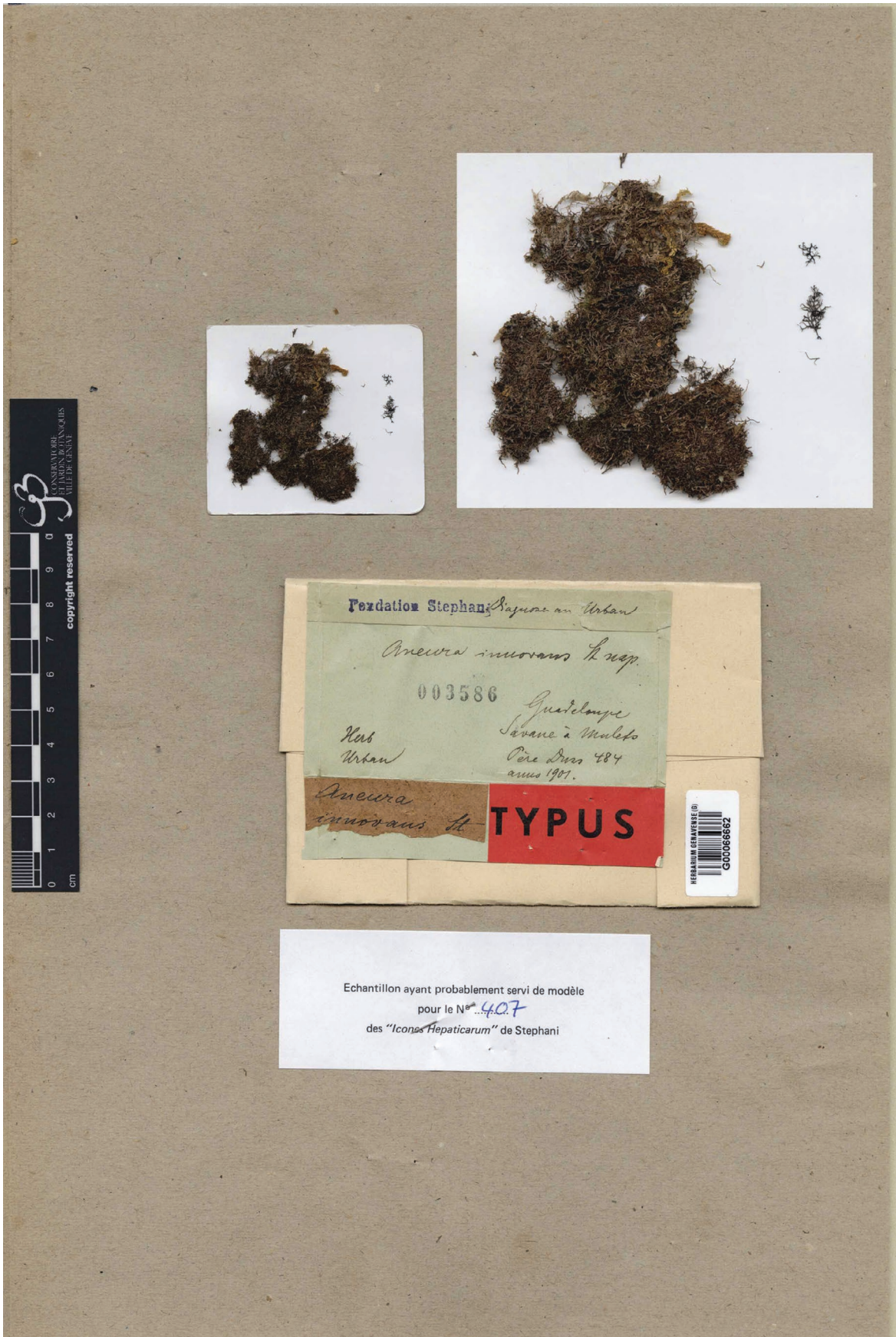


FIG. 2. — Lectotype of *Riccardia innovans* (Steph.) Pagán (G).



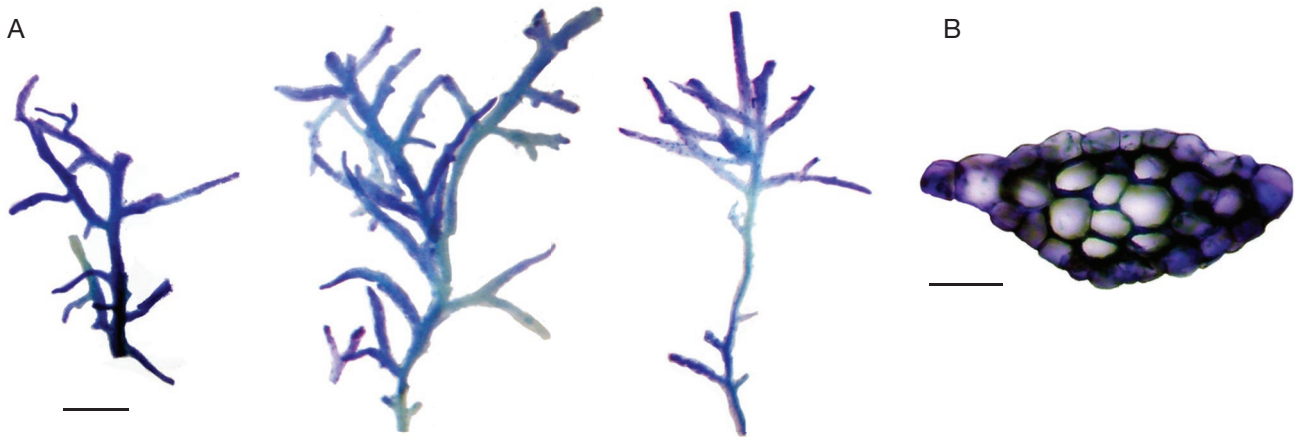


FIG. 3. — *Riccardia innovans* (Steph.) Pagán. **A**, habit; **B**, main axis in cross section (from the lectotype). Scale bars: A, 1 mm; B, 50 µm. Photographs by C. Reeb.

slightly twisted apices, obscurely serrulate margins, cells with a conspicuous papilla in the upper  $\frac{1}{3}$ , and leaf bases rather abruptly constricted to a narrow insertion. Buck considered *T. glaucinum* probably most closely related to *T. vincentinum* (Mitt.) A. Jaeger, a species widely distributed in the West Indies, but the leaves in the latter species are narrower and more longly acuminate, with subulate and more conspicuously twisted apices. Moreover, the leaves are presumably more gradually narrowed to the base.

We have examined the two isotype specimens of *Trichosteleum glaucinum* in Bescherelle's "Antillean Bryophytes" herbarium in PC. Both have leaves with shortly acuminate tips and fit the prologue very well. The specimen PC0121060 in this herbarium is chosen as the lectotype as it refers to the Schimper herbarium. A portion of the type kept in the general bryophyte herbarium of Paris (PC0099421!), however, has longly acuminate leaves with twisted, piliferous tips and does not belong to *T. glaucinum*; instead it represents typical *T. vincentinum*. This suggests that the original collection of *T. glaucinum* may have been a mixture of *T. glaucinum* and *T. vincentinum*. A close examination of leaves of the two species showed that the piliferous, twisted tips measured about  $\frac{1}{4}$ – $\frac{1}{3}$  of total leaf length in *T. vincentinum* and  $\frac{1}{10}$ – $\frac{1}{5}$  ( $-\frac{1}{4}$ ) in *T. glaucinum*. Moreover, the upper part of the leaf (beyond the widest portion of the lamina) was about twice longer than the lower part in *T. vincentinum* and only about 1.5× longer in *T. glaucinum*. We could not confirm the difference in leaf base constriction mentioned by Buck. In both species the leaves seemed to be gradually narrowed to the base. Since the two species essentially differ only in the length of the piliferous tips, *T. glaucinum* should probably be treated as a variety of *T. vincentinum*.

According to Buck (1998) *Trichosteleum glaucinum* is only known from the type from Guadeloupe. Recently, however, the species has been reported from three different states of Brazil: Bahia (Evangelista *et al.* 2018), Maranhão (Silva 2018) and Mato Grosso ([www.splink.croia.org.br](http://www.splink.croia.org.br)).

However, all three Brazilian records appear to be erroneous. According to Dr Denilson Peralta (pers. com.) the material from Maranhão belongs to *T. subdemissum* (Besch.) A. Jaeger, and that from Mato Grosso to an undescribed species (det. A. Leal & P. Camara). Furthermore, based on images sent by Dr Cid J. P. Bastos we found that the material from Bahia belongs to *T. intricatum* (Thér.) J. Florsch. It thus appears that *T. glaucinum* does not occur in Brazil and is endemic to Guadeloupe.

#### REJECTED ENDEMICS

##### *Cheilolejeunea rigidula* (Mont.) R.M.Schust.

*Castanea* 36 (2): 102 (1971).

*Cheilolejeunea falcata* Steph., *Species Hepaticarum* 5: 655 (1914).

*Cheilolejeunea ovistipula* Steph., *Hedwigia* 34: 244 (1895). Bastos (2017: 42, fig. 12). — Type: Guadeloupe, *l'Herminier 124* (holo-, G[G00112875!]), *syn. nov.*

DISTRIBUTION. — A species widespread in tropical America and Africa.

#### Remarks

*Cheilolejeunea ovistipula* is a phenotype of *C. rigidula* with rather large trigones and a relatively long lobule tooth. The record of *C. ovistipula* from Capesterre-Belle-Eau, Guadeloupe (Bastos 2017: "on isolated tree at the margin of banana plantation, 400 m, 3 April 2002, Schäfer-Verwimp & Verwimp 22500/C") presumably belongs to *C. rigidula* as well.

##### *Drepanolejeunea valiae* Jovet-Ast

*Revue Bryologique et Lichénologique* 18: 38 (1949). — Type: Guadeloupe, Ananas, «avec *Bazzania* sur branchette», *Allorge s.n.* (holo-, PC[PC0102340!]).

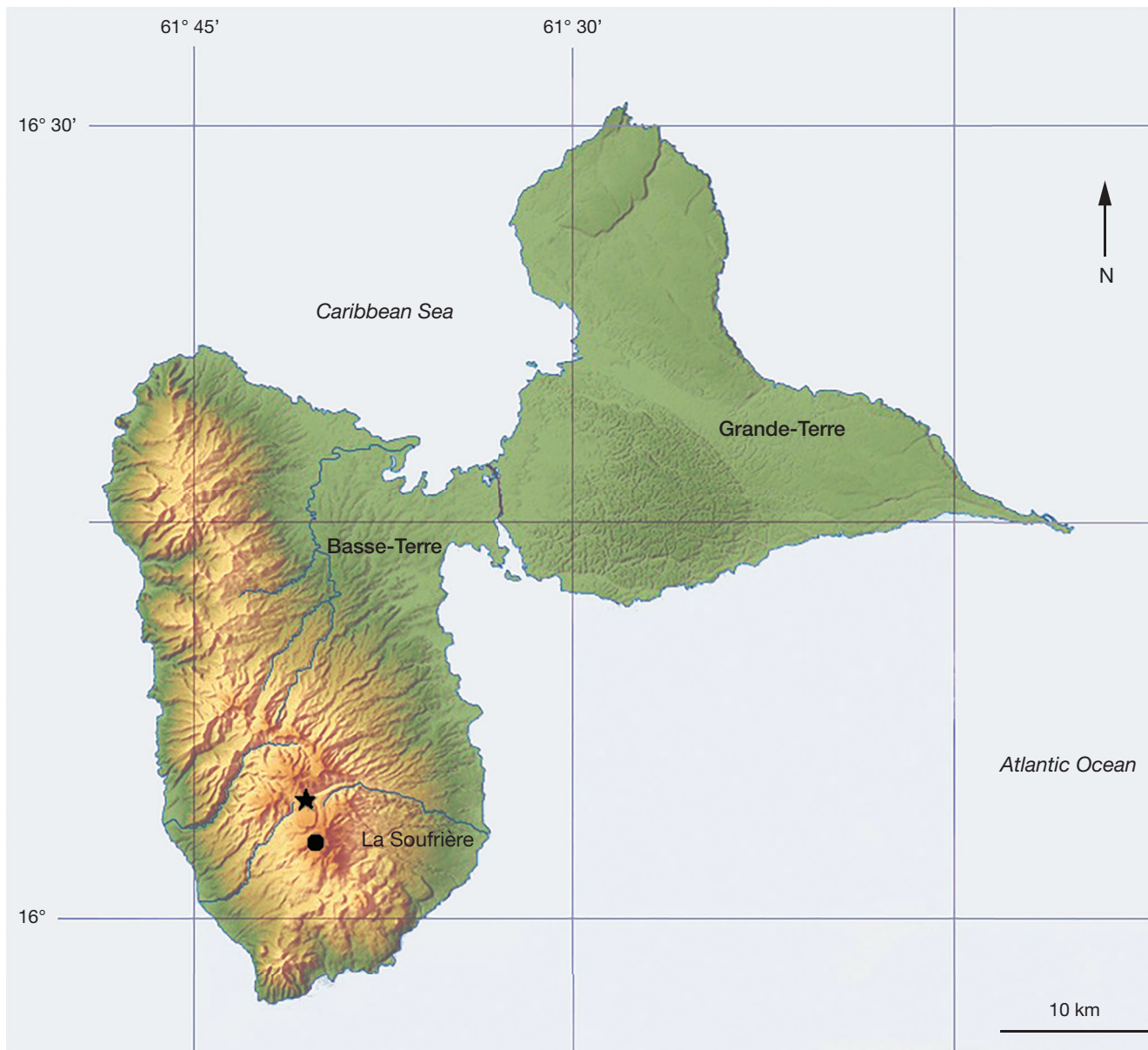


FIG. 4. — Distribution of *Frullania trigona* L.Clark, Jovet-Ast & Frye (★) and *Riccardia innovans* (Steph.) Pagán (●) in Guadeloupe.

*Remarks*

*Drepanolejeunea valiae* has been reported from Dominica (Schuster 1992, 1996) and Jamaica (Schäfer-Verwimp & van Melick 2016), hence is not endemic to Guadeloupe. According to Bischler (1964) and Schuster (1996) it is a good species. The holotype material was erroneously cited as “isotype” by Bischler (1964).

*Frullania brasiliensis* Raddi

*Crittogame Brasiliane* 12 (1822).

*Frullania guadelupensis* Steph. (“Gottsche ex Steph.”), *Species Hepaticarum* 4: 496 (1911). — Type: Guadeloupe, l’*Herminier s.n.*

(lecto-, G[G00120036!], c. gyn. juv.; isolecto-, G[G00262943!], PC[PC0102248!]), *syn. nov.*

*Remarks*

*Frullania guadelupensis* has been reported from Brazil (Stotler 1969) and Colombia (Van Reenen *et al.* 1984; Vasco *et al.* 2002), hence is not endemic to Guadeloupe. Although mature perianths are lacking in the type material, the large plant size, the recurved, apiculate leaf tips, the narrowly recurved under-leaf margins and the subtire female involucre indicate that the plants belong to the common *F. brasiliensis*. The latter species is widespread in the Neotropics (e.g., Stotler 1969; Gradstein & Costa 2003).





FIG. 5. — Lectotype of *Trichosteleum glaucinum* (Besch.) A. Jaeger (PC-hb. Bescherelle "Antillean Bryophytes").

*Frullania kunzei* (Lehm. & Lindenb.) Mont.

*Histoire physique, politique et naturelle de l'Île de Cuba, Botanique, Plantes cellulaires* 537 (1842). (fide Stotler 1969, as *F. neesii*; Gradstein & Costa 2003)

*Frullania minima* Steph. *Species Hepaticarum* 4: 532 (1911).

*Frullania urbanii* Steph., *Species Hepaticarum* 4: 527 (1911).

**Remarks**

A widespread neotropical species.

*Harpalejeunea stricta* Lindenb. & Gottsche) Steph.

*Species Hepaticarum* 5: 259 (1913).— Type: Mexico, Veracruz, Mirador, *Liebmann s.n.*, c. gyn. (isosyn-, G[G00115038, G0011539]!).

*Harpalejeunea herzogii* Jovet-Ast, *Feddes Repertorium Species Novae Regni Veg.* 58: 19 (1955). — Type: Guadeloupe, “Carbet, sur rocher humide,” 15.II.1936, *P. & V. Allorge s.n.*, c. gyn. (holo-, PC[PC0103158!]), **syn. nov.**

**Remarks**

*Harpalejeunea stricta* is a widespread neotropical species. *Harpalejeunea herzogii* is a phenotype with ciliate perianths; typical *H. stricta* has shortly toothed keels. In other respects, the two species are identical. Perhaps *H. herzogii* may be retained as a variety of *H. stricta*. In Brazil plants with ciliate perianths has been described as *H. schiffneri* S.W.Arnell (see Gradstein & Costa 2003), which may be a further synonym of *H. stricta*.

*Nothoceros vincentianus* (Lehm. et Lindenb.)  
J.C.Villarreal

*The Bryologist* 113 (1): 111 (2010). (fide Villarreal & Renner 2014).

*Megaceros solidus* Steph., *Species Hepaticarum* 5: 950 (1916).

**Remarks**

A widespread neotropical species.

*Plagiochila bifaria* (Sw.) Lindenb

*Species Hepathicarum* fasc. 5: 127 (1843).

*Plagiochila desciscens* Steph., *Bulletin de l'Herbier Boissier*, sér. 2, 2: 867 (1902); Stephani, *Icones Ineditae* 11701. — Basionym: *Plagiochila guadalupensis* Gottsche ex Steph. “var.”, non typus (synonym of *P. stricta* Lindenb.). — Type: Guadeloupe, *l'Herminier s.n.* (lecto-, designated here, G[G001128749!]; isolecto-, G[G00065517, G00048148!]), **syn. nov.**

**Remarks**

*Plagiochila bifaria* is common and variable species that is distributed throughout the Neotropics and, in addition, occurs in coastal areas of western Europe (e.g., Heinrichs *et al.* 2004). *Plagiochila desciscens* is a phenotype with distant, ovate-oblong leaves.

*Plagiochila punctata* (Taylor) Taylor

*London Journal of Botany* 5: 261 (1846).

*Plagiochila germani* Steph., *Bulletin de l'Herbier Boissier*, sér. 2, 5: 938 (1905); Stephani, *Icones Ineditae* 11480. — Type: Guadeloupe, *Germain s.n.*, ex hb. *l'Herminier* (holo-, G[G00067838!], c. gyn. & andr.), **syn. nov.**

**Remarks**

*Plagiochila punctata* is a widespread species of tropical America, East Africa and western Europe (Heinrichs *et al.* 2005) that had not yet been recorded from Guadeloupe. The type material of *P. germani*, containing *P. punctata* in a mixture with *P. gymnocalycina* (Lehm. & Lindenb.) Mont., fits Stephani's illustration (*Icones Ined.* 11701) very well but the type label is confusing, stating “*Plag. herminieri* St. sub *Pl. germani* G[ottsche] ms, Guadeloupe, *l'Herminier*”. The material is not copious but contains well-developed male and female plants of *P. punctata*, with the characteristic denuded branches due to leaves dropping off. The leaves are transverse, small, ovate, with a conspicuous vitta-like area at the base and 3–4 teeth on the margins (2 near the apex and 1–2 on the ventral margin), and the leaf cells have large trigones. The species is close to *P. bifaria* but the latter is a more robust plant with more numerous teeth on leaf margins and without caducous leaves.

*Plagiochila bicornis* Hampe & Gottsche

*Linnaea* 25: 338 (1852[1853]). (fide Gradstein 2015).

*Plagiochila herminieri* Steph.

**Remarks**

A species widespread in the West Indies (Heinrichs 2002, as *P. herminieri*).

*Plagiochila deflexa* Mont. & Gottsche

*Annales des Sciences Naturelles; Botanique*, série 4, 6: 192 (1856).

*Plagiochila saxicola* Steph., *Bulletin de l'Herbier Boissier*, sér. 2, 5: 886 (1905), *nom. illeg.* (non [Schrad.] Nees); Stephani, *Icones Ineditae* 11361, 11362. — Type: Guadeloupe, *l'Herminier s.n.* (lecto-, designated here, G[G00113020!], c. gyn. & andr.; syn-, *Duss* 317, G[G00113022!], *Duss* 453, G[G00113021!]), **syn. nov.**

**Remarks**

*Plagiochila deflexa* is a neotropical-Hawaiian disjunctive species that is known in the Neotropics from Cuba, Central America and the northern Andes (Heinrichs *et al.* 2002; Gradstein *in press*); it had not yet been recorded from the Lesser Antilles. The species is recognized by the medium-sized plants (c. 3–5 mm wide) with exclusively intercalary branching, ovate-oblong to elongate-triangular, ventrad leaves with a rather narrow apex, an ampliate ventral base, rather few (c. 15–20)

triangular teeth along the leaf margins, leaf cells *c.* 25–35  $\mu\text{m}$  wide in midleaf and with large trigones, and leaf base with a conspicuous vitta-like area of larger cells. The species may be confused with *P. adianthoides* (Sw.) Lindenb. but the latter species lacks a vitta, the leaf margin in *P. adianthoides* is usually bordered by thicker-walled cells (forming a yellowish border), the marginal teeth are more numerous (20–50 per leaf) and more linear in shape, the trigones are smaller and the leaf apex is more broadly rounded.

*Radula pallens* (Sw.) Mont.

*Voyage dans l'Amérique Méridionale Botanique* 71 (1839).

*Radula subsimplex* Steph., *Hedwigia* 23: 130 (1884); Castle (1959: 21, fig. 22); Yamada (1980: 254, fig. 9). — Type: Guadeloupe, without collector (holo-, G[G00043857]!, c. andr.). Further collection: Guadeloupe, “leg. Germain, misit Dr. l’Herminier” (G[G00112875]!), **syn. nov.**

*Remarks*

*Radula pallens* is a widespread neotropical species, that has been misunderstood in the past and was considered endemic to Jamaica (Gradstein in press). *Radula subsimplex* is a phenotype of *R. pallens* with lobule margins not sinuate. Several Caribbean species of *Radula* described by Castle (1959) in the section “*Dichotomae*”, such as *R. obovata* Castle and *R. variolobula* Castle, are probably further synonyms of *R. pallens*.

*Rectolejeunea flagelliformis* A.Evans

*Bulletin of the Torrey Botanical Club* 33: 9 (1906). (fide Reiner-Drehwald & Grolle 2012).

*Rectolejeunea dussii* Steph. (*Cheilolejeunea dussii* Steph., *nom. inval.*)

*Remarks*

A species with scattered distribution in the Neotropics (Reiner-Drehwald & Grolle 2012).

*Lejeunea bermudiana* (A.Evans) R.M.Schust.

*The Hepaticae and Anthocerotae of North America* 4: 1105 (1980).

*Taxilejeunea irregularis* Steph. *Species Hepaticarum* 5: 490, 1914; Stephani, *Icones Ineditae* 10103. — Type: Guadeloupe, *Duss 514* (holo-, G[G00069917]!, autoic.), **syn. nov.**

*Remarks*

*Lejeunea bermudiana* is a common Caribbean species that is characterized by sharply apiculate leaves without or with 1–2 additional teeth on the ventral margin near apex, inflated lobules *c.*  $\frac{1}{4}$   $\times$  leaf length, thin-walled leaf cells, and bifid underleaves *c.*  $3 \times$  stem width and with a cordate-subauriculate base, autoicous sexuality and toothed female bracts and perianths (Schuster 1980, as *Crossotolejeunea bermudiana* A.Evans; Reiner-Drehwald & Goda 2000).

*Lejeunea pulverulenta* (Steph.) M.E.Reiner

*Cryptogamie, Bryologie* 26: 60 (2005). — Basionym: *Taxilejeunea pulverulenta* Steph., Type: Guadeloupe, *l’Herminier s.n.* (lecto-, designated by Reiner-Drehwald [2005], G[G00052572]!).

*Taxilejeunea linguifolia* Steph. (“*linguaeifolia*”) *Species Hepaticarum* 5: 471 (1914); Stephani, *Icones Ineditae* 10033. — Type: Guadeloupe, *l’Herminier s.n.* (lecto-, designated here, G[G00043994]!, c.gyn.; isolecto- (?), without collector, G[G00043993]!, ster.), **syn. nov.**

*Remarks*

*Lejeunea pulverulenta* is a rather rare neotropical species that is known from Guadeloupe, Guyana and the northern Andes (Reiner-Drehwald 2005; Gradstein in press). The latter author already suggested the present synonymy based on the description and illustration of *T. linguifolia* by Jovet-Ast (1949). Study of the types confirmed that the two species are identical. Both were collected by l’Herminier in Guadeloupe and were described by Stephani in the same fascicle of *Species Hepaticarum*, as members of the genus *Taxilejeunea*.

CONCLUSIONS

Of 19 species listed as endemic to Guadeloupe, only three, *Frullania trigona*, *Riccardia innovans* and *Trichosteleum glaucinum*, are accepted here as confirmed endemics. All three are very rare species that are hitherto only known from the type specimens. Efforts by the second author to collect additional material of these species have remained unsuccessful.

The remaining sixteen species are rejected endemics. Only one of them, *Drepanolejeunea valiae*, is an accepted taxon, all the other species are synonyms. Some synonyms had already been proposed in recent taxonomic revisions but the majority of the synonyms are newly established here. Three of them belong to species that had not previously been reported from the Guadeloupe archipelago, viz. *Plagiochila deflexa* and *P. punctata* and *Radula pallens*. The latter species is widespread in the West Indies and elsewhere in the Neotropics (Gradstein in press), but the two *Plagiochila* species have more limited Caribbean distributions and had not yet been recorded from Guadeloupe.

As a result of this study, bryophyte endemism in the Guadeloupe archipelago is reduced to 0.5%. The results confirm the notion that endemism in bryophytes is very low (e.g., Vanderpoorten & Goffinet 2009).

Acknowledgements

We are very grateful to Catherine Reeb for providing images of *Riccardia innovans*, to Cid J. P. Bastos for confirming the synonymy of *Cheilolejeunea ovistipula* and for sending pictures of putative *Trichosteleum glaucinum* from Bahia, and to Denilson Peralta for information on the identity of material from Mato Grosso and Maranhão identified as *T. glaucinum*. The first author expresses his gratitude to Michelle J. Price for hosting his stay in the herbarium



of Geneva for the study of types, and the second author thanks the Guadeloupe National Park authorities for the collecting permit.

## REFERENCES

- BASTOS C. J. P. 2017. — O gênero *Cheilolejeunea* (Spruce) Steph. (Lejeuneaceae, Marchantiophyta) nas Américas. *Pesquisas, Botânica* 70: 5-78.
- BISCHLER H. 1964. — Le genre *Drepanolejeunea* Steph. en Amérique Centrale et Méridionale. *Revue Bryologique et Lichénologique* 33: 15-179.
- BUCK W. R. 1998. — Pleurocarpous mosses of the West Indies. *Memoirs of the New York Botanical Garden* 82: 1-400.
- CASTLE H. 1959. — A revision of the genus *Radula*. Part II. Subgenus *Acroradula*, Section 3. *Dichotomae*. *Journal of the Hattori Botanical Laboratory* 21: 1-52.
- EVANGELISTA M., VALENTE E. B., BASTOS C. J. P. & VILAS BÓAS-BASTOS S. B. 2018. — *Novas adições a flora de musgos da Bahia, Nordeste e Brasil*. Abstract, 69e Congresso Nacional Botânica, Cuiabá, Brazil
- GRADSTEIN S. R. 2015. — New synonyms and new lectotypifications in Neotropical *Plagiochila* (Marchantiophyta). *Cryptogamie, Bryologie* 36: 369-379. <https://doi.org/10.7872/cryb/v36.iss4.2015.369>
- GRADSTEIN S. R. IN PRESS. — The Liverworts and Hornworts of Colombia and Ecuador. *Memoirs of the New York Botanical Garden*.
- GRADSTEIN S. R. & COSTA D. P. 2003. — The Hepaticae and Anthocerotae of Brazil. *Memoirs of the New York Botanical Garden* 87: 1-318.
- HEINRICH J. 2002. — A taxonomic revision of *Plagiochila* sect. *Hylacoetes*, sect. *Adiantoideae* and sect. *Fuscoluteae* in the Neotropics with a preliminary subdivision of Neotropical Plagiochilaceae into nine lineages. *Bryophytorum Bibliotheca* 58: 1-184.
- HEINRICH J., GROTH H., HOLZ I., RYCROFT D. S., RENKER C. & PRÖSCHOLD T. 2002. — The systematic position of *Plagiochila moritziana*, *P. trichostoma* and *P. deflexa*, based on ITS sequences of nuclear ribosomal DNA, morphology and lipophylic secondary metabolites. *The Bryologist* 105: 189-203. [https://doi.org/10.1639/0007-2745\(2002\)105\[0189:TSPOPM\]2.0.CO;2](https://doi.org/10.1639/0007-2745(2002)105[0189:TSPOPM]2.0.CO;2)
- HEINRICH J., GROTH H., LINDNER M., FELDBERG K. & RYCROFT D. S. 2004. — Molecular, morphological, and phytochemical evidence for a broad species concept of *Plagiochila bifaria* (Hepaticae). *The Bryologist* 107: 28-40. [https://doi.org/10.1639/0007-2745\(2004\)107\[28:MMAPEF\]2.0.CO;2](https://doi.org/10.1639/0007-2745(2004)107[28:MMAPEF]2.0.CO;2)
- HEINRICH J., LINDNER M., GROTH H. & RENKER C. 2005. — Distribution and synonymy of *Plagiochila punctata* (Taylor) Taylor, with hypotheses on the evolutionary history of *Plagiochila* sect. *Arrectae* (Plagiochilaceae, Hepaticae). *Plant Systematics and Evolution* 250: 105-117. <https://doi.org/10.1007/s00606-004-0220-5>
- JOVET-AST S. 1949. — Hépatiques des Antilles françaises récoltées par P. et V. Allorge en 1936. *Revue Bryologique et Lichénologique* 16: 35-42.
- LAVOCAT BERNARD E. & SCHÄFER-VERWIMP A. 2011. — Checklist of the bryophytes of the Guadeloupe archipelago and Martinique (French West Indies). *Cryptogamie, Bryologie* 32: 233-272. <https://doi.org/10.7872/cryb.v32.iss3.2011.233>
- LAVOCAT BERNARD E. & REEB C. 2016. — Additions to the bryophyte flora of Guadeloupe archipelago (Lesser Antilles). *Bryophyte Diversity and Evolution* 38: 47-52. <https://doi.org/10.11646/bde.38.2.3>
- LIMA E., ILKIU-BORGES A. L. & GRADSTEIN S. R. 2020. — A new species of *Frullania* subg. *Frullania* (Marchantiophyta) from the Brazilian Amazon. *Phytotaxa* 456: 119-124.
- PAGÁN F. M. 1942 — Catalogue of the Hepaticae of Guadeloupe. *The Bryologist* 45: 76-110. [https://doi.org/10.1639/0007-2745\(1942\)45\[76:COTHO\]2.0.CO;2](https://doi.org/10.1639/0007-2745(1942)45[76:COTHO]2.0.CO;2)
- REINER-DREHWALD M. E. 2005. — *Taxilejeunea pulverulenta* (Lejeuneaceae, Jungermanniopsida), a poorly known species from the Neotropics, is transferred to *Lejeunea*. *Cryptogamie, Bryologie* 26: 59-65.
- REINER-DREHWALD M. E. & GODA A. 2000. — Revision of the genus *Crossotolejeunea* (Lejeuneaceae, Hepaticae). *Journal of the Hattori Botanical Laboratory* 89: 1-54.
- REINER-DREHWALD M. E. & GROLLE R. 2012. — Review of the genus *Rectolejeunea* (Lejeuneaceae Marchantiophyta). *Nova Hedwigia* 95: 451-482. <https://doi.org/10.1127/0029-5035/2012/0063>
- SCHÄFER-VERWIMP A. & VAN MELICK H. M. H. 2016. — A contribution to the bryophyte flora of Jamaica. *Cryptogamie, Bryologie* 37: 305-348. <https://doi.org/10.7872/cryb/v37.iss3.2016.305>
- SCHUSTER R. M. 1980. — *The Hepaticae and Anthocerotae of North America, East of the Hundredth Meridian*. Vol. IV. Columbia University Press, New York, 1334 p.
- SCHUSTER R. M. 1992. — The oil-bodies of the Hepaticae. II. Lejeuneaceae (Part 2). *Journal of the Hattori Botanical Laboratory* 72: 163-359.
- SCHUSTER R. M. 1996. — Studies on *Lejeuneaceae*, II Neotropical taxa of *Drepanolejeunea* (Spr.) Schiffn. *Nova Hedwigia* 62: 1-46.
- SILVA M. C. 2018. — Brioflora de um fragmento de floresta amazônica na área de endemismo Belém, Município de Cândido Mendez, Maranhão. Trabalho de Conclusão, Curso de Ciências Naturais – Biologia, Universidade Federal do Maranhão, 44 p.
- STOTLER R. E. 1969. — The genus *Frullania* subgenus *Frullania* in Latin America. *Nova Hedwigia* 18: 397-555.
- VAN REENEN, G. B. A., GRIFFIN III D. & GRADSTEIN S. R. 1984. — Briofitos del transecto Buritaca-La Cumbre, Sierra Nevada de Santa Marta, Colombia, in VAN DER HAMMEN T. & RUIZ P. (eds), *Estudios en Ecosistemas Tropicados* Vol. 2. J. Cramer, Stuttgart: 177-183.
- VASCO A. M., COBOS R. & URIBE J. 2002. — Las Hepáticas (Marchantiophyta) del Departamento del Chocó, Colombia. *Biota Colombiana* 3: 149-162.
- VANDERPOORTEN A. & GOFFINET B. 2009. — *Introduction to Bryophytes*. Cambridge University Press, Cambridge, United Kingdom, 303 p.
- VILLARREAL J. C. & RENNER S. S. 2014. — A review of molecular-clock calibrations and substitution rates in liverworts, mosses, and hornworts, and a timeframe for a taxonomically cleaned up genus *Nothoceros*. *Molecular Phylogenetics and Evolution* 78: 25-35. <https://doi.org/10.1016/j.ympev.2014.04.014>
- YAMADA K. 1980. — Notes on the type specimens of *Radula* taxa from Latin America (1). *Journal of the Hattori Botanical Laboratory* 48: 243-257.

Submitted on 8 May 2020;  
accepted on 11 September 2020;  
published on 14 October 2020.