

# cryptogamie

## *Bryologie*

2020 • 41 • 20

Bryophytes from Caviana and Mexiana islands,  
archipelago of Marajó, Brazil

Anna Luiza ILKIU-BORGES,  
Tássia Toyoi Gomes TAKASHIMA-OLIVEIRA & Eliete da Silva BRITO



DIRECTEUR DE LA PUBLICATION / *PUBLICATION DIRECTOR*: Bruno David,  
Président du Muséum national d'Histoire naturelle

RÉDACTEUR EN CHEF / *EDITOR-IN-CHIEF*: Denis LAMY

ASSISTANTE DE RÉDACTION / *ASSISTANT EDITOR*: Marianne SALAÛN ([bryo@cryptogamie.com](mailto:bryo@cryptogamie.com))

MISE EN PAGE / *PAGE LAYOUT*: Marianne SALAÛN

RÉDACTEURS ASSOCIÉS / *ASSOCIATE EDITORS*

**Biologie moléculaire et phylogénie / *Molecular biology and phylogeny***

**Bernard GOFFINET**

Department of Ecology and Evolutionary Biology, University of Connecticut (United States)

**Mousses d'Europe / *European mosses***

**Isabel DRAPER**

Centro de Investigación en Biodiversidad y Cambio Global (CIBC-UAM), Universidad Autónoma de Madrid (Spain)

**Francisco LARA GARCÍA**

Centro de Investigación en Biodiversidad y Cambio Global (CIBC-UAM), Universidad Autónoma de Madrid (Spain)

**Mousses d'Afrique et d'Antarctique / *African and Antarctic mosses***

**Rysiek OCHYRA**

Laboratory of Bryology, Institute of Botany, Polish Academy of Sciences, Krakow (Pologne)

**Bryophytes d'Asie / *Asian bryophytes***

**Rui-Liang ZHU**

School of Life Science, East China Normal University, Shanghai (China)

**Bioindication / *Biomonitoring***

**Franck-Olivier DENAYER**

Faculté des Sciences Pharmaceutiques et Biologiques de Lille, Laboratoire de Botanique et de Cryptogamie, Lille (France)

**Écologie des bryophytes / *Ecology of bryophyte***

**Nagore GARCÍA MEDINA**

Department of Biology (Botany), and Centro de Investigación en Biodiversidad y Cambio Global (CIBC-UAM), Universidad Autónoma de Madrid (Spain)

COUVERTURE / *COVER*:

Rio Buçutuba, by/de Dr Pedro Luiz Braga Lisboa

*Cryptogamie, Bryologie* est indexé dans / *Cryptogamie, Bryologie is indexed in*:

- Biological Abstracts
- Current Contents
- Science Citation Index
- Publications bibliographiques du CNRS (Pascal).

*Cryptogamie, Bryologie* est distribué en version électronique par / *Cryptogamie, Bryologie is distributed electronically by*:

- BioOne® (<http://www.bioone.org>)

**Cryptogamie, Bryologie** est une revue en flux continu publiée par les Publications scientifiques du Muséum, Paris  
*Cryptogamie, Bryologie is a fast track journal published by the Museum Science Press, Paris*

Les Publications scientifiques du Muséum publient aussi / *The Museum Science Press also publish: Adansonia, Geodiversitas, Zoosystema, Anthropolozologica, European Journal of Taxonomy, Naturae, Comptes Rendus Palevol, Cryptogamie sous-sections Algologie, Mycologie.*

Diffusion – Publications scientifiques Muséum national d'Histoire naturelle

CP 41 – 57 rue Cuvier F-75231 Paris cedex 05 (France)

Tél.: 33 (0)1 40 79 48 05 / Fax: 33 (0)1 40 79 38 40

[diff.pub@mnhn.fr](mailto:diff.pub@mnhn.fr) / <http://sciencepress.mnhn.fr>

© Publications scientifiques du Muséum national d'Histoire naturelle, Paris, 2020

ISSN (imprimé / *print*): 1290-0796 / ISSN (électronique / *electronic*): 1776-0992

# Bryophytes from Caviana and Mexiana islands, archipelago of Marajó, Brazil

**Anna Luiza ILKIU-BORGES**

Museu Paraense Emílio Goeldi - Campus de Pesquisa, Coordenação de Botânica,  
Av. Perimetral 1901, Terra Firme, CEP 66077-830, Belém, Pará (Brazil)  
[ilkiu-borges@museu-goeldi.br](mailto:ilkiu-borges@museu-goeldi.br) (corresponding author)

**Tássia Toyoi Gomes TAKASHIMA-OLIVEIRA**  
**Eliete da Silva BRITO**

Programa de Pós-graduação em Biodiversidade e Evolução (PPGBE),  
Museu Paraense Emílio Goeldi - Campus de Pesquisa, Coordenação de Botânica,  
Av. Perimetral 1901, Terra Firme, CEP 66077-830, Belém, Pará (Brazil)

Submitted on 27 April 2020 | Accepted on 22 October 2020 | Published on 4 December 2020

Ilkiu-Borges A. L., Takashima-Oliveira T. T. G. & Brito da E. S. 2020. — Bryophytes from Caviana and Mexiana islands, archipelago of Marajó, Brazil. *Cryptogamie, Bryologie* 41 (20): 255-264. <https://doi.org/10.5252/cryptogamie-bryologie2020v41a20>. <http://cryptogamie.com/bryologie/41/20>

## ABSTRACT

The archipelago of Marajó (Pará State, Brazil) in the mouth of the Amazon river is the largest fluvial-marine complex worldwide, comprising about 2500 islands. The aim of this study was to investigate floristic and ecological attributes of the bryophyte flora of two major islands of the archipelago, Caviana and Mexiana, as a contribution to environmental conservation. In total, 572 samples were studied. The bryoflora of Caviana was represented by 89 species (39 mosses, 50 liverworts) and Mexiana by 50 species (28 mosses, 22 liverworts). Together, the two islands harbored 100 species (46 mosses and 54 liverworts). No statistical similarity was observed in the species composition between the two islands and 50 species were exclusive to Caviana while 11 species were only found on Mexiana. The latter island harbored a greater richness of mosses while liverworts were more diverse on Caviana. Epiphyllous bryophytes were exclusively found on Caviana. The floristic differences between the two islands are explained by differences in environmental conditions and vegetation cover. *Drepanolejeunea lichenicola* (Spruce) Steph., *Eulacophyllum cultelliforme* (Sull.) W.R.Buck & Ireland and *Meteoridium remotifolium* (Müll.Hal.) Manuel are new to the state of Pará and 31 species are recorded for the first time from Marajó.

## KEY WORDS

Amazonia,  
Bryophyta,  
continental island,  
floristics,  
Marchantiophyta,  
tropical rainforest.

## RÉSUMÉ

*Bryophytes des îles Caviana et Mexiana, archipel de Marajó, Brésil.*

L'archipel de Marajó (État du Pará) à l'embouchure du fleuve Amazone est le plus grand complexe fluvial-marin du monde, comprenant environ 2500 îles. L'objectif de cette étude est d'étudier les caractéristiques floristiques et écologiques de la flore des bryophytes de deux grandes îles de l'archipel, Caviana et Mexiana, comme contribution à la conservation de l'environnement. Au total, 572 échantillons ont été étudiés. La bryoflore de Caviana est représentée par 89 espèces (39 mousses, 50 hépatiques) et Mexiana par 50 espèces (28 mousses, 22 hépatiques). Ensemble, les deux îles abritent 100 espèces (46 mousses et 54 hépatiques). Aucune similitude statistique n'est observée dans la composition des espèces entre les deux îles et 50 espèces sont exclusives à Caviana tandis que 11 espèces ne sont trouvées que sur Mexiana. Cette dernière île abrite une plus grande richesse de mousses tandis que les hépatiques sont plus diversifiées sur Caviana. Les bryophytes épiphytes sont trouvés exclusivement sur Caviana. Les différences floristiques entre les deux îles s'expliquent par des différences de conditions environnementales et de couvert végétal. *Drepanolejeunea lichenicola* (Spruce) Steph., *Eulacophyllum cultelliforme* (Sull.) W.R. Buck & Ireland et *Meteoridium remotifolium* (Müll. Hal.) Manuel sont nouveaux dans l'état du Pará et 31 espèces sont enregistrées pour la première fois à Marajó.

## MOTS CLÉS

Amazonie,  
Bryophyta,  
île continentale,  
floristique,  
Marchantiophyta,  
forêt tropicale humide.

## INTRODUCTION

There are two kinds of islands, continental and oceanic, each differing in plant composition (Tan & Pócs 2000). The former ones are part of a continental shelf and their proximity to the continent should have freely allowed the past migration of plant species. Oceanic islands, instead, are more distant from the continent and not part of a continental shelf; they originated from the bottom of the ocean and their flora emerged from diaspores transported over long distances (Tan & Pócs 2000).

Brazil has a great number of islands, the majority of them being continental. São Paulo State, for instance, encompasses 106 continental islands (Ângelo 1989). Numerous continental (fluvial) islands are located in Amazonia, especially in the archipelago of Marajó (Pará State), located in the mouth of the Amazon river and being the largest fluvial-marine complex worldwide comprising about 2500 islands. The main island, Marajó, encompasses an area of *c.* 49 606 km<sup>2</sup> and comprises 12 municipalities (Cruz 1987; Amaral *et al.* 2007).

Bryophyte studies on Brazilian islands have been carried out on most of the (few) oceanic islands of the country, including on Fernando de Noronha Island, Trindade Island, and Martim Vaz Archipelago (Gepp 1890; Vital *et al.* 1991; Yano 1998; Faria *et al.* 2012). Continental islands have been studied in the states of São Paulo and Rio de Janeiro (Yano 1990; Oliveira-e-Silva & Yano 2000; Visnadi & Vital 2001; Oliveira-e-Silva *et al.* 2002; Yano *et al.* 2003; Joyce *et al.* 2006; Yano & Peralta 2007, 2008; Peralta & Yano 2008), in Roraima (Milliken & Ratter 1989; Yano 1992) and in the state of Pará (Lisboa *et al.* 1993, 1998, 1999; Lisboa & Maciel 1994; Ilkiu-Borges *et al.* 2004, 2009; Souza & Lisboa 2005; Brito & Ilkiu-Borges 2013; Moura *et al.* 2013; Garcia *et al.* 2014). The results of these studies have shown the importance of Brazilian islands as environments of high bryophyte diversity and have indicated the need for further work on the subject.

The present paper deals with the bryoflora of the archipelago of Marajó (Pará State). The islands of the Marajó archipelago are isolated environments within the confluence of the Atlantic ocean with the Amazonas and Tocantins river basins and are covered by grasslands, savannas or cerrado vegetation, “restinga” (woodland on sand), mangroves, Teso vegetation, “várzea” forest (periodically flooded forests), terra firme forest (upland forests), and secondary vegetation (Lisboa *et al.* 1993, Amaral *et al.* 2007, Lisboa 2012). Besides the largest island, Marajó, the archipelago includes two broad islands, Caviana (4968 km<sup>2</sup>) and Mexiana (1543 km<sup>2</sup>). Hitherto, 116 bryophyte species have been reported from the archipelago, all of them from Marajó (Lisboa & Maciel 1994; Lisboa *et al.* 1993, 1998, 1999; Garcia *et al.* 2014; Brito & Ilkiu-Borges 2012, 2013). The latter authors (Brito & Ilkiu-Borges 2012, 2013) recorded two species new to the state of Pará, one new to Brazil, and one new to South America.

The aim of the present study was to analyze the bryophyte floras of Caviana and Mexiana, Pará State, as a contribution to the evaluation of the importance of the islands for environmental conservation.

## MATERIAL AND METHODS

The studied islands, Caviana (0°41'N-0°07'N and 49°37'W-50°20'W) and Mexiana (0°01'N-0°13'S and 50°10'W-50°40'W), are located in the mouth of the Amazon river, being part of the Marajó archipelago and belonging to the municipality of Chaves (Lima *et al.* 2005; Fig. 1). The name Caviana refers to two different, neighboring islands, “Caviana de Dentro” and “Caviana de Fora”, the first one is being five times smaller than the second. The present study deals with Caviana de Fora. Caviana and Mexiana are situated north of Chaves, being separated from the island of Marajó by the Norte channel and from each other by the Perigoso channel. Average annual temperature in Chaves is 25-26°C,

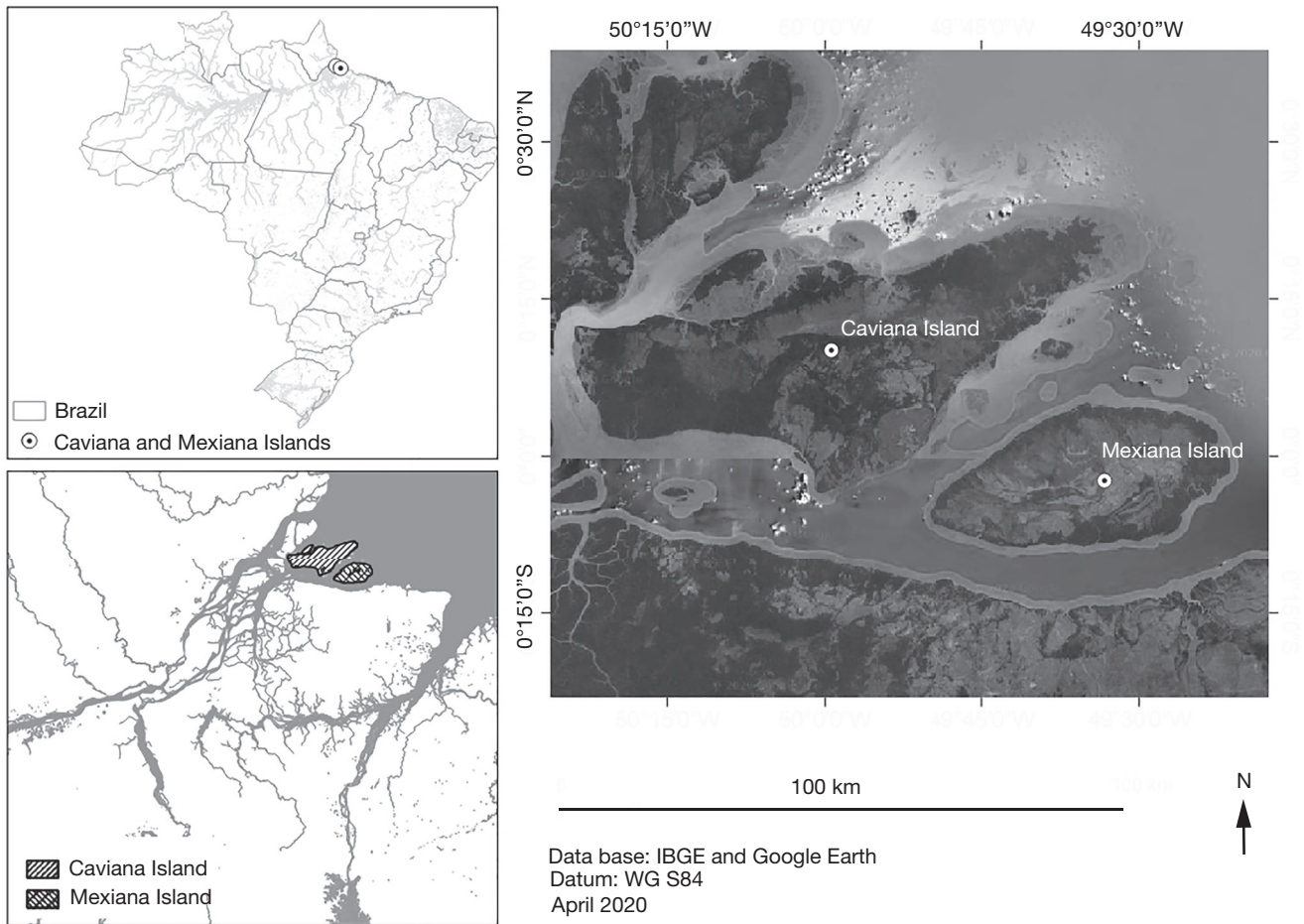


Fig. 1. — Location of Caviana and Mexiana islands, Marajó archipelago, Brazil.

relative air humidity more than 80%, and annual rainfall around 2500 mm (SEPOF 2011).

The two islands differ in vegetation cover (Lisboa *et al.*, unpubl. fieldwork report). In Caviana, “várzea” forests form a narrow to broad marginal strips along watercourses and the remaining area is covered by “terra firme” forests and grasslands (savanna). The same vegetation types occur on Mexiana but the “várzea” forests on the latter island are mixed with mangrove and larger areas are covered by grassland. During fieldwork, fewer bryophytes were observed in Mexiana than in Caviana.

Bryophyte collecting was done in the framework of the project “Estudos de briófitas em áreas de conservação da biodiversidade na Amazônia Oriental, Pará, Brasil” (process n° 477512/2006-2), coordinated by Dr Regina Célia Lobato Lisboa (former researcher at Museu Paraense Emílio Goeldi - MPEG). The collections were made haphazardly by Dr Pedro Lisboa, Valéria Pereira, and Marinaldo Cardoso during July-August 2007. In total, 572 samples were collected according to the method described by Yano (1984); vouchers are deposited in MG.

The specimens were identified using Gradstein (1994), Reiner-Drehwald (2000), Buck (2003), Gradstein & Costa (2003), Zartman & Ilkiu-Borges (2007), Dauphin (2009),

and Gradstein & Ilkiu-Borges (2009). Classification of the species follows Crandall-Stotler *et al.* (2009) for liverworts (Marchantiophyta) and Goffinet *et al.* (2009) for mosses (Bryophyta), updated by Carvalho-Silva *et al.* (2017) for Sematophyllaceae.

Ordination of groups, formed by the composition of species in each island, was calculated by Non-metric Multidimensional Scaling Method (NMDS) based on a distance binary matrix in which the figure seeks to find the data points in two or more dimensions, considering the Similarity Index by Jaccard (Legendre & Legendre 2012), followed by ANOSIM similarity analysis of groups, with 10 000 permutations (Clarke 1993). Both analyzes were performed using the Past 3.24 software (Hammer *et al.* 2013).

For analysis of substrate preference, the species were classified into four categories: corticolous, epixylic, epiphyllous, and terrestrial (Robbins 1952); for phytogeographical analysis into seven categories: Pantropical, Neotropical, Afro-American, Wide, Tropical and Subtropical America, and Brazilian Amazon (Gradstein & Costa 2003; Santos & Costa 2010; Santos *et al.* 2011; Gradstein 2013). The sets of colonized substrates were visualized using an UpSet diagram (Lex *et al.* 2014) in the software R v. 3.5.1 (R Core Team 2018) through the UpSetR package (Conway *et al.* 2017).

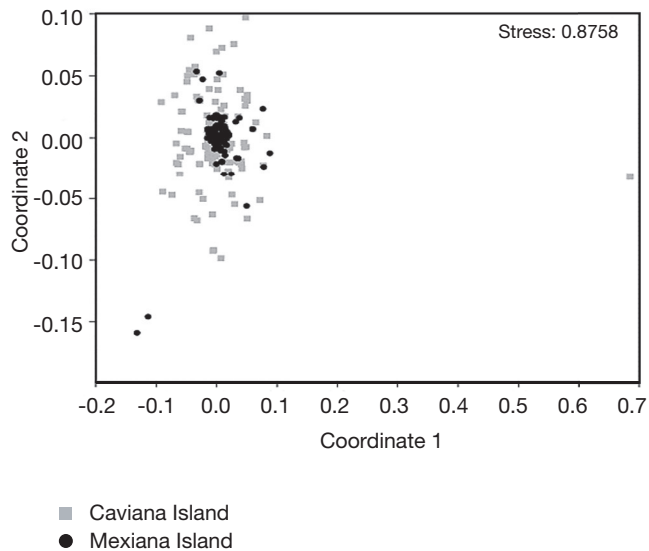


Fig. 2. — NMDS ordination of floristic data from Caviana and Mexiana islands.

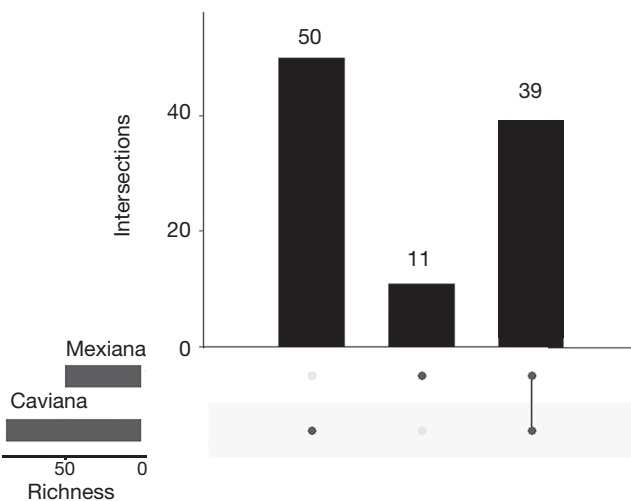


Fig. 3. — Species richness of bryophytes on Caviana and Mexiana islands.

## RESULTS

The inventory of Caviana yielded 89 bryophyte species (39 of mosses, 50 of liverworts) in 47 genera and 18 families, that of Mexiana 50 species (28 mosses, 22 liverworts) in 29 genera and 10 families. Together, the two islands harbored 100 bryophyte species (46 mosses, 54 liverworts) in 51 genera and 19 families.

Statistically significant similarity was not observed in the species composition between Caviana and Mexiana islands and two significantly different groups were formed according to the ANOSIM analysis ( $R = 0.08$ ;  $p = 0.0001$ ). Although the two groups were not visible in the NMDS ordination (Fig. 2), with high stress value in repeating attempts, the two islands shared only 39% (39 spp.) of the registered species (Fig. 3). A total of 61 species (61%) were found on only one

island, including 50 spp. (50%) exclusive to Caviana and 11 spp. (11%) to Mexiana.

Richness of liverworts was highest on Caviana with 50 species (56%), while mosses showed greater percent richness on Mexiana with 28 species (56%). Lejeuneaceae was the richest and most abundant family on both islands with 42 species (512 occurrences) on Caviana and 21 species (106 occurrences) on Mexiana. At the genus level, *Lejeunea* was richest on Caviana (10 spp.), whereas *Calymperes* (7 spp.) was richest on Mexiana. At the species level, *Dibrachiella parviflora* (78 occurrences) and *Stictolejeunea squamata* (72 occurrences) were most common on Caviana, while *Taxithelium planum* (35 occurrences) followed by *Dibrachiella parviflora* (24 occurrences) were most abundant on Mexiana.

*Drepanolejeunea lichenicola* (Spruce) Steph., *Eulacophyllum cultelliforme* (Sull.) W.R.Buck & Ireland and *Meteoridium remotifolium* (Müll.Hal.) Manuel are new to the state of Pará, and 38 species and one family (Radulaceae) are recorded for the first time from the archipelago of Marajó.

The majority of the species (68) had a Neotropical distribution pattern. The remaining distribution patterns were Pantropical (20 spp.), Wide (6 spp.), Afro-American (4 spp.), Tropical and subtropical America (1 sp.), and Brazilian Amazon (1 sp.). The latter pattern concerned *Lejeunea obidensis* Spruce, a species endemic to Brazil.

Regarding substrate preference, corticolous species predominated (91 spp.), with 37 species exclusively recorded from living trees (Fig. 4). Epixylic taxa included 55 species, 17 species were epiphyllous and 5 species were found terrestrial. Epiphylls were only collected on Caviana and six of them (*Cololejeunea obliqua*, *Crossomitrium patrisiae* (Brid.) C.Müll., *Crossomitrium epiphyllum* (Mitt.) Müll.Hal., *Drepanolejeunea lichenicola* and *Leptolejeunea elliptica* (Lehm. & Lindenb.) Besch., *Odontolejeunea lunulata* (F.Weber) Schiffn.) were exclusively found on leaves. Three species (*Ceratolejeunea laetefusca* (Austin) R.M.Schust., *Pilosium chlorophyllum* (Hornsch.) Broth., *Xylolejeunea crenata* (Nees & Mont.) X.L.He & Grolle) were only found on dead wood (fallen trees and branches) and none of the terrestrial species showed exclusivity in substrate colonization.

## DISCUSSION

### RICHNESS AND FLORISTIC COMPOSITION

The detected differences in species richness and frequency (as expressed by the number of occurrences) between Caviana and Mexiana corroborate the field observation that Caviana harbored more bryophytes than Mexiana. These results may be explained by differences in vegetation cover of the two islands, notably the greater surface area of grassland on Mexiana and the common occurrence of mangrove species within the *várzea* forests of the island, indicating higher salinity. As shown in the literature, bryophyte development may be negatively influenced by salt water (Hart *et al.* 1991; Sabovljević & Sabovljević 2007) and by drought (Richards 1984; Cornelissen & ter Steege 1989; Acebey *et al.* 2003;

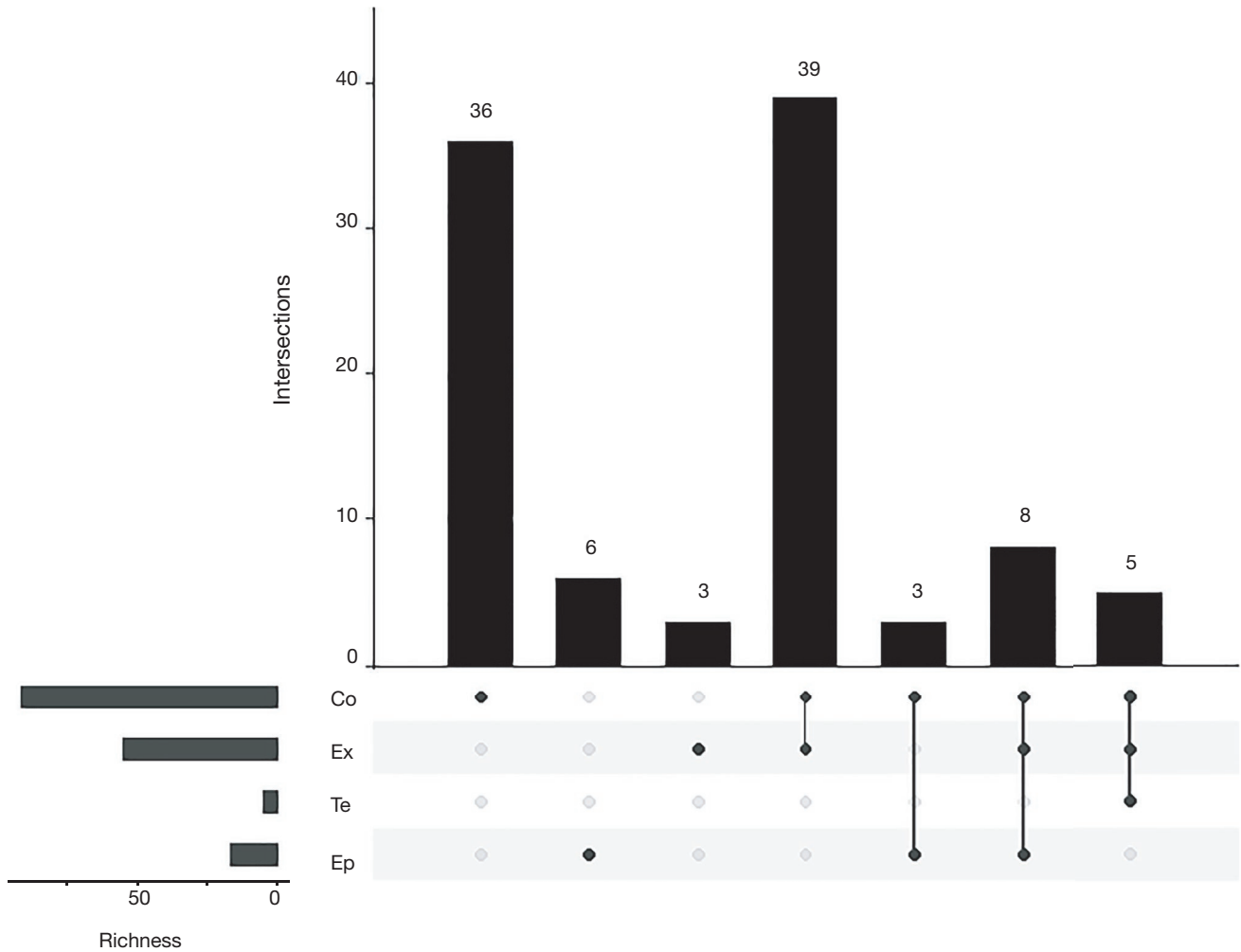


FIG. 4. — Substrate preference of bryophytes on Caviana and Mexiana islands.

Gradstein 2008; Gradstein & Sporn 2010; Benítez *et al.* 2015; Mota-de-Oliveira 2018).

The dissimilarity in species composition of Caviana and Mexiana may be due to the large number of unique species recorded in each location (50 spp. and 11 spp., respectively), favoring the formation of two distinct groups in the ordination analysis even when not graphically visible. Although flooded forests predominate on Caviana and Mexiana, the relative surface area covered by várzea forests is different on the two islands and this may have caused different environmental conditions on the islands and thus have influenced bryophyte richness and composition (see Glime 2017). In addition, differences in microhabitat complexity on the two islands might have played a role (Braga 1979; Ferreira *et al.* 2011).

Earlier studies on the bryoflora of Marajó archipelago have focused on mosses and this has rendered the impression that mosses were more common than liverworts in the area (Lisboa *et al.* 1993, 1998, 1999; Lisboa & Maciel 1994; Brito & Ilkiu-Borges 2013; García *et al.* 2014). The present study, however, shows that both mosses and liverworts can prevail in the archipelago. Several studies have indicated that mosses may be more common in open environments due to their greater

capacity for desiccation tolerance (Watson 1914; Proctor & Tuba 2002; Glime 2017), while liverworts prefer more shady and humid environments (Pócs 1982; Gradstein *et al.* 2001). We suggest, therefore, that the higher diversity of liverworts on Caviana may be related to the greater extension of *terra firme* forests on Caviana and the greater homogeneity of its várzea forests (unmixed with mangrove species), creating a larger area of humid forest environment than on Mexiana. The greater surface area of open vegetation and the heterogeneity of mixed várzea–mangrove forest on Mexiana, on the other hand, may have caused higher diversity of mosses on this island.

Predominance of mosses was also found by García *et al.* (2014) in Reserva Bacurizal on Marajó (Salvaterra municipality), an area including restinga, mangrove and forest dominated by *Platonia insignis* Mart. and *Parahancornia amapa* (Huber) Ducke. Brito & Ilkiu-Borges (2013), on the other hand, observed the prevalence of liverworts in an area of várzea forest, *teso* vegetation, grassland, mangrove and secondary vegetation on Marajó (municipalities of Cachoeira do Arari and Soure).

Lejeuneaceae was the most speciose and abundant bryophyte family on both islands, representing 42% of total bryophyte

TABLE 1. — Bryophytes recorded from Caviana and Mexiana islands, Marajó archipelago. Abbreviations: **Cav.**, Caviana; **Mex.** = Mexiana; **Co** = corticolous; **Ep** = epiphyllous; **Ex** = epixylic; **Te** = Terrestrial. \* New to Marajó Archipelago. \*\* New to Pará state. Numbers for locations and substrate types are the number of occurrences of species.

Family/species	Oc.		Substrate				Distribution	Voucher
	Cav.	Mex.	Ep	Te	Ex	Co		
BRYOPHYTA	—	—	—	—	—	—	—	—
Bartramiaceae	—	—	—	—	—	—	—	—
<i>Philonotis uncinata</i> var. <i>glaucescens</i> (Hornsch.) Florsch.	—	2	—	—	1	1	Wide	5503
<i>Philonotis hastata</i> (Duby) Wijk & Margad.*	—	1	—	—	—	1	Wide	5491
Brachytheciaceae	—	—	—	—	—	—	—	—
<i>Meteoridium remotifolium</i> (Müll.Hal.) Manuel**	1	—	—	—	—	1	Neotropical	5286
<i>Zelometeorium patulum</i> (Hedw.) Manuel	30	—	1	—	17	12	Neotropical	5012
Calymperaceae	—	—	—	—	—	—	—	—
<i>Calymperes afzelii</i> Sw.	23	6	—	—	2	27	Pantropical	4997
<i>Calymperes erosum</i> Müll.Hal.	11	15	—	—	7	19	Pantropical	5159
<i>Calymperes lonchophyllum</i> Schwägr.	6	1	—	—	2	5	Pantropical	5014
<i>Calymperes levyanum</i> Besch.	3	4	—	—	1	6	Neotropical	5163
<i>Calymperes nicaraguense</i> Renauld & Cardot	9	19	—	—	2	26	Neotropical	5157
<i>Calymperes palisotii</i> Schwägr.	3	9	—	—	1	11	Wide	5335
<i>Calymperes pallidum</i> Mitt.*	1	1	—	—	—	2	Neotropical	5230
<i>Octoblepharum albidum</i> Hedw.	37	14	—	—	7	44	Pantropical	5018
<i>Octoblepharum pulvinatum</i> (Dozy & Molke.) Mitt.	3	—	—	—	1	2	Neotropical	5224
<i>Syrrhopodon incompletus</i> Schwägr.	5	12	—	—	1	16	Afro-American	5125
<i>Syrrhopodon prolifer</i> Schwägr.*	5	—	—	—	1	4	Neotropical	5164
Fissidentaceae	—	—	—	—	—	—	—	—
<i>Fissidens angustifolius</i> Sull.*	1	—	—	—	—	1	Pantropical	5312
<i>Fissidens guianensis</i> Mont.	55	17	—	—	11	61	Neotropical	4995
<i>Fissidens inaequalis</i> Mitt.	1	—	—	—	—	1	Neotropical	5339
<i>Fissidens intramarginatus</i> (Hampe) A.Jaeger	4	12	—	—	2	14	Neotropical	5016
<i>Fissidens pellucidus</i> Hornsch.	1	2	—	—	—	3	Neotropical	5102
<i>Fissidens steerei</i> Grout*	—	1	—	—	—	1	Pantropical	5395
<i>Fissidens zollingeri</i> Mont.	—	3	—	—	—	3	Pantropical	5420
Hookeriaceae	—	—	—	—	—	—	—	—
<i>Crossomitrium epiphyllum</i> (Mitt.) Müll.Hal.*	1	—	1	—	—	—	Pantropical	5120
<i>Crossomitrium patrisiae</i> (Brid.) C.Müll.	4	—	4	—	—	—	Neotropical	5120
Hypnaceae	—	—	—	—	—	—	—	—
<i>Chryso-hypnum diminutivum</i> (Hampe) W.R.Buck	1	—	—	—	—	1	Wide	5237
Leucomiaceae	—	—	—	—	—	—	—	—
<i>Leucomium strumosum</i> (Hornsch.) Mitt.	19	—	—	—	7	12	Pantropical	5023
Neckeraceae	—	—	—	—	—	—	—	—
<i>Neckeropsis disticha</i> (Hedw.) Kindb.*	16	—	—	—	4	12	Pantropical	4999
<i>Neckeropsis undulata</i> (Hedw.) Reichardt	56	1	1	—	11	45	Pantropical	4998
Phyllocladaceae	—	—	—	—	—	—	—	—
<i>Mniomalina viridis</i> (Mitt.) Müll.Hal.*	3	—	—	—	2	1	Neotropical	5163
Pilotrichaceae	—	—	—	—	—	—	—	—
<i>Callicostella pallida</i> (Hornsch.) Ångstr.	59	10	—	3	38	28	Neotropical	5021
<i>Lepidopilum scabrissetum</i> (Schwägr.) Steere*	3	—	—	—	—	3	Neotropical	5206
<i>Lepidopilum surinamense</i> Müll.Hal.	27	1	—	—	11	17	Neotropical	4998
<i>Pilotrichum evanescens</i> (Müll.Hal.) Crosby*	2	—	—	—	1	1	Neotropical	5272
Pterobryaceae	—	—	—	—	—	—	—	—
<i>Henicodium geniculatum</i> (Mitt.) W.R.Buck	2	—	—	—	1	1	Pantropical	5277
<i>Orthostichopsis tetragona</i> (Hedw.) Broth.	8	—	—	2	4	2	Neotropical	5150
Pylaisiadelphaceae	—	—	—	—	—	—	—	—
<i>Isopterygium tenerum</i> (Sw.) Mitt.	26	14	—	—	16	24	Neotropical	5166
<i>Pterogonidium pulchellum</i> (Hook.) Müll.Hal.	—	2	—	—	—	2	Neotropical	5386
<i>Taxithelium planum</i> (Brid.) Mitt.	52	35	—	2	27	58	Wide	5001
Sematophyllaceae	—	—	—	—	—	—	—	—
<i>Brittonodoxa subpinnata</i> (Brid.) W.R.Buck	4	2	—	—	2	4	Pantropical	5105
<i>Microcalpe subsimplex</i> (Hedw.) W.R.Buck	12	9	—	—	5	16	Pantropical	5126
<i>Trichosteleum bolivarense</i> H. Rob.*	—	1	—	—	—	1	Neotropical	5414
<i>Trichosteleum papillosum</i> (Hornsch.) A.Jaeger	10	11	—	—	12	9	Neotropical	5121
<i>Trichosteleum subdemissum</i> (Besch.) A.Jaeger	—	4	—	—	1	3	Pantropical	5383
Stereophyllaceae	—	—	—	—	—	—	—	—
<i>Eulacophyllum cultelliforme</i> (Sull.) W.R.Buck & Ireland**	2	—	—	—	—	2	Neotropical	5174
<i>Pilosium chlorophyllum</i> (Hornsch.) Broth.	2	—	—	—	2	—	Neotropical	5126
Thuidiaceae	—	—	—	—	—	—	—	—
<i>Pelekium scabrosulum</i> (Mitt.) Touw*	38	13	—	—	10	41	Neotropical	4997
MARCHANTIOPHYTA	—	—	—	—	—	—	—	—
Frullaniaceae	—	—	—	—	—	—	—	—
<i>Frullania nodulosa</i> (Reinw., Blume & Nees) Nees*	1	—	—	—	—	1	Pantropical	5168
Lejeuneaceae	—	—	—	—	—	—	—	—
<i>Acrolejeunea torulosa</i> (Lehm. & Lindenb.) Schiffn.	—	3	—	—	—	3	Neotropical	5417



TABLE 1. — Continuation

Family/species	Oc.		Substrat				Distribution	Voucher
	Cav.	Mex.	Ep	Te	Ex	Co		
<i>Archilejeunea fuscescens</i> (Lehm.) Fulford	–	2	–	–	–	2	Neotropical	5415
<i>Ceratolejeunea cubensis</i> (Mont.) Schiffn.	25	–	2	–	8	15	Neotropical	4998
<i>Ceratolejeunea cornuta</i> (Lindenb.) Steph.	7	3	–	–	1	9	Afro-American	5070
<i>Ceratolejeunea guianensis</i> (Nees & Mont.) Steph.*	2	–	1	–	–	1	Neotropical	5041
<i>Ceratolejeunea laetefusca</i> (Austin) R.M.Schust.	1	–	–	–	1	–	Neotropical	5231
<i>Ceratolejeunea minuta</i> G.Dauphin*	6	–	–	–	1	5	Neotropical	5010
<i>Cheilolejeunea adnata</i> (Lehm.) Grolle	8	–	–	–	1	7	Neotropical	5083
<i>Cheilolejeunea comans</i> (Spruce) R.M.Schust.	4	8	–	–	5	7	Neotropical	5017
<i>Cheilolejeunea</i> sp.	–	2	–	–	–	2	Neotropical	5515
<i>Cheilolejeunea oncophylla</i> (Ångstr.) Grolle & M.E.Reiner	7	3	–	–	–	10	Neotropical	5211
<i>Cheilolejeunea rigidula</i> (Mont.) R.M.Schust.	4	6	–	–	–	10	Pantropical	5341
<i>Cololejeunea camillii</i> (Lehm.) A. Evans*	3	1	2	–	–	2	Neotropical	5118
							Tropical and	
<i>Cololejeunea contractiloba</i> A. Evans*	1	–	–	–	–	1	Subtropical America	5087
<i>Cololejeunea obliqua</i> (Nees & Mont.) Schiffn.*	7	–	7	–	–	–	Neotropical	5035
<i>Cololejeunea subcardiocarpa</i> Tixier	1	–	–	–	–	1	Neotropical	5311
<i>Dibrachiella auberiana</i> (Mont.) X.Q.Shi, R.L.Zhu & Gradst.	2	–	–	–	–	2	Neotropical	5029
<i>Dibrachiella parviflora</i> (Nees) X.Q.Shi, R.L.Zhu & Gradst.	78	24	–	1	19	82	Neotropical	4995
<i>Diplasiolejeunea brunnea</i> Steph.*	1	–	–	–	–	1	Neotropical	5311
<i>Drepanolejeunea lichenicola</i> (Spruce) Steph.**	1	–	1	–	–	–	Neotropical	5118
<i>Lejeunea adpressa</i> Nees	13	2	1	–	3	11	Neotropical	5074
<i>Lejeunea asperrima</i> Spruce*	2	–	–	–	–	2	Neotropical	5109
<i>Lejeunea cerina</i> (Lehm. & Lindenb.) Lehm. & Lindenb.*	55	–	–	–	5	50	Neotropical	4996
<i>Lejeunea controversa</i> Gottsche*	21	–	–	–	4	17	Neotropical	5002
<i>Lejeunea glaucescens</i> Gottsche*	26	3	–	1	8	20	Neotropical	5023
<i>Lejeunea immersa</i> Spruce*	6	1	–	–	5	2	Neotropical	5059
<i>Lejeunea laetevirens</i> Nees & Mont.	5	1	–	–	–	6	Neotropical	5042
<i>Lejeunea obidensis</i> Spruce*	2	–	–	–	1	1	Brazilian Amazon	5279
<i>Lejeunea phyllobola</i> Nees & Mont.	2	–	–	–	–	2	Neotropical	5209
<i>Lejeunea tapajosensis</i> Spruce*	1	–	–	–	–	1	Neotropical	5198
<i>Leptolejeunea elliptica</i> (Lehm. & Lindenb.) Besch.	4	–	4	–	–	–	Neotropical	5000
<i>Lopholejeunea subfusca</i> (Nees) Schiffn.	8	7	–	–	4	11	Pantropical	5028
<i>Microlejeunea bullata</i> (Taylor) Steph.	1	2	1	–	–	2	Neotropical	5140
<i>Microlejeunea epiphylla</i> Bischl.	–	3	–	–	–	3	Neotropical	5489
<i>Odontolejeunea lunulata</i> (F.Weber) Schiffn.*	2	–	2	–	–	–	Afro-American	5151
<i>Otignonolejeunea huctumalcensis</i> (Lindenb. & Gottsche) Y.M.We, R.L.Zhu & Gradst.*	6	–	1	–	1	4	Neotropical	5066
<i>Pictolejeunea picta</i> (Steph.) Grolle*	5	–	–	–	–	5	Neotropical	5054
<i>Prionolejeunea denticulata</i> (F.Weber) Schiffn.	1	–	–	–	–	1	Neotropical	5271
<i>Prionolejeunea muricatoserrulata</i> (Spruce) Steph.*	26	–	–	–	–	26	Neotropical	5003
<i>Rectolejeunea versifolia</i> (Schiffn.) L.Söderstr. & A.Hagborg	2	1	–	–	1	2	Neotropical	5007
<i>Stictolejeunea balfourii</i> (Mitt.) E.W.Jones*	9	13	–	–	3	19	Wide	5009
<i>Stictolejeunea squamata</i> (F.Weber) Schiffn.	72	5	–	–	9	68	Neotropical	4995
<i>Symbiezidium transversale</i> (Sw.) Trevis.	66	14	2	–	3	75	Neotropical	4995
<i>Taxilejeunea obtusangula</i> (Spruce) A.Evans*	13	–	1	–	1	11	Neotropical	5032
<i>Thysananthus auriculatus</i> (Wilson & Hook.) Sukkharak & Gradst.	2	2	–	–	1	3	Pantropical	5343
<i>Xylolejeunea crenata</i> (Nees & Mont.) X.L.He & Grolle*	4	–	–	–	4	–	Neotropical	5126
Plagiochilaceae	–	–	–	–	–	–	–	–
<i>Plagiochila disticha</i> (Lehm. & Lindenb.) Lehm. & Lindenb.*	2	–	–	–	–	2	Neotropical	5080
<i>Plagiochila gymnocalycina</i> (Lehm. & Lindenb.) Mont. & Nees*	2	–	–	–	–	2	Neotropical	5197
<i>Plagiochila montagnei</i> Nees	10	–	–	–	3	7	Neotropical	5146
<i>Plagiochila raddiana</i> Lindenb.*	1	1	–	–	–	2	Neotropical	5349
Radulaceae	–	–	–	–	–	–	–	–
<i>Radula flaccida</i> Lindenb. & Gottsche*	17	–	4	–	2	11	Afro-American	5000
<i>Radula javanica</i> Gottsche*	8	–	–	–	–	8	Pantropical	4999
<i>Radula kegelii</i> Steph.*	3	–	–	–	–	3	Neotropical	5112
Total Caviana (89 ssp.)	1102	–	36	7	249	810	–	–
Total Mexiana (50 ssp.)	–	329	–	2	55	272	–	–

diversity on Mexiana and 46% on Caviana. The family is the most diverse liverwort family in Brazil with 285 species (Costa & Peralta 2015) and may account for 70% of total liverwort diversity in tropical lowland rainforests (Gradstein *et al.* 2001). The high diversity of the genus *Lejeunea* on Caviana (10 spp.) concurs with its commonness in humid

tropical lowland forests of Brazil (Costa & Peralta 2015), whereas the high diversity of *Calymperes* (Calymperaceae) on Mexiana coincides with its commonness in the Amaton basin. Here, Calymperaceae together with Sematophyllaceae, Fissidentaceae and Pilotrichaceae account for nearly 50% of the moss diversity (Gradstein *et al.* 2001). In addition, many

other bryophyte species of Caviana and Mexiana are widely distributed in the forests of Amazonia (Santos & Lisboa 2008; Brito & Ilkiu-Borges 2013) and the common *Strictolejeunea squamata* and *Taxithelium planum* are very frequent species in várzea forests of the Eastern Amazon (Brito & Ilkiu-Borges 2013; Moura *et al.* 2013; Garcia *et al.* 2014).

#### NEW OCCURENCES AND DISTRIBUTION PATTERNS

The large number of new records for Marajó archipelago shows the importance of continuing the exploration of non-studied area in Amazonia. The newly recorded *Drepanolejeunea lichenicola* is a typical epiphyll known from montane to submontane environments in Mata Atlantica Forest (Bahia, Rio de Janeiro, São Paulo, Paraná). In addition, the species has been found at lowland elevation (below 500 m) in northern Amazonia (Costa *et al.* 2017). Although never collected in Pará state, the species has been recorded from submontane cloud forest of adjacent French Guiana (Gradstein & Ilkiu-Borges 2009). Its occurrence on Caviana, where it was growing on living leaves, is therefore not fully unexpected. *Eulacophyllum cultelliforme* and *Meteoridium remotifolium* had been reported for all Brazilian regions, but in the Northern region were known from Amazonas, Tocantins and Roraima (Costa & Peralta 2015).

The predominance of Neotropical species have been commonly reported in bryophyte surveys in Pará state (Garcia *et al.* 2014; Tavares-Martins *et al.* 2014; Fagundes *et al.* 2016). It was an expected result since the majority of the bryophytes of tropical America are distributed throughout the Neotropical region (Gradstein *et al.* 2001). Indeed, bryophytes have been shown to have a high capacity for dispersion over long distances even though community assembly is restricted by ecological filters rather than by dispersion limitation (Mota de Oliveira *et al.* 2009; Patiño & Vanderpoorten 2018).

As shown by Santos & Costa (2010) and others, most bryophytes of lowland and submontane rainforests are widely distributed. The very low endemism on Caviana and Mexiana, represented by a single endemic species, *Lejeunea obidensis*, could therefore be expected. Even so, the occurrence of this endemic species on the islands is important and underlines the necessity for conservation of the endangered ecosystems of the Marajó archipelago (Loyola *et al.* 2018).

#### SUBSTRATE PREFERENCE

High diversity of substrates at the landscape level may explains up to 44% of the bryophyte richness (Löhmus *et al.* 2007). In this study we found that about 90% of the bryophyte species were corticolous, with 37 species exclusively occurring on bark. High richness of corticolous epiphytes is characteristic of humid tropical forests and concurs with the high diversity of tree species in these habitats (Pócs 1982; Richards 1984). Recent studies have shown that these epiphytic communities are highly sensitive to environmental variation and disturbance (Gradstein 1992; Gradstein & Sporn 2010), showing the necessity of conservation of their habitats.

The occurrence of bryophytes on living leaves is a further characteristic of humid tropical forests (Richards 1984). Epi-

phyllous species are sensitive to local environmental conditions (Monge-Najera 1989; Zartman 2003); many of them are shade specialists and are the first to disappear when the vegetal cover of a forest is altered (Gradstein 1992, 1997). In this study, epiphyllous bryophytes exclusively occurred on Caviana island and were not seen on Mexiana. The restriction of epiphylls to Caviana together with the higher species diversity and exclusive occurrence of many species on this island (e.g. *Cololejeunea* spp., *Lejeunea* spp., *Fissidens* spp., *Pictolejeunea picta*, *Prionolejeunea* spp., *Radula* spp., *Zelometeorium patulum*) seems to indicate that habitat conditions on Caviana were more suitable for the establishment of bryophytes than on Mexiana. Future studies on the bryophyte diversity of these islands should include measurement of microclimatic conditions and other abiotic factors such as salinity.

#### Acknowledgements

The authors are grateful to Dr Regina Célia Lobato Lisboa, coordinator of the Project “Estudos de briófitas em áreas de conservação da biodiversidade na Amazônia Oriental, Pará, Brasil” (process n° 477512/2006-2), for facilitating access to information on the project and for allowing the study of the botanical material; to Dr Pedro Luiz Braga Lisboa, Valéria Pereira, and Marinaldo Cardoso for the collection of the specimens; to Prof Dr S. Robbert Gradstein and an anonymous reviewer for comments and corrections on the manuscript; and to the National Council for Scientific and Technological Development (CNPq) for the Productivity Fellowship grant of the third author (process n° 302374/2016).

#### REFERENCES

- ACEBEY A., GRADSTEIN S. R. & KRÖMER T. 2003. — Species richness and habitat diversification of bryophytes in submontane rain forest and fallows of Bolivia. *Journal of Tropical Ecology* 19: 9-18. <https://doi.org/10.1017/S026646740300302X>
- AMARAL D. D. DO, VIEIRA I. C. G., SALOMÃO R. DE P., ALMEIDA S. S. DE, SILVA J. B. F., NETO S. V. C., SANTOS J. U. M. & CARREIRA L. M. M. 2007. — *Campos e florestas das bacias dos rios Atua e Anajás, Ilha do Marajó, Pará*. Museu Paraense Emílio Goeldi, Belém, 111 p.
- ÂNGELO S. (COORD.) 1989. — *Ilhas do Litoral Paulista*. Série Documentos. Secretaria do Meio Ambiente, São Paulo, 52 p.
- BENÍTEZ Á., PRIETO M. & ARAGÓN G. 2015. — Large trees and dense canopies: key factors for maintaining high epiphytic diversity on trunk bases (bryophytes and lichens) in tropical montane forests. *Forestry* 88: 521-527. <https://doi.org/10.1093/forestry/cpv022>
- BRAGA P. I. S. 1979. — Subdivisão fitogeográfica, tipos de vegetação, conservação e inventário florístico da floresta amazônica. *Acta Amazonica* 9: 53-80. <https://doi.org/10.1590/1809-43921979094s053>
- BRITO E. DA S. & ILKIU-BORGES A. L. 2012. — Primeiro registro de *Cololejeunea panamensis* (Lejeuneaceae) para a América do Sul. *Rodriguésia* 63: 751-753. <https://doi.org/10.1590/S2175-78602012000300018>
- BRITO E. DA S. & ILKIU-BORGES A. L. 2013. — Bryoflora of the municipalities of Soure and Cachoeira do Arari, on Marajó Island, in the state of Pará, Brazil. *Acta Botanica Brasílica* 27: 124-141. <https://doi.org/10.1590/S0102-33062013000100013>
- BUCK W. R. 2003. — Guide to the plants of Central French Guiana. Part 3. Mosses. *Memoirs of the New York Botanical Garden* 76: 1-167.

- CARVALHO-SILVA M., STECH M., SOARES-SILVA L. H., BUCK W. R., WICKETT N. J., LIU Y. & CÂMARA P. E. A. S. 2017. — A molecular phylogeny of the *Sematophyllaceae* s.l. (Hypnales) based on plastid, mitochondrial and nuclear markers, and its taxonomic implications. *Taxon* 66: 811-831. <https://doi.org/10.12705/664.2>
- CLARKE K. R. 1993. — Non-parametric multivariate analyses of changes in community structure. *Austral Ecology* 18: 117-143. <https://doi.org/10.1111/j.1442-9993.1993.tb00438.x>
- CONWAY J. R., LEX A. & GEHLENBORG N. 2017. — UpSetR: an R package for the visualization of intersecting sets and their properties. Hancock J, editor. *Bioinformatics* 33: 2938-2940. <https://doi.org/10.1093/bioinformatics/btx364>
- CORNELISSEN J. H. C. & TER STEEGE H. 1989. — Distribution and ecology of epiphytic bryophytes and lichens in dry evergreen forest of Guyana. *Journal of Tropical Ecology* 5: 131-150. <https://doi.org/10.1017/S0266467400003400>
- COSTA D. P. DA & PERALTA D. F. 2015. — Bryophytes diversity in Brazil. *Rodriguésia* 66: 1063-1071. <https://doi.org/10.1590/2175-7860201566409>
- COSTA D. P. DA, PERALTA D. F., BUCK W. R., LARRAIN J. & VON KONRAT M. 2017. — Serra do Curicuriari, Amazonas state, Brazil: the first bryofloristic analysis for a Brazilian mountain in the Amazonian forest. *Phytotaxa* 303: 201-217. <https://doi.org/10.11646/phytotaxa.303.3.1>
- CRANDALL-STOTLER B., STOTLER R. E. & LONG D. 2009. — Morphology and classification of the Marchantiophyta, in GOFFINET B. & SHAW A. J. (eds), *Bryophyte Biology*, 2<sup>nd</sup> ed. Cambridge University Press, Cambridge: 1-54.
- CRUZ M. E. M. 1987. — *Marajó: Essa imensidão de ilhas*. Parma, São Paulo, 111 p.
- DAUPHIN G. 2009. — *Ceratolejeunea* (Lejeuneaceae: Lejeuneoideae). *Flora Neotropica Monograph* 90: 1-80.
- FAGUNDES D. N., TAVARES-MARTINS A. C., ILKIU-BORGES A. L., MORAES E. R. & SANTOS R. DE C. DOS. 2016. — Riqueza e aspectos ecológicos das comunidades de briófitas (Bryophyta e Marchantiophyta) de um fragmento de Floresta de Terra Firme no Parque Ecológico de Gunma, Pará, Brasil. *Iheringia, Série Botânica* 71: 72-84.
- FARIA A. L. A., CARVALHO-SILVA M., COSTA D. P. DA & CÂMARA P. E. A. S. 2012. — The bryophytes of Trinidad Island, South Atlantic, Brazil. *Acta Botanica Brasilica* 26: 785-795. <https://doi.org/10.1590/S0102-33062012000400008>
- FERREIRA L. V., SALOMÃO R. DE P., MATOS D. C. L. & PEREIRA J. L. G. 2011. — Similaridade de espécies arbóreas em função da distância em uma floresta ombrófila na Floresta Nacional de Saracá-Taquera, Pará. *Boletim do Museu Paraense Emílio Goeldi, Ciências Naturais* 6: 295-306.
- GARCIA E. T., TAVARES-MARTINS A. C. C. & FAGUNDES D. N. 2014. — Diversidade florística de briófitas da Reserva Ecológica do Bacurizal, Salvaterra, Ilha de Marajó, Pará, Brasil. *Enciclopédia Biosfera* 10: 2168-2182.
- GEPP A. 1890. — Musci & Hepaticae, in RIDLEY H. N., Notes on the botany of Fernando de Noronha. *Journal of the Linnean Society of London Botany* 27: 74-75.
- GLIME J. M. 2017. — *Bryophyte Ecology*. Michigan Technological University and the International Association of Bryologists, Michigan. Last update 9 March 2017. <http://digitalcommons.mtu.edu/bryophyte-ecology/>
- GOFFINET B., BUCK W. R. & SHAW A. J. 2009. — Morphology, anatomy, and classification of the Bryophyta, in GOFFINET B. & SHAW A. J. (eds), *Bryophyte Biology*, 2<sup>nd</sup> ed. Cambridge University Press, Cambridge: 55-138.
- GRADSTEIN S. R. 1992. — The vanishing tropical rain forest as an environment for bryophytes and lichens, in BATES J. W. & FARMER A. M. (eds), *Bryophyte and Lichens in a Changing Environment*. Clarendon Press, Oxford: 234-258.
- GRADSTEIN S. R. 1994. — Lejeuneaceae: Ptychantheae, Brachiolejeuneae. *Flora Neotropica Monograph* 62: 1-216.
- GRADSTEIN S. R. 1997. — The taxonomic diversity of epiphyllous bryophytes. *Abstracta Botanica* 21: 15-19.
- GRADSTEIN S. R. 2008. — Epiphytes of tropical montane forests – impact of deforestation and climate change, in GRADSTEIN S. R., HOMEIER J. & GANSERT D. (eds), *The Tropical Mountain Forest. Patterns and Processes in a Biodiversity Hotspot*. University Press, Göttingen: 51-65.
- GRADSTEIN S. R. 2013. — Afro-American hepatics revisited. *Polish Botanical Journal* 58: 149-177. <https://doi.org/10.2478/pbj-2013-0016>
- GRADSTEIN S. R., CHURCHILL S. P. & SALAZAR A. N. 2001. — Guide to the bryophytes of Tropical America. *Memoirs of the New York Botanical Garden* 86: 1-577.
- GRADSTEIN S. R. & COSTA D. P. 2003. — The Hepaticae and Anthocerotae of Brazil. *Memoirs of the New York Botanical Garden* 87: 1-196.
- GRADSTEIN S. R. & ILKIU-BORGES A. L. 2009. — Liverworts and hornworts, in BUCK W. R. & DANIEL T. F. (eds), *Guide to the Plants Central French Guiana. Part 4. Memoirs of the New York Botanical Garden* 76: 1-140.
- GRADSTEIN S. R. & SPORN S. G. 2010. — Land-use change and epiphytic bryophyte diversity in the Tropics. *Nova Hedwigia* 138: 309-321.
- HAMMER O., HARPER D. A. T. & RYAN P. D. 2013. — Paleontological Statistic software package for education and data analysis. *Paleontologia Elettronica* 4: 1-9.
- HART B. T., BAILEY P., EDWARDS R., HORTLE K., JAMES K., MCMAHON A., MEREDITH C. & SWADLING K. 1991. — A review of the salt sensitivity of the Australian freshwater biota. *Hydrobiologia* 210: 105-144. <https://doi.org/10.1007/BF00014327>
- ILKIU-BORGES A. L., SANTOS R. C. P., MACEDO L. P. C. & PEREIRA M. A. V. 2009. — As briófitas da ilha do Algodão-Maiandeu, Pará, in JARDIM M. A. G. (org), *Diversidade Biológica das Áreas de Proteção Ambiental: Ilhas do Combú e Algodão-Maiandeu - Pará, Brasil*. Museu Paraense Emílio Goeldi, Belém: 227-244.
- ILKIU-BORGES A. L., TAVARES A. C. C. & LISBOA R. C. L. 2004. — Briófitas da ilha de Germoplasma, Reservatório de Tucuruí, Pará, Brasil. *Acta Botanica Brasilica* 18: 691-694.
- JOYCE M. V., MELLO Z. R. & YANO O. 2006. — Briófitas das Ilhas das Palmas, Guarujá, São Paulo, Brasil. *Boletim do Instituto de Botânica* 18: 101-109.
- LEGENRE P. & LEGENDRE L. F. J. 2012. — *Numerical Ecology*. [place unknown]: Elsevier.
- LEX A., GEHLENBORG N., STROBELT H., VUILLEMOT R. & PFISTER H. 2014. — UpSet: Visualization of Intersecting Sets. *IEEE Transaction on Visualization and Computer Graphics* 20: 1983-1992. <https://doi.org/10.1109/TVCG.2014.2346248>
- LIMA A. M. M., OLIVEIRA L. L., FONTINHAS R. L. & LIMA R. J. S. 2005. — Ilha do Marajó: revisão histórica, hidroclimatologia, bacias hidrográficas e propostas de gestão. *HOLOS Environment* 5: 65-80. <https://doi.org/10.14295/holos.v5i1.331>
- LISBOA P. L. B. 2012. — *A terra dos Aruá: uma história ecológica do Arquipélago do Marajó*. Museu Paraense Emílio Goeldi, Belém, 482 p.
- LISBOA R. C. L., LIMA M. J. L. & MACIEL U. N. 1999. — Musgos da ilha de Marajó - II - Município de Anajás Pará, Brasil. *Acta Amazonica* 29: 201-206. <https://doi.org/10.1590/1809-43921999292206>
- LISBOA P. L. B., LISBOA R. C. L., ROSA N. A. & SANTOS M. R. 1993. — Padrões de diversidade florística na Reserva Ecológica do Bacurizal, em Salvaterra, Ilha do Marajó, Pará. *Boletim do Museu Paraense Emílio Goeldi, série Botânica* 9: 223-248.
- LISBOA R. C. L. & MACIEL U. N. 1994. — Musgos da ilha de Marajó - I - Afuá. *Boletim do Museu Paraense Emílio Goeldi, série Botânica* 10: 43-55.
- LISBOA R. C. L., MUNIZ A. C. M. & MACIEL U. N. 1998. — Musgos da ilha de Marajó - III - Chaves (Pará). *Boletim do Museu Paraense Emílio Goeldi, série Botânica* 14: 117-125.

- LÖHMUS A., LÖHMUS P. & VELLAK K. 2007. — Substratum diversity explains landscape-scale co-variation in the species-richness of bryophytes and lichens. *Biological Conservation* 135: 405-414. <https://doi.org/10.1016/j.biocon.2006.10.015>
- LOYOLA R., MACHADO N., RIBEIRO B. R., MARTINS E. & MARTINELLI G. 2018. — *Áreas prioritárias para conservação da flora endêmica do Estado do Rio de Janeiro* (Internet). Graffici Programação Visual-Instituto de Pesquisas Jardim Botânico do Rio de Janeiro, Rio de Janeiro [cited 2018 Oct 8]. <http://dspace.jbrj.gov.br/jspui/handle/doc/94>
- MILLIKEN W. & RATTER J. A. 1989. — *The Vegetation of the Ilha de Maracá – First Report of the Vegetation Survey of the Maracá Rainforest Project* (INPA/RGS/SEMA). Royal Botanical Garden, Edinburgh: 1-287.
- MONGE-NAJERA, J. 1989. — The relationship of epiphyllous liverworts with leaf characteristics and light in Monte Verde, Costa Rica. *Cryptogamie, Bryologie* 10: 345-352.
- MOTA DE OLIVEIRA S. 2018. — The double role of pigmentation and convolute leaves in community assemblage of Amazonian epiphytic Lejeuneaceae. *PeerJ* 6:e5921 <https://doi.org/10.7717/peerj.5921>
- MOTA DE OLIVEIRA S., TER STEEGE H., CORNELISSEN, J. H. C. & GRADSTEIN S. R. 2009. — Epiphytic bryophyte communities in the Guianas are niche assembled. *Journal of Biogeography* 36: 2076-2084. <https://doi.org/10.1111/j.1365-2699.2009.02144.x>
- MOURA O. S. DE, ILKIU-BORGES A. L. & BRITO E. DA S. 2013. — Brioflora (Bryophyta e Marchantiophyta) da Ilha do Combu, Belém, PA, Brasil. *Hoehnea* 40: 143-165. <https://doi.org/10.1590/S2236-89062013000100008>
- OLIVEIRA-E-SILVA M. I. M. N. & YANO O. 2000. — Musgos de Mangaratiba e Angra dos Reis, Rio de Janeiro, Brasil. *Boletim do Instituto de Botânica* 14: 1-138.
- OLIVEIRA-E-SILVA M. I. M. N., MILANEZ A. I. & YANO O. 2002. — Aspectos ecológicos de briófitas em áreas preservadas de mata atlântica, Rio de Janeiro, Brasil. *Tropical Bryology* 22: 77-102.
- PATIÑO J. & VANDERPOORTEN A. 2018. — Bryophyte Biogeography. *Critical Reviews in Plant Sciences* 37:175-209. <https://doi.org/10.1080/07352689.2018.1482444>
- PERALTA D. F. & YANO O. 2008. — Briófitas do Parque Estadual da Ilha Anchieta, Ubatuba, estado de São Paulo, Brasil. *Iheringia, série Botânica* 63: 101-127.
- PÓCS T. 1982. — Tropical Forest Bryophytes, in SMITH A. J. E. (ed.) *Bryophyte Ecology*. Chapman & Hall, London, 511 p.
- PROCTOR M. C. F. & TUBA Z. 2002. — Poikilohydry and homoiohydric: antithesis or spectrum of possibilities? *New Phytologist* 156: 327-349. <https://doi.org/10.1046/j.1469-8137.2002.00526.x>
- R CORE TEAM. 2018. — R: A language and environment for statistical computing, R Foundation for Statistical Computing, Vienna.
- REINER-DREHWALD M. E. 2000. — Las Lejeuneaceae (Hepaticae) de Misiones, Argentina VI. Lejeunea y Taxilejeunea. *Tropical Bryology* 19: 81-131.
- RICHARDS P. W. 1984. — The ecology of tropical forest bryophytes, in SCHUSTER R. M. (ed.), *New manual of Bryology. Vol. 2*. The Hattori Botanical Laboratory, Nichinan: 1223-1270.
- ROBBINS R. G. 1952. — Bryophyta ecology of a dune area in New Zealand. *Vegetatio Acta Geobotanica* 4: 1-31. <https://doi.org/10.1007/BF00452923>
- SABOVljević M. & SABOVljević A. 2007. — Contribution to the coastal bryophytes of the Northern Mediterranean: Are there halophytes among bryophytes? *Phytologia Balcanica* 13: 131-135.
- SANTOS N. D. DOS, COSTA D. P. DA, KINOSHITA L. S. & SHEPHERD G. J. 2011. — Aspectos brioflorísticos e fitogeográficos de duas formações costeiras de Floresta Atlântica da Serra do Mar, Ubatuba/SP, Brasil. *Biota Neotropica* 11: 425-438. <https://doi.org/10.1590/S1676-06032011000200040>
- SANTOS N. D. DOS & COSTA D. P. DA 2010. — Phytogeography of the liverwort flora of the Atlantic Forest of southeastern Brazil. *Journal of Bryology* 32: 9-22. <https://doi.org/10.1179/037366810X12578498135634>
- SANTOS R. DE. C. P. DOS & LISBOA R. C. L. 2008. — Musgos (Bryophyta) da microrregião do Salgado Paraense e sua utilização como possíveis indicadores de ambientes perturbados. *Rodriguésia* 59: 361-368. <https://doi.org/10.1590/2175-7860200859208>
- SEPOF - SECRETARIA EXECUTIVA DE ESTADO DE PLANEJAMENTO, ORÇAMENTO E FINANÇAS. 2011 — *Estatística Municipal por mesorregiões*. Governo do Estado do Pará. <http://iah.iec.pa.gov.br/iah/fulltext/georeferenciamento/chaves.pdf>
- SOUZA A. P. S. & LISBOA R. C. L. 2005. — Musgos (Bryophyta) na Ilha Trambioca, Barcarena, PA. *Acta Botanica Brasilica* 19: 487-492. <https://doi.org/10.1590/S0102-33062005000300008>
- TAN B. C. & PÓCS T. 2000. — Bryogeography and conservation of bryophytes, in SHAW A. J. & GOFFINET B. (eds), *Bryophyte Biology*. Cambridge: Cambridge University Press: 403-448.
- TAVARES-MARTINS A. C. C., LISBOA R. C. L. & COSTA D. P. DA. 2014. — Bryophyte flora in upland forests at different successional stages and in the various strata of host trees in northeastern Pará, Brazil. *Acta Botanica Brasilica* 28: 46-58. <https://doi.org/10.1590/S0102-33062014000100005>
- VISNADI S. R. & VITAL D. M. 2001. — Briófitas das Ilhas de Alcatrazes, do Bom Abrigo, da Casca e do Castilho, Estado de São Paulo, Brasil. *Acta Botanica Brasilica* 15: 255-270. <https://doi.org/10.1590/S0102-33062001000200011>
- VITAL D. M., GIANCOTTI C. & PURSELL R. A. 1991. — The bryoflora of Fernando de Noronha, Brazil. *Tropical Bryology* 4: 23-24.
- WATSON W. 1914. — Xerophytic Adaptations of Bryophytes in Relation to Habitat. *New Phytologist* 13: 149-169. <https://doi.org/10.1111/j.1469-8137.1914.tb05747.x>
- YANO O. 1984. — Briófitas, in FIDALGO O. & RAMOS BONONI V. L. (eds), *Técnicas de coleta, preservação e herborização de material botânico*. São Paulo: Instituto de Botânica, 62 p.
- YANO O. 1990. — Musgos do Parque Estadual da Ilha do Cardoso, Estado de São Paulo: Sphagnaceae, Rhizogoniaceae, Mniaceae, Racopilaceae e Phyllogoniaceae. Anais do II Simpósio de Ecossistemas da Costa Sul e Sudeste Brasileira. Academia de Ciências do Estado de São Paulo, São Paulo: 411-438.
- YANO O. 1992. — Briófitas da Ilha de Maracá, Roraima, Brasil. *Acta Amazonica* 22: 535-539. <https://doi.org/10.1590/1809-43921992224539>
- YANO O. 1998. — Musgos e Hepáticas, in ALVES R. J. V. (ed.), *Ilha da Trindade e Arquipélago Martin Vaz, um ensaio geobotânico*. Serviço de documentação da Marinha, Rio de Janeiro, 140 p.
- YANO O., MELLO Z. R. & COLLETES A. G. 2003. — Briófitas da Ilha Uburuqueçaba Santos, São Paulo, Brasil. *Iheringia, série Botânica* 58: 198-214.
- YANO O. & PERALTA D. F. 2007. — Briófitas da Ilha do Bom Abrigo, Estado de São Paulo, Brasil. *Hoehnea* 34: 87-94. <https://doi.org/10.1590/S2236-89062007000100006>
- YANO O. & PERALTA D. F. 2008. — Briófitas da Ilhabela, Estado de São Paulo, Brasil. *Hoehnea* 35: 111-121. <https://doi.org/10.1590/S2236-89062008000100008>
- ZARTMAN C. E. 2003. — Habitat fragmentation impacts on epiphyllous bryophyte communities in Central Amazonia. *Ecology* 84: 948-954. [https://doi.org/10.1890/0012-9658\(2003\)084\[0948:HFI OEB\]2.0.CO;2](https://doi.org/10.1890/0012-9658(2003)084[0948:HFI OEB]2.0.CO;2)
- ZARTMAN C. E. & ILKIU-BORGES A. L. 2007. — *Guide to the Epiphyllous Bryophytes of Central Amazonia*. Instituto Nacional de Pesquisas da Amazônia, Manaus, 140 p.

Submitted on 27 April 2020;  
accepted on 22 October 2020;  
published on 4 December 2020.