

Majoidea crabs from Guadeloupe Island, with a documented list of species for the Lesser Antilles (Crustacea, Decapoda, Brachyura, Majoidea)

Carlos CARMONA-SUÁREZ

Centro de Ecología. Instituto Venezolano de Investigaciones Científicas,
Carretera Panamericana, km. 11. Altos de Pipe. 1204 (Venezuela)
ccarmona@ivic.gob.ve

Joseph POUPIN

Institut de Recherche de l'École navale,
IRENav, BCRM de Brest,
École navale du Poulmic, CC 600 – Lanvéoc,
F-29240 Brest cedex 09 (France)
joseph.poupin@ecole-navale.fr

Published on 30 September 2016

urn:lsid:zoobank.org:pub:3CB67803-6D84-4628-8EF5-D8281078FA16

Carmona-Suárez C. & Poupin J. 2016. — Majoidea crabs from Guadeloupe Island, with a documented list of species for the Lesser Antilles (Crustacea, Decapoda, Brachyura, Majoidea). *Zoosystema* 38 (3): 353-387. <http://dx.doi.org/10.5252/z2016n3a5>

KEY WORDS

Epialtidae,
Inachidae,
Inachoididae,
Mithracidae,
Majidae,
Guadeloupe,
Caribbean Sea,
Lesser Antilles,
inventory,
new records.

ABSTRACT

A collection of Majoidea Samouelle, 1819 crabs carried out during the KARUBENTHOS 2012 Expedition to Guadeloupe Island and sorted during an international workshop at Besse-et-Saint-Anastaise in 2013 is reported. A total of 60 species are identified, 30 being new records for Guadeloupe Island. Each species is presented with notes on habitat, geographical distribution and previous records for the Lesser Antilles. A documented list of 42 additional Majoidea species is also proposed for the Lesser Antilles Islands based on a bibliographic research. A total of 102 Majoidea crabs are currently reported from the Lesser Antilles, of which 81 around Guadeloupe Island.

RÉSUMÉ

Les crabes Majoidea de l'île de la Guadeloupe, avec une liste commentée des espèces des Petites Antilles (Crustacea, Decapoda, Brachyura, Majoidea).

Une collection de crabes Majoidea Samouelle, 1819 réalisée durant la mission KARUBENTHOS 2012 à la Guadeloupe et triée pendant un atelier scientifique international à Besse-et-Saint-Anastaise en 2013 est présentée. Au total 60 espèces ont été reconnues dont 30 sont nouvelles pour la Guadeloupe. Chaque espèce est présentée avec des notes sur son habitat, sa distribution géographique et les signalements précédents aux Petites Antilles. En complément, une liste documentée de 42 autres espèces de crabes Majoidea est également proposée à partir d'une recherche bibliographique. Au total, 102 crabes Majoidea sont actuellement connus aux Petites Antilles, dont 81 autour de la Guadeloupe.

MOTS CLÉS
Epialtidae,
Inachidae,
Inachoididae,
Mithracidae,
Majidae,
Guadeloupe,
Mer des Caraïbes,
Petites Antilles,
inventaire,
signalisations nouvelles.

INTRODUCTION

The KARUBENTHOS Expedition conducted around Guadeloupe Island in (2-30) May 2012, was organized jointly by the National Park of Guadeloupe, the Muséum national d'Histoire naturelle, Paris (MNHN), the Université des Antilles et de la Guyane (UAG), and the Université Pierre-et-Marie-Curie (UPMC). It was an intensive sampling effort and an opportunity to fill the lack of knowledge of marine organisms from this Island. This one-month expedition gathered 35 participants to inventory mollusks, decapod crustaceans, echinoderms and algae.

The porcellanid collected during KARUBENTHOS 2012 have been already studied (Poupin & Lemaitre 2014). Anker (2014) has also described a new mud shrimp Laomedidae from this expedition. In the continuation of these studies, the present contribution is dedicated to the Majoidea crabs. About 59 lots of them were collected in various habitats ranging in depths from the intertidal to 160 m. The species are reported and discussed with: earlier reports (if any) in the Lesser Antilles region; list of specimens examined; diagnosis; notes on habitat and depth range; and geographic distribution, including a detailed distribution within the Lesser Antilles Islands. Photographs, often with live coloration, are given for almost all the species. A documented list of additional Majoidea reported in the scientific literature from the Lesser Antilles is also proposed.

A documented list of additional Majoidea Samouelle, 1819 reported in the scientific literature from the Lesser Antilles is also proposed (see Appendix).

MATERIAL AND METHODS

The specimens were collected using SCUBA-operated brush baskets (st. GB), dredging (st. GD), by hand and snorkeling in intertidal to shallow water (st. GM), SCUBA diving (st. GR), baited traps (st. GN) and SCUBA-operated vacuum device (st. GS). A total of 270 stations were sampled during KARUBENTHOS 2012 with Majoidea crabs obtained in 128 of them. The documented list of the stations, including an interactive map, can be accessed through the MNHN Paris repository of surveys (BasExp 2016).

Sampled habitats were mangroves, intertidal or shallow waters (coral or coral rubble, sand, mud), seagrass beds, marine caves, and deeper coral and sponge substrates. SCUBA dives were made within a depth range of 5-50 m; traps and dredges were operated mostly between 10-100 m, with a few operations in 100-258 m depth range.

All specimens collected were transported to Paris for deposition in MNHN. They were sorted and determined during an international workshop organized by Dr Philippe Bouchet (MNHN) in March 2013 at the Station biologique, Université Blaise-Pascal, Besse-et-Saint-Anastaise, France. A MNHN number was attributed to each lot during this workshop. The 'lot' number that is sometimes indicated after the MNHN number (e.g., lot JL351) was used to name the photographs during the Guadeloupe Expedition. In complement to the

photographs presented herein, additional photographs of the species can be accessed on the Internet via Legall & Poupin (2016) and MNHN-collection database (2016).

The morphological terminology follows Rathbun (1925), Williams (1984) and Wagner (1990). References are not exhaustive but limited to previous records in the Lesser Antilles region. This area is defined on Figure 1 including three main archipelagoes: Virgin Islands (VI), from St Thomas to Anegada; Islands of the Caribbean Arc (ICA), from Anguilla, Saba to Tobago, Trinidad; and Islands off Venezuela (IOV), from Testigos to Aruba. A few new records from St Martin (2012, A. Anker/G. Paulay, pers. com., specimens deposited in UF) and Martinique (2015, coll. R. Ferry/Y. Buske, det. J. Poupin, specimens deposited at the University of Fort de France) are based on unpublished fieldworks in these Islands (indicated with * or **).

Literature cited for each species is limited to the original description, including type locality, and contributions for the Lesser Antilles only. A comprehensive literature for the Caribbean majoid fauna can be found in Rathbun (1925), Wagner (1990), Felder *et al.* (2009), and Windsor & Felder (2014). The diagnoses are adapted from Rathbun (1925). Unless otherwise cited (indicated between parenthesis after 'Distribution'), the geographic and depth distributions are from Felder *et al.* (2009). The habitat is given from observations made during KARUBENTHOS 2012, complemented with previous indications from Rathbun (1925) and Melo (1998). A refinement of the geographic distribution is proposed for the Lesser Antilles based on references cited for this region. Further literature consulted for identification and habitat characterization includes: Rathbun (1923, 1933), Chace (1966), Powers (1977), Vélez (1977), Corredor *et al.* (1979), Ramos (1986), Markham *et al.* (1990), Melo (1996), Carmona-Suárez & Conde (1996), Cortés & Campos (1999), Arenas-Fuentes & Hernández Aguilera (2000), Bolaños *et al.* (2000), Marcano & Bolaños (2001), Cruz-Castaño & Campos (2003), Gómez-Lemos *et al.* (2008), Tamburus & Mantelatto (2012), Alves *et al.* (2012), Sal-Moyano *et al.* (2014).

The species are presented by using the classification in Ng *et al.* (2008) and De Grave *et al.* (2009), also used in WoRMS (2016). The recent contributions for: 1) the Inachoididae (Guinot, 2012); 2) the Mithracidae (Windsor & Felder, 2014); and 3) new genus *Maguimithrax* (Klompaker, Portell, Klier, Prueter & Tucker, 2015) are also taken into account.

Following Windsor & Felder (2014), the Mithracidae s.s. are currently limited to these genera: *Ala* Lockington, 1877; *Damithrax* Windsor & Felder, 2014 (and by extension the recent genera *Maguimithrax*); *Hemus* A. Milne-Edwards, 1875; *Microphrys* H. Milne Edwards, 1851; *Mithraculus* White, 1847; *Mithrax* Latreille, 1816; *Nemausa* A. Milne-Edwards, 1875; *Nonala* Windsor & Felder, 2014; *Omalacantha* Streets, 1871; *Petramithrax* Windsor & Felder, 2014; *Pitho* Bell, 1835; *Tel-eophrys* Stimpson, 1860; and *Thoe* Bell, 1835. Others genera appearing in this contribution that were formerly placed in the Mithracinae (*cf.* De Grave *et al.*, 2009): *Leptopisa* Stimpson, 1871; *Macrocoeloma* Miers, 1879; *Picroceroides* Miers, 1886; and *Stenocionops* Desmarest, 1823 are placed herein in the Epialtidae, following WoRMS (2016).



FIG. 1. — Lesser Antilles region with situation of Guadeloupe Island. Three main archipelagoes are distinguished: Virgin Islands (VI, from St Thomas to Anegada), Islands of the Caribbean Arc (ICA, from Anguilla, Saba to Tobago, Trinidad) and Islands off Venezuela (IOV, from Testigos to Aruba).

ABBREVIATIONS

ICA	Islands of the Caribbean arc;
IOV	Islands off the Venezuelan coast;
juv.	juvenile;
MNHN	Muséum national d'Histoire naturelle, Paris;
ov.	ovigerous;
st.	station;
sp./spp.	specimen/s;
UF	University of Florida, Florida Museum of Natural History, Gainesville;
VI	Virgin Islands.

SYSTEMATICS

Superfamily MAJOIDEA Samouelle, 1819
 Family EPIALTIDAE MacLeay, 1838
 Subfamily EPIALTINAE MacLeay, 1838

Acanthonyx petiverii H. Milne Edwards, 1834
 (Fig. 2A)

Acanthonyx petiverii H. Milne Edwards, 1834-1840: 343 (type locality: Antilles). — Desbonne *in* Desbonne & Schramm 1867: 4 (Guadeloupe). — A. Milne-Edwards 1873-1880: 143 (Guadeloupe, Martinique). — Rathbun 1925: 142 (St Thomas, St John, St Croix, Curaçao, Bonaire). — Monod 1939: 566 (Guadeloupe). — Chace 1956: 159, Los Roques. — Rodríguez 1980: 278 (Margarita). — Marciano & Bolaños 2001: 74 (Cubagua). — Tagliafico *et al.* 2005:

table 1, Margarita (Los Frailes). — Hernández-Ávila *et al.* 2007: 44 (Cubagua).

MATERIAL EXAMINED. — Guadeloupe. KARUBENTHOS 2012, 1 ♂ MNHN-IU-2013-5911 (lot JL351), st. GM07, 1 m.

DIAGNOSIS. — Hepatic lobe large; two small branchial lobes. Pre-orbital tooth obtuse. Male abdomen with six segments.

HABITAT. — In tide pools of rock, surf-beaten shores; algal-covered surfaces and on seaweeds (between *Sargassum*, *Padina*, *Laurencia*); sandy shores; coral flats. Collected 1 m, reported 1-29 m.

DISTRIBUTION. — Eastern Pacific and western Atlantic. Baja California, Galápagos, Mexico to Valparaiso (Chile). Southern Florida, Bahamas to Rio de Janeiro. Lesser Antilles VI (St Thomas, St John, St Croix), ICA (St Martin*, Guadeloupe, Martinique), IOV (Los Frailes, Margarita, Cubagua, Los Roques, Curaçao, Bonaire). *St Martin from unpublished fieldwork, UF31933, 11.IV.2012, coll. & photos A. Anker/G. Paulay.

Epialtus bituberculatus H. Milne Edwards, 1834
 (Fig. 2B)

Epialtus bituberculatus H. Milne Edwards, 1834 (1834-1840): 345 (type locality: Chili but erroneous, see remarks). — Desbonne *in* Desbonne & Schramm 1867: 3 (Guadeloupe). — A. Milne-Edwards 1873-1880: 139 (St Thomas, Guadeloupe). — Rodríguez 1980: 280 (Margarita). — Marciano & Bolaños 2001: 75 (Cubagua). — Hernández-Ávila *et al.* 2007 (Cubagua).

MATERIAL EXAMINED. — **Guadeloupe.** KARUBENTHOS 2012, 1 ♂ [MNHN-IU-2013-4180](#) (lot JL483), st. GB01, 6 m; 1 ♂ [MNHN-IU-2013-5923](#) (lot JL483), 1 ♂, 1 ♀ [MNHN-IU-2013-5924](#) (lot JL483), st. GM09, 1 m; 1 ♂, 3 ov. ♀ [MNHN-IU-2013-14654](#) (lot JL700-3), st. GM14, 1 m; 1 ♂, 1 ov. ♀ [MNHN-IU-2013-14666](#), no station data.

DIAGNOSIS. — Rostrum simple. Lateral margin with a very shallow sinus between the lobes. Preorbital angles obscure. Hand high.

HABITAT. — Hard substrate and on epibionts; associated with aquatic vegetation. Collected 1-6 m, reported previously 0-2 m.

DISTRIBUTION. — **Western Atlantic.** Florida, Puerto Rico, Panamá, Colombia, Venezuela, Brazil. Lesser Antilles VI (St Thomas), ICA (St Martin*, Guadeloupe), IOV (Margarita, Cubagua). *St Martin from unpublished fieldwork (14.IV.2012, UF31956, 31957, 32064; 17.IV.2012, UF32167).

REMARK

Type-locality erroneously stated in Chile as this species is only found in the Atlantic (see Tamburus & Mantelatto 2012: 182).

Epialtus dilatatus A. Milne-Edwards, 1878
(Fig. 2C)

Epialtus dilatatus A. Milne-Edwards, 1878 (1873-1880): 140 (type locality: St Thomas). — Rathbun 1925: 153 (St Thomas). — Rodríguez 1980: 281 (St Thomas, Curaçao, Bonaire).

MATERIAL EXAMINED. — **Guadeloupe.** KARUBENTHOS 2012, 1 ♂ [MNHN-IU-2013-5941](#), 1 ♀ [MNHN-IU-2013-5940](#), 1 ov. ♀ [MNHN-IU-2013-5942](#) (lot JL302), st. GM06, 1 m; 1 ♀ with Sacculina 15.0 × 12.4 mm [MNHN-IU-2013-6615](#) (lot JL688-2), st. GM11, 1 m; 1 ov. ♀ [MNHN-IU-2013-14655](#) (lot JL700-4), st. GM14, 1 m.

DIAGNOSIS. — Rostrum wide slightly bilobed at tip. Carapace sub-oblong with large hepatic lobe. Preorbital lobe blunt; no postorbital tooth. Fourth and fifth segments of abdomen fused. Ambulatory legs subchelate.

HABITAT. — In tide pools and between coral rubble and blocks. Collected at low tide 0-1 m, reported to 22 m.

DISTRIBUTION. — **Western Atlantic.** North Carolina to Florida, Gulf of Mexico, Puerto Rico. Lesser Antilles VI (St Thomas), ICA (Guadeloupe), IOV (Curaçao, Bonaire).

REMARK

This is a first record from Guadeloupe Island.

Epialtus longirostris Stimpson, 1860
(Fig. 2D)

Epialtus longirostris Stimpson, 1860: 199 (type locality: St Thomas). — A. Milne-Edwards 1873-1880: 141 (St Thomas). — Rathbun 1925: 150 (St Thomas).

MATERIAL EXAMINED. — **Guadeloupe.** KARUBENTHOS 2012, 1 sp. [MNHN-IU-2013-5967](#) (lot JL440), st. GR12, 21 m.

DIAGNOSIS. — Rostrum narrow, truncate at tip. Sides of carapace deeply bilobed. Arms long and cylindrical, hand with thick fingers. On live specimens there is a distinctive triangular white mask on dorso-posterior surface of carapace (Fig. 2D).

HABITAT. — On hard bottom, aquatic vegetation, epibionts. Collected 21 m, reported 3-54 m.

DISTRIBUTION. — **Western Atlantic.** Florida, Colombia, Cuba, Jamaica. Lesser Antilles VI (St Thomas), ICA (St Martin*, Guadeloupe). *St Martin from unpublished fieldwork (24.IV.2012, UF32509, UF32510).

REMARK

Type-locality is Lesser Antilles (St Thomas) but this is a first record for Guadeloupe Island.

Epialtus portoricensis Rathbun, 1923
(Fig. 2E)

Epialtus longirostris forma portoricensis Rathbun, 1923: 72 (type locality: Puerto Rico); 1925: 151 (Puerto Rico).

MATERIAL EXAMINED. — **Guadeloupe.** KARUBENTHOS 2012, 1 ♀ [MNHN-IU-2013-4207](#) (lot JL518), st. GR14, 27 m.

DIAGNOSIS. — Rathbun (1925) for *E. longirostris forma portoricensis*: differs from typical *E. longirostris* only in the rostrum being slightly wider and less thick, and the tip slightly arcuate in dorsal view.

HABITAT. — On the algae *Halophila stipulacea* on hard bottom of rocks and rubble. Collected 27 m, no depth range reported previously.

DISTRIBUTION. — **Western Atlantic.** Puerto Rico and Lesser Antilles ICA (Guadeloupe).

REMARKS

First record from Guadeloupe and Lesser Antilles and second for the western Atlantic. Type locality is Ensenada Honda Culebra (Puerto Rico). The specific status of this species should be confirmed by examination of more specimens. Based on variations on specimens photographed at St Martin (see Legall & Poupin 2016) it seems that characters retained by Rathbun (1923, 1925) are perhaps not of species level but in the range of morphological variations for *Epialtus longirostris*. In *E. portoricensis* the mask pattern on dorsal surface of carapace is almost the same than for *E. longirostris* (compare Figs 3D-E).

Subfamily PISINAE Dana, 1851

Chorinus heros (Herbst, 1790)
(Fig. 2F)

Cancer heros Herbst, 1790 (1782-1804): vol. 1, pl. 18, fig. 102; vol. 2: 165, pl. 42, fig. 1 (type locality: "Der Ocean").

Chorinus heros – H. Milne Edwards 1834-1840: 315 (Antilles). — Desbonne in Desbonne & Schramm 1867: 18 (Guadeloupe). — A. Milne-Edwards 1873-1880: 86 (Guadeloupe, Martinique, Barbados). — Rathbun 1925: 305 (St Croix, Barbados). — Rodríguez 1980: 283 (Margarita). — Marcano & Bolaños 2001: 73 (Cubagua). — Hernández-Ávila *et al.* 2007: 44 (Cubagua).

MATERIAL EXAMINED. — **Guadeloupe.** KARUBENTHOS 2012, 1 ♂ [MNHN-IU-2013-6783](#) (lot JL1004), st. GM22, 1 m.



FIG. 2. — Epialtinae MacLeay, 1838: **A**, *Acanthonyx petiverii* H. Milne Edwards, 1834, 1 ♂ MNHN-IU-2013-5911, st. GM07, 1 m; **B**, *Epialtus bituberculatus* H. Milne Edwards, 1834, 1 ♂ MNHN-IU-2013-5924, st. GM09, 1 m; **C**, *Epialtus dilatatus* A. Milne-Edwards, 1878, 1 ♀ with *Sacculina* 15.0 × 12.4 mm MNHN-IU-2013-6615, st. GM11, 1 m; **D**, *Epialtus longirostris* Stimpson, 1860, 1 sp. MNHN-IU-2013-5967, st. GR12, 21 m; **E**, *Epialtus portoricensis* Rathbun, 1923, 1 ♀ MNHN-IU-2013-4207, st. GR14, 27 m. Pisinae Dana, 1851: **F**, *Chorinus heros* (Herbst, 1790), 1 ♂ MNHN-IU-2013-6783, st. GM22, 1 m; **G**, *Microliassa bicarinata* (Aurivillius, 1889), 1 ♂, MNHN-IU-2013-4446 (lot JL1425-5), st. GB32, 4 m; **H**, *Microliassa brasiliensis* (Rathbun, 1924), 1 ♀ MNHN-IU-2013-13093, st. GD69, 60 m; **I**, *Pelia mutica* (Gibbes, 1850), 1 ♀ ov. MNHN-IU-2013-5663, st. GB36, 16 m; **J**, *Pelia rotunda* A. Milne-Edwards, 1875, 1 ♂ MNHN-IU-2013-4876, st. GR11, 13 m. Tychinae Dana, 1851: **K**, *Tyche emarginata* White, 1847, 1 ♂ MNHN-IU-2013-4614, st. GS39, 16 m. Inachidae MacLeay, 1838. **L**, *Coryrhynchus algicola* Stebbing, 1914, 1 ♂ MNHN-IU-2013-4066, st. GR27, 8 m; **M**, *Coryrhynchus riisei* (Stimpson, 1860), 1 ♀ juv. MNHN-IU-2013-5917, st. GR29, 20 m; **N**, *Coryrhynchus sidneyi* (Rathbun, 1924) 1 ♂ MNHN-IU-2013-5968, st. GR12, 21 m.

DIAGNOSIS. — Carapace oval with two long horns, connected by a sieve-like channel of long hairs. Chelipeds of male very long and stout. Legs of first pair long, of second, third, and fourth pairs short.

HABITAT. — On shell, rocks, coral and sandy bottoms. Collected 1 m, reported 1-50 m.

DISTRIBUTION. — **Western Atlantic.** Florida Keys, Bermuda, Cuba, Puerto Rico, Jamaica, Hispaniola (Haiti-Dominican Republic), Mexico (Quintana Roo, Isla Mujeres), Colombia, Brazil. Lesser Antilles VI (St Croix), ICA (Guadeloupe, Martinique, Barbados), IOV (Margarita, Cubagua).

REMARK

This species seems to be common in Lesser Antilles, already collected in several places before KARUBENTHOS 2012.

Leptopisa setirostris (Stimpson, 1871)
(Fig. 5A)

Tiarinia setirostris Stimpson, 1871: 114 (type locality: Key West).

Leptopisa setirostris – Rathbun 1925: 375 (St Thomas). — Chace 1956: 160 (Los Roques). — Lira *et al.* 2013: table 1 (Los Roques).

MATERIAL EXAMINED. — **Guadeloupe.** KARUBENTHOS 2012, 1 ♂ MNHN-IU-2013-4901 (lot JL1472), st. GD68, 33 m.

DIAGNOSIS. — Sides of carapace perpendicular; dorsum tuberculate. Rostral horns long, slender, contiguous.

HABITAT. — Hard bottoms, rubble, mud, plants and sponges. Collected 33 m, reported between 1-80 m.

DISTRIBUTION. — **Western Atlantic.** South Florida, Cuba, Jamaica, Puerto Rico, north of South America, Brazil. Lesser Antilles VI (St Thomas). ICA (Guadeloupe), IOV (Los Roques).

REMARK

First record for Guadeloupe and ICA. Type-locality between Jamaica and Haiti and species already reported in Lesser Antilles (VI, IOV).

Macrocoeloma concavum Miers, 1886
(Fig. 5B)

Macrocoeloma concava Miers, 1886: 79 (type locality: Fernando Noronha).

MATERIAL EXAMINED. — **Guadeloupe.** KARUBENTHOS 2012, 1 ♂ MNHN-IU-2013-5667 (lot JL1419), st. GM34, 1 m.

DIAGNOSIS. — Rostral horns triangular, separated by a V-shaped sinus. A spine present on urogastric region. A transverse row of five spines in line of cardiac spine. A strong protogastric spine.

HABITAT. — Found at low tide on shell bottoms and calcareous algae. 1-60 m.

DISTRIBUTION. — Puerto Rico, southwest Gulf of Mexico, Venezuela, Brazil. Now also Lesser Antilles ICA (Guadeloupe) (Lira *et al.* 2013).

REMARK

First record for Guadeloupe and for Lesser Antilles.

Macrocoeloma diplacanthum (Stimpson, 1860)
(Fig. 5C-D)

Pericera diplacantha Stimpson, 1860: 183 (type locality: St Thomas). — Desbonne *in* Desbonne & Schramm 1867: 15 (Guadeloupe). — A. Milne-Edwards 1873-1880: 55 (St Thomas, Guadeloupe).

Macrocoeloma diplacanthum – Rathbun 1924b: 21 (Curaçao); 1925: 478 (St Croix, St Thomas, Guadeloupe, Curaçao). — Rodríguez 1980: 291 (Tortuga). — Marciano & Bolaños 2001: 79 (Los Roques). — Lira 2004: table 1 (Tortuga). — Lira *et al.* 2013: table 1 (Tortuga, Los Roques).

MATERIAL EXAMINED. — **Guadeloupe.** KARUBENTHOS 2012, 1 ♂ MNHN-IU-2013-4260 (lot JL252-2, re-det J. Poupin December 2015, sp. with typical bifid postero-lateral spine, *cf.* Fig. 5D (first identification as *M. trispinosum*), st. GM06, 1 m; 1 ♂ MNHN-IU-2013-14653 (lot JL700-2), st. GM14, 1 m; 1 ov. ♀ MNHN-IU-2013-5957 (lot JL1444), st. GM34, 1 m; 1 ♀ MNHN-IU-2013-6755 (lot JL1266), st. GD49, 3 m; 1 ♀ juv. MNHN-IU-2013-14652 (lot JL55-4), st. GR01, 3 m.

DIAGNOSIS. — Postero-lateral process bifid. Rostral horns subparallel. Five conical, dorsal tubercles.

HABITAT. — Coral rests, soft and hard bottoms, in sponges. In *Thalassia*, *Syringodium* and *Halodule* seagrass beds. Collected at low tide, 1-3 m, reported to 29 m.

DISTRIBUTION. — **Western Atlantic.** Florida, Bahamas, Cuba, Puerto Rico, Jamaica, Colombia, Venezuela. Lesser Antilles VI (St Thomas, St Croix), ICA (Guadeloupe), IOV (Tortuga, Los Roques, Curaçao).

REMARK

The bifid postero-lateral process is a good character to tell this species apart from related *M. trispinosum* (compare Fig. 5D, J).

Macrocoeloma eutheca (Stimpson, 1871)
(Fig. 5E)

Pericera eutheca Stimpson, 1871: 112 (type locality: Straits of Florida, French Reef and west of Tortugas). — A. Milne-Edwards 1880: 1 (St Croix).

Macrocoeloma eutheca – A. Milne-Edwards & Bouvier 1923: 395 (St Croix). — Rathbun 1925: 484 (St Croix, Barbados).

MATERIAL EXAMINED. — **Guadeloupe.** KARUBENTHOS 2012, 1 ♂, 1 ov. ♀ MNHN-IU-2013-13091, st. GD69, 60 m.

DIAGNOSIS. — Rostral spines separated by a U-shape sinus. Carapace much constricted behind orbits. Orbital tubes very long.

HABITAT. — Found on hard substrate, coral and shell rubble. Collected 60 m, reported 30-215 m.

DISTRIBUTION. — **Western Atlantic.** North Carolina, Florida, Bahamas, Gulf of Mexico, Cuba, Panamá, Colombia, Brazil. Lesser Antilles VI (St Croix), ICA (Guadeloupe, Barbados).

REMARK

First record for Guadeloupe but the species was already known from Lesser Antilles (VI, ICA).

Macrocoeloma intermedium Rathbun, 1901

Macrocoeloma intermedium Rathbun, 1901: 75 (type locality: off Havana); 1925: 486 (Dominica). — Lira *et al.* 2013: table 1 (Los Roques).

MATERIAL EXAMINED. — **Guadeloupe.** KARUBENTHOS 2012, 1 ♀ juv. [MNHN-IU-2013-4767](#) (lot JL1497), st. GS39, 16 m.

DIAGNOSIS. — Rostral horns separated by a V-shaped sinus. Basal half of rostrum with outer margins convex. Postero-lateral spine behind widest part of carapace.

HABITAT. — On soft bottoms, rubble, shell, coral with anemones and large algae. Collected 16 m, reported previously 62-298 m.

DISTRIBUTION. — **Western Atlantic.** Florida Straits, Cuba, Panamá, Colombia. Lesser Antilles ICA (Guadeloupe, Dominica), IOV (Los Roques).

REMARK

First record for Guadeloupe. A second specimen first attributed to this species ([MNHN-IU-2013-5916](#)) corrected to *M. laevigatum* (J. Poupin, December 2015).

Macrocoeloma laevigatum (Stimpson, 1860)
(Fig. 5F)

Pericera laevigata Stimpson, 1860: 181 (type locality: St Thomas). — A. Milne-Edwards 1873-1880: 56 (St Thomas, Guadeloupe).

Pericera curvicorna Desbonne in Desbonne & Schramm, 1867: 14 (Guadeloupe).

Macrocoeloma laevigatum – Rathbun 1925: 483 (St Thomas, Guadeloupe).

MATERIAL EXAMINED. — **Guadeloupe.** KARUBENTHOS 2012, 1 ♂ [MNHN-IU-2013-5134](#) (lot JL1410), st. GD63, 20 m; 1 ♂ [MNHN-IU-2013-5916](#) (first identification as *M. intermedium*, lot JL1268), st. GR43, 2 m.

DIAGNOSIS. — Branchial width not much greater than orbital. No large spines on posterior half of carapace. A long, curved, antennal spine visible from above.

HABITAT. — Intertidal in algae, hard, sand and mud bottoms. Collected 2-20 m, reported 1-31 m.

DISTRIBUTION. — **Western Atlantic.** South Florida, Cuba, Jamaica, Gulf of Mexico, Brazil. Lesser Antilles VI (St Thomas), ICA (Guadeloupe).

REMARK

This species seems to be common in Guadeloupe, already reported there by A. Milne-Edwards (1873-1880) and Desbonne (1867).

Macrocoeloma nodipes
(Desbonne in Desbonne & Schramm, 1867)
(Fig. 5G)

Pericera nodipes Desbonne in Desbonne & Schramm, 1867: 15 (type locality: Guadeloupe).

Macrocoeloma trispinosum nodipes – Rathbun 1925: 468 (Guadeloupe, Antigua).

?*Macrocoeloma trispinosum* variety – Rathbun 1925 (St Thomas, Curaçao; pl. 168, fig. 1, see comment).

MATERIAL EXAMINED. — **Guadeloupe.** KARUBENTHOS 2012, 1 ♂ [MNHN-IU-2013-4312](#) (lot JL120; first identification as *M. trispinosum*), st. GB01, 6 m; 1 ♂, 1 ♀ juv. [MNHN-IU-2013-5955](#) (lot JL1439), st. GD66, 33 m.

DIAGNOSIS. — Postero-lateral projections very broad laminate, margins continuous with those of carapace. Four dorsal bosses smoothly rounded.

HABITAT. — Habitat not indicated, probably coral and rubble. Collected 6-33 m, reported 0-48 m (0-26 fathoms).

DISTRIBUTION (Rathbun 1925). — **Western Atlantic.** North Carolina, Florida Keys, Bermudas, Gulf of Mexico, Brazil. Lesser Antilles VI (?St Thomas), ICA (Antigua, Guadeloupe, Martinique*), IOV (?Curaçao). *Martinique from unpublished fieldwork, (XI.2015, coll. R. Ferry, Y. Buske, det. J. Poupin, specimen in BIOSPHERES, University of Fort de France).

REMARKS

Type-locality is Guadeloupe. The type was not located in Paris MNHN (J. Poupin, April, 2014). It should be n°48 in box of Desbonne dry collection. The box was located but n°48 was missing and indicated as such on a label. *Macrocoeloma nodipes* is related to *M. trispinosum* (Latreille, 1825), considered as a subspecies by Rathbun (1925). Felder *et al.* (2009, note 302) made no attempt to segregate the 2 to 3 varieties commonly noted for *M. trispinosum*. Based on specimens collected during KARUBENTHOS 2012 it appears that in *M. nodipes* the rostral horns are shorter and larger and the postero lateral spines are larger than in the *M. trispinosum* typical. The specimen illustrated in Rathbun (1925, pl. 168, fig. 1) as *M. trispinosum* variety with this comment “a form that links the subspecies *nodipes* to the typical *trispinosum*” seems to be *M. nodipes*.

Macrocoeloma subparallelum (Stimpson, 1860)
(Fig. 5H)

Pericera subparallela Stimpson, 1860: 186 (type locality: St Thomas). — A. Milne-Edwards 1873-1880: 54 (St Thomas, Guadeloupe).

Pericera Vilpini Desbonne in Desbonne & Schramm, 1867: 12 (Guadeloupe).

Macrocoeloma subparallelum – Rathbun 1925: 480 (St Thomas, Guadeloupe, Barbados). — Monod 1939: 561 (Guadeloupe). — Scelzo & Varela 1988: 36 (Blanquilla). — Lira *et al.* 2013: table 1 (Blanquilla).

MATERIAL EXAMINED. — **Guadeloupe.** KARUBENTHOS 2012, 1 ♂ [MNHN-IU-2013-13081](#) (JL355-2), st. GM07, 1 m; 1 ♂ [MNHN-IU-2013-4961](#) (JL396-3), st. GM08, 1 m.

DIAGNOSIS. — Rostral horns subparallel. A row of seven short spines or sharp tubercles on the dorsum between the postero-lateral angles. Posterior part of carapace eroded.

HABITAT. — Found at low tide on rocky shores, coral reefs, sandy bottoms, algae. Collected 1 m, reported 1-25 m.

DISTRIBUTION. — **Western Atlantic.** Cuba, Jamaica, Haiti, Puerto Rico, Gulf of Mexico, Colombia (Old Providence), Venezuela, Brazil. Lesser Antilles VI (St Thomas), ICA (Guadeloupe, Barbados), IOV (Blanquilla).

Macrocoeloma trispinosum (Latreille, 1825)
(Fig. 5I-J)

Pisa trispinosa Latreille, 1825: 142 (type locality 'Nouvelle Hollande'; erroneous).

Pericera trispinosa – H. Milne Edwards 1834-1840: 336 (Antilles). — A. Milne-Edwards 1873-1880: 52 (Antilles).

Macrocoeloma trispinosum – Rathbun 1924b: 21 (Curaçao); 1925: 466 (St Thomas, Antigua, St Lucia, Curaçao). — Scelzo & Varela 1988: 36 (Blanquilla). — Marcano & Bolaños 2001: 79 (Cubagua). — Hernández *et al.* 1999: table 2 (Margarita). — Lira 2004: table 1 (Tortuga). — Carré 2005: 23 (Martinique). — Hernández-Ávila *et al.* 2007: table 1 (Cubagua). — Lira *et al.* 2013: table 1 (Margarita, Cubagua, Los Roques, Tortuga, Blanquilla).

MATERIAL EXAMINED. — **Guadeloupe.** KARUBENTHOS 2012, 1 ♂ MNHN-IU-2013-5914 (lot JL178), st. GB01, 6 m; 1 ♀ juv. MNHN-IU-2013-5952 (lot JL571), st. GB09, 6 m; 1 sp. MNHN-IU-2013-4273 (lot JL1419-5), st. GM34, 1 m; 1 ♀ ov. MNHN-IU-2013-5912 (lot JL576), st. GR17, 13 m; 1 ♂ MNHN-IU-2013-5962 (lot JL883), st. GR28, 19 m; 1 ♂ MNHN-IU-2013-5951 (lot JL1174), st. GR39, 5 m; 1 ♂ MNHN-IU-2013-5959 (lot JL188), st. GM05, 1 m.

DIAGNOSIS. — Rostral horns adjacent and subparallel at base. Postero-lateral projections sharp spines. Four dorsal bosses each with a sharp tubercle at tip.

HABITAT. — On hard bottoms, sand, rubble and shell, algae, in *Thalassia*, between red mangrove roots. Collected 1-19 m, reported 1-82 m.

DISTRIBUTION. — **Western Atlantic.** North Carolina, Bermudas, Florida, Cuba, Jamaica, Puerto Rico, Gulf of Mexico, Colombia, Venezuela, Brazil. Lesser Antilles VI (St Thomas), ICA (St Martin*, Antigua, Guadeloupe, Martinique, St Lucia), IOV (Margarita, Cubagua, Blanquilla, Tortuga, Los Roques, Curaçao). *St Martin from unpublished fieldwork (UF32105, 15.IV.2012; UF32451, 22.IV.2012; UF32531, 25.IV.2012, coll. A. Anker, G. Paulay).

REMARKS

First report for Guadeloupe. The distinction of this species with *M. nodipes* is not easy because of intermediate forms (see under *M. nodipes*). Specimen photographed from Tortuga in Lira (2004) is indicated as *M. trispinosum cf. nodipes* and seems indeed to be *M. nodipes*. All references listed here should therefore be verified when characters separating all varieties of *M. trispinosum* are more clearly defined.

Stenocionops coelatus (A. Milne-Edwards, 1878)
(Fig. 6A)

Pericera coelata A. Milne-Edwards, 1878: 224 (type locality: near Havana); 1880: 1 (Barbados).

Pericera cornuta – Desbonne in Desbonne & Schramm 1867: 12 (Guadeloupe). — A. Milne-Edwards 1873-1880: 51 (Antilles).

Stenocionops coelata – A. Milne-Edwards & Bouvier 1923: 393 (Barbados).

Stenocionops furcata coelata – Rathbun 1925: 450 (St Lucia, Barbados). — Marcano & Bolaños 2001: 79 (Cubagua). — Lira 2004: table 1 (Tortuga). — Hernández-Ávila *et al.* 2007: 44 (Cubagua).

Stenocionops coelatus – Lira *et al.* 2013: table 1 (Margarita, Tortuga).

MATERIAL EXAMINED. — **Guadeloupe.** KARUBENTHOS 2012, 1 ♀ MNHN-IU-2013-6729 (lot JL824), st. GN20, 258 m.

DIAGNOSIS. — Lateral marginal spines four. From 20 to 25 dorsal spines and tubercles. Horns divergent, straight, or nearly so.

HABITAT. — Found on sand, sand with algae, shell bottoms, coral. Desbonne (1867) indicates that it is collected in deep water with traps around Guadeloupe. The specimen from KARUBENTHOS 2012 was also collected with a trap, 258 m. Deep range from A. Milne-Edwards & Bouvier (1923) and Rathbun (1925) is 25-508 m.

DISTRIBUTION (Santana *et al.* 2004). — **Western Atlantic.** North Carolina to West Indies. In Lesser Antilles ICA (Guadeloupe, St Lucia, Barbados), IOV (Margarita, Cubagua, Tortuga).

REMARKS

This species is sometimes considered as a synonym or a subspecies of *Stenocionops furcatus* (Olivier, 1791) (e.g., Melo 1999; Felder *et al.* 2009), but Rathbun (1925), Williams (1984) and Santana *et al.* (2004) indicate that *S. furcatus coelatus* has a restricted distribution within the range of *S. furcatus*, being limited to an area from off Beaufort, North Carolina, to Barbados in the West Indies.

Microlissa bicarinata (Aurivillius, 1889)
(Fig. 2G)

Lissa bicarinata Aurivillius, 1889: 54 (type locality: St Barthélemy). — Rathbun 1925: 332 (St Barthélemy). — Pretzmann 1961: 176 (St Barthélemy, type in Naturhistoriska riksmuseet, Stockholm).

MATERIAL EXAMINED. — **Guadeloupe.** KARUBENTHOS 2012, 1 ♂ MNHN-IU-2013-4446 (lot JL1425-5), st. GB32, 4 m.

DIAGNOSIS. — Carapace triangular; rostrum broad, truncate; outer margins of hepatic regions parallel; postero-lateral margin sinuous. Surface uneven, a ridge from mesogastric region to postero-lateral angles.

HABITAT. — On rocks and rubble. Collected 4 m, reported to 23 m.

DISTRIBUTION (Rathbun 1925). — **Western Atlantic.** Bahamas, Puerto Rico. Lesser Antilles ICA (St Barthélemy, Guadeloupe).

REMARK

First record for Guadeloupe and second for the western Atlantic.

Microlissa brasiliensis (Rathbun, 1924)
(Fig. 2H)

Lissa brasiliensis Rathbun, 1924a: 4 (type locality: off Cape Frio, Brazil).

MATERIAL EXAMINED. — **Guadeloupe.** KARUBENTHOS 2012, 1 ♀ MNHN-IU-2013-4764 (lot JL1072-4), st. GB21, 8 m; 1 ♀ MNHN-IU-2013-13093, st. GD69, 60 m.

DIAGNOSIS. — Carapace nodose; two large branchial protuberances; surface rough with granules; front strongly widened anteriorly.

HABITAT. — On calcareous algae. Collected 8-60 m, reported to 64 m (Rathbun 1925, 35 fathoms).

DISTRIBUTION (Melo 1996). — **Western Atlantic**. Brazil, from Ceará to São Paulo. Lesser Antilles ICA (Guadeloupe).

REMARK

The type-locality is off Cape Frío (Brazil). This is the first record for Guadeloupe and outside Brazil. The determination follows the key and characters in Rathbun (1925: 331) but no comparison specimens from Brazil have been examined.

Pelia mutica (Gibbes, 1850)
(Fig. 2I)

Pisa mutica Gibbes, 1850: 171 (type locality: Charleston Harbor, South Carolina).

Pelia mutica – Rathbun 1925: 278 (St Thomas). — Hernández-Ávila *et al.* 2007: table 1, Cubagua.

MATERIAL EXAMINED. — **Guadeloupe**. KARUBENTHOS 2012, 1 ♀ MNHN-IU-2013-4612 (lot JL373a), st. GR11, 13 m; 1 ♀ ov. MNHN-IU-2013-5663, st. GB36, 16 m.

DIAGNOSIS. — Greatest width of carapace about two-thirds its greatest length. Outer margins of rostral horns either diverging anteriorly or parallel.

HABITAT. — On rocky subtidal and sessile epifauna; on seagrass *Halophila stipulacea*. Also found on rubble or shell bottoms and inside large sponges. Collected 13-16 m, reported 1-51 m.

DISTRIBUTION. — **Western Atlantic**. Massachusetts to west coast of Florida, Cuba, Puerto Rico. Lesser Antilles VI (St Thomas), ICA (St Martin*, Guadeloupe, Martinique**), IOV (Margarita, Cubagua). *St Martin from unpublished fieldwork (UF32010, 13.IV.2012; coll. & photo A. Anker/G. Paulay). **Martinique from unpublished fieldwork (XI/2015, coll. R. Ferry/Y. Buske, det. J. Poupin, specimen in BIOSPHERES, University of Fort de France).

REMARK

First record for Guadeloupe.

Pelia rotunda A. Milne-Edwards, 1875
(Fig. 2J)

Pelia rotunda A. Milne-Edwards, 1875 (1873-1880): 74 (type locality: Desterro, Brazil).

MATERIAL EXAMINED. — **Guadeloupe**. KARUBENTHOS 2012, 1 ♀ MNHN-IU-2013-4609 (lot JL1067-4), st. GB20, 16 m; 1 ♂ MNHN-IU-2013-4419 (lot JL1499-6), 1 ♀ MNHN-IU-2013-4419 (lot JL1507), 1 ♀ MNHN-IU-2013-5947 (lot JL1507), st. GB36, 16 m; 1 ♂ MNHN-IU-2013-4875 (lot JL338), 1 ♂ MNHN-IU-2013-5963 (lot JL338), st. GR07, 24 m; 1 ♂ MNHN-IU-2013-4876 (lot JL382), st. GR11, 13 m; 3 ♂, 2 ov. ♀ MNHN-IU-2013-5927 (lot JL728), st. GR23, 20 m.

DIAGNOSIS. — *Pelia mutica* and *P. rotunda* are distinguished in this work following Rathbun (1925), but the characters used to separate them are perhaps not of species level, as indicated by this author.

In *P. rotunda* gastric and cardiac regions are more swollen, rostrum is more deflexed, width of carapace at hepatic regions relatively greater; spine at external angle of basal antennal article a little longer.

HABITAT. — On subtidal coral reef slope, sometimes with sponges. Collected 16-24 m, reported 1-190 m.

DISTRIBUTION (Melo 1996). — **Western Atlantic**. Brazil (from Pará to Rio Grande do Sul), Uruguay, and Argentina. Lesser Antilles ICA (Guadeloupe).

REMARK

First record for Guadeloupe and the Caribbean Sea. Type-locality Desterro, Brazil.

Subfamily TYCHINAE Dana, 1851

Tyche emarginata White, 1847
(Fig. 2K)

Tyche emarginata White, 1847: 206 (type locality: 'West Indies'). — A. Milne-Edwards 1873-1880: 126 (Guadeloupe). — Rathbun 1925: 508 (St Thomas, Guadeloupe). — Hernández-Ávila *et al.* 2007: 44 (Cubagua).

Platyrrinchus trituberculatus Desbonne, in Desbonne & Schramm, 1867: 3 (Guadeloupe).

MATERIAL EXAMINED. — **Guadeloupe**. KARUBENTHOS 2012, 1 ♂ MNHN-IU-2013-4614 (lot JL1513), 1 ♀ MNHN-IU-2013-4763 (lot JL1497), st. GS39, 16 m.

DIAGNOSIS. — Preorbital horns strongly divergent and similar to those of the rostrum. Posterior margin medially notched. Posterior portion of carapace longer than wide.

HABITAT. — On rubble, shell bottoms, aquatic vegetation. Collected 16 m, reported 2-37 m.

DISTRIBUTION. — **Western Atlantic**. North Carolina, Bahamas, Tortugas, Turks, eastern Gulf of Mexico, Colombia, Brazil. Lesser Antilles VI (St Thomas), ICA (Guadeloupe), IOV (Cubagua).

Family INACHIDAE MacLeay, 1838

Coryrhynchus algicola Stebbing, 1914
(Fig. 2L)

Coryrhynchus algicola Stebbing, 1914: 259 (type locality: off the coast of Brazil).

MATERIAL EXAMINED. — **Guadeloupe**. KARUBENTHOS 2012, 1 ♂ MNHN-IU-2013-4066 (lot JL827), st. GR27, 8 m.

DIAGNOSIS. — Allied to *Coryrhynchus riisei* (see under that species). Rostrum short, broadly rounded. A pair of tubercles on surface of carapace between eyes. Edges of fingers (of female) crenulate, not denticulate. Ventral concave surface of first antennal article acute at distal end, broadly triangular.

HABITAT. — On rocky sublittoral with sessile epifauna. Collected 8 m, reported to 66 m.

DISTRIBUTION (Almeida & Coelho 2008; Coelho *et al.* 2008). — **Western Atlantic**. Colombia, Brazil (from Maranhão to São Paulo). Lesser Antilles ICA (Guadeloupe).

REMARK

First record for Guadeloupe and for Lesser Antilles.

Coryrhynchus riisei (Stimpson, 1860)
(Fig. 2M)

Podochela riisei Stimpson, 1860: 196 (St Thomas). — Aurivillius 1889: 34 (St Barthélemy). — A. Milne-Edwards 1873-1880: 193 (St Thomas, Guadeloupe). — Rathbun 1925: 33 (St Thomas); 1933: 7 (St Thomas). — Williams 1984 (Trinidad). — Marcano & Bolaños 2001: 73 (Margarita). — Carré 2005: 23 (Martinique).

Driope falcipoda Desbonne, in Desbonne & Schramm, 1867: 2 (Guadeloupe).

Podochela spatulifrons A. Milne-Edwards, 1873-1880: 192 (Guadeloupe).

Pisosoma riisei – Schmitt 1935: 188 (St Thomas).

Coryrhynchus riisei – Coelho 2006: 4 (St Thomas).

MATERIAL EXAMINED. — **Guadeloupe**. KARUBENTHOS 2012, 1 sp. MNHN-IU-2013-6610 (lot JL625), st. GD17, 30 m; 1 sp. MNHN-IU-2013-4139 (lot JL893), st. GD33, 130 m; 1 ♀ juv. MNHN-IU-2013-5917 (lot JL902), st. GR29, 20 m.

DIAGNOSIS. — Rostrum hood-shaped, hollow beneath. Fingers of mature male narrowly gaping. Last leg about one and a half times as long as carapace. Dactyli of legs falcate, that of second leg contained two and a half or more times in the length of the propodus.

HABITAT. — On seagrass *Halophila stipulacea*, among hydroids, on loose rubble and rocks, on sand-mud and sand-calcareous algae bottoms. Collected 20-130 m, reported 1-140 m.

DISTRIBUTION. — **Western Atlantic**. North Carolina, Florida, Bermuda, Gulf of Mexico, Honduras, Brazil (Paraíba, Pernambuco and Rio de Janeiro). Lesser Antilles VI (St Thomas), ICA (St Barthélemy, Guadeloupe, Martinique, Trinidad), IOV (Margarita).

REMARKS

Felder *et al.* (2009, note 280) indicate that a few specimens from the Gulf of Mexico are problematic, exhibiting character states intermediate between *C. riisei* and *C. algicola*.

Coryrhynchus sidneyi (Rathbun, 1924)
(Fig. 2N)

Podochela sidneyi Rathbun, 1924a: 1 (type locality: off Cape Hatteras, North Carolina).

MATERIAL EXAMINED. — **Guadeloupe**. KARUBENTHOS 2012, 1 ♂ MNHN-IU-2013-4064 (lot JL970-2), st. GD35, 66 m; 1 ♂ MNHN-IU-2013-5968 (lot JL44), st. GR12, 21 m; 1 ♂ MNHN-IU-2013-5937 (lot JL1260), st. GR40, 53 m.

DIAGNOSIS. — Dactyl of last three legs elongated more than half as long as their respective propodites. Palm of adult male very slightly inflated. Sternal segments of male forming flat, sharp-edged plates.

HABITAT. — Rocky sublittoral, reef environment. Collected 21-66 m, reported 1-187 m.

DISTRIBUTION. — **Western Atlantic**. Off Cape Hatteras, North Carolina, Gulf of Mexico. Cuba. In Lesser Antilles ICA (Guadeloupe).

REMARK

This is a first record for Guadeloupe and for Lesser Antilles.

Ericerodes gracilipes (Stimpson, 1871)
(Fig. 3A)

Podochela gracilipes Stimpson, 1871: 126 (type locality: west of Tortugas, Pacific and Carysfort Reefs, Florida) — Rathbun 1925: 47, pl. 17 (Barbados).

MATERIAL EXAMINED. — **Guadeloupe**. KARUBENTHOS 2012, 1 ov. ♀ 8.3 × 4.8 mm MNHN-IU-2013-4199 (lot JL973-2; first identification as *Podochela* sp.; in loan with D. Felder, April 2014), st. GD35, 66 m.

DIAGNOSIS. — Rostrum long, spiniform, unarmed. Carapace much constricted behind orbits. Fingers widely gaping in adult male. Legs filiform.

HABITAT. — On corals, calcareous algae, hard substrate, rubble and soft bottoms. Collected 66 m, reported 2-120 m.

DISTRIBUTION. — **Western Atlantic**. Off Cape Lookout, North Carolina, Gulf of Mexico, Colombia, Surinam, Brazil. Lesser Antilles ICA (Guadeloupe, Barbados).

REMARK

This is a first record for Guadeloupe. This specimen was initially in a lot of '*Podochela* spp.'. It has been sent to D. Felder (April 2014) for further studies, including molecular sequencing.

Eucinetops blakianus Rathbun, 1896
(Fig. 3B)

Eucinetops blakiana Rathbun, 1896: 141 (type locality: Port Royal, Jamaica); 1936: 379-388 (Bonaire. Not seen: from Rodríguez 1980; Coelho 1999).

MATERIAL EXAMINED. — **Guadeloupe**. KARUBENTHOS 2012, 1 ♂, 1 ov. ♀ MNHN-IU-2013-4191, st. GB01, 6 m; 1 ♀ with *Sacculina*, MNHN-IU-2013-14659 (lot JL563-4), st. GB09, 6 m.

DIAGNOSIS. — Rostral horns broad, triangular, tipped with a spine. Finger of male not gaping. Carapace width behind postorbital spine three-fourths of branchial width.

HABITAT. — Sampling was made by brushing rock and rubles in baskets. Collected at 6 m, reported previously at 3-4 m (Coelho 1999).

DISTRIBUTION (Rathbun 1925; Coelho 1999). — **Western Atlantic**. Bahamas, Jamaica, Puerto Rico. Lesser Antilles ICA (Guadeloupe), IOV (Bonaire).

REMARK

First report for Guadeloupe and for Lesser Antilles (ICA) but already reported from Bonaire (cf. Rathbun 1936).




FIG. 3. — Inachidae MacLeay, 1838: **A**, *Ericerodes gracilipes* (Stimpson, 1871), 1 ov. ♀ 8.3 × 4.8 mm MNHN-IU-2013-4199, st. GD35, 66 m; **B**, *Eucinetops blakianus* Rathbun, 1896, 1 ov. ♀ MNHN-IU-2013-4191, st. GB01, 6 m; **C**, *Podochela curvirostris* (A. Milne-Edwards, 1879), 1 sp. MNHN-IU-2013-19105? KARUBENTHOS 2015, st. CP4623, 26/06/2015, 15°55.72'N, 61°31.02'W, 182-217 m; **D**, *Podochela grossipes* Stimpson, 1860, 1 ♂ MNHN-IU-2013-4135, st. GD50, 22 m; **E**, *Podochela macrodera* Stimpson, 1860, 1 ♂ MNHN-IU-2013-6613, st. GM11, 1 m. *Stenorhynchinae* Dana, 1851; **F**, *Stenorhynchus seticornis* (Herbst, 1788), 1 ♀ MNHN-IU-2013-4062, st. GR01, 3 m; **G**, *Stenorhynchus yangi* Goeke, 1989, 1 sp. no MNHN (lot JL314), st. GN11, 140 m. Inachoididae (Guinot, 2012): **H**, **I**, *Aepinus septempinosus* (A. Milne-Edwards, 1878), 1 ♀ ov. 5.8 × 4.1 mm MNHN-IU-2013-11301, st. GD02, 80 m; **J**, *Collodes trispinosus* Stimpson 1891, 1 ♀ MNHN-IU-2013-4197 (lot JL973-1), st. GD35, 66 m; **K**, *Euprognatha gracillipes* A. Milne-Edwards, 1878, 1 sp. MNHN-IU-2013-19060? KARUBENTHOS 2015, st. DW4613, 25/06/2015, 16°24.16'N, 60°50.1'W, 210-240 m; **L**, *Euprognatha rastellifera* Stimpson, 1871, 1 ♂ 8.4 × 6.2 mm MNHN-IU-2013-4120, st. GD17, 30 m; **M**, *Pyromaia acanthina* Lemaitre, N. H. Campos & Bermúdez, 2001, 1 ♀ ov. 12.9 (without rostrum) × 8.8 mm, MNHN-IU-2013-5931, st. GN04, 150 m.

Podochela curvirostris (A. Milne-Edwards, 1879)
(Fig. 3C)

Anisonotus curvirostris A. Milne-Edwards, 1879 (1873-1880): 196 (type localities: Barbados and near Havana); 1880: 10 (Montserrat, St Vincent, Grenadines, Barbados). — A. Milne-Edwards & Bouvier 1923: 364 (Montserrat, St Vincent, Grenadines, Barbados).

Podochela curvirostris – Rathbun 1925: 50 (Barbados, Grenadines-Carriacou).

MATERIAL EXAMINED. — Guadeloupe. KARUBENTHOS 2012, 1 ♀ MNHN-IU-2013-4117 (lot JL813), st. GN20, 258 m.

DIAGNOSIS. — Rostrum terminating in a long arched spine. Postorbital tooth well developed. Bases of legs ornamented with laminiform

plates inclosing shallow cavities. Sternum of male formed of plates separated by deep grooves.

HABITAT. — On soft bottoms, rubble, shell sediment. Collected by trap and trawl at 182-258 m, reported between 134-448 m.

DISTRIBUTION. — **Western Atlantic.** Florida Straits, Cuba, Caribbean coast of Yucatan. Lesser Antilles ICA (Montserrat, Guadeloupe, Grenadines, Barbados).

REMARK

First record for Guadeloupe. This is a deep species also recognized (Fig. 3C) during KARUBENTHOS 2015 Expedition to Guadeloupe Island (st. CP4623, 26.IV.2015, 15°55.72'N, 61°31.02'W, 182-217 m; Poupin & Corbari in press).

Podochela grossipes Stimpson, 1860
(Fig. 3D)

Podochela grossipes Stimpson, 1860: 195 (type locality: St Thomas). — A. Milne-Edwards 1873-1880: 190 (St Thomas, St Lucia). — Aurivillius 1889: 34 (Martinique). — Doflein 1899: 178 (Martinique). — Rathbun 1925: 45 (St Thomas, Martinique, St Lucia). — Monod 1939: 561 (Guadeloupe). — Coelho 2006: 685 (Guadeloupe).

MATERIAL EXAMINED. — **Guadeloupe.** KARUBENTHOS 2012, 1 ♀ MNHN-IU-2013-4193, st. GB01, 6 m; 3 ♀ MNHN-IU-2013-4129 (lot JL669-1), st. GD16, 10 m; 1 ♀ MNHN-IU-2013-4119 (lot JL619-2), st. GD17, 30 m; 1 ♂ MNHN-IU-2013-4135 (lot JL1303), st. GD50, 22 m; 1 ♂ MNHN-IU-2013-5072 (lot JL434-3), st. GR12, 21 m; 1 ♀, MNHN-IU-2013-4121 (lot JL512), st. GR14, 27 m; 2 ♀ MNHN-IU-2013-4172 (lot JL891-5), st. GS20, 19 m; 1 sp. MNHN-IU-2013-4210 (lot JL888), st. GS21, 14 m; 1 ♂ MNHN-IU-2013-4613 (lot JL1514), st. GS39, 16 m.

DIAGNOSIS. — Rostrum short, triangular, acute. Last two pairs of legs with the penultimate article short, strongly curved, and the dactylus when closed forming an oval gape.

HABITAT. — Between algae, on the seagrass *Halophila stipulacea*, on rocky sublittoral with sessile epifauna. Collected 6-30 m, reported to 37 m.

DISTRIBUTION (Coelho 2006). — **Western Atlantic.** Colombia, Venezuela. Lesser Antilles VI (St Thomas), ICA (St Martin*, Guadeloupe, Martinique, St Lucia). *St Martin from unpublished fieldwork (UF31985-86, 12.IV.2012, coll. A. Anker/G. Paulay).

REMARK

This species seems to be common in the Lesser Antilles (ICA), already reported from several islands.

Podochela macrodera Stimpson, 1860
(Fig. 3E)

Podochela macrodera Stimpson, 1860: 196 (type localities: St Thomas and Key Biscayne, Florida). — A. Milne-Edwards 1873-1880: 191 (St Thomas, Guadeloupe). — Rathbun 1894: 50 (St Thomas); 1924b: 19 (Curaçao); 1925: 44 (St Thomas, St Martin, St Eustatius, Guadeloupe, Curaçao). — Coelho 2006: 685 (St Thomas). — Rodríguez 1980: 271 (Curaçao). — Marcano & Bolaños 2001: 72 (Cuba). — Hernández-Ávila *et al.* 2007: 44 (Cubagua).

MATERIAL EXAMINED. — **Guadeloupe.** KARUBENTHOS 2012, 1 ♀ MNHN-IU-2013-4118 (lot JL619-1), st. GD17, 30 m; 1 ♂ MNHN-IU-2013-13086 (lot JL1287-2), st. GD51, 15 m; 1 ♂ MNHN-IU-2013-6613 (JL649), st. GM11, 1 m; 1 ♂ MNHN-IU-2013-4212, st. GS05, 22 m.

DIAGNOSIS. — Rostrum short, thick, sub triangular. Fingers of adult male widely gaping. Distal ends of propodites of ambulatory legs curved.

HABITAT. — In algae *Halophila stipulacea*, *Thalassia* and corals. Collected 1-30 m; reported to 91 m.

DISTRIBUTION. — **Western Atlantic.** Florida, Bahamas, Puerto Rico, Cuba, Honduras. Lesser Antilles VI (St Thomas), ICA (St Martin, St Eustatius, Guadeloupe), IOV (Cubagua, Curaçao).

Family INACHOIDIDAE Dana, 1851

Aepinus septemspinosus (A. Milne-Edwards, 1878)
(Fig. 3H-I)

Apocremnus septemspinosus A. Milne-Edwards, 1878 (1873-1880): 185 (type locality: Florida Strait).

Aepinus septemspinosus – Rathbun 1925: 92 (St Thomas).

MATERIAL EXAMINED. — **Guadeloupe.** KARUBENTHOS 2012, 1 ♀ ov. 5.8 × 4.1 mm MNHN-IU-2013-11301 (lot JL217; first identification as '*Podochela sp.*' ex. MNHN-5484, in loan with D. Felder April 2014), st. GD02, 80 m.

DIAGNOSIS. — Rostral projections lobiform. Seven dorsal capitate spines. A postocular tooth.

HABITAT. — On coral, rubble, shell bottoms, calcareous algae and hard substrate; occasionally on detritus or mud bottoms. Collected at 80 m, reported 10-85 m.

DISTRIBUTION. — **Western Atlantic.** South Cape Lookout, North Carolina, Straits of Florida, Bahamas Banks, Puerto Rico, Gulf of Mexico, Brazil. Lesser Antilles VI (St Thomas), ICA (St Martin*, Guadeloupe). *St Martin from unpublished fieldwork (19.IV.2012, UF32285, coll. A. Anker/G. Paulay).

REMARK

First record for Guadeloupe. This specimen was pre-identified as '*Podochela sp.*' during the workshop at Besse-et-Saint-Anastaise. It was sent to D. Felder (April 2014) for further studies, including molecular biology.

Batrachonotus fragosus Stimpson, 1871

Batrachonotus fragosus Stimpson, 1871: 122 (type locality: south of Tortugas). — Rathbun 1925: 123 (St Thomas, Curaçao). — Monod 1939: 566 (Guadeloupe).

MATERIAL EXAMINED. — **Guadeloupe.** KARUBENTHOS 2012, 1 ov. ♀ MNHN-IU-2013-5920 (lot JL1287-1), st. GD51, 15 m.

DIAGNOSIS. — Postorbital tooth small, not nearly reaching end of eye. A large tooth at middle of immovable finger of male. Antennal spines subparallel.

HABITAT. — On mud, sand, and broken-coral and shell bottom. Collected 15 m, reported 1-247 m.

DISTRIBUTION. — **Western Atlantic.** Cape Hatteras, North Carolina to southern and western Florida, Cuba, Jamaica, Puerto Rico, Colombia, Venezuela, Brazil. Lesser Antilles VI (St Thomas), ICA (Guadeloupe), IOV (Curaçao).

REMARK

No photograph was available for this species but it is illustrated in Rathbun (1925) and Williams (1984). The later author comments on the validity of *Batrachonotus brasiliensis* Rathbun, 1894, an affiliated species currently in synonymy with *B. fragosus*.

Subfamily INACHOIDINAE Dana, 1851

Collodes trispinosus Stimpson, 1871
(Fig. 3J)

Collodes trispinosus Stimpson, 1871: 120 (type localities: off Quick-sands, Carysfort Reef, and French Reef, Florida).

Collodes depressus – A. Milne-Edwards & Bouvier 1923: 371 (Barbados).

MATERIAL EXAMINED. — **Guadeloupe.** KARUBENTHOS 2012, 1 ♀ MNHN-IU-2013-4197 (lot JL973-1), st. GD35, 66 m.

DIAGNOSIS. — Three long slender, median spines. Rostral spines slender, longer than broad. Female abdomen covered with, large, depressed granules.

HABITAT. — On sands of various coarseness, broken shell and gravel bottoms. Collected 66 m, reported 7-247 m.

DISTRIBUTION. — **Western Atlantic.** North Carolina, Florida, Gulf of Mexico, Colombia, Brazil. Lesser Antilles ICA (Guadeloupe, Barbados).

REMARKS

First record for Guadeloupe but the species was already reported from Barbados as *Collodes depressus* A. Milne-Edwards, 1878, a junior synonym of *C. trispinosus*.

Euprognatha gracilipes A. Milne-Edwards, 1878
(Fig. 3K)

Euprognatha gracilipes A. Milne-Edwards, 1878 (1873-1880): 184 (type locality: 23°32'N, 88°05'W, North of Yucatán Peninsula); 1880: 7 (St Croix, Dominica, Barbados). — A. Milne-Edwards & Bouvier 1923: 375 (St Croix, Dominica, Barbados). — Rathbun 1925: 101 (St Croix, Barbados).

MATERIAL EXAMINED. — **Guadeloupe.** KARUBENTHOS 2012, 1 ♂, 2 ov. ♀ MNHN-IU-2013-13092, st. GD69, 60 m.

DIAGNOSIS. — Antennal spines nearly or quite as advanced as the front and subparallel to each other. Interantennular spine short. Regions surmounted by a spine. Sternum forming a wide crenate border around the posterior portion of the carapace.

HABITAT. — On rocky, rubble, sand, shell, coral bottoms, and calcareous algae. Collected 60-240 m, reported 51-368 m.

DISTRIBUTION. — **Western Atlantic.** South Florida, Gulf of Mexico, Cuba, Puerto Rico, Brazil. Lesser Antilles VI (St Croix), ICA (Guadeloupe, Dominica, Barbados).

REMARKS

First record for Guadeloupe. This species also recognized on photo (cf. Fig. 3K) after KARUBENTHOS 2015 around Guadeloupe (1 sp. MNHN-IU-2013-19060, st. DW4613, 25.VI.2015, 16°24.16'N, 60°50.1'W, 210-240 m; Poupin & Corbari in press).

Euprognatha rastellifera Stimpson, 1871
(Fig. 3L)

Euprognatha rastellifera Stimpson, 1871: 123 (type locality: Florida Keys). — A. Milne-Edwards 1880: 7 (St Croix, Martinique, St Vincent, Barbados, Grenada). — A. Milne-Edwards & Bouvier 1923: 373 (St Croix, Guadeloupe, Martinique, St Vincent, Barbados, Grenada).

Euprognatha inermis A. Milne-Edwards, 1878 (1873-1880): 183 (Guadeloupe); 1880: 7 (St John/Norman-Flanagan Passage, Grenadines). — A. Milne-Edwards & Bouvier 1923: 374 (Guadeloupe, Grenadines).

Euprognatha acuta A. Milne-Edwards, 1880: 7 (St Kitts, St Vincent, Grenadines, Grenada); 1873-1880: 348 (St Kitts, St Vincent, Barbados). — A. Milne-Edwards & Bouvier 1923: 376 (St Kitts, St Vincent, Grenadines, Barbados).

Euprognatha rastellifera acuta – Rathbun 1925: 96 (St Kitts, Martinique, Barbados, Grenada).

MATERIAL EXAMINED. — **Guadeloupe.** KARUBENTHOS 2012, 2 ♂ MNHN-IU-2013-5484 (lot JL217), st. GD02, 80 m; 1 ♀ ov. MNHN-IU-2013-5587 (lot JL586a), st. GD13, 5 m; 1 ♂ MNHN-IU-2013-4131 (lot JL669-2), st. GD16, 10 m; 1 ♂ MNHN-IU-2013-4137 (lot JL620), 2 ♂, 2 ♀ MNHN-IU-2013-4120 (lot JL619-3), st. GD17, 30 m; 1 juv. MNHN-IU-2013-5662, st. GD21, 40 m; 1 ♀ ov. MNHN-IU-2013-5421 (lot JL1064), st. GD37, 60 m.

DIAGNOSIS. — Antennal spines nearly or quite as advanced as the front and directed obliquely forward. Interantennular spine equaling or surpassing the front. Four principal regions of carapace each surmounted by a spine or tubercle.

HABITAT. — Mud, sand, rubble and shell bottoms. Collected 5-80 m, reported previously between 81-708 m.

DISTRIBUTION. — **Western Atlantic.** From off Nantucket Island (Massachusetts), to Straits of Florida. Southern part of Gulf of Mexico, Cuba, Puerto Rico, Colombia, Brazil. Lesser Antilles VI (St John, Norman), ICA (St Kitts, Guadeloupe, Martinique, St Vincent, Barbados, Grenadines, Grenada).

REMARK

Euprognatha acuta A. Milne-Edwards, 1880 is listed as a valid species in WoRMS but the differences with *E. rastellifera* s.s. are not clear (Williams 1984; Felder *et al.* 2009, note 291). Without comparative material no effort is made herein to separate these two species/subspecies. The specimens have been sent to D. Felder (April 2014) for further analysis, including

molecular biology (MNHN-IU-2013-4120, 4131, 4137, 5421, 5587, 5662).

Pyromaia acanthina

Lemaitre, N. H. Campos & Bermúdez, 2001
(Fig. 3M)

Pyromaia acanthina Lemaitre, N. H. Campos & Bermúdez, 2001: 765 (type locality: 11°23'25.2"N, 74°12'3.6"W, Caribbean coast of Colombia).

MATERIAL EXAMINED. — Guadeloupe. KARUBENTHOS 2012, 1 ♀ ov. 12.9 (without rostrum) × 8.8 mm, MNHN-IU-2013-5931 (lot JL173), st. GN04, 150 m.

DIAGNOSIS. — Carapace with prominent spines. Meri, carpi, and propodi of ambulatory legs with numerous small spines. A key of *Pyromaia* species is in Lemaitre *et al.* (2001).

HABITAT. — Not indicated during KARUBENTHOS 2012 nor in the original description. Collected 150 m, reported 196–321 m.

DISTRIBUTION (Lemaitre *et al.* 2001). — Caribbean coast of Colombia. Now also Lesser Antilles ICA (Guadeloupe).

REMARKS

This is a first record for Guadeloupe and Lesser Antilles. This specimen was recorded as *Gen. sp.* after Besse 2013 workshop. It was re-examined by the second author in MNHN, December 2015. It is somewhat intermediate between *Pyromaia propinqua* Chace, 1940 and *P. acanthina* Lemaitre, N. H. Campos & Bermúdez, 2001. The dorsal margin of the rostrum has a few spines and the spines on lateral margin of carapace are reduced (as in *P. propinqua*) but median spines of carapace (meso and metagastric, cardiac and intestinal) are long and there are minute spines on the ambulatory legs (reduced on carpi), as in *P. acanthina*. Male first pleopod is very distinctive for these two *Pyromaia* species (cf. Lemaitre *et al.* 2001, fig. 5a-c) but cannot be checked on female specimen examined. *Pyromaia* ‘*acanthina*’ has been also tentatively recognized from photos during KARUBENTHOS 2015, between 111–660 m (Poupin & Corbari in press).

Subfamily STENORHYNCHINAE Dana, 1851

Stenorhynchus seticornis (Herbst, 1788)
(Figs 3F, 4A)

Cancer seticornis Herbst, 1788 (1782-1804): 229; 27 (Guadeloupe).

Cancer sagittarius Fabricius, 1793: 442 (Guadeloupe).

Leptopodia sagittaria – H. Milne Edwards 1834-1840: 321 (Antilles). — Desbonne in Desbonne & Schramm 1867: 1 (Guadeloupe). — A. Milne-Edwards 1880: 6 (St Croix, St John/Norman-Flanagan Passage, Barbados). — A. Milne-Edwards & Bouvier 1923: 361 (St Croix, St John/Norman-Flanagan Passage, Barbados).

Leptopodia sagittaria var. *modesta* – A. Milne-Edwards 1873-1880: 172 (Martinique).

Stenorhynchus seticornis – Rathbun 1924b (Curaçao); 1925: 18 (St Thomas, St Martin, Dominica, Curaçao); 1933: 6 (St Thomas, St Croix). — Monod 1939: 561 (Guadeloupe). — Chace 1956: 159, Los Roques. — Rodríguez 1980: 270 (Cubagua, Tortuga). — Scelzo & Varela 1988: 37 (Blanquilla). — Goeke 1989: 626 (St Thomas, Barbados, Grenada, Trinidad, Curaçao). — Hernández *et al.* 1999: table 2 (Margarita). — Marcano & Bolaños 2001: 72 (Cubagua). — Lira 2004: table 1 (Tortuga). — Carré 2005: 23 (Martinique). — Tagliafico *et al.* 2005: table 1 (Los Frailes near Margarita). — Hernández-Ávila *et al.* 2007: table 1 (Cubagua). — Questel 2014: 13 (St Barthélemy).

MATERIAL EXAMINED. — Guadeloupe. KARUBENTHOS 2012, 1 ♀ MNHN-IU-2013-6636 st. GB17, 13 m; 1 ♀ MNHN-IU-2013-6637 (lot JL1480), st. GB33, 50 m; 2 ♀ MNHN-IU-2013-4059, st. GD21, 40 m; 1 ♀ MNHN-IU-2013-4434 (lot JL753), st. GD26, 60 m; 1 ♂ MNHN-IU-2013-6682 (lot JL929), st. GD31, 85 m; 1 ♀ MNHN-IU-2013-6679 (lot JL979), st. GD35, 66 m; 2 ♀ MNHN-IU-2013-4182 (lot JL1377), st. GD59, 88 m; 1 ♂ (with *Sacculina*) MNHN-IU-2013-5956, st. GD69, 60 m; 1 ♂ MNHN-IU-2013-4174 (lot JL1386), st. GM33, 6 m; 2 juv. no MNHN (lot JL492), st. GM09, 1 m; 1 ♀ MNHN-IU-2013-6686 (lot JL1029), st. GN26, 130 m; 1 ♂ MNHN-IU-2013-5930 (lot JL104), st. GR02, 20 m; 1 ♀ MNHN-IU-2013-6635 (lot JL1138), st. GR37, 16 m; 1 ♂ MNHN-IU-2013-4547 (lot JL526), st. GS10, 23 m; 1 ♀ MNHN-IU-2013-5919, st. GS20, 19 m.

ADDITIONAL SPECIMENS (identified as *S. debilis* based on the presence of a small spine at tip of basal antennal article; see Remarks). — Guadeloupe. KARUBENTHOS 2012, 2 ♂, 2 ♀ MNHN-IU-2013-6634 (lot JL626), st. GD17, 30 m; 2 ♀ MNHN-IU-2014-12827, st. GD21, 40 m; 1 ♀ MNHN-IU-2013-4063 (lot JL970-1), st. GD35, 66 m; 1 ♀ MNHN-IU-2013-6633 (lot JL650), st. GN16, 75 m; 1 ♀ MNHN-IU-2013-4060 (lot JL817), st. GN21, 150 m; 1 ♀ MNHN-IU-2013-4062 (lot JL12), st. GR01, 3 m; 2 ♂, 1 ♀ MNHN-IU-2013-6632 (lot JL370-1), st. GR11, 13 m; 2 ♂ MNHN-IU-2013-4061 (lot JL731), st. GR23, 20 m; 2 ♂, 1 ♀ MNHN-IU-2013-6631 (lot JL466), st. GS09, 11 m; 3 sp. MNHN-IU-2013-4154 (JL891-4), st. GS20, 19 m.

DIAGNOSIS. — Carapace naked, rostrum covered with short dense felt and setae, becoming longer and thicker distally (Fig. 4A). No spines at distal end of basal antennal article, single inter-antennular spine directed posteriorly. Chelipeds hairy, palms from three to four times length of fingers in mature males, not as stout in females. Merus of third maxiliped normally with small spine on anterodistal angle. Pereopods, abdomen, and sternum bearing short pubescence.

HABITAT. — On *Thalassia*, *Syringodium* and *Halophila stipulacea* seagrass beds. Among and on the roots of *Rhizophora mangle*. On rocky, coral, sandy, rubble, pebble bottoms. Collected 1–150 m, reported to 336 m but specimens collected deeper than 100 m usually belong to *S. yangi* (see Goeke 1989).

DISTRIBUTION. — Western Atlantic. Bermuda, North Carolina, Florida, Jamaica, Bahamas, Puerto Rico, Mexico, Belize, Colombia, Venezuela, Brazil, Argentina. Lesser Antilles VI (St Thomas, St Croix, St John, Norman), ICA (St Martin*, St Barthélemy, Guadeloupe, Dominica, Martinique, Barbados), IOV (Los Frailes, Margarita, Cubagua, Blanquilla, Tortuga, Los Roques, Curaçao). *St Martin, from unpublished fieldwork (12.IV.2012, UF31984, coll. A. Anker/G. Paulay).

REMARKS

Species very common in Lesser Antilles. Type-locality uncertain, perhaps Guadeloupe (cf. Rathbun 1925: footnote 12;

Goeke 1989). A neotype is designated from Curaçao by Goeke (1989: 622, UNSM 42956). During the workshop in Besse-et-Saint-Anastaise (2013) several specimens were pre-identified as *Stenorhynchus debilis* (Smith, 1871), a geminate species of *S. seticornis* in the eastern Pacific. All of them have a small spine at end of basal article of antenna, as illustrated in Rathbun (1925: fig. 4), and therefore should be attributed to *S. debilis* for which Rathbun (1925: 19) has indicated “this species has at times been united with *seticornis* but the anterior spine of the basal antennal article separates it specifically”. We are reluctant to report in this work a species from the eastern Pacific until more observation is made to more clearly separate it from the Atlantic *S. seticornis*, including molecular biology. However, there is the possibility that *Stenorhynchus debilis* is currently invasive in the Lesser Antilles as observed for other Decapoda such as *Charybdis hellerii* (A. Milne-Edwards, 1867) (cf. Lemaitre 1995; Tavares & Braga de Mendonça 1996).

Stenorhynchus yangi Goeke, 1989
(Figs 3G, 4B)

Stenorhynchus yangi Goeke, 1989: 630 (type locality: 33°49'N, 76°43'W, North Carolina; also Barbados). — Poupin 1994: 45 (Guadeloupe).

MATERIAL EXAMINED. — Guadeloupe. KARUBENTHOS 2012, 2 sp. MNHN-IU-2014-12828 (lots JL314, JL315), st. GN11, 140 m; 1 sp. MNHN-IU-2014-12829 (lot JL1384), st. GD58, 95 m; 1 sp. MNHN-IU-2013-6629 (lot JL340), st. GN09, 140 m; 1 sp. MNHN-IU-2013-4065 (lot JL313), st. GN07, 150 m.

DIAGNOSIS. — Carapace naked, rostrum devoid of setae; no spines at distal end of basal antennal article; inter-antennular septum without posteriorly directed spinous process; chelipeds hairy, palm only twice length of movable fingers in males, 1.5 to 2 times length of dactyl in females. Merus of third maxilliped with vestigial spine at anteromedial angle. Ambulatory legs, abdomen and sternum without pubescence. Regions of carapace well defined and inflated.

HABITAT. — On mud and silt bottoms, on coral pieces. Collected 95–150 m, reported 31–450 m (450 m, from Poupin 1994).

DISTRIBUTION (Goeke 1989). — Western Atlantic. From Martha's Vineyard, Florida, Gulf of Mexico, Grand Cayman, Puerto Rico, Dominican Republic to Suriname. Lesser Antilles ICA (Guadeloupe, Barbados).

REMARK

Goeke (1989) must be consulted for full synonymy, description and ecology of this species. Usually *S. yangi* is collected deeper than *S. seticornis*.

Family MITHRACIDAE MacLeay, 1838 (*sensu stricto*)
following Windsor & Felder (2014)

Damithrax hispidus (Herbst, 1790)
(Fig. 5K)

Cancer hispidus Herbst, 1790 (1782–1804): 245 (type locality: not indicated).




FIG. 4. — Comparison of rostrum in *Stenorhynchus* Lamarck, 1818 species: **A**, *Stenorhynchus seticornis* (Herbst, 1788), rostrum with setae, specimen from Martinique, coll. R. Ferry XI.2015, 10–20 m (University of Fort de France); **B**, *Stenorhynchus yangi* Goeke, 1989, rostrum without setae, 1 specimen from Guadeloupe KARUBENTHOS 2012, lot JL314 (no MNHN, photo only), st. GN11, 140 m.

Mithrax hispidus – H. Milne Edwards 1834–1840: 322 (Antilles). — Desbonne in Desbonne & Schramm 1867: 7 (Guadeloupe). — A. Milne-Edwards 1873–1880: 93 (Guadeloupe, Martinique). — Rathbun 1924b: 20 (Curaçao).

Mithrax laevimanus Desbonne in Desbonne & Schramm, 1867: 7 (Guadeloupe). — A. Milne-Edwards 1873–1880: 94 (Guadeloupe).

Mithrax depressus A. Milne-Edwards, 1873–1880: 96 (Guadeloupe).

Mithrax carribbaeus – Rathbun 1920: 23 (St Thomas); 1924b: 20 (Curaçao); 1925: 409 (St Thomas, Barbados, Curaçao); 1933: 30 (St Croix). — Holthuis 1959: 76 (St Martin). — Hernández *et al.* 1999: table 2 (Margarita). — Marcano & Bolaños 2001: 78 (Cubagua). — Carré 2005: 23 (Martinique). — Tagliafico *et al.* 2005: table 1, Margarita (Los Frailes). — Hernández-Ávila *et al.* 2007: table 1 (Cubagua).

Mithrax (Mithrax) hispidus – Rathbun 1925: 406 (Guadeloupe, Curaçao). — Scelzo & Varela 1988: 37 (Blanquilla). — Wagner 1990: 17 (St Thomas, St Martin, Guadeloupe, Martinique, Bonaire, Klein Bonaire, Curaçao, Aruba, Tobago). — García *et al.* 1998: 27 (Isla de Aves). — Carré 2005: 23 (Martinique). — Lira *et al.* 2013: table 1 (Isla de Aves, Los Testigos, Margarita, Coche, Cubagua, Los Roques).

Mithrax (Mithrax) laevimanus – Rathbun 1925: 419 (Guadeloupe)

MATERIAL EXAMINED. — **Guadeloupe.** KARUBENTHOS 2012, 2 ♀ MNHN-IU-2013-4559 (lot JL1067-3), st. GB20, 1 m; 1 juv. without chelae, MNHN-IU-2013-4980 (JL1256-4), st. GB24, 25 m; 1 ♀ MNHN-IU-2013-4954 (lot JL1134), st. GD39, 1 m; 1 ♀ juv., MNHN-IU-2013-14663 (lot JL36-3), st. GM02, 1 m; 1 ♀ MNHN-IU-2013-6621 (lot JL704), st. GM11, 1 m; 1 ♂ MNHN-IU-2013-6728 (lot JL377), st. GR11, 13 m.

DIAGNOSIS. — Three antero-lateral branchial spines, the anterior one of which is bifid, and a postero-lateral spine. Rostral sinus distinctly U-shaped, as wide or nearly as wide as either horn. Two spines on anterior margin of arm, carpus almost smooth (see Windsor & Felder 2009, fig. 2a).

HABITAT. — Rock, sand and mud bottoms; on serpulids, hydroids, sponges, corals, seagrass, algae, *Rhizophora mangle*. Collected 1–25 m, reported to 65 m.

DISTRIBUTION. — **Western Atlantic.** Delaware Bay, Bermuda, Bahamas, Cuba, Jamaica, Haiti, Dominican Republic, Gulf of Mexico, Gulf of Panamá, Colombia, Venezuela, French Guiana, Brazil. Lesser Antilles VI (St Thomas, St Croix), ICA (St Martin, Guadeloupe, Isla de Aves, Martinique), IOV (Los Testigos, Los Frailes, Coche, Margarita, Cubagua, Blanquilla, Los Roques, Bonaire, Curaçao, Aruba).

REMARKS

Genus *Damithrax* and Mithracinae elevated to Mithracidae from Windsor & Felder (2014). Other synonymies from WoRMS (2016). *Damithrax hispidus* forms a species complex with *D. pleuracanthus* (Stimpson, 1871) and *D. tortugae* (Rathbun, 1920) and these species can be difficult to recognize, especially for juveniles. Wagner (1990) consider that the two later are synonyms of *D. hispidus* while Windsor & Felder (2009) separate them by using both molecular biology and morphological characters.

Damithrax pleuracanthus (Stimpson, 1871) (Fig. 5 L)

Mithrax pleuracanthus Stimpson, 1871: 116 (type locality: Key West, Tortugas; also St Thomas). — A. Milne-Edwards 1873–1880: 95 (Guadeloupe, Martinique). — Rathbun 1924b: 20 (Curaçao). — Scelzo & Varela 1988: 37 (Blanquilla).

Mithrax (Mithrax) pleuracanthus – Rathbun 1925: 411 (St Thomas, St Martin, Curaçao). — Lira *et al.* 2013: table 1 (Los Roques).

MATERIAL EXAMINED. — **Guadeloupe.** KARUBENTHOS 2012, 1 ♀ juv. MNHN-IU-2013-13083 (lot JL457-2), st. GB06, 23 m; 1 ♀ juv., MNHN-IU-2013-14658 (lot JL563-3), st. GB09, 6 m; 2 ♂ juv., MNHN-IU-2013-13090 (lot JL1287-6), st. GD51, 15 m; 1 ♀ juv. MNHN-IU-2013-14651 (lot JL55-3), st. GR01, 3 m; 1 ♂ MNHN-IU-2013-5950 (lot JL88), 1 ♀ juv. MNHN-IU-2013-13080 (JL84-2), st. GR02, 20 m.

DIAGNOSIS. — Of the four lateral protuberances of the carapace, the last is spiniform, the others tuberculated; second branchial tubercle reduced in size. A small postero-lateral tubercle. Rostral sinus V-shaped in the young, U-shaped in the old. A tuberculated spine on anterior margin of arm, carpus slightly granulous (see Windsor & Felder, 2009, fig. 2b).

HABITAT. — Found in rocky infra-littoral, sand bottoms, *Thalassia* and *Syringodium* meadows. Collected between 3–23 m reported to 51 m.

DISTRIBUTION. — Must be revised because the species was sometimes treated as a synonym of *D. hispidus*. From Rathbun (1925), North Carolina, Bahamas, Gulf of Mexico and Caribbean Sea. In Lesser Antilles VI (St Thomas), ICA (St Martin, Guadeloupe, Martinique), IOV (Blanquilla, Los Roques, Curaçao).

REMARKS

Wagner (1990) considers *Damithrax pleuracanthus* as a ‘smooth’ form of *D. hispidus* but the two species are separated by Windsor & Felder (2009).

Damithrax tortugae (Rathbun, 1920) (Fig. 5M)

Mithrax tortugae Rathbun, 1920: 23 (type locality: Tortugas). — Rodríguez 1980: 285 (Curaçao). — Carré 2005: 23 (Martinique).

Mithrax (Mithrax) tortugae – Rathbun 1924b: 20 (Curaçao); 1925: 417 (Curaçao).

MATERIAL EXAMINED. — **Guadeloupe.** KARUBENTHOS 2012, 1 ♂ juv. MNHN-IU-2013-5948 (lot JL1508), st. GB36, 16 m; 1 ♂ juv. MNHN-IU-2013-5925 (lot JL506), st. GR14, 27 m; 1 ♂ MNHN-IU-2013-6753 (lot JL1098), st. GR35, 15 m; 1 ♀ MNHN-IU-2013-6625 (lot JL1510), st. GR55, 19 m.

DIAGNOSIS. — No spine or tubercle on postero-lateral margin, but a tubercle above the margin. Rostral sinus V-shaped, horns very wide. Two tubercles or blunt spines on anterior margin of arm. One high tubercle on anterior margin of arm, carpus almost smooth (see Windsor & Felder 2009, fig. 2c).

HABITAT. — Mainly on coral reefs. Collected 15–28 m, no deep range reported previously.

DISTRIBUTION (Rathbun 1925; Melo 1996). — The distribution must be revised because the species was sometimes listed under *D. hispidus*. **Western Atlantic.** Bahamas, Florida Keys, Colombia, Brazil. Lesser Antilles ICA (?St Martin*, Guadeloupe, Martinique), IOV (Curaçao). *St Martin, with hesitation, from unpublished inventory (UF32493, 25.IV.2015, coll. & photo A. Anker/G. Paulay).

REMARK

First report for Guadeloupe. This is a species of the *Damithrax hispidus* species complex (see under *D. hispidus*).



FIG. 5. — Pisinae Dana, 1851: **A**, *Leptopisa setirostris* (Stimpson, 1871), 1 ♂ MNHN-IU-2013-4901, st. GD68, 33 m; **B**, *Macrocoeloma concavum* Miers, 1886, 1 ♂ MNHN-IU-2013-4901, st. GM34, 1 m; **C**, **D**, *Macrocoeloma diplacanthum* (Stimpson, 1860), 1 ♀ MNHN-IU-2013-6755, st. GD49, 3 m (D, showing bifid postero-lateral spine); **E**, *Macrocoeloma eutheca* (Stimpson, 1871), 1 ov. ♀ MNHN-IU-2013-13091, st. GD69, 60 m; **F**, *Macrocoeloma laevigatum* (Stimpson, 1860), 1 ♂ MNHN-IU-2013-5134 (lot JL1410), st. GD63, 20 m; **G**, *Macrocoeloma nodipes* (Desbonne, in Desbonne & Schramm 1867), 1 ♂ MNHN-IU-2013-4312, st. GB01, 6 m; **H**, *Macrocoeloma subparallelum* (Stimpson, 1860), 1 ♂ MNHN-IU-2013-4961, st. GM08, 1 m; **I**, **J**, *Macrocoeloma trispinosum* (Latreille, 1825), 1 ♂ MNHN-IU-2013-5951, st. GR39, 5 m. Mithracidae (Windsor & Felder, 2014): **K**, *Damithrax hispidus* (Herbst, 1790), specimen not retrieved in MNHN collection, st. GR15 (lot JL497), 11 m; **L**, *Damithrax pleuracanthus* (Stimpson, 1871), 1 ♂ MNHN-IU-2013-5950, st. GR20, 8 m; **M**, *Damithrax tortugae* (Rathbun, 1920), 1 ♂ juv. MNHN-IU-2013-5925, st. GR41, 28 m.

Hemus cristulipes A. Milne-Edwards, 1875
(Fig. 6C)

Hemus cristulipes A. Milne-Edwards, 1875: 88 (type locality: near Contoy, North of Yucatán). — Rathbun 1924b: 19 (Curaçao); 1925: 345 (Curaçao). — Hernández-Ávila *et al.* 2007: table 1 (Cubagua). — Lira *et al.* 2013: table 1 (Margarita, Cubagua).

MATERIAL EXAMINED. — Guadeloupe. KARUBENTHOS 2012, 1 ♀, 1 ♀ ov. MNHN-IU-2013-13085 (lot JL1258-2), st. GB24, 25 m; 1 ♀ MNHN-IU-2013-5668, st. GS11, 17 m.

DIAGNOSIS. — Tips of rostrum separated by a sinus wider than either tip. Cardiac region prominent. Margin of merus joints of legs faintly crenulated.

HABITAT. — On hard substrate and rubble. Collected 17-25 m, reported 15-69 m.

DISTRIBUTION. — **Western Atlantic.** North Carolina, Puerto Rico, Gulf of Mexico, Central America, Brazil. Lesser Antilles ICA (Guadeloupe), IOV (Margarita, Cubagua, Curaçao).

REMARK

First record for Guadeloupe. A key to the four species currently in the genus *Hemus* is in Windsor & Felder (2011).

Maguimithrax spinosissimus (Lamarck, 1818)
(Fig. 6B)

Maia spinosissima Lamarck, 1818: 241 (type locality: "Ile-de-France" which is Mauritius; erroneous).

Mithrax spinosissimus – H. Milne Edwards 1832: 12 (Martinique); 1834-1840: 321 (Antilles). — Desbonne *in* Desbonne & Schramm 1867: 4 (Guadeloupe). — A. Milne-Edwards 1873-1880: 100 (Guadeloupe). — Aurivillius 1889: 57 (St Barthélemy). — Wagner 1990: 14 (St Thomas, St Martin, Guadeloupe, Barbados, Curaçao, Bonaire). — García *et al.* 1998: table 1 (Isla de Aves). — Lira *et al.* 2013: table 1 (Isla de Aves, Los Roques). — Questel 2014: 13 (St Barthélemy).

Mithrax (Mithrax) spinosissimus – Rathbun 1925: 383 (St Thomas, St Martin, Guadeloupe, Martinique). — Marcano & Bolaños 2001: 77 (Los Roques). — Carré 2005: 23 (Martinique).

Mithrax hispidus – Doflein 1899: 179 (Martinique), not *M. hispidus* (Herbst).

MATERIAL EXAMINED. — **Guadeloupe.** KARUBENTHOS 2012, 1 ♀ MNHN-IU-2013-6628 (lot JL308-1), 1 ♀ MNHN-IU-2013-6630 (lot JL308-2), st. GR08, 22 m; 1 ♀ MNHN-IU-2013-6626 (lot JL742), st. GR23, 20 m; 1 ♂ MNHN-IU-2013-6627 (lot JL1244), st. GR41, 28 m.

DIAGNOSIS. — Large carapace without lateral angle. Three supraorbital spines between preorbital and postorbital spine. Fifth lateral spine in line with gastro-cardiac suture. No spine on basal antennal segment at articulation of next segment.

HABITAT. — Around rocks and rubble. Collected 20-28 m, reported 1-179 m.

DISTRIBUTION. — **Western Atlantic.** North Carolina, South Florida, Bahamas, Cuba, Jamaica, Dominican Republic, Puerto Rico, Colombia, Venezuela. Lesser Antilles VI (St Thomas), ICA (St Martin, St Barthélemy, Guadeloupe, Isla de Aves, Martinique, Barbados), IOV (Los Roques, Bonaire, Curaçao).

REMARK

This species is reported by Desbonne (1867) and A. Milne Edwards (1873-80) as sometimes of very big size and common around Guadeloupe and Martinique where it is caught by traps in deep waters. This species has been recently transferred from *Damithrax* to *Maguimithrax* (see Klompmaker *et al.* 2015).

Mithraculus cinctimanus Stimpson, 1860
(Fig. 6D)

Mithraculus cinctimanus Stimpson, 1860: 186 (type localities: Tortugas, St Thomas). — A. Milne-Edwards 1873-1880: 112 (St Thomas, Guadeloupe). — Rathbun 1924b: 21 (Curaçao). — Wagner 1990: 33 (St Thomas, Barbuda, Guadeloupe, Dominica, Barbados, Tobago, Bonaire, Curaçao). — Marcano & Bolaños 2001: 76 (Los Roques). — Tagliafico *et al.* 2005: table 1 (Los Frailes). — Lira *et al.* 2013: table 1 (Los Frailes, near Margarita, Los Roques).

Mithrax affinis Desbonne, *in* Desbonne & Schramm, 1867: 10 (Guadeloupe).

Mithrax (Mithraculus) cinctimanus – Rathbun 1925: 438 (St Thomas, St Martin, Antigua, Curaçao).

MATERIAL EXAMINED. — **Guadeloupe.** KARUBENTHOS 2012, 1 ♂ MNHN-IU-2013-4226 (lot JL489-4), st. GM09, 1 m; 1 ♀ MNHN-IU-2013-4955 (lot JL954), st. GM21, 2 m; 1 ♂ MNHN-IU-2013-5944 (lot JL1014), st. GM22, 1 m; 1 juv., MNHN-IU-2014-12830 (lot JL1419a), st. GM34, 1 m; 1 ♂ MNHN-IU-2013-5945 (lot JL53), st. GR01, 3 m; 1 ♂ MNHN-IU-2013-4879 (lot JL1112-1), st. GR37, 16 m.

DIAGNOSIS. — Carapace longer than broad. The property of the carapace being longer than broad, distinguishes this species from all other within the genus. On live specimens chelae are black on palm and fingers white with median black rings.

HABITAT. — On hard substrate and rubble, often associated with sponges, sea anemones and corals (*Porites* sp.). Collected 1-16 m, reported previously 1-4 m.

DISTRIBUTION. — **Western Atlantic.** South Florida, Bahamas, Jamaica, Puerto Rico, Gulf of Mexico, Colombia, Venezuela. Lesser Antilles VI (St Thomas), ICA (St Martin*, Barbuda, Antigua, Guadeloupe, Dominica, Martinique**, Barbados, Tobago), IOV (Los Frailes, Margarita, Los Roques, Bonaire, Curaçao). *St Martin from unpublished fieldwork (UF32287, 19.IV.2012, coll. & photo A. Anker/G. Paulay); **Martinique, from unpublished observation (*in situ* photo by Y. Buske *in* Legall & Poupin 2016).

REMARK

This species is common in Lesser Antilles albeit reported herein for the first time from St Martin and Martinique. It can be recognized *in situ* by black rings on chelae (Fig. 6D).

Mithraculus coryphe (Herbst, 1801)
(Fig. 6E)

Cancer coryphe Herbst, 1801 (1782-1804): 8 (type locality: not indicated).

Mithrax sculptus – Desbonne *in* Desbonne & Schramm 1867: 9 (Guadeloupe). Not *M. sculptus* (Lamarck, 1818).

Mithrax coryphe – Rathbun 1924b: 20 (Curaçao). — Rodríguez 1980: 288 (Margarita). — Scelzo & Varela 1988: 37 (Blanquilla). — Lira 2004: table 1 (Tortuga).

Mithrax (Mithraculus) coryphe – Rathbun 1925: 426 (St Thomas, Antigua, Barbados, Trinidad, Curaçao); 1933: 31 (St Croix).

Mithraculus coryphe – Wagner 1990: 36 (St Thomas, St John, Anguilla, St Martin, St Barthélemy, Saba, St Eustatius, Barbuda, Antigua, Guadeloupe, La Désirade, Isla de Aves, Martinique, Barbados, Grenada,



FIG. 6. — Pisinae Dana, 1851: **A**, *Stenocionops coelatus*, 1 ♀ MNHN-IU-2013-6729, st. GN20, 258 m. Mithracidae (Windsor & Felder, 2014); **B**, *Maguimithrax spinosissimus* (Lamarck, 1818), 1 ♀ MNHN-IU-2013-6626, st. GR23, 20 m; **C**, *Hemus cristulipes* A. Milne-Edwards, 1875, 1 ♀ MNHN-IU-2013-5668, st. GS11, 17 m; **D**, *Mithraculus cinctimanus* Stimpson, 1860, 1 ♀ MNHN-IU-2013-4955, st. GM21, 2 m; **E**, *Mithraculus coryphe* (Herbst, 1801), 1 ♀ MNHN-IU-2013-4958, st. GB30, 16 m; **F**, *Mithraculus forceps* A. Milne-Edwards, 1875, 1 ♂ MNHN-IU-2013-4254, st. GB09, 6 m; **G**, *Mithraculus sculptus* (Lamarck, 1818), 1 ♂ MNHN-IU-2013-6619, st. GM11, 1 m; **H**, *Mithrax pilosus* Rathbun, 1892, 1 ♂ MNHN-IU-2013-5929 (as '*Mithrax verrucosus*'), st. GM02, 1 m; **I**, *Mithrax verrucosus* H. Milne-Edwards, 1832, 1 ♂ MNHN-IU-2013-5934, st. GM02, 1 m; *Mithrax* sp. (aff. *acuticornis*), **J**, 1 ♀ ov. 26.4 × 24.2 mm MNHN-IU-2013-4437 (lot JL1046), st. GB33, 50 m; **K**, same with carapace cleaned to show lateral spines.

Trinidad, Tobago, Curaçao, Bonaire). — García *et al.* 1998: 27 (Isla de Aves). — Marcano & Bolaños 2001: 77 (Cubagua). — Tagliafico *et al.* 2005: table 1, Margarita (Los Frailes). — Hernández-Ávila *et al.* 2007: table 1 (Cubagua). — Lira *et al.* 2013: table 1 (Isla de Aves, Margarita, Cubagua, Los Roques, Tortuga).

MATERIAL EXAMINED. — Guadeloupe. KARUBENTHOS 2012, 1 ♀ MNHN-IU-2013-4258 (lot JL1402-1), 1 ♀ MNHN-IU-2013-4958

(lot JL1407), st. GB30, 16 m; 5 ♂, 3 ♀ MNHN-IU-2013-4444 (lot JL1425-3), st. GB32, 4 m; 1 ♂ MNHN-IU-2013-5933 (lot JL76), st. GM04, 1 m; 1 ♂, 1 ♀ MNHN-IU-2013-4976 (lot JL396-2), GM08, 1 m; 1 ♂, 2 ♀ MNHN-IU-2013-4222 (lot JL489-2), st. GM09, 1 m; 1 ♂, 1 ♀ MNHN-IU-2013-6618 (lot JL560-3), st. GM10, 1 m; 3 ♂, 1 ♀ juv. MNHN-IU-2013-5954 (lot JL700-1), st. GM14, 1 m; 8 ♂, 4 ♀ MNHN-IU-2013-6611 (lot JL782-1), st. GM17, 1 m; 2 ♀ juv. MNHN-IU-2013-14665 (lot JL1317-2),

st. GM31, 2 m; 4 ♀ MNHN-IU-2013-4270 (lot JL1419-2), 1 ♂, 1 ♀ MNHN-IU-2013-4528 (lot JL1447-1), st. GM34, 1 m; 2 ♂, 1 ♀ MNHN-IU-2013-6607 (lot JL947-1), st. GM21, 2 m; 1 ♀ juv. MNHN-IU-2013-5918 (lot JL84-1), st. GR02, 20 m; 1 ♂ MNHN-IU-5938 (lot JL124), 1 ♂ MNHN-IU-2013-5939, st. GR03, 6 m; 3 ♂ MNHN-IU-2013-4532 (lot JL1400-1), st. GR50, 4 m; 1 ♂ MNHN-IU-2013-6785 (lot JL1442), st. GS37, 10 m.

DIAGNOSIS. — Carapace a third wider than long, everywhere nodose with a drawing of 'mask' on anterior half. Three anterolateral lobes. Arm moderately bilobed on inner margin; wrist moderately nodose.

HABITAT. — In cavities of corals, rocks and sponges; on sand, shell, seagrass to mud bottom. Collected 1-20 m, reported 1-60 m.

DISTRIBUTION. — **Western Atlantic.** Eastern Florida, Bahamas, Caiman, Cuba, Jamaica, Puerto Rico, Gulf of Mexico, Honduras, Panamá, Colombia, Venezuela, Brazil. Lesser Antilles VI (St Thomas, St John, St Croix), ICA (Anguilla, St Martin, St Barthélemy, Saba, St Eustatius, Barbuda, Antigua, Guadeloupe, Isla de Aves, Martinique, Barbados, Grenada, Tobago, Trinidad), IOV (Los Frailes, Margarita, Cubagua, Blanquilla, Tortuga, Los Roques, Bonaire, Curaçao).

REMARKS

This species can be confused with *M. sculptus*. The drawing of a 'mask' on anterior half of the carapace is a good character to recognize it. In addition Wagner (1990) indicates that there are three blunt anterolateral lobes in *M. coryphe* while *M. sculptus* has four.

Mithraculus forceps A. Milne-Edwards, 1875
(Fig. 6F)

Mithraculus forceps A. Milne-Edwards, 1875 (1873-1880): 109 (type locality: Guiana). — Wagner 1990: 48 (St Thomas, St Martin, Tobago, Trinidad, Margarita, Bonaire, Curaçao, Aruba). — Hernández *et al* 1999: table 2 (Margarita). — Marcano & Bolaños 2001: 76 (Cubagua). — Tagliafico *et al.* 2005: table 1, Margarita (Los Frailes). — Hernández-Ávila *et al.* 2007: table 1 (Cubagua). — Lira *et al.* 2013: table 1 (Los Testigos, Margarita, Cubagua, Tortuga, Los Roques).

Mithrax forceps – Rathbun 1924b: 20 (Curaçao). — Rodríguez 1980: 288 (Margarita, Coche, Cubagua, Los Roques). — Lira 2004: table 1 (Tortuga).

Mithrax (Mithraculus) forceps – Rathbun 1925: 431 (St Thomas, Barbados, Curaçao, Aruba). — Monod 1939: 566 (Guadeloupe).

MATERIAL EXAMINED. — **Guadeloupe.** KARUBENTHOS 2012, 5 ♂, 2 ♀ MNHN-IU-2013-5926 (lot JL457-1), st. GB06, 23 m; 12 ♂, 3 ♀ ov., 1 ♀, 1 ♀ juv. MNHN-IU-2013-14657 (lot JL563-2), 2 ♂ MNHN-IU-2013-4254 (lot JL569), st. GB09, 6 m; 3 sp. MNHN-IU-2013-5056 (lot JL756), st. GB12, 14 m; 3 ♂, 3 ♀ MNHN-IU-2013-4558 (lot JL1067-2), st. GB20, 16 m; 1 ♂, 2 ♀ MNHN-IU-2013-4762 (lot JL1072-2), st. GB21, 8 m; 1 ♂, 1 ♀ MNHN-IU-2013-4982 (lot JL1256-2), 4 ♂ MNHN-IU-2013-5958 (lot JL1258-1), st. GB24, 25 m; 15 sp. MNHN-IU-2013-4556 (lot JL1364-3), st. GB29, 2 m; 1 ♂, 1 ♀ MNHN-IU-2013-4257 (lot JL1402-2), st. GB30, 16 m; 12 ♂, 21 ♀ MNHN-IU-2013-4443 (lot JL1425-2), GB32, 4 m; 15 ♂, 12 ♀ MNHN-IU-2013-4381 (lot JL1499-1), st. GB36, 16 m; 2 ♂, 4 ♀ MNHN-IU-2013-5055 (lot JL1128-3), st. GD41, 2 m; 1 ♂ MNHN-IU-2013-13087 (lot JL1287-3), st. GD51, 15 m; 1 ♀ juv., MNHN-IU-2013-5922 (lot JL150-1), 1 ♂, 1 ♀ ov. MNHN-IU-2013-14660 (lot JL40-2), st. GM01, 1 m; 1 ♂ MNHN-IU-2013-6786 (lot JL470-2), st. GM09, 1 m; 2 ♂, 1 ♀

MNHN-IU-2013-6612 (lot JL782-2), st. GM17, 13 m; 6 ♂, 6 ♀ MNHN-IU-2013-4272 (lot JL1419-4), 1 ♂ MNHN-IU-2013-4530 (lot JL1447-2), st. GM34, 1 m; 1 sp. MNHN-IU-2013-6727, 1 ♀ ov. MNHN-IU-2013-13079 (lot JL84-3), st. GR02, 20 m; 1 ♂ MNHN-IU-2013-5070 (lot JL434-1), st. GR12, 21 m; 2 ♀, MNHN-IU-2013-4826 (lot JL935), 2 ♀ MNHN-IU-2013-4561 (lot JL935), st. GR30, 18 m; 1 sp. MNHN-IU-2013-6782 (lot JL1112-2), st. GR37, 16 m; 1 ♂, 1 ♀ MNHN-IU-2013-4821 (lot JL1333-1), st. GR45, 2 m; 7 ♂, 5 ♀ MNHN-IU-2013-4535 (lot JL1400-2), st. GR50, 4 m; 1 ♂ MNHN-IU-2013-5054, st. GS01, 3 m; 8 ♂, 10 ♀ MNHN-IU-2013-4983 (lot JL1327-1), st. GS31, 29 m.

DIAGNOSIS. — Ridges between sulci of carapace little subdivided. Four acute antero-lateral spines or teeth. Arm strongly bilobed on inner margin. Wrist smooth above. Color, reddish or yellowish.

HABITAT. — On rocky shores and reefs, under stones and dead corals; on rubble and hard substrate; in *Thalassia* and *Syringodium* sea grasses, on algae (e.g., *Halimeda* and *Sargassum*); between *Rhizophora mangle* roots. Collected 1-29 m, reported 1-90 m.

DISTRIBUTION. — **Western Atlantic.** Bermudas, North and South Carolina, Florida, Bahamas, Cuba, Jamaica, Gulf of Mexico, Panamá, Colombia, Venezuela, French Guiana, Brazil. Lesser Antilles VI (St Thomas), ICA (St Martin, Guadeloupe, Martinique*, Barbados, Tobago, Trinidad), IOV (Testigos, Los Frailes, Coche, Margarita, Cubagua, Tortuga, Los Roques, Bonaire, Curaçao, Aruba). *Martinique from unpublished fieldwork (coll. R. Ferry, Y. Buske, XI.2015, det. J. Poupin, specimen in BIOSPHERE collection, University of Fort de France).

REMARKS

This species was abundantly collected during KARUBENTHOS 2012. It can be easily recognized by acute anterolateral teeth.

Mithraculus sculptus (Lamarck, 1818)
(Fig. 6G)

Maia sculpta Lamarck, 1818: 242 (type locality: not indicated).

Mithrax sculptus – H. Milne-Edwards 1832: 14 (Martinique); 1834-1840: 322 (Antilles). — Doflein 1899: 179 (Martinique). — Rathbun 1924b: 20 (Curaçao). — Rodríguez 1980: 288 (Tortuga, Los Roques, Curaçao, Aruba). — Scelzo & Varela 1988: 37 (Blanquilla). — Lira 2004: table 1 (Tortuga).

Mithrax minutus Desbonne, *in* Desbonne & Schramm, 1867: 10 (Guadeloupe). — A. Milne-Edwards 1873-1880: 105 (St Thomas, Guadeloupe, Martinique).

Mithrax coronatus – A. Milne-Edwards 1873-1880: 106 (St Thomas, Guadeloupe).

Mithrax (Mithraculus) sculptus – Rathbun 1925: 422 (St Thomas, Antigua, Barbados, Curaçao).

Mithraculus sculptus – Wagner 1990: 43 (St Thomas, St Croix, Anguilla, St Martin, St Eustatius, Guadeloupe, Isla de Aves, Martinique, Tobago, Bonaire, Aruba). — García *et al.* 1998: 27 (Isla de Aves). — Marcano & Bolaños 2001: 77 (Margarita). — Lira *et al.* 2013: table 1 (Margarita, Los Roques, Tortuga, Blanquilla). — Quesnel 2014: 13 (St Barthélemy).

MATERIAL EXAMINED. — **Guadeloupe.** KARUBENTHOS 2012, 2 ♂ MNHN-IU-2013-4761 (lot JL1072-1), st. GB21, 8 m; 1 ♂ MNHN-IU-2013-4537 (lot JL1364-4), st. GB29, 2 m; 2 ♂ MNHN-IU-2013-6617 (lot JL560-2), st. GM10, 1 m; 1 ♂

MNHN-IU-2013-6619 (lot JL702), st. GM11, 1 m; 2 ♂, 2 ♀
 MNHN-IU-2013-6608 (lot JL947-2), st. GM21, 2 m; 1 ♂, 1 ♀
 MNHN-IU-2013-4560 (lot JL1252), st. GM28, 2 m; 2 ♂, 1 ♀
 ov. MNHN-IU-2013-5936 (lot JL55-1), st. GR01, 3 m; 3 ♂, 2 ♀
 MNHN-IU-2013-4533 (lot JL1400-3), st. GR50, 4 m.

DIAGNOSIS. — Posterior two-third of carapace nodose. Four anterolateral lobes, the anterior one reduced. Arm strongly bilobed on inner margin. Wrist smooth, non-dentate. Color greenish or bluish.

HABITAT. — Associated with corals, sponges and sea anemones; on calcareous algae, *Syringodium*, *Thalassia*, *Halodule*, *Rhizophora* mangrove roots, under rocks, on rocky shore. Collected 1-8 m, reported 1-55 m.

DISTRIBUTION. — **Western Atlantic.** South Florida, Bahamas, Cuba, Jamaica, Puerto Rico, Gulf of Mexico, Honduras, Panamá, Colombia, Venezuela, Brazil. Lesser Antilles VI (St Thomas, St Croix), ICA (Antigua, St Martin, St Barthélemy, St Eustatius, Guadeloupe, Isla de Aves, Martinique, Barbados, Tobago), IOV (Margarita, Blanquilla, Tortuga, Los Roques, Bonaire, Curaçao, Aruba).

REMARK

This species that can be confused with *M. coryphe* (see under that species). The bright green color is usually associated with *M. sculptus* and a good way to recognize it on the field (see Fig. 6G and also Windsor & Felder 2014, Fig. 3F).

Mithrax pilosus Rathbun, 1892 (Fig. 6H)

Mithrax (Mithrax) pilosus Rathbun, 1892: 262 (type locality: Abaco, Bahamas); 1925: 394 (St Thomas, St Barthélemy, Guadeloupe, Barbados).

Mithrax aculeatus – Stimpson 1860: 188 (St Thomas). — H. Milne Edwards 1834-1840: 321 (Antilles). — Desbonne in Desbonne & Schramm 1867: 5 (Guadeloupe). — A. Milne-Edwards 1873-1880: 102 (St Thomas, Guadeloupe, Barbados). [These entries following Wagner (1990) but the identity of *M. aculeatus* (Herbst, 1790) is not clear; see remarks].

Mithrax pilosus – Wagner 1990: 25 (St Thomas, St Martin, Guadeloupe, La Désirade, Curaçao, Aruba). — Lira 2004: table 1 (Tortuga). — Lira *et al.* 2013: table 1 (Margarita, Los Roques, Tortuga).

MATERIAL EXAMINED. — **Guadeloupe.** KARUBENTHOS 2012, 3 ♂ MNHN-IU-2013-13082 (lot JL355-3; first identification as *M. aculeatus*), st. GM07, 1 m; 1 sp. MNHN-IU-2013-4423 (lot JL282 first identification as '*Nemausa acuticornis*'), 1 ♂ MNHN-IU-2013-6732 (lot JL1039 first identification as '*Nemausa acuticornis*'), st. GM06, 1 m; 1 ♂ MNHN-IU-2013-4802 (lot JL30, first identification as '*Mithrax hispidus*'), st. GM02, 1 m; 1 ♂ MNHN-IU-2013-5929 (lot JL21; first identification as '*Mithrax verrucosus*'), st. GM02, 1 m; first identification as '*Mithrax sp.*': 2 juv. MNHN-IU-2013-4464 (lot JL1426-6; in loan with D. Felder, April 2014), st. GB32, 4 m; 3 sp. MNHN-IU-2013-6623 (lot JL547-1; in loan with D. Felder, April 2014), 1 ♀ 14.7 × 14.7 mm MNHN-IU-2013-6624 (lot JL547-2; in loan with D. Felder, April 2014) [Corrections based on verification of photographs during the final writing of this work; all these specimens belong to a unique species which is most probably *M. pilosus*; specimens MNHN 4464, 6623, and 6624, labeled as '*M. aculeatus*' have been sent (April 2014) to D. Felder for further study, including DNA analysis].

DIAGNOSIS. — Three spines on basal segment of antenna. Three or four spines on propodites of ambulatory legs. Spines on proximal half of upper surface of palm. The specimens studied herein are *Mithrax pilosus* as figured in Rathbun (1925: pl. 258).

HABITAT. — Collected at low tide in rocks and rubble. Collected 1-4 m, reported 1-5 m.

DISTRIBUTION. — **Western Atlantic.** Florida Keys, Bahamas, Cuba, western Gulf Mexico, Venezuela. Lesser Antilles VI (St Thomas), ICA (St Martin, St Barthélemy, Guadeloupe, ?Martinique*, Barbados), IOV (Margarita, Tortuga, Los Roques, Curaçao, Aruba). *Martinique, with hesitation, from unpublished observation (*in situ* photo Y. Buske, in Legall & Poupin 2016).

REMARKS

Mithrax pilosus Rathbun, 1892 is considered as a junior synonym of *M. aculeatus* (Herbst, 1790) (Ng *et al.* 2008; WoRMS 2016) but it is valid in Wagner (1990) and Felder *et al.* (2009). The identity of *M. aculeatus* (Herbst) is discussed in Ng *et al.* (2008) and Windsor & Felder (2014). The later consider that *M. aculeatus* (Herbst) is a synonym of *M. verrucosus* H. Milne-Edwards a decision that is not followed herein (see under *M. verrucosus*).

Mithrax verrucosus H. Milne-Edwards, 1832 (Fig. 6I)

Mithrax verrucosus H. Milne Edwards, 1832: 13, pl. 4 (Martinique); 1834-1840: 321 (Antilles). — Desbonne in Desbonne & Schramm 1867: 6 (Guadeloupe). — A. Milne-Edwards 1873-1880: 102 (Guadeloupe, Martinique). — Scelzo & Varela 1988: 37 (Blanquilla). — Wagner 1990: 29 (St Thomas, St John, Guadeloupe, Grenada, Trinidad, Tobago, Bonaire, Klein Bonaire, Aruba). — García *et al.* 1998: table 1 (Isla de Aves). — Hernández *et al.* 1999: table 2 (Margarita). — Marcano & Bolaños 2001: 77 (Cubagua). — Lira 2004: table 1 (Tortuga). — Marcano & Bolaños 2001: 77 (Cubagua). — Carré 2005: 23 (Martinique). — Tagliafico *et al.* 2005: table 1 (Los Frailes near Margarita). — Hernández-Ávila *et al.* 2007: table 1 (Cubagua). — Lira *et al.* 2013: table 1 (Isla de Aves, Margarita, Cubagua, Los Roques, Tortuga, Blanquilla).

Mithrax (Mithrax) verrucosus – Rathbun 1924b: 20 (Curaçao); 1925: 400 (St Thomas, Guadeloupe, Curaçao).

MATERIAL EXAMINED. — **Guadeloupe.** KARUBENTHOS 2012, 1 ♂ MNHN-IU-2013-5934 (lot JL16), 1 ov. ♀ MNHN-IU-2013-5935 (lot JL16), 1 ov. ♀, 1 ♂ MNHN-IU-2013-14662 (lot JL36-2), st. GM02, 1 m; 1 ♂ MNHN-IU-2013-6701 (lot JL1448), st. GM34, 1 m; 1 ♀ juv. MNHN-IU-2013-5960 (lot JL497), st. GR15, 11 m.

DIAGNOSIS. — Size medium to large. Dorsum closely paved with flat granules. Margins of carapace spinous. Wrist of chelipeds nearly smooth above, 3 tubercles/spines on inner edge; upper edge of palm without spines.

HABITAT. — Found between *Rhizophora mangle* roots, on rocky shores, sandy beaches, *Thalassia* and *Halodule* meadows, coral, rubble. Collected 1-11 m, reported 1-?24 m.

DISTRIBUTION. — **Western Atlantic.** South Carolina, Cuba, Gulf of Mexico, Colombia, Venezuela, Brazil. Lesser Antilles VI (St Thomas, St John), ICA (St Martin*, Guadeloupe, Isla de Aves, Martinique, Grenada, Trinidad, Tobago), IOV (Margarita, Cubagua, Blanquilla, Tortuga, Los Roques, Bonaire, Curaçao, Aruba). *St Martin from unpublished fieldwork (UF31924, 12.IV.2012; UF32542, 32564, 25.IV.2012; coll. & photo A. Anker/G. Pauly).

REMARKS

Windsor & Felder (2014) have proposed *M. verrucosus* as a synonymy of *M. aculeatus* (Herbst) considering that Herbst plate (1790, pl. 19, fig. 104) shows some resemblance with a large adult of *M. verrucosus*. The two species seem however to be different if Herbst's plate is compared with the plate also available in H. Milne-Edwards (1832, pl. 4) for *M. verrucosus* (see Fig. 7). Rostral horns and spines on wrist and upper margin of palm in *Cancer aculeatus* (Herbst, 1790, pl. 19) would better match that of *M. pilosus*. While the exact identity of *M. aculeatus* Herbst is not clarified we prefer to keep herein *M. verrucosus* as a valid species. Because of these different appreciations *M. aculeatus* illustrated in Windsor & Felder (2014, Fig. 3G) is the same as *M. verrucosus* of Figure 6I in the present work.

Mithrax sp. (aff. *acuticornis*)
(Fig. 6J, K)

MATERIAL EXAMINED. — Guadeloupe, KARUBENTHOS 2012, 1 ♀ ov. 26.4 × 24.2 mm [MNHN-IU-2013-4437](#) (lot JL1046; in loan with D. Felder, April 2014), st. GB33, 50 m; first identification as '*Mithrax hemphilli*', 1 ♀ [MNHN-IU-2013-6754](#) (lot JL1283), st. GR42, 32 m.

DIAGNOSIS. — Rostral horns short. Wrist of chelipeds unarmed; dorsal margin of palm smooth. Carapace setose, lateral spines short. Ambulatory legs setose.

HABITAT. — Not reported, probably rocks and rubble. Collected 32-50 m.

REMARKS

These two *Mithrax* specimens are atypically setose. They can belong to a 'setose' form of *N. acuticornis* (see Fig. 8C), or to a new species. This issue will be treated separately with help of molecular biology (c/o D. Felder and colleagues).

Nemausa cornuta (Saussure, 1857)
(Fig. 8A, B)

Mithrax cornutus Saussure, 1857: 501 (Antilles). — A. Milne-Edwards 1873-1880: 97 (Martinique). — Wagner 1990: 6 (St Martin, Montserrat, Dominica, Martinique, Barbados, Grenadines, Tobago). — Paulmier 1993: 24 (Martinique). — Poupin 1994: 41 (Guadeloupe). — Gervain *et al.* 2002: 24 (Guadeloupe).

Nemausa rostrata A. Milne-Edwards, 1875: 81 (Martinique); 1880: 2 (St Croix, St John/Norman-Flanagan Passage, Montserrat, Grenadines).

Mithrax (Mithrax) cornutus – Rathbun 1925: 386 (Dominica, Martinique).

Nemausa cornutus – Carré 2005: 23 (Martinique). — Lira *et al.* 2013: table 1 (Margarita).

MATERIAL EXAMINED. — Guadeloupe. KARUBENTHOS 2012, 1 ♂ [MNHN-IU-2013-4433](#) (lot JL1046-1, first identification as *N. acuticornis*), st. GR33, 9 m; 2 ♂ [MNHN-IU-2013-4959](#) (lot JL1402-3, first identification as *N. acuticornis*), st. GB30, 16 m;

1 ♂ juv. [MNHN-IU-2013-14667](#) (lot JL150-2; first identification as *N. acuticornis*), st. GM01, 1 m; 1 juv. [MNHN-IU-2013-6787](#) (lot JL1453, first identification as *Gen. sp.*; *N. ?cornuta* or juvenile of *N. acuticornis*), st. GD64, 60 m.

DIAGNOSIS. — Rostral horns longer than in *N. acuticornis*. Lateral spines of carapace long, bi or tri-fid. Carpus of cheliped spinous; row of spines above palm (see remarks).

HABITAT. — Found mainly on calcareous bottom, occasionally sand or mud. Collected 3-60 m, reported 1-1077 m.

DISTRIBUTION. — Western Atlantic. Bermuda, South Florida, Cuba, Jamaica, Haiti, Puerto Rico, Panamá, Colombia, Venezuela, Brazil. Lesser Antilles VI (St Croix, St John, Norman), ICA (St Martin, Montserrat, Guadeloupe, Dominica, Martinique, Grenadines, Barbados, Tobago), IOV (Margarita).

REMARKS

The type locality is Antilles, without precision (but perhaps Martinique) and the type in the Geneva Museum. KARUBENTHOS 2012 specimens assigned herein to *Nemausa cornuta* had been pre-identified as *Nemausa acuticornis* (Stimpson, 1871) during the workshop in Besse-et-Saint-Anastaise. However, during the final writing of this work the examination of typical specimens of *N. acuticornis* from Martinique (rostral horns shorter, lateral spines of carapace shorter not bi or tri-fid, no spines on upper surface of palm; see Fig. 8C) indicates that the specimens from KARUBENTHOS 2012 are probably *N. cornuta* instead. The distinction between *N. acuticornis* and *N. cornuta* is difficult as there is considerable morphological variation. Wagner (1990) considers that they are synonyms but this conclusion is not supported by Felder *et al.* (2009) and Windsor & Felder (2014). Because of these variations, the juvenile illustrated herein on figure 8B is attributed with hesitation to *N. ?cornuta* as it could also be a juvenile of *N. acuticornis* with abnormal long rostral horns.

Omalacantha antillensis (Rathbun, 1920)
(Fig. 8D)

Microphrys antillensis Rathbun, 1920: 24 (type locality: off Montego Bay Point, Jamaica).

Microphrys platysoma – Lira *et al.* 2013: table 1 (Los Roques; see remarks).

MATERIAL EXAMINED. — Guadeloupe. KARUBENTHOS 2012, 1 ♀ [MNHN-IU-2013-4611](#) (lot JL1067-6), st. GB20, 16 m; 1 ♀ [MNHN-IU-2013-4981](#) (lot JL1256-3), st. GB24, 10 m; 2 ♂, 2 ♀ [MNHN-IU-2013-4529](#) (lot JL1425-8), st. GB32, 4 m; 1 ♀ [MNHN-IU-2013-5073](#), st. GB35, 2 m; 1 ♂ [MNHN-IU-2013-4420](#) (lot JL1499-7), st. GB36, 16 m.

DIAGNOSIS. — Two processes on antero-lateral wall of carapace, the oblong branchial process not rimmed nor sharply defined. Three branchial spines about lateral angle. No lobe on margin of basal antennal segment behind antero-external spine. Four equally large, tubercles on intestinal region.

HABITAT. — On sand, rubble and shell bottoms, between algae. Collected 2-16 m, reported 1-38 m.

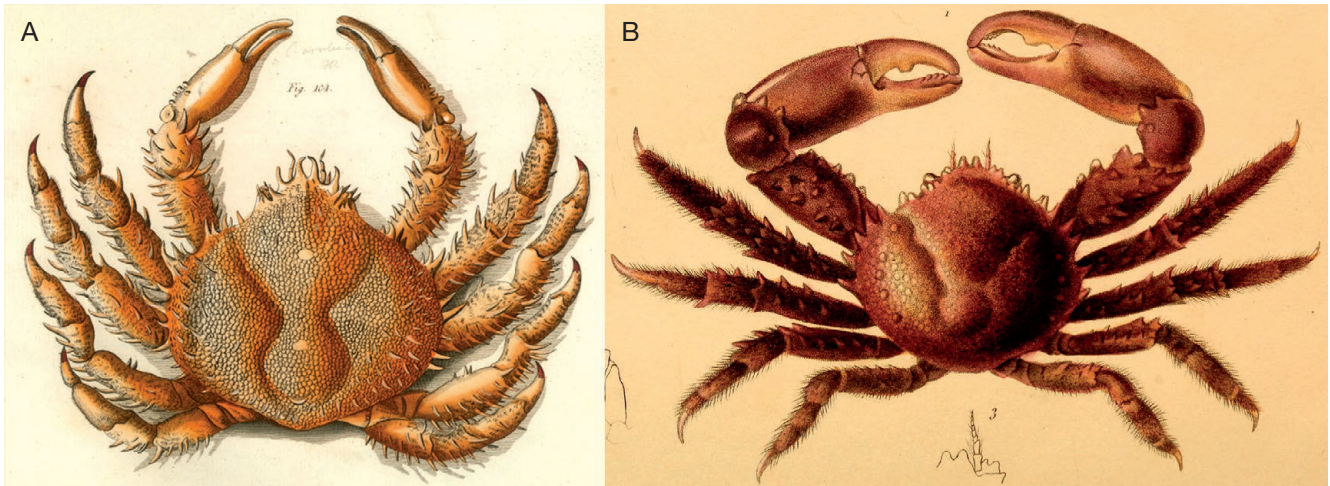


Fig. 7. — Comparison of original plates for: **A**, *Cancer aculeatus* Herbst, 1790, pl. 19, fig. 104 (America); and **B**, *Mithrax verrucosus* H. Milne-Edwards (1832: pl. 4) (Martinique).

DISTRIBUTION. — **Western Atlantic.** North Carolina, Bahamas, Cuba, Jamaica, Puerto Rico Gulf of Mexico, Colombia, Venezuela, Brazil. Lesser Antilles ICA (Guadeloupe), IOV (?Los Roques).

REMARKS

First report for Guadeloupe. The species is perhaps also in Lesser Antilles (IOV) from Lira *et al.* (2013) reported under *M. platysoma* (Stimpson, 1860). According to Rathbun (1925: 489) *Microphrys platysoma* is the eastern Pacific analogous of *M. antillensis* Rathbun, 1920 and its presence in the Atlantic is therefore doubtful. The genus *Omalacantha* Streets (1871) has been resurrected by Windsor & Felder (2014) for four species, including two in this contribution, *O. antillensis* and *O. bicornuta*.

Omalacantha bicornuta (Latreille, 1825) (Fig. 8E)

Pisa bicornuta Latreille, 1825 (1825-1828): 141 (type locality: 'Nouvelle Hollande', erroneous; probably 'Antilles' instead).

Pericera bicorna – H. Milne Edwards 1834-1840: 337 (Antilles).

Pericera bicornis Saussure, 1857: 501 (Antilles).

Pisa galibica Desbonne, in Desbonne & Schramm, 1867: 18 (Guadeloupe).

Pisa purpurea Desbonne, in Desbonne & Schramm, 1867: 18 (Guadeloupe).

Microphrys bicornutus – A. Milne-Edwards 1873-1880: 61 (Antilles; synonymy). — Rathbun 1924b: 21 (Curaçao); 1925: 489 (St Thomas, St Eustatius, Barbados, Trinidad, Curaçao). — Rodríguez 1980: 293 (Los Roques, Margarita, Cubagua). — Scelzo & Varela 1988: 37 (Blanquilla). — García *et al.* 1998: table 1 (Isla de Aves). — Hernández *et al.* 1999: table 2 (Margarita). — Marcano & Bolaños 2001: 80 (Cubagua). — Lira 2004: table 1 (Tortuga). — Tagliafico *et al.* 2005: table 1 (Los Frailes near Margarita). — Hernández-Ávila *et al.* 2007: table 1, (Cubagua). — Lira *et al.* 2013: table 1 (Isla de Aves, Margarita, Cubagua, Los Roques, Tortuga, Isote Lobos-Los Frailes/Margarita, Blanquilla).

MATERIAL EXAMINED. — **Guadeloupe.** KARUBENTHOS 2012, 1 ♂ MNHN-IU-2013-4178, st. GB01, 6 m; 4 ♂, 6 ♀ MNHN-IU-2013-5913 (lot JL563), st. GB09, 6 m; 1 ♂ MNHN-IU-2013-4765 (lot JL1072-3), st. GB21, 8 m; 2 ♂, 1 ♀ MNHN-IU-2013-4538 (lot JL1364-2), st. GB29, 2 m; 2 ♀ MNHN-IU-2013-4445 (lot JL1425-4), 1 ♀ MNHN-IU-2013-4458 (lot JL1425-7), st. GB32, 4 m; 3 ♂ MNHN-IU-2013-6798 (lot JL1128-2), st. GD41, 2 m; 1 ♀ ov., 2 ♀ juv. MNHN-IU-2013-5964 (lot JL40-1), st. GM01, 1 m; 1 ♂, 3 ♀ ov. MNHN-IU-2013-5961 (lot JL36-1), st. GM02, 1 m; 1 ♀ MNHN-IU-2013-4259 (lot JL252-1), st. GM06, 1 m; 1 ♂ MNHN-IU-2013-5946 (lot JL355-1), st. GM07, 1 m; 1 ♂, 1 ♀ MNHN-IU-2013-6788 (lot JL396-1), st. GM08, 1 m; 3 ♂, 1 ♀ MNHN-IU-2013-4960 (lot JL470-1), 1 sp. MNHN-IU-2013-4217 (lot JL489-1), st. GM09, 1 m; 4 ♂ MNHN-IU-2013-6609 (lot JL548-1), 1 ♂ MNHN-IU-2013-6622 (lot JL548-2), 1 ♂, 2 ♀ MNHN-IU-2013-6616 (lot JL560-1), 1 sp. MNHN-IU-2013-6620 (lot JL570), st. GM10, 1 m; 1 ♂ MNHN-IU-2013-6614 (lot JL688-1), st. GM11, 1 m; 1 ♂ MNHN-IU-2013-5943 (lot JL675), st. GM14, 1 m; 9 ♂, 3 ♀ MNHN-IU-2013-6606 (lot JL784), st. GM17, 1 m; 1 ♂ MNHN-IU-2013-4818 (lot JL1322), st. GM31, 2 m; 2 ♂, 6 ♀ MNHN-IU-2013-4269 (lot JL1419-1), st. GM34, 1 m; 1 ♀ MNHN-IU-2013-4957 (lot JL1434-2), st. GR49, 15 m; 1 ♂ MNHN-IU-2013-4534 (lot JL1400-4), st. GR50, 4 m; 1 ♀ MNHN-IU-2013-6756 (lot JL1282), st. GS30, 2 m.

DIAGNOSIS. — Carapace tuberculate. A marginal spine at branchial angle. A tubercle on margin of basal antennal segment behind antero-external spine. Claws spotted.

HABITAT. — On rocky shores, *Thalassia*, *Rhizophora mangle* roots and corals. Collected 1-15 m, reported 1-70 m.

DISTRIBUTION. — **Western Atlantic.** Bermuda, North Carolina, Florida, Gulf of Mexico, Panamá, Colombia, Venezuela, Brazil. Lesser Antilles VI (St Thomas), ICA (St Martin*, St Eustatius, Guadeloupe, Martinique, Isla de Aves, Barbados, Trinidad), IOV (Los Frailes, Margarita, Cubagua, Blanquilla, Tortuga, Los Roques, Curaçao). *St Martin from unpublished fieldwork (UF31864, 9.IV.2012; UF32014-32017, 16.IV.2012; UF32363-32373, 20.IV.2012, coll. & photos A. Anker/G. Paulay).

REMARK

A. Milne-Edwards (1873-1880) indicates that the species is very common in Lesser Antilles and give full synonymy for older references in the region. On the field the spotted claw is a good mean to recognize quickly this species.

Pitho aculeata (Gibbes, 1850)
(Fig. 8F)

Hyas aculeata Gibbes, 1850: 171 (type locality: Key West, Florida).

Othonia aculeata – A. Milne-Edwards 1873-1880: 115 (St Thomas); 1880: 2 (St Croix).

Pitho aculeata – A. Milne-Edwards & Bouvier 1923: 395 (St Croix). — Rathbun 1924b: 19 (Curaçao); 1925: 357 (St Thomas, Guadeloupe, Curaçao, Aruba). — Rodríguez 1980: 274 (Los Roques, Bonaire, Curaçao, Aruba, Curaçao). — Marcato & Bolaños 2001: 74 (Los Roques). — Lira 2004: table 1 (Tortuga). — Tagliafico *et al.* 2005: table 1 (Los Frailes near Margarita).

MATERIAL EXAMINED. — **Guadeloupe**. KARUBENTHOS 2012, 1 ♀ MNHN-IU-2013-6731 (lot JL1364-1), st. GB29, 2 m; 1 ♀ MNHN-IU-2013-4801 (lot JL1348), 1 ♂, 1 ♀ MNHN-IU-2013-4819 (lot JL1333-2), st. GR45, 2 m; 1 ♀ MNHN-IU-2013-5053 (lot JL1354), st. GS32, 2 m.

DIAGNOSIS. — First movable segment of antenna much wider than long. Lateral teeth of carapace obtuse, the second and third united at base. Front-orbital width great. Hands of adult male broad.

HABITAT. — Sandy bottom in lagoon terrace, loose rubble or coral matter, soft substrate and associated with aquatic vegetation. Collected 2-16 m, reported 1-4 m to 69 m ('38 brasses' in A. Milne-Edwards & Bouvier 1923).

DISTRIBUTION. — **Western Atlantic**. Florida Keys, Bahamas, Cuba, Jamaica, Puerto Rico, northern coast of South America. Lesser Antilles VI (St Thomas, St Croix), ICA (St Martin*, Guadeloupe), IOV (Los Frailes, Tortuga, Los Roques, Bonaire, Curaçao, Aruba). *St Martin from unpublished fieldwork (UF31897, 10.IV.2012; UF32360-32372, 20.IV.2012; coll. & photo A. Anker/G. Paulay).

Pitho laevigata (A. Milne-Edwards, 1875)
(Fig. 8G)

Othonia laevigata A. Milne-Edwards, 1875 (1873-1880): 116 (type locality: 'Antilles').

Pitho laevigata – Rathbun 1925: 372 (Trinidad). — Lira 2004: table 1 (Tortuga). — Hernández *et al.* 1999: table 2 (Margarita). — Marcato & Bolaños 2001: 74 (Cubagua). — Hernández-Ávila *et al.* 2007: table 1 (Cubagua).

MATERIAL EXAMINED. — **Guadeloupe**. KARUBENTHOS 2012, 1 ♂ MNHN-IU-2013-4416 (lot JL1499-4), st. GB36, 16 m; 1 ♂ MNHN-IU-2013-4760 (lot JL1086, with hesitation, see remarks), st. GM06, 1 m.

DIAGNOSIS. — Five lateral teeth subequal; second and third united at base. Front narrow. Outer margin of lobe of first movable joint of antenna very arcuate.

HABITAT. — In *Thalassia* meadows, hard substrate, and rubble. Collected 1-16 m, reported previously 1-11 m.

DISTRIBUTION. — **Western Atlantic**. West coast of Florida, Colombia, Venezuela. Lesser Antilles ICA (Guadeloupe, Trinidad), IOV (Margarita, Cubagua, Tortuga).

REMARK

First record for Guadeloupe but type-locality is Antilles in A. Milne-Edwards (1873-1880) and perhaps Guadeloupe or Martinique. Determination with doubt for specimen illustrated (MNHN-4760, fig. 8G) because lateral teeth 4-5 are reduced instead of almost as long as lateral teeth 1-3 in typical form (*cf.* Rathbun 1925, pl. 132, fig. 3); this specimen could be *P. lherminieri* instead.

Pitho lherminieri

(Desbonne, *in* Desbonne & Schramm, 1867)
(Fig. 8H)

Othonia lherminieri Desbonne, *in* Desbonne & Schramm, 1867: 20 (type locality: Guadeloupe). — A. Milne-Edwards 1873-1880: 116 (St Thomas, Guadeloupe).

Pitho lherminieri – Rathbun 1925: 362 (St Thomas, St Croix, Guadeloupe, Martinique). — Monod 1939: 566 (Guadeloupe). — Rodríguez 1980: 275 (Los Roques, Margarita). — Hernández *et al.* 1999: table 2 (Margarita). — Marcato & Bolaños 2001: 74 (Cubagua). — Lira 2004: table 1 (Tortuga). — Hernández-Ávila *et al.* 2007: table 1 (Cubagua).

MATERIAL EXAMINED. — **Guadeloupe**. KARUBENTHOS 2012, 1 ♂ MNHN-IU-2013-4185, st. GB01, 6 m; 1 ♂, MNHN-IU-2013-6733 (lot JL1067-1), st. GB20, 16 m; 2 ♂, 1 ♀, 1 ov. ♀ MNHN-IU-2013-5953 (lot JL424), st. GD08, 35 m; 3 ♂, 2 ♀ juv. MNHN-IU-2013-5966, st. GD29, 4 m; 1 ♂ MNHN-IU-2013-5058 (lot JL1128-4), st. GD41, 2 m; 1 ♀ juv. MNHN-IU-2013-13088 (lot JL1287-4), st. GD51, 15 m; 1 ♂, 1 ♀, 1 ov. ♀ MNHN-IU-2013-14650 (lot JL55-2), 1 ♀ MNHN-IU-2013-5921 (lot JL54), st. GR01, 3 m; 1 ♂, 2 ♀ MNHN-IU-2013-6805 (lot JL1166), st. GR38, 5 m; 1 ♂ MNHN-IU-2013-4536 (lot JL1400-5), st. GR50, 4 m; 6 ♂ MNHN-IU-2013-4956 (lot JL5b), st. GS01, 3 m.

DIAGNOSIS. — First movable segment of antenna narrow, manus broad, compressed. Carapace with tubercles of different size. Fourth and fifth lateral teeth much reduced in females and young males, rudimentary in old males; second and third teeth united at base.

HABITAT. — On *Thalassia* and *Halophila stipulacea*, mud, sand, shell sand, rock, coral and loose rubble. Collected 2-35 m, reported 1-220 m.

DISTRIBUTION. — **Western Atlantic**. North Carolina (Beaufort), Bahamas, Gulf of Mexico, Colombia, Venezuela to Brazil. Lesser Antilles VI (St Thomas, St Croix), ICA (Guadeloupe, Martinique), IOV (Margarita, Cubagua, Tortuga, Los Roques).

Pitho mirabilis (Herbst, 1794)
(Fig. 8I)

Cancer mirabilis Herbst, 1794 (1782-1804): 152 (type locality: not indicated).

Pitho mirabilis – Rathbun 1925: 366 (Guadeloupe). — Rodríguez 1980: 273 (Guadeloupe, Curaçao).

MATERIAL EXAMINED. — **Guadeloupe**. KARUBENTHOS 2012, 1 ♂ MNHN-IU-2013-4442 (lot JL1425-1), st. GB32, 4 m; 2 ♂ MNHN-



FIG. 8. — Mithracidae (Windsor & Felder, 2014): **A**, *Nemausa cornuta* (Saussure, 1857), 1 ♂ MNHN-IU-2013-4433, st. GR33, 9 m; **B**, *Nemausa ?cornuta*, 1 juv. MNHN-IU-2013-6787, st. GD64, 60 m; **C**, *Nemausa acuticornis* (Stimpson, 1871), Martinique, 1 ♂ coll. R. Ferry, n°52 BIOSPHERES Fort de France, XI.2015; **D**, *Omalacantha antillensis* (Rathbun, 1920), 1 ♂ MNHN-IU-2013-4420 (lot JL1499-7), st. GB36, 16 m; **E**, *Omalacantha bicornuta* (Latreille, 1825), 1 ♂ MNHN-IU-2013-6622, st. GM10, 1 m; **F**, *Pitho aculeata* (Gibbes, 1850), 1 ♀ MNHN-IU-2013-6731, st. GB29, 2 m; **G**, *Pitho ?laevigata* (or *P. lherminieri* [Desbonne, in Desbonne & Schramm, 1867]), 1 ♂ MNHN-IU-2013-4760, st. GM06, 1 m; **H**, *Pitho lherminieri*, 1 ♂ MNHN-IU-2013-4536, st. GR50, 4 m; **I**, *Pitho mirabilis* (Herbst, 1794), 1 ♀ juv. MNHN-IU-2013-5949, st. GB36, 16 m; **J**, *Teleophrys ruber* (Stimpson, 1871), 1 ♂ no MNHN (lot JL125), st. GR03, 6 m; **K**, *Thoe puella* Stimpson, 1860, 1 ♂ MNHN-IU-2013-4256 (lot JL489-5), st. GM09, 1 m. Majidae Samouelle, 1819: **L**, *Temnonotus granulatus* A. Milne-Edwards, 1875, 1 ♀ MNHN-IU-2013-4422, no station number, coll. D. Lamy, trap 300 m; **M**, *Thersandrus compressus* (Desbonne, in Desbonne & Schramm, 1867), 1 ♀ juv. MNHN-IU-2013-5915, st. GR14, 27 m.

IU-2013-4415 (lot JL1499-3), 1 ♀ juv. MNHN-IU-2013-5949 (lot JL1509-2), st. GB36, 16 m; 1 ♂ MNHN-IU-2013-5965 (lot JL300), st. GR06, 15 m.

DIAGNOSIS. — Carapace swollen, as broad as long, covered with fine bead granules. Lateral teeth diminishing in size from the anterior to the posterior, their edges denticulate.

HABITAT. — *Thalassia* beds and other aquatic vegetation, soft substrate, rubble. Collected 4–16 m, reported previously 1–‘shallow’ m

DISTRIBUTION. — Western Atlantic. Florida Keys, Bahamas, Puerto Rico, Venezuela. Lesser Antilles ICA (St Martin*, Guadeloupe), IOV (Curaçao). *St Martin from unpublished fieldwork (UF31923, 2012, det. A. Anker).

Teleophrys ruber (Stimpson, 1871)
(Fig. 8J)

Mithraculus ruber Stimpson, 1871: 118 (type locality: Cuba). — Wagner 1990: 53 (St John, St Martin, St Eustatius, Guadeloupe, Tobago, Curaçao, Bonaire). — García *et al.* 1998: table 1 (Isla de Aves). — Marcato & Bolaños 2001: 76 (Cubagua). — Lira 2004: table 1 (Tortuga). — Tagliafico *et al.* 2005: table 1 (Los Frailes near Margarita). — Hernández-Ávila *et al.* 2007: table 1 (Cubagua). — Lira *et al.* 2013: table 1, (Isla de Aves, Los Frailes/Margarita, Cubagua, Los Roques).

Mithraculus nudus A. Milne-Edwards, 1873-1880: 110 (Guadeloupe).

Mithrax ruber – Rathbun 1924b: 21 (Curaçao). — Rodríguez 1980: 289 (Los Roques, Curaçao).

Mithrax (Mithraculus) ruber – Rathbun 1925: 432 (St Thomas, Antigua, Guadeloupe, Barbados, Curaçao).

MATERIAL EXAMINED. — **Guadeloupe**. KARUBENTHOS 2012, 1 ♂ lot JL125 (photo only specimen not retrieved), st. GR03, 6 m; 1 ♂ MNHN-IU-2013-4975 (lot JL470-3), st. GM09, 1 m; 1 ♀, MNHN-IU-2013-4224 (lot JL489-3), st. GM09, 1 m; 1 ♂ MNHN-IU-2013-4274 (lot JL1419-6), st. GM34, 1 m; 1 sp. MNHN-IU-2013-4181, st. GB01, 6 m; 1 ♂ MNHN-IU-2013-13089 (lot JL1287-5), st. GD51, 15 m.

DIAGNOSIS. — Dorsal sulci shallow. Three antero-lateral protuberances, all blunt in the old, the last one sharp in the immature. A small lobe on outer margin of basal antennal joint. One lobe on inner margin of arm.

HABITAT. — Associated with sponges and sea anemones. Living on corals, between stones, on algae, hard substrate and rubble, in *Thalassia*, *Rhizophora mangle*. Collected 1-15 m, reported 1-45 m.

DISTRIBUTION. — **Western Atlantic**. Florida Keys, Bahamas, Cuba, Dominican Republic, Puerto Rico, Gulf of Mexico, Colombia, Venezuela. Lesser Antilles VI (St Thomas, St John), ICA (St Martin*, St Eustatius, Antigua, Guadeloupe, Isla de Aves, Barbados, Tobago), IOV (Los Frailes, Margarita, Cubagua, Tortuga, Los Roques, Bonaire, Curaçao). *St Martin from unpublished fieldwork (UF31916, 11.IV.2012; UF32280-32342, 19.IV.2012; UF32556, 25.IV.2012, coll. & photos A. Anker/G. Paulay).

Thoe puella Stimpson, 1860
(Fig. 8K)

Thoe puella Stimpson, 1860: 178 (type locality: Tortugas, Florida).

Pisa latipes Desbonne, in Desbonne & Schramm, 1867: 19 (Guadeloupe).

Thoe puella – A. Milne-Edwards 1873-1880: 122 (Guadeloupe). — Rathbun 1924b: 19 (Curaçao); 1925: 348 (St Thomas, Curaçao); 1936: not seen (Bonaire). — Rodríguez 1980: 277 (Curaçao, Bonaire). — García *et al.* 1998: table 1 (Isla de Aves). — Marcato & Bolaños 2001: 76 (Isla de Aves). — Lira 2004: table 1 (Tortuga). — Lira *et al.* 2013: table 1 (Isla de Aves, Los Roques, Tortuga).

MATERIAL EXAMINED. — **Guadeloupe**. KARUBENTHOS 2012, 1 ♂ MNHN-IU-2013-4256 (lot JL489-5), st. GM09, 1 m; 2 ♂ MNHN-IU-2013-4271 (lot JL1419-3), st. GM34, 1 m.

DIAGNOSIS. — Sides of carapace perpendicular and nearly straight. Basal antennal joint not grooved. Margins of merus-joints of ambulatory legs thin.

HABITAT. — Hard substrate and rubble. Collected 1 m, reported to 27 m.

DISTRIBUTION. — **Western Atlantic**. South Florida, Belize, Colombia, Venezuela. Lesser Antilles VI (St Thomas), ICA (St Martin*, Guadeloupe, Isla de Aves), IOV (Tortuga, Los Roques, Bonaire, Curaçao). *St Martin from unpublished fieldwork (UF31853, 9.IV.2012; UF32205, 16.IV.2012; coll. & photo A. Anker/G. Paulay).

Family MAJIDAE Samouelle, 1819
Subfamily MAJINAE Samouelle, 1819

Temnonotus granulosis A. Milne-Edwards, 1875
(Fig. 8L)

Temnonotus granulosis A. Milne-Edwards, 1875 (1873-1880): 83 (type locality: Barbados); 1880: 2 (Barbados). — A. Milne-Edwards & Bouvier 1923: 392 (Barbados). — Rathbun 1925: 341 (Barbados).

MATERIAL EXAMINED. — **Guadeloupe**. KARUBENTHOS 2012, 1 ♀ MNHN-IU-2013-4422, no station number, coll. D. Lamy, north of Guadeloupe, trap 300 m.

DIAGNOSIS. — Posterior region of carapace with characteristic horseshoe-shaped depression.

HABITAT. — Probably rock and rubble. Collected 300 m, reported 183-478 m.

DISTRIBUTION. — **Western Atlantic**. Florida Straits, Cuba. Lesser Antilles ICA (Guadeloupe, Barbados).

REMARK

First record for Guadeloupe. This is a deep species collected by trap at 300 m just before KARUBENTHOS 2012 and added to this campaign by D. Lamy. It can be easily recognized by the horseshoe design on posterior carapace.

Thersandrus compressus
(Desbonne in Desbonne & Schramm, 1867)
(Fig. 8M)

Sisyphus compressus Desbonne, in Desbonne & Schramm, 1867: 20 (type locality: Guadeloupe). — A. Milne-Edwards 1873-1880: 124 (Guadeloupe).

Thersandrus compressus – Rathbun 1925: 343 (Guadeloupe).

MATERIAL EXAMINED. — **Guadeloupe**. KARUBENTHOS 2012, 1 ♀ juv. MNHN-IU-2013-5915 (lot JL522), st. GR14, 27 m.

DIAGNOSIS. — Carapace depressed. Rostral horns small. Antennae and ambulatory legs fringed with long hair.

HABITAT. — A crab mimetic on algae (*Avrainvillea* sp.). Collected 27 m, reported previously 3-6 m (2-3 fathoms).

DISTRIBUTION (Rathbun, 1925). — **Western Atlantic**. Cuba. Lesser Antilles ICA (St Martin*, Guadeloupe, Martinique**). *St Martin from unpublished fieldwork (UF32558, 26.IV.2012 coll. & photo A. Anker/G. Paulay). **Martinique from unpublished fieldwork (coll. R. Ferry, Y. Buske, det. J. Poupin XI.2015, BIOSPHERE (n°17) specimen at University of Fort de France).

REMARK

This crab is remarkably flat.

DISCUSSION

BIODIVERSITY

Before this study 48 species of spider crabs were reported from Guadeloupe Island appearing *in* Herbst (1788-1803), Fabricius (1793), H. Milne Edwards (1832, 1834-1840), Desbonne (1867), A. Milne-Edwards (1873-1880, 1880), A. Milne-Edwards & Bouvier (1923), Rathbun (1925), Monod (1939), Wagner (1990), Paulmier (1993), Poupin (1994), Gervain *et al.* (2002) and Coelho (2006). During KARUBENTHOS 2012, 60 species have been inventoried of which 30 are new records for Guadeloupe Island. Eight species collected during KARUBENTHOS 2012 are new records for the Lesser Antilles (*Coryrhynchus algicola*, *C. sidneyi*, *Epialtus portoricensis*, *Macrocoeloma concavum*, *Microliassa brasiliensis*, *Mocosoa crebripunctata*, *Pelia rotunda*, *Pyromaia acanthina*) including two that were reported previously only from Brazil (*Microliassa brasiliensis*, *Pelia rotunda*). In total there are now 81 Majoidea crabs known around Guadeloupe Islands and 102 in the Lesser Antilles. In comparison there are 92 Majoidea in the Gulf of Mexico (Felder *et al.* 2009) and 80-81 in Brazil (Melo 1996, 1998). The Lesser Antilles appear therefore as a region with a high biodiversity, a result already calculated for the whole Brachyura in the Caribbean province (no. 12, fig. 1, including the Lesser Antilles) by Boschi (2000, table 1). This author reports 454 crabs in that province, compared to 239 and 289 in the Texan and Brazilian provinces, respectively.

In Table 1 the figures for the Majoidea are compared with those obtained for the Porcellanidae during the same expedition (Poupin & Lemaitre 2014). If the total number of species given for the Lesser Antilles is considered as a complete assessment of all the species living in that region, and if all species can be potentially sampled around Guadeloupe Island then the sampling efficiency (biodiversity coverage) during KARUBENTHOS 2012 would be 51% and 59%, for the Porcellanidae and Majoidea, respectively, and the completeness of inventory around Guadeloupe would be 54% and 79% for the same.

GEOGRAPHIC RANGES

Almost all the species from Guadeloupe or the Lesser Antilles have a wide distribution in the western Atlantic and most of them are also in the Gulf of Mexico inventory given by Felder *et al.* (2009). The most typical distribution is from North Carolina and Florida to Brazil, including Greater and Lesser Antilles, Gulf of Mexico, and Atlantic coasts of Central America and north of South America. Only four species are reported outside the western Atlantic: *Acanthonyx petiverii* (Eastern Pacific and western Atlantic), *Dorhynchus thomsoni* (Western and eastern Atlantic, Indo-Pacific); *Microphrys weddelli* (Eastern Pacific and western Atlantic, but see the remarks in Windsor & Felder (2014: 158) for this species); and *Pyromaia tuberculata* (Eastern Pacific invasive in southwestern Atlantic, *cf.* Lemaitre *et al.* 2001). No Majoidea appear to be distributed only in Guadeloupe or the Lesser Antilles, except for species with an unclear status, such as *Mithrax leucomelas* Desbonne, *in* Desbonne & Schramm, 1867, or *Temmonotus*

TABLE 1. — Inventory of Decapoda Porcellanidae and Majoidea around Guadeloupe Island and in the Lesser Antilles, with number of identified species during KARUBENTHOS 2012 Expedition. Biodiversity coverage and completeness of inventory percentages are relative to total number of species in the Lesser Antilles.

Number of species	Porcellanidae	Majoidea
Guadeloupe, before KARUBENTHOS	5	48
During KARUBENTHOS	19	60
Total for Guadeloupe	20	81
Total for Lesser Antilles	37	102
KARUBENTHOS biodiversity coverage	51%	59%
Completeness of Guadeloupe inventory	54%	79%

TABLE 2. — Diversity of Lesser Antilles species by archipelagoes (see Fig. 1). Abbreviations: VI, Virgin Islands; ICA, Islands of the Caribbean Arc; IOV, Islands off Venezuela. The figures indicate the number of species found on a single (**bold**) or two archipelagoes. Number of species found simultaneously in the three archipelagoes is 32.

	VI	ICA	IOV
VI	3	13	0
ICA	–	36	15
IOV	–	–	3

simplex A. Milne-Edwards, 1875. The number of species by archipelagoes within the Lesser Antilles is recapitulated in Table 2. In this region 32 species (31.4%) are recorded simultaneously in VI, ICA and IOV. Thirty six species are reported from ICA only, which indicates that this archipelago has been probably more prospected than the others, including the massive sampling realized for KARUBENTHOS 2012. It is also possible that the biodiversity is a little higher in this archipelago which has more islands and a larger area than the others. The central situation of ICA probably accounts for almost the same numbers of species found simultaneously in ICA-VI (13) and ICA-IOV (15). On the contrary, no species are in common between VI-IOV which is an indication for a biodiversity change between these two remote regions that are separated by the Caribbean Sea.

TAXONOMIC ISSUES

Observations made in this work have helped to confirm the identity of some species, such as *Macrocoeloma nodipes* (Desbonne, *in* Desbonne & Schramm, 1867) distinct from *M. trispinosum* (Latreille, 1825) while it is sometimes considered as a variety only. However, the Majoidea have a great morphological plasticity between juveniles and/or sexes, which hampers often the determination. As a result, several determinations proposed herein should be verified in future works by using comparison specimens from different regions and/or molecular biology. The main encountered difficulties are for the following species: *Epialtus portoricensis* Rathbun, 1923, potential synonym of *E. longirostris* Stimpson, 1860; *Euprognatha acuta* A. Milne-Edwards, 1880, synonymized with *Euprognatha rastellifera* Stimpson, 1871 but perhaps distinct; *Mithrax leucomelas* Desbonne, *in* Desbonne & Schramm, 1867, species *Incertae sedis*, known only from Desbonne (1867) description without figure(s) and specimen(s), and perhaps a synonym of *Damithrax hispidus* (Herbst, 1790);

Nemausa cornuta (Saussure, 1857) separated from *Nemausa acuticornis* (Stimpson, 1871) but with an unusual setose form also identified (*Mithrax* sp. aff. *acuticornis*); *Pelia rotunda* A. Milne-Edwards, 1875, potential synonym of *P. mutica* (Gibbes, 1850); *Pyromaia acanthina* Lemaitre, N. H. Campos & Bermúdez, 2001, determined without male pleopod and no comparison specimens; *Stenocionops coelatus* (A. Milne-Edwards, 1878), potential synonym of *Stenocionops furcatus* (Olivier, 1791); *Stenorhynchus debilis* (Smith, 1871) an eastern Pacific species perhaps invasive in the Atlantic; *Temnonotus simplex* A. Milne-Edwards, 1875, probably a juvenile of *T. granulatus* A. Milne-Edwards, 1875.

The exact identity of *Mithrax aculeatus* (Herbst, 1790), *Mithrax pilosus* Rathbun, 1892 and *Mithrax verrucosus* H. Milne Edwards, 1832 is also unclear. The synonymy between *M. aculeatus* and *M. verrucosus* proposed by Windsor & Felder (2014) is not adopted, based on comparison of color plates of type specimens in Herbst (1790) and H. Milne Edwards (1832). Formerly *Mithrax aculeatus* (Herbst, 1790) was considered as the same as *Mithrax pilosus* Rathbun, 1892 (cf. Ng et al., 2008) and the specimens assigned in this work to *Mithrax pilosus* Rathbun, 1892, based on similarity with specimen illustrated in Rathbun (1925), will perhaps be re-assigned to *M. aculeatus* in the future. Further molecular biology studies are currently undertaken (c/o D. Felder) to solve this problem.

Acknowledgements

The KARUBENTHOS Expedition was funded by Fonds Européen de Développement Régional (FEDER) and Port Autonome de la Guadeloupe. During the expedition, Laure Corbari took part in the sorting, identification and photography of the crustacean material. In MNHN and during the Besse-et-Saint-Anastaise sorting workshop, the assistance of the collection managers of the crustaceans collection, Rachid Kebir, Paula Martin-Lefèvre, and Anouchka Sato was greatly appreciated. The senior author also thanks Laure Corbari for an MNHN visiting curatorship that made his research on the collection possible. The manuscript submitted was improved by two reviewers, Amanda M. Windsor and Carlos F. Lira-Gomez, who are warmly thanked.

The French Navy School has greatly facilitated the participation of the second author in this research program.

REFERENCES

- ALMEIDA A. O. & COELHO P. A. 2008. — Estuarine and marine brachyuran crabs (Crustacea: Decapoda) from Bahia, Brazil: checklist and zoogeographical considerations. *Latin American Journal of Aquatic Research* 36 (2): 183-222, figs 1-5.
- ALVES D. F. R., BARROS-ALVES S. P., TEIXEIRA G. M. & COBO V. J. 2012. — Mithracinae (Decapoda: Brachyura) from the Brazilian coast: review of the geographical distribution and comments on the biogeography of the group. *Nauplius* 20 (1): 51-62, figs 1-2. <http://dx.doi.org/10.1590/S0104-64972012000100006>
- ANKER A. 2014. — *Naushonia draconis* sp. nov., a heavily armoured mud shrimp from the Caribbean Sea, and taxonomic status of *Espeleonaushonia* Juarrero & Martínez-Iglesias, 1997 (Decapoda: Gebiidea: Laomediiidae). *Marine Biology Research* 10: 755-770, figs 1-6. <http://dx.doi.org/10.1080/17451000.2013.852684>
- ARENAS FUENTES V. & HERNÁNDEZ AGUILERA J. L. 2000. — *Fauna carcinológica de México. Crustáceos estomatópodos y decápodos del Golfo de México. Río Bravo, Tamaulipas a Cabo Catoche, Q. Roo.* UNAM México. Instituto de Ciencias del Mar. Informe Final SNIB-CONABIO. Proyecto No. H022: 1-255.
- AURIVILLIUS C. W. S. 1889. — Die Maskirung der Oxyrrhynchen, Dekapoden, durch besondere Anpassungen ihres Körperbaues vermittelt. *Eine biologisch-morphologische Studie Kungliga Svenska Vetenskapsakademiens Handlingar* 23 (4): 1-71, pls 1-5 (not consulted, from Rathbun, 1925).
- BASEXP 2016. — Repository of the Muséum national d'Histoire naturelle expeditions. KARUBENTHOS 2012, Available from <http://expeditions.mnhn.fr/campaign/karubenthos2012>. (Accessed 2016-06-08).
- BELL T. 1835. — Account of the Crustacea of the Coasts of South America. *Proceedings of the Zoological Society of London* 3: 169-182.
- BOLAÑOS J. A., HERNÁNDEZ G. & LIRA C. 2000. — *Mithraculus cinctimanus* Stimpson, 1860 y *Speloeophorus pontifer* (Stimpson, 1871) (Crustacea: Decapoda: Brachyura) dos nuevas adiciones a la carcinofauna venezolana. *Boletín del Instituto Oceanográfico de Venezuela* 39 (1-2): 25-31, fig. 1, pl. 1.
- BOSCHI E. E. 2000. — Species of Decapod Crustaceans and their distribution in the American Marine Zoogeographic Provinces. *Revista de Investigación y Desarrollo Pesquero* 13: 1-136, figs 1-21.
- CARMONA-SUÁREZ C. & CONDE J. E. 1996. — Littoral brachyuran crabs (Crustacea: Decapoda) from Falcón, Venezuela, with biogeographical and ecological remarks. *Revista Brasileira de Zoologia* 56: 725-747, figs 1-2.
- CARRÉ C. 2005. — *Inventaire des crustacés décapodes du littoral de la Martinique*. Master 2^e année Recherche *Exploitation durable des Écosystèmes littoraux*: 1-23, figs 1-5, 26 unnumbered photos.
- CHACE F. A. 1940. — Reports on the scientific results of the Atlantis expeditions to the West Indies, under the joint auspices of University of Havana and Harvard University. The Brachyuran crabs. *Torreia* 4: 1-65, figs 1-22.
- CHACE F. A. 1956. — Crustáceos decápodos y estomatópodos del Archipiélago de los Roques e Isla de la Orchilla, in MÉNDEZ A. (eds), *El Archipiélago Los Roques y La Orchilla*. Sociedad de Ciencias Naturales La Salle, Caracas: 145-168, 9 unnumbered photographs.
- CHACE F. A. 1966. — Decapod crustaceans from St. Helena Island, South Atlantic. *Proceedings of the United States National Museum* 118, 623-660, figs 1-14.
- COELHO P. A. 1999. — Revisão dos gêneros *Eurypodius* Guérin, 1825, *Anomalothir* Miers, 1879 e *Eucinotops* Stimpson, 1860, nas costas caribe e atlântica da América do Sul (Crustacea, Decapoda, Majidae). *Trabalhos do Instituto Oceanográfico, Universidade Federal de Pernambuco* 27(1): 149-168, figs 1-2.
- COELHO P. A. 2006. — Revisão de *Podochela* Stimpson e gêneros afins nas costas caribenha e atlântica da América do Sul (Crustacea, Decapoda, Inachidae). *Revista Brasileira de Zoologia* 23 (3): 678-691, figs 1-20.
- COELHO P. A., ALMEIDA A. O. & BEZERRA L. E. A. 2008. — Checklist of the marine and estuarine Brachyura (Crustacea: Decapoda) of the northern and northeastern Brazil. *Zootaxa* 1956, 1-58, fig. 1.
- CORREDOR L., CRIALES M. M., PALACIO J. & WERDING B. 1979. — Decápodos colectados en las Islas del Rosario. *Anales del Instituto de Investigaciones Marinas de Punta Betín* 11: 31-34.
- CORTÉS M. L. & CAMPOS N. H. 1999. — Crustáceos decápodos de fondos blandos, en la franja costera del departamento del Magdalena, Caribe colombiano. *Revista de la Academia Colombiana de Ciencias Exactas, Físicas y Naturales Bogotá* 23 (89): 603-614, figs 601-604.
- CRUZ-CASTAÑO N. C. & CAMPOS N. H. 2003. — Los cangrejos araña (Decapoda: Brachyura: Majoidea) del Caribe colombiano. *Biota Colombiana* 4 (2): 261-269.

- DE GRAVE S., PENTCHEFF N. D., AHYONG S. T., CHAN T.-Y., CRANDALL K. A., DWORSCHAK P. C., FELDER D. L., FELDMANN R. M., FRANSEN C. H. J. M., GOULDING L. Y. D., LEMAITRE R., LOW M. E. Y., MARTIN J. W., NG P. K. L., SCHWEITZER C. E., TAN S. H., TSHUDY D. & WETZER R. 2009. — A classification of living and fossil genera of decapod crustaceans. *The Raffles Bulletin of Zoology*, supplement 21: 1-109, figs 1-17.
- DESBONNE I. 1867. — Brachyures, in Desbonne I. & SCHRAMM A., *Crustacés de la Guadeloupe d'après un manuscrit du docteur Isis Desbonne comparé avec les échantillons de crustacés de sa collection et les dernières publications de MM. Henri de Saussure et William Stimpson*, (Première partie). Basse Terre, Imprimerie du Gouvernement, 1867: i-ii, 1-60, pls I-VIII.
- DESMAREST A. G. 1823. — Malacostracés, Malacostraca. (Crust), in CUVIER F. (ed.) *Dictionnaire des Sciences Naturelles, dans lequel on traite Méthodiquement des Différens êtres de la Nature, considérés soit en eux-mêmes, d'après l'état actuel de nos connoissances, soit relativement à l'utilité qu'en peuvent retirer la Médecine, l'Agriculture, le Commerce et les Arts. Suivi d'une biographie des plus Célèbres Naturalistes. Ouvrage destiné aux médecins, aux agriculteurs, aux commerçans, aux artistes, aux manufacturiers, et à tous ceux qui ont intérêt à connoître les productions de la nature, leurs caractères généraux et spécifiques, leur lieu natal, leurs propriétés et leurs usages*. Strasbourg et Paris: F. G. Levrault et Le Normant 28: 138-425 (Malacostracés 211-285), table I-IV, Atlas, vol. 4, pls 1-58.
- DOFLEIN F. 1899. — Amerikanische Dekapoden der k. bayerischen Staatssammlungen. *Sitzungsberichte der Mathematischen-Physikalischen Klasse der Königlich Bayerischen Akademie der Wissenschaften zu München* 29: 177-195.
- FABRICIUS J. C. 1793. — *Entomologia systematica emendata et aucta. Secundum classes, ordines, genera, species adjectis synonymis, locis, observationibus, descriptionibus*. Hafniae: Proft et Storch 2: 1-519 (not seen).
- FAXON W. 1896. — Reports on the results of dredging under the supervision of A. Agassiz, in the Gulf of Mexico (1877-78), in the Caribbean Sea (1878-79), and along the Atlantic coast of the United States (1880), by the U.S. coast survey steamer *Blake*. XXXVII Supplementary notes on the Crustacea. *Bulletin of the Museum of Comparative Zoology at Harvard College* 30: 153-166, pls 1-2.
- FELDER D. L., ÁLVAREZ M., GOY J. W. & LEMAITRE R. 2009. — Decapoda (Crustacea) of the Gulf of Mexico, with comments on the Amphionidacea, in FELDER D. L. & CAMP D. K. (eds) *Gulf of Mexico Origin, Waters, and Biota* (Volume 1), *Biodiversity*. College Station, Texas: Texas A & M University Press, 1019-1104, figs 1-11.
- GARCÍA L., HERNÁNDEZ G. & BOLAÑOS J. 1998. — Anomura y Brachyura de Isla de las Aves. *Saber* 10: 26-31.
- GERVAIN P., DIAZ N. & DRUAULT-AUBIN V. 2002. — *Optimisation de l'exploitation des ressources nouvelles en Guadeloupe. Ressources profondes et D.C.P.* Catalogue des espèces. Rapport de l'Institut régional de Pêche et de Marine, Rivière-Sens, 97113 Gourbeyre, Guadeloupe, Mars 2002: 1-109, figs unnumbered.
- GIBBES L. R. 1850. — On the carcinological collections of the cabinets of natural history in the United States with an enumeration of the species contained therein, and description of new species. *Proceedings of the American Association for the Advancement of Science*, third meeting: 167-201.
- GOEKE G. D. 1989. — *Stenorhynchus yangi*, a new western Atlantic species of arrow crab (Crustacea, Brachyura, Majidae) and a redescription of *S. seticornis* (Herbst, 1788). *Proceedings of the Biological Society of Washington* 102 (3): 620-636, figs 621-623.
- GÓMEZ-LEMONS L., CRUZ C. & CAMPOS N. H. 2008. — Nuevos registros de crustáceos Brachyura y ampliación de la distribución de algunas especies para el mar Caribe colombiano. *Boletín de investigaciones marinas y costeras* 37 (1): 53-62, figs 51-54.
- GUINOT D. 2012. — Remarks on Inachoididae Dana, 1851, with the description of a new genus and the resurrection of *Stenorhynchinae* Dana, 1851, and recognition of the inachid subfamily *Podocheleinae* Neumann, 1878 (Crustacea, Decapoda, Brachyura, Majoidea). *Zootaxa* 3416: 22-40, figs 1-3.
- HERBST J. F. W. 1782-1804. — *Versuch einer Naturgeschichte der Krabben und Krebse, nebst einer systematischen Beschreibung ihrer verschiedenen Arten*. Berlin G. A. Lange, vol. 1: 1-274, vol. 2: 1-225.
- HERNÁNDEZ G., LARES L. & BOLAÑOS J. 1999. — Crustáceos decápodos bentónicos del monumento natural de la Laguna de las Marites, Isla de Margarita. *Boletín del Instituto Oceanográfico de Venezuela* 38 (2): 25-32, figs 1-2.
- HERNÁNDEZ-ÁVILA G., GÓMEZ A., LIRA C. & GALINDO L. 2007. — Benthic decapod crustaceans (Crustacea: Decapoda) of Cubagua Island, Venezuela. *Zootaxa* 1557: 33-45, fig. 1.
- HERNÁNDEZ-ÁVILA I., LIRA C., BOLAÑOS J. 2008. — Primer hallazgo de *Nibilia antilocapra* (Stimpson, 1871) (Crustacea: Decapoda: Epialtidae) para Venezuela. *Revista de Biología Marina y Oceanografía* 43 (3): 687-689, fig. 1.
- HERNÁNDEZ-ÁVILA I., LIRA C. & BOLAÑOS J. 2009. — First record of *Stenocionops spinosissimus* (De Saussure, 1857) (Decapoda, Mithracidae) in Venezuelan waters. *Crustaceana* 82 (11): 1477-1479, fig. 1.
- HOLTHUIS L. B. 1959. — H. E. van Rijgersma – a little-known naturalist of St. Martin (Netherlands Antilles). *Zoologische Mededelingen* 36: 193-200.
- KLOMPMAKER A. A., PORTELL R. W., KLIER A. T., PRUETER V. & TUCKER A. L. 2015. — Spider crabs of the Western Atlantic with special reference to fossil and some modern Mithracidae. *PeerJ* 3:e1301: 1-36, figs 31-15; <http://dx.doi.org/10.7717/peerj.1301>
- LAMARCK J. B. 1818. — *Histoire naturelle des animaux sans vertèbres, présentant les caractères généraux et particuliers de ces animaux, leur distribution, leurs classes, leurs familles, leurs genres, et la citation des principales espèces qui s'y rapportent; précédée d'une introduction offrant la détermination des caractères essentiels de l'animal, sa distinction du végétal et des autres corps naturels, enfin, l'exposition des principes fondamentaux de la Zoologie*. Librairies Déterville et Verdrière, Paris, Première édition 5: 1-612 (crustacés p. 185-273).
- LATREILLE P. A. 1816. — Les crustacés, les arachnides et les insectes, in CUVIER G. (ed.), *Le règne animal distribué d'après son organisation, pour servir de base à l'histoire naturelle des animaux et d'introduction à l'anatomie comparée*. Volume 3. Paris: Déterville: 653 p.
- LATREILLE P. A. 1825-1828. — *Histoire Naturelle. Entomologie, ou Histoire naturelle des Crustacés, des Arachnides et des Insectes. Encyclopédie Méthodique*. Vol. 10. Paris: Agasse Imprimeur-Libraire: 1-832.
- LEGALL N. & POUPIN J. 2016 — CRUSTA: Database of Crustacea (Decapoda and Stomatopoda). Available from at <http://crustiesfroverseas.free.fr/> [Accessed 08.VI.2016].
- LEMAITRE R. 1995. — *Charybdis hellerii* (Milne Edwards, 1867), a nonindigenous portunid crab (Crustacea: Decapoda: Brachyura) discovered in the Indian River lagoon system of Florida. *Proceedings of the Biological Society of Washington* 108: 643-648, figs 1-2.
- LEMAITRE R., CAMPOS N. H. & BERMÚDEZ A. 2001. — A new species of *Pyromaia* from the Caribbean Sea, with a redescription of *P. propinqua* Chace, 1940 (Decapoda: Brachyura: Majoidea: Inachoididae). *Journal of Crustacean Biology* 21 (3): 760-773, figs 1-7.
- LIRA C. 2004. — *Crustáceos decápodos bentónicos litorales de la isla de La Tortuga, Venezuela*. FONACIT S1- 99000932 Technical Report, Caracas: 1-209, figs 1-34.
- LIRA C., FERNÁNDEZ D., BOLAÑOS J., HERNÁNDEZ G. & HERNÁNDEZ-ÁVILA I. 2013. — Contribuciones al conocimiento de la biodiversidad de crustáceos Decápodos de Venezuela. I. Primeros registros de *Macrocoeloma concavum* Miers 1886 y *Microphrys interruptus* Rathbun 1920 (Brachyura: Majoidea: Majidae). *Boletín del Centro de Investigaciones Biológicas* 47, 47-62, figs 1-2.
- LOCKINGTON W. N. 1877. — Remarks on the Crustacea of the Pacific coast of North America, including a catalog of the species in the Museum of the California Academy of Sciences, San

- Francisco. *Proceedings of the California Academy of Sciences* 7 (for 1876): 63-78.
- MARCANO J. & BOLAÑOS J. 2001. — Cangrejos májidos (Decapoda: Brachyura: Majidae) de las aguas someras marinas venezolanas. *Boletín del Instituto Oceanográfico de Venezuela* 40, 71-82.
- MARKHAM J. C., DONATH HERNÁNDEZ F. E., VILLALOBOS HIRIART J. L. & DÍAZ BARRIGA A. C. 1990. — Notes on the shallow-water marine Crustacea of the Caribbean coast of Quintana Roo, Mexico. *Anales del Instituto de Biología, Serie Zoología* 61: 405-446, fig. 1.
- MELO DE G. A. S. 1996. — *Manual de Identificação dos Brachyura, Caranguejos e Siris do Litoral Brasileiro*. Editora Plêiade, Fundação de Amparo à Pesquisa do Estado de São Paulo, 1-604, figs unnumbered.
- MELO DE G. A. S. 1998. — Malacostraca- Eucarida. Brachyura. Oxyrhyncha and Brachyrhyncha, in YOUNG P. S. (ed.), *Catalogue of Crustacea of Brazil*. Rio de Janeiro: Museu Nacional, Série Livros 6: 455-515.
- MIERS E. J. 1879. — On the classification of the Maioid Crustacea or Oxyrhyncha, with a synopsis of the families, sub-families and genera. *Journal of the Linnean Society of London. Zoology* 14: 634-673, pls 12-13.
- MIERS E. J. 1886. — Report on the Brachyura collected by H.M.S. *Challenger* during the years 1873-1876, in MURRAY J. (ed.) *Zoology. Report on the Scientific Results of the Voyage of H.M.S. Challenger During the Years 1873-76 Under the Command of Captain George S. Nares, R. N., F. R. S. and the Late Captain Frank Tourle Thomson, R. N. Wyville Thomson, C. and J. Murray (series eds)* 17: 1-362, pl. 1-29.
- MILNE-EDWARDS A. 1873-1880. — Études sur les xiphosures et les crustacés de la région mexicaine. Mission scientifique au Mexique et dans l'Amérique centrale, ouvrage publié par ordre du Ministre de l'Instruction publique. Recherches zoologiques pour servir à l'histoire de la faune de l'Amérique central et du Mexique, publiées sous la direction de M. H. Milne Edwards, membre de l'Institut. Cinquième partie. Tome premier. *Paris: imprimerie nationale*: 8 unnumbered p., 1-368, pls 1-63.
- MILNE-EDWARDS A. 1878. — Note sur quelques crustacés nouveaux appartenant au groupe des Oxyrhynques. *Bulletin de la Société de Philomathique de Paris* 7 (2): 222-225.
- MILNE-EDWARDS A. 1880. — Reports on the results of dredging, under the supervision of Alexander Agassiz, in the Gulf of Mexico, and in the Caribbean Sea, 1877, '78, '79, by the United States Coast Survey Steamer *Blake*, Lieut.-Commander C.D. Sigsbee, U.S.N., and Commander J.R. Bartlett, U.S.N., commanding. VIII. Études préliminaires sur les crustacés. *Bulletin of the Museum of Comparative Zoology at Harvard College* 8 (1): 1-68, pls 1-2.
- MILNE EDWARDS A. & BOUVIER E. L. 1923. — Reports on the results of dredging under the supervision of A. Agassiz, in the gulf of Mexico (1877-78), in the Carribean Sea (1878-79), and along the Atlantic coast of the United States (1880), by the U.S. coast survey steamer *Blake*. XLVII Les Porcellanides et les Brachyures. *Memoirs of the Museum of Comparative Zoology at Harvard College* 47 (4): 283-395, figs 1-23, pls 1-12.
- MILNE EDWARDS H. 1832. — Observations sur les Crustacés du genre *Mithrax*. *Magasin de Zoologie*, (2 année), classe 7, 1-16 (not paginated), pls 1-5.
- MILNE EDWARDS H. 1834-1840. — *Histoire Naturelle des Crustacés, comprenant l'anatomie, la physiologie et la classification de ces animaux*. Librairie de Roret, Paris 1-3: (1) 1-468, (2) 1-532, (3) 1-638, Atlas: 1-32, pls I-XLII.
- MILNE EDWARDS H. 1851. — Observations sur le squelette tégumentaire des Crustacés décapodes, et sur la morphologie de ces animaux. *Annales des Sciences naturelles*, troisième série 16: 221-291, pls. 8-11.
- MNHN-COLLECTION 2016. — Crustaceans (IU). Form for access to the crustaceans collections of the Muséum national d'Histoire naturelle, MNHN, Paris, France. Available from <https://science.mnhn.fr/institution/mnhn/collection/iu/item/search/form> [Accessed 08.VI.2016].
- MONOD T. 1939. — Sur quelques crustacés de la Guadeloupe (Mission P. Allorge, 1936). *Bulletin du Muséum national d'Histoire Naturelle* 11 (6): 557-568, figs 1-11.
- NG P. K. L., DAVIE P. J. F. & GUINOT D. 2008. — *Systema Brachyrorum*: Part 1. An Annotated checklist of extant Brachyuran crabs of the world. *The Raffles Bulletin of Zoology*, supplement series, 17: 1-286, figs 1-198.
- PAULMIER G. 1993. — *Crustacés profonds capturés aux casiers aux Antilles françaises*. Catalogue de l'Institut français de Recherche pour l'Exploitation de la Mer (IFREMER), février 1993: 1-34, pls 1-33.
- PAULMIER G. & GERVAIN P. 1994. — *Pêches expérimentales des crustacés profonds dans les eaux de la Martinique (Pandalidae, Nephropidae). Prospections, Rendements et Biologie des espèces*. Rapports internes de la Direction des Ressources Vivantes d'IFREMER, RI DRV 94-04, RH Antilles & L'Houmeau: 1-44, figs 1-39.
- POUPIN J. 1994. — *Faune marine profonde des Antilles françaises. Récoltes du navire Polka faites en 1993*. Éditions de l'ORSTOM, collection Études et Thèses: 1-79, pls 1-5.
- POUPIN J. & CORBARI L. in press — A preliminary assessment of the deep-sea Decapoda collected during the KARUBENTHOS 2015 Expedition to Guadeloupe Island. *Zootaxa*.
- POUPIN J. & LEMAITRE R. 2014. — Porcellanid crabs from Guadeloupe Island (Crustacea, Decapoda, Anomura), with an updated list of species from the Lesser Antilles. *Zoosystema* 36 (1): 5-27, figs 1-4. <http://dx.doi.org/10.5252/z2014n1a1>
- POWERS L. W. 1977. — A catalogue and bibliography to the crabs (Brachyura) of the Gulf of Mexico. *Contribution to Marine Science* 20 (supplement): 1-190, figs 1-4.
- PRETZMANN G. 1961. — Eine neue amerikanische Krabbe der Gattung *Lissa*. *Annalen des Naturhistorischen Museums in Wien*, 64: 173-177, figs 1-12.
- QUESTEL K. 2014. — La liste de la faune de Saint-Barthélemy. *Agence territoriale de l'environnement de Saint-Barthélemy*, version août 2014: 1-151.
- RAMOS H. 1986. — *Los cangrejos Brachyura del parque nacional Archipiélago de Los Roques*. Trabajo Especial de Grado, Facultad de Ciencias, Universidad Central de Venezuela, Caracas: 1-284 (not seen).
- RATHBUN M. J. 1892. — Catalogue of the crabs of the family Pericleridae in the U. S. National Museum. *Proceedings of the United States National Museum* 15: 231-277, pls 28-40.
- RATHBUN M. J. 1894. — Notes on the crabs of the family Inachidae in the United States National Museum. *Proceedings of the United States National Museum* 17 (984): 43-75, pl. 1.
- RATHBUN M. J. 1896. — Description of a new genus and four new species of crabs from the West Indies. *Proceedings of the United States National Museum* 19 (1104): 141-144.
- RATHBUN M. J. 1901. — The Brachyura and Macrura of Porto Rico. *Bulletin of the United States Fish Commission* 20, (dated) 1900 (2): 1-127, pl. 1-2
- RATHBUN M. J. 1920. — New species of spider crabs from the Straits of Florida and Caribbean Sea. *Proceedings of the Biological Society of Washington* 33: 23-24.
- RATHBUN M. J. 1923. — New species of American spider crabs. *Proceedings of the Biological Society of Washington* 36: 71-74.
- RATHBUN M. J. 1924a. — New species and subspecies of spider crabs. *Proceedings of the United States National Museum* 64: 1-5.
- RATHBUN M. J. 1924b. — Brachyuran crabs collected at Curaçao. *Bijdragen tot de Kennis der Fauna van Curaçao. Resultaten ener Reis van Dr C.J. van der Horst in 1920* 23: 13-21, figs 1-4, pl. III.
- RATHBUN M. J. 1925. — The spider crabs of America. *Bulletin of the U.S. National Museum* 129: i-xx, 1-613, figs 1-153, pls 1-283.
- RATHBUN M. J. 1933. — Brachyuran crabs of Porto Rico and the Virgin Islands. *Scientific survey of Porto Rico and the Virgin Islands* 15 (1): 5-121, figs 1-107.

- RATHBUN M. J. 1936. — Zoologische ergebnisse einer Reise nach Bonaire, Curaçao und Aruba in Jahre 1930. 17. Brachyuran Crustacea from Bonaire, Curaçao and Aruba. *Zoologische Jahrbücher Abteilung für Systematik* 67: 379-388 (not seen).
- RODRÍGUEZ G. 1980. — *Crustáceos Decápodos de Venezuela*. Instituto Venezolano de Investigaciones Científicas, Caracas: 1-494, figs 1-119, pls 1-70.
- SAL-MOYANO M., LAGOS-TOBIAS A., FELDER D. L. & MANTELATTO F. L. 2014. — Relative growth and reproductive parameters in a population of *Microphrys bicornutus* (Brachyura, Majoidea) from Bocas del Toro, Caribbean Sea, Panamá. *Revista de Biología Marina y Oceanografía* 49 (1): 81-90, figs 1-4.
- SANTANA W. & TAVARES M. 2009. — *Podocheila meloi* Sankarankutty, Ferreira & Cunha, 2001, a junior synonym of the spider crab *Inachoides forceps* A. Milne-Edwards, 1879 (Crustacea: Brachyura: Inachoididae). *Zootaxa* 2294: 62-68, figs 1-3.
- SANTANA W. & TAVARES M. 2010. — *Temnonotus simplex* A. Milne-Edwards, 1875, a junior synonym of *Temnonotus granulatus* A. Milne-Edwards, 1875 (Decapoda: Brachyura: Majidae). *Nauplius* 18 (2): 147-152, figs 1-4.
- SANTANA W., MARQUES F. & POHLE G. 2004. — Larval stages of *Stenocionops furcatus* (Olivier, 1791) (Decapoda: Brachyura: Majoidea) and a reappraisal of larval morphological characters for Mithracidae. *Journal of Plankton Research* 26: 859-874, figs 1-5.
- SAUSSURE H. de 1857. — Diagnoses de quelques crustacés nouveaux de l'Amérique tropicale. *Revue et Magazine de Zoologie pure et appliquée*, série 2, 9: 501-505.
- SCELZO M. A. & VARELA R. J. 1988. — Crustáceos Decápodos Litorales de la Isla La Blanquilla, Venezuela. *Memorias de la Sociedad de Ciencias Naturales* 47 (129): 33-53, figs 1-4.
- SCHMITT W. L. 1935. — Crustacea Macrura and Anomura of Porto Rico and the Virgin Islands. *Scientific Survey of Porto Rico and the Virgin Islands* 15 (2): 125-227, figs 1-80.
- STEBBING T. R. R. 1914. — Stalk-eyed Crustacea Malacostraca of the Scottish National Antarctic Expedition. *Transaction of the Royal Society of Edinburgh* 50: 253-307.
- STIMPSON W. 1860. — Notes on North American Crustacea in the Museum of the Smithsonian Institution, n°2. *Annals of the Lyceum of Natural History of New York* 7: 176-246, pls 2, 5.
- STIMPSON W. 1871. — Preliminary report on the Crustacea dredged in the Gulf Stream in the Straits of Florida by L.F. de Pourtales, Assist. U. S. Coast Survey. Part I. Brachyura. *Bulletin of the Museum of Comparative Zoölogy at Harvard College* 2: 109-160.
- STREETS T. H. 1871. — Catalogue of Crustacea from the Isthmus of Panama. Collected by J. A. McNeil. *Proceedings of the Academy of Natural Sciences of Philadelphia* 23 (2): 238-243.
- TAGLIAFICO A., GASSMAN J., FAJARDO C., MARCANO Z., LIRA C. & BOLAÑOS J. 2005. — Decapod crustaceans inventory of La Pecha Island, archipelago Los Frailes, Venezuela. *Nauplius* 13 (1): 89-94.
- TAMBURUS A. F. & MANTELATTO F. L. 2012. — Range extensions along western Atlantic for Epialtidae crabs (Brachyura, Majoidea) genera *Acanthonyx* Latreille, 1828 and *Epialtus* H. Milne Edwards, 1834. *Nauplius* 20 (2): 179-186, fig. 1.
- TAVARES M. S. & BRAGA DE MENDONÇA J. 1996. — *Charybdis helleri* (A. Milne Edwards, 1867) (Brachyura: Portunidae), eighth nonindigenous marine decapod recorded from Brazil. *Crustacean Research* 25: 151-157, fig. 1.
- VÉLEZ M. M. 1977. — Distribución y ecología de los Majidae (Crustacea: Brachyura) en la región de Santa Marta. *Anales del Instituto de Investigaciones Marinas de Punta Betín* 9: 109-140, figs 1-28.
- WAGNER H. P. 1990. — The genera *Mithrax* Latreille, 1818 and *Mithraculus* White, 1847 (Crustacea: Brachyura: Majidae) in the western Atlantic Ocean. *Zoologische Verhandelingen*, Leiden 264: 1-65, figs 1-55.
- WHITE A. 1847. — Short description of some new species of Crustacea in the collection of the British Museum. *The Annals and Magazine of Natural History*, series 1, 20 (132): 205-207.
- WILLIAMS A. B. 1984. — *Shrimps, lobsters, and crabs of the Atlantic coast of the eastern United States, Maine to Florida*. Smithsonian Institution Press, Washington D.C.: v-xviii, 1-550, figs 1-380.
- WINDSOR A. M. & FELDER D. L. 2009. — Re-evaluation of species allied to *Mithrax hispidus* (Decapoda: Majoidea: Mithracidae) based on three mitochondrial genes. *Zootaxa* 2302: 61-68, figs 1-2.
- WINDSOR A. M. & FELDER D. L. 2011. — A new species of *Hemus* (Majoidea: Majidae: Mithracinae) from the Pacific coast of Panamá, with a key to the genus. *Zootaxa* 2799: 63-68, figs 1-3.
- WINDSOR A. & FELDER D. L. 2014. — Molecular phylogenetics and taxonomic reanalysis of the family Mithracidae MacLeay (Decapoda: Brachyura: Majoidea). *Invertebrate Systematics* 28: 145-173, figs 1-4, <http://dx.doi.org/10.1071/IS13011>.
- WoRMS 2016. — World Register of Marine Species. Available from <http://www.marinespecies.org> at VLIZ. [Accessed 03.VI.2016]

Submitted on 11 March 2016;
accepted on 1st July 2016;
published on 30 September 2016.

APPENDIX
Additional Majoidea crabs from the Lesser Antilles
Not collected during KARUBENTHOS 2012

This documented list is extracted (VI.2016) from the database of Legall & Poupin (2016). It includes 42 additional species for Lesser Antilles, with associated references, of which 21 are reported around Guadeloupe. Twelve of them are deep species that are always collected deeper than 100 m. Almost all of them (39) are distributed in the western Atlantic only. More details for geographic distribution are in Felder *et al.* (2009).

Family EPIALTIDAE MacLeay, 1838

Epialtus brasiliensis Dana, 1852

Epialtus brasiliensis Dana, 1852: 132. — Marcano & Bolaños 2001: 75 (Cubagua). — Hernández-Ávila *et al.* 2007: table 1 (Cubagua).

DISTRIBUTION. — Western Atlantic, 1-20 m.

Esopus crassus A. Milne-Edwards, 1875

Esopus crassus A. Milne-Edwards, 1875 (1873-1880): 90 (Barbados); 1880: 2 (Barbados). — A. Milne-Edwards & Bouvier 1923: 389 (Barbados). — Rathbun 1925: 192 (Barbados).

DISTRIBUTION. — Western Atlantic, 183-403 m.

Herbstia depressa Stimpson, 1860

Herbstia depressa Stimpson, 1860: 185 (St Thomas). — A. Milne-Edwards 1873-1880: 77 (Saint Thomas). — Rathbun 1924b: 19 (Curaçao); 1925: 298 (St Thomas, Barbados, Curaçao).

DISTRIBUTION. — Western Atlantic, depth range unknown, shallow waters.

Hoploplites armatus (A. Milne-Edwards, 1880)

Nibilia armata A. Milne-Edwards, 1880: 4 (St Vincent, Grenadines, Barbados); 1873-1880: 348 (Antilles). — A. Milne-Edwards & Bouvier 1923: 386 (St Vincent, Grenadines).

Hoploplites armatus – Rathbun 1925: 307 (St Vincent, Barbados).

DISTRIBUTION. — Western Atlantic, 161-708 m.

Libinia ferreirae Brito Capello, 1871

Libinia ferreirae Brito Capello, 1871: 262. — Rodríguez 1980: 282 (Barbados, Margarita).

DISTRIBUTION. — Western Atlantic, 1-30 m.

Microlicia longirostris (Pretzmann, 1961)

Lissa longirostris Pretzmann, 1961: 12 (St Martin).

DISTRIBUTION. — Western Atlantic, ?1-61 m.

Mocosoa crebripunctata Stimpson, 1871

Mocosoa crebripunctata Stimpson, 1871: 128. — Poupin & Corbari in press (Guadeloupe, from KARUBENTHOS 2015 Expedition).

DISTRIBUTION. — Western Atlantic, 20-131 m.

Nibilia antilocapra (Stimpson, 1871)

Pisa antilocapra Stimpson, 1871: 110.

Herbstia sp. – Desbonne in Desbonne & Schramm 1867: 17 (Guadeloupe).

Nibilia erinacea A. Milne-Edwards, 1873-1880: 133 (Guadeloupe).

Nibilia antilocapra – Rathbun 1925: 290 (St Vincent, Barbados). — Hernández-Ávila *et al.* 2008: 687 (Margarita).

DISTRIBUTION. — Western Atlantic, 71-342 m.

Picroceroides tubularis Miers, 1886

Picroceroides tubularis Miers, 1886: 77. — Rathbun 1925: 354 (St Thomas).

DISTRIBUTION. — Western Atlantic, 20-110 m.

Rochinia hystrix (Stimpson, 1871)

Amathia hystrix Stimpson, 1871: 124. — A. Milne-Edwards 1880: 2 (St Kitts, Martinique, St Lucia, St Vincent, Barbados).

Anamathia hystrix (Stimpson) – Faxon 1896: 153 (Barbados).

Scyramathia hystrix – A. Milne-Edwards & Bouvier 1923: 380 (St Kitts, St Lucia, St Vincent, Barbados).

Rochinia hystrix – Rathbun 1925: 214 (Martinique, St Lucia, St Vincent, Barbados). — Poupin 1994: 42 (Guadeloupe).

DISTRIBUTION. — Western Atlantic, 150-708 m.

Rochinia tanneri (Smith, 1883)

Amathia tanneri Smith, 1883: 4

Rochinia tanneri – Poupin 1994: 43 (Guadeloupe).

DISTRIBUTION. — Western Atlantic, 128-351 m.

Rochinia umbonata (Stimpson, 1871)

Scyra umbonata Stimpson, 1871: 115. — A. Milne-Edwards 1880: 2 (St Vincent).

Scyramathia umbonata – A. Milne-Edwards & Bouvier 1923: 381 (St Vincent).

Rochinia umbonata – Rathbun 1925: 222 (St Vincent). — Paulmier 1993: 26 (Guadeloupe, Martinique). — Paulmier & Gervain 1994: 10 (Martinique). — Poupin 1994: 43 (Guadeloupe).

DISTRIBUTION. — Western Atlantic, 161-915 m.

Sphenocarcinus corrosus A. Milne-Edwards, 1878

Sphenocarcinus corrosus A. Milne-Edwards, 1878 (1873-1880): 136 (Barbados). — A. Milne-Edwards & Bouvier 1923: 378 (Montserrat, Barbados, Grenada). — Rathbun 1925: 187 (Barbados).

DISTRIBUTION. — Western Atlantic, 165-365 m.

Stenocionops furcatus (Olivier, 1791)

Cancer furcatus Olivier, 1791: 135.

Stenocionops furcata – Rathbun 1925: 449 (St Thomas, Dominica, Barbados).

DISTRIBUTION. — Western Atlantic, 2-180 m.

Stenocionops spinosissimus (Saussure, 1857)

Pericera spinosissima Saussure, 1857: 501 (Antilles). — Desbonne, in Desbonne & Schramm 1867: 12 (Guadeloupe). — A. Milne-Edwards 1873-1880: 51 (Guadeloupe).

Stenocionops spinosissima – Rathbun 1925: 455 (Guadeloupe, Dominica). — Gervain *et al.* 2002: 25 (Guadeloupe).

Stenocionops spinosissimus – Paulmier 1993: 24 (Guadeloupe, Martinique). — Paulmier & Gervain 1994: 10 (Martinique). — Poupin 1994: 44 (Guadeloupe). — Hernández-Ávila *et al.* 2009: 1477 (Margarita). — Lira *et al.* 2013: table 1 (Margarita).

DISTRIBUTION. — Western Atlantic, 25-480 m.

Stilbomastax margaritifera (Monod, 1939)

Tyche margaritifera Monod, 1939: 561 (Guadeloupe).

DISTRIBUTION. — Western Atlantic, 15-38 m.

Trachymaia cornuta A. Milne-Edwards, 1880

Trachymaia cornuta A. Milne-Edwards, 1880: 3 (St Croix, Barbados). — A. Milne-Edwards 1873-1880: 352 (Barbados). — A. Milne-Edwards & Bouvier 1923: 382 (St Thomas, Nevis). — Rathbun 1925: 229 (St Thomas, St Croix, Nevis, off Barbados).

DISTRIBUTION. — Western Atlantic, 150-620 m.

Family INACHIDAE MacLeay, 1838

Anomalothir frontalis (A. Milne-Edwards, 1879)

Anomalopus frontalis A. Milne-Edwards, 1879 (1873-1880): 189 (Barbados); 1880: 8 (Montserrat, Guadeloupe, Dominica, Barbados). — A. Milne-Edwards & Bouvier 1923: 368 (Montserrat, Guadeloupe, Dominica, Barbados). — Rathbun 1925: 25 (Montserrat, Guadeloupe, Dominica, Barbados).

DISTRIBUTION. — Western Atlantic, 131-421 m.

Anomalothir furcillatus (Stimpson, 1871)

Anomalopus furcillatus Stimpson, 1871: 125.

Anomalothir furcillatus. — A. Milne-Edwards 1880: 8 (St Croix, Dominica, St Vincent, Grenada). — A. Milne-Edwards & Bouvier 1923: 368 (St Croix, Dominica, St Vincent, Grenada). — Rathbun 1925: 24 (St Croix, Guadeloupe, Grenada; 1933: 6 (St Croix). Western Atlantic, 50-690 m.

Dorbynchus furcatus (A. Milne-Edwards, 1880)

Lispognathus furcatus A. Milne-Edwards, 1880: 9 (Grenada).

Lispognathus furcillatus A. Milne-Edwards, 1880 (1873-1880): 349 (Grenada).

DISTRIBUTION. — Grenada only, 532 m.

Dorbynchus thomsoni Wyville Thomson, 1873

Dorbynchus thomsoni Wyville Thomson, 1873: 175.

Lispognathus thomsoni – A. Milne-Edwards & Bouvier 1923: 363 (Grenada).

Achaeopsis thomsoni – Rathbun 1925: 29 (Grenada).

DISTRIBUTION. — Worldwide, 100-2080 m.

Family INACHOIDIDAE Dana, 1851

Anasimus fugax A. Milne-Edwards, 1880

Anasimus fugax A. Milne-Edwards, 1880: 9 (St Croix, Barbados). — A. Milne-Edwards 1873-1880: 350 (Barbados). — A. Milne-Edwards & Bouvier 1923: 366 (St Croix, Barbados). — Rathbun 1925: 64 (Barbados); 1933: 9 (near St Croix).

DISTRIBUTION. — Western Atlantic, 64-210 m.

Anasimus latus Rathbun, 1894

Anasimus latus Rathbun, 1894: 58; 1925: 65 (west of Trinidad).

DISTRIBUTION. — Western Atlantic, 26-274 m.

Arachnopsis filipes Stimpson, 1871

Arachnopsis filipes Stimpson, 1871: 121. — A. Milne-Edwards 1880: 6 (Dominica, Barbados). — A. Milne-Edwards & Bouvier 1923: 370 (Dominica, Barbados). — Rathbun 1925: 89 (Barbados).

DISTRIBUTION. — Western Atlantic, 27-238 m.

Collodes inermis A. Milne-Edwards, 1878

Collodes inermis A. Milne-Edwards, 1878: 179. — Rathbun 1925: 119 (Martinique).

DISTRIBUTION. — Western Atlantic, 1-40 m.

Collodes ?robustus Smith, 1881

Collodes ?robustus Smith, 1881: 414. — Poupin & Corbari in press (Guadeloupe, from KARUBENTHOS 2015 Expedition).

DISTRIBUTION. — Western Atlantic, 27-683 m.

Euprognatha acuta A. Milne-Edwards, 1880

Euprognatha acuta A. Milne-Edwards, 1880: 7 (St Kitts, St Vincent, Grenadines, Grenada); 1873-1880: 348 (St Kitts, St Vincent, Barbados). — A. Milne-Edwards & Bouvier 1923: 376 (St Kitts, St Vincent, Grenadines, Barbados)

Euprognatha rastellifera acuta – Rathbun 1925: 96 (St Kitts, Martinique, Barbados, Grenada).

DISTRIBUTION. — Western Atlantic, 27-707 m.

Inachoides forceps A. Milne-Edwards, 1879

Inachoides forceps A. Milne-Edwards, 1879: 199.

Inachoides obtusus A. Milne-Edwards, 1879 (1873-1880): 199 (Guadeloupe).

Inachoides laevis – Rathbun 1925: 63 (St Thomas; not *Inachoides laevis* Stimpson, 1860, restricted to eastern Pacific).

Inachoides forceps – Santana & Tavares 2009: 62 (Synonymy, distribution).

DISTRIBUTION. — Western Atlantic, 2-70 m.

Pyromaia arachna Rathbun, 1924

Pyromaia arachna Rathbun, 1924: 1. — Poupin 1994, 42 (Guadeloupe).

DISTRIBUTION. — Western Atlantic, 170-384 m.

Pyromaia cuspidata Stimpson, 1871

Pyromaia cuspidata Stimpson, 1871: 110. — Hernández-Ávila *et al.* 2007: 44 (Cubagua). — Poupin & Corbari, in press (Guadeloupe, from KARUBENTHOS 2015 Expedition).

DISTRIBUTION. — Western Atlantic, 27-549 m.

Pyromaia tuberculata (Lockington, 1877)

Inachus tuberculatus Lockington, 1877: 30.

Pyromaia tuberculata – Marcano & Bolaños 2001: 75 (Cubagua). — Hernández-Ávila *et al.* 2007: 44 (Cubagua).

DISTRIBUTION. — Eastern Pacific and invasive in the southwestern Atlantic (*cf.* Lemaitre *et al.*, 2001), 6-121 m.

Family MITHRACIDAE MacLeay, 1838 s.s.
following Windsor & Felder (2014)

Microphrys weddelli H. Milne Edwards, 1851

Microphrys weddelli H. Milne Edwards, 1851: 251; 1873-1880: 60, (Guadeloupe). — Rathbun 1925: 496 (Guadeloupe).

DISTRIBUTION. — Eastern Pacific and western Atlantic, 1-10 m (but revision of this taxon needed; see Windsor & Felder, 2014).

Mithrax hemphilli Rathbun, 1892

Mithrax hemphilli Rathbun, 1892: 263; 1925: 395 (Guadeloupe). — Wagner 1990: 23 (Curaçao).

DISTRIBUTION. — Western Atlantic, 1-60 m.

Mithrax leucomelas

Desbonne, *in* Desbonne & Schramm, 1867

Mithrax leucomelas Desbonne, *in* Desbonne & Schramm, 1867: 11 (Guadeloupe). — A. Milne-Edwards 1873-1880: 97 (Guadeloupe).

Mithrax(?) leucomelas – Rathbun 1925: 421 (Guadeloupe; with this remark ‘Nothing is known of this species, except the original description by Desbonne. Schramm himself could not find the specimen described’).

Nemausa acuticornis (Stimpson, 1871)

Mithrax acuticornis Stimpson, 1871: 116. — A. Milne-Edwards & Bouvier 1923: 390 (St Croix, St John/Norman-Flanagan Passage, Montserrat, Grenadines). — Rathbun 1924: 20 (Curaçao).

Mithrax (Mithrax) acuticornis – Rathbun 1925: 388 (Croix, St John/Norman-Flanagan Passage; probably only material examined, not the places for *Nemausa rostrata* A. Milne-Edwards, 1875 which is now accepted as *N. cornuta*).

Nemausa acuticornis – Carré 2005: 23 (Martinique).

DISTRIBUTION. — Western Atlantic, 1-103 m.

Nonala holderi (Stimpson, 1871)

Mithrax holderi Stimpson, 1871: 117. — Rathbun 1898: 259 (St Croix, St John).

Mithrax (Mithrax) holderi. — Rathbun 1925: 392 (St John, St Croix). — Wagner 1990: 10 (St John, Anguilla, Isla de Aves, Curaçao, Bonaire). — García *et al.* 1998: 27 (Isla de Aves). — Marciano & Bolaños 2001: 78 (Los Roques). — Lira *et al.* 2013: table 1 (Los Roques, Isla de Aves).

DISTRIBUTION. — Western Atlantic, 1-38 m.

Omalacantha interrupta (Rathbun, 1920)

Microphrys interruptus Rathbun, 1920: 24; 1925: 504 (Antigua, Barbados). — Lira *et al.* 2013: 52 (Margarita).

DISTRIBUTION. — Western Atlantic, 1-50 m.

Pitho anisodon (von Martens, 1872)

Othonia anisodon von Martens, 1872: 83.

Pitho anisodon — Rathbun 1925: 368 (Guadeloupe, Curaçao).

DISTRIBUTION. — Western Atlantic, 1-22 m.

Pitho dispar Rathbun, 1925

Pitho dispar Rathbun, 1925: 374 (St Thomas).

DISTRIBUTION. — Western Atlantic, deep range not reported.

Teleophrys ornatus Rathbun, 1901

Teleophrys ornatus Rathbun, 1901: 65.; 1925: 444 (St Croix).

DISTRIBUTION. — Western Atlantic, 7-44 m.

Teleophrys pococki Rathbun, 1924

Teleophrys pococki Rathbun, 1924: 5; 1925: 443 (Curaçao).

DISTRIBUTION. — Western Atlantic, 1-27 m.

Family MAJIDAE Samouelle, 1819

Temnonotus simplex A. Milne-Edwards, 1875

Temnonotus simplex A. Milne-Edwards, 1875 (1873-1880): 84 (Barbados). — A. Milne-Edwards & Bouvier 1923: 393 (Barbados). — Rathbun 1925: 342 (Barbados). This species is probably a juvenile of *T. granulatus* A. Milne-Edwards, 1875 (see Rathbun 1925; Chace 1940; Santana & Tavares 2010).

DISTRIBUTION. — Western Atlantic, 183-366 m.

