

# 2019

## St. Cloud State FOOTBALL



## SCSU Huskies Recordbook



## St. Cloud State Game Results (as of May 24, 2019)

### All games

Date	Opponent		Score	Overall	Conference	Time	Attend
* Aug 30, 2018	MARY	W	14-13	1-0	1-0	2hr45min	2933
* Sep 08, 2018	at Minnesota Crookston	W	44-14	2-0	2-0	2:30	230
* Sep 13, 2018	#16 MINN.-DULUTH	L	17-41	2-1	2-1	2:53	3077
* Sep 22, 2018	at Northern State	W	19-14	3-1	3-1	2:42	3429
* Sep 29, 2018	at #1 Minnesota State	L	10-45	3-2	3-2	2:27	6111
* Oct 06, 2018	WAYNE STATE (NE)	W	23-17	4-2	4-2	2:42	2438
* Oct 13, 2018	at Sioux Falls	W	30-27	5-2	5-2	2:35	1589
* Oct 20, 2018	UPPER IOWA	W	34-14	6-2	6-2	2:40	3571
* Oct 27, 2018	BEMIDJI STATE	L	24-37	6-3	6-3	2:50	2690
* Nov 03, 2018	at Minot State	W	30-23	7-3	7-3	2:48	585
* Nov 10, 2018	at MSU Moorhead	L	10-13	7-4	7-4	2:24	523

## St. Cloud State Overall Individual Statistics (as of May 24, 2019)

### All games

<b>Rushing</b>	<b>gp</b>	<b>att</b>	<b>gain</b>	<b>loss</b>	<b>net</b>	<b>avg</b>	<b>td</b>	<b>lg</b>	<b>avg/g</b>
Gregory Lewis	11	253	1116	41	1075	4.2	5	51	97.7
Curtwan Evans	4	63	276	5	271	4.3	2	36	67.8
Dwayne Lawhorn	9	39	169	57	112	2.9	2	26	12.4
Matt Winters	4	11	53	1	52	4.7	0	17	13.0
Justin Czech	6	22	79	47	32	1.5	0	29	5.3
Paris Howell	4	12	31	6	25	2.1	1	6	6.2
Tanner Teige	11	1	1	0	1	1.0	0	1	0.1
John Solberg	11	1	1	0	1	1.0	0	1	0.1
Dakar Williams	2	1	1	0	1	1.0	0	1	0.5
Team	7	8	0	10	-10	-1.2	0	0	-1.4
Total	0	411	1727	167	1560	3.8	10	51	0.0
Opponents	0	420	1514	334	1180	2.8	16	67	0.0

<b>Passing</b>	<b>gp</b>	<b>effic</b>	<b>comp-att-int</b>	<b>pct</b>	<b>yds</b>	<b>td</b>	<b>lg</b>	<b>avg/g</b>
Dwayne Lawhorn	9	121.11	132-265-9	49.8	1835	16	70	203.9
Justin Czech	6	93.19	23-56-3	41.1	301	3	35	50.2
Team	7	0.00	0-2-0	0.0	0	0	0	0.0
John Solberg	11	234.40	1-1-0	100.0	16	0	16	1.5
Total	0	115.89	156-324-12	48.1	2152	19	70	0.0
Opponents	0	126.09	195-326-7	59.8	2228	13	70	0.0

<b>Receiving</b>	<b>gp</b>	<b>no.</b>	<b>yds</b>	<b>avg</b>	<b>td</b>	<b>lg</b>	<b>avg/g</b>
John Solberg	11	55	848	15.4	8	70	77.1
John Pass	11	34	421	12.4	5	64	38.3
Sam Hartman	11	19	265	13.9	4	33	24.1
Anthony Carver	9	18	183	10.2	1	38	20.3
Nathan Gizma	10	13	221	17.0	1	56	22.1
Tanner Teige	11	10	147	14.7	0	42	13.4
Gregory Lewis	11	3	28	9.3	0	12	2.5
Ferri Ingraham	11	1	16	16.0	0	16	1.5
Joey Nelson	7	1	16	16.0	0	16	2.3
Paris Howell	4	1	7	7.0	0	7	1.8
Curtwan Evans	4	1	0	0.0	0	0	0.0
Total	0	156	2152	13.8	19	70	0.0
Opponents	0	195	2228	11.4	13	70	0.0

<b>Punt Returns</b>	<b>no.</b>	<b>yds</b>	<b>avg</b>	<b>td</b>	<b>lg</b>
James Smith	16	163	10.2	0	48
Kaiser Kastner	1	1	1.0	0	0
Total	17	164	9.6	0	48
Opponents	18	184	10.2	0	43

<b>Interceptions</b>	<b>no.</b>	<b>yds</b>	<b>avg</b>	<b>td</b>	<b>lg</b>
Jack Horter	2	18	9.0	1	18
Jamari Manuel	1	4	4.0	0	4
Ben Gutschow	1	0	0.0	0	0
Payton Conrad	1	0	0.0	0	0
Jake Bruner	1	5	5.0	0	5
Matthe Lechner	1	21	21.0	0	21
Total	7	52	7.4	1	21
Opponents	12	174	14.5	2	38

<b>Kick Returns</b>	<b>no.</b>	<b>yds</b>	<b>avg</b>	<b>td</b>	<b>lg</b>
Tanner Teige	15	293	19.5	0	31
James Smith	8	146	18.2	0	30
Je Makahununiu	2	20	10.0	0	11
John Solberg	2	44	22.0	0	28
Nolan Dwyer	1	10	10.0	0	10
Payton Conrad	1	11	11.0	0	11
Total	29	524	18.1	0	31
Opponents	33	523	15.8	0	57

<b>Fumble Returns</b>	<b>no.</b>	<b>yds</b>	<b>avg</b>	<b>td</b>	<b>lg</b>
Jack Horter	1	40	40.0	0	40
Parker Buckley	1	3	3.0	0	3
Total	2	43	21.5	0	40
Opponents	3	60	20.0	2	38

## St. Cloud State Overall Individual Statistics (as of May 24, 2019)

### All games

Scoring	td	fg	PAT				dxp	saf	pts
			kick	rush	rcv	pass			
Adam Stage	-	16-21	27-29	-	-	-	-	-	75
John Solberg	8	-	-	-	-	-	-	-	48
Gregory Lewis	5	-	-	-	-	-	-	-	30
John Pass	5	-	-	-	-	-	-	-	30
Sam Hartman	4	-	-	-	-	-	-	-	24
Curtwan Evans	2	-	-	-	-	-	-	-	12
Dwayne Lawhorn	2	-	-	-	-	-	-	-	12
Jack Horter	1	-	-	-	-	-	-	-	6
Paris Howell	1	-	-	-	-	-	-	-	6
Nathan Gizma	1	-	-	-	-	-	-	-	6
Anthony Carver	1	-	-	-	-	-	-	-	6
Justin Czech	-	-	-	-	-	0-1	-	-	0
Total	30	16-21	27-29	-	-	0-1	-	-	255
Opponents	33	10-12	28-30	0-1	1	1-2	-	-	258

Total Offense	g	plays	rush	pass	total	avg/g
Dwayne Lawhorn	9	304	112	1835	1947	216.3
Gregory Lewis	11	253	1075	0	1075	97.7
Justin Czech	6	78	32	301	333	55.5
Curtwan Evans	4	63	271	0	271	67.8
Matt Winters	4	11	52	0	52	13.0
Paris Howell	4	12	25	0	25	6.2
John Solberg	11	2	1	16	17	1.5
Tanner Teige	11	1	1	0	1	0.1
Dakar Williams	2	1	1	0	1	0.5
Team	7	10	-10	0	-10	-1.4
Total	0	735	1560	2152	3712	0.0
Opponents	0	746	1180	2228	3408	0.0

Field Goals	fg	pct.	01-19	20-29	30-39	40-49	50-99	lg	blk
Adam Stage	16-21	76.2	0-0	8-8	4-6	4-6	0-1	47	0

FG Sequence	St. Cloud State	Opponents
MARY	39,45,31	-
Minnesota Crookston	(46),(23),(47)	-
Minn.-Duluth	(32)	-
Northern State	(23),(30)	-
Minnesota State	(27)	(26)
Wayne State (NE)	(26),(40),46,(39)	(25)
Sioux Falls	(27)	24,(26),(31)
Upper Iowa	-	-
Bemidji State	(44)	(40),(26),(33)
Minot State	(23),(24),(31)	(37)
MSU Moorhead	(27),51	37,(25),(24)

Punting	no.	yds	avg	lg	tb	fc	i20	50+	blk
Adam Stage	61	2168	35.5	61	2	16	12	6	0
Total	61	2168	35.5	61	2	16	12	6	0
Opponents	68	2603	38.3	75	6	23	22	10	1

Kickoffs	no.	yds	avg	tb	ob	retn	net	ydln
Adam Stage	57	3137	55.0	19	2			
Total	57	3137	55.0	19	2	15.8	37.5	27
Opponents	54	3130	58.0	19	2	18.1	39.5	25

Numbers in (parentheses) indicate field goal was made.



## St. Cloud State Overall Individual Statistics (as of May 24, 2019)

### All games

All Purpose	g	rush	rcv	pr	kr	ir	total	avg/g
Gregory Lewis	11	1075	28	0	0	0	1103	100.3
John Solberg	11	1	848	0	44	0	893	81.2
Tanner Teige	11	1	147	0	293	0	441	40.1
John Pass	11	0	421	0	0	0	421	38.3
James Smith	11	0	0	163	146	0	309	28.1
Curtwan Evans	4	271	0	0	0	0	271	67.8
Sam Hartman	11	0	265	0	0	0	265	24.1
Nathan Gizma	10	0	221	0	0	0	221	22.1
Anthony Carver	9	0	183	0	0	0	183	20.3
Dwayne Lawhor	9	112	0	0	0	0	112	12.4
Matt Winters	4	52	0	0	0	0	52	13.0
Justin Czech	6	32	0	0	0	0	32	5.3
Paris Howell	4	25	7	0	0	0	32	8.0
Matthe Lechner	11	0	0	0	0	21	21	1.9
Je Makahununiu	10	0	0	0	20	0	20	2.0
Jack Horter	11	0	0	0	0	18	18	1.6
Ferri Ingraham	11	0	16	0	0	0	16	1.5
Joey Nelson	7	0	16	0	0	0	16	2.3
Payton Conrad	10	0	0	0	11	0	11	1.1
Nolan Dwyer	11	0	0	0	10	0	10	0.9
Jake Bruner	11	0	0	0	0	5	5	0.5
Stuart Hamann	11	0	0	0	0	4	4	0.4
Jamari Manuel	11	0	0	0	0	4	4	0.4
Kaiser Kastner	9	0	0	1	0	0	1	0.1
Dakar Williams	2	1	0	0	0	0	1	0.5
Team	7	-10	0	0	0	0	-10	-1.4
Total	0	1560	2152	164	524	52	4452	0.0
Opponents	0	1180	2228	184	523	174	4289	0.0

## St. Cloud State Overall Defensive Statistics (as of May 24, 2019)

### All games

#	Defensive Leaders	gp	Tackles				Sacks	Pass defense			Fumbles		blkd	
			ua	a	tot	tfl/yds		int-yds	brup	qbh	rcv-yds	ff	kick	saf
55	Jack Horter	11	49	24	73	9.5-43	1.0-11	2-18	.	3	3-40	2	.	.
13	Matthe Lechner	11	33	29	62	4.5-8	.	1-21	1	1	.	3	.	.
66	Jake Schley	11	38	23	61	11.0-52	4.0-26	.	2	3	.	.	.	.
14	Jamari Manuel	11	43	15	58	0.5-1	.	1-4	3	.	1-0	1	.	.
32	Parker Buckley	11	40	15	55	4.5-9	1.0-4	.	1	.	1-3	.	.	.
8	Ben Gutschow	11	35	15	50	.	.	1-0	7	.	1-0	.	.	.
44	Dev Krzanowski	10	25	23	48	5.0-8	.	.	1	2	.	1	.	.
97	Ferri Ingraham	11	23	19	42	8.0-38	3.5-19	.	1	5	1-0	1	1	.
28	Jake Bruner	11	28	5	33	2.0-5	1.0-4	1-5	6	.	.	.	.	.
45	Graham Miller	10	14	17	31	11.5-45	3.5-22	.	1	1	1-0	.	.	.
6	Stuart Hamann	11	23	7	30	0.5-2	.	0-4	3	.	1-0	.	.	.
47	Zach Stecklein	11	15	11	26	8.5-43	4.5-34	.	.	1	2-0	1	.	.
34	Alec Hafferman	11	19	7	26	.	.	.	2	2	1-0	.	.	.
38	Je Makahununiu	10	10	8	18	.	.	.	2	1	.	1	.	.
72	Skyler Kurt	11	9	8	17	4.0-7	.	.	.	1	.	2	.	.
37	Nolan Dwyer	11	10	5	15	2.0-5	.	.	.	1	.	1	.	.
95	Chanc Jakobson	9	9	5	14	.	.	.	.	.	.	1	.	.
99	Joe Carpenter	9	6	7	13	.	.	.	.	1	.	.	.	.
1	Payton Conrad	10	5	5	10	.	.	1-0	.	.	1-0	.	.	.
57	Kaiser Kastner	9	6	3	9	1.0-3	.	.	.	.	.	.	1	.
92	Wyatt Jentz	6	2	4	6	1.0-4	1.0-4	.	1	.	.	.	.	.
26	James Smith	11	4	1	5	.	.	.	.	.	.	.	.	.
23	Nathan Gizma	10	4	1	5	.	.	.	.	.	.	.	.	.
46	Adam Stage	11	4	.	4	.	.	.	.	.	.	.	.	.
12	Tanner Teige	11	3	.	3	1.0-3	.	.	.	.	.	.	.	.
7	Kyler Kluge	7	2	1	3	.	.	.	.	.	.	.	.	.
36	Tyler Turriff	6	2	.	2	.	.	.	.	.	.	1	.	.
30	Louis Williams	7	1	1	2	.	.	.	.	1	.	.	.	.
94	Dan Colvin	4	.	2	2	0.5-2	0.5-2	.	.	1	.	.	.	.
78	Park Mathewson	11	2	.	2	1.0-14	.	.	.	.	.	.	.	.
77	Chris Antoine	9	2	.	2	.	.	.	.	.	.	.	.	.
54	Rile Schreader	4	1	1	2	.	.	.	.	.	.	.	.	.
TM	Team	7	2	.	2	1.0-7	.	.	.	.	1-0	1	.	.
98	Jeremy Langue	1	.	1	1	.	.	.	.	.	.	.	.	.
91	Mitch Pelkey	2	1	.	1	.	.	.	.	.	.	.	.	.
25	Noah Zurbuchen	5	.	1	1	.	.	.	.	.	.	.	.	.
53	Scott Romeo	6	1	.	1	.	.	.	.	.	.	.	.	.
75	Tristan Kinder	11	1	.	1	.	.	.	.	.	.	.	.	.
24	Torrey Nalls	3	.	1	1	.	.	.	.	.	.	.	.	.
90	Luke Dunsmoor	1	.	1	1	.	.	.	.	.	.	.	.	.
9	John Solberg	11	.	.	.	.	.	.	1	.	.	.	.	.
11	Willie Spears	3	.	.	.	.	.	.	1	.	.	.	.	.
Total		0	472	266	738	77-299	19-123	7-52	33	24	14-43	16	2	.
Opponents		0	395	300	695	46-140	14-88	12-174	42	19	7-60	10	1	.



## St. Cloud State Overall Team Statistics (as of May 24, 2019)

### All games

Team Statistics	SCSU	OPP
SCORING	255	258
Points Per Game	23.2	23.5
Points Off Turnovers	40	66
FIRST DOWNS	200	175
Rushing	77	60
Passing	101	99
Penalty	22	16
RUSHING YARDAGE	1560	1180
Yards gained rushing	1727	1514
Yards lost rushing	167	334
Rushing Attempts	411	420
Average Per Rush	3.8	2.8
Average Per Game	141.8	107.3
TDs Rushing	10	16
PASSING YARDAGE	2152	2228
Comp-Att-Int	156-324-12	195-326-7
Average Per Pass	6.6	6.8
Average Per Catch	13.8	11.4
Average Per Game	195.6	202.5
TDs Passing	19	13
TOTAL OFFENSE	3712	3408
Total Plays	735	746
Average Per Play	5.1	4.6
Average Per Game	337.5	309.8
KICK RETURNS: #-Yards	29-524	33-523
PUNT RETURNS: #-Yards	17-164	18-184
INT RETURNS: #-Yards	7-52	12-174
KICK RETURN AVERAGE	18.1	15.8
PUNT RETURN AVERAGE	9.6	10.2
INT RETURN AVERAGE	7.4	14.5
FUMBLES-LOST	16-7	24-14
PENALTIES-Yards	59-476	59-545
Average Per Game	43.3	49.5
PUNTS-Yards	61-2168	68-2603
Average Per Punt	35.5	38.3
Net punt average	31.9	34.1
KICKOFFS-Yards	57-3137	54-3130
Average Per Kick	55.0	58.0
Net kick average	37.5	39.5
TIME OF POSSESSION/Game	30:54	29:06
3RD-DOWN Conversions	55/158	69/178
3rd-Down Pct	35%	39%
4TH-DOWN Conversions	7/15	13/20
4th-Down Pct	47%	65%
SACKS BY-Yards	19-123	14-88
MISC YARDS	0	0
TOUCHDOWNS SCORED	30	33
FIELD GOALS-ATTEMPTS	16-21	10-12
ON-SIDE KICKS	0-0	0-0
RED-ZONE SCORES	(32-40) 80%	(28-37) 76%
RED-ZONE TOUCHDOWNS	(21-40) 52%	(19-37) 51%
PAT-ATTEMPTS	(27-29) 93%	(28-30) 93%
ATTENDANCE	29418	24934
Games/Avg Per Game	10/2942	12/2078
Neutral Site Games		0/0

Score by Quarters	1st	2nd	3rd	4th	OT	Total
St. Cloud State	33	74	81	67	0	255
Opponents	34	98	107	19	0	258

## St. Cloud State Game Superlatives (as of May 24, 2019) All games

### TEAM GAME HIGHS

Rushes	47	at Northern State (Sep 22, 2018)
Yards Rushing	239	at Northern State (Sep 22, 2018)
	239	at Minot State (Nov 03, 2018)
Yards Per Rush	5.6	at Minot State (Nov 03, 2018)
TD Rushes	2	at Minnesota Crookston (Sep 08, 2018)
	2	at Minot State (Nov 03, 2018)
Pass attempts	51	vs Bemidji State (Oct 27, 2018)
Pass completions	27	vs Bemidji State (Oct 27, 2018)
Yards Passing	333	at Minnesota Crookston (Sep 08, 2018)
Yards Per Pass	12.3	at Minnesota Crookston (Sep 08, 2018)
TD Passes	4	vs Upper Iowa (Oct 20, 2018)
Total Plays	87	vs MARY (Aug 30, 2018)
Total Offense	509	at Minnesota Crookston (Sep 08, 2018)
Yards Per Play	7.4	at Minnesota Crookston (Sep 08, 2018)
Points	44	at Minnesota Crookston (Sep 08, 2018)
Sacks By	4	at Minnesota Crookston (Sep 08, 2018)
	4	at Sioux Falls (Oct 13, 2018)
First Downs	26	vs MARY (Aug 30, 2018)
Penalties	11	at Minot State (Nov 03, 2018)
Penalty Yards	101	at Minot State (Nov 03, 2018)
Turnovers	4	at Minnesota State (Sep 29, 2018)
	4	vs Bemidji State (Oct 27, 2018)
	4	at Minot State (Nov 03, 2018)
Interceptions By	2	vs Wayne State (NE) (Oct 06, 2018)
Punts	9	at Northern State (Sep 22, 2018)
Punting Avg	42.5	at Minot State (Nov 03, 2018)
Long Punt	61	at Minnesota State (Sep 29, 2018)
Punts inside 20	3	at Northern State (Sep 22, 2018)
Long Punt Return	48	at Minnesota Crookston (Sep 08, 2018)



## St. Cloud State Game Superlatives (as of May 24, 2019)

### All games

#### INDIVIDUAL GAME HIGHS

Rushes	37	Gregory Lewis at Minot State (Nov 03, 2018)
Yards Rushing	226	Gregory Lewis at Minot State (Nov 03, 2018)
TD Rushes	1	Gregory Lewis at Minnesota Crookston (Sep 08, 2018)
	1	Curtwan Evans at Minnesota Crookston (Sep 08, 2018)
	1	Curtwan Evans vs Minn.-Duluth (Sep 13, 2018)
	1	Lawhorn,Dwayne at Northern State (Sep 22, 2018)
	1	Gregory Lewis at Minnesota State (Sep 29, 2018)
	1	Gregory Lewis vs Upper Iowa (Oct 20, 2018)
	1	Paris Howell vs Bemidji State (Oct 27, 2018)
	1	Dwayne Lawhorn at Minot State (Nov 03, 2018)
	1	Gregory Lewis at Minot State (Nov 03, 2018)
	1	Gregory Lewis at MSU Moorhead (Nov 10, 2018)
Long Rush	51	Gregory Lewis vs Upper Iowa (Oct 20, 2018)
Pass attempts	51	Dwayne Lawhorn vs Bemidji State (Oct 27, 2018)
Pass completions	27	Dwayne Lawhorn vs Bemidji State (Oct 27, 2018)
Yards Passing	333	Dwayne Lawhorn at Minnesota Crookston (Sep 08, 2018)
TD Passes	4	Dwayne Lawhorn vs Upper Iowa (Oct 20, 2018)
Long Pass	70	Dwayne Lawhorn at Minnesota Crookston (Sep 08, 2018)
Receptions	12	John Solberg vs MARY (Aug 30, 2018)
Yards Receiving	168	John Pass at Minnesota Crookston (Sep 08, 2018)
TD Receptions	3	John Solberg vs Upper Iowa (Oct 20, 2018)
Long Reception	70	John Solberg at Minnesota Crookston (Sep 08, 2018)
Field Goals	3	Adam Stage at Minnesota Crookston (Sep 08, 2018)
	3	Adam Stage vs Wayne State (NE) (Oct 06, 2018)
	3	Adam Stage at Minot State (Nov 03, 2018)
Long Field Goal	47	Adam Stage at Minnesota Crookston (Sep 08, 2018)
Punts	9	Stage,Adam at Northern State (Sep 22, 2018)
Punting Avg	42.5	Adam Stage at Minot State (Nov 03, 2018)
Long Punt	61	Adam Stage at Minnesota State (Sep 29, 2018)
Punts inside 20	3	Stage,Adam at Northern State (Sep 22, 2018)
Long Punt Return	48	James Smith at Minnesota Crookston (Sep 08, 2018)
Long Kickoff Return	31	Tanner Teige vs MARY (Aug 30, 2018)
Tackles	13	Jamari Manuel vs Upper Iowa (Oct 20, 2018)
	13	Jack Horter vs Upper Iowa (Oct 20, 2018)
	13	Jake Schley at MSU Moorhead (Nov 10, 2018)
Sacks	1.5	Zach Stecklein at Minnesota Crookston (Sep 08, 2018)
	1.5	Graham Miller at Minot State (Nov 03, 2018)
Tackles For Loss	2.5	Schley,Jake at Northern State (Sep 22, 2018)
	2.5	Ferri Ingraham vs Wayne State (NE) (Oct 06, 2018)
	2.5	Jack Horter at MSU Moorhead (Nov 10, 2018)
	2.5	Jake Schley at MSU Moorhead (Nov 10, 2018)
Interceptions	1	Matthe Lechner vs MARY (Aug 30, 2018)
	1	Jamari Manuel at Minnesota Crookston (Sep 08, 2018)
	1	Jack Horter vs Minn.-Duluth (Sep 13, 2018)
	1	Ben Gutschow vs Wayne State (NE) (Oct 06, 2018)
	1	Payton Conrad vs Wayne State (NE) (Oct 06, 2018)
	1	Jack Horter at Sioux Falls (Oct 13, 2018)
	1	Jake Bruner at Minot State (Nov 03, 2018)

## The Last Time SCSU ...

<b>Scored 40-50 points in a game:</b>	One time, 2018
.....	last 44-14 win at Minnesota Crookston, Sept. 8, 2018
<b>Scored 50-60 points in a game:</b>	Two times, 2017
.....	last 53-27 win vs. Minnesota Crookston, Oct. 7, 2017
<b>Scored 60-70 points in a game:</b>	One time, 2015
.....	last 62-14 win vs. Minnesota-Crookston, Oct. 3, 2015
<b>Scored 70+ points in a game:</b>	Aug. 31, 2006
.....	71-0 win vs. Minnesota-Crookston
<b>Shutout an opponent:</b>	Nov. 5, 2016
.....	31-0 at Minot State
<b>Was shutout by an opponent:</b>	36-0
.....	lost 36-0 at Univ. of Sioux Falls, Sept. 20, 2014
<b>Gained over 500 yards total offense:</b>	One time, 2018
.....	last 509 yards in 44-14 win at Minnesota Crookston, Sept. 8, 2018
<b>Gained over 600 yards total offense:</b>	Sept. 29, 2012
.....	642 yards vs. Minnesota Duluth in 51-49 win
<b>Gained over 700 yards total offense:</b>	Nov. 16, 2013
.....	780 yards vs. MSU Moorhead in 64-27 win
<b>Individual rushed for over 200 yards:</b>	Nov. 11, 2018
.....	226 by Gregory Lewis at Minot State
<b>Individual passed for over 300 yards:</b>	One Time, 2017
.....	327 yards in 53-27 win vs. Minnesota Crookston, Oct. 7, 2017
<b>Individual with over 200 yards receiving:</b>	Nov. 20, 2010
.....	*236 yards by Fred Williams vs. Hillsdale College (NCAA playoff game)
<b>Gained over 90-yards on a rushing play</b>	Nov. 9, 2012
.....	94 yards by Phillip Klaphake at MSUM in 39-37 win
<b>Gained over 80-yards on a pass play</b>	Nov. 2, 2013
.....	86-yard pass from Phillip Klaphake to Taylor Berger in 45-6 win at Bemidji State
<b>Scored on a kick-off return:</b>	Nov. 12, 2016
.....	86 yards by Nick Greenlund vs. UMD
<b>Opponent scored on a kick-off return:</b>	Sept. 2, 2009
.....	80 yards by Desmond Randall of Maine
<b>Scored on a punt return:</b>	Twice, 2012
.....	Twice by Tate Wheeler vs. Minnesota-Crookston (42 & 48 yards)
<b>Opponent scored on a punt return:</b>	Oct. 26, 2002
.....	48 yards by Dominic Longo of Minnesota State
<b>Scored on a fumble recovery return:</b>	Oct. 26, 2013
.....	86 yards by Kyle Risinger in 64-7 win over Northern State
<b>Opponent scored on a fumble recovery return:</b>	Sept. 29, 2018 (2)
.....	38 yards by Alex Goetti vs. Minn. State & 24 yards by Jayme LaPlante vs. Minn. State
<b>Scored on an interception return</b>	Three times, 2017
.....	last by Carvel Graham on a 25 yard return vs. Minnesota Crookston, Oct. 7, 2017
<b>Opponent Scored on an interception return:</b>	Oct. 13, 2007
.....	44 yards, by Brian Baumgartner, AC
<b>Allowed under 100 yards rushing:</b>	Six times, 2018
.....	last 60 yards at Minot State in 30-23 win, Nov. 3, 2018
<b>Allowed under 100 yards passing:</b>	Two times, 2017
.....	64 yards at Bemidji State in 17-10 loss on Nov. 4, 2017
<b>Allowed under 200 yards total offense:</b>	Sept. 22, 2018
.....	143 yards (2 rush/141 pass) at Northern State in a 19-14 win
<b>Collected five or more interceptions in a game:</b>	.5 vs Northern State, Oct. 26, 2013
<b>Collect four interceptions in a game:</b>	4 at MSU Moorhead, Oct. 31, 2015
<b>Individual with three or more interceptions in a game:</b>	Sept. 28, 2013
.....	3 by Jack Moro at vs. Augustana College in 31-6 win
<b>Individual with three or more sacks in a game:</b>	Oct. 27, 2012
.....	3 by Bo Putrah vs. Bemidji State in 30-27 loss
<b>Individual with 15 or more tackles in a game:</b>	Nov. 12, 2016
.....	15 by Gary Koehring in 48-34 loss vs. Minnesota Duluth
<b>Kicked a field goal over 50 yards</b>	Oct. 21, 2017
.....	*55 yards by Adam Stage at Mary
<b>Individual with 5 or more PATs in a game</b>	Sept. 8, 2018
.....	5 of 5 by Adam Stage at Minnesota Crookston in 44-14 win

\* Team Record



Kyle Risinger



Carvel Graham



Bo Putrah



## **200+ Yards Rushing**

337*	Harry Jackson, 337 vs. So. Dakota, Nov. 4, 1989
318	Randy Martin, 318 vs. Augustana, Nov. 9, 1996
238	Randy Martin, 238 vs. Augustana, Oct. 8, 1994
236	Matt Birkel, 236 vs. UN-Omaha, Nov. 2, 2002
232	Jaden Huff, 232 vs. Minot State, Nov. 5, 2016
229	Randy Martin, 229 vs. UN-Omaha, Oct. 28, 1995
227	Matt Birkel, 227 vs. Missouri Western, Oct. 29, 2005
226	Gregory Lewis, 226 at Minot State, Nov. 3, 2018
223	Bill Stallings, 223 vs. UN-Omaha, Oct. 2, 1999
222	Matt Birkel, 222 vs. Wayne State, Aug. 27, 2005
222	Randy Martin, 222 vs. South Dakota, Oct. 5, 1996
217	Matt Birkel, 217 vs. UMD, Nov. 6, 2004
213	Matt Birkel, 213 vs. Western Washington, Sept. 4, 2003
212	Matt Birkel, 212 vs. MSU, Sept. 25, 2004
209	Harry Jackson, 209 vs. UNC, Sept. 24, 1988
207	Harry Jackson, 207 vs. SDSU, Oct. 24, 1987
205	Randy Martin, 205 vs. Morningside, Oct. 14, 1995
204	Matt Birkel, 204 vs. Western Washington, Sept. 10, 2005

## **150+ Yards Receiving**

236*	Fred Williams, 236 vs. Augustana, Sept. 4, 2010
228	Mike McKinney, 228 vs. North Dakota, Oct. 24, 1998
195	Eli Shoemaker, 195 vs. Bemidji State, Oct. 27, 2012
185	Mike McKinney, 185 at UNC, Sept. 27, 1997
185	Ben Nelson, 185 at New Haven, Nov. 3, 2001
183	Fred Williams, 183 at MSU Moorhead, Nov. 13, 2010
182	Nate Lehman, 182 at Minnesota-Duluth, Sept. 9, 2000
181	Jameson Parsons, 181 vs. USF, Sept. 1, 2016
180	Jameson Parsons, 180 vs. SMSU, Sept. 20, 2015
176	Nate Lehman, 176 vs. North Dakota, Nov. 4, 2000
176	Mike Jacobs, 176 at Morningside, Oct. 23, 1999
176	John Kimbrough, 176 vs. St. John's, 1975
172	John Wall, 172 vs. MSU-Moorhead, Oct 15, 2016
172	Eric Edmond, 172 vs. MSU, Mankato, Oct. 29, 1994
170	Fred Williams, 170 at Northern State, Oct. 2, 2010
168	John Pass, 168 at Minnesota Crookston, Sept. 8, 2018
163	Jameson Parsons, 163 vs. MSU Moorhead, Oct. 31, 2015
163	Jameson Parsons, 163 vs. Minnesota Duluth, Oct. 10, 2015
165	Fred Williams, 165 at Conc.-St. Paul, Sept. 11, 2010
158	Derek Sedin, 158 vs. Wis-Whitewater, Sept. 15, 2007
157	Jameson Parsons, 157 at Bemidji State, Oct. 24, 2015
154	Mike McKinney, 154 vs. Augustana, Oct. 18, 1997
153	Jameson Parsons, 153 vs. Bemidji State, Oct. 29, 2016
153	John Derlein, 153 at South Dakota, Oct. 9, 1999
151	Jon Solberg, 151 vs. UM Crookston, Oct. 7, 2017
150	Ben Nelson, 150 at Northern State, Sept. 14, 2002
150	Mike Jacobs, 150 at Augustana, Sept. 23, 2000

\*Team Record

## **Big Crowds at SCSU**

### **Top 10 Crowds in the history of Husky Stadium**

1. 5158 - Minnesota Duluth - 10/29/11
2. 5102 - Minnesota Duluth - 10/18/08
3. 4671 - Augustana - 8/27/09
4. 4524 - Minnesota State - 9/29/12
5. 4198 - South Dakota - 10/15/05  
4198 - North Dakota - 10/2/04
7. 4147 - Sioux Falls - 8/30/12
8. 4115 - Augustana - 10/8/05
9. 4106 - Winona State - 9/18/10
10. 4102 - Western Washington - 9/11/04




Matt Birkel



Fred Williams



Harry Jackson



Mike McKinney

## 250+ Yards Passing


512*	Phillip Klaphake vs. MSU Moorhead, Nov. 16, 2013
466	Phillip Klaphake vs. Minnesota Duluth, Sept. 25, 2012
424	Nate Meyer at Minnesota Duluth, Oct. 10, 2015
378	Nate Meyer at MSU Moorhead, Oct. 15, 2016
377	Jon Quesnel vs. Augustana, Oct. 14, 2006
369	Keith Heckendorf vs. UN-Omaha, Nov. 2, 2002
367	Nate Meyer at Northern State, Oct. 25, 2014
369	Keith Heckendorf at South Dakota St., Sept. 22, 2001
361	Nate Meyer at Bemidji State, Oct. 24, 2015
355	Jon Miller vs. North Dakota, Nov. 24, 1998
347	Nate Meyer at MSU Moorhead, Oct. 18, 2014
345	Keith Heckendorf vs. UN-Omaha, Oct. 25, 2003
342	Jon Miller at UN-Omaha, Nov. 14, 1998
342	Phillip Klaphake vs. Minnesota, Crookston, Oct. 22, 2011
336	Nate Meyer at Augustana, Sept. 12, 2015
335	Phillip Klaphake at MSU Moorhead, Nov. 13, 2010
333	Dwayne Lawhorn at Minnesota Crookston, Sept. 8, 2018
329	Keith Heckendorf vs. South Dakota St., Nov. 1, 2003
329	Phillip Klaphake at #1 Minnesota State, NCAA Playoff, Nov. 30, 2013
327	Dwayne Lawhorn vs. Minnesota Crookston, Oct. 7, 2017
323	Keith Heckendorf vs. Augustana, Sept. 29, 2001
323	Phillip Klaphake vs. Wayne State, Sept. 14, 2013
320	Phillip Klaphake vs. Southwest Minn. State, Oct. 16, 2010
319	Phillip Klaphake at Augustana, Sept. 4, 2010
316	Jon Miller at UNC, Sept. 27, 1997
313	Keith Heckendorf vs. MSU Mankato, Oct. 20, 2001
312	Dan Kaczor vs. Minnesota Crookston, Sept. 3, 2005
309	Keith Heckendorf at South Dakota, Sept. 14, 2001
308	Nate Meyer at Wayne State, Sept. 24, 2016
308	Jon Miller vs. Nebraska-Omaha, Nov. 15, 1997
307	Jon Miller at South Dakota, Nov. 7, 1998
305	Keith Heckendorf vs. South Dakota St., Sept. 28, 2002
303	Nate Meyer at Upper Iowa, Sept. 10, 2016
303	Keith Heckendorf vs. Western Wash., Sept. 4, 2003
302	Dan Kaczor vs. Augustana, Oct. 9, 2004
302	Mike Hammerseng vs. Minnesota Duluth, Nov. 11, 2006
301	Phillip Klaphake at Concordia-St. Paul, Sept. 11, 2010
300	Todd Bouman vs. SDSU, Sept. 17, 1994
295	Nate Meyer vs. Minnesota State, Sep. 17, 2016
297	Phillip Klaphake at Southwest Minn. State, Sept. 7, 2013
294	Phillip Klaphake at Northern State, Oct. 20, 2012
293	Keith Heckendorf vs. North Dakota St., Nov. 8, 2003
293	Phillip Klaphake vs. Northern State, Oct. 26, 2013
284	Phillip Klaphake vs. Wayne State (Mich.), NCAA Playoff, Nov. 19, 2011
279	Dan Kaczor vs. Western Washington, Sept. 11, 2004
277	Dwayne Lawhorn vs. Minot State, Nov. 11, 2017
277	Dwayne Lawhorn vs. Bemidji State, Oct. 27, 2018
275	Keith Heckendorf vs. No. Colorado, Oct. 12, 2002
270	Dan Kaczor vs. Northern State, Sept. 17, 2005
270	Keith Heckendorf vs. UM-Crookston, Aug. 28, 2003
270	Jon Miller vs. North Dakota, Oct. 25, 1997
270	Phillip Klaphake vs. Augustana, Sept. 28, 2013
269	Ryan Stelter vs. Augustana, Sept. 25, 1999
269	Dwayne Lawhorn vs. Upper Iowa, Oct. 20, 2018
266	Jon Quesnel vs. Central Washington, Sept. 30, 2006
266	Jon Quesnel vs. North Dakota, Nov. 4, 2006
263	Keith Heckendorf at Northern Colorado, Oct. 6, 2001
263	Phillip Klaphake at #4 Henderson State, NCAA Playoff, Nov. 23, 2013
261	Keith Heckendorf vs. No. Michigan, Sept. 7, 2002
260	Keith Heckendorf vs. South Dakota, Sept. 21, 2002
260	Todd Bouman vs. South Dakota, Nov. 12, 1994
259	Keith Heckendorf vs. South Dakota, Oct. 18, 2003
259	Jim Mauer vs. UNC, Sept. 26, 1992

256	Phillip Klaphake vs. Bemidji State, Oct. 27, 2012
256	Nate Meyer vs. Bemidji State, Nov. 1, 2014
255	Jon Miller vs. MSU, Mankato, Oct. 4, 1997
255	Dwayne Lawhorn vs. Mary, Aug. 30, 2018
254	Dwayne Lawhorn vs. Concordia-St. Paul, Sept. 16, 2017
254	Nate Meyer vs. Sioux Falls, Sept. 1, 2016
254	Dan Kaczor vs. Wayne St., Aug. 26, 2004
253	Todd Bouman vs. Mankato, Oct. 29, 1994 (Dome)
251	Jon Quesnel vs. Nebraska-Omaha, Oct. 28, 2006
250	Phillip Klaphake vs. Concordia-St. Paul, Sept. 10, 2011

\*Team Record



Nate Meyer



Todd Bouman



Phil Klaphake



Jon Quesnel



OPP	G	W	L	T	START
Augustana (SD)✓	37	22	15	0	1950
Bemidji State ✓	62	37	22	3	1927
California (PA)	1	1	0	0	2011
Central Missouri St.	1	0	1	0	1998
Central Washington	2	0	2	0	2006
Concordia-Moorhead	1	1	0	0	1922
Concordia Coll. (NB)	2	2	0	0	1962
Concordia-St. Paul ✓	5	5	0	0	2010
Dakota State	2	2	0	0	1980
Grand Valley State	1	0	1	0	1982
Gustavus Adolphus	1	1	0	0	1982
Hamline University	4	2	2	0	1931
Henderson State	1	1	0	0	2013
Hillsdale College	1	1	0	0	2010
Idaho, Univ. of	1	0	1	0	1992
Indiana State	2	0	2	0	1985
Jamestown College	1	1	0	0	1933
Loras College (IA)	2	1	1	0	1958
Macalester College	1	1	0	0	1936
Manitoba 2	2	2	0	0	1948
Mary ✓	13	13	0	0	2006
Minnesota State**✓	83	42	37	4	1923
Michigan Tech	24	9	14	1	1951
Minnesota-Crookston ✓	15	15	0	0	2003
Minnesota Duluth✓	51	24	27	0	1933
Minnesota-Morris	16	6	9	1	1965
Minot State	11	10	0	1	1937
Missouri Western	2	1	1	0	2005
Mississippi College	1	0	1	0	1989
MSU Moorhead✓	63	37	24	2	1920
Morningside	21	15	6	0	1966
Nebraska-Omaha	28	11	17	0	1974
New Haven	2	1	1	0	2001
Nicholls State	1	0	1	0	1987
Northern Arizona	1	0	1	0	1997
North Dakota	31	4	27	0	1900
North Dakota State	26	5	21	0	1900
Northern Colorado	20	8	12	0	1983
Northern State ✓	21	15	6	0	1946
Northern Iowa	2	0	2	0	1976
Northern Michigan	3	1	2	0	1960
Northland Coll. (WI)	2	2	0	0	1962
NW Missouri State	2	1	1	0	1988
Parsons Coll. (IA)	1	0	1	0	1966
Pittsburg State (KS)	1	0	1	0	2003

OPP	G	W	L	T	START
St. Ambrose Coll. (IA)	2	0	2	0	1956
St. John's (MN)	43	11	31	1	1925
St. Norbert (WI)	6	1	5	0	1964
St. Thomas	6	2	4	0	1973
Sioux Falls, U of.	4	1	3	0	2012
Southwest MN State ✓	18	17	2	0	1970
South Dakota	26	15	11	0	1955
South Dakota State	33	8	25	0	1947
Upper Iowa ✓	7	5	2	0	1949
Wartburg Coll. (IA)	1	0	1	0	1958
Wayne State U. (MI)	1	0	1	0	2011
Wayne State (NE) ✓	14	12	2	0	1965
Western Illinois	2	0	1	1	1968
Western Washington	5	3	2	0	2003
Westmar Coll. (IA)	1	1	0	0	1956
Winona State ✓	61	42	15	4	1922
Wis.-Eau Claire	9	7	1	1	1925
Wis. -La Crosse	6	2	4	0	1952
Wis. -River Falls	6	4	2	0	1946
Wis. -Stevens Point	4	1	3	0	1934
Wis.-Stout	10	7	3	0	1952
Wis. -Superior	2	1	1	0	1954
Wis. -Whitewater	1	1	0	0	2007
13 Others	30	22	4	4	1920
TOTALS*	856	462	376	23	1920

\* Includes five games played prior to 1920. Also, the four forfeited games in 1976 do count as losses vs. opponents.

\*\* Minnesota State was formerly known as Mankato State.

✓ Current Northern Sun Intercollegiate Conference Teams



Coach Noel Martin and the 1989 Huskies.



Tom Nelson (#12) and Terry Kearney (#32) during 1981 season.

## TEAM RUSHING

### MOST RUSHING ATTEMPTS

Game: 72 vs. Bemidji State, 1972  
Season: 630, 1988

### MOST NET YARDS RUSHING

Game: 495 vs. Westmar, 1956  
Season: 2,859, 1988

## PASSING

### MOST PASSES ATTEMPTED

Game: 60 vs. St. John's Univ., 1982  
Season: 387, 2003

### MOST PASSES COMPLETED

Game: 34 vs. St. John's Univ., 1982  
Season: 240, 2003

### MOST YARDS GAINED PASSING

Game: 466 vs. Minnesota Duluth, Sept. 29, 2012  
Season: 3,044, 2003

### MOST TOUCHDOWN PASSES

Game: 5 vs. Univ. of South Dakota, 1985  
vs. Northern State, 2002  
vs. South Dakota, 2002  
vs. Neb.-Omaha, 2002  
vs. Western Washington, 2004  
vs. Minnesota Duluth, Sept. 29, 2012  
vs. Minnesota Crookston, Oct. 7, 2017  
Season: 37, 2002

### MOST PASSES HAD INTERCEPTED

Game: 5 vs. Univ. of North Dakota, 1969  
5 vs. South Dakota State Univ., 1981  
5 vs. Morningside, 1985  
5 vs. Minnesota-Duluth, 1990

## TOTAL OFFENSE

### MOST RUSHING-PASS PLAYS

Game: 98 vs. Bemidji State, 1972  
Season: 833, 1988

### MOST YARDS GAINED RUSHING & PASSING

Game: 1) 770 at Minnesota, Crookston, Oct. 22, 2011  
2) 686 vs. UN-Omaha, Nov. 2, 2002  
3) 629 vs. MSU Moorhead, Oct. 15, 2016  
4) 612 vs. Minnesota Duluth, Sept. 29, 2012  
5) 583 at Upper Iowa, Sept. 26, 2009  
Season: 5,241 (2361 rush/2880 pass), 2015

### MOST FIRST DOWNS

Game: 37 at Minnesota, Crookston, 10/22/11  
Season: 275, 2011

## MOST FIRST DOWNS RUSHING

Game: 22 vs. Northern Colorado, 1988  
22 at Minnesota, Crookston, 10/22/11  
Season: 155, 1988

## MOST FIRST DOWNS PASSING

Game: 22 vs. Minnesota Duluth, Sept. 29, 2012  
Season: 138, 2003

## SCORING

### MOST POINTS

Game: 71 vs. UM-Crookston, 8/31/06  
Season: 414, 2002

### MOST TOUCHDOWNS

Game: 10 at Minnesota, Crookston, 10/22/11  
10 vs. UM-Crookston, 8/31/06  
9 vs. UM-Crookston, 10/10/09  
9 vs. UM-Crookston, 8/28/03  
9 vs. Southwest State Univ., 1976  
Season: 54, 2011

## MOST PAT'S

Game: 9 at Minnesota, Crookston, 10/22/11  
9, vs. Minnesota, Crookston, 8/31/06  
9, 2003  
Season: 46, 2015

## INDIVIDUAL RUSHING

### MOST RUSHING ATTEMPTS

Game: 39 by Harry Jackson vs. USD, 1989  
39 by Randy Martin vs. Mankato, 1996  
Season: 302 by Randy Martin, 1996  
Career: 915 by Harry Jackson, 1986-1989

### MOST NET YARDS RUSHING

Game: 337 by Harry Jackson vs. USD, 1989  
Season: 1,777 by Harry Jackson, 1989  
Career: 4,920 by Matt Birkel, 2002-05  
4,889 by Harry Jackson, 1986-1989

### BEST RUSHING AVERAGE (Per Carry)

Season: 8.1 by Terry Kearney, 1982  
Career: 7.6 by Scott Peterson, 1955-1956

## MOST RUSHING TOUCHDOWNS

Game: 6 by Randy Martin vs. MSU Mankato, 10/12/96  
Season: 20 by Matt Birkel, 2005  
Career: 53 by Matt Birkel, 2001-05

## PASSING

### MOST PASS ATTEMPTS

Game: 60 by Tom Nelson vs. St. John's., 1982  
Season: 371 by Keith Heckendorf, 2003  
Career: 1,307 by Keith Heckendorf, 2000-03

### MOST PASS COMPLETIONS

Game: 34 by Tom Nelson vs. St. John's., 1982  
Season: 232 by Keith Heckendorf, 2003  
Career: 761 by Keith Heckendorf, 2000-03

### BEST COMPLETION PERCENTAGE

Game: 90.0 by Nate Meyer (18-of-20)  
vs. U-Mary, Nov. 14, 2014  
Season: 65.6 by Phillip Klaphake, 2010  
Career: 59.1 by Mike Hammerseng, 2004-08

## MOST YARDS GAINED PASSING

Game: 466 by Phillip Klaphake vs. UMD, 9/29/12  
 424 by Nate Meyer vs. UMD, 10/10/15  
 378 by Nate Meyer vs. MSUM, 10/15/16  
 377 by Jon Quesnel vs. AC, 10/14/06  
 369 by Keith Heckendorf  
     vs. South Dakota State, 2001  
     vs. Nebraska-Omaha, 2002  
 Season: 2,918 by Phillip Klaphake, 2010  
 Career: 9,695 by Keith Heckendorf, 2000-03

## MOST TD PASSES

Game: 5 by Dwayne Lawhorn vs. UMD, Oct. 7, 2017  
 5 by Phillip Klaphake vs. UMD, Sept. 29, 2012  
 5 by Dan Kaczor vs. W. Washington, 2004  
 5 by Keith Heckendorf vs. MSU, Mankato, 2001  
 5 by Keith Heckendorf vs. Northern State, 2002  
 5 by Keith Heckendorf vs. South Dakota, 2002  
 5 by Keith Heckendorf vs. MSU, Mankato, 2002  
 5 by Mike Leivermann vs. South Dakota, 1985

Season: 37 by Keith Heckendorf, 2002  
 Career: 101 by Keith Heckendorf, 2000-03

## MOST PASSES HAD INTERCEPTED

Game: 5 by Greg Thayer  
     vs. North Dakota, 1969  
 5 by Tom Nelson  
     vs. South Dakota State, 1981

## PASS RECEIVING

### MOST PASSES CAUGHT

Game: 15 by Fred Williams at Main, 9/3/09  
 13 by Derek Sedin vs. UW-Whitewater, 9/15/07  
 13 by Mike McKinney vs. UND, 10/24/98  
 13 by Brent Otto vs. South Dakota, 1985  
 12 by John Solberg vs. Mary, 8/30/18  
 11 by Ryan Koch vs. UMD, 11/5/05  
 10 by Jameson Parsons vs. UIU, 9/15/16  
 10 by Ryan Koch vs. UNO, 10/22/05  
 Season: 1) 95 by Fred Williams, 2010  
     2) 71 by Jameson Parsons, 2016  
     3) 73 by Mike McKinney, 1997  
     3) 73 by Ryan Koch, 2005  
     5) 69 by Ben Nelson, 2002  
     6) 61 by Jameson Parsons, 2015  
 Career: 264 by Fred Williams, 2007-10

### MOST RECEPTION YARDS GAINED

Game: 236 by Fred Williams vs. AC on 9/4/10 &  
     Hillsdale College on 11/20/10  
 Season: 1) 1,616 by Fred Williams, 2010  
     2) 1,272 by Jameson Parsons, 2015  
     3) 1,145 by Mike McKinney, 1997  
     4) 1,142 by Jameson Parsons, 2016  
     5) 1,028 by Ryan Koch, 2005  
 Career: 3,804 by Fred Williams, 2007-10

### MOST TD PASSES CAUGHT

Game: 4 by Ben Nelson  
     vs. Northern State, 2002  
     vs. South Dakota, 2002  
     vs. MSU, Mankato, 2002  
 4 by Fred Williams  
     vs. Northern State, 10/2/10  
     at MSU Moorhead, 2009  
 3 by John Solberg vs. Upper Iowa, 10/20/18  
 3 by Fred Williams vs. MSUM, 11/13/10  
 3 by John Kimbrough vs. Winona State, 1974  
 3 by Scott Peterson vs. Gustavus, 1982

3 by Scott Peterson vs. South Dakota, 1983  
 3 by Brent Otto vs. South Dakota, 1985  
 3 by Mike McKinney vs. No. Colorado, 1997  
 3 by Mike McKinney vs. UND, 1998  
 3 by Eli Shoemaker vs. BSU, Oct. 27, 2012

Season: 1) 23 by Ben Nelson, 2002  
     2) 16 by Ben Nelson, 2001  
     3) 13 by Ryan Koch, 2005  
     4) 10 by Mike McKinney, 1997  
 Career: 43 by Ben Nelson, 1999-2002

## TOTAL OFFENSE

### MOST RUSH-PASS PLAYS

Season: 475 by Phillip Klaphake, 2010  
 Career: 1,606 by Keith Heckendorf, 2000-03

## MOST YDS GAINED RUSH & PASS

Season: 3,716 by Phillip Klaphake, 2010  
 Career: 9,997 by Keith Heckendorf, 2000-03

## SCORING

### MOST TOUCHDOWNS

Game: 7 by Randy Martin  
     vs. Mankato State, 1996  
 Season: 23 by Ben Nelson, 2002  
 Career: 43 by Ben Nelson, 1999-2002

## PUNTING

### MOST PUNTS


Game: 11 by Dave Balke  
     vs. Augustana, 1985  
     11 by Gary Boser  
     vs. SDSU, 1979  
     11 by Gregg Pederson  
     vs. MSU, 1981  
 Season: 75 by Brian Cristan, 2007  
 Career: 239 by Dave Balke,  
     1984-1987

### BEST PUNTING AVG.

Season: 41.2 by Scott Dirkes,  
     2003  
 Career: 39.6 by Larry Link, 1969

### LONGEST PUNT

Game: 78 yards  
     by Barrie Lasure (1967)  
     76 yards  
     by Brian Cristan (2006)  
     76 yards by Scott Dirkes (2003)  
     73 yards by Dave Balke (1984)  
     73 yards by Gregg Pederson (1981)



Barrie Lasure

## TEAM DEFENSE

### FEWEST POINTS ALLOWED

Game: 0, 128 Times since 1920  
 Season: 7, 1942 and 1936

### MOST SHUTOUTS

Season: 6, 1936 (6-0-1 with only 7 pts. allowed)

### FEWEST FIRST DOWNS ALLOWED

Game: 1 vs. Univ. of Wisconsin-Superior, 1955  
 Season: 63, 1955





Dan Neubauer (#25)

#### **FEWEST FIRST DOWNS ALLOWED RUSHING**

Game: 0 vs. UW-Superior, 1955  
 0 vs. Winona State, 1979  
 0 vs. Northern Colorado, 1985  
 Season: 52, 1955

#### **FEWEST FIRST DOWNS ALLOWED PASS**

Game: 0 vs. Bemidji State, 1966  
 0 vs. South Dakota State, 1955  
 0 vs. UW-River Falls, 9/4/99  
 Season: 10, 1955

#### **FEWEST RUSH ATTEMPTS ALLOWED**

Game: 13 vs. Northern Mich., 2002  
 Season: 333, 2002

#### **FEWEST RUSH YARDS ALLOWED**

Game: -60 vs. Northern Colorado, 1985  
 Season: 707, 2002

#### **FEWEST PASS ATTEMPTS ALLOWED**

Game: 5 vs. St. John's Univ., 1955  
 5 vs. Univ. of Minnesota-Duluth, 1979  
 5 vs. North Dakota State, 1989  
 5 vs. UW-River Falls, 9/4/99  
 Season: 91, 1955

#### **FEWEST PASS COMPLETIONS ALLOWED**

Game: 0 vs. South Dakota State Univ., 1955  
 0 vs. UW-River Falls, 9/4/99  
 Season: 32, 1955

#### **FEWEST YARDS ALLOWED PASSING**

Game: 0 vs. South Dakota State Univ., 1955  
 0 vs. UW-River Falls, 9/4/99  
 Season: 313, 1955

#### **FEWEST NET YARDS GAINED ALLOWED**

Game: 20 vs. UW-Superior, 1955  
 Season: 1,206, 1955

#### **MOST PASSES INTERCEPTED**

Game: 11 vs. Bemidji State Univ., 1970  
 Season: 24, 2013

#### **MOST OPPONENT FUMBLES RECOVERED**

Game: 6 vs. South Dakota State Univ., 1955  
 5 vs. Morningside, 10/23/99  
 Season: 25, 1985

#### **MOST SACKS**

Game: 10 vs. Minot State, 11/5/16  
 9 vs. Western Washington, 9/10/05  
 7 vs. MSU, Mankato, 1992 and 1997  
 Season: 40, 1991

#### **MOST TACKLES FOR A LOSS**

Game: 16 vs. MSU, Mankato, 1997  
 Season: 90, 2005

#### **MOST PASS BREAK-UPS**

Game: 9 vs. Morningside, 1994  
 Season: 60, 1981

#### **INDIVIDUAL DEFENSE**

##### **MOST PASSES INTERCEPTED**

Game: 5 by Bill Trewick vs. Bemidji St., 1970  
 Season: 11 by Jack Moro, 2012  
 9 by Bill Trewick, 1970  
 Career: 19 by Dan Neubauer, 1977-1980

##### **MOST FUMBLES RECOVERED**

Game: 3 by Jeremy Sinz vs. UN-Omaha, 1996  
 Season: 6 by Vic Christensen, 1980  
 Career: 14 by Vic Christensen, 1979-1982

##### **MOST TACKLES**

Game: 25 by Gary Frericks (7 UT, 18 AT)  
 vs. UMD, 1977  
 Season: 144 by Brad Noel, 1981  
 Career: 361 by Joe Robidou, 1977-1980

##### **TACKLES FOR A LOSS**

Game: 6 by Corey Peters vs. UN-Omaha, 1997  
 Season: 19 by Jim Stott, 1979  
 Career: 47.5 by Charlie Cosgrove, 2002-05

##### **QUARTERBACK SACKS**

Game: 4.5 by Cale Pulczynski vs. Northern State,  
 9/20/08  
 3 by Jeremy Sinz vs. SDSU, 1995  
 3 by Charlie Cosgrove vs. New  
 Haven, 2002  
 3 by Brent Graunke vs. UNC, 10/30/99  
 Season: 11 by Brent Graunke, 1999  
 9 by Corey Peters, 1997  
 9 by Mitri Canavati, 1984  
 9 by Tim Whitesell, 1979  
 Career: 24.5 by Charlie Cosgrove, 2002-05  
 23 by Brent Graunke, 1996-99  
 20 by Mitri Canavati, 1981-84

##### **PASS BREAK-UPS**

Game: 4 by Curt Fernholz vs. M'side, 1994  
 Season: 15 by Eric Mickelson, 2002

##### **MOST PAT'S**

Game: 9 by Tyler Aldridge vs. UMC, 10/22/11  
 9 by Shawn Braunagel vs. UMC, 8/28/03  
 8 by Derek Witte vs. MSU Moorhead, 10/31/15  
 8 by Jon Gutierrez vs. UM-Crookston, 8/31/06  
 8 by Eric Mielke vs. UMC, 10/11/13  
 7 by Neil Fish vs. UM-Duluth, 9/11/99  
 7 by Gary Boser vs. Southwest State, 1977  
 7 by Gary Boser vs. Winona State, 1979  
 7 by Dan Pridon vs. Morningside, 1989  
 7 by Eric Mielke at MSU Moorhead, 2014  
 Season: 55 by Tyler Aldridge, 2010  
 Career: 103 by Dan Pridon, 1988-1991

##### **MOST POINTS**

Game: 42 by Randy Martin vs. Mankato State, 1996  
 Season: 144 by Ben Nelson, 2002  
 Career: 342 by Matt Birkel, 2002-05

## MOST FIELD GOALS

Game: 4 by Matt Hemenway vs. UN-Omaha, 10/1/94  
 Season: 16 by Adam Stage, 2018  
 14 by Jon Gutierrez, 2006  
 13 by Neil Fish, 1997  
 12 by Matt Hemenway, 1994  
 Career: 34 by Dan Pridon, 1988-1991

## MISCELLANEOUS RECORDS

### LONGEST TD RUN FROM SCRIMMAGE

97 Yards by Dan Kamin vs. Minnesota State, 2003  
 96 Yards by Dick Lange vs. Mankato State, 1956

### LONGEST TD PASS CONNECTION

90 Yards from Mark Brenden to Walt Rhodes vs. M'side, 1966

### LONGEST KICKOFF RETURN FOR TD

96 Yards by Vance Barnes vs. MSU Moorhead, 10/31/15  
 96 Yards by Jerry Reitan vs. Minnesota-Duluth, 1995  
 93 Yards by Matt Birkel vs. Augustana, 10/5/02  
 86 Yards by Nick Greelund vs. Minnesota Duluth, 11/12/16  
 85 Yards by Fred Williams vs. Minnesota, Crookston, 10/11/08

### LONGEST PUNT RETURN FOR TD

95 Yards by Nate Lehman vs. UW-River Falls, 9/4/99  
 78 Yards by Preston Harmon vs. Minnesota-Duluth, 1985

### LONGEST FIELD GOAL

55 Yards by Adam Stage vs. Mary, Oct. 21, 2017  
 50 Yards by Paul Norby vs. Northern Colorado, 1993

### LONGEST PASS INT RETURN FOR TD

98 Yards by Louie Boon vs. Winona State, 1970  
 72 Yards by Jack Moro vs Northern State, 10/26/13  
 65 Yards by Tony Kubes vs. MSU Moorhead, 11/13/10  
 51 Yards by Jack Horter vs. MSU Moorhead, 10/31/15  
 44 Yards by David Kamin vs. Minnesota Duluth, 10/18/08

### LONGEST FUMBLE RECOVERY RETURN FOR TD

86 Yards by Kyle Risinger vs. Northern State, 10/26/13  
 78 Yards by Josh Popanda vs. SMSU, 10/16/20  
 70 Yards by Isaiah Harris vs. Northern Colorado, 2000



Nate Lehman



Jon Gutierrez



Adam Stage



Jack Moro



## RUSHING

NO	NAME (Years Played)	YDS*	ATT	AVG	TD
1.	Matt Birkel (2002-05), RB	4,920	809	6.1	53
2.	Harry Jackson (1986-89)	4,889	915	5.3	37
3.	Randy Martin (1993-96)	4,618	814	5.7	35
4.	Phillip Klaphake (2010-13)**	2,515	546	4.6	39
5.	Michael Walker (2010-13)	2,474	506	4.9	49
6.	Ledell White (2012-15)	2,417	440	5.5	21
7.	Chad Mortenson (1988-91)	2,207	470	4.7	21
8.	Rick Theisen (1974-77)	2,206	498	4.4	18
9.	Charles Dean (1990-93)	2,176	436	5.0	14
10.	Gary Bahr (1966-68)	2,114	453	4.6	14
11.	Brandon Geiss (2008-11)	1,943	395	4.9	22
12.	Jaden Huff (2014-16)	1,858	397	4.6	28
13.	Ken Neumann (1975-78)	1,857	388	4.7	15
14.	Emery LaPointe (1970-73)	1,847	471	3.9	19
15.	Dante Steward (2009-11)	1,817	319	5.7	18
16.	Gregory Lewis (2017-18)	1,809	409	4.4	14
17.	Brian McGrath (1977-80)	1,725	367	4.7	18
18.	John Hovanetz (1965-68)	1,691	391	4.3	19
19.	Dean Ellefson (1980-83)	1,581	420	3.7	15
20.	Bill Stallings (1998-2001)	1,518	365	4.1	8
21.	Michael Graham (2005-08)	1,469	275	5.3	13
22.	Wilson (1971-74)**	1,447	392	3.6	17
23.	Stacy Jameson (1986-89)**	1,387	438	3.1	19
24.	Josh Williams (2000-03)	1,294	296	4.4	4
25.	Chuck Abbadessa (1983-84)	1,272	243	5.2	

\*\*Quarterback

## PASS RECEIVING

NO	NAME (Years Played)	REC*	YDS	AVG	TD
1.	Fred Williams (2007-10)	264*	3,804*	14.4	39
2.	John Kimbrough (1973-76)	156	2,878	18.4	28
3.	Mike McKinney (1995-98)	202	2,757	13.6	28
4.	Ryan Koch (2002-05)	192	2,706	14.0	33
5.	Ben Nelson (1999-2002)	164	2,581	15.7	43*
6.	Jameson Parsons (2013-16)	132	2,414	18.3	16
7.	Harry Weilage (1973-76)	153	2,345	15.3	17
8.	Brent Otto (1985-89)	145	2,197	15.1	17
9.	Ed DeShazer (2002-05)	139	2,125	15.2	19
10.	Nate Lehman (1998-2001)	139	1,944	13.9	11
11.	John Pass (2015-18)	130	1,896	14.6	20
12.	Eli Shoemaker (2010-13)	94	1,668	17.7	14
13.	John Solberg (2016-present)	94	1,519	16.2	10
14.	Scott Peterson (1981-84)	87	1,443	16.5	18
15.	Grant Thayer (2012-15)	87	1,397	16.7	14
16.	Damon Treat (2010-13)	112	1,382	12.3	9
17.	Cody Harris (1990-92)	90	1,262	14.0	1
18.	John Derlein (1997-99)	82	1,227	15.0	4
19.	Tyler Allery (2009-12)	78	1,167	15.0	8
20.	Chad Peterson (2010-13)	89	1,129	12.7	7
21.	Nate Johnson (2005-08)	77	1,109	14.4	5
22.	Mike Jacobs (1996-2000)	100	1,105	11.0	11

## KICKOFF RETURNS (20 or more returns)


NO	NAME (Years Played)	RET	YDS	AVG*	TD
1.	Keith Nord (1975-78)	36	960	26.67	2
2.	Derrick Johnson (1988-91)	25	635	25.4	0
3.	Rocky Horn 2007-08	21	517	24.62	0
4.	Brett Wainwright (2014)	27	659	24.41	0
5.	Randy Schulz (1979-82)	62	1469	23.69	2
6.	John Kimbrough (1973-76)	67	1583	23.63	3
7.	Derrick Newton (1986-87)	47	1093	23.26	0
8.	Dan Neubauer (1977-80)	56	1286	22.96	2

## PUNTING (min. 40 punts)

NO	NAME (Years Played)	PUNTS	YDS	AVG*
1.	Larry Link (1969)	42	1,663	39.6
2.	Scott Dirkes (2001-04)	192	7,347	38.3
3.	Bob Kosel (1954-56)	69	2,629	38.1
4.	Kevin Stich (1982-83)	109	4,138	38.0
5.	Ted Larson (1992-93)	106	3,997	37.7
6.	Dave Balke (1984-87)	239	8,953	37.4
7.	Tyler Aldridge (2009-12)	72	2,664	37.0
8.	Brian Cristan (2005-08)	187	6,863	36.7
9.	Gary Boser (1977-79)	192	6,983	36.4
10.	Tom Regouski (1975-76)	113	4,106	36.3
11.	Dave Grilz (1988-91)	207	7,489	36.1
12.	Trevor Naslund (2014-17)	142	5,068	35.7
13.	Eric Mielke (2013-14)	97	3,457	35.6
14.	Adam Stage (2017-present)	61	2,168	35.5
15.	Kris Aksteter (1994-97)	227	8,040	35.4
16.	Matt Compton (2009-11)	85	1,988	35.2
17.	Gary Williams (1971-72)	64	2,228	34.8

## PUNT RETURN (12 or more returns)

NO	NAME (Years Played)	RET	YDS	AVG*	TD
1.	Gary Bahr (1966-68)	18	247	13.72	1
2.	John Kimbrough (1973-76)	14	171	12.21	0
3.	Chad Peterson (2010-13)	50	560	11.2	0
4.	Eric Mickelson (2000-03)	78	836	10.7	1
5.	Tony Kubes (2008-11)	41	430	10.4	0
6.	Tate Wheeler (2003-06)	39	388	9.9	2
7.	Jerry Reitan (1995-97)	14	136	9.70	0
8.	Preston Harmon (1983-86)	12	111	9.25	1
9.	Jim Glatzmaier (1971-72)	17	157	9.24	1
10.	Nate Lehman (1998-2001)	42	383	9.11	1
11.	Scott Richards (1986-87)	47	425	9.04	0
12.	James Smith (2016-18)	27	234	8.67	0
13.	Eric Edmond (1994-96)	25	209	8.36	0
14.	Damon Treat (2010-13)	22	184	8.36	0



Ryan Koch




Michael Walker



Brandon Geiss



Keith Nord



Grant Thayer




Tony Kubes

## ALL-PURPOSE YARDAGE

NO	NAME (Years Played)	YDS PASS	YDS RUSH	YDS REC	YDS RET	TOTAL YDS *	PLAYS	AVG
1.	Phillip Klaphake (2010-13)	11,261	2,515	0	0	13,776	1,813	7.5
2.	Keith Heckendorf (2000-03)	9,695	302	0	0	9,997	1,606	6.2
3.	Nate Meyer (2014-16)	7,706	885	0	0	8,591	1,220	7.0
4.	Tom Nelson (1980-83)	6,474	956	-6	0	7,424	1,422	5.2
5.	Matt Birkel (2002-05)	0	4,920	579	397	5,896	886	6.6
6.	Harry Jackson (1986-89)	0	4,889	447	181	5,517	964	5.7
7.	Fred Williams (2007-10)	0	-4	3,804	1,679	5,479	353	15.5
8.	Randy Martin (1993-96)	0	4,618	135	697	5,450	869	6.2
9.	Todd Bouman (1993-96)	4,354	696	0	0	5,050	919	5.5
10.	Chuck Wilson (1971-74)	3,595	1,447	0	0	5,042	946	5.3
11.	Jim Mauer (1989-92)	4,141	784	0	12	4,937	990	4.9
12.	Steve Erickson (1973-76)	5,274	-357	0	0	4,917	839	5.8
13.	Stacy Jameson (1986-89)	3,414	1,282	28	0	4,724	903	5.2
14.	John Kimbrough (1973-76)	0	14	2,878	1,758	4,650	242	19.2
15.	Jon Miller (1995-98)	4,577	-100	0	0	4,477	853	5.2
16.	Nate Lehman (1998-2001)	0	43	1,944	2,166	4,153	276	15.0
17.	Dwayne Lawhorn (2016-present)	3,780	256	0	0	4,036	616	6.6
17.	Chad Mortenson (1988-91)	0	2,207	375	1,451	4,033	587	6.8
18.	Chad Peterson (2010-13)	0	622	1,129	691	3,622		
19.	Gary Bahr (1966-68)	0	2,114	544	891	3,549	540	6.5
20.	Greg Thayer (1968-70)	3,530	6	0	0	3,536	761	4.6
22.	Damon Treat (2010-13)	0	582	1,382	1,475	3,439		
22.	Michael Walker (2010-13)	47	2,474	537	0	3,058		

## PASSING

NO	NAME (Years Played)	ATT	COMP	PCT	YDS *	TD	INT
1.	Phillip Klaphake (2010-13)	1,267	779	.615	11,261	94	27
2.	Keith Heckendorf (2000-03)	1,307	761	.582	9,695	101	46
3.	Nate Meyer (2014-16)	929	525	.565	7,706	58	33
4.	Tom Nelson (1980-83)	1,055	515	.488	6,474	43	57
5.	Steve Erickson (1973-76)	668	363	.543	5,274	39	44
6.	Dan Kaczor (2002-05)	576	340	.590	4,625	43	20
7.	Jon Miller (1995-98)	672	348	.518	4,577	31	28
8.	Todd Bouman (1993-96)	706	326	.462	4,354	31	24
9.	Jim Mauer (1989-92)	665	320	.481	4,141	20	33
10.	Dwayne Lawhorn (2016-present)	548	271	.495	3,780	31	19
11.	Chuck Wilson (1971-74)	554	256	.462	3,595	34	29
12.	Greg Thayer (1968-70)	507	260	.512	3,530	23	39
13.	Stacy Jameson (1986-89)	485	232	.478	3,414	15	25
14.	Jon Quesnel (2004-07)	452	241	.533	2,807	19	17
15.	Mike Leivermann (1984-85)	345	182	.527	2,431	15	20



Steve Erickson




**SCORING**
**NO NAME (Years Played, Pos)**

1.	Matt Birkel (2002-05, RB)
2.	Michael Walker (2010-13, RB)
3.	Ben Nelson (1999-2002, WR)
4.	Fred Williams (2007-10)
5.	Harry Jackson (1986-89, RB)
6.	Phillip Klaphake (2010-13, QB)
7.	Tyler Aldridge (2009-12, K)
8.	Randy Martin (1993-96, RB)
9.	Shawn Braunagel (2002-05, K)
10.	Dan Pridon (1988-91, K)
11.	Ryan Koch (2002-05, WR)
12.	John Kimbrough (1973-76, WR)
13.	Neil Fish (1996-99, K)
14.	Mike McKinney (1995-98, WR)
15.	Jaden Huff (2014-16, RB)
16.	Bob Ertl (1983-85, K)
	Chad Mortenson (1988-91, RB)

**-TOUCHDOWNS-**

RUSH	REC	RET	TOTAL	PAT-1	PAT-2	POINTS *
53	3	1	57	0	0	342
49	7	0	56	0	0	336
0	43	0	43	0	4	266
1	39	1	41	0	0	246
37	3	0	40	0	0	240
39	0	0	0	0	0	234
(31 FGs)	0	0	0	127	0	220
35	1	0	36	0	1	218
(27 FGs)	0	0	27	131	0	212
(34 FGs)	0	0	0	103	0	205
0	33	0	20	0	3	204
3	28	0	31	0	0	186
(31 FGs)	0	0	0	80	0	173
0	28	0	28	0	2	170
28	0	0	28	0	0	168
(23 FGs)	0	0	0	81	0	150
21	4	0	25	0	0	150

**FIELD GOAL KICKING**

NO NAME (Years Played)	FGM	FGA
1. Dan Pridon (1988-91)	34	56
2. Tyler Aldridge (2009-12)	31	46
Neil Fish (1996-99)	31	51
4. Shawn Braunagel (2002-05)	27	49
Adam Stage (2017-present)	27	36
6. Matt Hemenway (1993-95)	19	35
7. Brian Cristan (2005-08)	17	25
8. Jon Gutierrez (2005-06)	14	21
9. Nick Orndorff (2000-02)	13	23
10. Buttweiler (1975-76)	11	
11. Steve Smith (1987-90)	11	26

**PASS INTERCEPTIONS**

NO NAME (Years Played)	INT *	YDS	TD
1. Jack Moro (2010-13)	21	248	2
2. Dan Neubauer (1977-80)	19	261	2
3. Mitchell Denne (2003-06)	16	105	0
4. Bill Trewick (1969-72)	14	165	0
Ted Bents (1986-89)	14	52	0
6. Larry Miller II (1996-99)	13	134	0
7. Andy Klasons (1966-68)	12	120	0
Charlie Dinkel (1973-75)	12	111	0
Mark Selisker (1980-83)	12	103	1
10. Ted Lockett (1968-70)	11	61	1
Tom Smith (1983-85)	11	40	0
Tyler Niedfeldt (2007-10)	11	135	2
13. Randy Schulz (1979-82)	10	80	0
Joe Everson (2008-11)	10	147	2
15. Tom Williams (1965-66)	9	101	0
Jesse Akemann (1990-93)	9	21	0
Marvin Mathews (2009-13)	9	11	0
Carvel Graham (2014-17)	9	141	2

**QUARTERBACK SACKS**

NO NAME (Years Played)	SACKS
1. Charlie Cosgrove (2002-05)	24.5
2. Brent Graunke (1996-99)	22.5
3. Cale Pulczynski (2005-08)	21
4. <b>Brady Westart (2014-17)</b>	<b>20.5</b>
5. Mitri Canavati (1981-84)	20
6. Bo Putrah (2011-13)	18.5
7. Corey Peters (1995-97)	17
8. Ryan Kees (2005-08)	15
9. Leaf Palmer (1980-83)	14
Mike Lambrecht (1982-85)	14
12. Marco Dinzeo (1990-93)	13
Nick Peterson (2000-03)	13
13. Jordan Kroll (2003-06)	12.5
14. Jim Stott (1979-80)	12
Bryon Schultz (1988-91)	12
Barrett Flatt (2003-06)	12
Jeremy Pilarski (1999-2002)	12
17. Steve Donlin (1988-91)	11.5
Jake Schley (2015-18)	11.5
19. Terry Neils (1981-84)	10.5
John DesRoches (1994-97)	10.5
21. Jeff Bias (2010-14)	10.0

**FUMBLE RECOVERIES**

NO NAME (Years Played)	RECOVERIES
1. Vic Christensen (1979-82)	14
2. John Waseka (1973-76)	10
3. Keith Nord (1975-78)	9
4. Craig Floen (1988-90)	8
5. Tony Kubes (2008-11)	8
6. Bill Piram (1972-74)	6
Brad Noel (1979-81)	6
Rick Anfenso (1972-75)	6
Mark Selisker (1980-83)	6
Dan Coleman (1985-87)	6
Dan Field (1986-89)	6
Nick Peterson (2000-03)	6

## TACKLES FOR LOSSES


NO NAME (Years Played)	FOR LOSS
1. Charlie Cosgrove (2002-05)	47.5
2. Brent Graunke (1996-99)	44
3. Shane Rohman (2000-03)	38.5
4. <b>Brady Westart (2014-17)</b>	<b>37.5</b>
5. Bo Putrah (2010-14)	32.0
6. Jeff Bias (2010-14)	31.0
7. Nick Peterson (2000-03)	30
8. Ryan Kees (2005-08)	29.5
9. Mike Lambrecht (1982-85)	28.5
10. John DesRoches (1994-97)	27.5
11. Josh Popanda (2007-10)	26.5
Jake Schley (2015-18)	26.5
13. Leaf Palmer (1980-83)	26
Bryon Schultz (1988-91)	26
Isaiah Harris (1998-2001)	26
Jeremy Pilarski (1999-2002)	26
Tony Kubes (2008-11)	26
18. Todd Bestgen (2010-13)	25
19. Jordan Kroll (2003-06)	24.5
20. Corey Peters (1995-97)	24
21. Graham Miller (2016-present)	23.5
22. Cale Pulczynski (2005-08)	22.5
23. Jim Stott (1979-80)	22
24. Mitri Canavati (1981-84)	21
Barrett Flatt (2003-06)	21
Joel Godfredsen (2008-11)	21
27. Craig Szymanski (2014-17)	20.5
28. Gary Koehring (2014-17)	19.5

## PASSES DEFENDED


NO NAME (Years Played)	PD's
1. Eric Mickelson (2000-03)	52 (45 brup, 7 int.)
2. Randy Schulz (1979-82)	41 (32 brup, 9 int.)
3. Phillip Hedlof (2004-07)	39 (34 brup, 5 int.)
4. Jack Moro (2010-13)	37 (16 brup, 21 int.)
5. Ted Bents (1986-89)	36 (22 brup, 14 int.)
6. Tom Smith (1983-85)	29 (29 brup, 6 int.)
7. Nate Loughran (2001-03)	33 (26 brup, 7 int.)
8. Dan Neubauer (1977-80)	32 (13 brup, 19 int.)
9. Gigi Brouillette (1979-81)	30 (24 brup, 6 int.)
Larry Miller (1996-99)	30 (17 brup, 13 int.)
11. Jordan Sefon (2012-15)	29 (24 brup, 5 int.)
Mitchell Denne (2003-06)	29 (13 brup, 16 int.)

## TOTAL TACKLES (Since 1977)


NO NAME (Years Played)	UT	AT	TOTAL *
1. Joe Robidou (1977-80)	131	230	361
2. Jeff Mensing (1982-85)	66	251	317
3. Leaf Palmer (1980-83)	114	202	316
4. Shane Rohman (2000-03)	138	163	301
5. John DesRoches (1994-97)	181	107	288
6. Tom Mazur (1984-87)	105	169	274
7. Brad Noel (1979-81)	118	155	273
8. Mark Henderson (2002-05)	114	151	265
9. Brady Westart (2014-17)	156	102	258
10. Clarence Williams Jr. (1987-91)	84	172	256
11. Eric Mickelson (2000-03)	160	91	251
12. Adam Josephson (2013-16)	130	115	245
13. Gigi Brouillette (1978-81)	141	99	240
Matt Nicholson (2000-03)	108	132	240
15. Jeremy Sinz (1994-97)	109	128	237
16. Jim Louis (1994-97)	114	122	236
17. Mike Lambrecht (1982-85)	63	172	235
18. Tom Smith (1983-85)	106	128	234
18. Tony Kubes (2008-11)	153	81	234
20. Marvin Matthews (2009-13)	164	68	232
21. Jesse Akemann (1990-93)	130	98	228
22. Philip Hedlof (2004-07)	156	71	227
23. Larry Miller (1996-99)	142	84	226




Eric Mickelson



Brent Graunke



Joe Robidou




Randy Schulz



Jerry Reitan



Chad Mortensen



1921 Football Team

## St. Cloud State Football

### All-Time Results

*From 1919 to Present*

**1919:** (1 Win)  
20 Winona 0

**1920:** (1 Loss)  
17 Moorhead 27  
13 Winona 7

**1921:** (1 Loss)  
0 Moorhead 21  
7 Winona 0

**1922:** George Lynch (3-3)  
20 Little Falls HS 0  
0 Alexandria HS 13  
6 Concordia 0  
0 Moorhead 6  
9 Winona 0  
18 Dunwoody 25

**1923:** George Lynch (5-1-1)  
46 Little Falls HS 0  
57 Alexandria HS 0  
19 Virginia JC 0  
39 Rochester JC 0  
7 Hibbing JC 13  
3 Winona 3  
37 Mankato 0

**1924:** George Lynch (3-3-1)  
66 Litchfield HS 6  
7 Eau Claire 31  
3 Rochester JC 0  
39 Mankato 0  
0 Virginia JC 0  
0 Hibbing JC 20  
7 Winona 12

**1925:** George Lynch (4-1-1)  
7 Eau Claire 3  
7 St. John's 0  
6 Hibbing JC 6  
19 Moorhead 0  
19 Rochester JC 0

0 Winona \* 6

**1926:** George Lynch (6-0-1)✓  
3 Eau Claire 0  
6 St. John's 0  
6 Moorhead 6  
6 Virginia JC 3  
28 Rochester JC 7  
33 Eveleth JC \* 0  
7 Mankato 6

**1927:** George Lynch (6-0-1)✓  
7 Moorhead 0  
26 Bemidji 6  
13 Eveleth JC \* 6  
32 Rochester JC 0  
0 Winona 0  
18 Hibbing JC 0  
19 Mankato 0

**1928:** George Lynch (2-2-2)  
0 Bemidji 0  
25 Rochester JC 0  
0 Hibbing JC \* 7  
2 Winona 12  
13 Mankato 6  
0 Moorhead 0

**1929:** John Weismann (4-3)  
21 Ft. Snelling 0  
0 Rafert 13  
31 Rochester JC 0  
26 Bemidji 0  
6 Winona 12  
12 Hibbing JC \* 6  
0 Mankato 18

**1930:** John Weismann (5-1-1)  
0 Hibbing JC 0  
26 Bemidji \* 6  
19 St. John's 6  
63 Red Wing Sem. 0  
13 Winona 0  
33 Ft. Snelling 12  
6 Mankato 7

**1931:** John Weismann (4-2-1)  
6 Hamline 13  
27 Itasca JC 0  
0 St. John's 0  
18 Bemidji 0  
25 Winona \* 0  
19 Hibbing JC 0  
0 Mankato 6

**1932:** John Weismann (4-3)✓  
2 Hamline 6  
46 Itasca JC 0  
0 Bemidji \* 6  
7 Winona 0  
13 Hibbing JC 0  
9 Mankato 0  
0 St. John's 6

**1933:** George Lynch (7-0)✓  
12 Jamestown 6  
14 Hamline 6  
6 Duluth 0  
6 Bemidji 0  
21 Winona \* 0  
32 Mankato 7  
12 St. John's 0

**1934:** George Lynch (3-4)  
6 Stevens Point 7  
6 St. John's 19  
0 Duluth 17  
19 Bemidji \* 7  
7 Winona 0  
6 Moorhead 13  
6 Mankato 0

**1935:** Warren Kasch (2-5)  
0 Stevens Point 19  
7 St. John's 19  
0 Duluth 13  
13 Bemidji 12  
13 Winona \* 0  
0 Moorhead 19  
0 Mankato 7

**1936:** Warren Kasch (6-0-1)✓  
12 Macalester 0  
20 Hamline 0  
7 Eau Claire 7  
7 Duluth 0  
7 Bemidji \* 0  
21 Winona 0  
7 Moorhead 0

**1937:** Warren Kasch (6-2)  
7 Eau Claire 6  
18 Winona \* 0  
47 Minot 0  
13 Duluth 20  
33 Bemidji 7  
14 Moorhead 12  
46 Hibbing JC 6  
13 St. John's 31

**1938:** Warren Kasch (2-4-1)  
6 Hibbing JC 6  
0 Mankato 13  
0 Duluth 6  
7 Bemidji 0  
0 Winona \* 13  
7 Moorhead 6  
0 St. John's 37



**1939: Warren Kasch (2-5-1)**

7	St. John's	19
7	Eau Claire	0
6	Duluth	7
6	Bemidji	19
0	Winona *	19
0	Moorhead	45
0	Mankato	0
19	Minot	0

**1940: Warren Kasch (5-2)✓**

6	St. John's	14
26	Eau Claire	6
19	Duluth	6
6	Bemidji	0
32	Mankato *	0
6	Stevens Point	12
13	Winona	7

**1941: Warren Kasch (7-0)✓**

6	St. John's	0
22	Eau Claire	0
13	Duluth	0
12	Mankato	7
14	Winona *	0
20	Stevens Point	14
21	Bemidji	0

**1942: Warren Kasch (6-0)✓**

19	Winona	0
25	Duluth	7
14	Bemidji *	0
39	Moorhead	0
6	U of M Frosh	0
47	Eau Claire	0

**1943, 1944, 1945***No Sport (World War II)***1946: Ed Colletti (3-4)**

6	River Falls	12
0	Bemidji	18
2	Mankato	14
14	Winona *	12
24	Northern	0
14	Moorhead	0
0	St. John's	18

**1947: Ed Colletti (4-3)**

6	River Falls	0
20	So. Dakota St.	7
20	Duluth	7
12	Mankato *	0
6	Winona	7
6	Northern	14
6	Moorhead	12

**1948: Ed Colletti (4-3)✓**

0	St. John's	14
27	Manitoba	0
0	Mankato	8
13	Winona	0
0	Moorhead *	6
26	Duluth	14
14	Bemidji	0

**1949: Ed Colletti (3-4-1)**

0	So. Dakota St.	7
0	St. John's	6
6	Bemidji	6
34	Winona	6
0	Moorhead	7

7	Duluth *	6
20	Upper Iowa	23
25	Mankato	7

**1950: Bill Heise (4-4)**

7	So. Dakota St.	39
6	St. John's	20
6	Augustana	0
25	Moorhead	0
0	Mankato	14
13	Bemidji	14
32	Winona *	7
33	Upper Iowa	13

**1951: Les Luymes (5-2)✓**

0	So. Dakota St.	25
34	St. John's	19
32	Moorhead	6
26	Mankato *	7
26	Bemidji	0
22	Winona	6
0	Michigan Tech	14

**1952: Les Luymes (5-4)✓**

7	St. John's	18
18	River Falls	6
7	So. Dakota St.	47
12	Moorhead *	13
19	Mankato	8
20	Bemidji	0
26	Winona	0
39	Stout	21
14	LaCrosse	26

**1953: Les Luymes (6-1)✓**

7	St. John's	0
14	River Falls	0
20	Moorhead	0
25	Mankato *	14
18	Bemidji	12
18	Winona	0
7	Stout	19

**1954: Les Luymes (5-3)✓**

0	Superior	6
0	St. John's	26
7	Moorhead *	6
19	Mankato	0
21	Bemidji	7
6	Winona	0

33	Stout	7
15	Michigan Tech	18

**1955: Les Luymes (8-1)✓**

10	St. John's	19
27	Superior	0
20	So. Dakota	7
48	Moorhead	6
13	Mankato *	6
46	Bemidji	6
35	Winona	0
36	Stout	7
14	LaCrosse	10

**1956: Jack Wink (6-2-1)**

9	St. John's	14
16	Michigan Tech	12
40	Moorhead	0
13	Mankato	13
20	Bemidji	13
14	Winona *	6
39	Westmar	0
18	LaCrosse	6
0	St. Ambrose	40

**1957: Jack Wink (0-7-1)**

0	St. John's	33
14	St. Ambrose	25
0	Moorhead	52
0	Mankato	0
13	Bemidji *	18
7	Winona	32
7	River Falls	14
7	LaCrosse	13

**1958: Jack Wink (1-6-1)**

6	St. John's	13
24	Stout	12
6	Mankato	33
12	Bemidji	50
6	Winona *	6
6	Wartburg	15
0	Moorhead	20
22	Loras	26



1942 Football Team



**1959: Jack Wink (2-6)**

7	Stout	13
0	Mankato	12
8	Bemidji	45
0	Winona	14
8	Michigan Tech *	25
16	Moorhead	0
30	Loras	14
0	St. John's	6

**1960: Jack Wink (3-5)**

21	Stout	20
35	Moorhead	14
7	Mankato	30
10	Bemidji	14
6	Michigan Tech *	13
14	Winona	6
0	Northern Mich.	58
0	St. John's	55

**1961: Jack Wink (1-6-1)**

6	Stout	19
0	So. Dakota St.	73
6	Michigan Tech *	20
0	Winona	0
0	Moorhead	36
6	Mankato	27
7	Bemidji	12
19	Minot	12

**1962: Jack Wink (5-3-1)**


6	St. John's	36
16	Northland	6
0	Winona	29
20	Moorhead *	0
6	Mankato	14
15	Bemidji	14
6	Michigan Tech	6
21	Stout	12
30	Concordia (Neb.)	6

**1963: Jack Wink (6-3)**

0	St. John's	40
32	Northland	0
0	Bemidji	35
7	Michigan Tech	6
20	Winona *	8
27	Moorhead	7
14	Mankato	24
14	Stout	7
26	Concordia (Neb.)	13

**1964: Jack Wink (1-7)**

7	LaCrosse	19
14	Mankato	23
2	Bemidji	26
6	Michigan Tech *	16
6	Winona	13
0	Moorhead	25
7	St. Norbert	33
26	Minot	0



1962 Football Team

**1965: Rod Anfenson (2-6-1)**

8	LaCrosse	19
7	Mankato	14
6	Bemidji	14
0	Michigan Tech	29
3	Winona *	14
9	Moorhead	21
26	UM Morris	0
14	Minot	14
13	Wayne State	12

**1966: Rod Anfenson (3-5-1)**

7	St. Norbert	20
14	Moorhead	34
14	Mankato	14
7	Bemidji	9
12	Michigan Tech *	7
31	Winona	8
7	Parsons	37
14	Morningside	35
29	Morris	15

**1967: Rod Anfenson (8-1-0)✓**

10	St. John's	0
22	St. Norbert	19
10	Michigan Tech	0
13	Winona	12
28	Moorhead	20
21	Mankato	6
20	Bemidji *	6
9	Wayne State	7
20	Morningside	28

**1968: Rod Anfenson (5-3-1)**

7	St. John's	0
3	Western Ill	3
13	Winona	21
37	Moorhead *	14
17	Mankato	34
17	Bemidji	13
35	Michigan Tech	13
27	Wayne State	12
0	St. Norbert	42

**1969: Rod Anfenson (1-7-1)**

13	North Dakota	26
13	St. John's	14
26	St. Norbert	28
7	Bemidji	7

0	Michigan Tech	3
23	Winona *	6
14	Moorhead	15
28	Mankato	40
14	Morris	30

**1970: Rod Anfenson (6-3-0)✓**

14	Augustana	27
34	St. John's	22
14	UM Morris	0
14	Southwest	7
22	Michigan Tech *	26
35	Winona	0
29	Bemidji	9
29	Moorhead	9
10	UM Duluth	16

**1971: Rod Anfenson (2-7)**

6	Augustana	10
7	St. John's	35
0	UM Morris	28
42	Southwest	0
28	Michigan Tech	40
28	Winona *	0
14	Bemidji	15
13	Moorhead	19
14	St. Norbert	16

**1972: Mike Simpson (5-5)**

0	Mankato	24
14	St. John's	42
23	Augustana	21
21	Southwest	6
14	Michigan Tech	33
20	Wayne State *	12
14	Winona	0
24	Bemidji	0
6	Moorhead	7
7	UM Morris	20



1966 Football Team

**1973: Mike Simpson (4-6)**

13	St. Thomas	14
7	St. John's	42
7	Augustana	38
27	Southwest	17
28	Michigan Tech	34
14	Wayne St.	41
7	Bemidji	31
35	Winona	14
20	Moorhead *	7
28	UM Morris	21

**1974: Mike Simpson (5-5)**

13	St. Thomas	26
13	St. John's	34
0	Michigan Tech	3
14	UM Duluth	20
35	Winona	29
36	Bemidji *	17
29	Moorhead	17
38	UM Morris	21
41	Southwest	7
7	Nebraska-Omaha	10

**1975: Mike Simpson (7-3)**

16	St. Thomas	8
22	St. John's	27
3	Michigan Tech	0
34	UM Duluth	16
27	Winona	7
43	Bemidji	24
31	Moorhead *	26
0	UM Morris	21
35	Southwest	13
28	North Dakota	42

**1976: Mike Simpson (8-3)**

39	So. Dakota State	13#
10	St. Thomas	2#
10	UM Duluth	0#
27	U of No. Iowa	21#
52	Winona State	0
20	Bemidji *	10
24	Moorhead	8
14	UM Morris	24
63	Southwest State	0
13	Michigan Tech	16
18	Nebraska-Omaha	22

# Forfeit

**1977: Mike Simpson (5-6)**

0	So. Dakota State	10
29	St. Thomas	0

14	North Dakota	21
0	UM Duluth	12
31	Winona State	3
7	Bemidji State	28
42	Moorhead State *	18
0	UM Morris	20
52	Southwest State	7
23	Michigan Tech	17
14	U of No. Iowa	27

**1978: Mike Simpson (6-5)**

3	So. Dakota State	43
8	St. Thomas	9
15	St. John's	22
56	Winona State	7
21	Moorhead State	14
28	Michigan Tech	13
10	UM Morris *	16
30	UM Duluth	23
31	Bemidji State	3
30	Southwest State	13
6	Mankato State	17

**1979: Mike Simpson (5-6)**

7	So. Dakota State	28
8	Mankato State	0
13	St. John's	27
49	Winona State	0
6	Moorhead State	26
48	Michigan Tech	0
13	UM Morris	27
6	UM Duluth *	14
34	Bemidji State	10
30	Southwest State	7
0	Nebraska-Omaha	23

**1980: Mike Simpson (6-4)**

0	at So. Dakota St.	17
13	at Winona State	10
0	Moorhead State	12
44	at Northern State	0
7	UM Morris	23
12	at UM Duluth	35
34	Dakota State	16
21	Southwest State *	20
35	Mankato State	21
7	at Bemidji State	0

**1981: Mike Simpson (4-6-1)**

3	at So. Dakota St.	40
25	St. John's	26
0	at Moorhead State	7
37	Northern State	12

7	at UM Morris	7
7	UM Duluth *	10
14	Dakota State	10
6	at Southwest State	13
7	at Mankato State	41
28	Bemidji State	10
42	Winona State	27

**1982: Mike Simpson (4-5)**

14	at So. Dakota St.	37
35	at St. John's	45
7	at Grand Valley St.	44
14	at Mankato State	31
28	Southwest State	27
32	at Gust. Adolphus	14
15	Mankato State *	13
30	at Morningside	14
0	No. Dakota State	24

**1983: Noel Martin (5-6, 4-5 NCC)**

21	St. John's	14
20	at No. Colorado	18
41	South Dakota	7
28	at So. Dakota St.	22
6	Augustana *	28
6	North Dakota	35
28	at Morningside	21
27	at Mankato State	31
31	Nebraska-Omaha	34
20	at No. Dakota St.	31
21	Moorhead State^	22

^ @ Metrodome-neutral site

**1984: Noel Martin (4-7, 2-7 NCC)**

31	Southwest State	0
31	UM Morris	21
21	at South Dakota	22
14	So. Dakota State	24
29	at Augustana	15
13	at North Dakota	24
17	Morningside *	31
30	Mankato State	28
6	at Neb.-Omaha	27
14	No. Dakota State	33
17	No. Colorado	31

**1985: Noel Martin (6-5, 5-4 NCC)**

14	at Indiana State	38
24	UM Duluth	10
10	at Augustana	0
34	at Mankato State	14
20	Neb.-Omaha *	10
33	at No. Colorado	9
19	No. Dakota State	35
3	at North Dakota	30
40	South Dakota	24
21	at So. Dakota State	28
15	Morningside	21

**1986: Noel Martin (4-7, 4-5 NCC)**

18	at Indiana State	27
7	at UM Duluth	27
22	Augustana	18
21	Mankato State	17
7	at Neb.-Omaha	24
24	No. Colorado *	21
7	at No. Dakota St.	49
13	North Dakota	24
0	at South Dakota	52
7	So. Dakota State	44
16	at Morningside	6

**1987: Noel Martin (7-4, 6-3 NCC)**

3	at Nicholls State	17
22	UM Duluth	15
3	at Mankato State	28
13	No. Colorado	7
13	at North Dakota	16
3	No. Dakota State *	24
13	at South Dakota	10
33	So. Dakota State	10
21	at Nebraska-Omaha	7
43	Morningside	3
20	at Augustana	12

**1988: Noel Martin (7-4, 5-4 NCC)**

41	at NW Missouri St.	0
47	at Wayne State (NE)	6
24	Mankato State	10
34	at No. Colorado	31
10	North Dakota	33
28	at No. Dakota State	29
14	South Dakota *	3
0	at So. Dakota State	21
20	Nebraska-Omaha	17
43	at Morningside	9
24	Augustana	31

**1989: Noel Martin (10-2, 8-1 NCC)**

*North Central Conference Champions*

28	Wayne State (NE)	0
24	Augustana	31
23	at Mankato State	7
24	No. Colorado	10
24	at Nebraska-Omaha	15
13	at So. Dakota State	10
20	No. Dakota State	13
31	at North Dakota	18
28	South Dakota *	25
58	at Morningside	7
<i>NCAA Division II Playoffs</i>		
27	Augustana	20
24	Mississippi Col.	55

**1990: Noel Martin (4-7, 3-6 NCC)**

14	at UM Duluth	17
20	at Augustana	23
14	Mankato State	10
13	at No. Colorado	28
34	Nebraska-Omaha	0
37	So. Dakota State	19
3	at No. Dakota State	62
25	North Dakota	42
27	at South Dakota *	31
10	Morningside	27
42	Moorhead State\$	20
\$ at Metrodome-Neutral site		

**1991: Noel Martin (6-3, 5-3 NCC)**

17	UM Duluth	14
14	at Nebraska-Omaha	10
19	No. Colorado	31
20	at Mankato State	14
9	No. Dakota State	32
17	at North Dakota	21
45	South Dakota *	0
0	at SDSU (snowed out)	0
23	at Augustana	16
28	Morningside	14

**1992: Noel Martin (7-4, 6-3 NCC)**

9	at Univ. of Idaho	42
33	at UM Duluth	0
31	Nebraska-Omaha	15

10	at No. Colorado	15
7	Mankato State	0
23	at No. Dakota State	21
13	North Dakota	22
29	at South Dakota	16
6	So. Dakota State*	14
14	Augustana	9
23	at Morningside	6

**1993: Noel Martin (5-5, 4-5 NCC)**

9/11	UM Duluth	W, 47-6
9/18	at So. Dakota St.*	W, 30-21
9/25	North Dakota*	L, 10-0
10/2	at UN-Omaha*	L, 37-18
10/9	Augustana*	W, 28-20
10/16	at No. Colorado*	L, 20-16
10/23	No. Dakota State*	L, 32-24
10/30	Minnesota State*	L, 49-32
11/6	at Morningside*	W, 28-14
11/13	at South Dakota*	W, 21-10

**1994: Noel Martin (6-4, 5-4 NCC)**

9/10	at UM Duluth	W, 35-7
9/17	So. Dakota State*	L, 37-17
9/24	at North Dakota*	W, 18-17
10/1	Nebraska-Omaha*	W, 33-0
10/8	at Augustana*	W, 41-9
10/15	No. Colorado*	W, 16-10
10/22	at No. Dakota St*	L, 35-25
10/29	Minnesota State*\$	L, 28-14
11/15	Morningside*	W, 27-17
11/12	South Dakota*	L, 24-22
\$ at Metrodome - Neutral site		

**1995: Noel Martin (6-4, 5-4 NCC)**

9/9	UM Duluth	W, 29-23
9/16	No. Dakota State*	W, 34-0
9/23	at So. Dakota St*	W, 34-10
9/30	at South Dakota*	L, 12-7
10/7	Minnesota State*	W, 14-6
10/14	Morningside*	W, 39-6
10/21	at No. Colorado*	L, 30-27
10/28	Nebraska-Omaha*	W, 34-7
11/4	at Augustana*	L, 24-14
11/11	at North Dakota*	L, 35-21

**1996: Noel Martin (5-6, 4-5 NCC)**


9/7	at Northern Iowa	L, 44-17
9/14	at UM Duluth	W, 34-16
9/21	at No. Dakota State*	L, 34-0
9/28	So. Dakota State*	L, 17-13
10/5	South Dakota*	L, 38-31 ot
10/12	at Minnesota St.*	W, 48-42 ot
10/19	at Morningside*	W, 30-7
10/26	No. Colorado*	W, 30-20
11/2	at UN-Omaha*	L, 30-19
11/9	Augustana*	L, 28-20
11/16	North Dakota*	L, 27-6

**1997: Noel Martin (6-5, 5-4 NCC)**

9/6	at Northern Arizona	L, 33-10
9/13	UM-Duluth	W, 25-13
9/20	at Morningside*	W, 16-13
9/27	at N. Colorado*	L, 30-27
10/4	Minnesota State*^	W, 13-6
10/11	at South Dakota St.*	L, 20-16
10/18	Augustana*!	W, 43-28
10/25	at North Dakota*	L, 41-21
11/1	at North Dakota St.*	L, 31-0
11/8	South Dakota*	W, 17-7
11/15	UN-Omaha*	W, 46-7

**1998: Noel Martin (3-8, 3-6 NCC)**

9/3	at Western Illinois	L, 23-7
9/12	at Central Missouri	L, 20-16
9/19	Morningside*^	W, 14-7
9/26	Northern Colorado*	L, 35-13
10/3	at Minnesota St.*	L, 14-9
10/10	South Dakota State*	L, 27-0
10/17	at Augustana*	W, 23-0
10/24	North Dakota*!	L, 31-28
10/31	North Dakota State*	L, 34-31
11/7	at South Dakota*	W, 26-15
11/14	at UN-Omaha*	L, 63-30



2002 NCC Championship Football Team





2008 Football Team

**1999: Randy Hedberg (3-8, 1-8 NCC)**

9/4	at U. of W-River Falls	W, 22-17
9/11	UM- Duluth	W, 49-0
9/18	at North Dakota State*	L, 35-6
9/25	Augustana*	W, 13-10
10/2	UN-Omaha*	L, 30-20
10/9	at South Dakota*	L, 43-22
10/16	MSU-Mankato*	L, 28-20
10/23	at Morningside*	L, 30-24
10/30	Northern Colorado*!	L, 39-3
11/6	at North Dakota*	L, 45-7
11/13	at South Dakota St.*	L, 28-19

**2000: Randy Hedberg (1-9, 1-8 NCC)**

9/9	at UM- Duluth	L, 36-29
9/16	North Dakota State*	L, 37-7
9/23	at Augustana*	L, 49-7
9/30	at UN-Omaha	L, 36-0
10/7	South Dakota*^	L, 37-0
10/14	at MSU-Mankato*	L, 35-21
10/21	Morningside *!	W, 23-20
10/28	at N. Colorado*	L, 49-35
11/4	North Dakota*	L, 38-14
11/11	South Dakota State*	L, 42-31

**2001: Randy Hedberg (4-7, 3-5 NCC)**

8/30	at N. Michigan	L, 27-24
9/8	Northern State	W, 24-0
9/15	at South Dakota*	W, 22-21
9/22	at South Dakota St.*	L, 30-24
9/29	Augustana*^	W, 42-41 ot
10/6	at Northern Colorado*	L, 38-33
10/13	North Dakota*	L, 35-28
10/20	MSU, Mankato*!	W, 43-28
10/27	at UN-Omaha*	L, 45-0
11/3	at New Haven	L, 42-19
11/10	North Dakota State*	L, 47-21

**2002: Randy Hedberg (9-2, 6-2 NCC)**  
*North Central Conference Champions*✓

9/7	Northern Michigan	W, 45-17
9/14	at Northern State	W, 47-15
9/21	South Dakota*	W, 36-15
9/28	South Dakota State*^	W, 28-14
10/5	at Augustana*	W, 45-7
10/12	Northern Colorado*!	L, 27-24 ot
10/19	at North Dakota*	W, 20-17
10/26	at Minnesota State*	L, 41-40
11/2	Nebraska-Omaha*	W, 47-19
11/9	New Haven	W, 51-7
11/16	at North Dakota State*	W, 31-7

**2003: Randy Hedberg (7-4, 4-3 NCC)**

8/28	at Minn.-Crookston	W, 66-7
9/4	at Western Washington	W, 44-27
9/13	at Pittsburg State	L, 46-14
9/20	Northern State	W, 27-13
9/27	at Minnesot St.*	W, 41-6
10/4	at North Dakota*	L, 29-28
10/11	Augustana*	W, 20-17
10/18	South Dakota*	W, 33-21
10/25	at Nebraska-Omaha*	L, 39-36
11/1	at South Dakota St.*	L, 27-24
11/8	North Dakota St.*	W, 33-30 ot

\* Conference Game

! - Homecoming Game

^ - Hall of Fame Game

✓ Denotes Conference Champs

**2004: Randy Hedberg (8-3, 4-2 NCC)**

8/26	at Wayne State (NE)	W, 45-14
9/2	Minnesota-Crookston	W, 49-14
9/11	Western Washington	W, 44-29
9/18	at Northern State	W, 42-7
9/25	Minnesota State*	W, 38-17
10/2	North Dakota*	W, 21-17
10/9	at Augustana*	W, 36-17
10/16	at South Dakota*	L, 37-21
10/23	Nebraska-Omaha*%	L, 28-13
11/6	at Minnesota Duluth*	W, 28-0

NCAA First Round Playoff Game

11/13	North Dakota	L, 20-17 (2 ot)
		%Stadium Dedication

**2005: Randy Hedberg (8-3, 3-3 NCC)**

8/27	Wayne State (NE)	W, 35-0
9/3	at UM-Crookston	W, 53-7
9/10	at West. Washington	W, 38-20
9/17	Northern State*^	W, 38-7
9/25	at Minnesota State*	W, 18-14
10/1	at North Dakota*	L, 37-14
10/8	Augustana*	W, 34-7
10/15	South Dakota*	W, 24-17
10/22	at Nebraska-Omaha*	L, 38-21
10/29	Missouri Western	W, 31-28
11/6	Minnesota Duluth*	L, 45-28

**2006: Randy Hedberg (3-8, 1-7 NCC)**

8/31	UM-Crookston	W, 71-0
9/9	@Missouri Western	L, 27-14
9/16	Univ. of Mary	W, 27-14
9/23	South Dakota*	L, 20-10

9/30	@Central Washington*	L, 24-14
10/7	Western Washington*	L, 24-17
10/14	@Augustana*	L, 27-23
10/21	Minnesota State*	W, 16-3
10/28	@Omaha*	L, 21-17
11/4	North Dakota*	L, 34-27 (OT)
11/11	@Minnesota Duluth*	L, 29-24

**2007: Randy Hedberg (4-7, 1-7 NCC)**

8/30	Northern State*	W, 17-7
9/8	at Mary	W, 16-13
9/15	UW-Whitewater	W, 26-16
9/22	at South Dakota*	L, 31-0
9/29	Central Washington*	L, 29-0
10/6	at Western Wash.	L, 18-15
10/13	Augustana*	L, 44-18
10/20	at MSU, Mankato*	W, 27-13
10/27	Nebraska-Omaha*	L, 13-3
11/3	at North Dakota*	L, 59-14
11/10	Minnesota Duluth*	L, 23-19

**2008: Scott Underwood (7-4, 7-3 NSIC)**

8/28	at Augustana*	L, 13-10 (ot)
9/6	at North Dakota	L, 31-17
9/13	Wayne State*	W, 31-17
9/20	at Northern State*	W, 17-12
9/27	Upper Iowa*	W, 54-28
10/4	Bemidji State*	W, 48-14
10/11	at Minnesota Crookston*	W, 48-7
10/18	Minnesota Duluth*	L, 38-21
10/25	at Mary*	W, 14-7
11/1	MSU Moorhead*	W, 42-7
11/8	at Minnesota State*	L, 16-7

**2009: Scott Underwood (7-4, 7-3 NSIC)**

8/27	Augustana*	L, 38-16
9/3	at Maine	L, 34-27
9/12	at Wayne State*	L, 41-20
9/19	Northern State*	W, 28-17
9/26	at Upper Iowa*	W, 57-10
10/3	at Bemidji State*	W, 38-27
10/10	Minnesota Crookston*!	65-7
10/17	at Minnesota Duluth*	L, 31-7
10/24	Mary*	W, 35-17
10/31	at MSU Moorhead*	W, 47-0
11/7	Minnesota State*	W, 26-21

**2010: Scott Underwood**  
**(10-3, 9-1 NSIC, NCAA 2nd round)**

9/4	at Augustana*	L, 23-3
9/11	at Concordia-St. Paul*	W, 35-10
9/18	Winona State*	W, 31-26
9/25	Mary*	W, 30-14
10/2	at Northern State*	W, 42-10
10/9	at Minnesota State*	W, 31-17
10/16	Southwest MN St*	W, 24-6
10/23	Minnesota Crookston*	!W, 49-6
10/30	at Minnesota Duluth*!	L, 40-17
11/6	Bemidji State*	W, 35-14
11/13	at MSU Moorhead*	W, 42-16
NCAA DII Playoff Games		
11/20	Hillsdale College	W, 42-28
11/27	at Minnesota Duluth	L, 23-17 ot

**2011: Scott Underwood**  
**(9-3, 8-2 NSIC, NSIC Co-Champions, NSIC North Co-Champions, NCAA First Round)**

9/1	at California (Penn.)	W, 26-3
9/10	Concordia-St. Paul*^	W, 41-13
9/17	at Winona State*	L, 29-16
9/24	at Mary*	W, 45-24
10/1	Northern State*	W, 27-14

10/8 Minnesota State\* W, 31-13  
 10/15 at Southwest MN St.\* W, 24-17  
 10/22 at Minnesota Crookston\* W, 66-3  
 10/29 Minnesota Duluth\* W, 35-7  
 11/5 at Bemidji State\* L, 19-14  
 11/12 MSU Moorhead\* W, 47-14  
**NCAA DII First Round Playoff Game**  
 11/19 Wayne State (Mich) L, 48-38

**2012: Scott Underwood**  
 (7-4 Overall/NSIC, 5-2 NSIC North)

8/30 Sioux Falls\* L, 32-19  
 9/8 at Upper Iowa\* W, 45-20  
 9/15 Minnesota State\* L, 25-21  
 9/22 at Wayne State\* W, 24-19  
 9/29 Minnesota Duluth\* W, 51-49  
 10/6 at Minnesota Crookston\* W, 36-24  
 10/13 Mary\* W, 55-13  
 10/20 at Northern State\* L, 28-27  
 10/27 Bemidji State\* L, 37-20  
 11/3 at Minot State\* W, 57-10  
 11/10 at MSU Moorhead\* W, 39-27

**2013: Scott Underwood**  
 (12-2 overall/10-1 NSIC, 6-1 NSIC North)

9/7 at Southwest Minn. St.\* W, 49-35  
 9/14 Winona State\* W, 29-26  
 9/21 at Concordia-St. Paul\* W, 34-3  
 9/28 Augustana\* W, 31-6  
 10/5 at Minnesota Duluth\* L, 34-6  
 10/12 Minnesota Crookston\* W, 55-6  
 10/19 at Mary\* W, 20-13  
 10/26 Northern State\* W, 64-7  
 11/2 at Bemidji State\* W, 45-6  
 11/9 Minot State\* W, 38-14  
 11/16 MSU Moorhead\* W, 64-27  
**NCAA DII Playoffs**  
 11/23 at Henderson State W, 40-28  
 11/30 at Minnesota State W, 54-48  
 12/7 at NW Missouri State L, 59-21

**2014: Scott Underwood**  
 (6-5 overall/NSIC, 4-3 NSIC North)

9/4 at Minnesota State\* L, 31-0  
 9/13 Wayne State College\* W, 43-20  
 9/20 at Sioux Falls\* L, 36-0  
 9/27 Upper Iowa\* L, 37-31  
 10/4 at Minnesota Crookston\* W, 45-24  
 10/11 Minnesota Duluth\* L, 44-21  
 10/18 at MSU Moorhead\* W, 55-27  
 10/25 at Northern State\* L, 45-23  
 11/1 Bemidji State\* W, 30-27  
 11/8 at Minot State\* W, 27-14  
 11/15 Mary\* W, 55-44

**2015: Scott Underwood**  
 (6-5 overall/NSIC, 4-3 NSIC North)

9/3 Concordia-St. Paul\* W, 28-10  
 9/12 at Augustana\* L, 41-27  
 9/19 SMSU\* L, 21-20  
 9/26 at Winona State\* W, 31-20  
 10/3 Minnesota Crookston\*^ W, 62-14  
 10/10 at #25 UMD\* L, 34-27  
 10/17 Minot State\* W, 42-28  
 10/24 at Bemidji State\* L, 28-27  
 10/31 MSU Moorhead\* W, 59-21  
 11/7 Northern State\* L, 31-24  
 11/14 at U-Mary\* W, 42-7

**2016: Scott Underwood**  
 (5-6 overall/NSIC, 4-3 NSIC North)

9/1 #20 Sioux Falls\* L, 49-13  
 9/10 at Upper Iowa\* W, 27-20

9/17 Minnesota State\* L, 45-12  
 9/24 at Wayne State\* L, 23-22  
 10/1 at Minnesota Crookston\* W, 28-7  
 10/8 Mary\* W, 41-7  
 10/15 at MSU Moorhead\* W, 41-38  
 10/22 at Northern State\* L, 29-28  
 10/29 Bemidji State\* L, 48-7  
 11/5 at Minot State\* W, 31-0  
 11/12 #17 UMD\* L, 48-34

**2017: Scott Underwood**  
 (6-5 overall/NSIC, 3-4 NSIC North)

8/31 at SMSU\* W, 41-26  
 9/9 Winona State\* L, 34-10  
 9/16 at Concordia-St. Paul\* W, 56-21  
 9/23 Augustana\* W, 26-14  
 9/28 at Minnesota Duluth\* L, 34-21  
 10/7 Minnesota Crookston\* W, 53-27  
 10/14 Minnesota Moorhead W, 31-7  
 10/21 at Mary\* W, 33-7  
 10/28 Northern State\* L, 21-16  
 11/4 at Bemidji State\* L, 17-10  
 11/11 Minot State\* L, 23-13

**2018: Scott Underwood**  
 (7-4 overall/NSIC, 4-3 NSIC North)

8/30 Mary\* W, 14-13  
 9/8 Minnesota Crookston\* W, 44-14  
 9/13 Minnesota Duluth\* L, 41-17  
 9/22 at Northern State\* W, 19-14  
 9/29 at Minnesota State\* L, 45-10  
 10/6 Wayne State\* W, 23-17  
 10/13 at Sioux Falls W, 30-27  
 10/20 Upper Iowa\* W, 34-14  
 10/27 Bemidji State\* L, 37-24  
 11/3 at Minot State\* W, 30-23  
 11/10 at MSU Moorhead\* L, 13-10

\* Conference Game  
 ! - Homecoming Game  
 ^- Hall of Fame Game  
 v Denotes Conference Champs




2017 Football Team



# Huskies Football NCAA DII Playoff Appearances

<b>Date</b>	<b>Opponent</b>	<b>Result</b>
Nov. 23, 2013	at Henderson State	W, 40-28
Nov. 30, 2013	at Minnesota State	W, 54-48
Dec. 7, 2013	at Northwest Missouri State	L, 59-21
Nov. 19, 2011	Wayne State (Mich)	L, 48-38
Nov. 20, 2010	Hillsdale College	W, 42-28
Nov. 27, 2010	at Minnesota Duluth	L, 23-17 (OT)
Nov. 13, 2004	North Dakota	L, 20-17 (2OT)
1989	Augustana	W, 27-20
1989	Mississippi College	L, 55-24




*The 1989 SCSU football team*



*The 2010 SCSU football team*





## George Lynch

1920-29 & 1933-34

11 seasons

(39-16-7)

1920	George Lynch	.....0-1-0
1921	George Lynch	.....0-1-0
1922	George Lynch	.....3-3-0
1923	George Lynch	.....5-1-1
1924	George Lynch	.....3-3-1
1925	George Lynch	.....4-1-1
1926	George Lynch	.....6-0-1
1927	George Lynch	.....6-0-1
1928	George Lynch	.....2-2-2




## Les Luymes

1951-55

5 seasons

(29-11-0)

1951	Les Luymes	.....5-2-0
1952	Les Luymes	.....5-4-0
1953	Les Luymes	.....6-1-0
1954	Les Luymes	.....5-3-0
1955	Les Luymes	.....8-1-0



## John Weisman

1929-32

4 seasons

(17-9-2)

1929	John Weismann	.....4-3-0
1930	John Weismann	.....5-1-1
1931	John Weismann	.....4-2-1
1932	John Weismann	.....4-3-0
1933	George Lynch	.....7-0-0
1934	George Lynch	.....3-4-0



## Jack Wink

1956-64

9 seasons

(25-45-4)

1956	Jack Wink	.....6-2-1
1957	Jack Wink	.....0-7-1
1958	Jack Wink	.....1-6-1
1959	Jack Wink	.....2-6-0
1960	Jack Wink	.....3-5-0
1961	Jack Wink	.....1-6-1
1962	Jack Wink	.....5-3-1
1963	Jack Wink	.....6-3-0
1964	Jack Wink	.....1-7-0




## Warren Kasch

1935-42

8 seasons

(36-18-3)

1935	Warren Kasch	.....2-5-0
1936	Warren Kasch	.....6-0-1
1937	Warren Kasch	.....6-2-0
1938	Warren Kasch	.....2-4-1
1939	Warren Kasch	.....2-5-1
1940	Warren Kasch	.....5-2-0
1941	Warren Kasch	.....7-0-0
1942	Warren Kasch	.....6-0-0



## Rod Anfenson


1965-71

7 seasons

(27-32-4)

1965	Rod Anfenson	.....2-6-1
1966	Rod Anfenson	.....3-5-1
1967	Rod Anfenson	.....8-1-0
1968	Rod Anfenson	.....5-3-1
1969	Rod Anfenson	.....1-7-1
1970	Rod Anfenson	.....6-3-0
1971	Rod Anfenson	.....2-7-0

1943-45 WWII No Sport




## Ed Colletti

1946-49

4 seasons

(14-14-1)

1946	Ed Colletti	.....3-4-0
1947	Ed Colletti	.....4-3-0
1948	Ed Colletti	.....4-3-0
1949	Ed Colletti	.....3-4-1
1950	Bill Heise	.....4-4-0


**Mike Simpson****1972-82**  
**11 seasons**  
**(59-54-1)**

1972	Mike Simpson	.....	5-5-0
1973	Mike Simpson	.....	4-6-0
1974	Mike Simpson	.....	5-5-0
1975	Mike Simpson	.....	7-3-0
1976	Mike Simpson	.....	*8-3-0
1977	Mike Simpson	.....	5-6-0
1978	Mike Simpson	.....	6-5-0
1979	Mike Simpson	.....	5-6-0
1980	Mike Simpson	.....	6-4-0
1981	Mike Simpson	.....	4-6-1
1982	Mike Simpson	.....	4-5-0

\* Four forfeited games do not count as losses on Simpson's record.

**Noel Martin****1983-98**  
**16 seasons**  
**(91-81-0)**

1983	Noel Martin	.....	5-6-0
1984	Noel Martin	.....	4-7-0
1985	Noel Martin	.....	6-5-0
1986	Noel Martin	.....	4-7-0
1987	Noel Martin	.....	7-4-0
1988	Noel Martin	.....	7-4-0
1989	Noel Martin	.....	10-2-0*
1990	Noel Martin	.....	4-7-0
1991	Noel Martin	.....	6-3-0
1992	Noel Martin	.....	7-4-0
1993	Noel Martin	.....	5-5-0
1994	Noel Martin	.....	6-4-0
1995	Noel Martin	.....	6-4-0
1996	Noel Martin	.....	5-6-0
1997	Noel Martin	.....	6-5-0
1998	Noel Martin	.....	3-8-0

**Randy Hedberg****1999-2007**  
**9 seasons**  
**(47-51)**

1999	Randy Hedberg	.....	3-8-0
2000	Randy Hedberg	.....	1-9-0
2001	Randy Hedberg	.....	4-7-0
2002	Randy Hedberg	.....	9-2-0*
2003	Randy Hedberg	.....	7-4-0
2004	Randy Hedberg	.....	8-3-0
2005	Randy Hedberg	.....	8-3-0
2006	Randy Hedberg	.....	3-8-0
2007	Randy Hedberg	.....	4-7-0

**Scott Underwood****2008-current**  
**10 seasons**  
**(82-45)**

2008	Scott Underwood	...	7-4-0
2009	Scott Underwood	...	7-4-0
2010	Scott Underwood	...	10-3-0
2011	Scott Underwood	...	9-3-0 #
2012	Scott Underwood	...	7-4-0
2013	Scott Underwood	...	12-2-0
2014	Scott Underwood	...	6-5-0
2015	Scott Underwood	...	6-5-0
2016	Scott Underwood	...	5-6-0
2017	Scott Underwood	...	6-5-0
2018	Scott Underwood	...	7-4-0

# NSIC Co-Champions &amp; NSIC North Co-Champions

\*North Central Conference Champions

# St. Cloud State University Coaching Totals

<b>12 Coaches</b>	<b>438-361-23</b>
George Lynch (1922-28, 1933-34)	39-16-7
John Weisman (1929-32)	17-9-2
Warren Kasch (1935-42)	36-18-3
Ed Colletti (1946-49)	14-14-1
Bill Heise (1950)	4-4-0
Les Luymes (1951-55)	29-11-0
Jack Wink (1956-64)	25-45-5
Rod Anfenson (1965-71)	27-32-4
Mike Simpson (1972-82)	59-54-1
Noel Martin (1983-98)	91-81-0
Randy Hedberg (1999-2007)	47-51-0
Scott Underwood (2008 - current)	82-45-0

## SCSU's Conference Championship Titles

### Northern Sun Intercollegiate Conference (NSIC)

2011 9-3 8-2 NSIC 5-1 NSIC North - Shared overall and North Division titles

### North Central Conference (NCC)

2002 9-2 6-2 NCC  
1989 10-2 8-1 NCC

### Northern Intercollegiate Conference (NIC)\*

1970 6-3	1967 8-1
1955 8-1	1954 5-3
1953 6-1	1952 5-4
1951 5-2	1948 4-3
1942 6-0	1941 7-0
1940 5-2	1936 6-0-1
1933 7-0	1932 4-3

### Minnesota State Junior College Conference

1927 6-0-1  
1926 6-0-1

\* The NIC was founded as the Northern Intercollegiate Teachers Athletic Conference in 1932. It changed names to the State Teacher's College Conference of Minnesota in 1942 and the Northern Intercollegiate Conference in 1962. The NIC later evolved into the Northern Sun Intercollegiate Conference.





Phil Klaphake



Cale Pulczynski



Bryce Johnson



Phil Klaphake

## All-NSIC Award Winners from St. Cloud State

### 2018 NSIC All-Conference North Division Football Team

Gregory Lewis, RB, First Team  
Sam Hartman, TE, First Team  
John Solberg, WR, First Team  
Jake Schley, DL, First Team  
Ferris Ingraham, DE, Second Team  
Skyler Kurt, DL, Second Team  
Jack Horter, LB, Second Team  
Anthony Carver, TE, Honorable Mention  
Dwayne Lawhorn, QB, Honorable Mention  
Jamari Manuel, DB, Honorable Mention  
Robert Kraklow, OL, Honorable Mention  
Adam Stage, K/P, Honorable Mention

### 2017 NSIC All-Conference North Division Football Team

Bryce Johnson, OL, First Team  
Brady Westart, LB, First Team  
Carvel Graham, DB, First Team  
Adam Stage, PK, First Team  
Grant Lewis, OL, Second Team  
Gregory Lewis, RB, Second Team  
Sam Hartman, TE, Second Team  
Craig Szymanski, LB, Second Team  
Dwayne Lawhorn, QB, Honorable Mention  
Jerry Duckworth, DB, Honorable Mention  
Gary Koehring, LB, Honorable Mention

### 2016 NSIC All-Conference North Division Football Team

Jameson Parsons, Sr., WR, First Team  
Jaden Huff, Jr., RB, First Team  
Carvel Graham, DB, First Team  
Jerry Duckworth, DB, Second Team  
Gary Koehring, LB, Second Team  
Mitch Knutson, DL, Honorable Mention  
Bryce Johnson, OL, Honorable Mention  
Brady Westart, LB, Honorable Mention  
Adam Josephson, LB, Honorable Mention

### 2015 NSIC All-Conference North Division Football Team

Keyshawn Davis, Jr., DB, First Team  
Karl Eichinger, Sr., OL, First Team  
Jaden Huff, So., RB, First Team  
Jameson Parsons, Jr., WR, First Team  
Bret Piekarski, Sr., OL, First Team

Craig Szymanski, So., LB, First Team  
Brady Westart, So., LB, First Team  
Ledell White, Sr., RB, First Team  
Bryce Johnson, So., OL, Second Team  
Mitch Knutson, Jr., DL, Second Team  
Richardo Ramos, So., DL, Second Team  
Rafael Saez, Sr., OL, Second Team  
Grant Thayer, Sr., TE, Second Team  
Jerry Duckworth, So., DB/LB, H.M.  
Adam Josephson, Jr., LB, Honorable Mention  
Grant Lewis, So., OL, Honorable Mention  
Nate Meyer, Jr., QB, Honorable Mention  
Jordan Sefon, Sr., DB, Honorable Mention

### 2014 NSIC All-Conference North Division Football Team

Bret Piekarski, Jr., OL, First Team  
Bo Putrah, Sr., DL, First Team  
Jordan Sefon, Jr., DB, First Team  
Karl Eichinger, Jr., OL, Second Team  
Grant Thayer, Jr., TE, Second Team  
Ledell White, Jr., RB, Second Team  
Jeff Bias II, Sr., DL, Second Team  
Keyshawn Davis, RFY, DB, Second Team  
Eric Mielke, Sr., P/PK, Second Team  
Matt Hentges, Jr., WR, Honorable Mention  
Rafael Saez, Jr., OL, Honorable Mention  
Brady Westart, RFY, LB, Honorable Mention  
Adam Josephson, So., LB, Honorable Mention  
Kyle Risinger, Sr., DB, Honorable Mention

### 2013 NSIC All-Conference North Division Football Team

Phillip Klaphake, Sr., QB, First Team  
Karl Eichinger, So., OL, First Team  
Mitchell Wiedeman, Jr., OL, First Team  
Jeff Bias, Jr., DL, First Team  
Tate Christopherson, Sr., LB, First Team  
Marvin Matthews, Sr., DB, First Team  
Jack Moro, Sr., DB, First Team  
Corey Henner, Sr., TE, Second Team  
Bret Piekarski, So., OL, Second Team  
Damon Treat, Sr., WR>Returns, Second Team  
Michael Walker, Sr., RB, Second Team  
Chris Hansen, Sr., DL, Second Team  
Bo Putrah, Jr., DL, Second Team

Jordan Sefon, So., DB, Second Team  
Todd Bestgen, Sr., LB, Honorable Mention  
Dan Brown, Sr., WR, Honorable Mention  
Eric Poggenburg, Sr., DB, Honorable Mention  
Renard Robinson, Sr., WR, H.M.  
Eli Shoemaker, Sr., WR, Honorable Mention  
Ledell White, So., RB, Honorable Mention

### 2012 NSIC All-Conference North Division Football Team


Andrew Beckmann, Sr., OL, First Team  
Phillip Klaphake, Jr., QB, First Team  
Michael Walker, Jr., RB, First Team  
Eli Shoemaker, Jr., WR, First Team  
Jeff Bias, So., DL, First Team  
Mark Martin, Sr., LB, First Team  
Jack Moro, Jr., DB, First Team  
Chad Peterson, Jr., WR, Second Team  
Todd Bestgen, Jr., LB, Second Team  
Luke Sebald, So., DL, Second Team  
Jordan Sefon, FY, DB, Second Team  
Andrew Anderson, Sr., OL, H.M.  
Thomas Johnson, Sr., LB, Honorable Mention  
Chad Peterson, Jr., Returns, H.M.  
Renard Robinson, Jr., WR, Honorable Mention  
Chris Rupe, Sr., DL, Honorable Mention

### 2011 NSIC All-Conference North Division Football Team


Scott Horvath, OL, First Team  
Phillip Klaphake, QB, First Team  
Matt Theis, OL, First Team  
Thomas Gruis, LB, First Team  
Tony Kubes, DB, First Team  
Marvin Matthews, DB, First Team  
Matt Schwartz, DT, First Team  
Chad Peterson, KR, First Team  
Nick Angellotti, TE, Second Team  
Andrew Beckmann, OL, Second Team  
Ben Larson, OL, Second Team  
Dante Steward, RB, Second Team  
Damon Treat, RB, Second Team  
Michael Walker, RB, Second Team  
Joe Everson, DB, Second Team  
Joel Godfredsen, DE, Second Team  
Ross Kees, DE, Second Team  
Mark Martin, LB, Second Team  
Chris Rupe, NG, Second Team



Keith Nord



Gary Bahr



John Kimbrough



Bob Kosel

Tyler Aldridge, K, Second Team  
Chad Peterson, WR, Honorable Mention  
Eli Shoemaker, WR, Honorable Mention

#### **2010 NSIC All-Conference North Division Football Team**

Phillip Klaphake: 2010 Offensive Newcomer of the Year

Scott Horvath, OL, First Team  
Fred Williams, WR, First Team  
Thomas Gruis, LB, First Team  
Josh Popanda, DL, First Team  
Tony Kubes, DB, First Team  
Andrew Beckmann, OL, Second Team  
Scott Ferguson, OL, Second Team  
Phillip Klaphake, QB, Second Team  
Matt Theis, OL, Second Team  
Titus Cole, DL, Second Team  
Joe Everson, DB, Second Team  
Joel Godfredsen, DL, Second Team  
Tyler Niedfeldt, DB, Second Team  
Tyler Aldridge, Kicker, Second Team  
Nick Angellotti, TE, Honorable Mention  
Marvin Matthews, DB, Honorable Mention  
Chad Peterson, RB, Honorable Mention

#### **2009 NSIC All-Conference North Division Football Team**

Scott Ferguson, OL, First Team  
Fred Williams, WR, First Team  
Matt Theis, OL, First Team  
Cody Anderson-Norblom, TE, Second Team  
Mitch Watkins, QB, Second Team  
Gyangelo Bradden, LB, Second Team  
Tony Kubes, DB, Second Team  
Brandon Geiss, RB, Second Team  
Brian Kampa, DB, Second Team  
Ross Kees, DL, Second Team

#### **2008 NSIC All-Conference North Division Football Team**

Cale Pulczynski: 2008 NSIC Defensive Player of the Year/First Team  
Cody Anderson-Norblom, TE, First Team  
Brian Cristan, PK/P, First Team  
Darius Dotch, LB, First Team  
Scott Ferguson, OL, First Team  
Brandon Geiss, RB, First Team  
Ryan Kees, DE, First Team  
Adam Koss, OL, First Team  
Matt McLagan, LB, First Team  
Cale Pulczynski, DE, First Team

Fred Williams, WR, First Team  
Tom Conboy, DL, Second Team  
Jeff Dirkes, OL, Second Team  
Matt Jensen, DB, Second Team  
Nate Johnson, WR, Second Team  
David Kamin, LB, Second Team  
Paul Denne, LB, Honorable Mention  
Ryan Knoll, OL, Honorable Mention  
Tyler Krueger, DB, Honorable Mention

#### **All-NIC Award Winners from SCSU (1940-1980)**

##### **1940 NIC All-Conference**

Stan Nordin - First Team  
Fritz Biehaus - First Team  
Lou Filippi - First Team  
Don Klein - First Team  
Harvey Shew - 2nd Team  
Del Brzinski - 2nd Team  
Earle Teas - 2nd Team

##### **1941 NIC All-Conference**

Lou Filippi, HB, MVP  
Fritz Bierhaus, QB  
Kenneth Zakariasen, OT  
Harry Shew, OG  
Earle Teas, OG

##### **1946 NIC All-Conference**

Dan Mestnik  
Mel Janski - H.M.  
Dick Lagergren - H.M.  
Carl Backes - H.M.

##### **1947 NIC All-Conference**

Tony Stukel

##### **1948 NIC All-Conference**

Harvey Maki  
Swede Rehkamp  
Mel Janski

##### **1949 NIC All-Conference**

Louie Weitzel  
Harvey Maki  
Dick Banks  
Neal Abraham  
Mel Janski  
Joe O'Donnell  
Will Harrington

##### **1950 NIC All-Conference**

Bill Campbell, OE, MVP  
Harpo Maki, OT  
Neal Abraham - 2nd Team  
Dick Lagergren - 2nd Team  
Louie Weitzel - Honorable Mention  
Ed Neidzielski - Honorable Mention

##### **1951 NIC All-Conference**

Jim Kiffmeyer  
Al Theis  
Bill Franti - 2nd Team  
Frank Iacarella - 2nd team  
Gordy Weihrach - 2nd team  
Stan Peterson - 2nd team

##### **1952 NIC All-Conference**

Mel Fisher  
Gordy Weihrach  
Stan Peterson  
Don Cash  
Paul Peterson

##### **1953 NIC All-Conference**

Mel Fisher, Senior  
Don Cash, Junior  
Bob Bogert, Senior  
Oliver Czech, Senior

##### **1954 NIC All-Conference**

Jerry Harrington, OL  
Jim Baxter, Back  
Jerry Reichel, HB  
Bob Kosel, QB

##### **1955 NIC All-Conference**

Bob Kosel, QB, MVP

##### **1956 NIC All-Conference**

Tom Janutka, End  
Scott Peterson, HB  
Don Kos, Soph., FB  
Bill Carlson, UT  
Jim Fogo, 2nd Team  
Dick Anderson, 2nd Team  
Dick Lange, 2nd Team

##### **1957 NIC All-Conference**

Jack Kelly, End, Senior  
Jom Fogo, 2nd Team  
Dick Anderson, 2nd Team






Jeff Bias



Bill Campbell



Brady Westart



Chuck Wilson

Bernie Wesloh, 2nd Team

**1958 NIC All-Conference**

Loren Schroeder, OG - First Team

Dave Czech, HB - First Team

**1959 NIC All-Conference**

Bob Swatosch, FB

Tony Jackson, OC

**1960 NIC All-Conference**

Merlyn Soderstrom

Ed Johnson

Andrew Jackson

Gary Germundson

Andrew Jackson, MVP

**1961 NIC All-Conference**

Merlyn Soderstrom

Dave Thompson

Dave Shaefer

**1962 NIC All-Conference**

Larry Heiniemi, OT

Russ Johnson, OG

Gerald Weber, QB

Wes Halverson, DE

**1963 NIC All-Conference**

Wes Halverson, OL

Jerry Wallskog, FB

Maury Goldstein, DL

Russ Johnson, LB

**1964 NIC All-Conference**

Paul Ebnet, RB

Les Wolff, DE

**1965 NIC All-Conference**

Les Wolff, OT

Dick Lang, DL

**1966 NIC All-Conference**

Tom Williams, OL

Mark Brenden, RB

John Hovanetz, RB

Lenny Johnson, DL

Gary Bahr, DB

**1967 NIC All-Conference**

Todd Novaczyk, TE

Bruce Cartford, OG

Mike Rybak, OC

Gary Bahr, HB

Lenny Johnson, DT

Ron Palmer, DB

**1968 NIC All-Conference**

David Gillespie, OL

Bob O'Neel, DE

John Stadden, DL

Andy Klasons, DB

**1969 NIC All-Conference**

Mike Trewick, QB

Bob O'Neel, DE

David Renslow, LB

**1970 NIC All-Conference**

Greg Huot, OT

Warren Sieg, FB

Ernie Coleman, DT

John Stadden, OG

Bill Trewick, DB

**1971 NIC All-Conference**

Warren Sieg, OL

Scott Quisling, OT

Roger Aaberg, LB

**1972 NIC All-Conference**

Mark Swedlund, LB

**1973 NSIC All-Conference**

Earl Bauman, OL

Chuck Wilson, QB

Emery LaPointe, RB

**1974 NSIC All-Conference**

Gary Gibbs, OC

Chuck Wilson, QB

John Kimbrough, WR

Harry Weilage, WR

Tom Lindsay, DB

**1975 NSIC All-Conference**

Steve Erickson, Offense

Mark Johnson, Offense

John Kimbrough, Offense

Harry Weilage, Offense

Rick Anfenso, Defense

**1976 NSIC All-Conference**

Harry Weilage, WR

John Kimbrough, Ret.

Charlie Dinkel, DB

**1977 NSIC All-Conference**

Dean Mathiason, DL

Gary Frericks, DB

**1978 NSIC All-Conference**

Dave Dirkes, OL

Carl Larson, OL

Ken Neumann, Offensive Back

Keith Nord, DB

**1979 NSIC All-Conference**

Dave Dirkes, OL

Joe Robidou, LB

Dan Neubauer, DB

**1980 NSIC All-Conference**

Ron Kaczor, DT

Dan Neubauer, WR

Joe Robidou, LB



Jordan Sefon



Jack Horter



Jamari Manuel



Jake Schley

**NIC/NSIC  
Most Valuable  
Players from SCSU:**

1941 - Lou Filippi

1950 - Bill Campbell

1955 - Bob Kosel

1960 - Andrew Jackson

1967 - Gary Bahr

1974 - Chuck Wilson

2008 - Cale Pulczynski (North Division Division Player of the Year)



# A Proud Past: The North Central Conference

## SCSU football was a member of the NCC from 1983 to 2007




St. Cloud State competed in the North Central Conference in football for 25 years beginning with a 4-5 league record in 1983. SCSU posted a 98-114 NCC mark over 25 years and won two NCC Championships, the first in 1989 with an 8-1 record and the second in 2002 with a 6-2 record. The Huskies also advanced to the NCAA playoffs twice during their stint in the NCC, the first in 1989 when SCSU posted a 27-20 win over Augustana College followed by a 55-24 loss to Mississippi College in games played at Selke Field. In 2004 the Huskies opened Husky Stadium on the SCSU campus and hosted the University of North Dakota in a first round playoff, losing to North Dakota 20-17 in overtime. Noel Martin coached the Huskies from 1983 to 1998 and Randy Hedberg coached nine seasons, with his last in 2007. St. Cloud State All-American running back Harry Jackson (1986-89) was the first player in the NCC to rush for over 4,000 yards in league games, and the first to rush for 1,000 yards in three consecutive seasons. He rushed for 4,212 yards in NCC games and still holds the league single game rushing record of 337 yards recorded against USD in 1989. Jackson was SCSU's all-time rushing leader with 4,889 yards until Matt Birkel (2002-05) broke the mark in 2005 and holds the school record of 4,920 rushing yards.

### North Central Conference Most Valuable Players from St. Cloud State University

2005	Charlie Cosgrove - Defensive Lineman
2002	Keith Heckendorf - Offensive Back
	Ben Nelson - Receiver
1997	Mike McKinney - Receiver
1996	Randy Martin - Offensive Back
1995	Randy Martin - Offensive Back
1992	Brad LaCombe - Defensive Back
1989	Harry Jackson - Offensive Back
1989	Jon Tommervik - Offensive Line
1987	Tom Mazur - Defensive Back
1985	Mike Lambrecht - Defensive Line




Charlie Cosgrove



Harry Jackson




Randy Martin



Todd Bouman



Matt Birkel



Stacey Jameson

## ALL-NORTH CENTRAL CONFERENCE TEAM SELECTIONS

**2007** - First Team: Ryan Kees  
Second Team: Darius Dotch, Matt McLagan  
Honorable Mention: Adam Koss, Cale Pulczynski

**2006** - First Team: Jon Gutierrez  
Second Team: Anders Johnson, Jordan Kroll, Joe Niehaus  
Honorable Mention: Matt Plautz, Zach Stover, Ryan Kees, Mitchell Denne, Philip Hedlof, Tate Wheeler

**2005** - First Team: Ryan Koch, Matt Birkel, Charlie Cosgrove, Mark Henderson  
Second Team: John Hackett, Jordan Kroll, Tate Wheeler, Shawn Braunagel  
Honorable Mention: Daniel Kaczor  
Most Valuable Defensive Lineman: Charlie Cosgrove.

**2004** - First Team: Jim McCarville, Ed DeShazer, Matt Birkel, Mitchell Denne, Scott Dirkes  
Second Team: Matt Henry, Cory McLouden, Ryan Koch, Daniel Kaczor, Charlie Cosgrove, Cory Johnsen, Mark Henderson, Chris Schmitz

**2003** - First Team: Andrew Kaczor, Keith Heckendorf, Ryan Koch, Charlie Cosgrove, Mark Henderson  
Second Team: Nick Peterson, Shane Rohman, Scott Dirkes  
Honorable Mention: Matt Nicholson

**2002** - First Team: Matt Huebner, Keith Heckendorf, Ben Nelson, Matt Birkel, Mick Peterson  
Second Team: Andrew Kaczor, Jeremy Pilarski, Nate Loughran, Shane Rohman  
Honorable Mention: Jim McCarville, Nick Peterson

**2001** - Second Team: Nate Lehman, Ben Nelson, Keith Heckendorf, Isaiah Harris, Matt Nicholson

**2000** - Second Team: Nate Lehman  
Honorable Mention: Mike Jacobs, Mick Peterson, Isaiah Harris.

**1999** - First Team: Brent Graunke  
Second Team: Larry Miller  
Honorable Mention: Brian Downing

**1998** - First Team: Mike McKinney, Dustin Nikituk, Second Team: Brent Graunke, Larry Miller, Mike Regner, Honorable Mention: Jon Miller, Mike Reuter, Jason Sell

**1997** - First Team: Mike McKinney (Most Valuable Receiver), Dustin Nikituk, Jeremy Sinz, John DesRoches, Larry Miller  
Second Team: Jerry Reitan, Corey Peters, Jim Louis  
Honorable Mention: Jon Miller, Neil Fish, Jay Hanson

**1996** - First Team: Randy Martin (Most Valuable Offensive Back). Second Team: Dustin Nikituk, Adam Cramlet, Jeremy Sinz, Curt Fernholz. Honorable Mention: Mike Reuter, Mike McKinney, Todd Bouman, Tom Williams, Corey Peters, Jim Louis, John DesRoches

**1995** - First team: Randy Martin (Co-Most Valuable Offensive Back), Dave Dahlstrom, Troy Kluck, Jason Boumeester, Acie George, Steve Walters. Second Team: Jeremy Sinz  
Honorable Mention: Todd Bouman, Tom Williams, Adam Cramlet, Matt Hemenway, Kris Aksteter

**1994** - First team: Randy Martin, Dave Dahlstrom, Troy Kluck. Second team: Karl Olson, Jason Boumeester, John DesRoches, Matt Hemenway. Honorable Mention: John Butzler, Daryl Dirkes, Eric Edmond, Todd Bouman, Dennis Heinen, Kirk Klosowsky, Greg Jeddelloh, Adam Cramlet, Steve Walters, Steve Van't Hul, Acie George, Kris Aksteter, Keith Williams, Jason Mahlman

**1993** - First team: Jesse Akemann, Charles Dean, Bob Kronenberg. Second Team: John Hemming, Dean Dirkes. Honorable Mention: Daryl Dirkes, Dave Dahlstrom, Chad Gilman, Dave Czech, Scott Larsen, Troy Swanson, Marco Dinzeo


**1992** - First team: Jesse Akemann, Marco Dinzeo, Brad LaCombe (Most Valuable Defensive Back). Second team: Charles Dean, Dean Dirkes, Caddy Harris, Bob Kronenberg, Jim Mauer. Honorable Mention: John Hemming, Todd Hodapp, Jim Holasek, Bob Libby, Shawn O'Brien, Kenny Pierce, Matt Steensland, Mike Thissen

**1991** - First team: Dean Dirkes, Chad Mortenson, Scott Urness, Jesse Akemann, Steve Donlin, Bryan Schultz. Second Team: Jim Mauer, Troy Larson, Mike Gessel, Clarence Williams, Jr., Dan Pridon. Honorable Mention: Jason Bergdahl, Caddy Harris, Todd Hodapp, Derrick Johnson, Mike Thissen, Jon Barian, Marco Dinzeo, Dave Hlavka, Brad LaCombe, Bob Libby, Shawn O'Brien, Dave Grilz






*Brent Otto*



*Brad LaCombe*



*Mike Lambrecht*



*Jesse Akemann*

**1990** - First Team: Curtis Washington Second Team: Brian Larson, Chad Mortenson, Steve Donlin. Honorable Mention: Jim Maurer, Dave Repka, Mike DeGross, Todd Hodapp, Scott Urness, Harry Myers, Jon Thissen, Jon Barian, Bryon Schultz, Craig Floen, Dan Pridon

**1989** - First Team: Harry Jackson, Stacy Jameson, Jon Tommervik, Ted Bents, Rick Rodgers, Clarence Williams Jr. Second Team: Brian Larson, Brent Otto, Dan Field, Steve Donlin Honorable Mention: Jason Spaeth, Mike DeGross, Scott Urness, Harry Myers, Dan Hicks, Dave Repka, Craig Floen, Bryon Schultz, Jamie Ladoucier, Gary Murray, Greg Lindland, Curtis Washington

**1988** - First Team: Harry Jackson, Brian Knaup, Lawrence Coleman. Second Team: Mark Schwegman, Tony Kakuk, Ted Bents Honorable Mention: Troy Crouse, Jason Spaeth, Jon Tommervik, Brent Otto, Dan Hicks, Stacy Jameson, James Vernon, Russ Bray, Clarence Williams Jr., Rick Rodgers, Dan Field, Darryl Smith

**1987** - First Team: Harry Jackson, Dave Solon, Tom Mazur. Second Team: Brent Otto, Brian Knaup, Roger Pierkarski, Dan Coleman Honorable Mention: Rick Rodgers, Ted Bents, Brian Westphal, Lawrence Coleman, Russ Bray, Bob Galle, Scott Richards, Ed Edwards, Jon Tommervik, Matt Gurnett, Mike Brown, Derrick Newton, Drew Renter, Dave Terhaar, Jeff Williams, Mark Schwegman, Troy Crouse

**1986** - Second Team: Dave Solon Honorable Mention: Jeff Williams, Harry Jackson, Rick Moss, Derrick Newton, Mark Schwegman, Tom Mazur, Lawrence Coleman, Scott Gilray, Scott Richards


**1985** - First Team: Mike Lambrecht, Tom Smith. Second Team: Brent Otto, Rick Moss, Mike Leivermann, Brian Nystuen Honorable Mention: Jeff Mensing, Joe Pohlkamp, Mark Watkins, Brian Westphal, Dave Steinbring, Scott Howell, Troy Crouse, Preston Harmon

**1984** - First Team: Mike Lambrecht, Rick Moss. Second Team: Chuck Abbadessa


**1983** - Second Team: Leif Palmer



*Charles Dean*



*Dave Solon*



*Leif Palmer*



*Ben Nelson*



**NIC/NSIC CHAMPIONS***SINCE 1932***Year-Champion**

1932 - Mankato State, MSU Moorhead  
**St. Cloud State**, Minnesota Duluth  
1933 - **St. Cloud State**  
1934 - Minnesota Duluth  
1935 - Mankato State, MSU Moorhead  
1936 - **St. Cloud State**  
1937 - Minnesota Duluth  
1938 - Mankato State, Minnesota Duluth  
1939 - Winona State  
1940 - **St. Cloud State**  
1941 - **St. Cloud State**  
1942 - Mankato State, **St. Cloud State**  
1943-45 - WW II - No competition  
1946 - Mankato State, Minnesota Duluth  
1947 - Bemidji State, Winona State  
1948 - Mankato State, **St. Cloud State**, Minnesota Duluth  
1949 - Mankato State  
1950 - Bemidji State, Mankato State  
1951 - **St. Cloud State**  
1952 - MSU Moorhead, Mankato State, **St. Cloud State**  
1953 - **St. Cloud State**  
1954 - **St. Cloud State**  
1955 - **St. Cloud State**  
1956 - Winona State  
1957 - Bemidji State, Winona State  
1958 - Mankato State  
1959 - Bemidji State, Mankato State, Michigan Tech  
1960 - Mankato State  
1961 - Mankato State  
1962 - Winona State  
1963 - Michigan Tech  
1964 - Winona State  
1965 - Michigan Tech  
1966 - MSU Moorhead  
1967 - **St. Cloud State**  
1968 - Mankato State, Winona State  
1969 - Michigan Tech  
1970 - Michigan Tech, **St. Cloud State**  
Minnesota-Morris  
1971 - MSU Moorhead  
1972 - Michigan Tech  
1973 - MSU Moorhead  
1974 - Michigan Tech  
1975 - Minnesota-Morris  
1976 - Minnesota-Morris  
1977 - Minnesota-Morris  
1978 - Minnesota-Morris  
1979 - MSU Moorhead, Minnesota Duluth  
1980 - Minnesota Duluth  
1981 - MSU Moorhead  
1982 - MSU Moorhead  
1983 - Winona State  
1984 - MSU Moorhead, Minn.-Morris  
1985 - Minnesota Duluth  
1986 - Minn.-Morris  
1987 - Minn.-Morris  
1988 - MSU Moorhead  
1989 - MSU Moorhead  
1990 - Northern State, Southwest State, Minnesota Duluth  
1991 - MSU Moorhead  
1992 - Northern State  
1993 - Winona State  
1994 - Winona State  
1995 - MSU Moorhead, Minnesota Duluth  
1996 - Minnesota Duluth

1997 - Winona State  
1998 - Winona State  
1999 - Northern State  
2000 - Winona State  
2001 - Winona State  
2002 - Minnesota Duluth  
2003 - Winona State, Concordia-St. Paul  
2004 - Winona State  
2005 - Concordia-St. Paul, Winona State  
2006 - Bemidji State  
2007 - Winona State  
2008 - Minnesota Duluth^  
2009 - Minnesota Duluth  
2010 - Minnesota Duluth^  
2011 - Minnesota Duluth, Minnesota State, **St. Cloud State**  
2012 - Minnesota Duluth  
2013 - Minnesota State  
2014 - Minnesota Duluth, Minnesota State\$  
2015 - Minnesota State  
2016 - Sioux Falls  
2017 - Minnesota State  
2018 - Minnesota State, Minnesota Duluth  
^ NCAA DII National Champs  
\$ NCAA DII Runner-Up

**NSIC Division Champions**

2008: N - Minnesota Duluth  
S - Minnesota State & Wayne State  
2009: N - Minnesota Duluth  
S - Minnesota State  
2010: N - Minnesota Duluth  
S - Augustana & Winona State  
2011: N - UMD & **St. Cloud State**  
S - Minnesota State  
2012: N - UMD & Bemidji State  
S - Winona State  
2013: N - Minnesota Duluth  
S - Minnesota State  
2014: N - Minnesota Duluth  
S - Minnesota State  
2015: N - UMD, BSU & NSU  
S - Minnesota State & Augustana  
2016: N - Minnesota Duluth  
S - Sioux Falls  
2017: N - Minnesota Duluth  
S - Minnesota State  
2018: N - Minnesota Duluth  
S - Minnesota State

**NORTH CENTRAL  
CONFERENCE  
FOOTBALL CHAMPIONS***SINCE 1922***Year-Champion**

1922-SDSU  
1923-Morningside  
1924-SDSU  
1925-NDSU/Creighton  
1926-SDSU  
1927-USD/Creighton  
1928-North Dakota  
1929-North Dakota  
1930-North Dakota  
1931-North Dakota

1932-NDSU  
1933-SDSU  
1934-North Dakota  
1935-NDSU  
1936-North Dakota  
1937-North Dakota  
1938-South Dakota  
1939-UND/SDSU/USD  
1940-Northern Iowa  
1941-Northern Iowa  
1942-UNI/AC  
1943-45 WW II  
1946-Northern Iowa  
1947-UNI/USD  
1948-Northern Iowa  
1949-UNI/SDSU  
1950-SDSU  
1951-South Dakota  
1952-Northern Iowa  
1953-SDSU  
1954-Morningside/SDSU  
1955-SDSU  
1956-Morningside  
1957-SDSU  
1958-North Dakota  
1959-Augustana  
1960-Northern Iowa  
1961-UNI/SDSU  
1962-UNI/SDSU  
1963-SDSU  
1964-UNI/NDSU/UND  
1965-NDSU  
1966-NDSU/UND  
1967-NDSU  
1968-NDSU  
1969-NDSU  
1970-NDSU  
1971-North Dakota  
1972-UND/NDSU/USD  
1973-NDSU/USD  
1974-NDSU/UND/USD  
1975-North Dakota  
1976-NDSU  
1977-NDSU  
1978-South Dakota  
1979-North Dakota  
1980-No. Colorado  
1981-NDSU  
1982-NDSU  
1983-NDSU/UNO  
1984-NDSU/UNO  
1985-NDSU  
1986-NDSU  
1987-Mankato State  
1988-NDSU  
1989-**ST. CLOUD STATE**  
1990-NDSU  
1991-NDSU  
1992-NDSU  
1993-MSU/UND  
1994-UND/NDSU  
1995-North Dakota  
1996-Nebraska-Omaha  
1997 - Northern Colorado  
1998 - UNC, UNO  
1999 - UNC, UND

2000 - Nebraska-Omaha  
 2001 - North Dakota  
 2002 - **ST. CLOUD STATE**  
     Northern Colorado  
 2003 - North Dakota  
 2004 - Nebraska-Omaha  
 2005 - MN Duluth  
     Nebraska-Omaha  
     North Dakota  
     South Dakota  
 2006 - Nebraska-Omaha  
     North Dakota  
 2007 - Nebraska-Omaha

**NCC Titles Won by School**

NDSU - 26  
 North Dakota - 24  
 SDSU - 14  
 South Dakota - 10  
 Northern Iowa - 12  
 Nebraska-Omaha - 10  
 Northern Colorado - 5  
 Morningside - 3  
 Creighton - 2  
 Mankato State - 2  
 SCSU - 2  
 Augustana - 1  
 Minnesota Duluth - 1

**NCAA Division II**

**Championship Teams**

Northern Colorado  
 1996, 1997  
 North Dakota State  
 1983, 1985, 1986, 1988, 1990  
 North Dakota, 2001


**Conference Titles won by  
 St. Cloud State**

**NIC:** 1932, 1933, 1936, 1940, 1941, 1942,  
 1948, 1951, 1952, 1953, 1954, 1955, 1967,  
 1970

**NSIC:** 2011

**NSIC North Division:** 2011

**NCC:** 1989, 2002



1932 NIC Champions



2011 NSIC Champions



1936 NIC Champions





## Academic All-NSIC Team Selections from St. Cloud State University

**2018:** Ben Gutschow, Chance Jakobson, John Solberg, Parker Buckley, Dwayne Lawhorn, Matthew Anderson, Jake Bruner, Jack Horter, Scott Romeo, Justin Czech, Stuart Hamann, Matthew Lechner, Tanner Teige, Zachary Hegseth, Tristan Kinder, Adam Stage, Riley Schreder, Anthony Carver

**2017:** Joseph Blando, Jake Bruner, Carvel Graham, Ben Gutschow, Stuart Hamann, Zachary Hegseth, Jack Horter, Nicholas Jensen, Gary Koehring, Dwayne Lawhorn, Matthew Lechner, Grant Lewis, Trevor Naslund, Scott Romeo, John Solberg, Tyler Stadler

**2016:** Frank Garcia, Carvel Graham, Jack Horter, Adam Josephson, Gary Koehring, Grant Lewis, Trevor Naslund, Peter Palecek, Jameson Parsons, Jake Schley, Ben Watters, Derek Witte

**2015:** Karl Eichinger, Carvel Graham, Adam Josephson, Gary Koehring, Eric Marshall, Donte Starlin-Merriam, Jameson Parsons, Grant Thayer, Benjamin Watters, Derek Witte

**2014:** Adam Josephson, Brahn Olson, Jameson Parsons, Bob Rada, Grant Thayer, Benjamin Watters, Bobby Wills, Derek Witte

**2013:** Karl Eichinger, Phillip Klaphake, Brahn Olson, Bob Rada, Grant Thayer, Bobby Wills

**2012:** Andrew Anderson, Andrew Beckmann, Phillip Klaphake, Brad Meade, Brahn Olson, Brad Wignes

**2011:** Andrew Anderson, Andrew Beckmann, Jeremy Greeley, Thomas Gruis, Ross Kees, Chris Key, Phillip Klaphake, Tony Kubes, Ben Larson, Brad Meade, Matt Schwartz, Adam Shaffer, Matt Theis, Brad Wignes

**2010:** Tyler Aldridge, Andrew Anderson, Doug Asquith, Andrew Beckmann, Matt Compton, Thomas Gruis, Chris Key, Tony Kubes, Brad Meade, Matt Schwartz, Adam Shaffer, Matt Theis, Brad Wignes, Wade Williams, Joe Winandy

**2009:** Matt Asmus, Doug Asquith, Bryan Chavers, Thomas Gruis, Matt Hansmann, Brian Kampa, Ross Kees, Chris Key, Tony Kubes, Jake Machacek, Mark Schoppe, Matt Schwartz, Adam Shaffer, Jim Siegle, Derek Stripling, Matt Theis, Joe Winandy


**2008:** Nick Angellotti, David Kamin, Ryan Kees, Jake Machacek, Justin Delgado, Brian Kampa, Tyler Krueger, Joe Winandy



Carvel Graham



Phil Klaphake



Grant Thayer



Adam Josephson



Gary Koehring



Andrew Anderson




Andrew Beckman



Chris Key




Tony Kubes



Adam Shaffer



Matt Schwartz



Thomas Gruis



Matt Theis





## ACADEMIC ALL-NORTH CENTRAL CONFERENCE TEAMS

**2007** - Ryan Kees, Aaron LaPointe

**2006** - Ryan Kees, Aaron LaPointe

**2005** - Ryan Koch, Daniel Kaczor, Mark Henderson

**2004** - Lucas Leaton, Jason Koch, Ryan Koch, Daniel Kaczor, Mark Henderson, Philip Hedlof, Scott Dirkes  
Honorable Mention: Matt Henry, Joe Niehaus, Aaron LaPointe, Shawn Braunagel

**2003** - Andrew Kaczor, Ryan Koch, Keith Heckendorf, Reed Hentges, Eric Mickelson  
Honorable Mention: Lucas Leaton, Jason Koch, Nick Peterson, Mark Henderson, Shane Rohman, Ryan Ruffen, Matt Nicholson, Ben Wagner

**2002** - Joe Keller, Eric Earle, Keith Heckendorf, Reed Hentges, Eric Mickelson  
Honorable Mention: Andrew Kaczor, Ryan Koch, Josh Williams, Bryan Cook, Nick Peterson, Shane Rohman, Kody Dribnak, Matt Nicholson, Nick Orndorff

**2001** - Nate Lehman, Eric Gunderson, Isaiah Harris  
Honorable Mention: Eric Earle, Keith Heckendorf, Bill Stallings, Matt Nicholson, Eric Mickelson

**2000** - Nate Lehman. Honorable Mention: Matt Binsfeld, Mike Schmit, Mike Jacobs, Bill Stallings, Steve Hemming, Ryan Stelter, Nick Peterson, Eric Earle, Reed Hentges, Eric Mickelson

**1999** - Mark Dean, Scott Hentges, Justin Wedeking. Honorable Mention: Nate Lehman, Bill Stallings, Jason Sell, Eric Gunderson

**1998** - Scott Hentges, Jon Miller, Dustin Nikituk, Mike Reuter. Honorable Mention: Mark Dean, Isaiah Harris, Jeremy Mikla, Mike Regner, Justin Wedeking

**1997** - Jeremy Sinz, Corey Peters, Mike Reuter, Dustin Nikituk, Jon

Miller. Honorable Mention: Jim Louis, Scott Hentges

**1996** - Adam Cramlet, Jeremy Sinz. Honorable Mention: Mike Reuter, Jim Louis

**1995** - Dave Dahlstrom, Jeremy Sinz, Adam Cramlet, Joe Gureno  
Honorable Mention: Dustin Nikituk

**1994** - Adam Cramlet. Honorable Mention: Jason Mahlman, Shane Minske, Joe Gureno

**1993** - Dennis Heinen, Pat Schwinghammer, Troy Swanson  
Honorable Mention: Dean Dirkes, Jason Mahlman, Scott Larsen, Joe Gureno

**1992** - Mike Thissen, Jim Mauer, Pat Schwinghammer, Blake Hardy  
Honorable Mention: Dean Dirkes, Todd Hodapp, Jim Holasek, Dennis Heinen, Joel Knorr, John Hemming

**1990** - Honorable Mention: Mike DeGross, Mike Thissen, Brian Larson, Jon Thissen

**1989** - Rick Rodgers. Honorable Mention: Dan Field, Ted Bents

**1988** - Rick Rodgers. Honorable Mention: Wade Wrightson, Dan Field, Tony Kakuk, Ted Bents


**1987** - Scott Gilray, Tony Kakuk, Rick Rodgers. Honorable Mention: Greg Nelson, Dave Terhaar, Paul Gauerke, Tom Kujawa, Bob Galle, Scott Richards, Ted Bents, Dave Balke

**1986** - Tony Kakuk. Honorable Mention: Tom Kujawa, Scott Gilray, Rick Rodgers, Dave Balke, Steve Rice


**1984** - Steve Schuldt. Honorable Mention: Carter Bray



Ryan Kees



Rick Rodgers




Dan Kaczor




Ryan Koch



Keith Heckendorf



Mark Dean



Nate Lehman



Aaron LaPointe



Mark Henderson



Jeremy Sinz



Jameson Parsons



Jack Moro



Fred Williams



Phil Klaphake

## St. Cloud State Football's All-America Award Winners

**2018:**

**Sam Hartman**

Don Hansen All-America (HM)

**2016:**

**Jameson Parsons**

Don Hansen All-America (HM)

D2Football.com (HM)

**2015:**

**Jameson Parsons**

Conference Commissioner's Association

All-America (2nd Team)

Don Hansen All-America (Second Team); D2Football.com (Second Team)

**Bret Piekarski**

USA College Football Division II (First Team)

**Ledell White**

USA College Football Division II (First Team)

**Karl Eichinger**

USA College Football Division II (First Team)

**Grant Thayer**

USA College Football Division II (2nd Team)

**2013:**

**Jack Moro**

AP All-America (First Team)

AFCA All-America (First Team)

Daktronics (First Team); Beyond Sports Network (First Team)

**Phillip Klaphake**

Don Hansen (HM)

**Mitchell Weideman**

Don Hansen (HM)

**2012:**

**Jack Moro**

AP Little America (First Team)

AFCA All-America (First Team)

Daktronics (First Team)

Beyond Sports Network (First Team)

Don Hansen (First Team)

**Phillip Klaphake**

Don Hansen (Honorable Mention)

**Eli Shoemaker**

Beyond Sports Network (Third Team)

**2011:**

**Marvin Mitchell**

AFCA All-America

**2010:**

**Fred Williams**

AP Little All-America (First Team), AFCA All-America (First Team)

Daktronics Division II All-America (First Team)

Don Hansen All-America (First Team)

D2Football.com All-America (Second Team)

**2008:**

**Ryan Kees**

AFCA All-America

**2005:**

**Charlie Cosgrove**

AFCA All-America

**2004:**

**Mitchell Denne**

AP Little All-America (Third Team)

**Matt Birkel**

D2Football.com (Second Team)

**Jim McCarville**

D2Football.com (Honorable Mention)

**2003:**

**Keith Heckendorf**

AFCA All-America

AP Little College All-America (Second Team)

Football Gazette All-America (Second Team)

Daktronics All-America (Second Team)

D2Football.com All-America (HM)

Dopke.com All-America (HM)

**2002:**

**Ben Nelson**

AP Little All-America (Second Team), AFCA DII Coaches (Second Team)

Daktronics Football Gazette (Second Team) D2Football.com (2nd Team)

**Keith Heckendorf**

Daktronics DII (Second Team)

Football Gazette (Second Team)


D2Football.com (Honorable Mention)

**Matt Huebner**


D2Football.com (Third Team)

Football Gazette (Third Team)







Ben Nelson



Randy Martin



Harry Jackson



Lou Filippi

## St. Cloud State Football's All-America Award Winners

**1998:**

**Mike McKinney**

Football Gazette (Second Team)

**1997:**

**John DesRoches**

Associated Press

**Mike McKinney**

Daktronics (First Team)

Football Gazette (First Team)

**1996:**

**Randy Martin**

Football Gazette (First Team)

Associated Press (First Team)

CoSIDA (First Team), AFCA Division II

**1995:**

**Randy Martin**

Football Gazette (First Team)

Don Hansen (First Team)

C.M. Frank (First Team), CoSIDA (Third Team)

**1994:**

**Dave Dahlstrom**

Football Gazette (Honorable Mention)

**1989:**

**Harry Jackson**

Football Gazette (First Team)

**Rick Rogers** Football Gazette (H.M.)

**Clarence Williams, Jr.**

Football Gazette (H.M.)

**1988**

**Harry Jackson**

Football News (Second Team)

**Mark Schwegman**

(Football News Third Team)

**1987**

**Harry Jackson**

(Football News Second Team)

**Dave Solon**

(Football News Second Team)

**1985:**

**Mark Lambrecht** (Kodak All-American)

**1978:**

**Carl Larson** (NAIA)

**1967:**

**Lenny Johnson** (NAIA)

**1940:**

**Lou Filippi** (AP Little All-American)

**Successful Farming**

**All-America Farm Team**

1996: Todd Bouman (HM)

1999 Jason Sell (HM)

1999 Brent Graunke HM)




Ryan Kees




Ledell White



Mike McKinney



Todd Bouman



Mark Schwegman



Clarence Williams, Jr.



# Harlon Hill Trophy Finalists from SCSU



2003 Harlon Hill top 3 finalist Keith Heckendorf



## Harlon Hill Trophy Finalists

2003.....Keith Heckendorf - Quarterback (Top 3, 2nd in voting)

2002.....Keith Heckendorf - Quarterback (Top 3)


1996.....Randy Martin - Running back (Top 8)

1995.....Randy Martin - Running back (Top 8)

1989.....Harry Jackson - Running back (Top 8)

## Semi-Finalists

2012.....Phillip Klaphake - Quarterback (Top 24)




Harry Jackson



Randy Martin



Phil Klaphake



Keith Heckendorf



## Rich in Tradition

The sport of football has enjoyed a rich tradition of excellence at St. Cloud State University. The 2016 campaign will mark the 94th season of regular intercollegiate football competition for the Huskies - dating back to the 1920 season.

The football team's history actually dates back to the 1890s, when the first record of St. Cloud State University football is listed. As mentioned in John Kasper's book "The Husky Tradition - A History of Men's Athletics at St. Cloud State University," the earliest known SCSU athletic contest of any kind occurred in 1890, and it featured a football contest between the St. Cloud Normal School football team and alumni at the Central Minnesota Fair.

From those humble beginnings, the SCSU football program began to grow. The next season of football activity in the records is 1895,



when SCSU posted a 0-2 record. One highlight of the 1896 season was a 4-4 tie against NCC rival North Dakota State in Fargo (Note: a touchdown was not worth six points until 1912).

In the first decade of the 1900s, St. Cloud State's football program continued its slow evolution from a club program to a true intercollegiate opponent. A big step in the process was made when St. Cloud State hired George "Red" Lynch as an instructor in 1904-05. Lynch served as the Huskies' head coach until 1928, and remained as an instructor with the University until his retirement in 1953. His success was immediate as Lynch coached the 1908 team to a 5-1 record, which included a 50-0 victory over Mankato.

Football continued at SCSU, although the records are incomplete, through 1916. World War I caused the sport to be stopped in the late 1910s, before it resumed with a one-game schedule in 1919.

## Football Comes of Age at SCSU

The year 1920 is significant due to the fact that it marks the beginning of consistent intercollegiate football play. Under the leadership of "Red" Lynch, the Peds (the nickname used by SCSU before it adopted the Husky in the late 1930s.) posted a 5-2 record that included a pair of victories over St. John's and a 13-7 season ending victory over Winona State.

In 1926 and 1927, SCSU football came of age by winning its first-ever conference football titles under the leadership of Lynch. In 1926, SCSU earned bragging rights in the Minnesota State College Conference thanks to a stellar 6-0-1 record. The 1926 championship season ended with a thrilling 7-6 win over arch-rival Mankato State as Felix Kamrowski kicked the extra point. SCSU returned for another conference title in 1927, as the squad posted another 6-0-1 record under the leadership of Lynch.


John Weismann took over the coaching duties from Lynch in 1929, and enjoyed immediate success as he posted winning seasons in 1929, 1930 and 1932, before winning the school's first Northern Intercollegiate Conference crown in 1932 with a 4-3 record. Lynch returned to the coaching helm and once again worked his magic on the sidelines. In 1933, Lynch led SCSU to a perfect 7-0 record and its second consecutive NIC title.

The coaching title shifted again in 1935, as Warren Kasch was brought in to lead the club. In 1936, Kasch guided SCSU to a 6-0-1 record and another NIC crown.

## Selke Field Opens in 1937

The 1937 season was a special one at SCSU as the Huskies saw completion of Selke Field. The work started in 1936 with Works Progress Administration labor and was completed in time for a Homecoming Game dedication on October 23, 1937. The distinctive 3500-foot granite wall, which still surrounds the field, was a product of local quarries.

In 1940, SCSU was blessed with the emergence of Lou Filippi as one of its first football All-Americans. A halfback, Filippi led the Huskies to NIC crowns in 1940, 1941 (7-0) and 1942 (6-0). At 7-0, SCSU was one of only seven undefeated teams in the nation during the 1941 season.



Lou Filippi

A four-sport athlete at SCSU, Filippi earned a total of 14 varsity letters before he graduated in 1943. He signed a professional football contract in 1942, but never got to play pro ball because of his participation in World War II.

## SCSU Becomes NIC Leader in the 1950s

The next great era of SCSU football came in the 1950s under the leadership of coach Les Luymes. In his first season, Luymes directed the Huskies to a 5-2 record and the NIC title. He continued the string with NIC crowns in 1952, 1953, 1954 and 1955. Luymes left after the 1955 season with an overall record of 29-11.

Jack Wink took over the coaching duties in 1956 and stayed with the program until Rod Anfenson was named head coach in 1965. Husky legends such as All-America lineman Lenny Johnson and runningback Gary Bahr propelled the team to an 8-1 record in 1967 and an NIC title. Of note, Bahr rushed for 1,093 yards while the SCSU defense limited their NIC foes to just seven TDs in five games.



Anfenson stepped down as head coach in 1971 to make way for Mike Simpson, who led the club for 10 seasons from 1972 to 1982. Simpson chalked up a 59-54-1 career record and coached many SCSU standouts, including John "The Comet" Kimbrough, Carl Larson and Keith Nord, who went on to enjoy a successful pro football playing career with the Minnesota Vikings.

## SCSU Enters the always rugged NCC

In 1983, St. Cloud State turned the page on another chapter of football history as it named Noel Martin head coach in time for its first season of play in the North Central Conference - the nation's premier NCAA Division II conference.

The Huskies quickly turned into a competitive force in the NCC with a 6-5 record in 1985 and a pair of 7-4 records in 1987 and 1988. SCSU reached the top of the conference in 1989, with an impressive 10-2 overall record and an 8-1 mark in the NCC. The first place finish also provided the Huskies with their first-ever bid to the NCAA Division II playoffs - where SCSU posted a 1-1 record.

From 1994 to 1996, a young man by the name of Todd Bouman quarterbacked the Huskies. He is currently the back-up quarterback for the New Orleans Saints of the National Football League and also played for the Minnesota Vikings. Bouman was a starter all three seasons and finished his career with 4,354 career passing yards (326 of 706) and 30 touchdown passes.

Martin watched his players gain All-America status 16 times during his tenure, including two Harlon Hill trophy finalists (Randy Martin and Harry Jackson). Wide receiver Mike McKinney earned All-America honors in 1998 and 1997. McKinney completed his tenure with the Huskies as the player with the most receptions in a career (202) and tied for the career mark for touchdowns (28), and touchdown catches in a game (3).

Jackson's number 35 jersey was retired in a half-time ceremony on October 13, 2001 at Selke Field. His is the first Husky jersey to be retired in the modern era of SCSU athletics. Jackson ran his way into the SCSU and NCC record books from 1986 to 1989. He completed his collegiate career as the SCSU and NCC (surpassed since then) all-time leading rusher. He rushed for a school record 4,889 career yards, a mark he still holds. He was the first runner in league history to top 4,000 yards and at the time, the only player in league history to rush for over 1,000 yards in three straight seasons.

Martin's teams featured strong running attacks thanks to the stellar efforts of backs such as Martin, Jackson, Charles Dean and Chad Mortenson. Strong defenses were another SCSU trademark throughout the 1980s and 1990s, due in part to great defensive players such as Rick Rodgers, Clarence Williams, Jr., Mike Lambrecht and Brad LaCombe.

The SCSU story added another chapter in 1999 as Randy Hedberg became the 11th coach in the history of the University's football program. Hedberg was the former offensive coordinator at the University of North Dakota, and played professional football during the late 1970s for the Tampa Bay Buccaneers, Oakland Raiders and Green Bay Packers.

A former professional quarterback, Hedberg's influence had an impact on the Husky offense in his first three seasons. The fruits of the new coaching staff's labors could be seen during the 2001 season when sophomore quarterback Keith Heckendorf set several single season records. Heckendorf led the Husky offense completing 184 of 334 passes for a season record 2,406 yards. He set single game marks for pass attempts with 49 versus South Dakota, pass completions with 25 against South Dakota State, most passing yards with 369 versus SDSU and touchdown passes with five against Minnesota State University, Mankato. After just two seasons with the Huskies, he ranked in the top six in four all-time career categories at SCSU.


St. Cloud State football turned the corner in 2002, winning the Huskies second ever NCC Championship (a title shared with UNC), posting a 9-2 overall record, a 6-2 conference mark and just missing an invitation to the NCAA tournament. Junior quarterback Keith Heckendorf and senior wide receiver Ben Nelson were outstanding. Heckendorf was a finalist for the Harlon Hill Trophy and Nelson earned numerous All-American honors. Both set several SCSU records. The Huskies started the season with five straight wins, lost in overtime to nationally ranked Northern

Colorado and two weeks later lost a shoot out at Minnesota State, Mankato. For the first time in over a decade, SCSU defeated the North Dakota schools in the same season.


A winning season in 2003 kept the Husky football program on track as SCSU posted a 7-4 overall record and a 4-3 mark in NCC play. Keith Heckendorf finished his astonishing career with the Huskies as a two-time Harlon Hill Trophy finalist and All-American. He re-wrote the record book for quarterbacks at SCSU. In addition the Huskies played their final game at Selke Field, a thrilling 33-30 overtime win against North Dakota State University.

For only the second time in the history of SCSU football, the Huskies advanced to the 2004 NCAA Division II playoffs. SCSU also opened Husky Stadium in 2004 with a 29-14 win over Minnesota Crookston.


St. Cloud State finished the season with an 8-3 overall record after starting the season with a seven game win streak. The Huskies host-



Lenny Johnson




Todd Bouman



Harry Jackson

ed the University of North Dakota at Husky Stadium and provided fans with an outstanding college football game as UND defeated SCSU 20-17 in double overtime. The Huskies came from a 10-0 deficit to tie the game and take it into the extra frame. Junior runningback Matt Birkel rushed for 1,689 yards and junior quarterback Dan Kaczor, in his first season as a starter, threw for 2,403 yards. The Huskies were ranked 17th in the final American Football Coaches Association (AFCA) Division II poll and finished fourth in the Northwest Region rankings.



Keith Heckendorf

The 2005 season culminated with a new all-time rushing leader in SCSU history as running back Matt Birkel finished his career with 4,920 yards, surpassing the Harry Jackson mark of 4,889 yards. Birkel also became the all-time leading scorer with 342 points and set the school record for touchdowns with 57. He was the third Husky to have back-to-back 1000 yard seasons and is the third Husky in school history to rush for over 4,000 yards in a career (Harry Jackson (4,889) and Randy Martin (4,618) are the only other members of SCSU's 4,000 yard club).

Several other records fell as kicker Shawn Braunagel became SCSU's career leader in placekicking with 212 career points. Charlie Cosgrove set career records for sacks during the 2005 season (23.5) and tackles for loss with 47.5. He was voted the 2005 North Central Conference Most Valuable Defensive Lineman and First Team All-NCC.

Ryan Koch tied the SCSU single season record for receptions (73), was a 2005 National Football Foundation Draddy Trophy Finalist (known to many as the academic Heisman), an ESPN The Magazine Academic All-American First Team member, ESPN The Magazine All-District Five Academic team member, 2005 All-North Central Conference First Team member, Academic All-NCC First Team member, and NCC Commissioner's Honor Roll team member. The 2005 St. Cloud State University Husky Football team posted an 8-3 overall record. The Huskies were 3-3 in the North Central Conference, for a fifth place finish. For the first time in league history, there was a four-way tie for the Championship. North Dakota, South Dakota, Minnesota Duluth and Nebraska-Omaha tied for the 2005 NCC Championship. The Huskies got off to a 5-0 start for the second straight year and the eighth time in the history of Husky football.

The Huskies set two team records in 2006, a season in which SCSU posted a 3-8 overall record and finished ninth in the NCC with a 1-7 mark. The team set new records for points scored in a game with 71 in the season opener against the University of Minnesota-Crookston.

They also set the record for most touchdowns scored in a game with 11 against UMC. Sophomore placekicker Jon Gutierrez was the Huskies All-North Central Conference Special Teams First Team pick.

The 2007 Husky Football squad played its final season in the North Central Conference. SCSU posted a 4-7 overall record and 1-7 NCC mark. The season also brought an end to the Randy Hedberg era as head coach of the Huskies. Junior defensive end Ryan Kees was named All-North Central Conference First Team, Academic All-NCC, NCC Commissioners Honor Roll, ESPN The Magazine Academic All-District First Team, and Daktronics All-Northwest Region Second Team.

## A New Era - The NSIC

In 2008, the Huskies would play for the championship in a new league, the Northern Sun Intercollegiate Conference (NSIC). On July 1, St. Cloud State officially became members of the NSIC, ending a 26-year relationship with the North Central Conference which officially closed its doors on June 30.



Matt Birkel

Husky Football debuted in the NSIC in 2008 and under new head coach Scott Underwood with a 7-4 overall record, finished fourth in the NSIC with a 7-3 mark, and second in the NSIC North Division at 5-1. Minnesota Duluth, the NSIC champion went on to win the NCAA Division II National title with an undefeated record. Senior defensive end Ryan Kees was named an AFCA All-America football player.

Another successful season met the Huskies in 2009 as SCSU posted a 7-4 overall record, tied for third in the NSIC with a 7-3 mark, and finished second in the NSIC North Division with a 5-1 record. After starting the season with an 0-3 record, the Huskies went 7-1 over the last eight games

and ended the season on a three-game win streak. The final game of the season was a 26-21 win over previously undefeated and nationally ranked Minnesota State University, Mankato.



Fred Williams

The 2010 season proved remarkable as the Huskies posted a 10-3 overall record, setting a school record for most games played and tying the school record for wins. In addition, St. Cloud State posted a 9-1 record in the Northern Sun Intercollegiate Conference (NSIC) to tie for second place overall and also finished second in the NSIC North Division with a 5-1 record. The Huskies advanced to the second round of the NCAA Division II football playoffs and were defeated by eventual national champion, University of Minnesota Duluth, 20-17 in overtime. The Huskies defeated Hillsdale College 42-28 at home in the first round. Senior wide receiver Fred Williams was named to five All-American teams and leaves the Huskies as the career leader in receptions and receiving yards. Redshirt first-year quarterback Phillip Klaphake was named the NSIC Offensive Newcomer of the Year.

A conference championship and a second straight NCAA playoff appearance culminated the 2011 season for the Huskies. St. Cloud State finished the season with a 9-3 overall record and went 8-2 in



the NSIC. The Huskies were crowned co-champions of the NSIC and NSIC North. SCSU went on to host a first round NCAA playoff game against Wayne State University (Mich.). The playoff game was played on Nov. 19 and six inches of snow accumulated on the field during the game. The Huskies lost to Wayne State 48-38 and Wayne went on to win the national championship. Senior Matt Theis and Matt Schwartz were named to the Capital One Academic All-America® Division II First team. Junior defensive back Marvin Matthews was named an AFCA All-American. Scott Underwood was named the NSIC Coach of the Year and captured his 30th career win.

The 2012 version of Husky football posted a fifth straight winning season with a 7-4 overall record, finished third in the NSIC North divisional standings with a 5-2 record and were fifth in the overall league standings. Junior defensive back Jack Moro (#28 left) was named to five All-American teams as he led all of NCAA Division II in interceptions with a school record 11. Junior quarterback Phillip Klaphake, a Harlon Hill candidate, threw for 2,760 yards and 28 touchdowns to increase his career totals to 7,713 passing yards and 63 touchdowns. He is the first Husky quarterback to pass for over 7,000 yards and rush for over 1,000 yards in a career. Senior offensive lineman Andrew Beckmann (#79 above) was named to the Capital One Academic All-America® First Team. Head coach Scott Underwood collected his 40th career win with the Huskies.

Historically speaking, the 2013 season was one of the most successful in school history. The Huskies played a school record 14 games and won a school record 12 games, surpassing the old win record of 10 set in 1989 and later in 2010. St. Cloud State finished 12-2 overall, second in the NSIC North with a 6-1 record and 10-1 in the overall league standings for a third place finish. The Huskies advanced to the quarterfinals of the NCAA Division II Football Playoffs and posted a 2-1 record in postseason play. The Huskies season ended in a 59-21 loss at Northwest Missouri State on Dec. 7 and the Bearcats went on to win the 2013 NCAA Championship. The Huskies were ranked #5 in the AFCA DII and D2football.com final polls. St. Cloud State went 6-0 at Husky Stadium. The Huskies defense set a single season record for interceptions with 24 breaking the old record of 23 set in 1970 and tied in 2010. Senior quarterback Philip Klaphake concluded his impressive career, leaving the Huskies as the career leader in passing yards with 11,261 and all-purpose yards with 13,776. During his career he set school records for most passing yards in a single game with 512, most passing yards in a season with 3,548 and best completion percentage in a season with a 65.6 ranking and tied the school record for touchdown passes in a single game with five (he did it three times). He was a four-time All-Conference player and became the third player in NCAA Division II to throw for over 10,000 yards and rush for over 2,000 yards in a career (he rushed for 2,515 yards). Defensively, Jack Moro was named to five All-American teams for the second straight year. Moro also broke the school record for interceptions in a career with 21 picks.

In 2014, the Huskies posted their seventh straight winning season with a 6-5 overall record. Three Huskies, Bret Piekarski, Bo Putrah and Jordan Sefon earned first team All-Conference honors. Head coach Scott Underwood won his 55th career game on Nov. 18 and is 58-25 all-time with the Huskies. Chris Mussmann joined the Huskies coaching staff as the co-offensive coordinator and quarterbacks coach. Mark Sipple became the Huskies defensive coordinator.

In 2015, the Huskies posted their eighth straight winning season with a 6-5 record. Eight SCSU players, Keyshawn Davis, Karl Eichinger, Jaden Huff, Jameson Parsons, Bret Piekarski, Craig Szymanski, Brady Westart and Ledell White earned first team All-Conference

honors. Head coach Scott Underwood became the second all-time winningest coach in the history of the program. Parsons became just the fifth player in school history to reach 1,000 yards receiving in a single season on his way to being named a Second All-American by four organizations (CoSIDA, Conference Commissioners Association, Don Hansen and D2Football.com)

The 2016 Huskies posted a 5-6, 4-3 NSIC North record as Jameson Parsons led the Huskies with All-America honors at wide receiver. Parson was also named the NSIC Glen Galligan Award winner for 2016. In 2017, the Huskies finished above .500 with a 6-5 overall record and a 3-4 North Division record. Carvel Graham and Bryce Johnson both earned All-Region notice for the Huskies in 2017. Of note, Johnson went on to sign as a free agent with the Dallas Cowboys of the NFL in the spring of 2018. In 2018, SCSU was 7-4 overall and posted a 4-3 North Division record.

## Past, Present, and Beyond

Above and beyond the victories and trophies, are the great memories that have been created by the coaches, players and fans from the early days of "Red" Lynch and Cliff Bemis to the antics of Lou Filippi in the 1940s, to the title runs of Les Luymes in the 1950s, to the great runningbacks of the Noel Martin era, and the passing game that took the Huskies into 2000 and beyond. These are the things that have helped St. Cloud State continue a tradition of success on the gridiron, and they are the foundation of excellence upon which future teams will build.



Phil Klaphake



Jameson Parsons



Jack Moro



Scott Underwood



## A Look Back at Historic Selke Field

For 67 years Husky Football had called Selke Field its home. In 2004 a new home was opened on the campus of St. Cloud State University. It's name is Husky Stadium and it is a state of the art facility located on the banks of the mighty Mississippi on the south side of the university campus.

According to John Kasper's *A Husky Tradition, A History of Men's Athletics at St. Cloud State University*, in 1936 under President Selke, plans were developed for a new athletic facility located several blocks east of the Mississippi River. Alvah Eastman donated the equivalent of four city blocks, then a city park called Union Park. Work was started in 1936 with Works Progress Administration (WPA) labor. Selke Field was dedicated at Homecoming on the afternoon of October 23, 1937. A large crowd was on hand but they had to stand as bleachers as yet were not available.

A granite wall 3500 feet in length surrounded the entire field. The project cost an estimated \$45,000, albeit all it cost the state of Minnesota was the mortar. All the granite came from local quarries. It had a 440 yard cinder track with a 220 yard straightaway, and a baseball diamond. Softball diamonds, an archery range, putting and driving greens and a badminton court were included in the planning stage but never actually came about. In 1941 concrete bleachers were completed on the west side of the field which could accommodate up to 3500 spectators.

After World War II temporary housing for veterans was erected in the north section or Union Park area of Selke Field.


Selke Field developed into a major athletic facility for St. Cloud State University during the 1970's when it underwent a major facelift as the track was coated with a six-lane resiliite surface; the press box was greatly enlarged; permanent circles and approaches were made for the high jump, pole vault, shot put, discus, and the water jump for the steeplechase; fencing was installed around the entire football field for better crowd control; a women's varsity softball field was built on the men's old baseball practice field, which was eventually relocated to the northwest corner; new aluminum seats were erected in the permanent west side spectator stands; permanent concession stands were built on the north and south ends; a coat of fresh paint was given the guard rails, concession stands, restrooms, etc.; and bleachers were installed on the east side of the football field seating eight hundred.

Husky Football won 11 Northern Intercollegiate Conference football titles from 1940 to 1970 at Selke.

In 1989, the SCSU football team won it's first North Central Conference football title and hosted two NCAA Division II football playoff games. On the way to the 1989 championship, the Huskies defeated North Dakota State 20-13 in a memorable win. SCSU defeated Augustana College 27-20 in the first round of the NCAA playoffs but fell to Mississippi College in the second round 55-24.

The second NCC championship would be won in 2002, as the Huskies posted a 9-2 overall record and went 6-2 in conference play. Home wins against South Dakota, South Dakota State and Nebraska-Omaha helped to bring home the conference title.

In 2003, the final year of Husky football at Selke Field, SCSU went 4-0 on it's home turf.



*Selke Field: Home of the Huskies from 1937 to 2003.*



*Big crowd at Selke Field*



*The granite walls of historic Selke Field.*



## The Traveling Training Kit

The Traveling Training Kit (pictured at left) is emblematic of the football rivalry between St. Cloud State University and Minnesota State University, Mankato.

The kit features the Husky logo in red on one side and the MSU Mavericks logo in purple on the other side, and is awarded annually to the winning team in football.

The Huskies and Mavericks have played each other in football since the 1923 season. They began playing for the "Traveling Training Kit" in 1978.

In 2004, Jeff Merson of ESPN.com compiled a Top Ten list featuring the "Most Bizarre College Football Rivalry Trophy". The Traveling Training Kit ranked second on the list behind "Ye Olde Skull" representing the rivalry between Ohio Wesleyan and Wittenberg College (which has since been retired).

### SCSU vs. MSU All-Time Results

2018: at MSU 45, SCSU 10  
 2017: DNP  
 2016: MSU 45, at SCSU 12  
 2015: DNP  
 2014: at MSU 31, SCSU 0  
 2013: SCSU 54, at MSU 48 (NCAA Playoffs)  
 2012: MSU 25, at SCSU 21  
 2011: at SCSU 31, MSU 13  
 2010: SCSU 31, at MSU 17  
 2009: at SCSU 26, MSU 21  
 2008: at MSU 16, SCSU 7  
 2007: SCSU 27, at MSU 13  
 2006: at SCSU 16, MSU 3  
 2005: SCSU 18, at MSU 14  
 2004: at SCSU 38, MSU 17  
 2003: SCSU 41, at MSU 6  
 2002: at MSU 41, SCSU 40  
 2001: at SCSU 49, MSU 28  
 2000: at MSU 35, SCSU 21  
 1999: MSU 28, at SCSU 20  
 1998: at MSU 14, SCSU 9  
 1997: at SCSU 13, MSU 3  
 1996: SCSU 48, at MSU 42 OT

1995: at SCSU 14, MSU 6  
 1994: MSU 28, at SCSU 14  
 1993: MSU 49, at SCSU 32  
 1992: at SCSU 7, MSU 0  
 1991: SCSU 20, at MSU 14  
 1990: at SCSU 14, MSU 10  
 1989: SCSU 23, at MSU 7  
 1988: at SCSU 24, MSU 10  
 1987: at MSU 28, SCSU 3  
 1986: SCSU 21, at MSU 17  
 1985: SCSU 34, at MSU 14  
 1984: at SCSU 30, MSU 28  
 1983: at MSU 31, SCSU 27  
 1982: at SCSU 15, MSU 13  
 1981: at MSU 41, SCSU 7  
 1980: at SCSU 35, MSU 21  
 1979: SCSU 8, MSU 0  
 1978: MSU 178, SCSU 6  
 1972: MSU 24, SCSU 0  
 1969: MSU 40, SCSU 28  
 1968: MSU 34, SCSU 17  
 1967: SCSU 21, MSU 6  
 1966: SCSU 14, MSU 14  
 1965: MSU 14, SCSU 7  
 1964: MSU 23, MSU 14  
 1963: MSU 24, SCSU 14  
 1962: MSU 14, SCSU 6  
 1961: MSU 27, SCSU 6  
 1960: MSU 30, SCSU 7  
 1959: MSU 12, SCSU 0  
 1958: MSU 33, SCSU 6  
 1957: SCSU 0, MSU 0  
 1956: SCSU 13, MSU 13  
 1955: SCSU 13, MSU 6  
 1954: SCSU 19, MSU 0  
 1953: SCSU 25, MSU 14  
 1952: SCSU 19, MSU 8  
 1951: SCSU 26, MSU 7  
 1950: MSU 14, SCSU 0  
 1949: SCSU 25, MSU 7  
 1948: MSU 8, SCSU 0  
 1947: SCSU 12, MSU 0  
 1946: MSU 14, SCSU 2  
 1941: SCSU 12, MSU 7  
 1940: SCSU 32, MSU 0  
 1939: SCSU 0, MSU 0  
 1938: MSU 13, SCSU 0  
 1935: MSU 7, SCSU 0  
 1934: SCSU 6, MSU 0  
 1933: SCSU 32, MSU 7  
 1932: SCSU 9, MSU 0  
 1931: MSU 6, SCSU 0  
 1929: MSU 18, SCSU 0  
 1928: SCSU 13, MSU 6  
 1927: SCSU 19, MSU 0  
 1926: SCSU 7, MSU 6  
 1924: SCSU 39, MSU 0  
 1923: SCSU 37, MSU 0

All-time Series Record: SCSU leads series 42-35-4




# St. Cloud State Football Huskies in the Pros




*Todd Bouman  
with the Minnesota Vikings*







Keith Nord (photo courtesy of Minnesota NFL)




Ben Nelson (photo courtesy of Minnesota NFL)



Harry Jackson (photo courtesy of Green Bay NFL)



Mike Lambrecht (photo courtesy of Miami NFL)



John Kimbrough (photo courtesy of Buffalo NFL)



Fred Williams (photo courtesy of Kansas City NFL)



## Huskies in the NFL

### Todd Bouman

2010 ..... Jacksonville Jaguars\*  
 2008 ..... Baltimore Ravens  
 2007 ..... St. Louis Rams  
 2007 ..... Jacksonville Jaguars  
 2006 ..... Green Bay Packers\*  
 2003-05 ..... New Orleans Saints\*  
 1997-02 ..... Minnesota Vikings\*

### Jeff Hazuga

2001 ..... Minnesota Vikings

### Matt Huebner

2003 ..... Minnesota Vikings

### Harry Jackson

1990 ..... Green Bay Packers  
 ..... (11th round draft pick)

### John Kimbrough

1977 ..... Buffalo Bills\*  
 ..... (3rd round draft pick)  
 ..... New England Patriots  
 ..... Oakland Raiders

### Mike Lambrecht

1987 ..... Miami Dolphins

### Ben Nelson

2003 ..... Minnesota Vikings

### Keith Nord

1979-85 ..... Minnesota Vikings\*

### Dave Solon

1988 ..... New Orleans Saints

### Ryan Kees

2009 ..... Detroit Lions

### Fred Williams

2013-16 ..... Kansas City

### Bryce Johnson

2018 ..... Dallas Cowboys

### Jordan Sefon

2016 ..... Atlanta

## Huskies in the CFL

### Bob Kroneberg

..... Las Vegas Posse  
 ..... Toronto Argonauts

### Brad LaCombe

..... Las Vegas Posse

### Scott Ferguson

..... Edmonton Eskimos

## Huskies in the AFL

### Ben Nelson

..... San Jose  
 ..... Colorado  
 ..... Sioux Falls  
 ..... Cleveland  
 ..... Spokane

### Kenny Pierce

..... Milwaukee Mustangs

### Keith Williams

..... New York Dragons  
 ..... Iowa Storm

### Bob Kronenberg

..... Nashville Kats

### Brad LaCombe

..... Milwaukee Mustangs  
 ..... New Jersey

### Kelly Gilchirst

(AFL2) ..... Boise Burn

### Matt Huebner

..... Georgia

### Nate Lehman

(AFL2) ..... Green Bay Blizzard

### Fred Williams

..... San Jose SaberCats  
 ..... Los Angeles KISS  
 ..... Washington Valor  
 (IFL) ..... Arizona Rattlers



Bryce Johnson (photo courtesy of James Smith - Dallas Cowboys)



[www.scsuhuskies.com](http://www.scsuhuskies.com)