

Let's Talk Plants!

Newsletter of the San Diego Horticultural Society

June 2016, Number 261

SDHS Night at the Fair

PAGE 1

Wonderland at the Fair – pages 3 & 8

Rocks are Drought Tolerant – page 5

A Word About Weeds – page 6

Horticulturist of the Year – page 7

On the Cover: African Tulip Tree

Luxury Kauai Garden Tour with Dr. McDougall

Kauai is known as "The Garden Isle" for its tropical rainforests, fertile valleys and lush flora; it is not surprising to find some of the world's most beautiful gardens there. This tour includes three of the nation's five National Tropical Botanical Gardens along with other spectacular gardens and farms.

<http://ntbg.org/tours/kauai-south>

This is an ALL INCLUSIVE tour: Lodging at the oceanfront Sheraton Poipu Beach Resort, transportation, gourmet plant based meals by master chef, one daily lecture by world famous physician, Dr. John McDougall, who has specialized in the use of a whole food, plant based diet to prevent and treat chronic disease.

LIMITED SPACE Reserve early

Trip Price: \$4520-\$4760 not including airfare

Discount of \$200 signed up before June 30, 2016

Additional \$100 discount SDHS members

Dates: January 28 to Feb 4, 2017

For more information: www.drmcDougall.com/health/travel/kauai



▼ SDHS SPONSOR

GREEN THUMB SUPER GARDEN CENTERS

1019 W. San Marcos Blvd. • 760-744-3822
(Off the 78 Frwy. near Via Vera Cruz)

- CALIFORNIA NURSERY PROFESSIONALS ON STAFF
- HOME OF THE NURSERY EXPERTS • GROWER DIRECT



www.supergarden.com

Now on Facebook



WITH THIS VALUABLE *Coupon*

**20%
OFF**
Any One Plant

- Must present printed coupon to cashier at time of purchase
- Not valid with any sale items or with other coupons or offers
- Offer does not include Sod, Gift Certificates, or Department 56
- Not valid with previous purchases • Limit 1 coupon per household
- Coupon expires 6/30/2016 at 6 p.m.

sdhs



IN THIS ISSUE...

- 2 Volunteers Needed
- 2 Looking for New Board Members
- 3 From the Board
- 4 The Real Dirt On . . . Edmond Albius
- 4 Book Review
- 5 Volunteer Spotlight
- 5 The Dirt on Water Blog
- 6 Going Wild With Natives
- 6 To Learn More...
- 7 Horticulturist of the Year 2016
- 8 Through the Looking Glass
- 9 Trees, Please
- 10 My Life with Plants
- 11 Welcome New Members!
- 11 Discounts for Members
- 11 What's Up At San Diego Botanic Garden?
- 14 Sharing Secrets
- 17 May 2016 Plant Display
- 19 May Meeting Report
- 20 Pacific Horticulture Tours

INSERTS:

San Diego County Fair
Calendar/Resources/Ongoing Events

SAN DIEGO HORTICULTURAL SOCIETY

OUR MISSION is to inspire and educate the people of San Diego County to grow and enjoy plants, and to create beautiful, environmentally responsible gardens and landscapes.



MEMBERSHIP INFORMATION

Renewal information is at www.sdhort.org.
For questions contact membership@sdhort.org or call Cindy Benoit at 760-473-4244.

MEETING SCHEDULE

6:00 – 6:45 Vendor sales, lending library, plant display
6:45 – 8:30 Announcements, door prizes, speaker

MEETINGS & EVENTS

- June 3 – July 4 San Diego County Fair – to volunteer see page 2
- July 11 Horticultural Evening at the San Diego Zoo
- August 8 Bill Toone on Roar of the Monarch Butterfly
- September 12 Jeff Moore on his new book, *Aloes and Agaves*
- October 10 Brian Kemble on the Ruth Bancroft garden
- November 14 Greg Ruben & Lucy Warren on their new book, *The Drought-Defying California Garden*



www.sdhort.org

COVER IMAGE: The African Tulip Tree is one of the many lovely and water-thrifty plants you'll see in the SDHS display garden at the Fair. Details on pages 3 and 8.

SPECIAL EVENT: SDHS Night at the Fair Gardens Plus 2016 Horticulturist of the Year Presentation Monday, June 13, 5:30 – 7:45 PM, Presentation 6:00 PM LOCATION: Flower & Garden Show at the Del Mar Fairgrounds FREE PARKING! FREE ENTRY for SDHS Members! Guests, \$15 at the door

Enjoy a **private night** at the San Diego County Fair's Flower & Garden Show! The Fair will be closed to the public, and SDHS members and guests can stroll at leisure, viewing the SDHS's waterwise exhibit of South African plants, plus lovely garden show displays created by some of our finest garden professionals.

No-host bar: beer, wine, sodas and water. Free celebratory cake!

At 6:00 p.m., at the Flower & Garden Show Stage, SDHS President Jim Bishop will present the 2016 Horticulturist of the Year Award to the San Diego Zoo Horticulture Department - past and present.

Full details at sdhort.org



Paul Ecke Jr. Flower & Garden Show

2016 Stage Schedule

Daily: Wine Tasting 4:00 pm & 5:00 pm (except June 3, 11, 26) & Live Music 6:00 pm - 8:00 pm

- Fri. June 3** **Opening Day**
- Sat. June 4** **Tree Care in San Diego**
1:30 pm Proper Pruning Do's and Don'ts / Professional Tree Care Association - *Kurt Peacock*
2:30 pm Learn How Money Grows on Trees / ISA Certified Arborist - *Robin Rivet*
- Sun. June 5** **Floral Speakers**
1:30 pm Things to Know When Hiring Your Wedding DJ - *Jerry Beck*
2:30 pm A Few Props Can Make Your Wedding Happy Ever After - *Janette Hernandez*
- Wed. June 8** **Landscape Water Conservation**
1:30 pm WaterSmart Landscapes / SD County Water Authority - *Joni German*
2:30 pm Landscapes ~ "San Diego Style" / Water Conservation Specialist - *Jan Tubiolo*
- Thurs. June 9** **Floral Speakers**
1:30 pm A Very Important Date: Bouquets Inspired by the Story of Alice - *Jamie Kales*
2:30 pm Vegetable Gardening in Small Spaces - *Jennifer Pelham*
- Fri. June 10** **Benefits of Birds and Bees**
1:30 pm The Story of Honey Bees in So. Cal / SD Bee Keepers Society - *Eric Robinson*
2:30 pm Birdhouses and Habitat / UCCE Master Gardener- *Marcia Van Loy*
- Sat. June 11** **Toast of the Coast Wine Festival**
Taste more than 100 award-winning wines from our 2016 Wine Competition.
Tickets and information available at thetoastofthecoast.com
- Sun. June 12** **Ikebana Day**
10am Jackie Zhang & Ikebana Floral Speakers
- Wed. June 15** **Edible Gardens**
1:30 pm You Say Tomatote, I Say Tomatoe / Sunshine Care - *Roy Wilburn*
and Tomato Queen- *Karan Cooper Greenwald*
- Thurs. June 16** **Floral Speakers**
1:30 pm 1 Husband, 1 Dog & 200 Orchids- *Barbara Conrad*
2:30 pm Combine a Few Florist Flowers with Something from Your Garden for a Beautiful Bouquet -
Darlene Karinen
- Fri. June 17** **Lawn Alternatives**
1:30 pm The Perfect Landscaping Solution / SYNLawn - *Jaime Wittert*
2:30 pm Decorative Rock to Replace Your Lawn / RCP Block & Brick
- Sat. June 18** **San Diego Garden Authors**
1:30 pm "Under the Spell of Succulents" / Solana Succulents - *Jeff Moore*
2:30 pm "Designing Drought Tolerant Gardens - The Thematic Approach"
Landscape Designer and Horticultural Expert - *Steve Harbour*
- Sun. June 19** **7th Annual S.D. Floral Design Competition & Flower Festival**
10:00am Floral Speaker David Root

Paul Ecke Jr. Flower & Garden Show

2016 Stage Schedule

Daily: Wine Tasting 4:00 pm & 5:00 pm (except June 3, 11, 26) & Live Music 6:00 pm - 8:00 pm:

- Tues. June 21** **Gardening For Kids**
1:30 pm Fruit or Vegetable? A Hands-on Exploration of all the Delicious Parts of Edible Plants
Leah's Pantry - *Adrienne Markworth & Jessica Silldorff*
2:30 pm Bugs in Your Garden! / UCCE Master Gardener - *Carol Graham*
- Wed. June 22** **Floral Speakers**
1:30 pm Why You Need a Wedding Coordinator - *Jacquelyn Mendoza*
2:30 pm The Benefits of Social Media to the Floral Industry - *Noemi Garcia*
- Thurs. June 23** **Floral Speakers**
1:30 pm What Do I Do with that Bunch of Flowers I Just Bought? - *Meredith Sinclair*
2:30 pm Why Pollinator Gardens Are Important - *Jim Bethe*
- Fri. June 24** **Repurposing Ideas for Your Garden**
1:30 pm Rethink Repurposing - Kicking Repurposing Up a Notch / Singing Gardens - *Roxanne Kim Perez*
2:30 pm Turn Garden Junk into Succulent Art / UCCE Master Gardener - *Laura Eubanks*
- Sat. June 25** **International Day**
10:00 am International Entertainment / Balboa Park Cottages
- Sun. June 26** **My Big Fair Wedding Day**
11:00- 5:00 pm Romance & Weddings in the Garden
- Tue. June 28** **Composting in Your Garden**
1:30 pm Composting With Worms / Solana Center
2:30 pm Composting 101 / Solana Center - *Jennifer Gale*
- Wed. June 29** **Floral Speakers**
1:30 pm Turn a Get-Together into a Party with a Little Creativity - *Janette Hernandez*
2:30 pm When Your Flowers Speak You Want Them to Say Something Elegant & Graceful - *Eleanor Clark*
- Thurs. June 30** **Gardening Organically**
1:30 pm Worm Composting - Garbage to Gold! / Master Composter - *Laura Malter*
2:30 pm The Lowdown on Good Dirt / UCCE Master Gardener - *Cindy Sparks*
- Fri. July 1** **Art For Your Garden**
1:30 pm Art for You Garden - Create an Escape in Your Very Own Backyard / Backyard XScapes -
Steve Raketich
2:30 pm Garden Décor "Something for Everyone" / The Madd Potter - *Stacey Sieber*
- Sat. July 2** **Whole Life Festival**
10:00 am Discover a holistic approach to a healthy lifestyle in this festival featuring local
Farmers, products and services for body and soul
4:30 pm Farm to Table Dinner – Tickets and information available at sdfair.com/wholelife
- Sun. July 3** **Floral Speakers**
1:30 pm Seashore Discoveries - *Wesley Farmer*
2:30 pm Garden Clubs: Come for the Education, Stay for the Friendship - *George Speers*
- Mon. July 4** **Stars, Stripes & Stems**
1:30 pm What it's like to be a Spouse of Someone in the Military
2:30 pm Red, White & Blue Floral Speaker

▼SDHS SPONSOR

VISIT SDHS
AT THE FAIR
(SEE PAGES 3 & 8)

Fenestraria rhopalophylla

Manual Ramos

String-of-Pearls
(*Senecio rowleyanus*)



ROB CARDILLO

GET YOUR FIRST ISSUE FREE
WHEN YOU SUBSCRIBE



Published in February, April, June and September

WWW.GARDENDESIGN.COM/2016
or call to order (855) 624-5110

▼SDHS SPONSOR



Free Videos On Demand

Learn Online How to Create a WaterSmart Landscape!

- 17 short lessons for homeowners on landscaping essentials:
 - Build healthy soil
 - Shape outdoor spaces
 - Create curb appeal
 - Irrigate like a pro
- Available 24/7 – whenever and wherever you are!
- Downloadable materials & other resources



Step 1
IDENTIFY YOUR
LANDSCAPE TARGET



Step 2
CREATE A PLOT PLAN



Step 3
EVALUATE YOUR SITE



Step 4
DESIGN YOUR WATER-
SMART LANDSCAPE



Step 5
IMPLEMENT YOUR PLAN



Step 6
CARE FOR YOUR WATER-
SMART LANDSCAPE



Visit WaterSmartSD.org





Paul Ecke Jr.

Garden Show

Get ready for outlandish landscapes, fabulous festivals, wonderful wine tastings, enthralling entertainment and tantalizing tea parties!



“WONDERLAND”

is the Paul Ecke, Jr.
Flower and Garden Show's Theme!

“I command you to attend”

For more information visit
www.sdfair.com

SAN DIEGO HORTICULTURAL SOCIETY

Established September 1994

BOARD MEMBERS

Lisa Bellora - Member-at-Large
Cindy Benoit – Membership Chair
Patty Berg – Volunteer Coordinator
Jim Bishop – President
B.J. Boland – Corresponding Secretary
Ray Brooks - Member at Large
Bruce Cobbledick – Workshop Coordinator
Julian Duval – San Diego Botanic Garden
Representative
Mary James – Program Committee Chair
Princess Norman – Secretary
Susanna Pagan – Public Relations Coordinator
Sam Seat – Treasurer
Donna Tierney – Member at Large
Susi Torre-Bueno – Newsletter Editor,
Past President
Roy Wilburn – Outreach Coordinator

Let's Talk Plants!, the SDHS newsletter, is published the fourth Monday of every month.

Editor: Susi Torre-Bueno;
(760) 295-2173; newsletter@sdhort.org

Advertising: Ellie Knight;
advertising@sdhort.org.

Calendar: Send details by the 10th of the month before event to calendar@sdhort.org.

Copyright ©2016 San Diego Horticultural Society, Encinitas, CA. All rights reserved. Not to be reproduced by any means for any purpose without prior written permission.

New Email? New Street Address?

Please send all changes (so you will continue to receive the newsletter and important notices) to membership@sdhort.org or SDHS, Attn: Membership, PO Box 231869, Encinitas, CA 92023-1869. We NEVER share your email or address with anyone!

BECOME A SPONSOR!

Do you own a garden-related business?

SDHS sponsorships have high recognition and valuable benefits, including a link to your website, discounts on memberships for your employees, and free admission to SDHS events. This is a wonderful way to show your support for the SDHS. Sponsors help pay for our monthly meetings, annual college scholarships, and other important programs. Sponsorships start at just \$100/year; contact Jim Bishop at sponsor@sdhort.org. Sponsors are listed on page 10; look for "SDHS Sponsor" above their ads. We thank them for their support.

VOLUNTEERS NEEDED

Garden Hosts Wanted for "Mad About The Fair 2016"

As in past years, we will need about 100 shifts covered by volunteers at our display garden at the 2016 San Diego County Fair. In exchange for about four hours of your time, you'll get free admission to the Fair. No special knowledge needed. Volunteers will answer questions about our display garden and plants in general, and encourage interested folks to become members of SDHS. Sign up for a shift or two on our website (sdhort.org).

Tech Support Help at Meetings:

Do you have video and tech support skills, and also love to garden? We need a tech-savvy volunteer to help load speaker presentations onto a laptop prior to our monthly meeting, and to assist the speaker. Also, we are looking for an individual who can load past presentations onto the internet. Contact Jim Bishop: president@sdhort.org.

LOOKING FOR NEW BOARD MEMBERS

With 1,200+ members, there must be at least a dozen or so individuals willing to participate on the SDHS Board. **Are you one of them? Is this your chance to get involved and share your talent and time?** We have several key volunteer Board positions that need to be filled in order for our organization to thrive. If you have an interest and skills to offer for any of these positions, please apply using the automated form on the website: sdhort.org. It is fast and easy! (You just need to log into the website and follow the prompts for security.) The open positions are:

- Vice President/ Program & Events
Coordinates the Program and Events committees
- Vice President/ Membership
Coordinates Membership and support activities
- Secretary
Board meeting preparation and minutes
- Publicity/Marketing
Media coverage, signage and electronic communications
- Newsletter Editor
Oversees the development of newsletter content, layout and production.
Coordinates advertising, calendar and sponsor inserts.
- Garden Tour Chair
Plans and manages the annual Garden Tour
- Meeting Room Coordinator
Oversees meeting room set-up and Plant vendor sales
- Member-At-Large (3 positions)

All positions serve a 3-year term, except for the members-at-large, who serve for 1 year. If you are new to the organization or to serving on a board, a member-at-large position may be just perfect for you. The board meets 6 times a year for about 2 hours each time, and this is an excellent opportunity to share your skills and to enhance the board's expertise. Out-going officers will "orient" new officers on duties to ensure you have all the information you need.

Don't wait! We need you now! Apply by July 31 on the website. In August, the current board will be electing from a slate presented by the Nominating Committee. The new officers take over in September. If you have any questions, please contact Princess Norman at 760 789-1342 or mtnpeak2@cox.net.



FROM THE BOARD

By Jim Bishop



Horticulturist of the Year

On Monday, June 13th, at our "Night at the Fair" meeting we will honor the **San Diego Zoo Horticulture Department - past and present** as our Horticulturist(s) of the Year (see page 7). The Zoo celebrates its 100th anniversary this year. As you may recall, some of the current zoo horticulturists were our speakers at the March meeting, plus our July meeting will be a special event held at the San Diego Zoo. See page 7 for information about the zoo's horticultural history. You may also learn about our previous twenty honorees online at sdhort.org/Hort-of-the-Year. The Fair is closed that day, so not only is parking free and easy, we will also have exclusive use of the outdoor garden exhibit area. There will be a no-host bar to add to the festivities of the evening. For details see page 1 and our website.

Wonderland – The San Diego County Fair

The San Diego Horticultural Society is committed to educating our members and the public through our projects, programs, events and documents on how to create a garden that is functional, beautiful, low maintenance, water-wise and, of course, filled with wonderful plants. Imagine the water, energy, monetary and time savings, not to mention the beauty, if everyone gardened appropriately for our climate and natural resources. Last year when I wrote the June column I remember thinking it highly improbable that we would have a 5th year of drought and another year of record warm weather. While the northern part of the state received average or above average rainfall, the southern half of the state received below average rainfall and had a record warm January and February. Yet people that live in much drier and warmer climates than ours create beautiful and functional gardens.

You can help educate the public and be part of our largest outreach program by volunteering to staff our exhibit. For volunteering as a Garden Host, you receive free entrance to the Fair in exchange for a few hours in either the morning or afternoon. Answer questions and talk to Fair patrons about our exhibit, water conservation, the San Diego County Water Authority and the Society, and then head off to enjoy all that the Fair has to offer. The Fair runs Friday, June 3 through Sunday, July 4. You may pick your shift and sign up on our website at www.sdhort.org.

Through the Looking Glass

Our garden exhibit at the San Diego County Fair this year ties in with several current themes. The garden design and installation is being led by Dave Ericson, with assistance from Linda Teague and Mary Friedstedt. Inspired by Lewis Carroll's classic novel *Alice's Adventures in Wonderland*, the theme for the Garden Show at this year's County Fair is *Wonderland*. Entitled *Through the Looking Glass*, the San Diego Horticultural Society's exhibit will be a play on this *Wonderland* theme, but also pay homage to Lewis Carroll's sequel *Through the Looking-Glass, and What Alice Found There*. With a climate and geography that mirrors that of Southern California, the garden will feature the *Wonderland of Plants* that originate from South Africa. For more information see page 8.

San Diego is at the 33° N latitude, whereas the Cape of Good Hope in South Africa is at the 34° S latitude and mirrors our location

in the Southern Hemisphere. The South African climate and terrain are similar to Southern California's, with a strong maritime influence at the coast with hills, mountains and plains, and deserts inland. The climate is Mediterranean, with wet winters and hot, dry summers. And like our own chaparral plant community, South Africa has evolved a similar shrubland community called *fynbos*. While the chaparral and *fynbos* plant communities have evolved to succeed in similar climates, the individual plants are entirely different. The *fynbos* biome, which makes up the majority of the area and plant life in the Cape floristic region, one of the six global floral kingdoms, is located in a region of the Western Cape, and contains more than 9,000 species, making it among the richest regions on earth in terms of plant diversity.

Among the many plants featured in the garden will be several in the genus *Proteaceae*. The genus *Proteaceae* was named in 1735 by Carl Linnaeus after the Greek god Proteus, who could change his form at will, because plants in the genus have such a wide variety of forms. This ties in nicely with a quote by Humpty Dumpty to Alice in *Through the Looking-Glass*, "With a name like yours, you might be any shape, almost."

You can learn more about *Proteaceae* and the importance of water at our Fair exhibit. The garden demonstrates many water conservation ideas that also work in our home gardens. From the plant choices to the hardscape, the garden will inspire Southern Californians and show how they can have wonderful outdoor garden spaces without a lawn. In keeping with the water conservation theme, we are again this year sponsored by the San Diego County Water Authority (see ad on the inside back cover for more information about SDCWA and their programs), and we thank them for their generosity. SDHS volunteers who staff our garden will be distributing SDCWA handouts about water conservation and their programs.

Californians have become so accustomed to growing many plants from this region that so easily adapt to Southern California, but many people are unaware of their plants' South African origins. Our garden will showcase the South African plants that homeowners can so easily grow here, put together in a colorful and inspiring garden setting. Some examples of the more commonly used garden plants from the region are (final plants list to be determined):

- **Flowering Garden Plants and ground covers:** Pelargoniums, Clivias, *Lampranthus* species (ice plants), Gazanias, Arctotis, Nemesias, Dymondia, Plectranthus, Agapanthus, Bulbine, Dietes (Fortnight Lilies), Euryops, Kniphofia
- **Shrubs:** *Salvia africana-lutea*, Proteas, Leucadendrons (cone flowers), Leucospermums (pincushion flowers), Restios (grass-like plants), Ericas, *Leonotis leonurus* (Lion's Tail), *Asparagus densiflorus* 'Myers' (Foxtail Fern), Coleonemas (Breath of Heaven), Cycads, Carissas (natal plum), Helichrysums, Hymenolepis (Coulter Bush), *Melianthus major* (honey bush), Myrsine (African boxwood), Polygalas (Butterfly sweet pea bush), Plumbagos, and *Strelitzia reginae* (bird of paradise)
- **Succulents:** Aloes, Crassulas, Euphorbias, Sedums, Senecios, Kalanchoes, Cotyledons, Portulacaria and countless more
- **Trees:** *Calodendrum capense* (Cape Chestnut), Cussonias (Cabbage Tree), Dombeyas (Snow Ball Tree), Erythrinas (Coral Tree), and Podocarpus

THE REAL DIRT ON...

Edmond Albius

By Carol Buckley

Edmond Albius's story begins with the Cortés expedition in Mexico in the 1520s and the "discovery" of the vanilla orchid (*Vanilla planifolia*). Native to Mexico, the fruit of this orchid was grown by the Totonac people of the Veracruz tropical highlands, who used the cured pods to pay tribute to Moctezuma. Bernal Diaz, chronicler of the Spanish expedition, mentioned the use of *tlilxochital* ("black pod") in the Aztec leader's chocolate drink. The Spaniards returned to Europe with gold, cacao, and vanilla.



First published in Album de l'Île de la Réunion (volume III - 1863)

Hoping to increase production of vanilla, the French imported the orchids to islands in the Indian Ocean, including Madagascar and Réunion. They faced one drawback: fertilization. Lasting only a day, if not fertilized within 8 to 12 hours the orchid bloom perishes without producing fruit. In Mexico, the orchids are pollinated by the small *Melipona* bee, the only insect able to travel up the deep flower. Although hermaphroditic, the vanilla orchid cannot self-fertilize because a thin membrane, or *rostellum*, makes it impossible for the anther to reach the stigma.

On Réunion island, in 1841, Edmond Albius, a 12-year-old slave, who never knew his father and whose mother died while giving birth to him, solved the problem. His master, French colonist Féréol Bellier Beaumont, was fond of the bright boy and took him on his rounds around his plantation, where he was growing many of the 10-foot-tall vanilla orchid vines. One day, Edmond adapted a technique for hand pollinating watermelon for the vanilla orchid. He used a blade of grass or thin stick to lift the *rostellum* out of the way and, with his thumb, transferred pollen from the anther to the stigma. He showed Beaumont the vanilla pod that had grown and his method—more expedient than that used by a renowned Belgian botany professor in the 1830s—set off the global vanilla industry.

By finding a way to fertilize the orchids, Albius helped the French build a lucrative business, but he did not reap any benefits. A French horticulturalist falsely claimed he had taught Albius the fertilization method, and though Albius' ownership of discovery was backed by Beaumont and other naturalists, Albius received no monetary profit.

He was freed from slavery in 1848 and worked as a kitchen servant. He fell in with a bad crowd in St. Denis and was arrested for stealing jewelry. Sentenced to ten years in prison, Albius was defended by Beaumont, who cited the prosperity he had brought to the island. His sentence was commuted to five years. Albius died penniless in 1880.

It took posterity to honor Edmond Albius: on Réunion island there is a statue of him on the spot where he first fertilized the vanilla orchid.



BOOK REVIEW

The Secret Life of Flowers

By Anne Ophelia Dowden

Good Bugs for Your Garden

By Allison Mia Starcher

Reviewed by Caroline McCullagh

Last month I wrote about finding three books on a sale table at Second Hand Prose in Coronado. This month I'll tell you about two of them. The reason these books appealed to me is that the charming illustrations reminded me of the types of sketch books that upper class Victorian ladies, including Queen Victoria herself, were taught to create as part of their formal education. A woman in one of my classes is writing a book on local shells. I thought these books might provide ideas that would be useful for her.

The Secret Life of Flowers is tiny – only four inches high by six-and-a-half inches wide and 48 pages long. You wouldn't believe it's possible to pack as much information in that space as Dowden does, and it's all about s-x! Well, yes, it's flower sex, but still... More

specifically, it's about pollination and pollinators, including bees, flies, wasps, butterflies, moths, birds, and the occasional mammals such as bats, opossums, and flying squirrels. (Bet you just learned something new.) Even if you think you know all about the birds and the bees, there's much to learn here.

This is one of ten books Dowden, who lived from 1907-2007, both authored and illustrated. She also illustrated books for other authors. Reviews say her books were designed for young people, but I think the prose is technical enough that it's more suited to adults. The illustrations, though, will appeal to all.

Good Bugs for Your Garden by Allison Mia Starcher is slightly larger, approximately five by seven inches and 54 pages. The format is different, too. Starcher covers six types of "helpful bugs," including damselflies, dragonflies, and praying mantids; true bugs and thrips; lacewinged insects and beetles; bees and wasps; flies; and spiders, mites and other helpful creatures. Each example get one full page which manages to include, besides the illustrations, a description, habits, favorite prey, and favorite plants in the habitat. Along with all that, Starcher manages to pack in a glossary, a list of references, and a list of retail sources.

Her main goal is to familiarize people with the idea that there is such a thing as "good bugs." For those of us who are dedicated gardeners, this isn't a new concept, but there are still many people who spend time and money buying chemicals that will wipe out all the insects in their gardens.

Starcher lives and gardens in Los Angeles, so this book is particularly relevant to us. I think it would be a good handbook to use when teaching a child about helpful insects. The drawings are detailed enough to allow identification of larva and adults, and the prose is accessible.



VOLUNTEER SPOTLIGHT

Horticulture Buddies Have Twice the Fun!

By Patty Berg, Volunteer Coordinator, and Tina Ivany

We couldn't pull off all the great events for SDHS without our wonderful, willing volunteers. You probably noticed them most recently during our Spring Garden Tour. Two of the smiling faces you saw belonged to **Kathy Ascher** and **Paula Hildebrandt**, friends who met in a hort class at Southwestern College a few years ago.

How exactly did they meet? Well, they both went for the safest seat in class, which is of course the one closest to the door. Kathy was there first, so Paula took the seat next to her, and says it was the best move she made that day. They have a lot in common, including their love of plants and the fact that horticulture is a second career for both of them.

Paula raised two daughters while living in Sacramento and working at Hewlett-Packard for 25 years, but has always been enchanted by plants. She is nearing the completion of a degree in Sustainable Landscape Practices and is well on her way to a Landscape Architecture degree. Current interests revolve around potatoes, which must run in her family, given that her grandfather emigrated from the Philippines to Hawaii in 1913 and grew sweet potatoes the size of watermelons on the Island. At harvest time they would have luaus and invite neighbors to the feast as they baked the sweet potatoes in with the Kalua-pig.

Kathy changed careers four years ago, earning an associate's degree in Nursery Technology and becoming a San Diego Master Gardener – all of which she accomplished in an amazingly short 1.5 years! Upon graduating from college, she was hired by the President – SDHS President Jim Bishop, that is! Kathy's favorite plants include fruit trees, vegetables and orchids.

Kathy joined SDHS because she loved the meetings, and invited Paula to come along. She started volunteering to help out in Balboa Park and keeps volunteering for whatever events she finds interesting or fun; she also takes photos at some of our meetings. She loves helping to educate people about gardening in San Diego.

In Paula's words: "It's the greatest fun to share the love of horticulture with a good friend. It's the best fun to volunteer at events together, make lasting memories of beautiful gardens, and be able to talk about them later over and over. Having a buddy in horticulture keeps you motivated and you never miss an exciting event because we've got each other covered". 🌿



Kathy Ascher volunteering at the Fair




Paula Hildebrandt cleaning the pond at Southwestern College

THE DIRT ON WATER BLOG

Garden Rocks are Drought Tolerant

By Jeanne Meadow

In past articles I explained my plan to reduce the size of my garden to save water and reduce the amount of maintenance. I received a few inquiries as to how did it go? Are you happy with it? How hard was it? What does it look like? So here it is.



Closeup of pebble pattern.



First area overview.

The first area was up against the house and the plants were mostly Protea and some lavender. I really wish I took before pictures. We dug them all up and attempted to replant some of the Protea in an area that gets runoff from our avocado grove, but sadly only one is alive. These two photos show what it looks like now.

The second area was on the south side of the house and was mostly succulents. This area was a lot of work with no value....who goes there? The rabbits and squirrels don't need their own garden. We pulled up all the plants and potted them in the kajillion plastic pots I had been saving for some strange reason. Do you do that or am I the only one? I had a big plant sale and then traded the rest for some landscape planting services for a few other problem areas. A win-win.

Continued on page 20

GOING WILD WITH NATIVES

A Word About Weeds

By Pat Pawlowski

"In all gardens, some flowers, some weeds." This is a quote by John Lyly (1579). As we look at my own garden in 2016, we see that some things never change. But this is not necessarily a bad thing; the common name of a plant may include the word "weed" in it, and still be good.

Can you monarch butterfly people think of the most obvious one? (See the answer at the end of this article.)

Besides the aforementioned unnamed "weed," here are some more to consider adding to your garden beds:

Deerweed (*Lotus scoparius*) – Host to the leprechaunishly green Bramble Hairstreak butterfly, many times spotted on St. Patrick's Day. Note: Despite its name, Deerweed will NOT attract flocks of deer, which can ruin your garden quicker than you can say "Bambi."

Butterweed (*Senecio flaccidus* var. *douglasii*) – This is among the most popular nectar-producing plants that attract butterflies and other beneficials.

Cheeseweed (*Malva parviflora*) – Oh no! Cheeseweed is not a native of California, and many gardeners rush to yank it out of their gardens. However, it is a host plant for a bouquet of beautiful butterflies: Gray Hairstreak, Painted Lady, West Coast Lady, and the White-checked Skipper. Also, have you ever on a cool overcast gray morning wished that your breakfast egg was a delightful pink, instead of the same old boring white? Let your chickens eat Cheeseweed, and their eggs will have pink whites (say what?). However, your newly colorful egg will not taste cheesy; Cheeseweed gets its name from its cute fruits, which resemble small round cheeses.

Cudweed Aster (*Lessingia filaginifolia* = *Corethrogyne filaginifolia*) – A perennial with violet-colored daisy flowers, Cudweed is a host for the Gabb's Checkerspot butterfly. You may not get to see Mr. Gabb, but will enjoy seeing his small sprightly checkered butterfly.

Parish's Locoweed (*Astragalus douglasii*) – You can avoid being placed in a straitjacket by planting this perennial. Of course, you may get the Blues, such as the Silvery Blue butterfly, the Melissa Blue, and the Western Tailed Blue. If blue is not your color, you may like the gorgeous yellow Harford's Sulfur butterfly. All of these butterflies will lay their eggs on your Locoweed.



Deerweed



Butterweed



Cheeseweed fruit



Cudweed Aster

To sum up, here are some reasons not to pull certain weeds: (1) They are energy-saving: yours. (2) They are amusing. Just sit back and watch the butterfly show. (3) They are easy care; you don't have to water and fertilize them, they'll come up anyway. (4) They are educational. How? By telling us that labels do not define us. We are more than our names, and beauty is in the eye of the beholder. To a monarch butterfly, a milkweed (*Asclepias* spp.) is probably the most beautiful plant on this earth.

Member Pat Pawlowski is a writer/lecturer/garden consultant who has learned to love her weeds (at least some of them).

TO LEARN MORE...

Kew Gardens

By Ava Torre-Bueno

Our beautiful zoo, whose horticultural staff is this year's Horticulturalist of the Year (see pages 3 and 7), is doing many great things to conserve plants. Since I wrote about our zoo two months ago, and since I'm going to London this summer, this little article will be about Kew Botanical Gardens.

A short history starts here: aviewoncities.com/london/kewgardens.htm

Kew is so remarkable that it's a UNESCO World heritage site: whc.unesco.org/en/list/1084

To see many, many pictures of Kew Gardens, go to [instagram.com/kewgardens/?hl=en](https://www.instagram.com/kewgardens/?hl=en)

On the Kew website there are numerous resources. Start at the Science & Conservation page (kew.org/science-conservation) and hover over "Kew Science" for a dropdown menu which includes fascinating videos like The Plant Family Tree video: kew.org/science-conservation/plants-fungi/plant-family-tree

Or view a BBC radio program with video, Plants: From Roots to Riches: kew.org/science-conservation/plants-roots-to-riches/episode-4

Episode 4 is a visit to the Fungarium, but you can watch them all. Cheerio!



Kew Gardens Waterlily House.

HORTICULTURIST OF THE YEAR 2016:

Since 1996, the San Diego Horticultural Society has been proud to recognize someone as our Horticulturist of the Year for her or his lifetime of achievement and service in horticulture in Southern California. Some previous honorees include Walter Andersen, Pat Welsh, founder Don Walker, Vince Lazaneo, Steve Brigham and, in 2015, Kathy Puplava, first Balboa Park Horticulturist (a complete list is on page 11). In 1997, we recognized the late Charles Coburn, who was the Director of Horticulture for the Zoo. This year, which is the Centennial of the San Diego Zoo, our award goes to the horticultural staff, past and present, of the Zoo and the Zoo's Safari Park. They will be recognized at our June 13 SDHS Night at the Fair; details on this exciting event are on page 1 and our website, sdhort.org. Congratulations to all the Zoo Horticultural Staff!



Mike Letzring, horticulture collections manager at the San Diego Zoo, inspects a rare *Encyclia citrina* (tulip orchid), at the Zoo's Orchid House. It is one of the 949 types of unique orchids you can see at the July 11 SDHS Night at the Zoo.

Below: Succulents at the Safari Park.



San Diego Zoo Global (2)

Horticultural Staff of the San Diego Zoo, Past and Present

By Wendy Perkins, Staff Writer,
San Diego Zoo Global

Over the first 100 years of San Diego Zoo Global's existence, an international botanical treasure sprouted and spread. In 1919, Zoo founder Dr. Harry Wegeforth rode his Arabian horse around the arid, barren, and hilly acreage set aside for the future Zoo, using his walking cane to plant tree seeds as he went. Acacia, pepper, and eucalyptus were some of the first trees planted. During the 1920s and 1930s, the

Zoo received many gifts of plants from wealthy families.

During the 1940s, the Zoo cultivated its own Victory Gardens to provide vegetables for its growing collection of animals. Beginning in the 1980s, plants at the Zoo became more than just beautiful and educational—they were increasingly used to provide species-appropriate food for the animals (including eucalyptus for koalas, acacia for giraffes, and *Eugenia* for primates) and structures for exhibits, whenever possible. In addition, the Browse Team cuts, prepares, and ships ficus and eucalyptus to zoos across the nation that are unable to grow their own.

In the late 1960s and early 1970s, the organization's botanical efforts spread to Escondido and the development of the Wild Animal Park (now the San Diego Zoo Safari Park). In addition to landscaping for comfort and enjoyment of both animal and human visitors, a knoll once covered with sumac and chaparral underwent a tree-lined transformation to become the Nicholas T. Mirov Conifer Arboretum. Named after the noted plant physiologist and biochemist, the five-acre arboretum's goals were the acquisition, propagation, and exhibition of conifer trees from around the world, including rare and endangered species.

An Old World Succulent Garden, Baja Garden, and Nativescapes Garden soon filled another hillside, thanks to the energy of volunteers from local horticultural clubs. Partnerships with these types of organizations allow the Park to share the beauty and wonder of bonsai creations and epiphyllums with millions of guests each year.

In 1993, the San Diego Zoo and Safari Park collections were accredited by the American Association of Museums. This was cause for jubilation, since they were only the sixth and seventh zoos to ever receive this recognition. A great deal of work went into preparing for the accreditation process for each of San Diego Zoo Global's designated collections. Every plant in the designated collections was identified, mapped, and accessioned. It was a gargantuan task. Each plant received a record including its accession number and botanical name, the date it was acquired and the source, and its location on grounds.

The Zoo's accredited collections are of acacia, aloe, bamboo, cycads, erythrina, ficus, orchids, and palms. In addition, the grounds are home to a number of geographical and developing collections that are not formally accredited, such as hibiscus, pachyforms, and flora of Hawaii, Australia, Africa, and Madagascar.

The Safari Park's accredited collections include the Baja Garden, Nativescapes Garden, and Conifer Arboretum. The Park also hosts the Bonsai Pavilion, with an outstanding collection of bonsai plants maintained by volunteers from San Diego Bonsai Club and San Pu Kai Bonsai Club.

Both the Zoo and Park have incredible teams of horticulturists who tend to the botanical collection as well as travel worldwide to collect plants for conservation, to prevent species extinction. A micropropagation lab at the Zoo aids in this effort, and the staff has traveled to teach people in remote areas how to propagate and conserve species.

San Diego Zoo Global's wildlife conservation efforts have long included plants, as well as animals. The botanical focus of the San Diego Zoo Institute for Conservation Research is on sustainability and restoration of native ecosystems, seed science, habitat monitoring and management, plant-animal interactions, and recovery programs for rare and endangered species. Projects link applied research, conservation outreach, education, and capacity-building activities to support conservation and

Continued on page 12

THROUGH THE LOOKING GLASS

The SDHS Garden for the 2016 Fair

By Linda Teague

Alice looked through the looking glass and arrived at a secret garden in South Africa. She spotted a mushroom-shaped gazebo made of twisted branches and vines. Inside was an old weathered tree stump table with hot tea in a tiny elephant-shaped pot. Fresh flowers were growing out of the stump. There was a path up to the gazebo of giant tree trunk slices.

Inside the gazebo, she found two stone seats to sit on. Hanging String-of-Pearls (*Senecio rowleyanus*), String of Hearts (*Ceropegia woodii*), and String of Bananas (*Senecio radicans*) hung down from vine baskets. Orange and yellow Black-eyed Susan vine (*Thunbergia alata*) climbed up the tree trunks of the gazebo.

Behind her were giant Cabbage Trees (*Cussonia spicata*), African Tulip Trees (*Spathodea campanulata*), big tree aloes and other aloes of all kinds. She saw the most mysterious flowers called Proteas. There were blue agapanthus in three sizes, and many geraniums (*Pelargonium* spp.). Small succulents of all kinds were close by, some even looked like rocks growing in rocks, and some looked like baby toes (*Fenestraria* spp.).

"Oh, my," she said at this charming sight. Little Pickles (*Othonna capensis*) covered the ground around the rocks. There was a weaver bird nest in the trees, and even hummingbird nests.

"Oh my, who created this Secret Garden?" It is really a Wonderland. And she sat and sipped her hot tea waiting for her new friend... We look forward to seeing you at our garden! 🌿

Continued on page 16



San Marcos Growers

Othonna capensis



JeffdeLonge

Thunbergia alata



San Marcos Growers

Ceropegia woodii



Spathodea campanulata flower closeup

TREES, PLEASE

The Not So Silent Witness

By Tim Clancy

You are no doubt familiar with the concept of annual tree rings. These rings are formed in many woody plants each year as the plant creates new wood as part of its growing process. Trees in temperate climates display the most dramatic rings due to the temperature changes associated with those climates. While in many cases these rings can indicate a year of growth, in other cases the rings are not so conclusive. Close examination of the rings will help determine if there are any incomplete, or even what is referred to as false rings.

Dendrochronologists have developed many research methods for using tree rings, and tree ring dating is seen as a reliable method to get a view to our past. It is contemporarily used in climate research and this is perhaps the most well-known use of the science. Building history, the accurate dating of paintings from the 14th to the 17th century, and the validity of radiocarbon dating are some ways in which tree ring dating has been used.

A fascinating and gruesome murder case was also solved using tree ring dating and an analysis of the wood produced by tree near where the murder took place. In 1981, a married woman went missing from her farm. Her husband admitted that they had been in an argument



The growth rings of an unknown tree species, at Bristol Zoo, Bristol, England. This trunk is three feet across. Notice that a ring is not of uniform width, i.e. it cannot be assumed that a wide ring represents a good growing season since the opposite conclusion could be made elsewhere on the same ring.

SDHS SPONSOR

EST. 1970
GREATSOIL LLC
WWW.GREATSOIL.COM

North County's Premium Supplier of
Bark • Topsoils • Mulch • Sod • Seed

641 Rock Springs Road
Escondido, CA 92025

www.greatsoil.com

SAVE WATER
APPLY
MULCH

Call Today! (760) 740-9191
HOME DELIVERY AVAILABLE

Free Delivery on 10yds Bark or 15 yds Soil in San Marcos and Escondido

PREMIUM BARK Mini Fir Nuggets • Shredded Fir Medium Fir Nuggets 3/8" Fir Bark Shredded Redwood/Gorilla Hair Shredded Mulch - Coarse and Fine	OTHER PRODUCTS Pumice • Perlite- #3 Decomposed Granite Black Lava Rock (small and large) Sand • Peat Moss Certified Playground Mulch Rubber Mulch
PREMIUM TOPSOILS Landscape Mix for Grass Planter Mix for Vegetable & other Gardens Container Mix for Greenhouse Plants Bio Retention Soil Palm Mix California Native Plant Mix Custom Mixes on Request	SOIL AMENDMENTS Nitrolized Shavings 1:1 Soil Rejuvenation and Grass Topper Soil Conditioner 1:3 Concentrated Extra Strength Gypsum

MARATHON SOD & MARATHON SEED

10% OFF
for the members
of SDHS

that day but claimed the last he saw of her she was driving off down the road. Her vehicle was later found abandoned across state lines. The woman was never found and due to a lack of evidence (no body, no blood or evidence of foul play in her vehicle) the investigation stalled.

Fast forward three years to 1984. A private detective hired by the family of the missing woman tracked down the former girlfriend of the deceased woman's husband. (They were having an affair while he was married to the dead woman.) The girlfriend was the classic woman scorned. (The murder motive was money and she didn't get to share in the fortune.) She told a horrific story of murder and cremation that was hard to believe. The husband had used diesel fuel to dispose of his dead wife's body. He committed the deed on the banks of a river under a maple tree. The annual flooding of the river had washed away any evidence that may have remained in the soil. Tree branches were cut and analyzed. The forensic arborist confirmed that three years prior the growth rings of the tree indicated an unusual event had occurred near the tree. The tree branches were then analyzed in a gas chromatograph, which proved the presence of hydrocarbons found in diesel fuel. This was enough to convince two juries that the former girlfriend was telling the truth and the husband was convicted of murder.

Yet another fascinating use of tree ring dating to arrive at the truth!

Member Tim Clancy is an International Society of Arboriculture Certified Arborist #WE-0806A. Tim welcomes comments and questions and can be reached at treemanagers@gmail.com.



MY LIFE WITH PLANTS

By Jim Bishop

This is a continuing series of articles that chronicle Jim Bishop's experiences with plants and the effect they have had on his life.

The Plants Start To Go In! Part 2

This is a continuation of columns from the September, October, and November 2015 newsletters about filling in our swimming pool and replacing it with a garden. The previous articles were about the construction and garden hardscape. Last month I started to write about the planting of the former pool area, which began in late winter of 2003 with the delivery of many succulent plants.

The *Aloe plicatilis* has grown to about 3 feet by 3 feet and sends up lots of inflorescences with candy corn-like flowers late each winter.

Originally there were two *Kalanchoe beharensis*, but one died a few years ago. The remaining one leans over a bit towards the fountain, with two large knobby seven-foot long trunks topped by very large triangular shaped fuzzy leaves. I've debating removing it...but so far it has survived being edited out.

Planted near the walkway, the *Agave bracteosa* was the highlight of the garden for a number of years. With its long recurved spider-like leaves it looked as though it was going to pull itself out of the garden and walk away. For many years it pupped like crazy and I started many new plants and gave countless others away. It started changing from green to purple and sent up a massive bloom several summers ago. It was fascinating to watch it grow and unwind each day. The final bloom stalk was about 8 feet tall and covered with yellow flowers. Today, a remaining pup grows out vertically between the blocks of the retaining wall, and I still have many more pups in pots and the garden.

There was another unknown hybrid garden aloe in the area that bloomed with yellow and red flowers in the spring, but as the garden filled in it became too shady for it, and it was relocated to the garden down the hill. I replaced it with a nice green cycad that looks like a palm. Each year it sends up a big set of new fronds and is now about 6 feet tall and wide. In a slightly sunnier spot, an *Aloe ferox* was planted, and has gotten quite large and blooms reliably in early winter.



Fountain area shortly after planting



Looking towards the casita, house on the right

I used the local rocks as mulch between the plants. Over the years many other succulents, annuals, bulbs and perennials have come and gone. Today there remain several South African bulbs and smaller aloes and other succulents as groundcovers. More recently, I've been planting lots of different species of brightly colored bromeliads.

On the wall at the back of this garden I originally planted a *Thunbergia* 'Blushing Susie'. I loved the multicolored flowers, but was surprised to find out that it produced viable seed that came up all over the garden. I removed the plant and have been trying to eliminate the seedlings for years. Today it is replaced with an Australian *Hibbertia scandens* vine, which blooms annually with nice big clear-yellow flowers.

Originally, just to the west of this area outside the pool wall was a Monterey pine tree. It looked like it had been a live Christmas tree that was planted in the ground. It grew quickly and was starting to shade the area. It rained pine needles continually, which took hours of time to pick up from between the plants. It eventually got both white mildew and the borer, so became an eyesore and was removed and replaced by two tall *Euphorbia ingens*. These quickly grew to 30 feet. However, half rotted and fell over in the wet winter of 2010. The remaining plant has a significant lean away from the constant sea breeze. I cut out about half of the plant trying to right it last year. However, the 70 mph windstorm this January snapped off about half of the remaining arms. I'm still trying to determine whether to leave it or replace it with something else that can better tolerate the windy location.

Jim Bishop is President of San Diego Horticultural Society and a Garden Designer. 🌿

WELCOME NEW MEMBERS

We encourage our 1200+ members to be active participants and share in the fun; to volunteer see page 2. A warm hello to these new members:

**We welcome Hydro-Scape as our newest Sponsor;
visit them at www.hydroscape.com.**

Ian Cole Elyn Hartman
Jessica Colton Clara Laursen
Debbie Handal Evan Mix & Kayla Page

HORT BUCKS ARE GREAT!

Kudos to these members whose friends joined in 2016; they earned Hort Bucks worth \$5 towards name badges, garden tours, dues and more! To get your Hort Bucks ask your friends to give your name when they join.

Karen Baccei (1)	Brett Eckler (1)	Toni Muncell (2)	Linda Teague (1)
Gail Bakker (1)	Dave Ericson (2)	Arline Paa (1)	Tere Trout (1)
Debra Lee Baldwin (2)	Sharon Hayakawa (1)	Mo Price (1)	Marcia Van Loy (1)
Ken Blackford (1)	Sue Lasbury (1)	Stella Ramos (1)	Christine Vargas (1)
Lorraine Bolton (1)	Cheryl Leedom (1)	Sue Ann Scheck (1)	Mary Vaughn (1)
Kathee Closson (1)	Maria Mata (1)	Sterling Tours, Ltd. (1)	Wishing Tree Company (1)
Alice Dukelow (1)	Dannie McLaughlin (1)	Susan Starr (2)	Linda Woloson (1)
Julian Duval (1)	Rachele Melious (1)	Shelly Sulit (1)	

SPONSOR MEMBERS (names in bold have ads)

Agri Service, Inc.

Anderson's La Costa Nursery

Aristocrat Landscape,
Installation & Maintenance

Assoc. of Professional Landscape Designers, San Diego District

Barrels & Branches

Benoit Exterior Design
Briggs Tree Company
Buena Creek Gardens
City Farmers Nursery

Coastal Sage Gardening

Columbine Landscape
Cuyamaca College
Chris Drayer, ASLA
www.EasyToGrowBulbs.com

Evergreen Nursery

Falling Waters Landscape

Garden Design Magazine

Glorious Gardens
Landscape

Grangetto's Farm & Garden Supply

Greatsoil LLC

Green Thumb Nursery

Hydro-Scape

JTM Nutrients

Kellogg Garden Products

KRC Rock

Leichtag Foundation

Living Designs by Linda

Marilyn's Garden Design

Moosa Creek Nursery

Multiflora Enterprises

Nature Designs Landscaping

Ornamental Gardens By Lisa

Pat Welsh

Redfin San Diego

Renee's Garden

San Diego County Water Authority

Serra Gardens Landscape Succulents

Solana Succulents

Southwest Boulder & Stone

Sterling Tours

Sunshine Care

Sunshine Gardens

Tejus Trivedi

The Wishing Tree Company

Walter Andersen Nursery

Waterwise Botanicals

Weidners' Gardens

Westward Expos



Enrich Your Life! Take a Class at San Diego Botanic Garden

As summer begins, our education classes at San Diego Botanic Garden really heat up! This month, we are offering our extremely popular Living Wall/Vertical Garden class taught by the Garden's own Mary Lou Morgan. Be sure to sign up early for this one, being held on Saturday, June 4. We also have classes on putting together a summer hydroponic garden, creating your own "soul collage," and another Garden favorite, Chef Elizabeth's Food & Wine pairing cooking class. Register today at SDBGarden.org/classes.htm or call 760/436-3036 x 201.



Rachel Cobb

LIVING WALL/VERTICAL GARDEN:

Learn the basics of planting a living wall/vertical garden and make your own 10" x 20" garden to take home with you. Saturday, June 4, 9 am – 12 pm.

BUILD YOUR OWN HYDROPONIC GARDEN:

Learn the principles of the hydroponic wick method by building your own sustainable garden to take home. Saturday, June 11, 9 am – 1 pm.

THE MIND'S EYE: USING SOUL COLLAGE TO DISCOVER YOUR HIDDEN CREATIVITY:

Discover how the poetry of images can uncover hidden resources and activate key brain areas to expose your hidden creativity. Saturday, June 11, 9:30 am – 4 pm.

FOOD & WINE PAIRING WITH THE OPERA SINGING CHEF:

Sweet Tomato Bruchetta, Slow-cooked Italian Beef, and sweet Panettone Bread is on the menu. Saturday, June 25, 2-4 pm. ☞

LIFE MEMBERS *Horticulturist of the Year (names in bold have ads)

*Chuck Ades (2008)

*Walter Andersen (2002)

Norm Applebaum &

Barbara Roper

*Bruce & Sharon

Asakawa (2010)

Gladys T. Baird

Debra Lee Baldwin

*Steve Brigham (2009)

Laurie Connable

Deeter Buckner Design Group

*Julian Duval (2014) & Leslie Duval

*Edgar Engert (2000)

Jim Farley

Sue & Charles Fouquette

Caroline James

Joyce James

Debbie & Richard Johnson

*Vince Lazaneo (2004)

*Brad Monroe (2013)

*Bill Nelson (2007)

Deborah & Jack Pate

*Kathy Puplava (2015)

Tina & Andy Rathbone

*Jon Rebman (2011)

Mary Rodriguez

Peggy Ruzich

*San Diego Zoo Horticultural

Staff (2016)

Gerald D. Stewart

St. Madeleine Sophie's Center

*Susi Torre-Bueno (2012)

& Jose Torre-Bueno

Dorothy Walker

Lucy Warren

*Evelyn Weidner (2001)

*Pat Welsh (2003)

Betty Wheeler

DISCOUNTS FOR MEMBERS

(see ads for more discounts)

Get a 15% discount at Briggs Tree Co. (www.briggstree.com; tell them to look up the "San Diego Hort Society Member" account).

Get a 10% discount at San Diego Botanic Garden on Family/Dual or Individual memberships. Just state you are a current member of SDHS on your membership form. It cannot be done online, so mail it in or bring it to the Garden. Info: Chelsea Rubino, crubino@SDBGarden.org


Join Grangetto's FREE Garden Club for coupons and tips delivered to your inbox.

www.grangettos.com/garden. ☞

Let's Talk Plants! June 2016, No. 261

San Diego Horticultural Society 11

▼ SDHS SPONSOR



Visit our newest location
in **SOUTH BAY** today!


621 L Street
Chula Vista, CA 91911

Create a
SERENE SETTING
with SWB
Landscape
Supplies!

SOUTH BAY - 619.591.2366
FALLBROOK - 760.451.3333

southwestboulder.com

▼ SDHS SPONSOR



SHOP FOR PLANTS. LEARN ABOUT SUCCULENTS.

cacti.com

SERRA GARDENS LANDSCAPE SUCCULENTS

■ Horticulturist of the Year Continued from page 7



These current zoo horticulturists spoke at our March 2016 meeting. L to R: Christy Powell, Danny Simpson, Michael Letzring and Stephanie Shigematsu.



Senior Horticulturist Paul Jarand takes guests on a tour of the Orchid House at the San Diego Zoo. Come see these gorgeous plants for yourself on July 11 - see page 1.

threatened habitats.

Our Native Plant Seed Bank aims to conserve the diversity of San Diego County's flora by drying and freezing seed for long-term storage. Each seed collection conserves the invaluable genetic material of thousands of individuals from a plant population. Over 550 such collections reside in the freezers at the Beckman Center and the Botanical Conservation Center, representing over 375 unique plant taxa.

Beginning this year, the Center for Plant Conservation will now be based in San Diego, with John Clark, Ph.D., serving a dual role as president of the Center for Plant Conservation and director of plant conservation for San Diego Zoo Global.

Plants and landscapes can unite communities and inspire a love of the natural world. Our zoological gardens were created by generations of passionate plant people, and with strong community support. Over the decades, these horticultural accomplishments have inspired people and influenced horticultural advancement. In the next century, horticulture will continue to advance, and will remain an important element of San Diego Zoo Global's efforts to end extinction. ♻️

▼ SDHS SPONSOR

NORTH COUNTY'S MOST UNIQUE ASSISTED LIVING COMMUNITY



Call for a Personal Tour of our Homes, Greenhouse and Organic Fields.

858-674-1255 x 202



A Community of Assisted Living Homes

Member of the SD Horticultural Society

www.sunshinecare.com

12695 Monte Vista Road
Poway, CA 92064

Lic#374601087

Specializing in Memory Care, Intergenerational Programs and Horticultural Therapy

- 7 care homes on 32 acres featuring 5 organic gardens, a greenhouse, fruit orchards, and California wildflowers.
- Organically grown fruits, vegetables and herbs used in our home cooked meals.
- Only 15 minutes from Del Mar and La Jolla on Route 56.
- FREE ongoing *Garden Lecture Series* with Farmer Roy Wilburn. For serious garden enthusiasts. Join us monthly, on the 3rd Saturday, at 10:30 a.m.
- Composting & Vermiculture Program
- Award-winning Intergenerational *Seed to Table* Program.



▼ SDHS SPONSOR

Over 500 types of stone and boulder for your Water-Wise Garden.



Flagstone
Pavers
Pathway DG
Boulders...
and so much more...

Our creative and knowledgeable staff will help you make the best selections for the garden of your dreams.



Natural Stone & Boulder Supply

San Marcos (760) 744-1036

Poway (858) 748-3953

Lakeside (619) 443-8153

1 800 KRC ROCK (1 800 572-7625) www.KCRCRock.com

▼ SDHS SPONSOR

Great Results Start with Great Soil!



KelloggGarden.com is proud to support the San Diego Horticultural Society for a greener world



▼ SDHS SPONSOR

Garden Design and Maintenance



619 223 5229 coastalsage.com

SDHS SPONSOR

Don't just dream it.
Grow it!





Now offering a fast and no-mess solution to compost and mulch application with our blower delivery service.

Compost • Mulch • Organic Recycling

www.agrerviceinc.com
orders@agrerviceinc.com

Julia Mattern
(760) 216-3385

SDHS SPONSOR

YOUR ORGANIC HEADQUARTERS
Quality Products • Expert Advice • Friendly Service

- Plant Food & Nutrients
- Amendments & Mulch
- Seed & Sod
- Veggie & Flower Packs
- Garden Tools
- Water Storage
- Irrigation
- Vineyard Supplies
- Echo Power Tools
- Bird Feeders & Seed
- Pest & Rodent Control
- Weed Control



Visit Our New WEBSITE
And Join The CLUB!!




www.granettosgardenclub.com
A growing database of articles, tips, how-to's, workshops and more!

ESCONDIDO 1105 W. Mission Ave 760-745-4671	ENCINITAS 189 S. Rancho Santa Fe 760-944-5777	VALLEY CENTER 29219 Juba Road 760-749-1828	FALLBROOK 530 E. Alvarado St. 760-728-6127
--	---	--	--

SHARING SECRETS

Edited by Dayle Cheever

This column is written by you, our members! Each month we'll ask a question, and print your responses the following month. You can find copies of previous Sharing Secrets on our website at <https://sdhort.wildapricot.org/SharingSecrets?eid=1093874>. Also, you can continue the discussion by adding new replies online to Sharing Secrets topics. Here's your chance to comment on how the plants you mentioned two years ago are doing today, or to suggest another way to do something in the garden.

The question for June was: What tips can you provide to our members about successfully growing roses in containers?

Bea Ericksen: I would prefer roses be planted in the ground, they just do not get enough water in a container. (I have 95 roses.)

Stephen A. Zolezzi: Roses do just fine in a container so long as they are watered 2 to 3 times a week, depending on the weather. Use a rich planting mix (A-1 soil, Queen of Show mix), re-pot every 2 to 3 years and trim roots, apply top dressing yearly, fertilize every 4 to 6 weeks during growing season, deadhead as needed, and check for bugs, much like any other potted plant. Right?

Catherine Tyka: Roses in big containers are a piece of cake. They love being in big, red clay planters with drip pans. Water to your heart's content, but stop when the drip pan is full. They can live with only a once a week watering, and I put them on the back porch, under the lattice and they are thriving! I am growing Mr. Lincoln, Betty Boop, and Cupcake. (zip code 92026)

Dwyn Daniels Robbie: One of the key elements to growing good roses in pots is the ability to change out the soil every three years, at least. Using the best quality soil is also important. I use Queen of Show mix from Hanson's and add more perlite, worm castings, powdered kelp and essential minerals. If you don't replace the soil, my observation



Rose 'Mister Lincoln'



Georges Seguin

Rose 'Betty Boop'

is that the rose bush refuses to put out basal breaks. It is also more difficult to gauge watering needs in a pot. At least two times a week, I water until I see leakage coming from the base of the pot. I also water the surface once a week, as the feeder roots of a rose are in the top 3-4 inches. I always have a 2-inch layer of mulch covering the top of the pot and gently push it aside when I fertilize. I try to collect rain water from my gutters and this pure water is poured into the pots at a rate of 3 gallons for a 30 gallon pot at least twice a year. Also important is utilizing a large enough container to allow the roots to expand and grow. Some of my large climbing roses are in 40-gallon pots and the hybrid teas/floribundas are in 20- to 25-gallon pots. Miniatures are mainly confined to 5-7 gallon pots. If I had the ability, none of my roses would be potted... the reality is they perform better when placed directly into the soil (I have sandy, loamy soil). Nature has left a 100-year old Torrey Pine in my garden and it does rob anything it can from the soil. Make sure to water thoroughly prior to fertilizing and then just a bit after the rose is placed. Pots do not allow for the roots to escape the horrors of being burned by too much fertilizer, so also lessen the recommended dosage of fertilizer. My former mentor, Phil Ash, taught me that the best type of pot is a plastic one. The pottery and ceramic containers continually leach salt into the soil. If you want you may do as I have and place a plastic pot inside a ceramic pot for visual pleasure without the harmful mineral exposure. (Master Rosarian, Certified ARS Horticultural Rose Judge)

Jim Bishop: Don't! Unless you are in love with roses, absolutely have to grow them, and only have a small, sunny patio or balcony to grow things, you should consider growing something else in containers. Here's why: Roses require regular water (even more in containers) and should never be allowed to fully dry out. They require regular maintenance and even so will be dormant or not in bloom several months of the year. They need to be cut back after each bloom cycle. They need regular feeding to continue growing and blooming. They also will likely need sprays or systemic pesticides to control disease or bugs. They will likely be short lived in pots or start performing poorly

after a few years and need replacing with new plants or new soil after a few years. Instead, consider growing something that is easier to maintain and needs less water. First on the list would be succulents or one or more of the many colorful members of the bromeliad family. If you want year-round bloom, many of the *Euphorbia milli* hybrids or related cultivars can last decades in a pot, aren't anymore thorny than many roses, and won't mind if you miss a watering or two. Another option for the same amount of water and care: you can grow all your own salad greens in a few pots.

Winnie Krushensky: I'm just learning myself!

Gay Sinclair: I have pretty good luck growing roses in big ceramic pots, about 22" in diameter by 23" in height. I put something in the bottom so there is good drainage. My patio is fairly sheltered and gets lots of sun. They are thirsty. Each January when I prune them and remove all the leaves and old mulch, I soak the plants and ground with a pre-emergent spray. Then I give them some new potting soil, ½ cup of Epsom salts, and new bark mulch. I have each container on a small trolley so they are moveable, and rotate them about once a month to distribute the sun evenly. I soak egg shells in water and as the jar fills up, pour the water on a few plants. This is sort of random, but an old lady friend when I was a kid did that and her roses were beautiful, so I do it. I also feed them every 4-6 weeks, starting in February, usually with Bayer's weed and feed. I think about being organic, but this gets such good results, I just use it most months. I choose plants for their fragrance and then color. I live near the beach in La Jolla, so if mildew is a problem with a particular bush, no matter how fragrant it is, it has to go. I try to pick off yellow leaves as they appear. After a few months they get unshapely, as I like to cut them and am not always concerned with the overall shape. But they bloom from mid- to late February thru December, so they must be happy. (zip code 92037) 🌹

▼ SDHS LIFETIME MEMBER



By purchasing garden items from Sophie's Organic Garden you are providing the opportunity for over 400 adults with developmental disabilities who attend St. Madeleine Sophie's Center to discover, experience and realize their full potential.

\$10 off with this coupon*

2119 E. Madison Ave. | El Cajon, CA 92019
www.stmsc.org | 619.442.5129

Open Mon – Fri 8 to 4 (year round) and Sat 9 to 3 (Mar 15th – Jul 15th)

*With purchase of \$50 or more

▼ SDHS SPONSOR

<p>12755 Danielson Court Poway, CA 92064 (858) 513-4900 FAX (858) 513-4790 Open 9-5, 7 days a week</p>		<p>3642 Enterprise Street San Diego, CA 92110 (619) 224-8271 FAX (619) 224-9067 Open 8-5, 7 days a week</p>
--	---	---

Free Garden Classes at both locations on Saturday mornings
www.walterandersen.com


▼ SDHS SPONSOR

FIND A DESIGNER NEAR YOU!

	<p>Association of Professional Landscape Designers San Diego District</p>	<p>Go to www.apldca.org and type in your zip code.</p>
---	---	---

APLD—Where Residential Landscape Design Begins

▼ SDHS SPONSOR

	<p>This 340-page, 1000+ color photo book is both a cultural overview and encyclopedia of aloes and agaves in cultivation. These African and Mexican plants are shown thriving in our Southern California suburban habitat, with growing advice and observations from a local succulent nursery owner. Also shown and discussed are the smaller related genera, such as yuccas, beaucarneas, haworthias, gasterias, etc..</p> <p>Available late April 2016. Quality softcover, retail (est.) \$39.00. Please contact the author at Solana Succulents if you'd like to pre-order.</p> <p>We are a retail nursery specializing in both common and rare succulents for container culture or landscape. Design help is available.</p> <p>Open Wednesday - Saturday 10-5 Sunday 12-4</p>
---	--

Solana Succulents
355 N. Hwy 101
Solana Beach, CA 92075
(858) 259-4568
www.solanasucculents.com

▼ SDHS SPONSOR

Drought Tolerant, Colorful Garden Designs
Linda Bresler, Award-winning Landscape Designer



livingdesignsbylinda.com
(858) 735-7000

■ 2016 Fair Continued from page 8



San Marcos Growers

Aloe africana



Jose Torre-Bueno

Cussonia

MAY 2016 PLANT DISPLAY

By Susi Torre-Bueno

Did you bring a plant to the May meeting that isn't listed here? If so, please send the name of the plant and any comments in an email to newsletter@sdhort.org.

There were more plants brought in to the meeting than the few listed here, but, unfortunately, before we could collect the plant information cards, someone took home (or discarded) all the cards. Please leave those cards on the plant display table so that we can list all the plants in the newsletter and on the website. Thanks!

What is the Plant Display?

Each month members bring in plants, cuttings or flowers and put them in blue bottles on our display tables. What a great way to see what plants grow well in our area. EVERYONE is invited to participate. All plants are welcome. Write descriptions similar to those below, and put them with your plant(s).

Join the fun and bring something to the next meeting. We thank those people who brought in plants to show to other members.

Now available FREE on our website – all 21 years worth of plant descriptions! Go to tinyurl.com/Plant-Descriptions.

Calothamnus villosus SILKY NET BUSH, WOOLLY NET BUSH (Myrtaceae) Australia

This unusual evergreen shrub from the south-western part of western Australia has foliage reminiscent of pine needles, and grows to about 4-6' tall and 6-8' wide. The new foliage has a red tinge, and mature leaves are green. It has unusual 1"-long red flowers (reminiscent of bottlebrush blooms) with very long stamens, which are borne from winter to early summer; they arise directly from the woody stems, and attract ants in my garden. Grow it in full sun to part shade; drought-tolerant once established. According to the website for Australian Native Plants (australianplants.com), this species is grown commercially for the cut foliage. (Susi Torre-Bueno, Vista, 5/16) – S.T.B.



Calothamnus villosus

▼SDHS SPONSOR

Specializing in Low Water Gardens!



MarilynsGardenDesign.com
760-224-9188

▼SDHS SPONSOR



**California's
Native Plants**

Available at your local
garden center

www.moosacreeknursery.com

760-749-3216

▼SDHS SPONSOR



Barrels & Branches

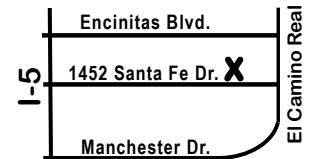
Open daily 8am to 5pm
1452 Santa Fe Drive, Encinitas
(760) 753-2852
www.barrelsandbranches.com



**Nursery, Maintenance
& Design**

Unusual plants, pottery and gifts

10% discount for SDHS members



▼SDHS SPONSOR



**Anderson's La Costa
Nursery & Design Center**

**10% Discount for
SDHS Members**

400 La Costa Avenue
Encinitas

Open to the Public

Daily 9am to 5pm

(760) 753-3153

andersonslacostanursery.com

Echeveria compressicaulis (Crassulaceae) Venezuela

According to San Marcos Growers (smgrowers.com), "The genus Echeveria was named to honor Mexican botanical artist Atanasio Echeverría y Godoy in 1828 by the French botanist Augustin Pyramus de Candolle (DeCandolle) who was very impressed with Echeverría's drawings. Echeverría had accompanied the the Sessé and Mociño expedition (led by Martin de Sessé y Lacasta and Mariano Mociño Suárez de Figueroa) while exploring Mexico and northern Central America and had produced thousands of botanical illustrations. The genus Echeveria is a member of the large Crassula family (Crassulaceae), which has about 1,400 species in 33 genera with worldwide distribution. Echeveria, with approximately 180 species, are native to mid to higher elevations in the Americas with the main distribution in Mexico and central America but with one species found from as far north as southern Texas and several species occurring as far south as Bolivia, Peru and possibly Argentina."

The *Echeveria compressicaulis* displayed forms attractive rosettes of brown-green leaves to about 6" tall and wide. In winter to spring it has pumpkin-orange bell-shaped flowers that are a nice contrast to the glossy foliage; the flowers are borne on stems that rise to about 10" above the basal rosette. In my garden the flowers have appeared from December through May. It does well in full sun to light shade and needs very little water to thrive. This is probably a recently-discovered species. According to the November 2002 issue of *Curtis's Botanical Magazine*, "Based on material collected in the Venezuelan state of Mérida, *Echeveria compressicaulis* (Crassulaceae) is described as a new species." (Susi Torre-Bueno, Vista, 5/16) – S.T-B.

Salvia 'jamensis 'Bob & Ernie' (Lamiaceae) Hybrid

Salvia 'jamensis 'Golden Girl' (Lamiaceae) Hybrid

Salvia 'jamensis 'Monika' (Lamiaceae) Hybrid

Salvia 'jamensis (dark purple) (Lamiaceae) Hybrid

Salvia 'jamensis (pink/red bicolor) (Lamiaceae) Hybrid

Salvia 'jamensis (salmon) (Lamiaceae) Hybrid

What a fascinating hybrid! *Salvia greggii* hails from 5000' to 9000' high in Southwest Texas into the Mexican Chihuahuan deserts, and *Salvia microphylla* is native to southeastern Arizona and many mountainous parts of Mexico. According to Betsy Clebsch, writing in her excellent reference *The New Book of Salvias*, "Both these species hybridize freely, and James Compton... has given the name *Salvia xjamensis* to a hybrid swarm of *S. microphylla* and *S. greggii* found in the wild." Clebsch further notes that this swarm was described by Compton in the early 1990s. Clebsch notes that *Salvia xjamensis* "is a shrub, usually under 3 ft in height and width. Some plants are more rounded in shape than others. Small, glossy green, ovate leaves, usually less than 1 in long, lightly cover the shrub... Flowers may be found in many shades of red, rose, rose-pink, orange, salmon, or pale yellow, and some are bicolored." Also, "In 1988, Yucca Do Nursery found plants of what is now known as *Salvia xjamensis* in the wild. Selections were made and introduced in their 1991 catalog..." Many colorful selections are available now, and thrive in full sun with very little water. In my garden I have found they do best with severe pruning in early winter. I purchased these four 1-gallon plants from the U. C. Riverside fall plant sale (a very highly recommended extravaganza!) in October 2015. The first blooms started in March in my garden, and they should bloom through fall. **Salvia xjamensis 'Bob & Ernie'** has magenta flowers; **Salvia xjamensis 'Monika'** has purple and red flowers; **Salvia xjamensis (pink/red bicolor)** has soft red and pink flowers; **Salvia xjamensis (salmon)** has salmon orange flowers. **Salvia 'jamensis 'Golden Girl'** (purchased in 2011



Salvia 'jamensis 'Golden Girl'

from U. C. Riverside) has soft yellow flowers (see smgrowers.com for a good description). **Salvia 'jamensis (dark purple)** (purchased in 2009 from U. C. Riverside) has magenta flowers (it might have been mis-labeled) and has slowly spread to about 1-2' tall x 5-6' wide. (Susi Torre-Bueno, Vista, 5/16) – S.T-B.

In addition to the plants described above, the plants listed below were displayed; all have been previously described.

What's that in front of the plant name? Plants marked **3** are fully described in the SDHS *Plant Forum Compilation*, available online for FREE at tinyurl.com/Plant-Descriptions.

Can you spot the phony plant this month? The phony plant in the May newsletter was *Rosa 'Boogaloo'*.

3 *Puya alpestris* SAPPHIRE TOWER (Sue Fouquette, El Cajon, 5/16)

3 *Puya preposterous* TOURMALINE TOWER
(Plant Lover, El Cajon, 5/16) ☞



Puya alpestris

Susanna Pagan

MAY MEETING REPORT

Bromeliads in the Wild

By Ellie Knight

Our speaker, Dennis Cathart of Tropiflora Nursery, started Tropiflora (tropiflora.com) in the early '70s as an outgrowth of a bromeliad collecting hobby. A "hobby gone bad," he says. Following years of collecting reptiles and traveling the Caribbean and Latin America, he discovered bromeliads, and the direction of his life was changed forever. Collecting and exploring in the plant world were always his first interests and over the years he has visited 27 countries on more than 100 trips and expeditions. Tropiflora now has about 1.5 million plants, of 7000 varieties.

Bromeliads are found only in the New World and occur in the U.S. from Virginia along the coast to Texas and in all other countries from Mexico, Central America, South America, the Caribbean and even the Galapagos Islands. Extremely adaptable, bromeliads fill nearly every niche over their range and grow from sea level to above 12,000 feet. The greatest majority of bromeliad species occur in the tropics. However, they also occur in sub-tropical areas such as Florida where there are 23 different species (Texas has 4.) Bromeliads sizes vary from under an inch to over a ton and 25 feet tall. They live in sun, shade, rainless deserts, cloud forests and some are even rheophytes: plants that live part of their lives in or under water! An amazing diversity of plant forms (think pineapple and Spanish moss) and seemingly limitless adaptations to special habitats make bromeliads fascinating to study.

Bromeliads are key elements in their natural environments and serve many functions in the natural ecology of a region. Many provide water storage where animals can live or breed or find water to drink in areas well above ground level. Some provide shelter for many creatures and some provide food sources. A number of animal species are endemic to the water-retaining "tanks" of bromeliads, and a few other plant species are only found growing in bromeliads. There are several species of plants that require the tanks of bromeliads in which to germinate their seeds, and their survival is dependent upon them.

Dennis gave members an overview of bromeliads in the wilderness by habitat. Seaside and coastal plain habitats, particularly in Brazil, host a variety in many different colors and species, such as *Vriesea neoglutinosa* and *Aechmea floribunda*, as well as tiny *Bromelia humilis*. The famous Sugar Loaf mountains are full of tillandsias and other bromeliads. In addition, this habitat is found in Mexico and Belize, where 50 species are found. Costa Rica and Panama also have varieties like *Guzmania plicatifolia*, *Aechmea pubescens*, *Aechmea magdalenae* and *Tillandsia flexuosa*.

Deserts and arid locations, found in Mexico, Honduras, Venezuela, Peru and Ecuador, have areas where there is little to no rain. In the Pachacamac area of Peru, *Tillandsia latifolia* survives on nightly dew blown in from the nearby Pacific Ocean. Some species develop a waxy powder to protect them from the sun. In Ecuador, bromeliads live on dry mountaintops, which offer a cloud cover for moisture. Unusual species like *Encholirium subsecundum*, *Neoregelia babiana*, *Billbergia vittata* and *Cryptanthus leopoldo horstii* are found here.

Cloud forests and moist montane forests from Mexico to northern South America provide evaporative cooling at medium altitudes. These areas are very wet, and many species cannot be cultivated elsewhere because it is too difficult to duplicate these conditions. Bromeliads are in company with ferns and orchids, up to 12,000 feet of altitude.

Bromeliads found growing amongst the Tepuis, or table mountains, in the Canima of Venezuela are in a unique habitat. Additional habitats in Brazil are the Atlantic forest, the Amazon/Orinoco river basin and



Janet Ward

Some of the tillandsias for sale at the May meeting.

the southern temperate forest in the Araucaria belt, which actually provides a cold temperature habitat.

Many thanks to Dennis for an outstanding talk about this fascinating group of plants. Some of the hazards he's faced (along with his wife, Linda) in collecting in the wild include biting ants, scorpions, venomous snakes, tarantulas and even a deadly caterpillar, and we applaud his brave perseverance. 🌿

THANK YOU DOOR PRIZE DONORS

We thank the following for their generous door prize donations:

Speaker Dennis Cathart – tillandsia plant

Green Thumb Nursery (see inside front cover) – books & bromeliad plant

Waterwise Botanicals – 2 pairs of tickets to their Succulent Celebration

Over 100 Years of Gardening Experience...

Please Join Us

Membership is open to all interested individuals.

Membership in San Diego Floral is a great way to meet other gardening and horticultural enthusiasts.

Membership Includes

- Subscription to California Garden, our bimonthly magazine
- Borrowing privileges from our extensive Horticultural Library of 3500+ books
- Reduced fees for selected events
- Quarterly meetings with informative programs
- Regular newsletters



Don't Miss Out
sdfloral.org/membership.htm



1650 El Prado #105,
San Diego, CA
92101-1684

sdfloral.org



PACIFIC HORTICULTURE Tours 2016-2017

Join us this October in San Miguel de Allende to celebrate Dia de Muertos with the locals. We will walk the narrow cobblestone streets past leafy courtyards to visit private gardens, sample the regional foods, and attend the Festival de la Calaca.




Mexican art

We recently opened another tour of Japan in 2017 expanding on the sold out tour we are offering in 2016. Beginning in Tokyo, we will venture north and west to areas off the normal Western tourist route where we can enjoy the beautiful countryside, see lovely gardens and experience exotic cuisine. We offer an optional extension to Kyoto, a UNESCO World Heritage city.

More exciting tours are coming in 2017 including France, Artists and their Gardens and Portland in early June; New York and the Hudson River Valley in September; and Santa Fe in October. Details on these tours will be released within the next few months, so keep an eye on our website for updated information. Be sure to sign up on our "Interest Lists" to receive the information before it goes out to the general public.

PacHort believes in supporting the power of gardens and SDHS is a Pacific Horticulture Partner. Visit pachort.org for more tour info or to subscribe to *Pacific Horticulture* magazine. A special rate of \$24 is available for new and renewing members using discount code SDHS2016.

Water Blog Continued from page 5



The rock pathway.



Detail of different kinds of rocks used.

These photos show the finished project.

I chose the rocks from Southwest Boulder & Stone (see page 12) in Rainbow. Their selection is amazing! This was the hardest part. Deciding color, shape, size and most difficult... how many? The staff was extremely helpful. I gave them the measurements of the two areas and they helped with the math part. They loaded up the car with the green and black rock, and scheduled delivery for the rust, purple, and tumbled gravel.


I knew I wanted it to be a permeable surface. I also wanted it to be easy and fast so we opted not to cement any in place. This saved lots of time and lots of money. Plus I might change my mind. And I was able to re-use the pallets by painting them and blocking the view of the junk storage area on the side of the house.

Saving water one rock at a time!

Visit my blog at TheDirtonwater.com to read my latest rants or contact me at Jeanne@jeannemeadow.com.

SDHS Nametags

Sturdy magnet-back nametags are just \$10



To order go to <https://sdhort.wildapricot.org/Shop> or buy one at any monthly meeting.

SDHS SPONSOR



Sunshine Gardens

It's time to plant ... Come on Down!

We have just about everything the gardener in you is looking for:

- ☛ Bedding Plants ☛ Shrubs
- ☛ Citrus ☛ Houseplants
- ☛ Vegetables ☛ Fertilizers
- ☛ Soils ☛ Seed
- ☛ Trees ☛ Pottery

When you're here also visit
Elizabethan Desserts & Twigs by Teri

www.sunshinegardensinc.com




Open 7 Days Monday-Saturday 7:00-5:00; Sunday 9:00-4:00

What's Happening? for JUNE 2016

The SDHS is happy to publicize items of horticultural interest. See other side for resources & ongoing events.
Send calendar listings by the 10th of the month before the event to Neal King at calendar@sdhort.org.

▼ SDHS Sponsor

DISCOVER EVERGREEN NURSERY



Landscaping? Relandscaping?
Just Sprucing Up Your Yard?

WHY PAY MORE?

BUY DIRECT FROM THE GROWER AND SAVE!

ONE STOP SHOPPING

Incredible selection. Over 500 varieties on 400 acres.
From small color packs to huge specimen trees.

DRIVE THRU SHOPPING

Use your car as a shopping cart!!!



UNBEATABLE VALUE

The discount houses and depots can't compete
with our grower direct prices.

Come on out and see for yourself!

- 1 gallon plants starting at \$3.50
- 5 gallon plants starting at \$10.00
- 15 gallon plants starting at \$39.00

PROMPT DELIVERY AVAILABLE

Hours - call to confirm

ALL LOCATIONS:

Monday – Saturday, 7:30 a.m. to 5:00 p.m.

Sunday 9:00 a.m. to 5:00 p.m.

Free Monthly Seminar

Starting at 10am at two locations: Carmel Valley and Oceanside

June 4, Summer Color & Fragrances for your Garden

You will be amazed at the many different choices of color and fragrances for your garden. Learn how to choose the right color for your yard and your micro-climate.

Each FREE seminar is approximately 1 hour long. Come to the location nearest you! Refreshments will be provided. Seminar attendees receive a coupon for an instant discount for any purchases made the day of the seminar!

To view our entire seminar schedule and check our hours of operation, visit us at

www.evergreennursery.com

Send questions and comments to:
info@evergreennursery.com

Three Convenient Locations:

CARMEL VALLEY

13650 Valley Rd.
(858) 481-0622

OCEANSIDE

3231 Oceanside Blvd.
(760) 754-0340

EL CAJON

9708 Flinn Springs Rd., (619) 443-0873

Events at Public Gardens

❖ Alta Vista Gardens Contact info on other side

June 12, 2-3 pm: Meet the Artist reception for Ricardo Breceda, creator of life-size sculptures of prehistoric animals & other fabulous creatures (as seen in Borrego Springs & also at Alta Vista Gardens). Info: www.altavistagardens.org

❖ San Diego Botanic Garden Contact info on other side

June 2 – Aug. 25: Thursday Family Fun Nights. Pack up the kids and enjoy some outdoor fun at Thursday Family Fun Night, every Thursday from 4:30 – 8 pm. From 6-7 pm don't miss family-friendly entertainment designed to amuse both children and adults. Free with paid admission or membership.

June 4, 9 am -12 pm, Living Wall / Vertical Garden: earn the basics of planting a living wall. We will be planting a 10"x20" wall with a variety of succulents. Living walls can be used exterior or interior with multitudes of colors, textures and sizes. The possibilities of striking patterns and unique designs are endless. Cost: Members \$30, non-members \$36 plus \$70 per student materials paid directly to the instructor at the class. Please register by: May 27.

June 11, 9 am – 1 pm, Build Your Own Hydroponic Summer Garden: Learn the principles of the hydroponic wick method by building your own sustainable garden to take home. Instructor: Alex Kallas of AgPALS. Fee includes materials. Cost: Members \$80, non-members \$96. Please register by May 27.

❖ The Water Conservation Garden

Contact info on other side. For ALL events below, register online or at (619) 660-0614.

Saturdays, 10:30am, Garden Tour: Docent led tour of the Water Conservation Garden. Meet at the main gate at the Garden entrance. No reservations required.

Events Hosted by SDHS Sponsors

Please thank them for supporting SDHS!

◆ Barrels & Branches Classes & Workshops

Info: www.barrelsandbranches.com. See ad on page 17.

◆ City Farmers Nursery – see www.cityfarmersnursery.com

◆ Evergreen Nursery: **FREE Seminar** Details in left column

◆ Sunshine Care **FREE Seminar Each Month**

June 18, 10:30am-noon: Growing Alstroemeria and Other Unique and Rare Perennials. Speaker: Liz Youngflesh, Master Gardener and owner of Garden Glories Nursery. RSVP: (858) 472-6059 or roy@sunshinecare.com. www.sunshinecare.com. See ad page 13.

◆ Walter Andersen Nursery **FREE Saturday Classes**

Details at www.walterandersen.com; address in ad on page 16.

Point Loma, 9am

Poway, 9:30am

June classes TBA at both locations.

◆ Weidners' **FREE Events**

June 18 & 19, Begonia Festival, Weidner's annual begonia festival is a weekend of fun and savings! Come see all of our beautiful begonia varieties, in addition to the rest of our great spring and summer color. 695 Normandy Rd., Encinitas. Info: www.weidners.com, (760) 436-2194.

Next SDHS Meeting

June 13:

SDHS Night at the Fair

See page 1 & website for details

More garden-related events
on other side.

Other Garden-Related Events:

Check with hosts to confirm dates & details

Visit the SDHS Display Garden at the San Diego County Fair from June 3 to July 4

June 4 (10am-5pm) 7 June 5 (10am-4pm), San Diego Cactus & Succulent Society Summer Show Sale: Exotic & collectible plants from around the world. Room 101, Casa del Prado, Balboa Park. Info: www.sdcss.net. (see insert in May newsletter)

June 4, 8am-3:30pm, Master Gardener's Seminar: Gardening in a Changing Environment. Wide range of classes & workshops, excellent marketplace. An exceptional annual event. County Operations Center, 5520 Overland Ave., San Diego 92123. Info/register: www.mastergardenersd.org.

June 8, 7:30pm, Epiphyllum Society: General meeting. Room 101, Casa del Prado, Balboa Park. Info: www.sandiegoepi.org or (310) 833-6823.

June 15, 6pm, San Diego Floral Association: Laura Eubanks presenting "Creating Succulent Tapestry in the Garden." 6:00 pm: Dinner & Social Hour; 7:00 pm: Program. Room 101, Casa del Prado, Balboa Park. Info: www.sdfloal.org

June 20, 6:30pm, San Diego Rose Society: David Bassani on "Companion Plants for your Roses." Room 101, Casa Del Prado, Balboa Park. Info: www.sdrosesociety.org.

June 21, 7:30-9pm, How Argentine Ants Devastate Native Landscapes, California Native Plant Society: Greg Rubin speaks about this pest. "Argentine ants and their symbiotic sucking insect partners may have been a key factor in high native mortality nearly as long as natives have been a popular gardening subject in California. Ornamental horticultural methods may have inadvertently promoted their spread over the years. Localized moisture saturation, rich organic soils, poor quality mulches, and high levels of disturbance are all factors that promote their spread. This talk will cover how to recognize the problem, the damage ants do, the weeds they plant, and strategies to deal with these insidious pests. " New feature: Bring your native plant(s) to be identified. Room 101, Casa Del Prado, Balboa Park. Info: www.cnpssd.org.

June 27, 2pm Lake Hodges Native Plant Club: TBA. Community Room on the second floor of the Rancho Bernardo Library. Info: www.lhnpc.org.

Do you belong to a club or organization whose events aren't listed above?

For a FREE listing (space permitting) send details by the 10th of the month BEFORE the event to Neal King at calendar@sdhort.org.

For an extensive list of garden club meetings and events, visit www.sdfloal.org/calendar.htm

Resources & Ongoing Events:

ALTA VISTA BOTANIC GARDENS: Open Monday-Friday 7:00-5:00; 10:00-5:00 on weekends. Fee: members/free; non-members/\$5. 1270 Vale Terrace Drive, Vista. Info: www.avgardens.org or (760) 945-3954.

SAN DIEGO BOTANIC GARDEN: (formerly QUAIL BOTANICAL GARDENS): Open daily 9-5 (closed Thanksgiving, Christmas, New Year's Day); 230 Quail Gardens Dr., Encinitas. Fee: \$14/adults, \$10/seniors, \$8/kids 3-12; parking \$2. Free to members and on the first Tuesday of every month. (760) 436-3036; www.SDBGarden.org.

THE WATER CONSERVATION GARDEN: Open 9-4 daily, FREE. Docent-led tours every Saturday at 10:00am. 12122 Cuyamaca College Drive West, El Cajon, (619) 660-0614 or www.thegarden.org.

MISSION TRAILS REGIONAL PARK: Guided hikes Wed., Sat. & Sun. Visitor Center open 9-5, off Mission Gorge Rd., San Carlos, (858) 668-3275.

MASTER GARDENER HOTLINE: Gardening questions answered by trained volunteers Mon.-Fri., 9-3, (858) 822-6910, www.mastergardenerssandiego.org.

SAN ELIJO LAGOON CONSERVANCY: Free 90-minute public nature walk 2nd Saturday of each month start at 9:00 am. Call (760) 436-3944 for details.

DESERT WILDFLOWER HOTLINE: Anza-Borrego Desert State Park: (760) 767-4684. Info., events, road conditions, etc.: (760) 767-5311 or www.desertusa.com/wildflo/wildupdates.html.

WILDFLOWER HOTLINE: March to May call the Theodore Payne Foundation hotline: (818) 768-3533 for info. on blooms in Southern California and elsewhere; visit www.theodorepayne.org.

BALBOA PARK:

Offshoot Tours: FREE 1-hr walking tour in Balboa Park every Sat., 10am. Meet at Visitors Center; canceled if rain or less than 4 people. (619) 235-1122.

Botanical Building is one of the world's largest lath structures, with 1200+ plants and lavish seasonal displays. FREE. Open Friday-Wednesday, 10am to 4pm.

Botanical Library: Room 105, Casa del Prado, Mon.-Fri. and first Sat., 10am-3pm, FREE. Info: (619) 232-5762.

Japanese Friendship Garden: Tues. to Sun., 10-4. Fees: free 3rd Tuesday; \$5/family; \$2/adult, \$1/seniors/students; (619) 232-2721, www.niwa.org.

Canyoneer Walks: FREE guided nature walks Saturday & Sunday. (619) 232-3821 X203 or www.sdnhm.org

Balboa Park Ranger Tours: FREE guided tours of architecture/horticulture, Tuesdays & Sundays, 1pm, from Visitors Center. Info: (619) 235-1122.

San Diego Natural History Museum: Exhibits, classes, lectures, etc. (619) 232-3821; www.sdnhm.org.

S.D. Zoo: Garden day 3rd Friday of every month from 10am. Pick up schedule at entry. Info: (619) 231-1515, ext 4306; www.sandiegozoo.org.

Garden Radio Shows:

Garden Compass Radio Show (local). Saturday 9-10am. XEPE 1700AM radio, hosts Bruce and Sharon Asakawa, John Bagnasco. Call-in questions: (619) 570-1360 or (800) 660-4769.

GardenLife Radio Show (national). Saturday 8-9am and Sunday 8-10am. KCEO 1000AM radio, hosts Bruce and Sharon Asakawa, John Bagnasco. Call-in questions: 866-606-TALK. Hear it streaming live on lifestyletalkradio.com. GardenLife shows are also archived at www.lifestyletalkradio.com.

San Diego County Farmers Markets

www.sdfarmbureau.org/BuyLocal/Farmers-Markets.php