

Let's Talk Plants!

Newsletter of the San Diego Horticultural Society

September 2016, Number 264

Aloes and Agaves

PAGE 1

**Fall Home/Garden Show
FREE Entry – page 3**

Garden Native Workshop – page 8

Green Side Up! – page 9

Your favorite special plant – page 14

On the Cover: Aloe blooms in front of a blue agave

THE Enchanted Garden GALA

AT THE WATER CONSERVATION GARDEN
MOONLIGHT SERENADE



Featuring
The Lillian Palmer
& Michael Ruhl
Swing Band

JOIN US

Saturday October 15, 2016
6:00 pm to 10:00 pm

Join us for an enchanting evening amidst moonlit gardens as you delight in dynamic live entertainment and delicious garden-inspired fare.

EXPERIENCE

- Exciting live band & jazz classics
- Auctions with unique treasures & adventures
- Gourmet hors d'oeuvres & signature beverages

 Sponsorship Opportunities Available

TICKETS

- \$200 Red Carpet Reception
- \$95 Gala Admission

Proceeds will support The Garden's programs and services educating residents of all ages about conserving our precious natural resources.

theGarden.org/gala



The Water Conservation Garden
12122 Cuyamaca College Drive West
El Cajon, CA 92019
619-660-0614 | www.TheGarden.org

▼ SDHS SPONSOR

GREEN THUMB SUPER GARDEN CENTERS

1019 W. San Marcos Blvd. • 760-744-3822
(Off the 78 Frwy. near Via Vera Cruz)

- CALIFORNIA NURSERY PROFESSIONALS ON STAFF
- HOME OF THE NURSERY EXPERTS • GROWER DIRECT



www.supergarden.com


Now on Facebook



GreenAll

SOIL BOOSTER

Buy 4 and
get one more
FREE!



▼ SDHS SPONSOR

“Real Estate That’s Down to Earth”
Your San Diego County Residential Expert



Patty Berg
Knowledge - Experience - Integrity
Castle Capital Corp. BRE 00762745
760.815.0625 PattyJBerg@gmail.com



GARDEN DESIGN

Serene Spaces
DESIGN & INSPIRATION FOR YOUR GARDEN

PLUS
THE 50 BEST PLANTING IDEAS FOR YOUR GARDEN

See the **BISHOP GARDEN** in our Summer Issue.

Get Your **FIRST ISSUE FREE**
GARDENDESIGN.COM/SDHORT

▼ SDHS SPONSOR

Free Videos On Demand

Learn Online How to Create a WaterSmart Landscape!

- 17 short lessons for homeowners on landscaping essentials:
 - Build healthy soil
 - Shape outdoor spaces
 - Create curb appeal
 - Irrigate like a pro
- Available 24/7 – whenever and wherever you are!
- Downloadable materials & other resources

Step 1 IDENTIFY YOUR LANDSCAPE TARGET	Step 2 CREATE A PLOT PLAN	Step 3 EVALUATE YOUR SITE
Step 4 DESIGN YOUR WATER-SMART LANDSCAPE	Step 5 IMPLEMENT YOUR PLAN	Step 6 CARE FOR YOUR WATER-SMART LANDSCAPE




Visit WaterSmartSD.org



SDHS SEPTEMBER 12 MEETING

Aloes & Agaves
Details on page 1



**NEW
MEETING
PLACE**

IN THIS ISSUE...

- 2 Volunteers Needed
- 2 How to Raise Monarch Butterflies
- 3 From the Board
- 3 2016 Fall Home/Garden Show
- 4 The Real Dirt On . . . Carol Bornstein
- 4 Book Review
- 5 Volunteer Spotlight
- 5 The Dirt on Water Blog
- 6 Going Wild With Natives
- 7 Local Water Agencies Reward
Water-Wise Landscaping
- 7 To Learn More...
- 8 Landscaping with Native Plants Workshop
- 8 Meet Our New Board Members
- 9 Trees, Please
- 10 My Life with Plants
- 11 Welcome New Members!
- 11 Discounts for Members
- 11 What's Up At San Diego Botanic Garden?
- 14 Sharing Secrets
- 17 August 2016 Plant Display
- 19 August Meeting Report
- 20 Pacific Horticulture Tours

INSERTS:

Calendar/Resources/Ongoing Events

SAN DIEGO HORTICULTURAL SOCIETY

OUR MISSION is to inspire and educate the people of San Diego County to grow and enjoy plants, and to create beautiful, environmentally responsible gardens and landscapes.



MEMBERSHIP INFORMATION

Renewal information is at www.sdhort.org.

For questions contact membership@sdhort.org or call Cindy Benoit at 760-473-4244.

MEETING SCHEDULE

5:30 – 6:45 Vendor sales, plant display

6:45 – 8:30 Announcements, door prizes, speaker

MEETINGS & EVENTS

September 23-25 Fall Home/Garden Show,
Del Mar Fairgrounds (see page 3)

October 10 Brian Kemble and Johanna Silver on the Ruth Bancroft
Garden

November 14 Greg Rubin & Lucy Warren on their new book,
The Drought-Defying California Garden

December 3 SDHS Special Tour of the San Diego Safari Park



www.sdhort.org

COVER IMAGE: This is just one of many gorgeous photos of aloes and agaves in Jeff Moore's new book. Learn more at our September meeting at our NEW meeting place. Details below and at www.sdhort.org.

NEXT MEETING: SEPTEMBER 12, 2016, 5:30 – 8:30 PM

Speaker: Jeff Moore on his new book, *Aloes and Agaves*

Meeting is open and everyone is welcome. Admission: Members/free, Non-Members/\$15.


NEW MEETING PLACE: Congregation Beth Israel, 9001 Towne Centre Drive, San Diego 92122

(across the street from the Westfield UTC mall). Parking is free – validate your parking ticket at check-in desk.

On Monday, September 12, we welcome Jeff Moore, author, designer and owner of Solana Succulents in Solana Beach. Jeff is a longtime member of SDHS and one of our sponsors. He has been an aloe collector for over 25 years, and has witnessed the increasing popularity and availability of succulents, including many species and hybrids available now that were almost unheard of here 20 years ago. His presentation will be based on his most recent book, *Aloes and Agaves in Cultivation*, which covers common to rare aloes and agaves in cultivation in California.

Jeff opened Solana Succulents 24 years ago, "starting back when you had to describe what a succulent was to people." He gained notoriety for his undersea themed succulent gardens, one of which you can see at the San Diego Botanic Garden, and has created many unique Southern California succulent landscapes. He has created many award-winning gardens at the annual San Diego County Fair, where he has won the SDHS award for "Most Creative Use of Unusual Plant Material" many times. He has also been a multi-award winner for many years at the Spring Home/Garden Show.

He will be selling and signing his books at the meeting. To learn more, visit solanasucculents.com and see page 7. 🌿



SAN DIEGO HORTICULTURAL SOCIETY

Established September 1994

BOARD MEMBERS

Cindy Benoit – Membership Chair
Patty Berg – Volunteer Coordinator
Jeff Biletnikoff – Meeting Room Coordinator
Jim Bishop – President
B.J. Boland – Corresponding Secretary
Marilyn Guidroz – Secretary
Mary James – Program Committee Chair
Anne Murphy – Member at Large
Lisa Robinson – Member at Large
Sam Seat – Treasurer
Ari Tenenbaum – Member at Large
Susi Torre-Bueno – Newsletter Editor,
Past President
Roy Wilburn – Outreach Coordinator

Let's Talk Plants!, the SDHS newsletter, is published the fourth Monday of every month.

Editor: Susi Torre-Bueno;
(760) 295-2173; newsletter@sdhort.org

Advertising: Ellie Knight;
advertising@sdhort.org.

Calendar: Send details by the 10th of the month before event to calendar@sdhort.org.

Copyright ©2016 San Diego Horticultural Society, Encinitas, CA. All rights reserved. Not to be reproduced by any means for any purpose without prior written permission.

New Email? New Street Address?

Please send all changes (so you will continue to receive the newsletter and important notices) to membership@sdhort.org or SDHS, Attn: Membership, PO Box 231869, Encinitas, CA 92023-1869. We NEVER share your email or address with anyone!

BECOME A SPONSOR!

Do you own a
garden-related business?

SDHS sponsorships have high recognition and valuable benefits, including a link to your website, discounts on memberships for your employees, and free admission to SDHS events. This is a wonderful way to show your support for the SDHS. Sponsors help pay for our monthly meetings, annual college scholarships, and other important programs. Sponsorships start at just \$100/year; contact Jim Bishop at sponsor@sdhort.org. Sponsors are listed on page 10; look for "SDHS Sponsor" above their ads. We thank them for their support.

VOLUNTEERS NEEDED

September 12 – Help at New Meeting Place

Here's a chance to earn an invitation to our annual Volunteer Appreciation Party and help us all get acquainted with our new meeting space! Volunteers are needed on Monday, September 12 to welcome and direct members to our second meeting in the new space at Congregation Beth Israel near UTC. Extra hands are needed from approximately 4:00-6:30pm. Please contact PattyJBerg@gmail.com or call 760-815-0625 for more details.



Members mingle at the August meeting

Looking for Volunteers to Organize the Spring Garden Tour



Sherrill Leist

One of the gardens from the 2016 tour

Our Spring Garden Tour is one of our largest and most successful events. In October we will begin planning for next year's tour, scheduled for Saturday, April 8, 2017. We look for exceptional gardens that are located that are a few minutes from each other in same general geographic location. We try to highlight a diverse style of gardens designs, with a major emphasis on plants. If you know of an area or have a garden that would be appropriate for the tour, please let us know.

The tour committee consists of a garden writer, garden photographer, volunteer coordinator (this responsibility could be shared by 2 people), vendor coordinator, garden artist coordinator, signage coordinator, online ticket sales manager, and a parking/traffic coordinator. Garden selection is in the fall, and many of the other tasks occur in late winter. Several previous tour committee volunteers mentioned above will likely be returning

this year. However, we can always use more help. If you have ideas for a garden and/or are interested in helping plan or organize the tour, please email Jim Bishop at sdhsresident@gmail.com. 🌿

HOW TO RAISE MONARCH BUTTERFLIES

Saturday, October 1

The Foothills Adult Education Center will have a 3-hour workshop on How to Raise Monarch Butterflies on Saturday, October 1. Come find out how to attract, raise, and set free beautiful monarch butterflies. Instructor Sue Slaughter will give you tips on keeping them safe through the butterfly cycle on your patio or in your garden. Learn how to tell male from female, etc. Everyone will take home free seeds and a small butterfly enclosure. Two sessions are available: 9am to noon or 12:30pm to 3:30pm. Fee is \$30; pre-registration is requested, and the class is expected to fill quickly. Register at <https://its2.guhsd.net/newonlinereg/default.aspx>; go to Super Saturday Class (on left) and select Animal Care. 🌿



EMAIL OR ADDRESS CHANGES?

We know that you want to be informed about SDHS events and activities, such as the free Featured Gardens and upcoming tours, and to receive your newsletter in a timely manner. Please help us keep our membership info up to date by sending us your new email when you change it, and your new mailing address and phone number if you move. Send this info to membership@sdhort.org. 🌿



FROM THE BOARD

By Jim Bishop

It's September, which means the San Diego Horticultural Society celebrates its 22nd anniversary! Last month was our first month meeting at our new location. If you weren't there in August, I hope we see you at our terrific new venue this fall. You'll be pleasantly surprised by the new meeting and reception rooms.

September also marks the election of several new board members. You can read more about our newest members in this newsletter on page 8. I'd like to thank the following retiring members for volunteering to serve on the board:

Princess Norman completes a three-year term as secretary. She's been organizing the board meeting agenda, minutes and meeting location, and also been involved in many other activities, like responding to Society email and phone inquiries.

Susanna Pagan also completes a three-year term as public relations chair. She's helped create flyers for events, postings on Facebook, and advertisements in other publications. She's also coordinated the Plant Display table at monthly meetings and helped judge our awards at the San Diego County Fair Flower and Garden Show.

Susan Starr has coordinated our very successful annual garden tours the last two years. Besides being one of the premier garden tours in San Diego, it is also a major source of fundraising and has helped us keep our annual dues low. Starting in December, Susan will be replacing Susi Torre-Bueno as newsletter editor.

Lisa Bellora, Ray Brooks and Donna Tierney complete one-year terms as members-at-large. We hope to see all three involved in future SD Hort. volunteer activities. Lisa helped judge and present our awards at the San Diego County Fair, and also designed and installed one of the garden updates celebrating Balboa Park's centennial. Ray has been providing wooden bowls for the door prize drawings at our meetings and will likely be our next Treasurer. Donna helped lead the effort to update our strategic plan and also our Mission and Vision Statements. She also helped with coordinating the move to our new location.

Looking Forward

This year also begins my sixth and final year as SDHS president, and we continue to seek the right person to fill the position. The good news is we will be adding paid administrative staff this year to help make the transition to a new president easier. If you know of a qualified and interested candidate, please contact me at SDHSPresident@gmail.com. We also have several other board and volunteer positions open. Most notably, we need a chairperson for the Spring Garden Tour.

As a volunteer-driven organization, we can always use help from our members

Some things are simple and easy:

- Renew your membership on time and online. Better still, save time and money and renew for three years.
- Say "thank you" to a volunteer for volunteering their time.
- Attend our annual garden tour and bring a friend. This is our biggest fundraiser of the year. A lot of time and effort goes towards making this one of the best garden tours in San Diego. Amazingly, less than half the tickets are purchased by SDHS members.

Continued on page 12

2016 FALL HOME/GARDEN SHOW

Get Ready for Fall Planting SDHS Members Get in FREE!



During its three-day extravaganza on September 23-25, the 27th Annual Fall Home/Garden 2016 Show will feature hundreds of products and services for your home and garden, remodeling inspiration, hands-on demonstrations, educational seminars and one-stop shopping for everything pertaining to enhance your home and garden. Produced by SDHS sponsor Westward Expos, the event and its hundreds of exhibitors will showcase the newest products and hottest

trends for both inside and outside the home.

Members of SDHS can attend the Show for FREE! Visit fallhomegardenshow.com/SDHS for your Free VIP pass for 2 people.

Garden lovers will enjoy the Entry Garden area with its enticing variety of plants and ideas by members of the Association of Professional Landscape Designers (APLD). APLD also offers "30 for \$30" – 30-minute design consultations at the Show for only \$30. Bring your photos, plans, and problems for instant help. Last year's program was a sell-out!

A Garden Marketplace will have hundreds of varieties of plants on sale direct from local growers, who will be present to give planting tips and advice. Local nonprofit plant groups will also be on hand.

Once again, the SDHS plays an important role. This is a great time for our volunteers to "meet and greet" Society members as well as plant enthusiasts and hobbyists from all over the county. To volunteer, contact Patty Berg at pattyjberg@gmail.com if you can spare a couple of hours.

The Show features special pricing and big savings on exhibitors' products and services. Another big plus: attendees will have the opportunity to arrange for multiple bids on projects from exhibitors. It's one-stop planning and decision-making at its best.

The Show hours are: Friday, September 23, 11am-6pm; Saturday, September 24, 10am-6pm; and Sunday, September 25, 10am-5pm. For more information visit fallhomegardenshow.com.

Garden lectures include:

- Keys to Get More From Your Yard Makeover
- Make the Most of your California Home with Outdoor Living
- Making Energy Savings and Water Conservation Easy and Affordable
- Dig This: Creating the Pool of Your Dreams
- Be Drought Smart to Save Water and Money ... and Still Love Your Yard!
- Looks, Feels and Textures: The Secrets to Using Building Materials to Transform your Yard and Home
- Kids, Pets, Money and Water ... Synthetic Turf Questions Answered
- The Contractor Checklist ... How to Hire and Manage Your Contractor

THE REAL DIRT ON...

Carol Bornstein

By Susan Krzywicki



Carol Bornstein is well known as the co-author, along with David Fross and Bart O'Brien, of *California Native Plants for the Garden*. She is also the current Director of the Nature Gardens at the Natural History Museum of Los Angeles County, a prominent and prolific author, a tower of knowledge, and a sharp intellect. Articulate and warm, she gave me some insights into her world-view.

When and how did you get started?

"I'm from Michigan. I went to undergraduate school there in botany and then got a Masters in Horticulture. A class and a boyfriend made me realize that studying plants was something I really liked to do and could pursue as a career. I just got lucky with my job at the Santa Barbara Botanic Garden. California was a very foreign landscape and the garden was a wonderful training ground for me. As Propagator, Dara Emery was my mentor. I learned native plants from him and from the botanists on staff. My interest began with the individual species and expanded to how they relate to each other, the ecological aspects."

What is your key piece of advice for gardeners?

"Be willing to fail. Almost all plants are imminently growable, but you have to know their needs. We should aspire to make a difference through our gardens. It's no longer just about beauty and utility and practical considerations. We can make our environment better when we garden sustainably and support natural ecosystems."

Life and Work

While Director of Horticulture at the Santa Barbara Botanic Garden, where she worked for 28 years, Carol managed the living collections and revitalized the garden's plant introduction program. She has introduced popular cultivars, such as *Verbena lilacina* 'De La Mina', *Lessingia filaginifolia* 'Silver Carpet', and *Salvia* 'Pacific Blue'.

Asked about how new plants are developed, Carol said, "That was one of the most rewarding, fun things that I've done in my career. I am always looking. That is what I do: I look at plants. The process at SBBG involved selecting plants and then working with nurseries and botanic gardens to trial them for us. It usually took at least a couple of years to bring a cultivar into the retail trade. But with *Verbena lilacina* 'De La Mina', Dave Fross convinced me that we had a winner - we didn't even trial it. It was a hit from the start."

What do you want your legacy to be?

"Well, that's a tough question! I guess that I made a difference through my work, especially the native plant book, a remarkable collaboration with David Fross, Bart O'Brien, and Cachuma Press. Any particular garden that I've designed or helped renovate will continue to evolve, but I'd like to think that I helped increase awareness and appreciation of California's native grasses, that they have a place in our landscapes for their beauty and habitat value."

Susan Krzywicki is a native plant landscape designer in San Diego. She has been the first Horticulture Program Director for the California Native Plant Society, as well as chair of the San Diego Surfriider Foundation Ocean Friendly Gardens Committee and is on the Port of San Diego BCDC for the Chula Vista Bayfront. 🌿

BOOK REVIEW

Spirit: Garden Inspiration

By Dan Pearson

Reviewed by Caroline McCullagh

I had trouble figuring out what I was going to say about this book, so I checked out other reviews. All they seemed to do was complain about the photos being "muddy." I don't know what they meant, but it didn't keep me from reading this book and deciding that I am going to read it from beginning to end again (and probably again).

Wikipedia tells us that Dan Pearson is an English garden designer, landscape designer, lecturer, journalist, and television presenter, and that "he's an expert in naturalistic perennial planting." And then some! Most recently, he created a new planting design for the front of the Garden Museum in Lambeth, London, and he won "Best in Show" at the 2015 Chelsea Flower Show.

Can't argue with credentials like that, but can he write a book? Well, yes, once he got in the swing of things. The first section is a little slow. It's a short biography of the author. But what starts slow and then for a while seems a little like "What I Did on My Summer Vacation" morphs into something interesting: a series of short essays, lavishly illustrated with his own photos, about things that have informed his artist's eye.

It's far ranging. He's been everywhere and seen some fascinating things. When I say everywhere, I mean it: Israel, Japan, the U.S., New Zealand, France, South Africa, Spain, Italy, and probably a few more that I've missed.

Perhaps the most astonishing section is about his first visit to Tokyo, where he met one man who was growing hundreds of bonsai on the roof of his house and another, a farmer's son, who was growing a full orchard of fruit trees in the top storey of his house. Pearson drank plum wine made from true homegrown plums. You won't believe the photos. Chaotic growing spaces are contrasted with the tightly controlled gardens of Zen Buddhist designers.

Closer to home, Pearson writes about Yosemite, Chicago prairies, Joshua Tree National Park, Huntington Botanical Garden, and Lotusland.

I'll end by giving you a sample of his writing. The problem is choosing the sample. There are so many possibilities. Here he is writing about the beach at Cabo de Gata in Andalucia, Spain: "The platforms of rock spill out into the sea where they have been time-worn into folds and undulations and where the sea has dragged their surface there are rock pools. They drag, gulp and gutter on a stormy day as the water moves through them. They are bathing pools when the sea is quiet, still and rounded, mirror flat and reflective. A place to contemplate how the world is revealed when you give yourself the chance to take things slowly. 🌿"



SEPTEMBER MEETING PLANT DISPLAY

Please bring a cutting or plant to the display table (see page 17) at the September meeting. It's a great way to share your garden with others! Fill out one of the index cards with the plant name, your name and city, and any other info you have. We all love to see the plants other members are growing! 🌿

VOLUNTEER SPOTLIGHT

New Digs – Fresh Faces

By Patty Berg

After many years at the Del Mar Fairgrounds, SDHS has found a new home at Congregation Beth Israel in the University City neighborhood of San Diego. The Board weighed many factors before reaching the decision to go a bit south, but once that decision was made, it truly took a village to create a smooth transition. This month, we salute the dozens of folks who put in many hours to assure that members would have an enjoyable evening for our first meeting. And wasn't it great to see some longtime members who seldom attended at Del Mar?

The Transition Team was led by BJ Boland and Donna Tierney, two dynamos who never tired and never missed a detail. And there were so many details! From traffic, parking, and vendors to cookies and tea, they handled it all and made the rest of the team look good. I hereby award them both the coveted PCH credential (Professional Cat Herder).

Nearly every Board member contributed to make the move go well, President Jim Bishop and Program Chair Mary James, in particular. They were instrumental in assuring that we would be upgrading the members' experience with a more comfortable and better equipped meeting space.

The check-in and membership teams really did a stellar job. Special thanks to Nancy Woodard and Team Fallbrook gals Ellie Knight, Eva Raines, and Cheryl Lindberg. Rounding out the check-in and membership teams were Jane Morton, Karen Dorney, Lorie Johansen, and Kathy Ascher. Membership Chair Cindy Benoit and sweet Kailani did a great job implementing the new self check-in system.

The Hospitality A-Team made sure everyone found their way into the facility with ease. Many thanks to Annette Beaty, Lorraine Bolton, Jason Chen, Scott Borden, Gretchen and John Kramer, Anne Murphy, Susie Pagan, Terri Seat, Susan Swift, and Laura Tezer. I am very grateful to them for having willing hearts, even if the assignments were not exactly challenging. The reward is that everyone seemed to find their way inside with ease.

Inside the Social Hall, Connie Forest and her darling granddaughter Jesse did a marvelous job at the plant holding table. Princess Norman kept an eye on things, along with Jeff Biletznikoff. The cookie trays never ran low and a friendly face was never far away when someone had a question or needed direction.

It's so gratifying to belong to a group where so many are willing to jump in when needed. It will be great fun to see everyone at the Volunteer Appreciation Party in October. All we need now is someone to volunteer to host the party! Could that be you or someone you know? I'd love to hear from you ASAP at PattyBerg@gmail.com. 🌿



Connie Forest and
Jesse at Plant
Hold Table



BJ Boland

THE DIRT ON WATER BLOG

The Dreaded Mosquito!

Keeping Your Garden Safe.

By Jeanne Meadow

You have worked hard to conserve water and now you may have to work even harder to eliminate any mosquito breeding grounds in your garden. We all know about the Zika concerns, and San Diego County has just had its first case of human West Nile virus. The CDC has reported more cases of dead birds due to West Nile in July 2016 than for the entire season in 2015. While this is alarming, there is a lot you can do to educate yourself and take steps to keep your garden and home safe.



Mosquito is Spanish for little fly. And it is the deadliest animal in the world. The female mosquito feeds on blood by biting animals and then laying eggs in stagnant water or near a water's edge (even inside your home or garage). You need to do two things: eliminate any breeding grounds for her and protect yourself from bites.

Go into your garden and home and do a detailed walk. Look for any accumulated water in gutters, birdbaths, pots, wheelbarrows, plastic tarps or anything that pools water. You can buy mosquito dunks, which are effective for water that you want to keep like a birdbath, lily pond or fountain that doesn't run every day. Or you can get free mosquito fish from the county's Vector Control Program.

What about your neighbors? Do you see buckets, pots or maybe even an unkempt swimming pool? Or worse... a dead bird. Report it to San Diego Vector Control online at <http://apps.sandiego.gov/citizenservices/resource.php?id=659> or call (858) 694-2888 Monday to Friday from 8 AM to 5 PM, or report 24-hour emergencies or dead birds to (858) 505-6657. This resource is also interested if you get bites during the day, as those are the special mosquitoes that carry Zika. The online report is easy to fill out and asks for you to upload a picture if you can get one.

Now that you have eliminated the breeding grounds, the next step is to protect yourself and family. There are a lot of wives' tales about mosquitoes and mosquito repellents; a great resource to sort out the facts is Consumerreports.org (check the April 16 and May 24 rundowns). They note that most natural repellents do not work, and that citronella candles are ineffective. Boy, I have wasted a lot of money over the years! Even the American Mosquito Control Association says traps and electric grids only reduce, not eliminate, mosquitoes. So check out the reports and you might be surprised what you learn!

It is true that they like some people more than others. It is explained in detail on the Mosquito Wikipedia page. Go clean up, cover up and stay safe!

~~~~~  
Visit my blog at [TheDirtOnWater.com](http://TheDirtOnWater.com) to read my latest rants or contact me at [Jeanne@jeannemeadow.com](mailto:Jeanne@jeannemeadow.com). 🌿

# GOING WILD WITH NATIVES

## Going for the Gold

By Pat Pawlowski

Besides beauty, gold is in the eye of the beholder. There are all kinds of gold. The solid gold metal ingot type is, of course, desired by many of us who may never get the chance to clasp its golden heavy brilliance to our chests. However, there are other kinds of gold that are very desirable, too. The kinds of gold that come to my mind will not pay for a first-class ticket to Paris, but they can make your heart beat a little faster and give you lots of pleasure.

Here is one of my favorite kinds of gold:

Lesser Goldfinches. They are diminutive, light-golden-colored birds with accents of black, and which, under the right conditions, perform acrobatic effusions such as hanging upside down, sideways, or any elseways as they eat. They are charming to watch. And they'll provide their own musical accompaniment, too. To quote from *The Birds of San Diego* by Fisher and Clarke: "It seems as though no two birds sing the exact same complicated song... It is thought that female Lesser Goldfinches are attracted by the males' songs rather than their dressy style."

Well!

The authors explain further: "First year males, still without the contrasting plumage of the mature males, are often just as successful as their older peers in finding mates."

If finding Lessers in your yard appeals to you, matey, here is what to do:

First of all, offer water. They seem to enjoy splashing around in bodies of water, such as a birdbath. You will, of course, forgo using the glitzy, glassy, slippery kind of birdbath and choose instead a bath with a rough-textured, birdfoot-friendly texture. Remember, it's for the birds, not you.



Pat Pawlowski

Goldfinches



Milkweed seed



Dick Culbert from Gibsons, B.C., Canada

*Eriophyllum confertiflorum* Golden Yarrow

Next, give them a decent meal; I'm saying, "Seeds, baby!"

You, the chef, will provide seeds either in a netlike sack to hold store-bought niger (thistle) seeds, or grow plants that bear many small seeds. Here is a partial list of the many plants whose seeds Lessers love: Golden - of course - Yarrow (*Eriophyllum confertiflorum*), Goldenrod (*Solidago* sp.), Chamise (*Adenostoma fasciculatum*), Aster (*Aster* sp.), Milkweed (*Asclepias* sp.), Saltbush (*Atriplex lentiformis*), and Chia (*Salvia columbariae*). All of these are great plants to grow anyway.

Naturally, you will forgo using herbicides and pesticides. Would you want any of that stuff on your pizza?

Finally, go native and attend the indigenous plant sales that are coming up in a month or so.

After you enjoy seeing Lessers hanging around, and I do mean hanging, you may wonder: What makes them "lesser?" It's probably because they are lesser in size than their cousin, the American Goldfinch. However, we all know that the best things come in small (feathery) packages.

---

Member Pat Pawlowski is a writer/lecturer/garden consultant who is not really as good as gold, but sometimes comes closer to it than you might think. 🐦

## LOCAL WATER AGENCIES REWARD WATER-WISE LANDSCAPING

Pride is blooming in several local gardeners after being named winners in this year's California-Friendly Landscape Contest, an annual competition that recognizes water agencies' customers whose residences display great beauty achieved through water-wise planting. An award ceremony was held May 7 in Rancho San Diego at the Water Conservation Garden at Cuyamaca College. Each agency provided a certificate and \$250 gift card for its winner.



This Escondido garden won in 2016

Agencies and winners across the county include: City of Escondido: Paul Benold; City of Oceanside: Anthony Foster; City of San Diego: Nancy Dalton; Helix Water District: Marie Venable; Olivenhain Municipal Water District: Claudia Kuepper; Otay Water District: Barbara & Nick Amalfitano; Santa Fe Irrigation District: Mr. & Mrs. Chan; Sweetwater Authority: Jessica Parkhurst; Vallecitos Water District: Maria & Ladd McCoy; and Vista Irrigation District: John & Marcia Rea.

Common among the winners' landscaping were design and growth for not only aesthetics but efficient use of water. All winners have stories with similarities to Marie Venable of Lemon Grove, winner for Helix Water District in San Diego's East County.

Venable's single-family home sits on a half-acre lot but sips a mere six units of water per two-month winter billing cycle and not too much more in the summer months. One unit is 748 gallons. "My husband and I work very hard to conserve water and make what we have go further," she said. "We have rain barrels that hold about 1,000 gallons and we use mulch and decomposed granite in several areas of our landscaping."

Photos of all winners' yards have been published at [landscapecontest.com](http://landscapecontest.com). The website also features several years of agencies' past winners to provide a large variety of low-water-use



Award-winning garden in Olivenhain

landscaping examples to help people looking for ideas to convert their yards. Judging criteria for the competition included:

- Overall attractiveness: curb appeal; aesthetic color, form, texture; creative and environmentally sensitive use of hardscape;
- Appropriate plant selection: California-friendly plant palette; functional turf; functional landscape, meets needs of owners;
- Design: energy efficient use of tree canopy, permeable ground cover, shady and sunny areas in landscape; fire-wise landscape, as needed;
- Appropriate maintenance: mulch; weeds kept to a minimum; plants neat, tidy and attractive; and
- Efficient methods of irrigation: designed to reduce runoff; appropriate irrigation equipment for plant material; water consumption appropriate to area. ☘

## TO LEARN MORE

### Agaves

By Ava Torre-Bueno

Let's face it, most people like agaves because one species turns into tequila or mesquite—here's show: [youtube.com/watch?v=kxbAbUNiN3I](https://www.youtube.com/watch?v=kxbAbUNiN3I). Here's a little article about agaves from our friend Debra Lee Baldwin: [gardeninggonewild.com/?p=7002](http://gardeninggonewild.com/?p=7002).

Check out this longer article from the Washington Post with a time-lapse video of the University of Michigan's Matthaei Botanical Gardens' 80 year-old agave blooming through the roof: <https://www.washingtonpost.com/news/speaking-of-science/wp/2015/02/23/giant-plant-waits-80-years-to-bloom-immediately-begins-dying/>.

Sunset has some lovely agaves to enjoy and compare: <http://www.sunset.com/garden/flowers-plants/gallery-agaves>.

I put agaves in the ground when I first started gardening. I had no idea those little potted plants would turn into invasive giants. I managed a "Tom Sawyer" by giving two *Agave americana* to anyone who would dig them out, and someone came and did! But I'm still stuck with a tequila agave that I keep trimming back. Want it? Come dig it out! You can reach me at [avatb3\(at\)gmail.com](mailto:avatb3(at)gmail.com). ☘

## LANDSCAPING WITH NATIVE PLANTS WORKSHOP

Saturday, September 10

On September 10 you can attend a workshop from 8am to 3pm on Landscaping with Native Plants: How to Bring Year-Round, Low-Water Beauty to Your Gardens. This is the perfect event for garden enthusiasts and landscape professionals to learn how to plant a native garden. In addition to the basics, attendees will learn the far-reaching benefits of using native horticulture. These benefits include low-water use, low maintenance, and providing habitat for native wildlife including birds and other pollinators. The workshop is produced by Garden Native (gardennative.org), a garden committee of the California Native Plant Society – San Diego chapter (cnpssd.org).

The keynote speaker, Ilisa Goldman, is a landscape architect and CEO of Rooted in Place Landscape Architecture and Consulting, which is dedicated to helping communities improve and transform their neighborhood spaces. She is the president of San Diego Children and Nature.

Greg Rubin, CEO of California's Own Native Landscape Design, Inc., will be delivering a comprehensive talk on native plant installation. Greg, a local expert on native gardens, is the coauthor of two well-received native gardening books, with a third book in the works.

Additional presentations and hands-on demos throughout the day will address practical issues of design, planting, and maintenance.

The workshop will be held at the Girl Scouts' Balboa Park location, 1231 Upas Street, San Diego, from 8:00 am to 3:00 pm. Hot beverages and muffins will be provided in the morning. Lunch options are available for purchase. Parking is free. Tickets are \$35.

For registration and further information visit [gardennative.org](http://gardennative.org).



## MEET OUR NEW BOARD MEMBERS

By Susi Torre-Bueno

As Jim Bishop notes in his column on page 3, we held elections for new board members in August. We're delighted that these four people have volunteered to be on our board, and we're confident they'll be active participants. I hope you'll say hi to them at the next monthly meeting you attend.



### Marilyn, Guidroz, Secretary

Marilyn's company (Marilyn's Garden Design, see page 17) is a Sponsor of SDHS, and she has been a member since 2006. She has over 30 years of experience as a residential landscape designer. She is enthusiastic about community service, and has been a very valuable SDHS volunteer for a number of important activities, including our Fair garden display, design and installation (2010 to 2012); judging at the Fair; SDHS Panel speaker (October 2014); planting roses at the Marston house (2015 Balboa Park restoration project), and more. In the spring of 2011, she taught a workshop for SDHS in making mosaic stepping stones, and we used the stones in our Fair display garden in 2011. An active member of other organizations, Marilyn has been a member of the Association of Professional Landscape Designers (APLD) since 2011, and was treasurer for San Diego District of APLD.



### Anne Murphy, Member at Large

Anne joined SDHS over 10 years ago. She's volunteered numerous times for our spring garden tour, at the SDHS Fair display garden, at the Fall Home/Garden show, and at the annual volunteer appreciation party. In addition, she gave a workshop on plant propagation last fall. Anne's been involved with the California Native Plant Society since 2002 and the Anstine Audubon Nature Preserve (in Vista) for about five years, plus she's been a Master Gardener since 2012. Her professional background includes computer programming and teaching mathematics.



### Lisa Robinson, Member at Large

Lisa is a relatively new member of SDHS and is excited about being more involved in our organization. She has volunteered with the North Coast Church food pantry and school garden, 2015-2016; she helped in the Illinois public schools from 1999-2013. Lisa says, "I was so impressed by the friendliness of the people I have met in this organization, and the amazing garden displays created by its members at the Fair. I am fairly new

*Continued on page 12*

# TREES, PLEASE

## Green Side Up!

By Tim Clancy

I was recently told, "Tim, everyone knows how to plant a tree." This was after I offered to provide a consulting client with tree planting specifications. I am sure many people believe that everyone knows how to plant a tree, and many of those same people think they are qualified to do it themselves. (Much like we all think we are above average drivers.)



Root Flare



No Root Flare

The truth of the matter is that no, not everyone knows how to plant a tree. I get calls all the time about trees in distress. The vast majority of the time, the cause of the distress is cultural. Too much water; not enough water; incompatible soil type (i.e. Magnolias like an acid soil, yet I have seen them planted in alkaline soils and watched them slowly decline all over San Diego.) Included in this list is planting technique.

The most common problem I see is planting a tree too deep. The unfortunate fact is this almost always starts in the nursery where the tree was grown. Each time the tree is moved from a smaller to a larger growing container, a little more soil somehow makes its way on top of the root ball. This, in the end, results in a root collar (the area where the trunk and roots meet) that is buried. The root collar typically flares outward from the trunk. Soil against the trunk can interfere with the normal exchange of gases (oxygen and carbon dioxide) due to excess moisture. Trunk tissue, unlike roots, is not designed to be constantly exposed to moisture. This leads to the death of the tree parts responsible for the transport of nutrients, which in turn causes a decline in tree vigor due to "starving" of the roots.

This condition can also lead to tree diseases getting the upper hand by creating a situation where the conditions favor the pathogens. I have also seen girdling roots develop. Mulch can also exacerbate the problem and also should not be placed against the trunk.

The trees from the nursery can often be improved by removing the soil from around the root collar. This can be done using a whisk broom or a strong spray of water. When removing the soil, pay particular attention to the roots and remove any that are kinking or girdling. I have done this procedure on trees from a 1-gallon to a 48" box. As you can imagine, it is much easier on the 1-gallon trees!

On larger trees, root collars should be exposed when possible. This will facilitate the gas exchange referred to earlier and diminish the chance of disease-causing pathogens triumphing. The root collar can be exposed by several methods, each with its strengths and weaknesses. The main objective is to not damage the roots which provide structural support or water transport.

If the tree looks like a telephone pole going into the ground, it needs help.

Member Tim Clancy is an International Society of Arboriculture Certified Arborist #WE-0806A. Tim welcomes comments and questions and can be reached at [treemanagers@gmail.com](mailto:treemanagers@gmail.com)

### SDHS SPONSOR



**GREATSOIL LLC**  
WWW.GREATSOIL.COM

North County's Premium Supplier of  
Bark • Topsoils • Mulch • Sod • Seed

641 Rock Springs Road  
Escondido, CA 92025

[www.greatsoil.com](http://www.greatsoil.com)

VISA  
MasterCard  
American Express

No Added Greenwaste

SAVE  
WATER  
ABLEY  
MULCH

**Call Today! (760) 740-9191**

HOME DELIVERY AVAILABLE

*Free Delivery on 10yds Bark or 15 yds Soil in San Marcos and Escondido*

|                                                                                                                                                                                                                                                                                                                                                                                                                                                                                                                                                                                                                                    |                                                                                                                                                                                                                                                                                                                                                                                                                                                                                              |
|------------------------------------------------------------------------------------------------------------------------------------------------------------------------------------------------------------------------------------------------------------------------------------------------------------------------------------------------------------------------------------------------------------------------------------------------------------------------------------------------------------------------------------------------------------------------------------------------------------------------------------|----------------------------------------------------------------------------------------------------------------------------------------------------------------------------------------------------------------------------------------------------------------------------------------------------------------------------------------------------------------------------------------------------------------------------------------------------------------------------------------------|
| <p><b>PREMIUM BARK</b></p> <ul style="list-style-type: none"> <li>Mini Fir Nuggets • Shredded Fir</li> <li>Medium Fir Nuggets</li> <li>3/8" Fir Bark</li> <li>Shredded Redwood/Gorilla Hair</li> <li>Shredded Mulch - Coarse and Fine</li> </ul> <p><b>PREMIUM TOPSOILS</b></p> <ul style="list-style-type: none"> <li>Landscape Mix for Grass</li> <li>Planter Mix</li> <li>for Vegetable &amp; other Gardens</li> <li>Container Mix for Greenhouse Plants</li> <li>Bio Retention Soil</li> <li>Palm Mix</li> <li>California Native Plant Mix</li> <li>Custom Mixes on Request</li> </ul> <p>MARATHON SOD &amp; MARATHON SEED</p> | <p><b>OTHER PRODUCTS</b></p> <ul style="list-style-type: none"> <li>Pumice • Perlite- #3</li> <li>Decomposed Granite</li> <li>Black Lava Rock (small and large)</li> <li>Sand • Peat Moss</li> <li>Certified Playground Mulch</li> <li>Rubber Mulch</li> </ul> <p><b>SOIL AMENDMENTS</b></p> <ul style="list-style-type: none"> <li>Nitrolized Shavings 1:1</li> <li>Soil Rejuvenation and Grass Topper</li> <li>Soil Conditioner 1:3</li> <li>Concentrated Extra Strength Gypsum</li> </ul> |
|------------------------------------------------------------------------------------------------------------------------------------------------------------------------------------------------------------------------------------------------------------------------------------------------------------------------------------------------------------------------------------------------------------------------------------------------------------------------------------------------------------------------------------------------------------------------------------------------------------------------------------|----------------------------------------------------------------------------------------------------------------------------------------------------------------------------------------------------------------------------------------------------------------------------------------------------------------------------------------------------------------------------------------------------------------------------------------------------------------------------------------------|

**10% OFF**

for the members  
of SDHS



## MY LIFE WITH PLANTS

By Jim Bishop

This is a continuing series of articles that chronicle Jim Bishop's experiences with plants and the effect they have had on his life.

### The plants start to go in!

This is a continuation of my columns from May and July 2016 about planting the casita gardens back in 2003. You may recall from earlier columns in the newsletter that we filled in our swimming pool and replaced it with an outdoor room and several garden areas. This month's column is about planting the east side of the casita.

As I discussed previously, the inspiration for the blue and yellow tile we used throughout the casita garden came partly from observations of commonly used colors of Talavera tile. However, there was an inspiration for blue and yellow plants that goes back much further. In 1960, my older brother was a Cub Scout. As a kindergartener in Wichita, I attended the annual Cub Scouts' Blue and Gold Banquet held in the local 4H hall. The banquet "is the most exciting event on the Cub Scouts calendar" and gets its name from the Cub Scout colors: blue and gold. The tables at the banquet were decorated with potted annuals with blue and gold flowers. I immediately recognized the "gold" flowers as dwarf marigolds. However, the soft and fuzzy blue flowers I wouldn't learn until years later were ageratums. Even at age five, I thought the pairing of blue and yellow flowers was a striking combination, and decided decades later to plant a garden of mostly blue and yellow flowered plants.

The casita beds in this area are raised about a foot above a gravel walkway that leads to a blue door that exits to the lower garden. There is one large bed bordered by the casita and the old stucco pool wall. There is another narrow bed that wraps around the 30-foot tall stair tower structure. A gravel path makes a "Y" at the end of these two gardens; one path leads to the blue garden door, the other to a garden storage area. There is a half-moon shaped bed at the end of the walkway, with a raised blue urn used as a bubbling fountain at the junction of the walkways.

Gardening in this area is a little difficult because the area gets full sun in the summer months, but is mostly in shade for about five months in the winter. As with most of my gardening, the new plantings looked barren at first until everything started to fill in, and then some



Blue and gold flower border on right.

plants slowly died from competition or lack of sun. The large plants chosen for this area were:

Three *Archontophoenix purpurea*, commonly called King Palm, but with a more swollen lower trunk than the more commonly planted *Archontophoenix cunninghamiana*. These were very slow to get established, and are still not large after 13 years. One of them died suddenly after several years, but I never knew the cause.

A yellow climbing 'Mermaid' rose was planted against the tower. I had liked the one planted at the front entrance to Cedros Gardens in Solana Beach. Ours quickly grew to 30 feet and required major rebar and ties to keep it up against the tower. However, it still blew down every winter and always had one disease or another. It has two types of thorns facing in different directions, so it is very easy to get tangled in it. It was quietly removed after several years.

I had always liked the yellow floribunda rose 'Sunflare', but I forgot the name and instead planted the similarly named 'Sunsprite'. It is still in the garden and blooms off and on all summer.

Behind the blue urn fountain, I planted a plumeria. It did very well the first summer, but rotted due to too much winter water and shade. It was replaced with three closely spaced Kentia Palms, *Howea forsteriana*. Though very slow, they have finally reached a substantial size and look great with their draping fronds. Behind them is a Star Jasmine, *Trachelospermum jasminoides*, a vine that has covered the wall and scents the entire garden in the late spring.

Against the larger wall behind the casita, I planted a yellow-flowered *Thunbergia alata* 'Lemon Star'. Unlike some thunbergia, it doesn't set seed, but did quickly cover the wall. It has been cut to the ground several times, but always comes back. A cutting from the vine was planted against the tower. It did a bit too well and was home to several rat nests. It is now cut back every year to keep it in check.

A canna with variegated yellow and green striped leaves that I got from my mother was also planted in the garden. I like the foliage, but am not wild about the orange flowers. It has gotten out of control a few times, and had to be thinned out several times.

A now very large *Tetrapanax papyrifer* (rice-paper plant) given to me by a neighbor was added later to replace the dead king palm. It takes a lot of maintenance to keep it looking good, but we love the large tropical looking leaves and the view looking down on it from the house. It tends to run and come up many feet away from the

Continued on page 20



Casita with yellow-flowered thunbergia climbing wall to left.

## WELCOME NEW MEMBERS

We encourage our 1200+ members to be active participants and share in the fun; to volunteer see page 2. A warm hello to these new members:

|                    |                  |                         |
|--------------------|------------------|-------------------------|
| Mike Kish          | Janice Schock    | Heather Trimlett        |
| Cindy McIntyre     | Nicholas Soroka  | Steve Winsby            |
| Jennifer Pickering | Pamela Strickter | Stephanie & Scott Witte |
| Patsy Sample       |                  |                         |

## HORT BUCKS ARE GREAT!

Kudos to these members whose friends joined in 2016; they earned Hort Bucks worth \$5 towards name badges, garden tours, dues and more! To get your Hort Bucks ask your friends to give your name when they join.

|                       |                         |                     |                          |
|-----------------------|-------------------------|---------------------|--------------------------|
| Karen Baccei (1)      | Brett Eckler (1)        | Susan Morse (1)     | Sterling Tours, Ltd. (1) |
| Gail Bakker (1)       | Dave Ericson (2)        | Toni Muncell (2)    | Shelly Sulit (1)         |
| Debra Lee Baldwin (2) | Lois Friske (1)         | Princess Norman (1) | Linda Teague (1)         |
| Jeff Biletnikoff (1)  | Sharon Hayakawa (1)     | Joan Oliver (1)     | Susi Torre-Bueno (1)     |
| Jim Bishop (1)        | Fran & Bob Hinostro (1) | Arline Paa (1)      | Tere Trout (1)           |
| Ken Blackford (1)     | Sue Lasbury (1)         | Mo Price (1)        | Marcia Van Loy (1)       |
| Lorraine Bolton (1)   | Cheryl Leedom (1)       | Stella Ramos (1)    | Christine Vargas (1)     |
| Kathee Closson (1)    | Maria Mata (1)          | Sue Ann Scheck (1)  | Mary Vaughn (1)          |
| Alice Dukelow (1)     | Dannie McLaughlin (1)   | Laura Starr (1)     | Roy Wilburn (1)          |
| Julian Duval (1)      | Rachele Melious (1)     | Susan Starr (2)     | Wishing Tree Company (1) |
|                       |                         |                     | Linda Woloson (1)        |

## SPONSOR MEMBERS (names in bold have ads)

### Agri Service, Inc.

### Anderson's La Costa

### Nursery

Aristocrat Landscape,  
Installation & Maintenance

### Assoc. of Professional Landscape Designers, San Diego District

### Barrels & Branches

Benoit Exterior Design

Briggs Tree Company

City Farmers Nursery

### Coastal Sage Gardening

Cuyamaca College

Chris Drayer, ASLA

[www.EasyToGrowBulbs.com](http://www.EasyToGrowBulbs.com)

### Evergreen Nursery

Falling Waters Landscape

### Garden Design Magazine

Glorious Gardens  
Landscape

### Grangetto's Farm & Garden Supply

### Greatsoil LLC

### Green Thumb Nursery

JTM Nutrients

### Kellogg Garden Products

### KRC Rock

Leichtag Foundation

### Living Designs by Linda

### Marilyn's Garden Design

### Moosa Creek Nursery

Multiflora Enterprises

Nature Designs Landscaping

Ornamental Gardens By Lisa

Pat Welsh

Redfin San Diego

Renee's Garden

### San Diego County Water Authority

### Serra Gardens

### Landscape Succulents

### Solana Succulents

### Southwest Boulder & Stone

### St. Madeleine Sophie's Center

Sterling Tours

### Sunshine Care

### Sunshine Gardens

Tejus Trivedi

### Walter Andersen Nursery

Waterwise Botanicals

Weidners' Gardens

Westward Expos



## 17<sup>TH</sup> ANNUAL GALA IN THE GARDEN HONORS NAN STERMAN HOST OF KPBS' "A GROWING PASSION" SATURDAY, SEPTEMBER 1



San Diego Botanic Garden's 17<sup>th</sup> annual Gala in the Garden will bring hundreds of local business leaders, Garden supporters, and local residents together to celebrate the region's agricultural heritage on Saturday, September 10 from 5-9:30 pm. This year's theme is "A Growing Passion," in celebration of the growing world from farms to nurseries, to backyards and schoolyards, to native habitats and more.

The recipient of the Paul Ecke, Jr. Award of Excellence, which is bestowed annually at the Gala, is Nan Sterman. Nan is host, co-producer and writer of the KPBS award-winning TV show, "A Growing Passion." She is also a garden designer, author, botanist, and garden communicator.

For more information about Gala in the Garden or sponsorship opportunities, please call 760-436-3036 x216 or visit [SDBGarden.org/gala.htm](http://SDBGarden.org/gala.htm) Tickets to the event are \$175 through August 21 or \$200 after August 21. Tickets are available online at [SDBGarden.org/gala.htm](http://SDBGarden.org/gala.htm)

## LIFE MEMBERS \*Horticulturist of the Year

\*Chuck Ades (2008)

\*Walter Andersen (2002)

Norm Applebaum &

Barbara Roper

\*Bruce & Sharon

Asakawa (2010)

Gladys T. Baird

Debra Lee Baldwin

\*Steve Brigham (2009)

Laurie Connable

Deeter Buckner Design Group

\*Julian Duval (2014) & Leslie Duval

\*Edgar Engert (2000)

Jim Farley

Sue & Charles Fouquette

Caroline James

Joyce James

Debbie & Richard Johnson

\*Vince Lazaneo (2004)

\*Brad Monroe (2013)

\*Bill Nelson (2007)

Deborah & Jack Pate

\*Kathy Pupilava (2015)

Tina & Andy Rathbone

\*Jon Rebman (2011)

Mary Rodriguez

Peggy Ruzich

\*San Diego Zoo Horticultural

Staff (2016)

Gerald D. Stewart

\*Susi Torre-Bueno (2012)

& Jose Torre-Bueno

Dorothy Walker

Lucy Warren

\*Evelyn Weidner (2001)

\*Pat Welsh (2003)

Betty Wheeler

## DISCOUNTS FOR MEMBERS

(see ads for more discounts)

Get a 15% discount at Briggs Tree Co. ([www.briggstree.com](http://www.briggstree.com); tell them to look up the "San Diego Hort Society Member" account).

Get a 10% discount at San Diego Botanic Garden on Family/Dual or Individual memberships. Just state you are a current member of SDHS on your membership form. It cannot be done online, so mail it in or bring it to the Garden. Info: Josh Pinpin, [jpinpin@SDBGarden.org](mailto:jpinpin@SDBGarden.org).

Join Grangetto's FREE Garden Club for helpful info delivered to your inbox: [grangettosgardenclub.com](http://grangettosgardenclub.com).

**SDHS SPONSOR**



# Landscape Rock & Supply Superstore


**We Deliver!**



**4 Convenient SD Locations**    PACIFIC BEACH • CHULA VISTA  
ESCONDIDO • FALLBROOK

[SOUTHWESTBOULDER.COM](http://SOUTHWESTBOULDER.COM)

**SDHS SPONSOR**



SHOP FOR PLANTS. LEARN ABOUT SUCCULENTS.

# cacti.com

SERRA GARDENS LANDSCAPE SUCCULENTS

**From the Board** Continued from page 3

- Invite a friend to join the Society.
- Others involve a little more time, but can be very rewarding:
- Organize or host a workshop.
  - Organize or host a featured garden.
  - Volunteer to staff the registration table at an event.
  - Fill one or more outreach shifts at the San Diego County Fair, Fall or Spring Home/Garden Show, or other SDHS event.
- Still others require a larger contribution of time and talent, but bring richer personal rewards:
- Join and participate in a committee (programs, newsletter, workshop, garden tour, events, etc.).
  - Help organize the annual garden tour.
  - Help organize or host the annual Volunteer Appreciation Party.
  - Become a board member.

If you would like to serve your fellow members in one of the roles above, please contact me at [sdhspresident@gmail.com](mailto:sdhspresident@gmail.com) or Patty Berg at [volunteer@sdhort.org](mailto:volunteer@sdhort.org).

**New Board Members** Continued from page 8

to the area, and want to be involved and meet new garden friends.”



**Ari Tenenbaum, Member at Large**

Ari, who founded Revolution Landscape ([revolutionlandscape.com](http://revolutionlandscape.com)) in 2009, joined SDHS in 2013, and has been involved in several ways since then. One of his gardens (with stunning veggies) was featured on the 2014 tour. In 2014 Ari gave a workshop at his home garden on drought tolerant and edible landscaping. Ari writes a monthly gardening blog and frequently gives educational seminars about organic gardening. He is also a regular volunteer at local schools where he helps promote and facilitate garden-based learning opportunities for kids.

**VOLUNTEERS NEEDED**

See page 2 to learn about our current volunteer needs.

*Do more than belong: participate. Do more than care: help. Do more than believe: practice. Do more than be fair: be kind. Do more than forgive: forget. Do more than dream: work.*  
(William Arthur Ward)



▼ SDHS SPONSOR

## NORTH COUNTY'S MOST UNIQUE ASSISTED LIVING COMMUNITY



Call for a Personal Tour of our Homes, Greenhouse and Organic Fields.

858-674-1255 x 202



A Community of Assisted Living Homes

Member of the SD Horticultural Society

[www.sunshinecare.com](http://www.sunshinecare.com)

12695 Monte Vista Road  
Poway, CA 92064

Lic#374601087

*Specializing in Memory Care, Intergenerational Programs and Horticultural Therapy*

- 7 care homes on 32 acres featuring 5 organic gardens, a greenhouse, fruit orchards, and California wildflowers.
- Organically grown fruits, vegetables and herbs used in our home cooked meals.
- Only 15 minutes from Del Mar and La Jolla on Route 56.
- FREE ongoing *Garden Lecture Series* with Farmer Roy Wilburn. For serious garden enthusiasts. Join us monthly, on the 3rd Saturday, at 10:30 a.m.
- Composting & Vermiculture Program
- Award-winning Intergenerational *Seed to Table* Program.



▼ SDHS SPONSOR

## Over 500 types of stone and boulder for your Water-Wise Garden.



Flagstone  
Pavers  
Pathway DG  
Boulders...  
and so much more...

Our creative and knowledgeable staff will help you make the best selections for the garden of your dreams.



Natural Stone & Boulder Supply  
1 800 KRC ROCK (1 800 572-7625) [www.KCRCRock.com](http://www.KCRCRock.com)

San Marcos (760) 744-1036  
Poway (858) 748-3953  
Lakeside (619) 443-8153

▼ SDHS SPONSOR

## Great Results Start with Great Soil!



KelloggGarden.com is proud to support the San Diego Horticultural Society for a greener world



▼ SDHS SPONSOR

## Garden Design and Maintenance



619 223 5229 [coastalsage.com](http://coastalsage.com)

▼ SDHS SPONSOR

Don't just dream it.  
Grow it!





Now offering a fast and no-mess solution to compost and mulch application with our blower delivery service.

**Compost • Mulch • Organic Recycling**

www.agrerviceinc.com                      Julia Mattern  
orders@agrerviceinc.com                      (760) 216-3385

▼ SDHS SPONSOR

**— YOUR ORGANIC HEADQUARTERS —**  
Quality Products • Expert Advice • Friendly Service

- Plant Food & Nutrients
- Amendments & Mulch
- Seed & Sod
- Veggie & Flower Packs
- Garden Tools
- Water Storage
- Irrigation
- Vineyard Supplies
- Echo Power Tools
- Bird Feeders & Seed
- Pest & Rodent Control
- Weed Control



**Visit Our New WEBSITE**  
**And Join The CLUB!!**

gardenclub JOIN TODAY!!



www.granettosgardenclub.com  
A growing database of articles, tips, how-to's, workshops and more!

|                                                         |                                                            |                                                         |                                                         |
|---------------------------------------------------------|------------------------------------------------------------|---------------------------------------------------------|---------------------------------------------------------|
| <b>ESCONDIDO</b><br>1105 W. Mission Ave<br>760-745-4671 | <b>ENCINITAS</b><br>189 S. Rancho Santa Fe<br>760-944-5777 | <b>VALLEY CENTER</b><br>29219 Juba Road<br>760-749-1828 | <b>FALLBROOK</b><br>530 E. Alvarado St.<br>760-728-6127 |
|---------------------------------------------------------|------------------------------------------------------------|---------------------------------------------------------|---------------------------------------------------------|

# SHARING SECRETS

Edited by Dayle Cheever

This column is written by you, our members! Each month, we'll ask a question and print your responses the following month. You can find copies of previous Sharing Secrets on our website at <https://sdhort.wildapricot.org/SharingSecrets?eid=1093874>. Also, you can continue the discussion by adding new replies to Sharing Secrets online. Here's your chance to comment on how the plants you mentioned two years ago are doing today, or to suggest another way to do something in the garden.

**The question for September was: Do you have a favorite/special plant in your garden and what makes it special?**

**Marilyn Wilson:** My favorite plant(s) are my "Aussies" (especially the 'Superb' Grevillea, because it blooms every single day of the year). Australian plants have such unique blooms that they always impress when included in a bouquet.

**M. Lee:** My favorite plant is a *Tillandsia eiphioides* from Argentina. It started out as yellow, but somehow turned greenish in my south-facing yard. After two years of not much change, it gave a huge inflorescence (compared to its size) and very fresh, lemony smelling, white flowers; three of them in a row in three days! The smell is so clean and fresh, it transports one to heaven, for a brief instant.



**Debra Lee Baldwin:** I'm found of a pebble cactus I call the 'poodle opuntia'.. (Its species name is unknown.) It's covered with white filaments that glow when backlit, so I positioned it where I see it first thing in the morning, illuminated by the sun. As far as I know, it's available only at Waterwise Botanicals Nursery in Bonsall.

**Kathleen Voltin:** I love my 'Mystery' gardenias. When in bloom and in the evening, the neighbors walking by the house notice their wonderful fragrance, even though the plants are in the backyard. It is not overpowering, but very pleasant. The flowers are pretty and showy. Without the large blooms, the green foliage makes for a nice background. One is trained with a single trunk and the others are bush shaped, so I like that variety as well.

**Al Myrick:** We have many special plants. Maybe the very favorites are our staghorn ferns. I have nailed most of them to the trunks of trees and they grow around the trunks (as they do in nature). The coolest ones are *Platacerium superbum* (moosehorns). They have huge, wide regular fronds and special wing-like reproductive fronds. The oldest one has grown completely around one of our mock orange tree trunks. It is up about 15 feet and is six feet wide and four feet deep. Wonderful jungle looking treasure!

**Una Marie Pierce:** It's hard to say which plant/plants are my favorite, but an *Aralia* is special. Some 20 years or more ago I bought it in a small pot for my house. It moved up several sizes and finally ended up in a corner of my Zen garden, under a rain chain. I have to prune it back occasionally, but it never flinches. Right now it reaches to the roof in front of one of my dining room windows and looks beautiful. Once in a while it gets white fly and I spray it with my hose and that cleans it up.

**Gerald D. Stewart:** I have a favorite plant in the yard: *Pelargonium x hortorum* 'Irma'. It was hybridized by William Schmidt of Los Altos, just south of San Francisco, and introduced in 1939. In the early 1960s, Mrs. Fitzgerald down the block gave me a "slip." I planted it by Mom and Dad's front door in my hometown, east of San Francisco Bay. It lived there until about two years ago (a sixty year-old Silver Maple shaded it to death). When I moved to my current home 39 years ago, I brought cuttings (note the vocabulary difference from a high school kid and someone who studied horticulture at Cal Poly San Luis Obispo) from that plant. I had a pot of it on the deck when a couple of new friends, Carol Roller and Jody Koho from the San Diego Geranium Society, came to visit. In unison they both said, "Where did you ever find Irma?" That's how, nearly twenty years after Mrs. Fitzgerald gave it to me, did I learn the name of the cultivar. Many years ago I planted one in the entry shrub bed here at New Leaf, where it is today. While I have a lot of favorite plants, this one also has a favorite story.

**Susi Torre Bueno:** It's so hard to pick just one. If I'm totally honest, my favorite plant is whatever is in bloom at the moment, that's how fickle I am. This week (early August), the most stunning bloomer is Mexican Bird of Paradise, *Caesalpinia pulcherrima*, whose frilly orange and yellow blooms have long, prominent red stamens that extend beyond the petals. Perhaps my year-round favorite is a white-flowered Mexican shrub, *Cordia boissieri*. This lovely drought-tolerant beauty is in bloom much of the year and the white is so clear and sparkling that it really pulls the eye towards it. I also love the richly scented flowers of the several cultivars of *Brugmansia* that I have, especially one planted quite close to the kitchen door which is a little lemony.

**Lisa Robinson:** My favorite garden plants are my sunflowers because my kids and I grew them when they were little, and my daughter, who is now 21, asked me to grow them here in our new yard; we moved here two years ago September. A bonus is they hardly require any water at all and the bees love them and little birds use pieces of their leaves for nests. So, not very exotic, but we like them a lot and I harvested the seeds to plant more and to feed the birds.

**Linda Jones:** *Heliotrope arborescens*; love the purple color and dark green leaves, but especially love the smell; similar to vanilla or baking cookies.

**Laura Tezer:** My special plants in my garden are my numerous plumerias. They just keep blooming and smell so wonderful and are such a nice bright touch of color, even in the garden with all the other drought tolerant plants. I pick the flowers and bring them to work to share with others who aren't gardeners or do not have the plants. Everyone appreciates the pop of color and the scent.

**Kate Engler:** My 'Double Delight' rose, because my grandmother had one when I was young and when I planted my first garden I searched and searched until I found that exact rose. I think of her every time I see or smell it.

**Cary Pratt:** Arbutus is the star workhorse of my garden. I have five varieties, and all are extremely drought tolerant, durable and long lasting, with year round beauty and toughness. An occasional trim (sprouts from bare wood) and no other maintenance required. Attractive flowers and red fruit (inedible) add to it. Aphids appear on new growth, but I ignore them. *Arbutus* 'Marina' is one of the great small trees, with mazanita-like bark, beautiful! All are best not planted over hard surfaces; they're a little messy.

**Anne Fletcher:** I have a large 'Cecile Brunner' climbing rose that sprawls across a south facing wall by the front door. Repeat bloomer,

lots of pink blooms. Grows like a big weed, so I trim it back a couple of times a year.

**Jennifer Joyce:** Roses.

**Pat Venolia:** Mexican boulder plant (*Calibanus hookeri*). They grow in rocky grit on the tops of mountains in San Luis Potosi, Mexico. Someone gave this plant, in a flat terra cotta planter, to my folks many years ago. I inherited it in 2000 and I have no idea how old it is, maybe over 50 years. It's planted in our lower yard and seems happy there. A very slow grower, so I really can't tell how much bigger it's gotten since 2000. Have to admit that I'm fond of it; no trouble, it just plugs away and reminds me of a turtle by the markings on the caudex and how slow growing it is. Maybe I should name it. It flowers in the spring, but I don't know if it's female or male. I keep hoping there's a mate somewhere in our neighborhood, so if it's female it will develop red berries for propagation. I groom it occasionally, removing dead leaves and flower spikes. In the photo, the dropped flowers can be seen on the ground.



Mexican Boulder  
*Calibanus hookeri*

▼ SDHS SPONSOR

## Sophie's Organic Garden

By purchasing garden items from Sophie's Organic Garden you are providing the opportunity for over 400 adults with developmental disabilities who attend St. Madeleine Sophie's Center to discover, experience and realize their full potential.

**\$10 off with this coupon\***

2119 E. Madison Ave. | El Cajon, CA 92019  
www.stmsc.org | 619.442.5129

Open Mon - Fri 8 to 4 (year round) and Sat 9 to 3 (Mar 15th - Jul 15th)

\*With purchase of \$50 or more

▼ SDHS SPONSOR

12755 Danielson Court  
Poway, CA 92064  
(858) 513-4900  
FAX (858) 513-4790  
Open 9-5, 7 days a week



3642 Enterprise Street  
San Diego, CA 92110  
(619) 224-8271  
FAX (619) 224-9067  
Open 8-5, 7 days a week

Free Garden Classes at both locations on Saturday mornings  
[www.walterandersen.com](http://www.walterandersen.com)

▼ SDHS SPONSOR


**FIND A DESIGNER NEAR YOU!**



Go to [www.apldca.org](http://www.apldca.org)  
and type in  
your zip code.

APLD—Where Residential Landscape Design Begins

▼ SDHS SPONSOR



This 340-page, 1000+ color photo book is both a cultural overview and encyclopedia of aloes and agaves in cultivation. These African and Mexican plants are shown thriving in our Southern California suburban habitat, with growing advice and observations from a local succulent nursery owner. Also shown and discussed are the smaller related genera, such as yuccas, beaucarneas, haworthias, gasterias, etc..

Available late April 2016. Quality softcover, retail (est.) \$39.00. Please contact the author at Solana Succulents if you'd like to pre-order.

We are a retail nursery specializing in both common and rare succulents for container culture or landscape. Design help is available.  
Open Wednesday - Saturday 10-5  
Sunday 12-4

**Solana Succulents**  
355 N. Hwy 101  
Solana Beach, CA 92075  
(858) 259-4568  
[www.solanasucculents.com](http://www.solanasucculents.com)

▼ SDHS SPONSOR

Drought Tolerant, Colorful Garden Designs  
Linda Bresler, Award-winning Landscape Designer



[livingdesignsbylinda.com](http://livingdesignsbylinda.com)  
(858) 735-7000

**Wanda Mallen:** The answer to this varies over time, but right now one of my favorite plants is *Cussonia paniculata*. It's a small tree from South Africa with large palmate leaves and a swollen base. Cold hardy, too!

**J.R. Miles:** There's a big, old Torrey pine growing in the yard. Its trunk is about 15 feet down a steep slope and it towers over the house by at least 30 feet. My grandmother said it was huge when she started building her house here in the late 1940s. It was the only big tree in sight and at that time she could see clear down to the beach. The neighborhood is now full of big trees, mostly eucalyptus, but there are a few pines around, too. In the last decade or so, we've seen at least half of these trees come down as people push their homes outward and upward. (We can now see straight into at least four houses, where once we could only see a few rooftops.) So I guess I love this plant for its permanency. For 70 years it has stood watch over all the comings and goings in the neighborhood (and solitude for years before that). Families have come and gone, children have grown-up and moved away, yet this tree still stands. When those children (and grandchildren) come back to where they played in their youth there is so much that has changed, except for that Torrey pine.

**Ruth Sewell:** My beautiful pink water hibiscus.

**Dayle Cheever:** I worked at the San Diego Wild Animal Park from 1975-1979. In 1977 they had a plant sale for the employees and I purchased a one-gallon 'Elephants Foot' (*Beaucarnea recurvata*). I named her 'Simba' and transplanted her to a larger ceramic pot. She was a house plant for many years. In 1984, I moved to my house in Ocean Beach and eventually, maybe 1990 or so, I planted her in my backyard. She has grown, slowly but steadily over these many years and maintained a single, lovely crown of long, curly leaves. Last year she decided to bloom, as did a number of these plants in my neighborhood and other areas of the city, much to my surprise. I thought I might lose her because many of her leaves dropped and she looked rather sad, but remarkable, with the unusual bloom of creamy white flowers. After the bloom a number of new crowns formed and leafed out, and once again she looks healthy and happy. She is over seven feet tall and watches over my backyard in regal fashion, like a very good friend.

**Cathy Tylka:** Look at my lovely agave in bloom. *Agave angustifolia* 'Variegata'; I got this picture at sunset. The bees and hummingbirds were feasting!

**Andy Rathbone:** French tarragon from our herb garden. A quick nibble on a leaf as I walk by reminds me of the basic joys a garden can bring.

**Ellyn Hartman:** My favorite plant in my garden is the purple statice. I planted ten of these seven years ago when re-landscaping and they grew okay. Last year, I composted the entire yard for the first time. We had a bit of good rain and suddenly there were statice plants popping up everywhere and they grew huge and beautifully! A very special surprise! 🌿



*Agave angustifolia* 'Variegata'

# AUGUST 2016 PLANT DISPLAY

By Anne Murphy, Pat Pawlowski, and Susi Torre-Bueno

## What is the Plant Display?

Each month members bring in plants, cuttings or flowers and put them in blue bottles on our display tables. What a great way to see what plants grow well in our area. EVERYONE is invited to participate. All plants are welcome. Write descriptions similar to those below, and put them with your plant(s).

Join the fun and bring something to the next meeting. We thank those people who brought in plants to show to other members.

Available FREE on our website – all 21 years worth of plant descriptions! Go to [tinyurl.com/Plant-Descriptions](http://tinyurl.com/Plant-Descriptions).

### **Asclepias subulata** RUSH MILKWEED (Asclepiadaceae)

California, Nevada, Arizona, Northern Mexico

This perennial shrub is usually leafless. It attracts monarch butterflies. Grows best in full sun, and does fine with very little water. Needs good drainage. It takes reflected heat and self-sows. Occasionally it has tiny thin leaves. Greenish white flowers are borne at the top of the stems. Grows to 5' tall. Learn more at [monarchwatch.org](http://monarchwatch.org). (Pat Pawlowski, Vista, 8/16) – P.P. & S.T.B.

### **Cyrtanthus species, hybrid or cultivar** (Amaryllidaceae)

South Africa

What stunning coral-orange blooms these bulbs have, and while I got the bulbs without learning the exact name, the 2-1/2" long flowers are very similar to those of *Cyrtanthus wellandii*. In my garden these have bloomed as early as July and as late as December, but most commonly in the summer and early fall. Does best in sun to light shade; needs very little water. (Susi Torre-Bueno, Vista, 8/16) – S.T.B.

### **Justicia spicigera** MEXICAN HONEYSUCKLE

(Acanthaceae) Mexico to South America

This evergreen drought-tolerant shrub bears narrow, tubular, 1-1/2"-long, dark orange flowers for much of the year. It attracts hummingbirds (and perhaps butterflies, too). Various sources say that it grows 3-5' tall x 4-6'w; in my very low water garden it hasn't gotten more than 3' tall and about as wide. Does best in full sun to light shade with well-drained soil, and appreciates some water, especially during the hotter months. Low maintenance, it does best with occasional pruning of the woodier stems. (Susi Torre-Bueno, Vista, 8/16) – S.T.B.

### **Passiflora caerulea 'Constance Elliot'** PASSION VINE

(Passifloraceae) Horticultural Hybrid

*Passiflora* 'Constance Elliot' was bred in the 1800s, and is the finest white flowered selection of *Passiflora caerulea*; this is an extra vigorous plant and a prolific bloomer through summer and fall. This cultivar has deeply cut leaves. The petals, sepals and corona are all pure, gleaming white. This is a host plant for the Gulf Fritillary butterfly. The butterflies lay eggs on it and the caterpillars eat the leaves. (I bought mine from Kartuz). Can grow to 30', and is somewhat drought-tolerant. (Anne Murphy, Vista, 8/16) – A.M. & S.T.B.

### **Stipa ichu** (= *Jarava ichu*) PERUVIAN FEATHER GRASS (Poaceae)

Mexico, Central America, South America

The Mostly Natives Nursery website ([mostlynatives.com](http://mostlynatives.com)) notes that this very finely-textured drought-tolerant grass is supposed to be gopher resistant, a good attribute in my garden. It grows to about 2

## ▼ SDHS SPONSOR

Specializing in Low Water Gardens!



MarilynsGardenDesign.com  
760-224-9188

## ▼ SDHS SPONSOR



California's  
Native Plants

Available at your local  
garden center

[www.moosacreeknursery.com](http://www.moosacreeknursery.com)

760-749-3216

## ▼ SDHS SPONSOR



Barrels & Branches

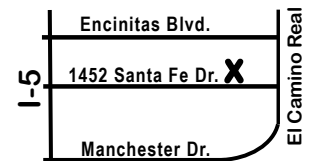
Open daily 8am to 5pm  
1452 Santa Fe Drive, Encinitas  
(760) 753-2852  
[www.barrelsandbranches.com](http://www.barrelsandbranches.com)



Nursery, Maintenance  
& Design

Unusual plants, pottery and gifts

10% discount for SDHS members



## ▼ SDHS SPONSOR



Anderson's La Costa  
Nursery & Design Center

10% Discount for  
SDHS Members

400 La Costa Avenue  
Encinitas

Open to the Public

Daily 9am to 5pm

(760) 753-3153

[andersonslacostanursery.com](http://andersonslacostanursery.com)

to 3 feet tall and only 1 foot wide and moves with the slightest breeze. Full sun or light shade, quite heat resistant, prefers rocky soils but can handle clay. Good in large containers or with Rock Roses and Lavenders. It's similar to Mexican Feather Grass but doesn't reseed as much in low water situations. One of the horticulturists at Kew Gardens (near London) is crazy about this grass; read her comments at [planteplants.blogspot.com/2014/08/stipa-ichu.html](http://planteplants.blogspot.com/2014/08/stipa-ichu.html). Among other things she praises about this hardy grass, she says, "It's really something to see this plant on a breezy day. The clumps look like they're dancing with each other." I planted mine only a year ago and so far in my very low-water garden it has not reseeded at all. Does best in full sun in well-drained soil; cut all the way back in winter for fresh growth in spring. Makes good feed for llamas, should you need that. (Susi Torre-Bueno, Vista, 8/16) – S.T-B.



Janet Ward

*Gomphrena* cultivars

**In addition to the plants described above, the plants listed below were displayed; all have been previously described.**

What's that in front of the plant name? Plants marked **3** are fully described in the SDHS *Plant Forum Compilation*, available online for FREE at [tinyurl.com/Plant-Descriptions](http://tinyurl.com/Plant-Descriptions).

Can you spot the phony plant this month? The phony plant in the June newsletter was *Puya preposterous* TOURMALINE TOWER.

- 3 *Anisacanthus quadrifidus* var. *wrightii* (syn. *A. wrightii*)  
MEXICAN HONEYSUCKLE, WRIGHT'S TEXAS FIRECRACKER  
(Susi Torre-Bueno, Vista, 8/16)
- 3 *Asclepias angustifolia* ARIZONA MILKWEED  
(Pat Pawlowski, Vista, 8/16)
- 3 *Asclepias curassavica* BLOODFLOWER, TROPICAL MILKWEED  
(Roy Wilburn, Poway, 8/16)
- 3 *Asclepias curassavica* 'Silky Gold' GOLDEN BUTTERFLY WEED  
(Pat Pawlowski, Vista, 8/16; Roy Wilburn, Poway, 8/16)
- 3 *Asclepias linaria* PINENEEDLE MILKWEED, PINE LEAF MILKWEED (Pat Pawlowski, Vista, 8/16)
- 3 *Asclepias physocarpa* MILKWEED, SWAN PLANT, GOOSE PLANT, FAMILY JEWELS (Pat Pawlowski, Vista, 8/16; Roy Wilburn, Poway, 8/16)
- 3 *Boophone disticha* OXBANE, SORE-EYE FLOWER, CAPE POISON BULB (Ken Blackford, San Diego, 8/16)

- 3 *Boophone distinctica* COWBANE, EVIL-EYE FLOWER, CARPE DIEM POISON BULB (Succulent Savant, San Diego, 8/16)
- Buddleja* cv. BUTTERFLY BUSH (Roy Wilburn, Poway, 8/16)
- 3 *Buddleja davidii* 'Black Knight' (Donna Tierney, Ramona, 8/16)
- 3 *Caesalpinia pulcherrima* PRIDE-OF-BARBADOS, DWARF POINCIANA (Susi Torre-Bueno, Vista, 8/16)
- 3 *Cordia boissieri* TEXAS OLIVE (Susi Torre-Bueno, Vista, 8/16)
- 3 *Duranta erecta*, syn. *D. repens* GOLDEN DEWDROP, PIGEON BERRY, SKYFLOWER (Roy Wilburn, Poway, 8/16)
- Gomphrena* cvs. (Marilyn Wilson, Vista, 8/16)
- Monardella* sp. (Anne Murphy, Vista, 8/16)
- Passiflora* cvs. PASSION VINE (Anne Murphy, Vista, 8/16)
- 3 *Pentas lanceolata*, pink and red cultivars PENTAS, STAR-CLUSTER (Roy Wilburn, Vista, 8/16)
- 3 *Verbena lilacina* BAJA BUTTERFLY FLOWER, CEDROS ISLAND VERBENA, BAJA VERBENA (Anne Murphy, Vista, 8/16)



Janet Ward

*Boophone disticha*



Susanna Pagan

*Asclepias physocarpa*

# AUGUST MEETING REPORT

By Donna Tierney

The topic for the August meeting was "The Roar of the Monarch," presented by Bill Toone. Bill is a wildlife biologist and founder of ECOLIFE Conservation, an organization dedicated to a world in which humans and nature live harmoniously. The monarch butterfly is the most recognizable butterfly in the world, but very little was known about their migration patterns until the 1960s, when a Canadian scientist developed a way of pasting ID tags onto their wings. The tagged butterflies were released, and he enlisted the help of hippie communes, Boy Scouts, and Girl Scouts to catch the monarchs and look for his ID tags.

There are five primary populations of monarchs in the U.S., but only two of them actually migrate: the Western and Eastern. In early fall, when milkweed and nectar sources wane, the migratory generation of butterflies heads south. Most monarch butterflies that emerge after mid-August enter a phase where reproduction is delayed, and this triggers the migratory generation. Monarchs that emerge earlier in the year live only two to six weeks as adults. The migration generation can live up to nine months in order to complete the migration to central Mexico and create the first generation offspring that will head north.

The butterflies usually arrive in central Mexico around the Day of the Dead (November 1). They congregate in Oyamel fir trees (*Abies religiosa*) on south-southwest facing mountain slopes. These locations provide cool temperatures, water, and adequate shelter to protect them from predators and allow them to conserve enough energy to survive winter. The first generation offspring from the overwintering population begins its trek north in March, as millions of wings flap and create the noise described as the "roar of the monarch." They create second and third generations as they move northward. The fourth generation begins the migration south again.

The monarch populations are threatened by increased competition



Janet Ward (3)

Plants sold by a vendor

for the trees in their winter habitat. The local people (descended from the Tarascans) cut down the trees for cooking and heating their homes - the indoor open fires cause illness (from great amounts of smoke inhalation) and accidents (from pots of hot food tipping over). The Mexican drug cartels have shown increased interest in cutting and selling wood as well, which threatens both the local inhabitants and the butterflies. Major storms resulting from changing weather patterns have also been responsible for killing millions of migrating monarchs. We should all be concerned about these threats because monarchs and other pollinators are key to maintaining our food supply.

We would like to express our sincere appreciation to Bill Toone for sharing his wonderful insights on the monarchs and for his work to improve the human condition, which also impacts the environment and all living creatures. If you would like to know more about Bill's work or travel opportunities to see the butterflies at the winter location, check out his website: [ecolifeconservation.org](http://ecolifeconservation.org). 🦋



Meeting room starting to fill up



Bill Toone



## PACIFIC HORTICULTURE

San Miguel de Allende  
& Provence, France

Coming soon in early 2017, your chance to discover San Miguel de Allende, a city that manages to be both quaint and cosmopolitan at the same time. Once an important stop on the silver route between Zacatecas and Mexico City, its historic center is filled with well-preserved buildings from the 17th and 18th centuries. We will visit private gardens as well as enjoy an authentic Mexican cooking class.



Join us for Provence, France (pictured here) and discover the work of some of the area's finest landscape artists throughout the centuries, as well as the gardens, views and vistas that inspired the artwork of Renoir, Cézanne, van Gogh, Matisse, Chagall, Gauguin and Picasso. In addition to the magnificent natural beauty of this area, this tour will bring you a greater understanding of the context in which their art was created and hopefully deepen your appreciation of it.

PacHort believes in supporting the power of gardens and SDHS is a Pacific Horticulture Partner. Visit [pachort.org](http://pachort.org) for more tour info or to subscribe to Pacific Horticulture magazine. A special rate of \$24 is available for new and renewing members using discount code SDHS2016. 🌿

## ■ My Life With Plants

 Continued from page 10

Closeup of blue and gold flowers.

parent plant. However, runners are easy to remove before they get too large. It also continually drops its lower leaves and needs weekly maintenance. In November it sends up large panicles of white puffy flowers and drops most of its leaves. If we get a misty rain while it is in bloom it can look quite droopy. Also, the leaves and especially the flowers, drop a lot of fine dust that can irritate your eyes and nose, and if inhaled can leave you coughing for several hours.


Below all of the larger plants, there have been a series of perennial and annual plants. I used to refer to this as my only traditional garden since it had lots of flower color. I grew some of my favorite perennials here for several years, such as rudbeckias, lobelias, nemesias, foxgloves, delphiniums, kangaroo paws, dwarf roses, alstroemeria, strawflowers, coreopsis, *Calylophus drummondianus*, linaria, ageratum, yellow-flowered asclepias, and many others. However, with more root competition and shade, these have mostly been replaced.

Today this area has many bromeliads and a few aeoniums that don't mind competing with the palm roots. In the last remaining sunny spots I still grow a few annuals and perennials. 🌿

## SDHS Nametags

Sturdy magnet-back nametags are just \$10

To order go to <https://sdhort.wildapricot.org/Shop> or buy one at any monthly meeting.



### ▼ SDHS SPONSOR



## Sunshine Gardens

It's time to plant ... Come on Down!

We have just about everything the gardener in you is looking for:

- Bedding Plants   ➤ Shrubs
- Citrus   ➤ Houseplants
- Vegetables   ➤ Fertilizers
- Soils   ➤ Seed
- Trees   ➤ Pottery

When you're here also visit  
Elizabethan Desserts & Twigs by Teri

[www.sunshinergardensinc.com](http://www.sunshinergardensinc.com)

Open 7 Days Monday-Saturday 7:00-5:00; Sunday 9:00-4:00



## Over 100 Years of Gardening Experience...

### Please Join Us

Membership is open to all interested individuals.

Membership in San Diego Floral is a great way to meet other gardening and horticultural enthusiasts.

#### Membership Includes

- Subscription to California Garden, our bimonthly magazine
- Borrowing privileges from our extensive Horticultural Library of 3500+ books
- Reduced fees for selected events
- Quarterly meetings with informative programs
- Regular newsletters



Don't Miss Out  
[sdfloral.org/membership.htm](http://sdfloral.org/membership.htm)



1650 El Prado #105,  
San Diego, CA  
92101-1684

[sdfloral.org](http://sdfloral.org)




## What's Happening? for SEPTEMBER 2016

The SDHS is happy to publicize items of horticultural interest. See other side for resources & ongoing events.  
Send calendar listings by the 10th of the month before the event to Neal King at [calendar@sdhort.org](mailto:calendar@sdhort.org).

### ▼ SDHS Sponsor

## DISCOVER EVERGREEN NURSERY



Landscaping? Relandscaping?  
Just Sprucing Up Your Yard?

### WHY PAY MORE?

BUY DIRECT FROM THE GROWER AND SAVE!

### ONE STOP SHOPPING

Incredible selection. Over 500 varieties on 400 acres.  
From small color packs to huge specimen trees.

### DRIVE THRU SHOPPING

Use your car as a shopping cart!!!



### UNBEATABLE VALUE

The discount houses and depots can't compete  
with our grower direct prices.

### Come on out and see for yourself!

- 1 gallon plants starting at \$3.50
- 5 gallon plants starting at \$10.00
- 15 gallon plants starting at \$39.00

PROMPT DELIVERY AVAILABLE

### Hours - call to confirm

ALL LOCATIONS:

Monday – Saturday, 7:30 a.m. to 5:00 p.m.

Sunday 9:00 a.m. to 5:00 p.m.

## Free Monthly Seminar

Starting at 10am at two locations: Carmel Valley and Oceanside

### September 3, Citrus & Avocado Varieties & Care

Learn all about your favorite citrus and  
avocado varieties and the best way to care for  
them.

Each FREE seminar is approximately 1 hour long. Come to  
the location nearest you! Refreshments will be provided. Seminar  
attendees receive a coupon for an instant discount for any  
purchases made the day of the seminar!

To view our entire seminar schedule and check  
our hours of operation, visit us at

[www.evergreennursery.com](http://www.evergreennursery.com)

Send questions and comments to:  
[info@evergreennursery.com](mailto:info@evergreennursery.com)

### Three Convenient Locations:

#### CARMEL VALLEY

13650 Valley Rd.  
(858) 481-0622

#### OCEANSIDE

3231 Oceanside Blvd.  
(760) 754-0340

#### EL CAJON

9708 Flinn Springs Rd., (619) 443-0873

## Events at Public Gardens

❖ **Alta Vista Gardens** Contact info on other side  
TBA – check their website calendar.

❖ **San Diego Botanic Garden** Contact info on other side  
**Sept. 10, 4:30-9pm, Gala in the Garden:** See page 11.  
Food, Wine, Floral Design, Silent Auction, and  
Entertainment. \$175/person.

**Sept. 20, 9am-2pm, Succulent Wreath Class:** Take home  
a beautiful succulent wreath that you make. Members \$65,  
non-members \$78. Register by Sept. 16.

**Sept. 26, 9am-12pm, Living Wall / Vertical Garden:** Learn  
the basics of planting a living wall. Members \$30, non-  
members \$36, plus \$75 per student for materials.

**Last Saturday of month, 10:30am, Waterwise Tour:**  
There are so many alternatives to using large amounts of  
water in the garden. Come see our gardens and take home  
lots of tips for conserving water in your own garden.

### ❖ The Water Conservation Garden

Contact info on other side. For ALL events below, register online  
or at (619) 660-0614.

**Sept. 3, 10am-noon, Three Water Smart Edibles Class:**  
Learn best practices to growing a trio of delicious plants that  
require less water than most food plants. In this hands-on  
seminar you will receive samples of Pitahaya (Dragon  
Fruit), Moringa (the Miracle Tree) and Loquat. Please bring  
a medium sized box and 1-gallon pot. Members free; Non-  
Members \$10.

**Sept. 10, 10am-noon, The Benefit of Native Bees:** Learn  
how to attract non-stinging native bees that are prolific  
pollinators to your garden. Members free; Non-Members  
\$10.

**Sept. 18 & 25, noon-4pm, Docent Training Program:**  
Utilize your skills and talents to contribute to The Garden's  
success by becoming a Garden docent!

**Sept. 22, 3:30-6pm, EEI Teacher Training:** Come learn  
about the California Education and the Environment  
Initiative (EEI) and gain access to free curriculum.

## Events Hosted by SDHS Sponsors

Please thank them for supporting SDHS!

### ◆ Barrels & Branches Classes & Workshops

Info: [www.barrelsandbranches.com](http://www.barrelsandbranches.com). See ad on page 17.

◆ **City Farmers Nursery** – see [www.cityfarmersnursery.com](http://www.cityfarmersnursery.com)

◆ **Evergreen Nursery: FREE Seminar** Details in left column

### ◆ Sunshine Care FREE Seminar Each Month

**Sept. 17, 10:30am-noon:** Common Sense Gardening in a  
Changing Environment. RSVP: (858) 472-6059 or  
[roy@sunshinecare.com](mailto:roy@sunshinecare.com). [www.sunshinecare.com](http://www.sunshinecare.com). See ad  
page 13.

### ◆ Walter Andersen Nursery FREE Saturday Classes

Details at [www.walterandersen.com](http://www.walterandersen.com); address in ad on page 16.

#### Point Loma, 9am

Sept. 7 – **POWAY ONLY** – 6-7pm,

Sept. 10 Your Backyard Orchard

Sept. 17 Let's Plant Bulbs

Sept. 24 Cutting & Drying Herbs

#### Poway, 9:30am

Backyard Orchard Culture

Planting Natives

Tillandsias & bromeliads

Biomimicry in Nature

## Next SDHS Meeting

September 12:

# Aloes & Agaves

See page 1 & website for details

More garden-related events  
on other side.

## Other Garden-Related Events:

Check with hosts to confirm dates & details

**Sept. 3 & 4, 10am-4pm, Plumeria Society's Hawaiian Festival:** Entertainment, an amazing plumeria flower show, and extensive potted plumeria plant sales and more. Balboa Park, Casa del Prado. Info: [www.socalplumeriasociety.com](http://www.socalplumeriasociety.com).

**Sept. 10, 8am-3pm, California Native Plant Society Landscaping with Native Plants: SEE PAGE 8.** How to Bring Year Round, Low Water Beauty to Your Gardens. Girl Scout Headquarters, 1231 Upas St. \$35. Info: [www.cnpsd.org](http://www.cnpsd.org).

**Sept. 11 & 18, 10am-4pm, San Diego Iris Society's Iris Rhizome Sale:** Balboa Park, Casa del Prado Patio A. Info: [www.sandiegoirissociety.org](http://www.sandiegoirissociety.org).

**Sept. 14, 9am, Poway Valley Garden Club:** Aloes and Agaves. Templars Hall in Old Poway Park, 14134 Midland Rd., Poway. Info: [www.powayvalleygardenclub.org](http://www.powayvalleygardenclub.org) or (858) 231-7899.

**Sept. 14, 10am, Point Loma Garden Club:** Interior House Plant Maintenance and Design. 2818 Avenida de Portugal. Info: [www.plgc.org](http://www.plgc.org).

**Sept. 23-25, Fall Home/Garden Show:** FREE ENTRY for SDHS MEMBERS;; SEE PAGE 3. Plant sales, interior design garden displays, and more. \$8. Del Mar Fairgrounds.

Info: [www.fallhomegardenshow.com](http://www.fallhomegardenshow.com).

**Sept. 24, 8:45am-1:30pm, Macadamia Society's Annual Field Day:** Classes germane to the macadamia industry and more. \$20; \$25 after Sept. 10. 3410 Alta Vista Drive, Fallbrook. Info: [www.macnuts.org](http://www.macnuts.org).

**Oct. 1, 9am-noon OR 12:30pm-3:30pm, How to Raise Monarch Butterflies: SEE PAGE 2.** Workshop on raising monarchs. Fee is \$30; pre-registration requested; class is expected to fill quickly. Register at <https://its2.guhsd.net/newonlinereg/default.aspx>; go to Super Saturday Class (on left) and select Animal Care.

**Do you belong to a club or organization whose events aren't listed above?**

For a FREE listing (space permitting) send details by the 10<sup>th</sup> of the month BEFORE the event to Neal King at [calendar@sdhort.org](mailto:calendar@sdhort.org).

For an extensive list of garden club meetings and events, visit [www.sdfloal.org/calendar.htm](http://www.sdfloal.org/calendar.htm)

## Resources & Ongoing Events:

**ALTA VISTA BOTANIC GARDENS:** Open Monday-Friday 7:00-5:00; 10:00-5:00 on weekends. Fee: members/free; non-members/\$5. 1270 Vale Terrace Drive, Vista. Info: [www.avgardens.org](http://www.avgardens.org) or (760) 945-3954.

**SAN DIEGO BOTANIC GARDEN:** (formerly QUAIL BOTANICAL GARDENS): Open daily 9-5 (closed Thanksgiving, Christmas, New Year's Day); 230 Quail Gardens Dr., Encinitas. Fee: \$14/adults, \$10/seniors, \$8/kids 3-12; parking \$2. Free to members and on the first Tuesday of every month. (760) 436-3036; [www.SDBGarden.org](http://www.SDBGarden.org).

**THE WATER CONSERVATION GARDEN:** Open 9-4 daily, FREE. Docent-led tours every Saturday at 10:00am. 12122 Cuyamaca College Drive West, El Cajon, (619) 660-0614 or [www.thegarden.org](http://www.thegarden.org).

**MISSION TRAILS REGIONAL PARK:** Guided hikes Wed., Sat. & Sun. Visitor Center open 9-5, off Mission Gorge Rd., San Carlos, (858) 668-3275.

**MASTER GARDENER HOTLINE:** Gardening questions answered by trained volunteers Mon.-Fri., 9-3, (858) 822-6910, [www.mastergardenerssandiego.org](http://www.mastergardenerssandiego.org).

**SAN ELIJO LAGOON CONSERVANCY:** Free 90-minute public nature walk 2nd Saturday of each month start at 9:00 am. Call (760) 436-3944 for details.

**DESERT WILDFLOWER HOTLINE:** Anza-Borrego Desert State Park: (760) 767-4684. Info., events, road conditions, etc.: (760) 767-5311 or [www.desertusa.com/wildflo/wildupdates.html](http://www.desertusa.com/wildflo/wildupdates.html).

**WILDFLOWER HOTLINE:** March to May call the Theodore Payne Foundation hotline: (818) 768-3533 for info. on blooms in Southern California and elsewhere; visit [www.theodorepayne.org](http://www.theodorepayne.org).

### BALBOA PARK:

**Offshoot Tours:** FREE 1-hr walking tour in Balboa Park every Sat., 10am. Meet at Visitors Center; canceled if rain or less than 4 people. (619) 235-1122.

**Botanical Building** is one of the world's largest lath structures, with 1200+ plants and lavish seasonal displays. FREE. Open Friday-Wednesday, 10am to 4pm.

**Botanical Library:** Room 105, Casa del Prado, Mon.-Fri. and first Sat., 10am-3pm, FREE. Info: (619) 232-5762.

**Japanese Friendship Garden:** Tues. to Sun., 10-4. Fees: free 3<sup>rd</sup> Tuesday; \$5/family; \$2/adult, \$1/seniors/students; (619) 232-2721, [www.niwa.org](http://www.niwa.org).

**Canyoneer Walks:** FREE guided nature walks Saturday & Sunday. (619) 232-3821 X203 or [www.sdnhm.org](http://www.sdnhm.org)

**Balboa Park Ranger Tours:** FREE guided tours of architecture/horticulture, Tuesdays & Sundays, 1pm, from Visitors Center. Info: (619) 235-1122.

**San Diego Natural History Museum:** Exhibits, classes, lectures, etc. (619) 232-3821; [www.sdnhm.org](http://www.sdnhm.org).

**S.D. Zoo:** Garden day 3rd Friday of every month from 10am. Pick up schedule at entry. Info: (619) 231-1515, ext 4306; [www.sandiegozoo.org](http://www.sandiegozoo.org).

### Garden Radio Shows:

**Garden Compass Radio Show (local).** Saturday 9-10am. XEPE 1700AM radio, hosts Bruce and Sharon Asakawa, John Bagnasco. Call-in questions: (619) 570-1360 or (800) 660-4769.

**GardenLife Radio Show (national).** Saturday 8-9am and Sunday 8-10am. KCEO 1000AM radio, hosts Bruce and Sharon Asakawa, John Bagnasco. Call-in questions: 866-606-TALK. Hear it streaming live on [lifestyletalkradio.com](http://lifestyletalkradio.com). GardenLife shows are also archived at [www.lifestyletalkradio.com](http://www.lifestyletalkradio.com).

## San Diego County Farmers Markets

[www.sdfarmbureau.org/BuyLocal/Farmers-Markets.php](http://www.sdfarmbureau.org/BuyLocal/Farmers-Markets.php)