



The Baker Bulletin

A
Baker County
Extension
Service Monthly
Newsletter

INSIDE THIS ISSUE:

Horticulture	2
Announcements	3
Calendar	4
Upcoming Events	5
4-H	6
Agriculture	7
Notices	8

Dear Extension Friends,

Thank you all for your continued support of the Baker County Extension Service. This month we have plenty of good information for the home garden, cattle producers and 4-H youth activities. Be sure to check our new Facebook page, the Baker County Garden Spot (details on page 3). There are also many programs scheduled for this month including those on beekeeping and managing the small poultry flock. As always, if we can help you in any way, please do not hesitate to contact us.

Sincerely,

Michael A. Davis
County Extension Director / Ag Agent
Baker County Extension Service



Contact Information—Baker County Extension Service

1025 W. Macclenny Ave., Macclenny, FL 32063

Phone: (904) 259-3520, FAX: (904) 259-9034

Email: baker@ifas.ufl.edu Hours: M—F 8:30am to 5:00pm (Closed Noon to 1:00pm for Lunch)

Michael Davis, Ph.D.
michael.davis@ufl.edu
Agriculture Agent



Alicia Lamborn
alamborn@ufl.edu
Horticulture Agent



Position Vacant
Family & Consumer
Sciences Agent



Shaina Bennett
sbennett@ufl.edu
4-H Agent



Highlights in Horticulture

By:

2

*Alicia Lamborn,
Horticulture Agent*

Rose Care

In central and north Florida, hybrid teas, grandifloras, and floribundas should receive a major pruning in early March. Major yearly pruning consists of shortening main canes and lateral branches, and removing twigs and canes that are dead, diseased, injured, or spindly. This improves form, regulates height and improves air circulation and light penetration within the plant. Leave at least half the length of each main cane that is 1-3 years old. Other types of roses, particularly shrub roses and old garden roses like the Chinas and Teas, are lightly pruned only as needed.

After pruning, fertilize and apply a fresh layer of mulch. Select a fertilizer formulated for roses, preferably one containing micronutrients and controlled-release nitrogen. There is little research on growing roses in Florida, but rose growers usually recommend that roses should be fertilized once a month from mid-February to mid-November except in south Florida where monthly applications can be made year-round. Apply one cup of fertilizer per plant per application or ½ cup bi-monthly. Reduce this amount and frequency for small plants, old garden roses, and shrub roses. Slow release fertilizers can reduce applications even further, down to 2 or 3 applications per year. The first flowers can be expected eight to nine weeks after pruning.

For more information on roses, see *Growing Roses in Florida* at <http://edis.ifas.ufl.edu/ep339>



Above: Mrs. B. R. Cant is a reliable Old Garden Rose for Florida. Photo by: S. P. Brown, UF/IFAS



Left: "Maggie" rose is an old garden variety in the class known as "Found" roses, hence the double quotations.

Photo by: A. Lamborn, UF/IFAS

Yellow Flowers for Brightening Landscapes

Golden Globes

Lysimachia procumbens



The bright yellow flowers of this plant will brighten any partial to full sun area of the landscape from spring to summer.



Makes a nice ground-cover, but is great for container gardens and hanging baskets! And only needs watering during hot, dry weather.

Yellow Firecracker Plant

Russelia 'Candlelight'

This weeping shrub has pale yellow flowers that attract hummingbirds and butterflies!

Great for containers, butterfly gardens, and water-wise gardens that receive partial to full sun.



Both plants will be available at the Spring Garden Festival in April (while supplies last).



Fruit Tree Calendar: March



The following fruit trees may require attention this month. All fertilizer recommendations are for optimum growth and production. Applying less fertilizer is also acceptable, but the total amount should not exceed these recommendations.

Figs: Fig trees require only light fertilization. Excess fertilizer can promote low yield. If the total amount of vegetative growth is less than one foot in length, then it is appropriate to apply fertilizer. For young trees, 1/2 pound (1 cup) and for large trees, 2 to 4 pounds (4-8 cups) of 10-10-10 with micronutrients can be applied.

Muscadine Grapes: *Year 2:* Fertilize late this month using 1 pound (2 cups) of 8-8-8 or 10-10-10; *Year 3+:* Fertilize late this month using up to 3 pounds (6 cups) of 8-8-8 or 10-10-10; apply the fertilizer in bands about 1 foot to either side of the vine.

Pecans (Newly Planted): A soil fertility test should be conducted prior to planting and no fertilizer should be placed in the planting hole during installation. *Year 1:* Fertilize early this month using 10-10-10 with micronutrients, 1 pound (2 cups) per tree. *Year 2:* Fertilize early this month using 10-10-10 with micronutrients, 2 pounds (4 cups) per tree. *Note: Fertilizer should contain Zinc (Zn) to prevent nutrient deficiencies. Do not apply fertilizer in a clump around the base of tree, instead spread out the fertilizer in a circle with a 3- to 5- foot diameter around the trunk of the tree. Avoid putting any fertilizer directly against the trunk.*

Persimmons: Apply first of three applications of fertilizer; fertilize using 1/2 to 1 pound (1-2 cups) of 10-10-10 with micronutrients per year of age. All three applications should not exceed 10-15 pounds (20-30 cups) per year and therefore no more than 10 cups per application.

Pomegranate: Fertilize this month using 8-8-8 or similar: young trees need 2 to 2.5 pounds (4-5 cups) per tree and mature trees need 4.5 to 6.5 pounds (9-11 cups). *Note: Excessive or late applications of fertilizer tend to delay fruit maturity and reduce color and quality.*

Join Us On Facebook!

UF IFAS Extension
Baker County Garden Spot



Like us on Facebook and stay connected to the Baker County Extension Office!

You'll receive weekly gardening tips, timely reminders on what to do in your garden, plus notices on upcoming classes, workshops and events!

You'll also be able to comment on articles, ask questions, and test your knowledge with featured quiz questions!

<https://www.facebook.com/UFIFASBakerCountyGardenSpot>










Add Color to Shade Gardens with Jacobinia!

Jacobinia (*Justicia carnea*), also called Flamingo Plant, is a tropical looking perennial that reaches up to 2 feet in height and is perfect for adding color to shade gardens. Although tender to frost, it withstands our cold winters, growing back quickly in springtime. Blooms cover the plant during summer and a variety of flower colors are available. Flower colors include pink, white, yellow, apricot, and lavender. If you don't have a shade garden for this plant to call home, it can also be grown in containers on a shaded porch or patio.



Available at the Spring Garden Festival in April (while supplies last).

March 2014

Sun	Mon	Tue	Wed	Thu	Fri	Sat
						1
2	3 	4	5	6 	7	8 
9	10 	11 	12	13	14 	15 
16	17 	18 	19	20 	21	22 
23	24 	25	26 	27	28	29 
30	31 					

Upcoming Programs are marked with a Program Area Symbol. Please match these symbols with the list on the following page for more information about the program.



4-H



Horticulture



Family &
Consumer Sciences



Agriculture

Upcoming Programs & Events

Programs will be held at the Baker County Extension Office (Agricultural Center) unless otherwise noted.

- Mar. 6** **Small Farm Poultry Production**, 5:45pm to 7:30pm, Bradford County Senior Center, Starke, FL. For additional information and to register, contact the Bradford County Extension Service at 904-966-6224.
- Mar. 8** **Fruit Grower Workshop**, 9:00 am to 5:00 pm. Gainesville, FL. Registration fee: \$7.00 (lunch included). Pre-register by calling 352-337-6209 (voicemail) or for more information call Aparna or Wendy at 352-955-2402. Flyer: http://smallfarms.ifas.ufl.edu/calendar/2014_0308_FruitGrowerFlyer.pdf
- Mar. 11** **Raising Backyard Poultry**, 6:00pm to 8:00pm, Fort White Farm & Feed, 8877 SW US Hwy. 27, Fort White, FL 32038. For additional information or to register, contact the Columbia County Extension Service at 386-752-5384 or email columbia@ifas.ufl.edu.
- Mar. 14** **Grow Your Own Gourmet Oyster Mushrooms**, 10:00am to 12:00pm, Baker County Extension Office, Macclenny, FL. Join us for a presentation and demonstration on how to grow your own mushrooms for a great nutritional food option. Pre-order your take-home mushroom starter kit today for \$15 (while supplies last) or call to pre-register and join the class for free.
- Mar. 15** **Beginning Beekeeping Short Course**, Green Cove Springs, FL. To register or for more information contact Michelle or David at (904) 284-6355 or (904) 269-6355
- Mar. 20** **Small Flock Poultry Production Workshop**, 6:15pm to 8:30pm, Clay County Extension Service, 2463 SR 16 West, Green Cove Springs, FL 32043. For additional information and to register, contact the Clay County Extension Service at 904-284-6355.
- Mar. 22** **Beekeeping for Beginners**, Callahan, FL. To register or for more information contact Amanda Burnett at mandab@ufl.edu or (904) 879-1019.
- Mar. 26** **Hydroponic Gardening for the Homeowner**, 8:45am to 3:00pm, UF/IFAS Suwannee Valley Agricultural Extension Center, Live Oak, FL. Topics include hydroponic systems, plant varieties, fertilization, irrigation, pest management and more. Only \$10 before March 14th. Sign up online at: homeownerhydro14.eventbrite.com OR mail registration form (available at <http://baker.ifas.ufl.edu>).
- Mar. 29** **Container Gardening with Baker County Master Gardeners**, 10:00am to 12:00pm, Ace Hardware in Macclenny, FL. Learn about container gardening techniques and get inspired to create your own ornamental or edible container! For more information, call (904) 259-3520.



4-H Club Meetings & Events:

All County 4-H Club — March 18, 6:00pm,
Extension Classroom

Livestock Club — TBA, contact the Livestock
Club leader for additional information

Cloverleaf Cloggers — Mondays, 7:00pm,
Fabulous Footworks

Additional Upcoming 4-H Events

03– Camp Counselor/Parent Meeting, 6:00pm,
Classroom

07– County Events Registration Due, ONLINE

10– Camp Counselor Applications Due by
5:00pm

12– Counselor Training, 3-5, Classroom

14– District STEM Fair, Suwannee County Extension Office

15– Family Day at the Farm, Dairy Research Unit, Gainesville

22– County Events, 8:30–12, Auditorium, ALL Welcome



Lucky Clover Chronicle

By:
Shaina Bennett,
4-H Agent



Baker County 4-H @ the State Fair!

A group of 4-H youth and leaders accompanied Ms. Shaina to the Florida State Fair! The group travelled to Tampa and spent the night. The next morning we went to the Fair and had a blast! Activities included the state livestock judging competition, Angora rabbits, calf birthing, and so much more!



How to Register for Events in 4-H Online

If you are already registered in 4-H Online please sign in. Scroll to the bottom of page and select the youth from the drop-down list under the "Register a Member in an Event" box. Lastly, select the event. From there two more boxes will appear. Click register to register the youth and fill out any additional information that may be required for the event.

Member/Volunteer List						
	Name	Role	Membership ID	Enrollment Status	Last Active Year	Edit
1)		Youth		Active	2013-2014	Edit
2)		Youth		Active	2013-2014	Edit

Member Reports

Member:

Report:

Register A Member In An Event - Only Members with an 'Active' Enrollment Status May Register

Member:

Event:

Files to Download	
Name	Description
1) County Events Registration	Form to Register

Registration Types			
Title	Description	Worksheet	Register
4-H County Events	2014 year	Worksheet	Register

Should you need any assistance registering for events on 4-H online please call or email Ms. Shaina to let her help along the way! **ALL YOUTH MUST NOW REGISTER THROUGH 4-H ONLINE TO PARTICIPATE IN ANY EVENT. THIS INCLUDES DAY CAMPS, SUMMER CAMP, COUNTY EVENTS, ETC.**



Events:

March

- 03- Camp Counselor/Parent Meeting, 6:00pm, Classroom
- 07- County Events Registration Due, ONLINE
- 10- Camp Counselor Applications Due by 5:00pm
- 12- Counselor Training, 3-5, Classroom
- 14- District STEM Fair, Suwannee County Extension Office
- 15- Family Day at the Farm, Dairy Research Unit, Gainesville
- 22- **County Events, 8:30-12, Auditorium, ALL Welcome**
- 31-April 6 Spring Break

April

- 09- 4-H Day at the Capitol Registration Due
- 12- Cluster Counselor Training, 9-5 Hamilton County
- 23- 4-H Day at the Capitol
- 23- Tractor Supply Paper Clover Event begins



Us! www.facebook.com/

Birthdays for March:

Wishing all of you a very **happy birthday** from the Baker County Extension Office!

- March 06- Damian Scalf
- March 14- Anthony Johnson
- March 20- Gracie Gray
- March 23- Haylee Sands




Did You Know:

As the world's population continues to grow, food security has become a critical issue. One in seven people goes to bed hungry every night. Food production must double by 2050 to meet the population growth in developing countries. Despite these obstacles, today's youth have the potential to change the course of history and build a better world. And they are. With the support of 4-H positive youth development, young people in more than 50 countries in North America, South America, Central America, Europe, Asia and Africa are improving their own lives and the economies of their communities and their countries.

New Florida Cattle Identification Rule Effective NOW

The Florida Department of Agriculture and Consumer Services (FDACS) is continuously working with the cattle industry in Florida to prevent, diagnose and control serious disease. To this end, FDACS has published a new Cattle Identification Rule (Chapter 5C-31, Florida Administrative Code) that became effective on February 19, 2014. Full enforcement of the rule will begin on April 7, 2014. The purpose of the rule is to improve the state's ability to trace livestock, including cattle and bison, in the event of a serious animal disease outbreak. Below are a few common questions about the new rule. Additional information can be found on the FDACS Division of Animal Industry website: (<http://www.freshfromflorida.com/Divisions-Offices/Animal-Industry/Florida-Cattle-Identification>)



What animals are included?

All adult cattle and bison, unless specifically exempt, moving within the state of Florida must have official, individual identification.

What animals are exempt?

The following animals are exempt from the identification rule:

- Animals moving directly to recognized slaughter establishments
- Animals moving to approved tagging sites to be tagged
- Animals moving to another premises, within the same ownership, as part of normal management practices

What about cattle less than 18 months of age?

- Cattle under 18 months of age are exempt from the Florida Rule.
- Cattle under 18 months of age are exempt from the Federal Rule, unless they are moved interstate for shows, exhibitions, rodeos or recreational events.
- All dairy animals that are sexually intact must be identified to move interstate. Steers and spayed heifers born prior to March 11, 2013 are exempt from this. All dairy animals born after March 11, 2013 must be officially identified to move interstate.

Can I move my adult cattle from one pasture to another without official identification?

Yes. Cattle that remain under common ownership that are moved from one premises to another as part of normal farming or ranching operations are exempt from the identification requirements of the rule.

What tags can be used?

Only tags that are considered 'Official Identification Devices' by the USDA can be used as official ID. These tags have unique numbers that are tracked by their manufacturers and are imprinted with the USDA Official Eartag Shield. These tags may be purchased from approved tag manufacturers or metal tags may be provided at no cost by the USDA. The USDA website, <http://www.aphis.usda.gov/traceability/>.

Where can cattle be tagged and who applies the tags?

Official identification tags can be applied by the cattle owner, veterinarian or other person employed or contracted by the owner. The tags can be applied at the owner's premises or at approved tagging sites by the approved tagging manager or person employed by the tagging site manager. Approved tagging sites (those 'for hire') must complete an application and agreement pertaining to individual identification devices and record-keeping.

Baker County Extension Service
1025 West Macclenny Avenue
Macclenny, FL 32063

Phone: (904) 259-3520
FAX: (904) 259-9034
Email: michael.davis@ufl.edu
Website: <http://baker.ifas.ufl.edu>

Non-Profit Org.
US Postage
PAID
Permit No. 17
Macclenny FL 32063

ADDRESS SERVICE REQUESTED

Extension programs are open to all people regardless of race, color, age, sex, handicap, or national origin. In accordance with the Americans with Disabilities Act, any person needing a special accommodation to participate in any activity, should contact the Baker County Cooperative Extension Service at 1025 West Macclenny Avenue, Macclenny, FL 32063 or telephone (904) 259-3520 no later than five (5) days prior to the event. Hearing impaired persons can access the foregoing telephone by contacting the Florida Relay Service at 1-800-955-8770 (voice) or 1-800-955-8771 (TDD).

FINAL REQUEST

If you would like to remain on the **Baker Bulletin** mailing list in 2014, please complete the form below and mail it or bring it to our office. The gardening newsletter, *Highlights in Horticulture*, will continue to be produced individually and distributed electronically through email. You may also renew any newsletter subscription by visiting our website at <http://baker.ifas.ufl.edu>.

NAME: _____

ADDRESS: _____

CITY: _____ **STATE** _____ **ZIP** _____

PHONE: _____ **RACE** _____ **GENDER** _____

I would like to receive *The Baker Bulletin* by email.

I would like to receive *Highlights in Horticulture* by email.

EMAIL ADDRESS: _____

Please return this form to our office or mail it to: Baker County Extension Service
1025 W. Macclenny Ave.
Macclenny, FL 32063