

**Bibliography database of living/fossil sharks, rays and chimaeras  
(Chondrichthyes: Elasmobranchii, Holocephali)**

**Papers of the year 2016**

**published by**

**Jürgen Pollerspöck, Benediktinerring 34, 94569 Stephansposching,  
Germany**

**and**

**Nicolas Straube, Munich, Germany**

**ISSN: 2195-6499**



copyright by the authors



**Abstract:** This paper contains a collection of 803 citations (no conference abstracts) on topics related to extant and extinct Chondrichthyes (sharks, rays, and chimaeras) as well as a list of Chondrichthyan species and hosted parasites newly described in 2016. The list is the result of regular queries in numerous journals, books and online publications. It provides a complete list of publication citations as well as a database report containing rearranged subsets of the list sorted by the keyword statistics, extant and extinct genera and species descriptions from the years 2000 to 2016, list of descriptions of extinct and extant species from 2016, parasitology, reproduction, distribution, diet, conservation, and taxonomy. The paper is intended to be consulted for information. In addition, we provide information on the geographic and depth distribution of newly described species, i.e. the type specimens from the year 1990- 2016 in a hot spot analysis.

Please note that the content of this paper has been compiled to the best of our abilities based on current knowledge and practice, however, possible errors cannot entirely be excluded.

**Citation:**

Pollerspöck, J. & Straube, N. (2017), Bibliography database of living/fossil sharks, rays and chimaeras (Chondrichthyes: Elasmobranchii, Holocephali) - Papers of the year 2016 -, [www.shark-references.com](http://www.shark-references.com), World Wide Web electronic publication, Version 01/2017; ISSN: 2195-6499

© Edited by: Jürgen Pollerspöck, Benediktinererring 34, D-94569 Stephansposching, Germany and Nicolas Straube, Munich, Germany

Please support [www.shark-references.com](http://www.shark-references.com)

- ❖ Please send us missing, not listed references!
- ❖ Please send us publications that are not incorporated so far (marked in red lettering)!

## Tabel of Contents

Tabel of Contents .....	3
1. Extinct Chondrichthyes, Research Articles.....	4
2. Extant Chondrichthyes, Research Articles.....	10
3. Database Reports.....	55
3.1 Statistics .....	55
3.1.1 Newly described genera 2000 – 2016 .....	55
3.1.2 Newly described species 2000 – 2016 .....	57
3.1.3 Hot spots (types).....	60
3.1.3.1 Hot spots (types): Summary .....	60
3.1.3.2 Hot spots (types): FAO areas - Map - .....	61
3.1.3.3 Hot spots (types): FAO areas - number of types/specimens/species/FAO area.....	62
3.1.3.4 Hot spots (types): FAO areas - number of types/FAO area .....	64
3.1.3.5 Hot spots (types): FAO areas - number of newly described species/FAO area.....	65
3.1.3.5 Hot spots (types): depth.....	66
3.2 Descriptions of extinct genera/species .....	69
3.2.1 List of new extinct genera .....	69
3.2.2 List of new extinct species .....	69
3.2.3 Papers of new extinct genera/species .....	70
3.3 Descriptions of extant genera/species .....	81
3.3.1 List of new extant genera .....	81
3.3.2 List of new extant species .....	82
3.3.3 Papers of new extant genera/species .....	84
3.4 Parasitology.....	108
3.4.1 Research Articles.....	108
3.4.2 Descriptions of new Parasites of Elasmobranchs (genera/species).....	111
3.4.2.1 List of new Parasites of Elasmobranchs (genera) .....	111
3.4.2.2 List of new Parasites of Elasmobranchs (species) .....	111
3.4.3 Papers of new extant genera/species .....	112
3.5 Distribution.....	122
3.6 Reproduction .....	125
3.7 Diet .....	128
3.8 Size .....	131
3.9 Taxonomy.....	133
3.10 Conservation.....	136
4. Index (Genera only) .....	138

## 1. Extinct Chondrichthyes, Research Articles

- ABU HAMAD, A. & FISCHER, J. & VOIGT, S. & KERP, H. & SCHNEIDER, J.W. & SCHOLZE, F. (2016)** First Permian occurrence of the shark egg capsule morphotype *Palaeoxyris* Brongniart, 1828. *Journal of Vertebrate Paleontology*, 36 (4): e1112290  
<http://dx.doi.org/10.1080/02724634.2016.1112290>
- ANDREEV, P. & COATES, M.I. & KARATAJŪTĒ-TALIMAA, V.N. & SHELTON, R.M. & COOPER, P.R. & WANG, N.-Z. & SANSOM, I.J. (2016)** The systematics of the Mongolepidida (Chondrichthyes) and the Ordovician origins of the clade. *PeerJ*, 4: e1850 <http://dx.doi.org/10.7717/peerj.1850>
- BECK, K.G. & SOLER-GIJÓN, R. & CARLUCCI, J.R. & WILLIS, R.E. (2016)** Morphology and histology of dorsal spines of the xenacanthid shark *Orthacanthus platypternus* from the Lower Permian of Texas, USA: palaeobiological and palaeoenvironmental implications. *Acta Palaeontologica Polonica*, 61 (1): 97-117 <http://dx.doi.org/10.4202/app.00126.2014>
- BENNETT, C.E. & KEARSEY, T.I. & DAVIES, S.J. & MILLWARD, D. & CLACK, J.A. & SMITHSON, T.R. & MARSHALL, J.E.A. (2016)** Early Mississippian sandy siltstones preserve rare vertebrate fossils in seasonal flooding episodes. *Sedimentology*, 63 (6): 1677-1700  
<http://dx.doi.org/10.1111/sed.12280>
- BETANCORT, J.F. & LOMOSCHITZ, A. & MECO, J. (2016)** Early Pliocene fishes (Chondrichthyes, Osteichthyes) from Gran Canaria and Fuerteventura (Canary Islands, Spain) [Los peces (Chondrichthyes, Osteichthyes) del Plioceno inferior de Gran Canaria y Fuerteventura (Islas Canarias, España)] *Estudios Geológicos*, 72 (2): e054 <http://dx.doi.org/10.3989/egeol.42380.399>
- BIANUCCI, G. & DI CELMA, C. & COLLARETA, A. & LANDINI, W. & POST, K. & TINELLI, C. & DE MUIZON, C. & BOSIO, G. & GARIBOLDI, K. & GIONCADA, A. & MALINVERNO, E. & CANTALAMESSA, G. & ALTAMIRANO-SIERRA, A. & SALAS-GISMONDI, R. & URBINA, M. & LAMBERT, O. (2016)** Fossil marine vertebrates of Cerro Los Quesos: Distribution of cetaceans, seals, crocodiles, seabirds, sharks, and bony fish in a late Miocene locality of the Pisco Basin, Peru. *Journal of Maps*, 12 (5): 1037-1046 <http://dx.doi.org/10.1080/17445647.2015.1115785>
- BIANUCCI, G. & DI CELMA, C. & LANDINI, W. & POST, K. & TINELLI, C. & DE MUIZON, C. & GARIBOLDI, K. & MALINVERNO, E. & CANTALAMESSA, G. & GIONCADA, A. & COLLARETA, A. & GISMONDI, R.-S. & VARAS-MALCA, R. & URBINA, M. & LAMBERT, O. (2016)** Distribution of fossil marine vertebrates in Cerro Colorado, the type locality of the giant raptorial sperm whale *Livyatan melvillei* (Miocene, Pisco Formation, Peru). *Journal of Maps*, 12 (3): 543-557  
<http://dx.doi.org/10.1080/17445647.2015.1048315>
- BICE, K.N. & SHIMADA, K. (2016)** Fossil marine vertebrates from the Codell Sandstone Member (middle Turonian) of the Upper Cretaceous Carlile Shale in Jewell County, Kansas, USA. *Cretaceous Research*, 65: 172-198 <http://dx.doi.org/10.1016/j.cretres.2016.04.017>
- BOESSENECKER, R.W. (2016)** First record of the megatoothed shark *Carcharocles megalodon* from the Mio-Pliocene Purisima Formation of Northern California. *PaleoBios*, 33: 1-7
- BOGAN, S. & AGNOLIN, F.L. & NOVAS, F.E. (2016)** New selachian records from the Upper Cretaceous of southern Patagonia: paleobiogeographical implications and the description of a new taxon. *Journal of Vertebrate Paleontology*, 36 (3): e1105235  
<http://dx.doi.org/10.1080/02724634.2016.1105235>
- BOYD, B.M. (2016)** Fossil sharks and rays of Gainesville creeks; Alachua County, Florida: Hogtown group; (middle Miocene to lower Pliocene). *Florida Paleontological Society, Special Publication*
- BRITO, P.M. & RICHTER, M. (2016)** The contribution of Sir Arthur Smith Woodward to the palaeoichthyology of Brazil – Smith Woodward's types from Brazil. *Geological Society, London, Special Publications*, 430: 201-217 <http://dx.doi.org/10.1144/SP430.12>
- CAPPETTA, H. & CASE, G.R. (2016)** A Selachian Fauna from the Middle Eocene (Lutetian, Lisbon Formation) of Andalusia, Covington County, Alabama, USA. *Palaeontographica, Abt. A*, 307 (1-6): 43 - 103

- CAPPETTA, H. & GREGOROVÁ, R. & ADNET, S. (2016)** New selachian assemblages from the Oligocene of Moravia (Czech Republic). *Neues Jahrbuch für Geologie und Paläontologie, Abhandlungen*, 280 (3): 241-257 <http://dx.doi.org/10.1127/njgpa/2016/0579>
- CARRILLO-BRICEÑO, J.D. & AGUILERA, O.A. & DE GRACIA, C. & AGUIRRE-FERNÁNDEZ, G. & KINDLIMANN, R. & SÁNCHEZ-VILLAGRA, M.R. (2016)** An Early Neogene Elasmobranch fauna from the southern Caribbean (Western Venezuela). *Palaeontologia Electronica* 19.2.27A: 1-32
- CARRILLO-BRICEÑO, J.D. & ARGYRIOU, T. & ZAPATA, V. & KINDLIMANN, R. & JARAMILLO, C. (2016)** A new early Miocene (Aquitanian) Elasmobranchii assemblage from the La Guajira Peninsula, Colombia. *Ameghiniana*, 53: 77–99 <http://dx.doi.org/10.5710/AMGH.26.10.2015.2931>
- CORRAL, J.C. & BERRETEAGA, A. & CAPPETTA, H. (2016)** Upper Maastrichtian shallow marine environments and neoselachian assemblages in North Iberian palaeomargin (Castilian Ramp, Spain). *Cretaceous Research*, 57: 639-661 <http://dx.doi.org/10.1016/j.cretres.2015.08.001>
- CULLEN, T.M. & FANTI, F. & CAPOBIANCO, C. & RYAN, M.J. & EVANS, D.C. (2016)** A vertebrate microsite from a marine-terrestrial transition in the Foremost Formation (Campanian) of Alberta, Canada, and the use of faunal assemblage data as a paleoenvironmental indicator. *Palaeogeography, Palaeoclimatology, Palaeoecology*, 444: 101–114 <http://dx.doi.org/10.1016/j.palaeo.2015.12.015>
- CUNY, G. & KRISTENSEN, J.B. & STEMMERIK, L. (2016)** First record of Lagarodus (Chondrichthyes: Euchondrocephali) from the Carboniferous of Svalbard, Arctic Norway. *Norwegian Journal of Geology*, 96 (1): 1-5 <http://dx.doi.org/10.17850/njg96-1-01>
- DE RENZI, M. & MANZANARES, E. & MARIN-MONFORT, M.D. & BOTELLA, H. (2016)** Comments on "Dental lessons from past to present: ultrastructure and composition of teeth from plesiosaurs, dinosaurs, extinct and recent sharks" by A. Lubke, J. Enax, K. Loza, O. Prymak, P. Gaengler, H.-O. Fabritius, D. Raabe and M. Epple, *RSC Adv.*, 2015, 5, 61612. *Royal Society of Chemistry Advances*, 6 (78): 74384-74388 <http://dx.doi.org/10.1039/c6ra16316e>
- FANTI, F. & MINELLI, D. & CONTE, G.L. & MIYASHITA, T. (2016)** An exceptionally preserved Eocene shark and the rise of modern predator–prey interactions in the coral reef food web. *Zoological Letters*, 2: 9 <http://dx.doi.org/10.1186/s40851-016-0045-4>
- FIEMAN, D.M. (2016)** Comparing body size of the sand tiger shark *Striatolamia macrota* from Eocene localities in the Eureka Sound Formation, Banks Island, northern Canada, and the Tuscahoma Formation, Meridian, Mississippi. *Undergraduate Honors Theses. Paper 1050, University of Colorado, Boulder*
- FREDERICKSON, J.A. & COHEN, J.E. & BERRY, J.L. (2016)** Ontogeny and life history of a large lamniform shark from the Early Cretaceous of North America. *Cretaceous Research*, 59: 272–277 <http://dx.doi.org/10.1016/j.cretres.2015.11.007>
- GINTER, M. (2016)** The heterodonty in euselachian sharks from the Pennsylvanian of Nebraska. *Acta Geologica Polonica*, 66 (3): 299–312 <http://dx.doi.org/10.1515/agp-2016-0015>
- GUINOT, G. & CAVIN, L. (2016)** 'Fish' (Actinopterygii and Elasmobranchii) diversification patterns through deep time. *Biological Reviews*, 91 (4): 950-981 <http://dx.doi.org/10.1111/brv.12203>
- HOFFMAN, B.L. & HAGEMAN, S.A. & CLAYCOMB, G.D. (2016)** Scanning electron microscope examination of the dental enameloid of the Cretaceous durophagous shark *Ptychodus* supports neoselachian classification. *Journal of Paleontology*, 90 (4): 741-762 <http://dx.doi.org/10.1017/jpa.2016.64>
- HÜBNER, T.R. (2016)** A Devonian phoebodont shark tooth from a Lower Cretaceous karst fill. *Neues Jahrbuch für Geologie und Paläontologie, Abhandlungen*, 279 (1): 1-6 <http://dx.doi.org/10.1127/njgpa/2016/0535>
- ITANO, W.M. (2016)** Addendum to: A tale of two holotypes: Rediscovery of the type specimen of *Edestus minor*. *The Geological Curator*, 10 (5): 233 - 234
- JACQUEMIN, S.J. & CICIMURRI, D.J. & EBERSOLE, J.A. & JONES, M. & WHETSTONE, Z. & CIAMPAGLIO, C.N. (2016)** Quantifying heterodonty in the late Devonian (Upper Famennian) sharks *Cladoselache* and *Ctenacanthus* from the Ohio Shale, USA. *PalArch's Journal of Vertebrate Palaeontology* 13 (1): 1-20

- JOHNSON-RANSOM, E. & SHIMADA, K. (2016)** Fossil Fishes from the Pfeifer Shale Member of the Upper Cretaceous Greenhorn Limestone in North-Central Kansas, U.S.A. *Transactions of the Kansas Academy of Science*, 119 (2): 201-207 <http://dx.doi.org/10.1660/062.119.0211>
- JOHNSON-RANSOM, E. & SHIMADA, K. & KIRKLAND, J.I. (2016)** The Late Cretaceous Lamniform Shark, *Cretoxyrhina mantelli*, from the Fairport Chalky Shale Member of the Carlile Shale in Northeastern Nebraska. *Transactions of the Kansas Academy of Science*, 119 (2): 208–210 <http://dx.doi.org/10.1660/062.119.0212>
- JOST, J. & KEMPF, O. & KÄLIN, D. (2016)** Stratigraphy and palaeoecology of the Upper Marine Molasse (OMM) of the central Swiss Plateau. *Swiss Journal of Geosciences*, 109 (2): 149-169 <http://dx.doi.org/10.1007/s00015-016-0223-6>
- KHAMHA, S. & CUNY, G. & LAUPRASERT, K. (2016)** Revision of *Isanodus paladeji* (Elasmobranchii, Hybodontiformes) from the Lower Cretaceous of Thailand. *Paläontologische Zeitschrift*, 90 (3): 533-541 <http://dx.doi.org/10.1007/s12542-015-0282-4>
- KRIWET, J. & ENGELBRECHT, A. & MÖRS, T. & REGUEROCD, M. & PFAFF, C. (2016)** Ultimate Eocene (Priabonian) chondrichthyans (Holocephali, Elasmobranchii) of Antarctica. *Journal of Vertebrate Paleontology*, 36 (4): e1160911 <http://dx.doi.org/10.1080/02724634.2016.1160911>
- KRIWET, J. & KLUG, S. (2016)** Crassodontidanidae, a replacement name for Crassonotidae Kriwet and Klug, 2011 (Chondrichthyes, Hexanchiformes). *Journal of Vertebrate Paleontology*, 36 (4): e1119698 <http://dx.doi.org/10.1080/02724634.2016.1119698>
- KÜHNDAHL, C. (2016)** *Ptychodus* im Coniacium der Lägerdorfer Schreibkreide. *Arbeitskreis Paläontologie Hannover*, 44: 85–93
- LADWIG, J. & POLKOWSKY, S. (2016)** Der Flossenstachel eines Haies der Gattung *Heterodontus* (Neoselachii, Heterodontiformes) aus einem Flintgeschiebe des Daniums von Fünen. *Der Geschiebesammler*, 48 (4): 129-133
- LAKIN, R.J. & DUFFIN, C.J. & HILDEBRANDT, C. & BENTON, M.J. (2016)** The Rhaetian vertebrates of Chipping Sodbury, South Gloucestershire, UK, a comparative study. *Proceedings of the Geologists' Association*, 127 (1): 40–52 <http://dx.doi.org/10.1016/j.pgeola.2016.02.010>
- LICHT, L. & FISCHER, J. (2016)** Eikapselformen bei Knorpelfischen. *Elasmoskop*, 16 (März): 3-5
- LOMAX, D.R. & ROBINSON, P. & CLEAL, C.J. & BOWDEN, A. & LARKIN, N.R. (2016)** Exceptional preservation of Upper Carboniferous (lower Westphalian) fossils from Edlington, Doncaster, South Yorkshire, UK. *Geological Journal*, 51 (1): 42-50 <http://dx.doi.org/10.1002/gj.2602>
- MAISCH, M.W. & MATZKE, A.T. (2016)** A new hybodontid shark (Chondrichthyes, Hybodontiformes) from the Lower Jurassic Posidonienschiefer Formation of Dotternhausen, SW Germany. *Neues Jahrbuch für Geologie und Paläontologie, Abhandlungen*, 280 (3): 241-257 <http://dx.doi.org/10.1127/njgpa/2016/0577>
- MAISEY, J.G. & DENTON, J.S.S. (2016)** Dermal denticle patterning in the Cretaceous hybodont shark *Tribodus limae* (Euselachii, Hybodontiformes), and its implications for the evolution of patterning in the chondrichthyan dermal skeleton. *Journal of Vertebrate Paleontology*, 36 (5): e1179200 <http://dx.doi.org/10.1080/02724634.2016.1179200>
- MALYSHKINA, T.P. & WARD, D.J. (2016)** The Turanian Basin in the Eocene: the new data on the fossil sharks and rays from the Kyzylkum Desert (Uzbekistan). *Proceedings of the Zoological Institute, Russian Academy of Sciences*, 320 (1): 50–65
- MAXWELL, E.E. & ALEXANDER, S. & BECHLY, G. & ECK, K. & FREY, E. & GRIMM, K. & KOVAR-EDER, J. & MAYR, G. & MICKLICH, N. & RASSER, M. & ROTH-NEBELSICK, A. & SALVADOR, R.B. & SCHOCH, R.R. & SCHWEIGERT, G. & STINNESBECK, W. & WOLF-SCHWENNINGER, K. & ZIEGLER, R. (2016)** The Rauenberg fossil Lagerstätte (Baden-Württemberg, Germany): A window into early Oligocene marine and coastal ecosystems of Central Europe. *Palaeogeography, Palaeoclimatology, Palaeoecology*, 463: 238–260 <http://dx.doi.org/10.1016/j.palaeo.2016.10.002>
- MCINTOSH, A.P. & SHIMADA, K. & EVERHART, M.J. (2016)** Late Cretaceous Marine Vertebrate Fauna from the Fairport Chalk Member of the Carlile Shale in Southern Ellis County, Kansas, U.S.A.

*Transactions of the Kansas Academy of Science*, 119 (2): 222–230  
<http://dx.doi.org/10.1660/062.119.0214>

**MEARS, E.M. & ROSSI, V. & MACDONALD, E. & COLEMAN, G. & DAVIES, T.G. & ARIAS-RIESGO, C. & HILDEBRANDT, C. & THIEL, H. & DUFFIN, C.J. & WHITESIDE, D.I. & BENTON, M.J. (2016)** The Rhaetian (Late Triassic) vertebrates of Hampstead Farm Quarry, Gloucestershire, UK. *Proceedings of the Geologists' Association*, 127 (4): 478–505  
<http://dx.doi.org/10.1016/j.pgeola.2016.05.003>

**MERZERAUD, G. & EL MABROUK ESSID & MARZOUGUI, W. & AMMAR, H.K. & ADNET, S. & MARIVAUX, L. & TABUCE, R. & VIANEY-LIAUD, M. (2016)** Stratigraphie et sédimentologie des dépôts marins et continentaux d'âge éocène moyen à miocène en Tunisie centrale (région du Djebel el Kébar). *Bulletin de la Société Géologique de France*, 187 (1): 11-25  
<http://dx.doi.org/10.2113/gssgfbull.187.1.11>

**MERZERAUD, G. & ESSID, E. & MARZOUGUI, W. & AMMAR, H.K. & ADNET, S. & MARIVAUX, L. & TABUCE, R. & VIANEY-LIAUD, M. (2016)** Stratigraphy and sedimentology of the middle Eocene Miocene marine and continental deposits in central Tunisia (Djebel el Kebar region). *Bulletin De La Societe Geologique De France*, 187 (1): 11-25

**MO, J. & BUFFETAUT, E. & TONG, H. & AMIOT, R. & CAVIN, L. & CUNY, G. & SUTEETHORN, V. & SUTEETHORN, S. & JIANG, S. (2016)** Early Cretaceous vertebrates from the Xinlong Formation of Guangxi (southern China): a review. *Geological Magazine*, 153 (1): 143-159  
<http://dx.doi.org/10.1017/S0016756815000394>

**MOLLEN, F.H. & VAN BAKEL, B.W.M. & JAGT, J.W.M. (2016)** A partial braincase and other skeletal remains of Oligocene angel sharks (Chondrichthyes, Squatiniformes) from northwest Belgium, with comments on squatinoid taxonomy. *Contributions to Zoology*, 85 (2) 147-171

**MONTGOMERY, H. & CLARK, S. (2016)** Paleogeology of the Gaddis site in the Upper Cretaceous Aguja Formation, Terlingua, Texas. *Palaios*, 31 (7): 347-357 <http://dx.doi.org/10.2110/palo.2015.099>

**NÉRAUDEAU, D. & SAINT MARTIN, S. & BATTEN, D.J. & COLIN, J.-P. & DAVIERO-GOMEZ, V. & GIRARD, V. & GOMEZ, B. & NOHRA, Y.A. & POLETTE, F. & PLATEL, J.-P. & SAINT MARTIN, J.-P. & VULLO, R. (2016)** Palaeontology of the upper Turonian paralic deposits of the Sainte-Mondane Formation, Aquitaine Basin, France. *Geologica Acta*, 14 (1): 53-69

**NIEDŹWIEDZKI, G. & BAJDEK, P. & OWOCKI, K. & KEAR, B.P. (2016)** An Early Triassic polar predator ecosystem revealed by vertebrate coprolites from the Bulgo Sandstone (Sydney Basin) of southeastern Australia. *Palaeogeography, Palaeoclimatology, Palaeoecology*, 464: 5–15  
<http://dx.doi.org/10.1016/j.palaeo.2016.04.003>

**Ó GOGÁIN, A. & FALCON-LANG, H.J. & CARPENTER, D.K. & MILLER, R.F. & BENTON, M.J. & PUF AHL, P.K. & RUTA, M. & DAVIES, T.G. & HINDS, S.J. & STIMSON, M.R. (2016)** Fish and tetrapod communities across a marine to brackish salinity gradient in the Pennsylvanian (early Moscovian) Minto Formation of New Brunswick, Canada, and their palaeoecological and palaeogeographical implications. *Palaeontology*, 59 (5): 689–724 <http://dx.doi.org/10.5061/dryad.nc3f2>

**Ó GOGÁIN, A. & FALCON-LANG, H.J. & CARPENTER, D.K. & MILLER, R.F. & BENTON, M.J. & PUF AHL, P.K. & RUTA, M. & DAVIES, T.G. & HINDS, S.J. & STIMSON, M.R. (2016)** Fish and tetrapod communities across a marine to brackish salinity gradient in the Pennsylvanian (early Moscovian) Minto Formation of New Brunswick, Canada, and their palaeoecological and palaeogeographical implications. *Palaeontology*, 59 (5): 689–724 <http://dx.doi.org/10.5061/dryad.nc3f2>

**OUROUMOVA, O. & SHIMADA, K. & KIRKLAND, J.I. (2016)** Fossil Marine Vertebrates from the Blue Hill Shale Member (Middle Turonian) of the Upper Cretaceous Carlile Shale in Northeastern Nebraska. *Transactions of the Kansas Academy of Science*, 119 (2): 211–221  
<http://dx.doi.org/10.1660/062.119.0213>

**PIMIENTO, C. & MACFADDEN, B.J. & CLEMENTS, C.F. & VARELA, S. & JARAMILLO, C. & VELEZ-JUARBE, J. & SILLIMAN, B.R. (2016)** Geographical distribution patterns of *Carcharocles megalodon* over time reveal clues about extinction mechanisms. *Journal of Biogeography*, 43 (8): 1645–1655 <http://dx.doi.org/10.1111/jbi.12754>

**POLLERSPÖCK, J. (2016)** Laternenhaie in Niederbayern – neue Fossilnachweise dieser mysteriösen Tiefseehaie. *Fossilien*, 33 (6): 44-47

- POPOV, E.V. (2016)** An annotated bibliography of the soviet palaeoichthyologist Leonid Glickman (1929–2000). *Proceedings of the Zoological Institute, Russian Academy of Sciences*, 320 (1): 25–49
- POPOV, E.V. & GLICKMAN, E.L. (2016)** The life and scientific heritage of Leonid Sergeyevich Glickman (1929–2000). *Proceedings of the Zoological Institute, Russian Academy of Sciences*, 320 (1): 4-24
- PŘIKRYL, T. & KANIA, I. & KRZEMIŃSKI, W. (2016)** Synopsis of fossil fish fauna from the Hermanowa locality (Rupelian; Central Paratethys; Poland): current state of knowledge. *Swiss Journal of Geosciences*, 109 (3): 429–443 <http://dx.doi.org/10.1007/s00015-016-0216-5>
- QVARNSTRÖM, M. & NIEDŹWIEDZKI, G. & ŽIGAITĚ, Ž. (2016)** Vertebrate coprolites (fossil faeces): An underexplored Konservat-Lagerstätte. *Earth-Science Reviews*, 162: 44–57 <http://dx.doi.org/10.1016/j.earscirev.2016.08.014>
- RIGAL, S. & CUNY, G. (2016)** On the rarity of anterior teeth of *Asteracanthus magnus* (Euselachii: Hybodontiformes). *Neues Jahrbuch für Geologie und Paläontologie, Abhandlungen*, 279 (1): 35-41 <http://dx.doi.org/10.1127/njgpa/2016/0538>
- ROELOFS, B. & BARHAM, M. & MORY, A.J. & TRINAJSTIC, K. (2016)** Late Devonian and Early Carboniferous chondrichthyans from the Fairfield Group, Canning Basin, Western Australia. *Palaeontologia Electronica*, 19 (1): 4a
- SCHLUNEGGER, F. & JOST, J. & GRÜNIG, A. & TRÜSSEL, M. (2016)** Blatt 1169 Schüpfheim. Geologischer Atlas Schweiz 1: 25 000, Erläut. 148. *Bundesamt für Landestopografie, CH-3084 Wabern*
- SCHOCH, R.R. & SEEGIS, D. (2016)** A Middle Triassic palaeontological gold mine: The vertebrate deposits of Vellberg (Germany). *Palaeogeography, Palaeoclimatology, Palaeoecology*, 459: 249-267 <http://dx.doi.org/10.1016/j.palaeo.2016.07.002>
- SHIMADA, K. & EGI, N. & TSUBAMOTO, T. & MAUNG-MAUNG & THAUNG-HTIKE & ZIN-MAUNG-MAUNG-THEIN & NISHIOKA, Y. & SONODA, T. & TAKAI, M. (2016)** The extinct river shark *Glyphis pagoda* from the Miocene of Myanmar and a review of the fossil record of the genus *Glyphis* (Carcharhiniformes: Carcharhinidae). *Zootaxa*, 4161 (2): 237–251 <http://dx.doi.org/10.11646/zootaxa.4161.2.6>
- SHIMADA, K. & WARD, D.J. (2016)** The oldest fossil record of the megamouth shark from the late Eocene of Denmark and comments on the enigmatic megachasmid origin. *Acta Palaeontologica Polonica*, 61 (4), 2016: 839-845 <http://dx.doi.org/10.4202/app.00248.2016>
- SIBERT, E. & NORRIS, R. & CUEVAS, J. & GRAVES, L. (2016)** Eighty-five million years of Pacific Ocean gyre ecosystem structure: long-term stability marked by punctuated change. *Proceedings of the Royal Society of London, Series B*, 283: 20160189 <http://dx.doi.org/10.1098/rspb.2016.0189>
- SIVERSSON, M. & COOK, T.D. & CEDERSTRÖM, P. & RYAN, H.E. (2016)** Early Campanian (Late Cretaceous) squatiniform and synechodontiform selachians from the Åsen locality, Kristianstad Basin, Sweden. *Geological Society, London, Special Publications*, 434: 251-275 <http://dx.doi.org/10.1144/SP434.9>
- SLATER, T.S. & DUFFIN, C.J. & HILDEBRANDT, C. & DAVIES, T.G. & BENTON, M.J. (2016)** Microvertebrates from multiple bone beds in the Rhaetian of the M4–M5 motorway junction, South Gloucestershire, U.K. *Proceedings of the Geologists' Association*, 127 (4): 464–477 <http://dx.doi.org/10.1016/j.pgeola.2016.07.001>
- SOLER-GIJÓN, R. & POYATO-ARIZA, F.J. & MAISEY, J.G. & LANE, J.A. (2016)** Chondrichthyes. In: *Poyato-Ariza, F.J., Buscalioni, A.D. & Fregenal-Martinez, M. (eds), Las Hoyas: A Cretaceous wetland. A multidisciplinary synthesis after 25 years of research on an exceptional fossil deposit from Spain: 103-113*
- SRDIC, A. & DUFFIN, C.J. & MARTILL, D.M. (2016)** First occurrence of the orectolobiform shark *Akaimia* in the Oxford Clay Formation (Jurassic, Callovian) of England. *Proceedings of the Geologists' Association*, 127: 506–513 <http://dx.doi.org/10.1016/j.pgeola.2016.07.002>
- SZABÓ, M. & KOCSIS, L. (2016)** A new Middle Miocene selachian assemblage (Chondrichthyes, Elasmobranchii) from the Central Paratethys (Nyirád, Hungary): implications for temporal turnover and biogeography. *Geologica Carpathica*, 67 (6): 573–594 <http://dx.doi.org/10.1515/geoca-2016-0036>



- TOSCANO-GRANDE, A. (2016)** Vertebrados marinos del neógeno del suroeste de la Península Ibérica. *Thesis, University of Huelva, Spain*
- TRIKOLIDI, F.A. & NAZARKIN, M.V. (2016)** New data on the cow shark teeth (Hexanchiformes) from the Cretaceous deposits of Sakhalin Island (Russia). *Proceedings of the Zoological Institute, Russian Academy of Sciences*, 320 (1): 66–70
- UNDERWOOD, C. & SMITH, M.M. & JOHANSON, Z. (2016)** Sclerorhynchus atavus and the convergent evolution of rostrum-bearing chondrichthyans. *Geological Society, London, Special Publications*, 430: 129-136 <http://dx.doi.org/10.1144/SP430.7>
- UNDERWOOD, C. & WARD, D. & GUINOT, G. (2016)** Development of understanding of the Mesozoic and Cenozoic chondrichthyan fossil record. *Geological Society, London, Special Publications*, 430: 155-164 <http://dx.doi.org/10.1144/SP430.4>
- VERA-PELÁEZ, J.L. & LOZANO-FRANCISCO, M.C. & PASCUAL-ALAYÓN, P. & BÁEZ, J.C. (2016)** Primera cita de Paratodus benedeni (Le Hon, 1871) (Chondrichthyes, Lamnidae) en los depósitos del Mioceno superior (Tortonense) de Antequera (Málaga) y del Plioceno inferior (Zancliense) del Puerto de Santa María (Cádiz), sur de España. [First record of Paratodus benedeni (Le Hon, 1871) (Chondrichthyes, Lamnidae) in deposits from the Upper Miocene (Tortonian) of Antequera (Málaga) and Lower Pliocene (Zanclian) of Puerto de Santa María (Cádiz), southern Spain.] *Revista Brasileira de Paleontologia*, 19 (2): 341-346
- VULLO, R. & GUINOT, G. & BARBE, G. (2016)** The first articulated specimen of the Cretaceous mackerel shark Haimirichia amonensis gen. nov. (Haimirichiidae fam. nov.) reveals a novel ecomorphological adaptation within the Lamniformes (Elasmobranchii). *Journal of Systematic Palaeontology*, 14 (12): 1003-1024 <http://dx.doi.org/10.1080/14772019.2015.1137983>
- WELTON, B.J. (2016)** First report of Orthechinorhinus (Squaliformes: Etmopteridae) from the Pacific Basin; a new species from Early Oligocene Rocks of Oregon, USA. *New Mexico Museum of Natural History and Science Bulletin*, 74: 303-308
- WELTON, B.J. (2016)** A new dalatiid shark (Squaliformes: Dalatiidae) from the Early Oligocene of Oregon and California, USA. *New Mexico Museum of Natural History and Science Bulletin*, 74: 289-302
- WELTON, B.J. & GOEDERT, J.L. (2016)** New fossil species of Somniosus and Rhinoscyrnus (Squaliformes: Somniosidae), deep water sharks from Oligocene rocks of Western Washington State, USA. *New Mexico Museum of Natural History and Science Bulletin*, 74: 309-326
- WHITESIDE, D.I. & DUFFIN, C.J. & GILL, P.G. & MARSHALL, J.E.A. & BENTON, M.J. (2016)** The Late Triassic and Early Jurassic fissure faunas from Bristol and South Wales. *Palaeontologia Polonica*, 67: 257-287 [http://dx.doi.org/10.4202/pp.2016.67\\_257](http://dx.doi.org/10.4202/pp.2016.67_257)

## 2. Extant Chondrichthyes, Research Articles

- ACEBES, J.M.V. & TULL, M. (2016)** The History and Characteristics of the Mobulid Ray Fishery in the Bohol Sea, Philippines. *PLoS ONE*, 11 (8): e0161444  
<http://dx.doi.org/10.1371/journal.pone.0161444>
- ACERO, A. & TAVERA, J.J. & ANGUILA, R. & HERNÁNDEZ, L. (2016)** A New Southern Caribbean Species of Angel Shark (Chondrichthyes, Squaliformes, Squatinidae), Including Phylogeny and Tempo of Diversification of American Species. *Copeia*, 104 (2): 577-585 <http://dx.doi.org/10.1643/C1-15-292>
- ADAMS, G.D. & FLORES, D. & FLORES, O.G. & AARESTRUP, K. & SVENDSEN, J.C. (2016)** Spatial ecology of blue shark and shortfin mako in southern Peru: local abundance, habitat preferences and implications for conservation *Endangered Species Research*, 31: 19-32  
<http://dx.doi.org/10.3354/esr00744>
- ADEL, M. & CONTI, G.O. & DADAR, M. & MAHJOUB, M. & COPAT, C. & FERRANTE, M. (2016)** Heavy metal concentrations in edible muscle of whitecheek shark, *Carcharhinus dussumieri* (elasmobranchii, chondrichthyes) from the Persian Gulf: A food safety issue. *Food and Chemical Toxicology*, 97: 135–140 <http://dx.doi.org/10.1016/j.fct.2016.09.002>
- ADKINS, M.E. & SIMPFENDORFER, C.A. & TOBIN, A.J. (2016)** Large tropical fishes and their use of the nearshore littoral, intertidal and subtidal habitat mosaic. *Marine and Freshwater Research*, 67 (10): 1534-1545 <http://dx.doi.org/10.1071/mf14339>
- AFONSO, A.S. & NIELLA, Y.V. & CAVALCANTI, E. & ANDRADE, M.B. & AFONSO, J.S. & PINTO, P.S. & HAZIN, F.H.V. (2016)** Spinal deformities in free-ranging bull sharks, *Carcharhinus leucas* (Müller and Henle, 1839), from the western South Atlantic Ocean. *Journal of Applied Ichthyology*, 32 (6): 1217-1220 <http://dx.doi.org/10.1111/jai.13125>
- AFROZ, F. & LANG, A. & HABEGGER, M.L. & MOTTA, P. & HUETER, R. (2016)** Experimental study of laminar and turbulent boundary layer separation control of shark skin. *Bioinspiration & Biomimetics*, 12 (1): 016009 <http://dx.doi.org/10.1088/1748-3190/12/1/016009>
- AGBESI, M.P.K. & NAYLOR, S. & PERKINS, E. & BORSUK, H.S. & SYKES, D. & MACLAINE, J.S. & WANG, Z. & COX, J.P.L. (2016)** Complex flow in the nasal region of guitarfishes. *Comparative Biochemistry and Physiology - Part A, Molecular & Integrative Physiology*, 193: 52-63  
<http://dx.doi.org/10.1016/j.cbpa.2015.12.007>
- AGNESE, M. & VALIANTE, S. & ROSATI, L. & ANDREUCCETTI, P. & PRISCO, M. (2016)** Pituitary adenylate cyclase-activating peptide (PACAP) and PAC(1) receptor in the testis of cartilaginous fish *Torpedo marmorata*: A molecular and phylogenetic study. *Comparative Biochemistry and Physiology - Part B, Biochemistry and Molecular Biology*, 191: 26-35 <http://dx.doi.org/10.1016/j.cbpb.2015.09.002>
- AJEMIAN, M.J. & POWERS, S.P. (2016)** Seasonality and Ontogenetic Habitat Partitioning of Cownose Rays in the Northern Gulf of Mexico. *Estuaries and Coasts*, 39 (4): 1234-1248  
<http://dx.doi.org/10.1007/s12237-015-0052-2>
- AKHILESH, K.V. & WHITE, W.T. & BINEESH, K.K. & PURUSHOTTAMA, G.B. & SINGH, V.V. & ZACHARIA, P.U. (2016)** Redescription of the rare and endangered Broadfin Shark *Lamiopsis temminckii* (Müller & Henle, 1839) (Carcharhiniformes: Carcharhinidae) from the northeastern Arabian Sea. *Zootaxa*, 4175 (2): 155–166 <http://dx.doi.org/10.11646/zootaxa.4175.2.4>
- ALEJO-PLATA, M.D. & AHUMADA-SEMPOAL, M.A. & GOMEZ-MARQUEZ, J.L. & GONZALEZ-ACOSTA, A. (2016)** Population structure and reproductive characteristics of the silky shark *Carcharhinus falciformis* (Muller & Henle, 1839) (Carcharhiniformes: Carcharhinidae) off the coast of Oaxaca, Mexico. *Latin American Journal of Aquatic Research*, 44 (3): 513-524  
<http://dx.doi.org/10.3856/vol44-issue3-fulltext-10>
- ALEXANDER, A.B. & PARKINSON, L.A. & GRANT, K.R. & CARLSON, E. & CAMPBELL, T.W. (2016)** The hemic response of white-spotted bamboo sharks (*Chiloscyllium plagiosum*) with inflammatory disease. *Zoo Biology*, 35 (3): 251-259 <http://dx.doi.org/10.1002/zoo.21280>

- ALLEN, G.R. & ERDMANN, M.V. & WHITE, W.T. & FAHMI & DUDGEON, C.L. (2016)** Review of the bamboo shark genus *Hemiscyllium* (Orectolobiformes: Hemiscyllidae). *Journal of the Ocean Science Foundation*, 23: 51–97
- ALTAMIRANO-SIERRA, A. & VARGAS-NALVARTE, P. (2016)** The White Shark (*Carcharodon carcharias*) in the Ancient Peruvian Ceremonial Centre of Huaca Pucllana. *International Journal of Osteoarchaeology*, 26 (1): 114-120 <http://dx.doi.org/10.1002/oa.2401>
- ALVES, L.M. & NUNES, M. & MARCHAND, P. & LE BIZEC, B. & MENDES, S. & CORREIA, J.P. & LEMOS, M.F. & NOVAIS, S.C. (2016)** Blue sharks (*Prionace glauca*) as bioindicators of pollution and health in the Atlantic Ocean: Contamination levels and biochemical stress responses. *Science of the Total Environment*, 563-564: 282-292 <http://dx.doi.org/10.1016/j.scitotenv.2016.04.085>
- ANDREOTTI, S. & RUTZEN, M. & VAN DER WALT, S. & VON DER HEYDEN, S. & HENRIQUES, R. & MEYER, M. & OOSTHUIZEN, H. & MATTHEE, C.A. (2016)** An integrated mark-recapture and genetic approach to estimate the population size of white sharks in South Africa. *Marine Ecology Progress Series*, 552: 241-253 <http://dx.doi.org/10.3354/meps11744>
- ANDREOTTI, S. & VON DER HEYDEN, S. & HENRIQUES, R. & RUTZEN, M. & MEYER, M. & OOSTHUIZEN, H. & MATTHEE, C.A. (2016)** New insights into the evolutionary history of white sharks, *Carcharodon carcharias*. *Journal of Biogeography*, 43 (2): 328–339 <http://dx.doi.org/10.1111/jbi.12641>
- ANDRZEJACZEK, S. & MEEUWIG, J. & ROWAT, D. & PIERCE, S. & DAVIES, T. & FISHER, R. & MEEKAN, M. (2016)** The ecological connectivity of whale shark aggregations in the Indian Ocean: a photo-identification approach. *Royal Society Open Science*, 3 (11): 160455 <http://dx.doi.org/10.1098/rsos.160455>
- APPS, K. & DIMMOCK, K. & LLOYD, D. & HUVENEERS, C. (2016)** In the Water with White Sharks (*Carcharodon carcharias*): Participants' Beliefs toward Cage-diving in Australia. *Anthrozoös: A multidisciplinary journal of the interactions of people and animals*, 29 (2): 231-245 <http://dx.doi.org/10.1080/08927936.2016.1152714>
- ARAÚJO, P.R. & ODDONE, M.C. & VELASCO, G. (2016)** Reproductive biology of the stingrays, *Myliobatis goodei* and *Myliobatis ridens* (Chondrichthyes: Myliobatidae), in southern Brazil. *Journal of Fish Biology*, 89 (1): 1043–1067 <http://dx.doi.org/10.1111/jfb.13015>
- ARI, C. & D'AGOSTINO, D.P. (2016)** Contingency checking and self-directed behaviors in giant manta rays: Do elasmobranchs have self-awareness? *Journal of Ethology*, 34 (2): 167-174 <http://dx.doi.org/10.1007/s10164-016-0462-z>
- ARMANSIN, N.C. & LEE, K.A. & HUVENEERS, C. & HARCOURT, R.G. (2016)** Integrating social network analysis and fine-scale positioning to characterize the associations of a benthic shark. *Animal Behaviour*, 115: 245–258 <http://dx.doi.org/10.1016/j.anbehav.2016.02.014>
- ARMSTRONG, A.O. & ARMSTRONG, A.J. & JAINE, F.R. & COUTURIER, L.I. & FIORA, K. & URIBE-PALOMINO, J. & WEEKS, S.J. & TOWNSEND, K.A. & BENNETT, M.B. & RICHARDSON, A.J. (2016)** Prey Density Threshold and Tidal Influence on Reef Manta Ray Foraging at an Aggregation Site on the Great Barrier Reef. *PLoS ONE*, 11 (5): e0153393 <http://dx.doi.org/10.1371/journal.pone.0153393>
- ARTHINGTON, A.H. & DULVY, N.K. & GLADSTONE, W. & WINFIELD, I.J. (2016)** Fish conservation in freshwater and marine realms: status, threats and management. *Aquatic Conservation: Marine and Freshwater Ecosystems*, 26: 838–857 <http://dx.doi.org/10.1002/aqc.2712>
- ASIS, A.M. & LACSAMANA, J.K. & SANTOS, M.D. (2016)** Illegal trade of regulated and protected aquatic species in the Philippines detected by DNA barcoding. *Mitochondrial DNA*, 27 (1): 659-666 <http://dx.doi.org/10.3109/19401736.2014.913138>
- ATKINSON, C.J. & MARTIN, K.J. & FRASER, G.J. & COLLIN, S.P. (2016)** Morphology and distribution of taste papillae and oral denticles in the developing oropharyngeal cavity of the bamboo shark, *Chiloscyllium punctatum*. *Biology Open*, bio.022327 <http://dx.doi.org/10.1242/bio.022327>
- AUSTIN, C.M. & TAN, M.H. & CROFT, L.J. & MEEKAN, M.G. & GAN, H.Y. & GAN, H.M. (2016)** The complete mitogenome of the bluespotted ribbontail ray *Taeniura lymma* (Forsskål, 1775) (Elasmobranchii: Myliobatiformes: Dasyatidae). *Mitochondrial DNA*, 27 (5): 3205-3207 <http://dx.doi.org/10.3109/19401736.2015.1007348>

- AUSTIN, C.M. & TAN, M.H. & LEE, Y.P. & CROFT, L.J. & MEEKAN, M.G. & GAN, H.M. (2016)** The complete mitogenome of the cow tail ray *Pastinachus atrus* (Macleay, 1883) (Elasmobranchii; Myliobatiformes; Dasyatidae). *Mitochondrial DNA*, 27 (2): 1372-1373 <http://dx.doi.org/10.3109/19401736.2014.947586>
- BAEZ, J.C. (2016)** Assessing the influence of the North Atlantic Oscillation on a migratory demersal predator in the Alboran Sea. *Journal of the Marine Biological Association of the United Kingdom*, 96 (7): 1499-1505 <http://dx.doi.org/10.1017/s0025315415001782>
- BAEZ, J.C. & CRESPO, G.O. & GARCIA-BARCELONA, S. & DEURBINA, J.M.O. & MACIAS, D. (2016)** Understanding pelagic stingray (*Pteroplatytrygon violacea*) by-catch by Spanish longliners in the Mediterranean Sea. *Journal of the Marine Biological Association of the United Kingdom*, 96 (7): 1387-1394 <http://dx.doi.org/10.1017/s0025315415001253>
- BALL, R.E. & OLIVER, M.K. & GILL, A.B. (2016)** Early life sensory ability - ventilatory responses of thornback ray embryos (*Raja clavata*) to predator-type electric fields. *Developmental Neurobiology*, 76 (7): 721-729 <http://dx.doi.org/10.1002/dneu.22355>
- BALL, R.E. & SERRA-PEREIRA, B. & ELLIS, J. & GENNER, M.J. & IGLÉSÍAS, S. & JOHNSON, A.F. & JONES, C.S. & LESLIE, R. & LEWIS, J. & MARIANI, S. & MENEZES, G. & NEAT, F. & NOBLE, L.R. & SIMS, D.W. & GRIFFITHS, A.M. (2016)** Resolving taxonomic uncertainty in vulnerable elasmobranchs: are the Madeira skate (*Raja maderensis*) and the thornback ray (*Raja clavata*) distinct species? *Conservation Genetics*, 17 (3): 565-576 <http://dx.doi.org/10.1007/s10592-015-0806-1>
- BALLANTYNE, J.S. (2016)** Some of the most interesting things we know, and don't know, about the biochemistry and physiology of elasmobranch fishes (sharks, skates and rays). *Comparative Biochemistry and Physiology - Part B, Biochemistry and Molecular Biology*, 199: 21-28 <http://dx.doi.org/10.1016/j.cbpb.2016.03.005>
- BAÑÓN, R. & ARRONTE, J.C. & RODRIGUEZ-CABELLO, C. & PIÑEIRO, C.-G. & PUNZON, A. & SERRANO, A. (2016)** Commented checklist of marine fishes from the Galicia Bank seamount (NW Spain). *Zootaxa*, 4067 (3): 293-333 <http://dx.doi.org/10.11646/zootaxa.4067.3.2>
- BAÑÓN, R. & MAÑO, T. & MUCIENTES, G. (2016)** Observations of newborn blue sharks *Prionace glauca* in shallow inshore waters of the north-east Atlantic Ocean. *Journal of Fish Biology*, 89 (4): 2167-2177 <http://dx.doi.org/10.1111/jfb.13082>
- BARBINI, S.A. & LUCIFORA, L.O. (2016)** Big fish (and a smallish skate) eat small fish: diet variation and trophic level of *Sympterygia acuta*, a medium-sized skate high in the food web. *Marine Ecology*, 37 (2): 283-293 <http://dx.doi.org/10.1111/maec.12273>
- BARBINI, S.A. & LUCIFORA, L.O. (2016)** Diet composition and feeding habits of the eyespot skate, *Atlantoraja cyclophora* (Elasmobranchii: Arhynchobatidae), off Uruguay and northern Argentina. *Neotropical Ichthyology*, 14 (3): e160032 <http://dx.doi.org/10.1590/1982-0224-20160032>
- BARBOSA, M.L.V. & TAVARES, D.C. & SICILIANO, S. & DEMOURA, J.F. & COSTA-NETO, E.M. & MOTTA, F.D. & KOIKE, C.D. (2016)** Interactions between whale sharks, *Rhincodon typus* Smith, 1928 (Orectolobiformes, Rhincodontidae), and Brazilian fisheries: The need for effective conservation measures. *Marine Policy*, 73: 210-215 <http://dx.doi.org/10.1016/j.marpol.2016.08.007>
- BARNES, C.J. & BUTCHER, P.A. & MACBETH, W.G. & MANDELMAN, J.W. & SMITH, S.D.A. & PEDDEMORS, V.M. (2016)** Movements and mortality of two commercially exploited carcharhinid sharks following longline capture and release off eastern Australia. *Endangered Species Research*, 30: 193-208 <http://dx.doi.org/10.3354/esr00730>
- BARNES, M.L. & LYNHAM, J. & KALBERG, K. & LEUNG, P. (2016)** Social networks and environmental outcomes. *Proceedings of the National Academy of Sciences of the United States of America*, 113 (23): 6466-6471 <http://dx.doi.org/10.1073/pnas.1523245113>
- BARNETT, A. & PAYNE, N.L. & SEMMENS, J.M. & FITZPATRICK, R. (2016)** Ecotourism increases the field metabolic rate of whitetip reef sharks. *Biological Conservation*, 199: 132-136 <http://dx.doi.org/10.1016/j.biocon.2016.05.009>
- BARRETO, B.N. & FERRER, M.V.D. & BALDASSIN, P. & BOBANY, M.D. (2016)** Hematological parameters in shortnose guitarfish *Zapteryx brevirostris* Muller and Henle, 1841 (Chondrichthyes, Rhinobatidae). *Revista Mvz Cordoba*, 21 (1): 5265-5271

- BARRETO, R. & FERRETTI, F. & MILLS, J. & AMORIM, A. & ANDRADE, H. & WORM, B. & LESSA, R. (2016)** Trends in the exploitation of South Atlantic shark populations. *Conservation Biology*, 30 (4): 792-804 <http://dx.doi.org/10.1111/cobi.12663>
- BARRETO, R.R. & DE FARIAS, W.K.T. & ANDRADE, H. & SANTANA, F.M. & LESSA, R. (2016)** Age, Growth and Spatial Distribution of the Life Stages of the Shortfin Mako, *Isurus oxyrinchus* (Rafinesque, 1810) Caught in the Western and Central Atlantic. *PLoS ONE*, 11 (4): e0153062 <http://dx.doi.org/10.1371/journal.pone.0153062>
- BAŞUSTA, N. & BAŞUSTA, A. (2016)** New records of neonate and juvenile sharks (*Heptranchias perlo*, *Squatina aculeata*, *Etmopterus spinax*) from the North-eastern Mediterranean Sea. *Marine Biodiversity*, 46 (2): 525-527 <http://dx.doi.org/10.1007/s12526-015-0391-z>
- BELL, J.D. & LYLE, J.M. (2016)** Post-Capture Survival and Implications for By-Catch in a Multi-Species Coastal Gillnet Fishery. *PLoS ONE*, 11 (11): e0166632 <http://dx.doi.org/10.1371/journal.pone.0166632>
- BELLEGGIA, M. & ANDRADA, N. & PAGLIERI, S. & CORTÉS, F. & MASSA, A.M. & FIGUEROA, D.E. & BREMEC, C. (2016)** Trophic ecology of yellownose skate *Zearaja chilensis*, a top predator in the south-western Atlantic Ocean. *Journal of Fish Biology*, 88 (3): 1070–1087 <http://dx.doi.org/10.1111/jfb.12878>
- BELLQUIST, L. & SEMMENS, B.X. (2016)** Temporal and spatial dynamics of 'trophy'-sized demersal fishes off the California (USA) coast, 1966 to 2013. *Marine Ecology Progress Series*, 547: 1-18 <http://dx.doi.org/10.3354/meps11667>
- BEN AMOR, M. & MOURAD, D. & YOUSSEF, D. & MANSOR, B. & SALEM, M. & CAPAPÉ, C. (2016)** Confirmed occurrence in the Mediterranean Sea of milk shark *Rhizoprionodon acutus* (Chondrichthyes: Carcharhinidae) and first record off the Tunisian coast. *Cahiers de Biologie Marine*, 57 (2): 145-149
- BERNARD, A.M. & FELDHEIM, K.A. & HEITHAUS, M.R. & WINTNER, S.P. & WETHERBEE, B.M. & SHIVJI, M.S. (2016)** Global Population Genetic Dynamics of a Highly Migratory, Apex Predator Shark. *Molecular Ecology*, 25 (21): 5312-5329 <http://dx.doi.org/10.1111/mec.1384>
- BERNVI, D.C. (2016)** Ontogenetic Influences on Endothermy in the Great White Shark (*Carcharodon carcharias*). *Master Thesis, Stockholm University*
- BERTHE, C. & LECCHINI, D. (2016)** Influence of boat noises on escape behaviour of white-spotted eagle ray *Aetobatus ocellatus* at Moorea Island (French Polynesia). *Comptes Rendus Biologies*, 339 (2): 99-103 <http://dx.doi.org/10.1016/j.crvbi.2016.01.001>
- BERTHE, C. & MOURIER, J. & LECCHINI, D. & RUMMER, J.L. & SELLOS, D.Y. & IGLÉSÍAS, S.P. (2016)** DNA barcoding supports the presence of the cryptic ocellated eagle ray, *Aetobatus ocellatus* (Myliobatidae), in French Polynesia, South Pacific. *Cybium*, 40 (2): 181-184
- BEST, P.B. & PHOTOPOULOU, T. (2016)** Identifying the "demon whale-biter": Patterns of scarring on large whales attributed to a cookie-cutter shark *Isistius* sp. *PLoS ONE*, 11 (4): e0152643 <http://dx.doi.org/10.1371/journal.pone.0152643>
- BEZERRA, N.P.A. & TRAVASSOS, P. & HAZIN, F.H.V. (2016)** Vulnerability to longline fisheries of three hammerhead shark *Sphyrna* species in the south-western and equatorial Atlantic Ocean. *Journal of Fish Biology*, 89 (2): 1419-1433 <http://dx.doi.org/10.1111/jfb.13062>
- BIGMAN, J.S. & KNUCKEY, J.D.S. & EBERT, D.A. (2016)** Color aberrations in Chondrichthyan fishes: first records in the genus *Bathyraja* (Chondrichthyes: Rajiformes: Arhynchobatidae). *Marine Biodiversity*, 46 (3): 579–587 <http://dx.doi.org/10.1007/s12526-015-0403-z>
- BISHOP, J.M. & MOORE, A.B.M. & ALSAFFAR, A.H. & ABDUL GAFFAR, A.R. (2016)** The distribution, diversity and abundance of elasmobranch fishes in a modified subtropical estuarine system in Kuwait. *Journal of Applied Ichthyology*, 32 (1): 75–82 <http://dx.doi.org/10.1111/jai.12980>
- BLOWER, D.C. & OVENDEN, J.R. (2016)** The complete mitochondrial genome of the sandbar shark *Carcharhinus plumbeus*. *Mitochondrial DNA*, 27 (2): 923-924 <http://dx.doi.org/10.3109/19401736.2014.926487>

- BOLAÑO-MARTÍNEZ, N. & BAYONA-VASQUEZ, N. & URIBE-ALCOCER, M. & DÍAZ-JAÍMES, P. (2016)** The mitochondrial genome of the hammerhead *Sphyrna zygaena*. *Mitochondrial DNA*, 27 (3): 2098-2099 <http://dx.doi.org/10.3109/19401736.2014.982574>
- BONELLO, J.J. & BONNICI, L. & FERRARI, A. & CARIANI, A. & SCHEMBRI, P.J. (2016)** Not all that clear cut: intraspecific morphological variability in *Squalus blainville* (Risso, 1827) and implications for identification of the species. *Journal of the Marine Biological Association of the United Kingdom*, 96 (8): 1585-1596 <http://dx.doi.org/10.1017/s0025315415001915>
- BONFIL, R. (2016)** Identification Guide to Common Sharks and Rays of the Caribbean. *FAO FishFinder Programme. Rome, Italy*
- BOOMSMA, A. & SOTIROPOULOS, F. (2016)** Direct numerical simulation of sharkskin denticles in turbulent channel flow. *Physics of Fluids*, 28: 035106 <http://dx.doi.org/10.1063/1.4942474>
- BORSA, P. & BÉAREZ, P. (2016)** Notes on the origin of Müller and Henle's illustration and type material of the blue-spotted maskray *Neotrygon kuhlii* (Myliobatoidei: Dasyatidae). *Cybium*, 40 (3): 255-258
- BORSA, P. & DURAND, J.D. & CHEN, W.J. & HUBERT, N. & MUTHS, D. & MOU-THAM, G. & KULBICKI, M. (2016)** Comparative phylogeography of the western Indian Ocean reef fauna. *Acta Oecologica*, 72: 72-86 <http://dx.doi.org/10.1016/j.actao.2015.10.009>
- BORSA, P. & SHEN, K.-N. & ARLYZA, I.S. & HOAREAU, T.B. (2016)** Multiple cryptic species in the blue-spotted maskray (Myliobatoidei: Dasyatidae: *Neotrygon* spp.): An update. *Comptes Rendus Biologies*, 339 (9-10): 417-426 <http://dx.doi.org/10.1016/j.crv.2016.07.004>
- BOWDEN, D.L. & VARGAS-CARO, C. & OVENDEN, J.R. & BENNETT, M.B. & BUSTAMANTE, C. (2016)** The phylogenomic position of the grey nurse shark *Carcharias taurus* Rafinesque, 1810 (Lamniformes, Odontaspidae) inferred from the mitochondrial genome. *Mitochondrial DNA*, 27 (6): 4328-4330 <http://dx.doi.org/10.3109/19401736.2015.1089486>
- BRACCINI, M. & AIRES-DA-SILVA, A. & TAYLOR, I. (2016)** Incorporating movement in the modelling of shark and ray population dynamics: approaches and management implications. *Reviews in Fish Biology and Fisheries*, 26 (1): 13-24 <http://dx.doi.org/10.1007/s11160-015-9406-x>
- BRACCINI, M. & TAYLOR, S. (2016)** The spatial segregation patterns of sharks from Western Australia. *Royal Society Open Science*, 3 (8): 160306 <http://dx.doi.org/10.1098/rsos.160306>
- BRANCO-NUNES, I. & VERAS, D. & OLIVEIRA, P. & HAZIN, F. (2016)** Vertical movements of the southern stingray, *Dasyatis americana* (Hildebrand & Schroeder, 1928) in the Biological Reserve of the Rocas Atoll, Brazil. *Latin American Journal of Aquatic Research*, 44 (2): 216-227 <http://dx.doi.org/10.3856/vol44-issue2-fulltext-3>
- BRANCO-NUNES, I.S.L. & ALBUQUERQUE, F.V. & NUNES, D.M. & OLIVEIRA, P.G.V. & HAZIN, F.H.V. (2016)** First record of predation between *Dasyatis* species. *Journal of Fish Biology*, 89 (4): 2178-2181 <http://dx.doi.org/10.1111/jfb.13091>
- BREVÉ, N.W. & WINTER, H.V. & VAN OVERZEE, H.M. & FARRELL, E.D. & WALKER, P.A. (2016)** Seasonal migration of the starry smooth-hound shark *Mustelus asterias* as revealed from tag-recapture data of an angler-led tagging programme. *Journal of Fish Biology*, 89 (2): 1158-1177 <http://dx.doi.org/10.1111/jfb.12994>
- BRILL, R.W. & LAI, N.C. (2016)** 1 – Elasmobranch Cardiovascular System. *Fish Physiology*, 34, Part B: 1-82 <http://dx.doi.org/10.1016/B978-0-12-801286-4.00001-0>
- BROOKS, J.L. & GUTTRIDGE, T.L. & FRANKS, B.R. & GRUBBS, R.D. & CHAPMAN, D.D. & GRUBER, S.H. & DIBATTISTA, J.D. & FELDHEIM, K.A. (2016)** Using genetic inference to re-evaluate the minimum longevity of the lemon shark *Negaprion brevirostris*. *Journal of Fish Biology*, 88 (5): 2067-2074 <http://dx.doi.org/10.1111/jfb.12943>
- BROWN, K.T. & SEETO, J. & LAL, M. & MILLER, C. (2016)** Discovery of an important aggregation area for endangered scalloped hammerhead sharks (*Sphyrna lewini*) in the Rewa River estuary, Fiji Islands. *Pacific Conservation Biology*, 22: 242-248 <http://dx.doi.org/10.1071/PC14930>
- BURGESS, K.B. & COUTURIER, L.I.E. & MARSHALL, A.D. & RICHARDSON, A.J. & WEEKS, S.J. & BENNETT, M.B. (2016)** Manta birostris, predator of the deep? Insight into the diet of the giant

manta ray through stable isotope analysis. *Royal Society Open Science*, 3 (11): 160717  
<http://dx.doi.org/10.1098/rsos.160717>

**BUSTAMANTE, C. & BARRÍA, C. & VARGAS-CARO, C. & OVENDEN, J.R. & BENNETT, M.B. (2016)** The phylogenetic position of the giant devil ray *Mobula mobular* (Bonnaterra, 1788) (Myliobatiformes, Myliobatidae) inferred from the mitochondrial genome. *Mitochondrial DNA*, 27 (5): 3540-3541 <http://dx.doi.org/10.3109/19401736.2015.1074208>

**BUSTAMANTE, C. & BENNETT, M.B. & OVENDEN, J.R. (2016)** Genotype and phylogenomic position of the frilled shark *Chlamydoselachus anguineus* inferred from the mitochondrial genome. *Mitochondrial DNA Part B*, 1 (1): 18-20 <http://dx.doi.org/10.1080/23802359.2015.1137801>

**BYRNES, E.E. & BROWN, C. (2016)** Individual personality differences in Port Jackson sharks *Heterodontus portusjacksoni*. *Journal of Fish Biology*, 89 (2): 1142-1157  
<http://dx.doi.org/10.1111/jfb.12993>

**BYRNES, E.E. & POUCA, C.V. & BROWN, C. (2016)** Laterality strength is linked to stress reactivity in Port Jackson sharks (*Heterodontus portusjacksoni*). *Behavioural Brain Research*, 305: 239-246  
<http://dx.doi.org/10.1016/j.bbr.2016.02.033>

**BYRNES, E.E. & POUCA, C.V. & CHAMBERS, S.L. & BROWN, C. (2016)** Into the wild: developing field tests to examine the link between elasmobranch personality and laterality. *Behaviour*, 153 (13-14): 1777-1793 <http://dx.doi.org/10.1163/1568539x-00003373>

**BYRON, C. & MORGAN, A. (2016)** Potential role of spiny dogfish in gray and harbor seal diets in the Gulf of Maine. *Marine Ecology Progress Series*, 550: 249-270 <http://dx.doi.org/10.3354/meps11718>

**CABRERA, Y. & AGUILAR, C. & GONZALEZ-SANSON, G. & FERNANDO MARQUEZ-FARIAS, J. (2016)** Ocurrencia de una hembra preñada de tiburón mako *Isurus oxyrinchus* al noroeste de Cuba. [Occurrence of an *Isurus oxyrinchus* pregnant female to the northwest of Cuba.] *Latin American Journal of Aquatic Research*, 44 (1): 184-189 <http://dx.doi.org/10.3856/vol44-issue5-fulltext-21>

**CAMARGO, S.M. & COELHO, R. & CHAPMAN, D. & HOWEY-JORDAN, L. & BROOKS, E.J. & FERNANDO, D. & MENDES, N.J. & HAZIN, F.H.V. & OLIVEIRA, C. & SANTOS, M.N. & FORESTI, F. & MENDONÇA, F.F. (2016)** Structure and Genetic Variability of the Oceanic Whitetip Shark, *Carcharhinus longimanus*, Determined Using Mitochondrial DNA. *PLoS ONE*, 11 (5): e0155623  
<http://dx.doi.org/10.1371/journal.pone.0155623>

**CAMPANA, S.E. (2016)** Transboundary movements, unmonitored fishing mortality, and ineffective international fisheries management pose risks for pelagic sharks in the Northwest Atlantic. *Canadian Journal of Fisheries and Aquatic Sciences*, 73 (10): 1599-1607 <http://dx.doi.org/10.1139/cjfas-2015-0502>

**CAMPANA, S.E. & JOYCE, W. & FOWLER, M. & SHOWELL, M. (2016)** Discards, hooking, and post-release mortality of porbeagle (*Lamna nasus*), shortfin mako (*Isurus oxyrinchus*), and blue shark (*Prionace glauca*) in the Canadian pelagic longline fishery. *ICES Journal of Marine Science*, 73 (2): 520-528 <http://dx.doi.org/10.1093/icesjms/fsv234>

**CAMUS, A. & BROWN, C. & FIELD, C. & MCDERMOTT, A. (2016)** Amyloid-like renal lesions in a roughtail stingray *Dasyatis centroura* (Mitchill 1815). *Journal of Fish Diseases*, 39 (5): 613-617  
<http://dx.doi.org/10.1111/jfd.12397>

**CAMUS, A. & DILL, J. & MCDERMOTT, A. & CAMUS, M. & FAN NG, T.F. (2016)** Virus-associated papillomatous skin lesions in a giant guitarfish *Rhynchobatus djiddensis*: a case report. *Diseases of Aquatic Organisms*, 117 (3): 253-8 <http://dx.doi.org/10.3354/dao02956>

**CAMUS, A. & DILL, J. & MCDERMOTT, A. & HATCHER, N. & GRIFFIN, M. (2016)** Edwardsiella piscicida-associated septicaemia in a blotched fantail stingray *Taeniura meyeni* (Mueller & Henle). *Journal of Fish Diseases*, 39 (9): 1125-1131 <http://dx.doi.org/10.1111/jfd.12435>

**CARDOSO, J.C. & BERGQVIST, C.A. & FELIX, R.C. & LARHAMMAR, D. (2016)** Corticotropin-releasing hormone family evolution: five ancestral genes remain in some lineages. *Journal of Molecular Endocrinology*, 57 (1): 73-86

**CARTAMIL, D. & WRAITH, J. & WEGNER, N.C. & KACEV, D. & LAM, C.H. & SANTANA-MORALES, O. & SOSA-NISHIZAKI, O. & ESCOBEDO-OLVERA, M. & KOHIN, S. & GRAHAM, J.B. & HASTINGS, P. (2016)** Movements and distribution of juvenile common thresher sharks *Alopias*

vulpinus in Pacific coast waters of the USA and Mexico. *Marine Ecology Progress Series*, 548: 153-163 <http://dx.doi.org/10.3354/meps11673>

**CARTER, N.H. & LINNELL, J.D. (2016)** Mainstreaming Coexistence with Wildlife: Reply to Gallagher. *Trends in Ecology & Evolution*, 31 (11): 818-819 <http://dx.doi.org/10.1016/j.tree.2016.08.007>

**CARTES, J.E. & SOLER-MEMBRIVES, A. & STEFANESCU, C. & LOMBARTE, A. & CARRASSÓN, M. (2016)** Contributions of allochthonous inputs of food to the diets of benthopelagic fish over the northwest Mediterranean slope (to 2300 m). *Deep Sea Research Part I: Oceanographic Research Papers*, 109: 123-136 <http://dx.doi.org/10.1016/j.dsr.2015.11.001>

**CASTILLO-PÁEZ, A. & DEL RÍO-PORTILLA, M.A. & OÑATE-GONZÁLEZ, E. & ROCHA-OLIVARES, A. (2016)** The mitochondrial genome of the banded guitarfish, *Zapteryx exasperata* (Jordan and Gilbert, 1880), possesses a non-coding duplication remnant region. *Mitochondrial DNA*, 27 (3): 1668-1670 <http://dx.doi.org/10.3109/19401736.2014.958721>

**CASTILLO-PÁEZ, A. & DEL RÍO-PORTILLA, M.A. & ROCHA-OLIVARES, A. (2016)** The complete mitochondrial genome of the giant electric ray, *Narcine entemedor* (Elasmobranchii: Torpediniformes). *Mitochondrial DNA*, 27 (3): 1760-1762 <http://dx.doi.org/10.3109/19401736.2014.963800>

**CASTRO, J.I. & SATO, K. & BODINE, A.B. (2016)** A novel mode of embryonic nutrition in the tiger shark, *Galeocerdo cuvier*. *Marine Biology Research*, 12 (2): 200-205 <http://dx.doi.org/10.1080/17451000.2015.1099677>

**CASTRO, S.I. & HLEAP, J.S. & CÁRDENAS, H. & BLOUIN, C. (2016)** Molecular Organization of the 5s rDna Gene Type II in Elasmobranchs. *RNA Biology*, 3 (4): 391-399 <http://dx.doi.org/10.1080/15476286.2015.1100796>

**CATARINO, D. & KNUTSEN, H. & VERÍSSIMO, A. & OLSEN, E.M. & JORDE, P.E. & MENEZES, G. & SANNAES, H. & STANKOVIĆ, D. & COMPANY, J.B. & NEAT, F. & DANOVARO, R. & DELL'ANNO, A. & ROCHOWSKI, B. & STEFANNI, S. (2016)** The Pillars of Hercules as a bathymetric barrier to gene-flow promoting isolation in a global deep-sea shark (*Centroscymsus coelolepis*). *Molecular Ecology*, 24 (24): 6061–6079 <http://dx.doi.org/10.1111/mec.13453>

**CAVALCANTE, D.G. & GALLO, H. & DE SOUSA, O.M. & DE AZEVEDO, V.G. & SANCHES, E.G. (2016)** First record of Dystocia and reproductive aspects in Cownose ray (*Rhinoptera bonasus*). *Boletim Do Instituto De Pesca*, 42 (3): 710-718 <http://dx.doi.org/10.20950/1678-2305.2016v42n3p710>

**CHAI, A. & YAMAGUCHI, A. & FURUMITSU, K. & ZHANG, J. (2016)** Mitochondrial genome of Japanese angel shark *Squatina japonica* (Chondrichthyes: Squatinidae). *Mitochondrial DNA*, 27 (2): 832-833 <http://dx.doi.org/10.3109/19401736.2014.919463>

**CHANG, C.-H. & CHIANG, W.C. & LIN, Y.S. & JANG-LIAW, N.H. & SHAO, K.T. (2016)** Complete mitochondrial genome of the longfin mako shark, *Isurus paucus* (Chondrichthyes, Lamnidae). *Mitochondrial DNA*, 27 (1): 690-691 <http://dx.doi.org/10.3109/19401736.2014.913145>

**CHANG, C.-H. & JANG-LIAW, N.H. & LIN, Y.S. & CARLISLE, A.B. & HSU, H.H. & LIAO, Y.C. & SHAO, K.T. (2016)** The complete mitochondrial genome of the salmon shark, *Lamna ditropis* (Chondrichthyes, Lamnidae). *Mitochondrial DNA*, 27 (1): 316-317 <http://dx.doi.org/10.3109/19401736.2014.892095>

**CHANG, C.-H. & SHAO, K.-T. & LIN, Y.-S. & HO, H.-C. (2016)** The complete mitochondrial genome of the crocodile shark, *Pseudocarcharias kamoharai* (Chondrichthyes, Lamnidae). *Mitochondrial DNA*, 27 (3): 1948-1949 <http://dx.doi.org/10.3109/19401736.2014.971301>

**CHAPMAN, B.K. & MCPHEE, D. (2016)** Global shark attack hotspots: Identifying underlying factors behind increased unprovoked shark bite incidence. *Ocean & Coastal Management*, 133: 72-84 <http://dx.doi.org/10.1016/j.ocecoaman.2016.09.010>

**CHAVEZ, L.N. & TAMINI, L.L. & PEREZ COMESAÑA, J.E. & CHIARAMONTE, G.E. (2016)** Biología reproductiva del tiburón espinoso *Squalus acanthias* en Puerto Quequén, Provincia de Buenos Aires, Argentina. *Ciencia Pesquera*, 24: in press

**CHEN, H. & CHEN, X. & GU, X. & WAN, H. & CHEN, XI. & AI, W. (2016)** The phylogenomic position of the smooth lanternshark *Etmopterus pusillus* (Squaliformes: Etmopteridae) inferred from the mitochondrial genome. *Mitochondrial DNA Part B*, 1 (1): 341-342 <http://dx.doi.org/10.1080/23802359.2016.1172274>



- CHEN, H. & CHEN, X. & YU, H. & AI, W. (2016)** Complete mitochondrial genome and the phylogenetic position of the Taiwan spurdog shark *Squalus formosus* (Squaliformes: Squalidae). *Mitochondrial DNA Part B*, 1 (1): 419-420 <http://dx.doi.org/10.1080/23802359.2016.1176884>
- CHEN, H. & DING, W. SHAN, L.. & CHEN, X. & AI, W. (2016)** Complete mitochondrial genome and the phylogenetic position of the blackspotted catshark *Halaaelurus burgeri* (Carcharhiniformes: Scyliorhinidae). *Mitochondrial DNA Part B*, 1 (1): 369-370 <http://dx.doi.org/10.1080/23802359.2016.1168722>
- CHEN, H. & DING, W.X. & CHEN, X. & AI, W. (2016)** Complete mitochondrial genome and the phylogenetic position of the smalleye pygmy shark *Squaliolus aliae* (Squaliformes: Dalatiidae). *Mitochondrial DNA Part B*, 1 (1): 304-305 <http://dx.doi.org/10.1080/23802359.2016.1167639>
- CHEN, H. & LIN, L. & CHEN, X. & AI, W. & CHEN, S. (2016)** Complete mitochondrial genome and the phylogenetic position of the Blotchy swell shark *Cephaloscyllium umbratile*. *Mitochondrial DNA*, 27 (4): 3045-3047 <http://dx.doi.org/10.3109/19401736.2015.1063127>
- CHEN, H. & YU, H. & SI, R. & CHEN, X. & AI, W. (2016)** Complete mitochondrial genome and the phylogenetic position of the graceful catshark *Proscyllium habereri* (Carcharhiniformes: Proscylliidae). *Mitochondrial DNA Part B*, 1 (1): 268-269 <http://dx.doi.org/10.1080/23802359.2016.1159934>
- CHEN, X. & AI, W. & PAN, L. & SHI, X. (2016)** Complete mitochondrial genome of the largest living fish: whale shark *Rhincodon typus* (Orectolobiformes: Rhincodontidae). *Mitochondrial DNA*, 27 (1): 425-426 <http://dx.doi.org/10.3109/19401736.2014.898288>
- CHEN, X. & AI, W. & XIANG, D. & PAN, L. & SHI, X. (2016)** Complete mitogenome of the brown guitarfish *Rhinobatos schlegelii* (Rajiformes, Rhinobatidae). *Mitochondrial DNA*, 27 (1): 310-311
- CHEN, X. & AI, W. & XIANG, D. & SHI, X. (2016)** Mitochondrial genome of the longtail butterfly ray *Gymnura poecilura* (Myliobatiformes: Gymnuridae). *Mitochondrial DNA*, 27 (1): 696-697
- CHEN, X. & KYNE, P.M. & PILLANS, R.D. & FEUTRY, P. (2016)** Complete mitochondrial genome of the Endangered Narrow Sawfish *Anoxypristis cuspidata* (Rajiformes: Pristidae). *Mitochondrial DNA*, 27 (3): 1589-1590 <http://dx.doi.org/10.3109/19401736.2014.1003898>
- CHEN, X. & LIN, L. & CHEN, H. & XIANG, D. & AI, W. (2016)** Complete mitochondrial genome of the Indonesian whaler shark *Carcharhinus tjujtot*. *Mitochondrial DNA*, 27 (6): 3962-3963 <http://dx.doi.org/10.3109/19401736.2014.989505>
- CHEN, X. & LIU, M. & XIAO, J. & YANG, W. & PENG, Z. (2016)** Complete mitochondrial genome of the hardnose shark *Carcharhinus macloti* (Carcharhiniformes: Carcharhinidae). *Mitochondrial DNA*, 27 (2): 1090-1091 <http://dx.doi.org/10.3109/19401736.2014.930836>
- CHEN, X. & PENG, Z. & PAN, L. & SHI, X. & CAI, L. (2016)** Mitochondrial genome of the spotless smooth-hound *Mustelus griseus* (Carcharhiniformes: Triakidae). *Mitochondrial DNA*, 27 (1): 78-79
- CHEN, X. & SHEN, X.J. & ARUNRUGSTICHAI, S. & AI, W. & XIANG, D. (2016)** Complete mitochondrial genome of the blacktip reef shark *Carcharhinus melanopterus* (Carcharhiniformes: Carcharhinidae). *Mitochondrial DNA*, 27 (2): 873-874 <http://dx.doi.org/10.3109/19401736.2014.919483>
- CHEN, X. & SONCHAENG, P. & YUVANATEMIYA, V. & NUANGSAENG, B. & AI, W. (2016)** Complete mitochondrial genome of the whitetip reef shark *Triaenodon obesus* (Carcharhiniformes: Carcharhinidae). *Mitochondrial DNA*, 27 (2): 947-948 <http://dx.doi.org/10.3109/19401736.2014.926499>
- CHEN, X. & WILEY, T.R. & KYNE, P.M. & FEUTRY, P. (2016)** Complete mitochondrial genome of the Critically Endangered Smalltooth Sawfish *Pristis pectinata* (Rajiformes: Pristidae). *Mitochondrial DNA*, 27 (5): 3331-3332 <http://dx.doi.org/10.3109/19401736.2015.1018208>
- CHEN, X. & XIANG, D. & ARUNRUGSTICHAI, S. & CAI, L. & XU, Y. (2016)** Complete mitochondrial genome of the mangrove whipray *Himantura granulata* (Myliobatiformes: Dasyatidae). *Mitochondrial DNA*, 27 (1): 1-2
- CHEN, X. & XIANG, D. & PENG, X. & AI, W. & CHEN, H. (2016)** The complete mitochondrial genome of the spinner shark *Carcharhinus brevipinna*. *Mitochondrial DNA*, 27 (3): 1666-1667 <http://dx.doi.org/10.3109/19401736.2014.958720>

- CHI, C.F. & HU, F.Y. & LI, Z.R. & WANG, B. & LUO, H.Y. (2016)** Influence of Different Hydrolysis Processes by Trypsin on the Physicochemical, Antioxidant, and Functional Properties of Collagen Hydrolysates from *Sphyrna lewini*, *Dasyatis akjei*, and *Raja porosa*. *Journal of Aquatic Food Product Technology*, 25 (5): 616-632 <http://dx.doi.org/10.1080/10498850.2014.898004>
- CHIARAMONTE, G.E. & CEDROLA, P.V. & CAILLE, G.M. & GOSZTONYI, A.E. (2016)** Upgrading the status (taxonomy, fisheries and conservation) of the school shark *Galeorhinus galeus* (Elasmobranchii: Triakidae) in Patagonian waters, South West Atlantic Ocean. *Ciencia Pesquera*, 24: in press
- CHIN, A. & HEUPEL, M.R. & SIMPFENDORFER, C.A. & TOBIN, A.J. (2016)** Population organisation in reef sharks: new variations in coastal habitat use by mobile marine predators. *Marine Ecology Progress Series*, 544: 197-211 <http://dx.doi.org/10.3354/meps11545>
- CHOI, Y.J. & JANG, M.S. & LEE, M.A. (2016)** Physicochemical changes in kimchi containing skate (*Raja kenoei*) pretreated with organic acids during fermentation. *Food Science and Biotechnology*, 25 (5): 1369-1377 <http://dx.doi.org/10.1007/s10068-016-0214-4>
- CHRISTIANSEN, H.M. & CAMPANA, S.E. & FISK, A.T. & CLIFF, G. & WINTNER, S.P. & DUDLEY, S.F.J. & KERR, L.A. & HUSSEY, N.E. (2016)** Using bomb radiocarbon to estimate age and growth of the white shark, *Carcharodon carcharias*, from the southwestern Indian Ocean. *Marine Biology*, 163 (6): 144 <http://dx.doi.org/10.1007/s00227-016-2916-9>
- CHUANG, P.-S. & HUNG, T.-C. & CHANG, H.-A. & HUANG, C.-K. & SHIAO, J.-C. (2016)** The Species and Origin of Shark Fins in Taiwan's Fishing Ports, Markets, and Customs Detention: A DNA Barcoding Analysis. *PLoS ONE*, 11 (1): e0147290 <http://dx.doi.org/10.1371/journal.pone.0147290>
- CIENA, A.P. & RANGEL, B.S. & BRUNO, C.E.M. & MIGLINO, M.A. & DE AMORIM, A.F. & RICCI, R.E.G. & WATANABE, I. (2016)** Morphological Aspects of Oral Denticles in the Sharpnose Shark *Rhizoprionodon lalandii* (Müller and Henle, 1839) (Elasmobranchii, Carcharhinidae). *Anatomia, Histologia, Embryologia*, 45 (2): 109-114 <http://dx.doi.org/10.1111/ahe.12178>
- CIEZAREK, A.G. & DUNNING, L.T. & JONES, C.S. & NOBLE, L.R. & HUMBLE, E. & STEFANNI, S. & SAVOLAINEN, V. (2016)** Substitutions in the glycogenin-1 gene are associated with the evolution of endothermy in sharks and tunas. *Genome Biology and Evolution*, 8 (9): 3011-3021 <http://dx.doi.org/10.1093/gbe/evw211>
- CLUA, E. & SÉRET, B. (2016)** Species identification of the shark involved in the 2007 Lifou fatal attack on a swimmer: A reply to Tirard et al. (2015). *Journal of Forensic and Legal Medicine*, 40: 58-60 <http://dx.doi.org/10.1016/j.jflm.2016.03.004>
- CLUA, E. & VIGNAUD, T. (2016)** Possible collapse of reef shark populations in remote coral reef ecosystems in the Coral Sea (Western Pacific). *Cybium*, 40 (1): 51-59
- COCHRAN, J.E.M. & HARDENSTINE, R.S. & BRAUN, C.D. & SKOMAL, G.B. & THORROLD, S.R. & XU, K. & GENTON, M.G. & BERUMEN, M.L. (2016)** Population structure of a whale shark *Rhincodon typus* aggregation in the Red Sea. *Journal of Fish Biology*, 89 (3): 1570-1582 <http://dx.doi.org/10.1111/jfb.13054>
- COLONELLO, J.H. & CORTÉS, F. & BELLEGGIA, M. & MASSA, A.M. (2016)** Reproductive and population parameters of spiny dogfish *Squalus acanthias* in the south-western Atlantic Ocean. *Journal of Fish Biology*, 88 (5): 1758-1775 <http://dx.doi.org/10.1111/jfb.12940>
- COMPAGNO, L.J.V. (2016)** Sharks. In: Carpenter, K.E.; De Angelis, N. (editor), *The living Marine Resources of the Eastern Central Atlantic: Bivalves, gastropods, hagfishes, sharks, batoid fishes, and chimaeras*. *FAO Species Identification Guide for Fisheries Purposes*: 1123-1336
- COMPAGNO, L.J.V. (2016)** Sharks. In: Carpenter, K. E. and N. De Angelis (eds.), *The living marine resources of the Eastern Central Atlantic. Volume 2. Bivalves, gastropods, hagfishes, sharks, batoid fishes, and chimaeras*. *FAO Species Identification Guide for Fishery Purposes, Rome, FAO*: 1123-1336
- CONCHA, F.J. & EBERT, D.A. & LONG, D.J. (2016)** *Notoraja martinezi* sp. nov., a new species of deepwater skate and the first record of the genus *Notoraja* Ishiyama, 1958 (Rajiformes: Arhynchobatidae) from the eastern Pacific Ocean. *Zootaxa*, 4098 (1): 179-190 <http://dx.doi.org/10.11646/zootaxa.4098.1.9>

- CONSOLI, P. & ESPOSITO, V. & BATTAGLIA, P. & ALTOBELLI, C. & PERZIA, P. & ROMEO, T. & CANESE, S. & ANDALORO, F. (2016)** Fish Distribution and Habitat Complexity on Banks of the Strait of Sicily (Central Mediterranean Sea) from Remotely-Operated Vehicle (ROV) Explorations. *Plos One*, 11 (12): e0167809 <http://dx.doi.org/10.1371/journal.pone.0167809>
- CORGOS, A. & ROSENDE-PEREIRO, A. (2016)** First record of the whitetip reef shark, *Triaenodon obesus* from the coast of Jalisco, western Mexico mainland. *Marine Biodiversity Records*, 9: 66 <http://dx.doi.org/10.1186/s41200-016-0069-7>
- CORN, K.A. & FARINA, S.C. & BRASH, J. & SUMMERS, A.P. (2016)** Modelling tooth–prey interactions in sharks: the importance of dynamic testing. *Royal Society Open Science*, 3 (8): 160141 j <http://dx.doi.org/10.1098/rsos.160141>
- CORRIGAN, S. & HUVENEERS, C. & STOW, A. & BEHEREGARAY, L.B. (2016)** A multilocus comparative study of dispersal in three codistributed demersal sharks from eastern Australia. *Canadian Journal of Fisheries and Aquatic Sciences*, 73 (3): 406 - 415 <http://dx.doi.org/10.1139/cjfas-2015-0085>
- CORRIGAN, S. & YANG, L. & COSMANN, P.J. & NAYLOR, G.J.P. (2016)** A description of the mitogenome of the Endangered Taiwanese angelshark, *Squatina formosa*. *Mitochondrial DNA*, 27 (2): 1305-1306 <http://dx.doi.org/10.3109/19401736.2014.945568>
- CORSOLINI, S. & POZO, K. & CHRISTIANSEN, J.S. (2016)** Legacy and emergent POPs in the marine fauna of NE Greenland with special emphasis on the Greenland shark *Somniosus microcephalus*. *Rendiconti Lincei. Scienze Fisiche E Naturali*, 27: 201-206 <http://dx.doi.org/10.1007/s12210-016-0541-7>
- COSTANTINI, D. & SMITH, S. & KILLEN, S.S. & NIELSEN, J. & STEFFENSEN, J.F. (2016)** The Greenland shark: A new challenge for the oxidative stress theory of ageing? *Comparative Biochemistry and Physiology - Part A*, 203: 227–232 <http://dx.doi.org/10.1016/j.cbpa.2016.09.026>
- COURTNEY, D.L. & ADKISON, M.D. & SIGLER, M.F. (2016)** Risk Analysis of Plausible Incidental Exploitation Rates for the Pacific Sleeper Shark, a Data-Poor Species in the Gulf of Alaska. *North American Journal of Fisheries Management*, 36 (3): 523-548 <http://dx.doi.org/10.1080/02755947.2015.1131779>
- COX, G.K. & KENNEDY, G.E. & FARRELL, A.P. (2016)** Morphological arrangement of the coronary vasculature in a shark (*Squalus suckleyi*) and a teleost (*Oncorhynchus mykiss*). *Journal of Morphology*, 277 (7): 896-905 <http://dx.doi.org/10.1002/jmor.20543>
- CRAWFORD, C.H. & KEMPER, J.M. & NAYLOR, G.J.P. (2016)** Complete mitochondrial genome of the winghead shark, *Eusphyra blochii* (Elasmobranchii: Sphyrnidae). *Mitochondrial DNA Part B*, 1 (1): 233-234 <http://dx.doi.org/10.1080/23802359.2016.1156488>
- CRESSON, P. & FABRI, M.C. & MIRALLES, F.M. & DUFOUR, J.-L. & ELLEBOODE, R. & SEVIN, K. & MAHE, K. & BOUCHOUCHA, M. (2016)** Variability of PCB burden in 5 fish and sharks species of the French Mediterranean continental slope. *Environmental Pollution*, 212: 374-381 <http://dx.doi.org/10.1016/j.envpol.2016.01.044>
- CROLL, D.A. & DEWAR, H. & DULVY, N.K. & FERNANDO, D. & FRANCIS, M.P. & GALVAN-MAGANA, F. & HALL, M. & HEINRICH, S. & MARSHALL, A. & MCCAULEY, D. & NEWTON, K.M. & NOTARBARTOLO-DI-SCIARA, G. & O'MALLEY, M. & O'SULLIVAN, J. & POORTVLIET, M. & ROMAN, M. & STEVENS, G. & TERSHY, B.R. & WHITE, W.T. (2016)** Vulnerabilities and fisheries impacts: the uncertain future of manta and devil rays. *Aquatic Conservation: Marine and Freshwater Ecosystems*, 26 (3): 562-575 <http://dx.doi.org/10.1002/aqc.2591>
- CROW, G.I. & SUZUMOTO, A. & KELLEY, C.D. & NAKAYA, K. & KAWAUCHI, J. & WAR, J. (2016)** Discovery of the *Apristurus* “brunneus Group” of Catsharks (Carcharhiniformes: Scyliorhinidae) in Hawaiian Waters with Comments on Catshark Ecology in the Hawaiian Archipelago. *Bishop Museum Occasional Papers*, 118: 39–45
- CUEVAS, J.M. & GARCÍA, M. (2016)** First record of bigeye thresher shark (*Alopias superciliosus* Lowe, 1841) and new record of thresher shark [*Alopias vulpinus* (Bonnaterre, 1788)] (Chondrichthyes, Alopiidae) from Argentina. *Journal of Applied Ichthyology*, 32 (1): 123-125 <http://dx.doi.org/10.1111/jai.12945>

**CUNHA, C.M. & OLIVEIRA, L.E. & KFOURY, J.R. (2016)** Comparative anatomy of the extraocular muscles in four Myliobatoidei rays (Batoidea, Myliobatiformes). *Journal of Anatomy*, 228 (5): 877-886  
<http://dx.doi.org/10.1111/joa.12438>

**CUSACK, L. & FIELD, C.L. & HOOPES, L. & MCDERMOTT, A. & CLAUSS, T. (2016)** Comparison of pre- and postquarantine blood chemistry and hematology values from wild-caught Cownose rays (*Rhinoptera bonasus*). *Journal of Zoo and Wildlife Medicine*, 47 (2): 493-500  
<http://dx.doi.org/10.1638/2015-0267.1>

**DAGIT, D.D. & KYNE, P.M. & RIGBY, C.L. (2016)** Hydrolagus lemures. In: *IUCN 2016. IUCN Red List of Threatened Species. Version 2016.3* [www.iucnredlist.org](http://www.iucnredlist.org)

**DAPP, D.R. & HUVENEERS, C. & WALKER, T.I. & DREW, M. & REINA, R.D. (2016)** Moving from Measuring to Predicting Bycatch Mortality: Predicting the Capture Condition of a Longline-Caught Pelagic Shark. *Frontiers in Marine Science*, 2: 126 <http://dx.doi.org/10.3389/fmars.2015.00126>

**DAPP, D.R. & WALKER, T.I. & HUVENEERS, C. & REINA, R.D. (2016)** Respiratory mode and gear type are important determinants of elasmobranch immediate and post-release mortality. *Fish and Fisheries*, 17 (2): 507–524 <http://dx.doi.org/10.1111/faf.12124>

**DAVIDSON, L.N.K. & KRAWCHUK, M.A. & DULVY, N.K. (2016)** Why have global shark and ray landings declined: improved management or overfishing? *Fish and Fisheries*, 17 (2): 438–458  
<http://dx.doi.org/10.1111/faf.12119>

**DE BELLARD, M.E. (2016)** Myelin in cartilaginous fish. *Brain research*, 1641 (A): 34-42  
<http://dx.doi.org/10.1016/j.brainres.2016.01.013>

**DE CARVALHO, M.R. (2016)** Potamotrygon rex, a new species of Neotropical freshwater stingray (Chondrichthyes: Potamotrygonidae) from the middle and upper rio Tocantins, Brazil, closely allied to *Potamotrygon henlei* (Castelnau, 1855). *Zootaxa*, 4150 (5): 537–565 j  
<http://dx.doi.org/10.11646/zootaxa.4150.5.2>

**DE CARVALHO, M.R. (2016)** Description of two extraordinary new species of freshwater stingrays of the genus *Potamotrygon* endemic to the rio Tapajós basin, Brazil (Chondrichthyes: Potamotrygonidae), with notes on other Tapajós stingrays. *Zootaxa*, 4167 (1): 1–63 j  
<http://dx.doi.org/10.11646/zootaxa.4167.1.1>

**DE CARVALHO, M.R. (2016)** Sleeper rays, Family Narkidae. In: *Last, P.R., White, W.T., Carvalho, M.R. de, Séret, B., Stehmann, M.F.W & Naylor, G.J.P (Eds.) Rays of the World. CSIRO Publishing, Melbourne: 170-181*

**DE CARVALHO, M.R. (2016)** Neotropical stingrays, Family Potamotrygonidae. In: *Last, P.R., White, W.T., Carvalho, M.R. de, Séret, B., Stehmann, M.F.W & Naylor, G.J.P (Eds.) Rays of the World. CSIRO Publishing, Melbourne: 619-655*

**DE CARVALHO, M.R. & LAST, P.R. (2016)** Numbfishes, Family Narcinidae. In: *Last, P.R., White, W.T., Carvalho, M.R. de, Séret, B., Stehmann, M.F.W & Naylor, G.J.P (Eds.) Rays of the World. CSIRO Publishing, Melbourne: 137-169*

**DE CARVALHO, M.R. & LAST, P.R. & SÉRET, B. (2016)** Torpedo rays, Family Torpedinidae. In: *Last, P.R., White, W.T., Carvalho, M.R. de, Séret, B., Stehmann, M.F.W & Naylor, G.J.P (Eds.) Rays of the World. CSIRO Publishing, Melbourne: 184-203*

**DE CARVALHO, M.R. & LOBODA, T.S. & DA SILVA, J.P.C.B. (2016)** A new subfamily, Styracurinae, and new genus, Styracura, for *Himantura schmardae* (Werner, 1904) and *Himantura pacifica* (Beebe & Tee-Van, 1941) (Chondrichthyes: Myliobatiformes). *Zootaxa*, 4175 (3): 201–221  
<http://dx.doi.org/10.11646/zootaxa.4175.3.1>

**DE CARVALHO, M.R. & ROSA, R.S. & DE ARAÚJO, M.L.G. (2016)** A new species of Neotropical freshwater stingray (Chondrichthyes: Potamotrygonidae) from the Rio Negro, Amazonas, Brazil: the smallest species of *Potamotrygon*. *Zootaxa*, 4107 (4): 566–586  
<http://dx.doi.org/10.11646/zootaxa.4107.4.5>

**DE CARVALHO, M.R. & WHITE, W.T. (2016)** *Narcine baliensis*, a new species of electric ray from southeast Asia (Chondrichthyes: Torpediniformes). *Zootaxa*, 4127 (1): 149–160  
<http://dx.doi.org/10.11646/zootaxa.4127.1.8>

- DE MIRANDA, D.A. & DE CARVALHO-SOUZA, G.F. (2016)** Are we eating plastic-ingesting fish? *Marine Pollution Bulletin*, 103 (1-2): 109-114 <http://dx.doi.org/10.1016/j.marpolbul.2015.12.035>
- DE OLIVEIRA, N.G. & DA ROCHA FERNANDES, G. & CARDOSO, M.H. & COSTA, F.F. & DE SOUZA CANDIDO, E. & NETO, D.G. & MORTARI, M.R. & SCHWARTZ, E.F. & FRANCO, O.L. & DE ALENCAR, S.A. (2016)** Venom gland transcriptome analyses of two freshwater stingrays (Myliobatiformes: Potamotrygonidae) from Brazil. *Scientific Reports*, 6: 21935 <http://dx.doi.org/10.1038/srep21935>
- DE SILVA, R.I. (2016)** The Shark Killers. *Loris*, 28: 44-48
- DE WYSIECKI, A.M. & JAUREGUIZAR, A.J. & CORTÉS, F. (2016)** The importance of environmental drivers on the narrownose smoothhound shark (*Mustelus schmitti*) yield in a small-scale gillnet fishery along the southern boundary of the Río de la Plata estuarine area. *Fisheries Research*, 186 (1): 345–355 <http://dx.doi.org/10.1016/j.fishres.2016.10.011>
- DEHART, H.M. & YANG, L. & NAYLOR, G.J.P. (2016)** Mitogenomic sequence and phylogenetic placement of the Hortle's whipray *Himantura hortlei* (Elasmobranchii: Dasyatidae). *Mitochondrial DNA*, 27 (4): 2437-2439 <http://dx.doi.org/10.3109/19401736.2015.1030632>
- DEL MAR PEDREROS-SIERRA, T. & RAMÍREZ-PINILLA, M.P. (2016)** Reproductive system of females of the Magdalena river endemic stingray *Potamotrygon magdalenae*: Anatomical and functional aspects. *Journal of Morphology*, 277 (5): 680-697 <http://dx.doi.org/10.1002/jmor.20527>
- DEL MORAL FLORES, L.F. & MORRONE, J.J. & ALCOCER, J. & PÉREZ-PONCE DE LEÓN, G. (2016)** Diversidad y afinidades biogeográficas de los tiburones, rayas y quimeras (Chondrichthyes: Elasmobranchii, Holocephali) de México [Diversity and biogeographic affinities of sharks, rays and chimaeras (Chondrichthyes: Elasmobranchii, Holocephali) of Mexico. *Revista de Biología Tropical*, 64 (4): 1469-1486 <http://dx.doi.org/10.15517/rbt.v64i4.22774>
- DELPANI, G. (2016)** Reproductive biology of the southern thorny skate *Amblyraja doellojuradoi* (Chondrichthyes, Rajidae). *Journal of Fish Biology*, 88 (4): 1413–1429 <http://dx.doi.org/10.1111/jfb.12917>
- DELSER, P.M. & CORRIGAN, S. & HALE, M. & LI, C. & VEUILLE, M. & PLANES, S. & NAYLOR, G.J.P. & MONA, S. (2016)** Population genomics of *C. melanopterus* using target gene capture data: demographic inferences and conservation perspectives. *Scientific Reports*, 6: 33753 <http://dx.doi.org/10.1038/srep33753>
- DI SANTO, V. (2016)** Intraspecific variation in physiological performance of a benthic elasmobranch challenged by ocean acidification and warming. *Journal of Experimental Biology*, 219 (11): 1725-1733 <http://dx.doi.org/10.1242/jeb.139204>
- DI SANTO, V. & KENALEY, C.P. (2016)** Skating by: low energetic costs of swimming in a batoid fish. *Journal of Experimental Biology*, 219 (12): 1804-1807 <http://dx.doi.org/10.1242/jeb.136358>
- DI SANTO, V. & TRAN, A.H. & SVENDSEN, J.C. (2016)** Progressive hypoxia decouples activity and aerobic performance of skate embryos. *Conservation Physiology*, 4 (1): cov.067 <http://dx.doi.org/10.1093/conphys/cov067>
- DÍAZ-JAIMES, P. & BAYONA-VÁSQUEZ, N.J. & ADAMS, D.H. & URIBE-ALCOCER, M. (2016)** Complete mitochondrial DNA genome of bonnethead shark, *Sphyrna tiburo*, and phylogenetic relationships among main superorders of modern elasmobranchs. *Meta Gene*, 7: 48-55 <http://dx.doi.org/10.1016/j.mgene.2015.11.005>
- DÍAZ-JAIMES, P. & HINOJOSA-ALVAREZ, S. & SANCHEZ-HERNANDEZ, X. & HOYOS-PADILLA, M. & GARCÍA-DE-LEÓN, F.J. (2016)** The complete mitochondrial DNA of white shark (*Carcharodon carcharias*) from Isla Guadalupe, Mexico. *Mitochondrial DNA*, 27 (2): 1281-1282 <http://dx.doi.org/10.3109/19401736.2014.945556>
- DÍAZ-JAIMES, P. & REEB, C. & SOSA-NIZHISAKI, O. & O'SULLIVAN, J.B. (2016)** Assessing genetic variation in juvenile white sharks using teeth collected from landfills in Baja California, Mexico. *Conservation Genetics Resources*, 8 (4): 431-434 <http://dx.doi.org/10.1007/s12686-016-0589-9>
- DÍAZ-JAIMES, P. & URIBE-ALCOCER, M. & ADAMS, D.H. & RANGEL-MORALES, J.M. & BAYONA-VÁSQUEZ, N.J. (2016)** Complete mitochondrial genome of the porbeagle shark, *Lamna*

nasus (Chondrichthyes, Lamnidae). *Mitochondrial DNA Part B*, 1 (1): 730-731  
<http://dx.doi.org/10.1080/23802359.2016.1233465>

**DIAZ-JAIMES, P. & URIBE-ALCOCER, M. & HINOJOSA-ALVAREZ, S. & SANDOVAL-LAURRABAQUIO, N. & ADAMS, D.H. & GARCÍA-DE-LEÓN, F.J. (2016)** The complete mitochondrial DNA of the bull shark (*Carcharhinus leucas*). *Mitochondrial DNA*, 27 (1): 717-718  
<http://dx.doi.org/10.3109/19401736.2014.913157>

**DICKEN, M.L. & CLIFF, G. & WINKER, H. (2016)** Sharks caught in the KwaZulu-Natal bather protection programme, South Africa. 13. The tiger shark *Galeocerdo cuvier*. *African Journal of Marine Science*, 38 (3): 285-301 <http://dx.doi.org/10.2989/1814232x.2016.1198276>

**DIDIER, D.A. (2016)** Chimaeras. In: Carpenter, K.E.; De Angelis, N. (editor), *The living Marine Resources of the Eastern Central Atlantic: Bivalves, gastropods, hagfishes, sharks, batoid fishes, and chimaeras. FAO Species Identification Guide for Fisheries Purposes: 1441-1456*

**DIDIER, D.A. (2016)** Chimaeras. In: Carpenter, K. E. and N. De Angelis (eds.), *The living marine resources of the Eastern Central Atlantic. Volume 2. Bivalves, gastropods, hagfishes, sharks, batoid fishes, and chimaeras. FAO Species Identification Guide for Fishery Purposes, Rome, FAO: 1441-1456*

**DILL, J.A. & NG, T.F.F. & CAMUS, A.C. (2016)** Complete Sequence of the Smallest Polyomavirus Genome, Giant Guitarfish (*Rhynchobatus djiddensis*) Polyomavirus 1. *Genome Announcements*, 4 (3): e00391 <http://dx.doi.org/10.1128/genomeA.00391-16>

**DILLINGHAM, P.W. & MOORE, J.E. & FLETCHER, D. & CORTES, E. & CURTIS, K.A. & JAMES, K.C. & LEWISON, R.L. (2016)** Improved estimation of intrinsic growth  $r(\max)$  for long-lived species: integrating matrix models and allometry. *Ecological Applications*, 26 (1): 322-333  
<http://dx.doi.org/10.1890/14-1990>

**DOLGANOV, V.N. & GINANOVA, T.T. (2016)** Pseudocarchariidae, a family of lamnoid sharks that are new to the fauna of Russia. *Russian Journal of Marine Biology*, 42 (1): 100-101  
<http://dx.doi.org/10.1134/S1063074016010077>

**DOMINGO, A. & COELHO, R. & CORTES, E. & GARCIA-CORTES, B. & MAS, F. & MEJUTO, J. & MILLER, P. & RAMOS-CARTELLE, A. & SANTOS, M.N. & YOKAWA, K. (2016)** Is the tiger shark *Galeocerdo cuvier* a coastal species? Expanding its distribution range in the Atlantic Ocean using at-sea observer data. *Journal of Fish Biology*, 88 (3): 1123-1128 <http://dx.doi.org/10.1111/jfb.12887>

**DOMINGUES, R.R. & CALTABELLOTTA, F.P. & DE AMORIM, A.F. (2016)** Length-length and length-weight relationships of *Carcharhinus falciformis* and *C. signatus* (Carcharhinidae: Carcharhinus) caught by commercial fisheries in the Southwest Atlantic Ocean. *Regional Studies in Marine Science*, 6: 83-86 <http://dx.doi.org/10.1016/j.rsma.2016.03.014>

**DUCKETT, D.J. & NAYLOR, G.J.P. (2016)** The complete mitochondrial genome of the endangered spotback skate, *Atlantoraja castelnaui*. *Mitochondrial DNA*, 27 (3): 2081-2082  
<http://dx.doi.org/10.3109/19401736.2014.982566>

**DUFFY, C. (2016)** Misidentification of *Carcharhinus galapagensis* (Snodgrass & Heller, 1905) in the Southwest Pacific Ocean. *Zootaxa*, 4132 (1): 97-106 <http://dx.doi.org/10.11646/zootaxa.4132.1.8>

**DUFFY, C. (2016)** Species descriptions: *Squalus cubensis* In: *Database of modern sharks, rays and chimaeras*, [www.shark-references.com](http://www.shark-references.com), World Wide Web electronic publication, Version 09/2016

**DUFFY, C. & VOGIATZIS, A. (2016)** First record of the sicklefin devilray *Mobula tarapacana* (Myliobatiformes: Mobulidae) from Australian waters. *Zootaxa*, 4126 (1): 141-145  
<http://dx.doi.org/10.11646/zootaxa.4126.1.9>

**DUFFY, C.A.J. & SCOTT, M. (2016)** Confirmation of the occurrence of the sandbar shark *Carcharhinus plumbeus* (Nardo, 1827) at Norfolk Island, Tasman Sea. *Zootaxa*, 4171 (1): 187-190  
<http://dx.doi.org/10.11646/zootaxa.4171.1.11>

**DULVY, N.K. & DAVIDSON, L.N.K. & KYNE, P.M. & SIMPFENDORFER, C.A. & HARRISON, L.R. & CARLSON, J.K. & FORDHAM, S.V. (2016)** Ghosts of the coast: global extinction risk and conservation of sawfishes. *Aquatic Conservation: Marine and Freshwater Ecosystems*, 26 (1): 134-153 <http://dx.doi.org/10.1002/aqc.2525>

- DUNN, D.C. & MOXLEY, J.H. & HALPIN, P.N. (2016)** Temperature-based targeting in a multispecies fishery under climate change. *Fisheries Oceanography*, 25 (2): 105-118  
<http://dx.doi.org/10.1111/fog.12138>
- DYLDIN, Y.V. & ORLOV, A.M. (2016)** Ichthyofauna of Fresh and Brackish Waters of Sakhalin Island: an Annotated List with Taxonomic Comments: 1. Petromyzontidae–Clupeidae Families. *Journal of Ichthyology*, 56 (4): 534–555 <http://dx.doi.org/10.1134/S0032945216040032>
- EBERT, D.A. (2016)** Deep-sea cartilaginous fishes of the southeastern Pacific Ocean. *FAO Species Catalogue for Fishery Purposes No. 10*, 254 pp.
- EBERT, D.A. & MOSTARDA, E. (2016)** Identification Guide to the Deep-sea Cartilaginous Fishes of the Southeastern Pacific Ocean. *FAO, FishFinder Programme*: 58 p.
- EBERT, D.A. & STRAUBE, N. & LESLIE, R.W. & WEIGMANN, S. (2016)** *Etmopterus alphas* n. sp.: a new lanternshark (Squaliformes: Etmopteridae) from the south-western Indian Ocean. *African Journal of Marine Science*, 38 (3): 329–340 <http://dx.doi.org/10.2989/1814232X.2016.1198275>
- EBRAHIMI, M. & ABBASPOOR, M. (2016)** Imitation of the body/caudal fin undulatory swimming of a spiny dogfish (*Squalus acanthias*): The kinematic equation. *Proceedings of the Institution of Mechanical Engineers Part M-Journal of Engineering for the Maritime Environment*, 230 (2): 388-403  
<http://dx.doi.org/10.1177/1475090215583100>
- EDDY, C. & BRILL, R.W. & BERNAL, D. (2016)** Rates of at-vessel mortality and post-release survival of pelagic sharks captured with tuna purse seines around drifting fish aggregating devices (FADs) in the equatorial eastern Pacific Ocean. *Fisheries Research*, 174: 109-117
- EHEMANN, N. & MARÍN-SANZ, J. & BARANY-GONZÁLEZ, M. (2016)** Two cases of two-head shark embryos, Smalleye Smooth-Hound *Mustelus higmani* and the Blue Shark *Prionace glauca*. [Dos casos de dos cabezas en embriones de tiburón, viuda amarilla *Mustelus higmani* y el tiburón azul *Prionace glauca*.] *Boletín de Investigaciones Marinas y Costeras*, 45 (1): 149-153
- ELIZABETH, R.P.N. & DE GUEVARA, G.C.L. & LOPEZ-HERRERA, D.L. & ALTAMIRANO-RAMIREZ, I.R. (2016)** Trophic interactions between five pelagic fish species cohabiting in the coast of Oaxaca, Mexico. *Hidrobiologica*, 26 (1): 77-85
- EMAMI-KHOYI, A. & HARTLEY, D.A. & PATERSON, A.M. & BOREN, L.J. & CRUICKSHANK, R.H. & ROSS, J.G. & MURPHY, E.C. & ELSE, T.A. (2016)** Identifying prey items from New Zealand fur seal (*Arctocephalus forsteri*) faeces using massive parallel sequencing. *Conservation Genetics Resources*, 8 (3): 343-352 <http://dx.doi.org/10.1007/s12686-016-0560-9>
- EMAMI-KHOYI, A. & HARTLEY, D.A. & PATERSON, A.M. & BOREN, L.J. & CRUICKSHANK, R.H. & ROSS, J.G. & MURPHY, E.C. & ELSE, T.A. (2016)** Erratum to: Identifying prey items from New Zealand fur seal (*Arctocephalus forsteri*) faeces using massive parallel sequencing. *Conservation Genetics Resources*, 8 (3): 353-357
- ENAULT, S. & ADNET, S. & DEBIAIS-THIBAUD, M. (2016)** Skeletogenesis during the late embryonic development of the catshark *Scyliorhinus canicula* (Chondrichthyes; Neoselachii). *M3 Journal*, 1 (4): e2 <http://dx.doi.org/10.18563/m3.1.4.e2>
- ENAULT, S. & AUCLAIR, C. & ADNET, S. & DEBIAIS-THIBAUD, M. (2016)** A complete protocol for the preparation of chondrichthyan skeletal specimens. *Journal of Applied Ichthyology*, 32 (3): 409-415  
<http://dx.doi.org/10.1111/jai.13050>
- ENDO, T. & KIMURA, O. & OHTA, C. & KOGA, N. & KATO, Y. & FUJII, Y. & HARAGUCHI, K. (2016)** Metal Concentrations in the Liver and Stable Isotope Ratios of Carbon and Nitrogen in the Muscle of Silvertip Shark (*Carcharhinus albimarginatus*) Culled off Ishigaki Island, Japan: Changes with Growth. *PLoS ONE*, 11 (2): e0147797 <http://dx.doi.org/10.1371/journal.pone.0147797>
- ENGRÁCIA DE MORAES, J. & AGUINAGA, J.Y. & DE OLIVEIRA VIADANNA, P. & DE MORAES, F.R. (2016)** A histology-based study in apparently healthy wild freshwater stingrays *Potamotrygon motoro*. *Comparative Clinical Pathology*, 25 (1): 165-168 <http://dx.doi.org/10.1007/s00580-015-2162-4>
- ERONAT, E.G.T. (2016)** Feeding ecology and trophic level of *Chimaera monstrosa* Linnaeus, 1758 (Holocephali: Chimaeridae) in the Eastern Mediterranean. *Zoology in the Middle East*, 62 (1): 51-57  
<http://dx.doi.org/10.1080/09397140.2015.1132560>

- ESCALLE, L. & GAERTNER, D. & CHAVANCE, P. & DE MOLINA, A.D. & ARIZ, J. & MERIGOT, B. (2016)** Consequences of fishing moratoria on catch and bycatch: the case of tropical tuna purse-seiners and whale and whale shark associated sets. *Biodiversity and Conservation*, 25 (9): 1637-1659 <http://dx.doi.org/10.1007/s10531-016-1146-2>
- ESCALLE, L. & MURUA, H. & AMANDE, J.M. & ARREGUI, I. & CHAVANCE, P. & DELGADO DE MOLINA, A. & GAERTNER, D. & FRAILE, I. & FILMALTER, J.D. & SANTIAGO, J. & FORGET, F. & ARRIZABALAGA, H. & DAGORN, L. & MERIGOT, B. (2016)** Post-capture survival of whale sharks encircled in tuna purse-seine nets: tagging and safe release methods. *Aquatic Conservation: Marine and Freshwater Ecosystems*, 26 (4): 782-789 <http://dx.doi.org/10.1002/aqc.2662>
- ESCOBAR-SANCHEZ, O. & RUELAS-INZUNZA, J. & MORENO-SANCHEZ, X.G. & ROMO-PINERA, A.K. & FRIAS-ESPERICUETA, M.G. (2016)** Mercury Concentrations in Pacific Angel Sharks (*Squatina californica*) and Prey Fishes from Southern Gulf of California, Mexico. *Bulletin of environmental contamination and toxicology*, 96 (1): 15-9 <http://dx.doi.org/10.1007/s00128-015-1708-0>
- ESPINOZA, M. & HEUPEL, M.R. & TOBIN, A.J. & SIMPFENDORFER, C.A. (2016)** Evidence of Partial Migration in a Large Coastal Predator: Opportunistic Foraging and Reproduction as Key Drivers? *PLoS ONE*, 11 (2): e0147608 <http://dx.doi.org/10.1371/journal.pone.0147608>
- ESTALLES, M.L. & CHIARAMONTE, G.E. & FARIA, V.V. & LUZZATTO, D.C. & DÍAZ DE ASTARLOA, J.M. (2016)** The southernmost range limit for the hidden angelshark *Squatina occulta*. *Marine Biodiversity Records*, 9: 58 <http://dx.doi.org/10.1186/s41200-016-0066-x>
- ESTALLES, M.L. & PERIER, M.R. & DI GIÁCOMO, E.E. (2016)** Trophic ecology of the smallnose fanskate *Sympterygia bonapartii* in the San Matías Gulf, northern Patagonia, Argentina. *Ichthyological Research*, 63 (2): 207-217 <http://dx.doi.org/10.1007/s10228-015-0489-0>
- ESTUPIÑÁN-MONTAÑO, C. & GALVÁN-MAGAÑA, F. & HACOEN-DOMENÉ, A. & ESTUPIÑÁN-ORTÍZ, J.F. (2016)** First reports of smalltooth sand tiger sharks, *Odontaspis ferox* (Elasmobranchii: Lamniformes: Odontaspidae), off the continental Ecuador. *Acta Ichthyologica Et Piscatoria*, 46 (3): 251–253 <http://dx.doi.org/10.3750/AIP2016.46.3.09>
- EVERY, S.L. & PETHYBRIDGE, H.R. & CROOK, D.A. & KYNE, P.M. & FULTON, C.J. (2016)** Comparison of fin and muscle tissues for analysis of signature fatty acids in tropical euryhaline sharks. *Journal of Experimental Marine Biology and Ecology*, 479: 46–53 <http://dx.doi.org/10.1016/j.jembe.2016.02.011>
- FALLOWS, C. & FALLOWS, M. & HAMMERSCHLAG, N. (2016)** Effects of lunar phase on predator-prey interactions between white shark (*Carcharodon carcharias*) and Cape fur seals (*Arctocephalus pusillus pusillus*). *Environmental Biology of Fishes*, 99 (11): 805-812 <http://dx.doi.org/10.1007/s10641-016-0515-8>
- FARRUGIA, T.J. & GOLDMAN, K.J. & TRIBUZIO, C. & SEITZ, A.C. (2016)** First use of satellite tags to examine movement and habitat use of big skates *Beringraja binoculata* in the Gulf of Alaska. *Marine Ecology Progress Series*, 556: 209-221 <http://dx.doi.org/10.3354/meps11842>
- FEITOSA, L.M. & MARTINS, A.P.B. & NUNES, J.L.S. (2016)** New record of *Carcharhinus leucas* (Valenciennes, 1839) in an equatorial river system. *Marine Biodiversity Records*, 9: 87 <http://dx.doi.org/10.1186/s41200-016-0094-6>
- FERNÁNDEZ-ORDÓÑEZ, J.C. & LASSO-ALCALÁ, O. & RON, E. (2016)** First evidence of an Osprey *Pandion haliaetus* preying on elasmobranchs. *Revista Venezolana de Ornitología*, 6: 65–67
- FERRANDO, S. & GALLUS, L. & GAMBARELLA, C. & CROCE, D. & DAMIANO, G. & MAZZARINO, C. & VACCHI, M. (2016)** First description of a palatal organ in *Chimaera monstrosa* (Chondrichthyes, Holocephali). *The Anatomical Record*, 299 (1): 118–131 <http://dx.doi.org/10.1002/ar.23280>
- FERRANDO, S. & GALLUS, L. & GHIGLIOTTI, L. & VACCHI, M. & NIELSEN, J. & CHRISTIANSEN, J.S. & PISANO, E. (2016)** Gross morphology and histology of the olfactory organ of the Greenland shark *Somniosus microcephalus*. *Polar Biology*, 39 (8): 1399-1409 <http://dx.doi.org/10.1007/s00300-015-1862-1>
- FERRETTI, F. & MOREY VERD, G. & SERET, B. & SULIĆ ŠPREM, J. & MICHELI, F. (2016)** Falling through the cracks: the fading history of a large iconic predator. *Fish and Fisheries*, 17 (3): 875–889 <http://dx.doi.org/10.1111/faf.12108>



- FEUTRY, P. & EVERY, S.L. & KYNE, P.M. & SUN, R. & CHEN, X. (2016)** Complete mitochondrial genome of the Pigeye Shark *Carcharhinus amboinensis* (Carcharhiniformes: Carcharhinidae). *Mitochondrial DNA*, 27 (3): 2429-2130 <http://dx.doi.org/10.3109/19401736.2014.982590>
- FEUTRY, P. & KYNE, P.M. & PENG, Z.Q. & PAN, L.H. & CHEN, X. (2016)** Complete mitochondrial genome of the Freshwater Whipray *Himantura dalyensis*. *Mitochondrial DNA*, 27 (3): 1589-1590 <http://dx.doi.org/10.3109/19401736.2014.958682>
- FEUTRY, P. & PILLANS, RD. & KYNE, P.M. & CHEN, X. (2016)** Complete mitogenome of the Graceful Shark *Carcharhinus amblyrhynchoides* (Carcharhiniformes: Carcharhinidae). *Mitochondrial DNA*, 27 (1): 314-315 <http://dx.doi.org/10.3109/19401736.2014.892094>
- FIELDS, A.T. & FELDHEIM, K.A. & GELSLEICHTER, J. & PFOERTNER, C. & CHAPMAN, D.D. (2016)** Population structure and cryptic speciation in bonnethead sharks *Sphyrna tiburo* in the south-eastern U.S.A. and Caribbean. *Journal of Fish Biology*, 89 (5): 2219-2233 <http://dx.doi.org/10.1111/jfb.13025>
- FINDLAY, R. & GENNARI, E. & CANTOR, M. & TITTENSOR, D.P. (2016)** How solitary are white sharks: social interactions or just spatial proximity? *Behavioral Ecology and Sociobiology*, 70 (10): 1735-1744 <http://dx.doi.org/10.1007/s00265-016-2179-y>
- FINGER, J.S. & DHELLEMES, F. & GUTTRIDGE, T.L. & KURVERS, R.H.J.M. & GRUBER, S.H. & KRAUSE, J. (2016)** Rate of movement of juvenile lemon sharks in a novel open field, are we measuring activity or reaction to novelty? *Animal Behaviour*, 116: 75-82 <http://dx.doi.org/10.1016/j.anbehav.2016.03.032>
- FINUCCI, B. & BUSTAMANTE, C. & JONES, E.G. & DUNN, M.R. (2016)** Reproductive biology and feeding habits of the prickly dogfish *Oxynotus bruniensis*. *Journal of Fish Biology*, 89 (5): 2345-2364 <http://dx.doi.org/10.1111/jfb.13116>
- FLORIO, D. & GRIDELLI, S. & FIORAVANTI, M.L. & ZANONI, R.G. (2016)** First isolation of *Tenacibaculum maritimum* in a captive sand tiger shark (*Carcharias taurus*). *Journal of Zoo and Wildlife Medicine*, 47 (1): 351-353 <http://dx.doi.org/10.1638/2015-0064.1>
- FLOWERS, K.I. & AJEMIAN, M.J. & BASSOS-HULL, K. & FELDHEIM, K.A. & HUETER, R.E. & PAPASTAMATIOU, Y.P. & CHAPMAN, D.D. (2016)** A review of batoid philopatry, with implications for future research and population management. *Marine Ecology Progress Series*, 562: 251-261 <http://dx.doi.org/10.3354/meps11963>
- FONTENELLE, J.P. & DE CARVALHO, M.R. (2016)** Systematic implications of brain morphology in potamotrygonidae (Chondrichthyes: Myliobatiformes). *Journal of Morphology*, 277 (2): 252-263 <http://dx.doi.org/10.1002/jmor.20493>
- FORTIBUONI, T. & BORME, D. & FRANCESCHINI, G. & GIOVANARDI, O. & RAICEVICH, S. (2016)** Common, rare or extirpated? Shifting baselines for common angelshark, *Squatina squatina* (Elasmobranchii: Squatinidae), in the Northern Adriatic Sea (Mediterranean Sea). *Hydrobiologia*, 772 (1): 247-259 <http://dx.doi.org/10.1007/s10750-016-2671-4>
- FRANCIS, M.P. (2016)** Distribution, habitat and movement of juvenile smooth hammerhead sharks (*Sphyrna zygaena*) in northern New Zealand. *New Zealand Journal of Marine and Freshwater Research*, 50 (4): 506-525 <http://dx.doi.org/10.1080/00288330.2016.1171244>
- FRISCH, A.J. & IRELAND, M. & RIZZARI, J.R. & LÖNNSTEDT, O.M. & MAGNENAT, K.A. & MIRBACH, C.E. & HOBBS, J.-P.A. (2016)** Reassessing the trophic role of reef sharks as apex predators on coral reefs. *Coral Reefs*, 35 (2): 459-472 <http://dx.doi.org/10.1007/s00338-016-1415-2>
- FRODELLA, N. & CANNAS, R. & VELONÀ, A. & CARBONARA, P. & FARRELL, E. D. & FIORENTINO, F. & FOLLESAM M.C. & GAROFALO, G. & HEMIDA, F. & MANCUSI, C. & STAGIONI, M. & UNGARO, N. & SERENA, F. & TINTI, F. & CARIANI, A. (2016)** Population connectivity and phylogeography of the Mediterranean endemic skate *Raja polystigma* and evidence of its hybridization with the parapatric sibling *R. montagui*. *Marine Ecology Progress Series*, 554: 99-113 <http://dx.doi.org/10.3354/meps11799>
- FU, A.L. & HAMMERSCHLAG, N. & LAUDER, G.V. & WILGA, C.D. & KUO, C.-Y. & IRSCHICK, D.J. (2016)** Ontogeny of head and caudal fin shape of an apex marine predator: The tiger shark (*Galeocerdo cuvier*). *Journal of Morphology*, 277 (5): 556-564 <http://dx.doi.org/10.1002/jmor.20515>

- FUENTES, M.P.B. & CHAMBERS, L. & CHIN, A. & DANN, P. & DOBBS, K. & MARSH, H. & POLOCZANSKA, E. & MAISON, K. & TURNER, M. & PRESSEY, R. (2016)** Adaptive management of marine mega-fauna in a changing climate. *Mitigation and Adaptation Strategies for Global Change*, 21 (2): 209-224 <http://dx.doi.org/10.1007/s11027-014-9590-3>
- GAION, A. & SCUDERI, A. & SARTORI, D. & PELLEGRINI, D. & LIGAS, A. (2016)** Trace metals in tissues of *Galeus melastomus* Rafinesque, 1810 from the northern Tyrrhenian Sea (NW Mediterranean). *Acta Adriatica*, 57 (1): 165-171
- GAITÁN-ESPITIA, J.D. & SOLANO-IGUARAN, J.J. & TEJADA-MARTINEZ, D. & QUINTERO-GALVIS, J.F. (2016)** Mitogenomics of electric rays: evolutionary considerations within Torpediniformes (Batoidea; Chondrichthyes). *Zoological Journal of the Linnean Society*, 178 (2): 257–266 <http://dx.doi.org/10.1111/zoj.12417>
- GALLAGHER, A.J. (2016)** Coexisting with Sharks: A Response to Carter and Linnell. *Trends in Ecology & Evolution*, 31 (11): 817-818 <http://dx.doi.org/10.1016/j.tree.2016.08.011>
- GALVÁN, D.E. & JAÑEZ, J. & IRIGOYEN, A.J. (2016)** Estimating tissue-specific discrimination factors and turnover rates of stable isotopes of nitrogen and carbon in the smallnose fanskate *Sympterygia bonapartii* (Rajidae). *Journal of Fish Biology*, 89 (2): 1258–1270 <http://dx.doi.org/10.1111/jfb.13024>
- GALVÁN-TIRADO, C. & HINOJOSA-ALVAREZ, S. & DIAZ-JAIMES, P. & MARCET-HOUBEN, M. & GARCÍA-DE-LEÓN, F.J. (2016)** The complete mitochondrial DNA of the silky shark (*Carcharhinus falciformis*). *Mitochondrial DNA*, 27 (1): 157-158 <http://dx.doi.org/10.3109/19401736.2013.878922>
- GAO, C.X. & DAI, X.J. & TIAN, S.Q. & WU, F. & ZHU, J.F. (2016)** Demographic analysis of the blue shark, *Prionace glauca*, in the North Atlantic Ocean. [Article in Chinese] *Yingyong Shengtai Xuebao*, 27 (2): 622-628
- GAO, Y. & LIU, T. & WEI, T. & GENG, X. & WANG, J. & MA, H. (2016)** Complete mitochondrial genome of Clouded angelshark (*Squatina nebulosa*). *Mitochondrial DNA*, 27 (3): 1599-1600 <http://dx.doi.org/10.3109/19401736.2014.958687>
- GEARIN, C. (2016)** Sharks that may get to the ripe old age of 500. *New Scientist*, 231 (3087): 12
- GEELHOED, S.C.V. & JANINHOFF, N. & VERDAAT, J.P. (2016)** First visual record of a living basking shark *Cetorhinus maximus* in the Caribbean Sea. *Caribbean Journal of Science*, 49 (1): 76-78 <http://dx.doi.org/10.18475/cjos.v49i1.a7>
- GERAGHTY, P.T. & MACBETH, W.G. & WILLIAMSON, J.E. (2016)** Aspects of the reproductive biology of dusky, spinner and sandbar sharks (Family Carcharhinidae) from the Tasman Sea. *Marine and Freshwater Research*, 67 (4): 513-525 <http://dx.doi.org/10.1071/MF14228>
- GERVAIS, C. & MOURIER, J. & RUMMER, J.L. (2016)** Developing in warm water: irregular colouration and patterns of a neonate elasmobranch. *Marine Biodiversity*, 46 (4): 743–744 <http://dx.doi.org/10.1007/s12526-015-0429-2>
- GIGLIO, V.J. & BORNATOWSKI, H. (2016)** Fishers' ecological knowledge of small-eye hammerhead, *Sphyrna tudes*, in a tropical estuary. *Neotropical Ichthyology*, 14 (2): e150103 <http://dx.doi.org/10.1590/1982-0224-20150103>
- GIGLIO, V.J. & LUIZ, O.J. & REIS, M.S. & GERHARDINGER, L.C. (2016)** Memories of sawfish fisheries in a southwestern Atlantic estuary. *SPC Traditional Marine Resource Management and Knowledge Information Bulletin*, 36: 28-32
- GILES, J.L. & RIGINOS, C. & NAYLOR, G.J.P. & DHARMADI, OVENDEN, J.R. (2016)** Genetic and phenotypic diversity in the wedgefish *Rhynchobatus australiae*, a threatened ray of high value in the shark fin trade. *Marine Ecology Progress Series*, 548: 165–180 <http://dx.doi.org/10.3354/meps11617>
- GILLIS, J.A. & HALL, B.K. (2016)** A shared role for sonic hedgehog signalling in patterning chondrichthyan gill arch appendages and tetrapod limbs. *Development*, 143 (8): 1313-1317 <http://dx.doi.org/10.1242/dev.133884>
- GILMAN, E. & CHALOUPKA, M. & SWIMMER, Y. & PIOVANO, S. (2016)** A cross-taxa assessment of pelagic longline by-catch mitigation measures: conflicts and mutual benefits to elasmobranchs. *Fish and Fisheries*, 17 (3): 748–784 <http://dx.doi.org/10.1111/faf.12143>

- GIRGIN, H. & BAŞUSTA, N. (2016)** Testing staining techniques to determine age and growth of *Dasyatis pastinaca* (Linnaeus, 1758) captured in Iskenderun Bay, northeastern Mediterranean. *Journal of Applied Ichthyology*, 32 (3): 595-601 <http://dx.doi.org/10.1111/jai.13077>
- GOKKUS, K. & TURKMEN, M. (2016)** Assessment of Heavy Metal Levels in Tissues of Common Guitarfish (*Rhinobatos rhinobatos*) from Iskenderun and Antalya Bays, Northeastern Mediterranean Sea. *Indian Journal of Geo-Marine Sciences*, 45 (11): 1540-1548
- GOMES DO RÊGO, M. & FITZPATRICK, J.L. & HAZIN, F.H.V. & ARAUJO, M.L.G. & BARROS, M.E.G. & EVÊNCIO NETO, J. (2016)** Comparison of the Morphology and Histomorphometry of Spermatogenic Cyst of Three Sharks Species With Diametric Testes. *The Anatomical Record*, 299 (6): 759-768 <http://dx.doi.org/10.1002/ar.23326>
- GONZÁLEZ ISÁIS, M. & MONTES DOMÍNGUEZ, H.M. (2016)** Compared Morphology of the Cephalic Musculature in Five Species of Genus *Urotrygon* (Chondrichthyes: Urolophidae). *International Journal of Morphology*, 34 (1): 7-12
- GONZALEZ-PESTANA, A. & KOURI, J.C. & VELEZ-ZUAZO, X. (2016)** Shark fisheries in the Southeast Pacific: A 61-year analysis from Peru. *F1000Research* 2016, 3:164 <http://dx.doi.org/10.12688/f1000research.4412.2>
- GORDON, C.A. & HOOD, A.R. & ELLIS, J.R. (2016)** Descriptions and revised key to the eggcases of the skates (Rajiformes: Rajidae) and catsharks (Carcharhiniformes: Scyliorhinidae) of the British Isles. *Zootaxa*, 4150 (3): <http://dx.doi.org/10.11646/zootaxa.4150.3.2>
- GORE, M.A. & FREY, P.H. & ORMOND, R.F. & ALLAN, H. & GILKES, G. (2016)** Use of Photo-Identification and Mark-Recapture Methodology to Assess Basking Shark (*Cetorhinus maximus*) Populations. *PLoS ONE*, 11 (3): e0150160 <http://dx.doi.org/10.1371/journal.pone.0150160>
- GOSHIMA, M. & SEKIGUCHI, R. & MATSUSHITA, M. & NONAKA, M. (2016)** The complement system of elasmobranchs revealed by liver transcriptome analysis of a hammerhead shark, *Sphyrna zygaena*. *Developmental and Comparative Immunology*, 61: 13-24 <http://dx.doi.org/10.1016/j.dci.2016.03.009>
- GRAČAN, R. & HEPPELL, S.A. & LACKOVIĆ, G. & LAZAR, B. (2016)** Age and growth dynamics of spiny dogfish, *Squalus acanthias*, in the Adriatic Sea (Eastern Mediterranean Sea). *Marine and Freshwater Research*, 67 (3): 357-367 <http://dx.doi.org/10.1071/MF14116>
- GRAHAM, F. & RYNNE, P. & ESTEVANEZ, M. & LUO, J. & AULT, J.S. & HAMMERSCHLAG, N. (2016)** Use of marine protected areas and exclusive economic zones in the subtropical western North Atlantic Ocean by large highly mobile sharks. *Diversity and Distributions*, 22 (5): 534-546 <http://dx.doi.org/10.1111/ddi.12425>
- GRAHAM, K.J. & POLLARD, D.A. & GORDON, I. & WILLIAMS, S. & FLAHERTY, A.A. & FERGUSON, I.K. & DICKEN, M. (2016)** *Odontaspis ferox* In: IUCN 2012. IUCN Red List of Threatened Species. Version 2012.2. <[www.iucnredlist.org](http://www.iucnredlist.org)>
- GREENWAY, E. & JONES, K.S. & COOKE, G.M. (2016)** Environmental enrichment in captive juvenile thornback rays, *Raja clavata* (Linnaeus 1758). *Applied Animal Behaviour Science*, 182: 86-93 <http://dx.doi.org/10.1016/j.applanim.2016.06.008>
- GRUBBS, R.D. & CARLSON, J.K. & ROMINE, J.G. & CURTIS, T.H. & MCELROY, W.D. & MCCANDLESS, C.T. & COTTON, C.F. & MUSICK, J.A. (2016)** Critical assessment and ramifications of a purported marine trophic cascade. *Scientific Reports*, 6: 20970 <http://dx.doi.org/10.1038/srep20970>
- GRUBER, D.F. & LOEW, E.R. & DEHEYN, D.D. & AKKAYNAK, D. & GAFFNEY, J.P. & SMITH, W.L. & DAVIS, M.P. & STERN, J.H. & PIERIBONE, V.A. & SPARKS, J.S. (2016)** Biofluorescence in Catsharks (Scyliorhinidae): Fundamental Description and Relevance for Elasmobranch Visual Ecology *Scientific Reports*, 6: 24751 <http://dx.doi.org/10.1038/srep24751>
- GRUN, T.B. (2016)** Echinoid test damage by a stingray predator. *Lethaia*, 49 (3): 285-286 <http://dx.doi.org/10.1111/let.12165>
- GUBILI, C. & MACLEOD, K. & PERRY, W. & HANEL, P. & BATZAKAS, I. & FARRELL, E.D. & LYNHAMMAR, A. & MANCUSI, C. & MARIANI, S. & MENEZES, G.M. & NEAT, F. & SCARCELLA, G. & GRIFFITHS, A.M. (2016)** Connectivity in the Deep: Phylogeography of the Velvet

Belly Lanternshark. *Deep Sea Research Part I: Oceanographic Research Papers*, 115: 233-239  
<http://dx.doi.org/10.1016/j.dsr.2016.07.002>

**GUIDA, L. & WALKER, T.I. & REINA, R.D. (2016)** The adenylate energy charge as a new and useful indicator of capture stress in chondrichthyans. *Journal of Comparative Physiology B: Biochemical, Systemic, and Environmental Physiology*, 186 (2): 193-204 <http://dx.doi.org/10.1007/s00360-015-0948-y>

**GUIDA, L. & WALKER, T.I. & REINA, R.D. (2016)** Temperature Insensitivity and Behavioural Reduction of the Physiological Stress Response to Longline Capture by the Gummy Shark, *Mustelus antarcticus*. *PLoS ONE*, 11 (2): e0148829 <http://dx.doi.org/10.1371/journal.pone.0148829>

**HAAS, D.L. & EBERT, D.A. & CAILLIET, G.M. (2016)** Comparative age and growth of the Aleutian skate, *Bathyraja aleutica*, from the eastern Bering Sea and Gulf of Alaska. *Environmental Biology of Fishes*, 99 (11): 813-828 <http://dx.doi.org/10.1007/s10641-016-0518-5>

**HACOHEN-DOMENÉ, A. & POLANCO-VÁSQUEZ, F. & GRAHAM, R.T. (2016)** First report of the whitesaddled catshark *Scyliorhinus hesperius* (Springer 1966) in Guatemala's Caribbean Sea. *Marine Biodiversity Records*, 9 (1): 101 <http://dx.doi.org/10.1186/s41200-016-0103-9>

**HAMBRIGHT, D. & GUSS, D. & SMITH, J.T. (2016)** Unique Case of Posterior Tibial Tendon Dysfunction After Stingray Strike. *Foot & Ankle Specialist*, 9 (3): 275-278  
<http://dx.doi.org/10.1177/1938640015592839>

**HAMMERSCHLAG, N. & BELL, I. & FITZPATRICK, R. & GALLAGHER, A.J. & HAWKES, L.A. & MEEKAN, M.G. & STEVENS, J.D. & THUMS, M. & WITT, M.J. & BARNETT, A. (2016)** Behavioral evidence suggests facultative scavenging by a marine apex predator during a food pulse. *Behavioral Ecology and Sociobiology*, 70 (10): 1777-1788 <http://dx.doi.org/10.1007/s00265-016-2183-2>

**HAMMERSCHLAG, N. & DAVIS, D.A. & MONDO, K. & SEELY, M.S. & MURCH, S.J. & GLOVER, W.B. & DIVOLL, T. & EVERS, D.C. & MASH, D.C. (2016)** Cyanobacterial Neurotoxin BMAA and Mercury in Sharks. *Toxins*, 8 (8): 238 <http://dx.doi.org/10.3390/toxins8080238>

**HARBORNE, A.R. & TALWAR, B. & BROOKS, E.J. (2016)** The conservation implications of spatial and temporal variability in the diurnal use of Bahamian tidal mangrove creeks by transient predatory fishes. *Aquatic Conservation: Marine and Freshwater Ecosystems*, 26 (1): 202-211  
<http://dx.doi.org/10.1002/aqc.2538>

**HARMON, T.S. & KAMERMAN, T.Y. & CORWIN, A.L. & SELLAS, A.B. (2016)** Consecutive parthenogenetic births in a spotted eagle ray *Aetobatus narinari*. *Journal of Fish Biology*, 88 (2): 741-745 <http://dx.doi.org/10.1111/jfb.12819>

**HARRELL, T.L. & PEREZ-HUERTA, A. & PHILLIPS, G. (2016)** Strontium isotope age-dating of fossil shark tooth enameloid from the Upper Cretaceous Strata of Alabama and Mississippi, USA. *Cretaceous Research*, 62: 1-12 <http://dx.doi.org/10.1016/j.cretres.2016.01.011>

**HARRY, A.V. & SAUNDERS, R.J. & SMART, J.J. & YATES, P.M. & SIMPFENDORFER, C.A. & TOBIN, A.J. (2016)** Assessment of a data-limited, multi-species shark fishery in the Great Barrier Reef Marine Park and south-east Queensland. *Fisheries Research*, 177: 104-115  
<http://dx.doi.org/10.1016/j.fishres.2015.12.008>

**HART, H.R. & EVANS, A.N. & GELSLEICHTER, J. & AHEARN, G.A. (2016)** Molecular identification and functional characteristics of peptide transporters in the bonnethead shark (*Sphyrna tiburo*). *Journal of Comparative Physiology B: Biochemical, Systemic, and Environmental Physiology*, 186 (7): 855-866 <http://dx.doi.org/10.1007/s00360-016-0999-8>

**HASEGAWA, K. & KATO, A. & WATANABE, T. & TAKAGI, W. & ROMERO, M.F. & BELL, J.D. & TOOP, T. & DONALD, J.A. & HYODO, S. (2016)** Sulfate transporters involved in sulfate secretion in the kidney are localized in the renal proximal tubule II of the elephant fish (*Callorhynchus milii*). *American Journal of Physiology. Regulatory, Integrative and Comparative Physiology*, 311 (1): R66-78  
<http://dx.doi.org/10.1152/ajpregu.00477.2015>

**HAULSEE, D.E. & FOX, D.A. & BREECE, M.W. & BROWN, L.M. & KNEEBONE, J. & SKOMAL, G.B. & OLIVER, M.J. (2016)** Social Network Analysis Reveals Potential Fission-Fusion Behavior in a Shark. *Scientific Reports*, 6: 34087 <http://dx.doi.org/10.1038/srep34087>

- HAULSEE, D.E. & FOX, D.A. & BREECE, M.W. & CLAUSS, T.M. & OLIVER, M.J. (2016)** Implantation and Recovery of Long-Term Archival Transceivers in a Migratory Shark with High Site Fidelity. *PLoS ONE*, 11 (2): e0148617 <http://dx.doi.org/10.1371/journal.pone.0148617>
- HEARN, A.R. & GREEN, J. & ROMAN, M.H. & ACUNA-MARRERO, D. & ESPINOZA, E. & KLIMLEY, A.P. (2016)** Adult female whale sharks make long-distance movements past Darwin Island (Galapagos, Ecuador) in the Eastern Tropical Pacific. *Marine Biology*, 163: 214 <http://dx.doi.org/10.1007/s00227-016-2991-y>
- HEINRICH, D.D.U. & WATSON, S.-A. & RUMMER, J.L. & BRANDL, S.J. & SIMPFENDORFER, C.A. & HEUPEL, M.R. & MUNDAY, P.L. (2016)** Foraging behaviour of the epaulette shark *Hemiscyllium ocellatum* is not affected by elevated CO<sub>2</sub>. *ICES Journal of Marine Science*, 73 (3): 633-640 <http://dx.doi.org/10.1093/icesjms/fsv085>
- HENDERSON, A.C. & JOURDAN, A. & BELL, K. (2016)** Assessing the incidental value of a marine reserve to a lemon shark *Negaprion brevirostris* nursery. *Aquatic Conservation: Marine and Freshwater Ecosystems*, 26 (3): 482-491 <http://dx.doi.org/10.1002/aqc.2627>
- HENDERSON, A.C. & REEVE, A.J. & JABADO, R.W. & NAYLOR, G.J.P. (2016)** Taxonomic assessment of sharks, rays and guitarfishes (Chondrichthyes: Elasmobranchii) from south-eastern Arabia, using the NADH dehydrogenase subunit 2 (NADH2) gene. *Zoological Journal of the Linnean Society*, 176 (2): 399-442 <http://dx.doi.org/10.1111/zoj.12309>
- HENRY, L.-A. & STEHMANN, M.F.W. & DE CLIPPELE, L. & FINDLAY, H.S. & GOLDING, N. & ROBERTS, J.M. (2016)** Seamount egg-laying grounds of the deep-water skate *Bathyraja richardsoni*. *Journal of Fish Biology*, 89 (2): 1473-1481 <http://dx.doi.org/10.1111/jfb.13041>
- HERNÁNDEZ-AGUILAR, S.B. & ESCOBAR-SÁNCHEZ, O. & GALVÁN-MAGAÑA, F. & ABITIA-CÁRDENAS, L.A. (2016)** Trophic ecology of the blue shark (*Prionace glauca*) based on stable isotopes ( $\delta^{13}\text{C}$  and  $\delta^{15}\text{N}$ ) and stomach content. *Journal of the Marine Biological Association of the United Kingdom*, 96 (7): 1403-1410 <http://dx.doi.org/10.1017/S0025315415001393>
- HIGASHIYAMA, H. & HIRASAWA, T. & OISI, Y. & SUGAHARA, F. & HYODO, S. & KANAI, Y. & KURATANI, S. (2016)** On the vagal cardiac nerves, with special reference to the early evolution of the head-trunk interface. *Journal of Morphology*, 277 (9): 1146-1158 <http://dx.doi.org/10.1002/jmor.20563>
- HINOJOSA-ALVAREZ, S. & WALTER, R.P. & DIAZ-JAIMES, P. & GALVAN-MAGANA, F. & PAIG-TRAN, E.M. (2016)** A potential third Manta Ray species near the Yucatan Peninsula? Evidence for a recently diverged and novel genetic Manta group from the Gulf of Mexico. *PeerJ*, 4: e2586 <http://dx.doi.org/10.7717/peerj.2586>
- HIRAOKA, Y. & KANAIWA, M. & OHSHIMO, S. & TAKAHASHI, N. & KAI, M. & YOKAWA, K. (2016)** Relative abundance trend of the blue shark *Prionace glauca* based on Japanese distant-water and offshore longliner activity in the North Pacific. *Fisheries Science*, 82 (5): 687-699 <http://dx.doi.org/10.1007/s12562-016-1007-7>
- HOFF, G.R. (2016)** Identification of multiple nursery habitats of skates in the eastern Bering Sea. *Journal of Fish Biology*, 88 (5): 1746-1757 <http://dx.doi.org/10.1111/jfb.12939>
- HOLLENSEAD, L.D. & GRUBBS, R.D. & CARLSON, J.K. & BETHEA, D.M. (2016)** Analysis of fine-scale daily movement patterns of juvenile *Pristis pectinata* within a nursery habitat. *Aquatic Conservation: Marine and Freshwater Ecosystems*, 26 (3): 492-505 <http://dx.doi.org/10.1002/aqc.2556>
- HORN, P.L. (2016)** Biology of the New Zealand carpet shark *Cephaloscyllium isabellum* (Scyliorhinidae). *Journal of Ichthyology*, 56 (3): 336-347 <http://dx.doi.org/10.1134/S0032945216030048>
- HORODYSKY, A.Z. & COOKE, S.J. & GRAVES, J.E. & BRILL, R.W. (2016)** Fisheries conservation on the high seas: linking conservation physiology and fisheries ecology for the management of large pelagic fishes. *Conservation Physiology*, 4 (1): cov059 <http://dx.doi.org/10.1093/conphys/cov059>
- HOWEY, L.A. & TOLENTINO, E.R. & PAPANASTATIOU, Y.P. & BROOKS, E.J. & ABERCROMBIE, D.L. & WATANABE, Y.Y. & WILLIAMS, S. & BROOKS, A. & CHAPMAN, D.D. & JORDAN, L.K.B. (2016)** Into the deep: the functionality of mesopelagic excursions by an oceanic apex predator. *Ecology and Evolution*, 6 (15): 5290-5304 <http://dx.doi.org/10.1002/ece3.2260>

- HOYOS-PADILLA, E.M. & KLIMLEY, A.P. & GALVÁN-MAGAÑA, F. & ANTONIOU, A. (2016)** Contrasts in the movements and habitat use of juvenile and adult white sharks (*Carcharodon carcharias*) at Guadalupe Island, Mexico. *Animal Biotelemetry*, 4: 14 <http://dx.doi.org/10.1186/s40317-016-0106-7>
- HSU, E. (2016)** Assembly and Expression of Shark Ig Genes. *Journal of Immunology*, 196 (9): 3517-3523 <http://dx.doi.org/10.4049/jimmunol.1600164>
- HUANG, H.-W. & SWIMMER, Y. & BIGELOW, K. & GUTIERREZ, A. & FOSTER, D.G. (2016)** Influence of hook type on catch of commercial and bycatch species in an Atlantic tuna fishery. *Marine Policy*, 65: 68-75 <http://dx.doi.org/10.1016/j.marpol.2015.12.016>
- HUANG, X. & YU, J. & CHEN, H. & CHEN, X. & WANG, J. (2016)** Complete mitochondrial genome and the phylogenetic position of the snaggletooth shark *Hemipristis elongata* (Carcharhiniformes: Hemigaleidae). *Mitochondrial DNA Part B*, 1 (1): 538-539 <http://dx.doi.org/10.1080/23802359.2016.1197074>
- HUVENEERS, C. & KLEBE, S. & FOX, A. & BRUCE, B. & ROBBINS, R. & BORUCINSKA, J.D. & JONES, R. & MICHAEL, M.Z. (2016)** First histological examination of a neoplastic lesion from a free-swimming white shark, *Carcharodon carcharias* L. *Journal of Fish Diseases*, 39 (10): 1269-1273 <http://dx.doi.org/10.1111/jfd.12458>
- HWANG, J.Y. & JIN, G.-D. & PARK, J. & KIM, H. & LEE, C.-K. & KWAK, W. & NAM, B.-H. & AN, C.M. & PARK, J.Y. & PARK, K.-H. & HUH, C.-S. & KIM, E.B. (2016)** Complete genome sequence and SNPs of *Raja pulchra* (Rajiformes, Rajidae) mitochondria. *Mitochondrial DNA*, 27 (4): 2975-2977 <http://dx.doi.org/10.3109/19401736.2015.1060467>
- HYATT, M.W. & ANDERSON, P.A. & O'DONNELL, P.M. (2016)** Behavioral Release Condition Score of Bull and Bonnethead Sharks as a Coarse Indicator of Stress. *Journal of Coastal Research*, 32 (6): 1464-1472 <http://dx.doi.org/10.2112/jcoastres-d-15-00108.1>
- IOSILEVSKII, G. & PAPASTAMATIOU, Y.P. (2016)** Relations between morphology, buoyancy and energetics of requiem sharks. *Royal Society Open Science*, 3 (10): 160406 <http://dx.doi.org/10.1098/rsos.160406>
- IQBAL, M. & YUSTIAN, I. (2016)** Occurrence of the giant freshwater stingray *Urogymnus polylepis* in Sumatra, Indonesia (Chondrichthyes: Dasyatidae). *Ichthyological Exploration of Freshwaters*, 27 (4): 333-336
- IRIGOYEN, A. & TROBBIANI, G. (2016)** Depletion of trophy large-sized sharks populations of the Argentinean coast, south-western Atlantic: insights from fishers' knowledge. *Neotropical Ichthyology*, 14 (1): e150081 <http://dx.doi.org/10.1590/1982-0224-20150081>
- IZZO, C. & HUVENEERS, C. & DREW, M. & BRADSHAW, C.J.A. & DONNELLAN, S.C. & GILLANDERS, B.M. (2016)** Vertebral chemistry demonstrates movement and population structure of bronze whaler sharks. *Marine Ecology Progress Series*, 556: 195-207 <http://dx.doi.org/10.3354/meps11840>
- JABADO, R.W. & AL GHAIS, S.M. & HAMZA, W. & ROBINSON, D.P. & HENDERSON, A.C. (2016)** Biological data from sharks landed within the United Arab Emirates artisanal fishery. *African Journal of Marine Science*, 38 (2): 217-232 <http://dx.doi.org/10.2989/1814232X.2016.1190789>
- JAMES, K.C. & LEWISON, R.L. & DILLINGHAM, P.W. & CURTIS, K.A. & MOORE, J.E. (2016)** Drivers of retention and discards of elasmobranch non-target catch. *Environmental Conservation*, 43 (1): 3-12 <http://dx.doi.org/10.1017/S0376892915000168>
- JAUREGUIZAR, A.J. & SOLARI, A. & CORTÉS, F. & MILESSI, A.C. & MILITELLI, M.I. & CAMIOLO, M.D. & LUZ CLARA, M. & GARCÍA, M. (2016)** Fish diversity in the Río de la Plata and adjacent waters: an overview of environmental influences on its spatial and temporal structure. *Journal of Fish Biology*, 89 (1): 569-600 <http://dx.doi.org/10.1111/jfb.12975>
- JAUREGUIZAR, A.J. & WIFF, R. & CLARA, M.L. (2016)** Role of the preferred habitat availability for small shark (*Mustelus schmitti*) on the interannual variation of abundance in a large Southwest Atlantic Coastal System (El Rincón, 39°–41°S). *Aquatic Living Resources*, 29 (3): 305 <http://dx.doi.org/10.1051/alr/2016031>

- JEONG, D. & KIM, S. & KIM, C.-G. & MYOUNG, J.-G. & LEE, Y.-H. (2016)** Complete mitochondrial genome of the mottled skate: *Raja pulchra* (Rajiformes, Rajidae). *Mitochondrial DNA*, 27 (3): 1823-1824 <http://dx.doi.org/10.3109/19401736.2014.971242>
- JEONG, D. & LEE, Y.-H. (2016)** Complete mitochondrial genome of the Yellownose skate: *Zearaja chilensis* (Rajiformes, Rajidae). *Mitochondrial DNA*, 27 (1): 293-294
- JIMENEZ CANO, N.G. & SIERRA SOSA, T. (2016)** Fishing in the northern Maya lowlands AD 250-750: preliminary analysis of fish remains from Xcambo, Yucatan, Mexico. *Environmental Archaeology*, 21 (2): 172-181 <http://dx.doi.org/10.1080/14614103.2015.1118176>
- JOHNSON, M.S. & KRAVER, D.W. & RENSHAW, G.M. & RUMMER, J.L. (2016)** Will ocean acidification affect the early ontogeny of a tropical oviparous elasmobranch (*Hemiscyllium ocellatum*)? *Conservation Physiology*, 4 (1): cow003. <http://dx.doi.org/10.1093/conphys/cow003>
- JONES, C.M. & HOFFMAYER, E.R. & GROPP, R.P. (2016)** First record of a leucistic *Narcine bancrofti* (Elasmobranchii, Narcinidae) from the northern Gulf of Mexico. *Cybiurn*, 40 (3): 249-251
- JOSBERGER, E.E. & HASSANZADEH, P. & DENG, Y. & SOHN, J. & REGO, M.J. & AMEMIYA, C.T. & ROLANDI, M. (2016)** Proton conductivity in ampullae of Lorenzini jelly. *Science Advances*, 2 (5): e1600112 <http://dx.doi.org/10.1126/sciadv.1600112>
- JOUNG, S.-J. & CHEN, C.C. & LIU, K.-M. & HSIEH, T.C. (2016)** Age and growth estimates of the Kwangtung skate *Dipturus kwangtungensis* in the waters of northern Taiwan. *Journal of the Marine Biological Association of the United Kingdom*, 96 (7): 1395-1402 <http://dx.doi.org/10.1017/s0025315415001307>
- JOUNG, S.-J. & CHEN, N.-F. & HSU, H.-H. & LIU, K.-M. (2016)** Estimates of life history parameters of the oceanic whitetip shark, *Carcharhinus longimanus*, in the Western North Pacific Ocean. *Marine Biology Research*, 12 (7): 758-768 <http://dx.doi.org/10.1080/17451000.2016.1203947>
- KAJIURA, S.M. & TELLMAN, S.L. (2016)** Quantification of Massive Seasonal Aggregations of Blacktip Sharks (*Carcharhinus limbatus*) in Southeast Florida. *PLoS ONE*, 11 (3): e0150911 <http://dx.doi.org/10.1371/journal.pone.0150911>
- KASHIWAGI, T. & KINGSLAND, K.M. & PRATT, T.C. & PRATT, H.L. & HEIST, E.J. (2016)** Complete mitochondrial genome of the nurse shark *Ginglymostoma cirratum*. *Mitochondrial DNA Part B*, 1 (1): 464-465 <http://dx.doi.org/10.1080/23802359.2016.1186514>
- KEMPER, J.M. & NAYLOR, G.J.P. (2016)** The complete mitochondrial genome and phylogenetic position of the Philippines spurdog, *Squalus montalbani*. *Mitochondrial DNA*, 27 (6): 4522-4523
- KEMPSTER, R.M. & EGEBERG, C.A. & HART, N.S. & COLLIN, S.P. (2016)** Electrosensory-driven feeding behaviours of the Port Jackson shark (*Heterodontus portusjacksoni*) and western shovelnose ray (*Aptychotrema vincentiana*). *Marine and Freshwater Research*, 67 (2): 187-194 <http://dx.doi.org/10.1071/MF14245>
- KEMPSTER, R.M. & EGEBERG, C.A. & HART, N.S. & RYAN, L. & CHAPUIS, L. & KERR, C.C. & SCHMIDT, C. & HUVENEERS, C. & GENNARI, E. & YOPAK, K.E. & MEEUWIG, J.J. & COLLIN, S.P. (2016)** How Close is too Close? The Effect of a Non-Lethal Electric Shark Deterrent on White Shark Behaviour. *PLoS ONE*, 11 (7): e0157717 <http://dx.doi.org/10.1371/journal.pone.0157717>
- KESSEL, S.T. & HANSELL, A.C. & GRUBER, S.H. & GUTTRIDGE, T.L. & HUSSEY, N.E. & PERKINS, R.G. (2016)** Three decades of longlining in Bimini, Bahamas, reveals long-term trends in lemon shark *Negaprion brevirostris* (Carcharhinidae) catch per unit effort. *Journal of Fish Biology*, 88 (6): 2144-2156 <http://dx.doi.org/10.1111/jfb.12987>
- KIM, S.C. & SUMI, K.R. & KIM, J.W. & CHOI, M.R. & MIN, B.H. & KHO, K.H. (2016)** Carbonic anhydrase I in a cartilaginous fish, the shortspine spurdog (*Squalus mitsukurii*). *Ocean Science Journal*, 51 (3): 373-379 <http://dx.doi.org/10.1007/s12601-016-0033-9>
- KIM, S.J. & LEE, H.K. & BADEJO, A.C. & LEE, W.C. & MOON, H.B. (2016)** Species-specific accumulation of methyl and total mercury in sharks from offshore and coastal waters of Korea. *Marine Pollution Bulletin*, 102 (1): 210-215 <http://dx.doi.org/10.1016/j.marpolbul.2015.11.038>
- KINNEY, M.J. & WELLS, R.J.D. & KOHIN, S. (2016)** Oxytetracycline age validation of an adult shortfin mako shark *Isurus oxyrinchus* after 6 years at liberty. *Journal of Fish Biology*, 89 (3): 1828-1833 <http://dx.doi.org/10.1111/jfb.13044>

- KISZKA, J.J. & MOURIER, J. & GASTRICH, K. & HEITHAUS, M.R. (2016)** Using Unmanned Aerial Vehicles (UAVs) to investigate shark and ray densities in a shallow coral lagoon: *Marine Ecology Progress Series*, 560: 237-242 <http://dx.doi.org/10.3354/meps11945>
- KLARIAN, S.A. & CORNEJO, A. & SALLABERRY-PINCHEIRA, P. & BARRIA, P. & MELENDEZ, R. (2016)** Assessing the trophic position of two sharks from the open waters of the southeastern Pacific Ocean. *Latin American Journal of Aquatic Research*, 44 (2): 429-432 <http://dx.doi.org/10.3856/vol44-issue2-fulltext-25>
- KLIPPEL, S. & AMARAL, S. & VINHAS, L. (2016)** Development and evaluation of species distribution models for five endangered elasmobranchs in southwestern Atlantic. *Hydrobiologia*, 779 (1): 11-33 <http://dx.doi.org/10.1007/s10750-016-2796-5>
- KNIGHT, K. (2016)** Shark's spring-loaded vertebral column provides continuous variable power transmission. *Journal of Experimental Biology*, 219 (18): 2777-2777 <http://dx.doi.org/10.1242/jeb.149039>
- KOLMANN, M.A. & SUMMERS, A.P. (2016)** Biomaterials: Sharks shift their spine into high gear. *Nature*, 540: 532-533 <http://dx.doi.org/10.1038/nature21102>
- KOLMANN, M.A. & WELCH, K.C. & SUMMERS, A.P. & LOVEJOY, N.R. (2016)** Always chew your food: freshwater stingrays use mastication to process tough insect prey. *Proceedings of the Royal Society of London, Series B*, 283 (1838): 20161392 <http://dx.doi.org/10.1098/rspb.2016.1392>
- KOUSTENI, V. & KASAPIDIS, P. & KOTOULAS, G. & MEGALOFONO, P. (2016)** Evidence of high genetic connectivity for the longnose spurdog *Squalus blainville* in the Mediterranean Sea. *Mediterranean Marine Science*, 17 (2): 371-383 <http://dx.doi.org/10.12681/mms.1222>
- KOUSTENI, V. & MEGALOFONO, P. (2016)** Observations on the biological traits of the rare shark *Oxynotus centrina* (Chondrichthyes: Oxynotidae) in the Hellenic Sea. *Journal of Fish Biology*, 89 (3): 1880-1888 <http://dx.doi.org/10.1111/jfb.13077>
- KUMAR, R.R. & VENU, S. & BINEESH, K.K. & BASHEER, V.S. (2016)** New biogeographic data and DNA barcodes for the Indian swellshark, *Cephaloscyllium silasi* (Talwar, 1974) (Elasmobranchii: Carcharhiniformes: Scyliorhinidae), from Andaman waters. *Acta Ichthyologica Et Piscatoria*, 46 (2): 131-135 <http://dx.doi.org/10.3750/AIP2016.46.2.10>
- KYNE, P.M. (2016)** Ray conservation. In: Last, P.R., White, W.T., Carvalho, M.R. de, Séret, B., Stehmann, M.F.W & Naylor, G.J.P (Eds.) *Rays of the World*. CSIRO Publishing, Melbourne: 21-24
- KYNE, P.M. & COURTNEY, A.J. & JACOBSEN, I.P. & BENNETT, M.B. (2016)** Reproductive parameters of rhinobatid and urolophid batoids taken as by-catch in the Queensland (Australia) east coast otter-trawl fishery: rhinobatid and urolophid reproduction. *Journal of Fish Biology*, 89 (2): 1208-1226 <http://dx.doi.org/10.1111/jfb.13020>
- KYNE, P.M. & RIGBY, C.L. (2016)** *Mustelus walkeri*. In: IUCN 2016. *IUCN Red List of Threatened Species*. Version 2016.3 [www.iucnredlist.org](http://www.iucnredlist.org).
- LA MESA, G. & ANNUNZIATELLIS, A. & FILIDEI, E. & FORTUNA, C.M. (2016)** Bycatch of Myliobatid Rays in the Central Mediterranean Sea: the Influence of Spatiotemporal, Environmental, and Operational Factors as Determined by Generalized Additive Modeling. *Marine and Coastal Fisheries*, 8 (1): 382-394 <http://dx.doi.org/10.1080/19425120.2016.1167795>
- LACY, E.R. & REALE, E. & LUCIANO, L. (2016)** Immunohistochemical localization of renin-containing cells in two elasmobranch species. *Fish Physiology and Biochemistry*, 42 (3): 995-1004 <http://dx.doi.org/10.1007/s10695-015-0191-1>
- LAUSSOUED, I. & MORA, L. & BARKIA, A. & ARISTOY, M.C. & NASRI, M. & TOLDRA, F. (2016)** Angiotensin I-converting enzyme inhibitory peptides FQPSF and LKYPI identified in *Bacillus subtilis* A26 hydrolysate of thornback ray muscle. *International Journal of Food Science and Technology*, 51 (7): 1604-1609 <http://dx.doi.org/10.1111/ijfs.13130>
- LAST, P.R. & BOGORODSKY, S.V. & ALPERMANN, T.J. (2016)** *Maculabatis ambigua* sp. nov., a new whipray (Myliobatiformes: Dasyatidae) from the Western Indian Ocean. *Zootaxa*, 4154 (1): 66-78 <http://dx.doi.org/10.11646/zootaxa.4154.1.4>



- LAST, P.R. & BUSSARAWIT, S. (2016)** A new legskate, *Sinobatis andamanensis* (Rajiformes: Anacanthobatidae), from the Andaman Sea (northeastern Indian Ocean). *Zootaxa*, 4168 (1): 161–170 <http://dx.doi.org/10.11646/zootaxa.4168.1.9>
- LAST, P.R. & DE CARVALHO, M.R. & CORRIGAN, S. & NAYLOR, G.J.P. & SÉRET, B. & YANG, L. (2016)** The Rays of the World project – an explanation of nomenclatural decisions. In *Rays of the World: Supplementary information* (Last, P. R. & Yearsley, G. K., eds), CSIRO Special Publication: 1-10
- LAST, P.R. & DE CARVALHO, M.R. & NAYLOR, G.J.P. & SÉRET, B. & STEHMANN, M.F.W. & WHITE, W.T. (2016)** Introduction. In: Last, P.R., White, W.T., Carvalho, M.R. de, Séret, B., Stehmann, M.F.W & Naylor, G.J.P (Eds.) *Rays of the World*. CSIRO Publishing, Melbourne: 1-9
- LAST, P.R. & HENDERSON, A.C. & NAYLOR, G.J.P. (2016)** *Acroteriobatus omanensis* (Batoidea: Rhinobatidae), a new guitarfish from the Gulf of Oman. *Zootaxa*, 4144 (2): 276–286 <http://dx.doi.org/10.11646/zootaxa.4144.2.9>
- LAST, P.R. & KYNE, P.M. & COMPAGNO, L.J.V. (2016)** A new species of wedgefish *Rhynchobatus cooki* (Rhinopristiformes, Rhinidae) from the Indo–West Pacific. *Zootaxa*, 4139 (2): 233–247 <http://dx.doi.org/10.11646/zootaxa.4139.2.7>
- LAST, P.R. & MANJAJI-MATSUMOTA, B.M. & NAYLOR, G.J.P. & WHITE, W.T. (2016)** Stingrays, Family Dasyatidae. In: Last, P.R., White, W.T., Carvalho, M.R. de, Séret, B., Stehmann, M.F.W & Naylor, G.J.P (Eds.) *Rays of the World*. CSIRO Publishing, Melbourne: 522-618
- LAST, P.R. & MCEACHRAN, J.D. (2016)** Round rays, Family Urotrygonidae. In: Last, P.R., White, W.T., Carvalho, M.R. de, Séret, B., Stehmann, M.F.W & Naylor, G.J.P (Eds.) *Rays of the World*. CSIRO Publishing, Melbourne: 656-673
- LAST, P.R. & NAYLOR, G.J.P. & MANJAJI-MATSUMOTO, B.M. (2016)** A revised classification of the family Dasyatidae (Chondrichthyes: Myliobatiformes) based on new morphological and molecular insights. *Zootaxa*, 4139 (3): 345–368 <http://dx.doi.org/10.11646/zootaxa.4139.3.2>
- LAST, P.R. & SÉRET, B. (2016)** A new Eastern Central Atlantic skate *Raja parva* sp. nov. (Rajoidei: Rajidae) belonging to the *Raja miraletus* species complex. *Zootaxa*, 4147 (4): 477–489 <http://dx.doi.org/10.11646/zootaxa.4147.4.8>
- LAST, P.R. & SÉRET, B. (2016)** Banjo rays, Family Trygonorrhinidae. In: Last, P.R., White, W.T., Carvalho, M.R. de, Séret, B., Stehmann, M.F.W & Naylor, G.J.P (Eds.) *Rays of the World*. CSIRO Publishing, Melbourne: 117-126
- LAST, P.R. & SÉRET, B. (2016)** Fanrays, Family Platyrhinidae. In: Last, P.R., White, W.T., Carvalho, M.R. de, Séret, B., Stehmann, M.F.W & Naylor, G.J.P (Eds.) *Rays of the World*. CSIRO Publishing, Melbourne: 127-133
- LAST, P.R. & SÉRET, B. & NAYLOR, G.J.P. (2016)** A new species of guitarfish, *Rhinobatos borneensis* sp. nov. with a redefinition of the family-level classification in the order Rhinopristiformes (Chondrichthyes: Batoidea). *Zootaxa*, 4117 (4): 451–475 <http://dx.doi.org/10.11646/zootaxa.4117.4.1>
- LAST, P.R. & SÉRET, B. & STEHMANN, M.F.W. & WEIGMANN, S. (2016)** Skates, Family Rajidae. In: Last, P.R., White, W.T., Carvalho, M.R. de, Séret, B., Stehmann, M.F.W & Naylor, G.J.P (Eds.) *Rays of the World*. CSIRO Publishing, Melbourne: 204-363
- LAST, P.R. & STEHMANN, M.F.W. & SÉRET, B. & WEIGMANN, S. (2016)** Softnose Skates, Family Arhynchobatidae. In: Last, P.R., White, W.T., Carvalho, M.R. de, Séret, B., Stehmann, M.F.W & Naylor, G.J.P (Eds.) *Rays of the World*. CSIRO Publishing, Melbourne: 364-472
- LAST, P.R. & STEWART, A.L. & SÉRET, B. (2016)** A new temperate deepwater skate of the genus *Bathyraja* (Rajoidei: Arhynchobatidae) from the South-West Pacific. *Zootaxa*, 4132 (1): 107–117 <http://dx.doi.org/10.11646/zootaxa.4132.1.9>
- LAST, P.R. & WEIGMANN, S. & DUMALE, D. (2016)** A new skate genus *Orbiraja* (Rajiformes: Rajidae) from the Indo-West Pacific. *Zootaxa*, 4184 (1): 52–62 <http://dx.doi.org/10.11646/zootaxa.4184.1.3>
- LAST, P.R. & WEIGMANN, S. & YANG, L. (2016)** Changes to the nomenclature of the skates (Chondrichthyes: Rajiformes). In *Rays of the World: Supplementary information* (Last, P. R. & Yearsley, G. K., eds), CSIRO Special Publication: 11–34

- LAST, P.R. & WHITE, W.T. & DE CARVALHO, M.R. (2016)** Coffin rays, Family Hypnidae. In: Last, P.R., White, W.T., Carvalho, M.R. de, Séret, B., Stehmann, M.F.W & Naylor, G.J.P (Eds.) *Rays of the World*. CSIRO Publishing, Melbourne: 182-183
- LAST, P.R. & WHITE, W.T. & JONES, C.M. (2016)** Cownose rays, Family Rhinopteridae. In: Last, P.R., White, W.T., Carvalho, M.R. de, Séret, B., Stehmann, M.F.W & Naylor, G.J.P (Eds.) *Rays of the World*. CSIRO Publishing, Melbourne: 732-740
- LAST, P.R. & WHITE, W.T. & KYNE, P.M. (2016)** Urogymnus acanthobothrium sp. nov., a new euryhaline whipray (Myliobatiformes: Dasyatidae) from Australia and Papua New Guinea. *Zootaxa*, 4147 (2): 162–176 <http://dx.doi.org/10.11646/zootaxa.4147.2.4>
- LAST, P.R. & WHITE, W.T. & NAYLOR, G.J.P. (2016)** Three new stingrays (Myliobatiformes: Dasyatidae) from the Indo–West Pacific. *Zootaxa*, 4147 (4): 377–402 <http://dx.doi.org/10.11646/zootaxa.4147.4.2>
- LAST, P.R. & WHITE, W.T. & NAYLOR, G.J.P. (2016)** Sawfishes, Family Pristidae. In: Last, P.R., White, W.T., Carvalho, M.R. de, Séret, B., Stehmann, M.F.W & Naylor, G.J.P (Eds.) *Rays of the World*. CSIRO Publishing, Melbourne: 58-64
- LAST, P.R. & WHITE, W.T. & SÉRET, B. (2016)** Taxonomic status of maskrays of the Neotrygon kuhlii species complex (Myliobatoidei: Dasyatidae) with the description of three new species from the Indo-West Pacific. *Zootaxa*, 4083 (4): 533–561 <http://dx.doi.org/10.11646/zootaxa.4083.4.5>
- LAST, P.R. & WHITE, W.T. & SÉRET, B. (2016)** Wedgefishes, Family Rhinidae. In: Last, P.R., White, W.T., Carvalho, M.R. de, Séret, B., Stehmann, M.F.W & Naylor, G.J.P (Eds.) *Rays of the World*. CSIRO Publishing, Melbourne: 65-76
- LAST, P.R. & WHITE, W.T. & YEARSLEY, G.K. (2016)** About this book. In: Last, P.R., White, W.T., Carvalho, M.R. de, Séret, B., Stehmann, M.F.W & Naylor, G.J.P (Eds.) *Rays of the World*. CSIRO Publishing, Melbourne: 25-30
- LAST, P.R. & YEARSLEY, G.K. & WHITE, W.T. (2016)** Stingarees, Family Urolophidae. In: Last, P.R., White, W.T., Carvalho, M.R. de, Séret, B., Stehmann, M.F.W & Naylor, G.J.P (Eds.) *Rays of the World*. CSIRO Publishing, Melbourne: 676-705
- LE PORT, A. & ROYCROFT, E.J. & THAKUR, V. & LAVERY, S.D. (2016)** Characterisation of eleven new polymorphic microsatellite markers for the coastal stingray *Dasyatis brevicaudata* (Dasyatidae Hutton 1875), and cross-amplification in seven dasyatid species. *Biochemical Systematics and Ecology*, 65: 234-237 <http://dx.doi.org/10.1016/j.bse.2016.02.009>
- LEA, J.S.E. & HUMPHRIES, N.E. & VON BRANDIS, R.G. & CLARKE, C.R. & SIMS, D.W. (2016)** Acoustic telemetry and network analysis reveal the space use of multiple reef predators and enhance marine protected area design. *Proceedings of the Royal Society of London, Series B*, 283 (1834): 20160717 <http://dx.doi.org/10.1098/rspb.2016.0717>
- LEE, G.Y. & LEE, S. & SHIN, H.S. (2016)** Evaluation of gas freshness indicator for determination of skate (*Raja kenoujei*) quality during storage. *Food Science and Biotechnology*, 25 (5): 1497-1500 <http://dx.doi.org/10.1007/s10068-016-0232-2>
- LEE, G.Y. & SHIN, H.S. (2016)** Development of freshness indicator for quality of skate (*Raja kenoujei*) during storage. *Food Science and Biotechnology*, 25 (5): 1485-1489 <http://dx.doi.org/10.1007/s10068-016-0230-4>
- LEENEY, R.H. (2016)** Fishers' ecological knowledge of sawfishes in Lake Piso, Liberia. *Aquatic Conservation: Marine and Freshwater Ecosystems*, 26 (2): 381-385 <http://dx.doi.org/10.1002/aqc.2542>
- LEENEY, R.H. & CARLSON, J.K. (2016)** Report of the workshop on sawfish conservation in Mozambique. *NOAA Technical Memorandum NMFS-SEFSC-686*
- LEENEY, R.H. & DOWNING, N. (2016)** Sawfishes in The Gambia and Senegal – shifting baselines over 40 years. *Aquatic Conservation: Marine and Freshwater Ecosystems*, 26 (2): 265-278 <http://dx.doi.org/10.1002/aqc.2545>
- LESSA, R. & ANDRADE, H.A. & DE LIMA, K.L. & SANTANA, F.M. (2016)** Age and growth of the midwater crocodile shark *Pseudocarcharias kamoharai*. *Journal of Fish Biology*, 89 (1): 371–385 <http://dx.doi.org/10.1111/jfb.12717>

- LEWIS, J.P. & PATTERSON, W.F. & CARLSON, J.K. & MCLACHLIN, K. (2016)** Do vertebral chemical signatures distinguish juvenile blacktip shark (*Carcharhinus limbatus*) nursery regions in the northern Gulf of Mexico? *Marine and Freshwater Research*, 67 (7): 1014-1022  
<http://dx.doi.org/10.1071/MF15088>
- LI, W. & CHEN, X. & LIU, W. & SUN, R. & ZHOU, H. (2016)** Complete mitochondrial genome of the Yellow-spotted skate *Okamejei hollandi* (Rajiformes: Rajidae). *Mitochondrial DNA*, 27 (4): 2883-2884  
<http://dx.doi.org/10.3109/19401736.2015.1060419>
- LI, W. & DAI, X. & TIAN, S. & XU, Q. & WU, F. & GAO, C. & ZHANG, Y. (2016)** Complete mitochondrial genome of the crocodile shark *Pseudocarcharias kamoharai* (Lamniformes: Pseudocarchariidae). *Mitochondrial DNA*, 27 (3): 2095-2097  
<http://dx.doi.org/10.3109/19401736.2014.982573>
- LI, W. & DAI, X. & XU, Q. & WU, F. & GAO, C. & ZHANG, Y. (2016)** The complete mitochondrial genome sequence of Oceanic whitetip shark, *Carcharhinus longimanus* (Carcharhiniformes: Carcharhinidae). *Mitochondrial DNA*, 27 (3): 1775-1776  
<http://dx.doi.org/10.3109/19401736.2014.963807>
- LI, Y. & ZHANG, Y. & HUSSEY, N.E. & DAI, X. (2016)** Urea and lipid extraction treatment effects on delta N-15 and delta C-13 values in pelagic sharks. *Rapid Communications in Mass Spectrometry*, 30 (1): 1-8 <http://dx.doi.org/10.1002/rcm.7396>
- LI, Y.K. & HUSSEY, N.E. & ZHANG, Y.Y. (2016)** Quantifying ontogenetic stable isotope variation between dermis and muscle tissue of two pelagic sharks. *Aquatic Biology*, 25: 53-60  
<http://dx.doi.org/10.3354/ab00657>
- LI, Y.K. & ZHANG, Y.Y. & DAI, X.J. (2016)** Trophic interactions among pelagic sharks and large predatory teleosts in the northeast central Pacific. *Journal of Experimental Marine Biology and Ecology*, 483: 97-103 <http://dx.doi.org/10.1016/j.jembe.2016.04.013>
- LIGHTEN, J. & INCARNATO, D. & WARD, B.J. & VAN OOSTERHOUT, C. & BRADBURY, I. & HANSON, M. & BENTZEN, P. (2016)** Adaptive phenotypic response to climate enabled by epigenetics in a K-strategy species, the fish *Leucoraja ocellata* (Rajidae). *Royal Society Open Science*, 3 (11): 160299 <http://dx.doi.org/10.1098/rsos.160299>
- LIMA, S.F.B. & SIMONE, L.R.L. & GUIMARAES, C.R.P. (2016)** *Addisonia enodis* (Vetigastropoda: Lepetelloidea) associated with an elasmobranch egg capsule from the South Atlantic Ocean and the discovery of the species from deep waters off northeastern Brazil. *Biota Neotropica*, 16 (3): e20160202 <http://dx.doi.org/10.1590/1676-0611-bn-2016-0202>
- LINGHAM-SOLIAR, T. (2016)** Convergence in Thunniform Anatomy in Lamnid Sharks and Jurassic Ichthyosaurs. *Integrative and Comparative Biology*, 56 (6): 1323-1336  
<http://dx.doi.org/10.1093/icb/icw125>
- LOISEAU, N. & KISZKA, J.J. & BOUVEROUX, T. & HEITHAUS, M.R. & SORIA, M. & CHABANET, P. (2016)** Using an unbaited stationary video system to investigate the behaviour and interactions of bull sharks *Carcharhinus leucas* under an aquaculture farm. *African Journal of Marine Science*, 38 (1): 73-79 <http://dx.doi.org/10.2989/1814232X.2016.1156578>
- LOPES, M.S. & BERTUCCI, T.C.P. & RAPAGNA, L. & TUBINO, R.D. & MONTEIRO-NETO, C. & TOMAS, A.R.G. & TENORIO, M.C. & LIMA, T. & SOUZA, R. & CARRILLO-BRICENO, J.D. & HAIMOVICI, M. & MACARIO, K. & CARVALHO, C. & SOCORRO, O.A. (2016)** The Path towards Endangered Species: Prehistoric Fisheries in Southeastern Brazil. *Plos One*, 11 (6): e0154476  
<http://dx.doi.org/10.1371/journal.pone.0154476>
- LOPEZ-ALVAREZ, M. & PEREZ-DAVILA, S. & RODRIGUEZ-VALENCIA, C. & GONZALEZ, P. & SERRA, J. (2016)** The improved biological response of shark tooth bioapatites in a comparative in vitro study with synthetic and bovine bone grafts. *Biomedical Materials*, 11 (3): 035011  
<http://dx.doi.org/10.1088/1748-6041/11/3/035011>
- LOPEZ-GARRO, A. & ZANELLA, I. & MARTINEZ, F. & GOLFIN-DUARTE, G. & PEREZ-MONTERO, M. (2016)** Illegal fishing at Isla del Coco National Park, Costa Rica. *Revista De Biologia Tropical*, 64 (Suppl. 1): S249-S261
- LTEIF, M. & MOUAWAD, R. & KHALAF, G. & LENFANT, P. & VERDOIT-JARRAYA, M. (2016)** Population biology of an endangered species: the common guitarfish *Rhinobatos rhinobatos* in

Lebanese marine waters of the eastern Mediterranean Sea. *Journal of Fish Biology*, 88 (4): 1441–1449 <http://dx.doi.org/10.1111/jfb.12921>

**LUCIFORA, L.O. & BARBINI, S.A. & LLAMAZARES VEGH, S. & SCARABOTTI, P.A. & VARGAS, F. & SOLARI, A. & MABRAGAÑA, E. & DÍAZ DE ASTARLOA, J.M. (2016)** Geographic distribution of the short-tailed river stingray (*Potamotrygon brachyura*): assessing habitat loss and fishing as threats to the world's largest obligate freshwater elasmobranch. *Marine and Freshwater Research*, 67 (10): 1463-1478 <http://dx.doi.org/10.1071/MF15003>

**LUO, D.H. & DONG, H. & XIAN, Y.P. & WU, Y.L. & ZENG, X.F. (2016)** Stable Isotope Ratios Combined with Fourier Transform Infrared Spectroscopy and Scanning Electron Microscope Analysis to Identify the Dried Shark Fins. *Food Analytical Methods*, 9 (8): 2400-2405 <http://dx.doi.org/10.1007/s12161-016-0424-7>

**LYDERSEN, C. & FISK, A.T. & KOVACS, K.M. (2016)** A review of Greenland shark (*Somniosus microcephalus*) studies in the Kongsfjorden area, Svalbard Norway. *Polar Biology*, 39: 2169–2178 <http://dx.doi.org/10.1007/s00330-016-1949-3>

**LYNGHAMMAR, A. & PRÆBEL, K. & BHAT, S. & FEVOLDEN, S.E. & CHRISTIANSEN, J.S. (2016)** Widespread physical mixing of starry ray from differentiated populations and life histories in the North Atlantic. *Marine Ecology Progress Series*, 562: 123-134 <http://dx.doi.org/10.3354/meps11958>

**MACENA, B.C.L. & HAZIN, F.H.V. (2016)** Whale Shark (*Rhincodon typus*) Seasonal Occurrence, Abundance and Demographic Structure in the Mid-Equatorial Atlantic Ocean. *PLoS ONE*, 11 (10): e0164440 <http://dx.doi.org/10.1371/journal.pone.0164440>

**MADUNA, S.N. & DA SILVA, C. & WINTNER, S.P. & ROODT-WILDING, R. & BESTER-VAN DER MERWE, A.E. (2016)** When two oceans meet: regional population genetics of an exploited coastal shark *Mustelus mustelus*. *Marine Ecology Progress Series*, 544: 183-196 <http://dx.doi.org/10.3354/meps11596>

**MAGRO, N.M. & DE OLIVEIRA, A.T. & O'DWYER, L.H. (2016)** First report and description of a *Cyrlia* sp. (Apicomplexa: Haemogregarinidae) from a freshwater Cururu Stingray *Potamotrygon* cf. *histrix* (Elasmobranchii: Potamotrygonidae), from the Amazon Region, Brazil. *Journal of Fish Diseases*, 39 (8): 907-911 <http://dx.doi.org/10.1111/jfd.12425>

**MAI, Q. & LI, W. & CHEN, H. & AI W, CHEN X. (2016)** Complete mitochondrial genome and phylogenetic position of the Sicklefin weasel shark *Hemigaleus microstoma*. *Mitochondrial DNA*, 27 (5): 3491-3492 <http://dx.doi.org/10.3109/19401736.2015.1066363>

**MAIA, A. & WILGA, C.A. (2016)** Dorsal fin function in spiny dogfish during steady swimming. *Journal of Zoology*, 298 (2): 139-149 <http://dx.doi.org/10.1111/jzo.12300>

**MALEK, A.J. & COLLIE, J.S. & TAYLOR, D.L. (2016)** Trophic structure of a coastal fish community determined with diet and stable isotope analyses. *Journal of Fish Biology*, 89 (3): 1513-1536 <http://dx.doi.org/10.1111/jfb.13059>

**MANJAJI-MATSUMOTO, B.M. & LAST, P.R. (2016)** Two new whiprays, *Maculabatis arabica* sp. nov. and *M. bineeshi* sp. nov. (Myliobatiformes: Dasyatidae), from the northern Indian Ocean. *Zootaxa*, 4144 (3): 335–353 <http://dx.doi.org/10.11646/zootaxa.4144.3.3>

**MANN, R. & SOUTHWORTH, M. & FISHER, R.J. & WESSON, J.A. & ERSKINE, A.J. & LEGGETT, T. (2016)** Oyster Planting Protocols to Deter Losses to Cownose Ray Predation. *Journal of Shellfish Research*, 35 (1): 127-136 <http://dx.doi.org/10.2983/035.035.0114>

**MANZANARES, E. & RASSKIN-GUTMAN, D. & BOTELLA, H. (2016)** New insights into the enameloid microstructure of batoid fishes (Chondrichthyes). *Zoological Journal of the Linnean Society*, 177 (3): 621–632 <http://dx.doi.org/10.1111/zoj.12377>

**MARANDEL, F. & LORANCE, P. & TRENKEL, V.M. (2016)** A Bayesian state-space model to estimate population biomass with catch and limited survey data: application to the thornback ray (*Raja clavata*) in the Bay of Biscay. *Aquatic Living Resources*, 29 (2): 209 <http://dx.doi.org/10.1051/alr/2016020>

**MARCUS, L. & VIRTUE, P. & PETHYBRIDGE, H.R. & MEEKAN, M.G. & THUMS, M. & NICHOLS, P.D. (2016)** Intraspecific variability in diet and implied foraging ranges of whale sharks at Ningaloo

Reef, Western Australia, from signature fatty acid analysis. *Marine Ecology Progress Series*, 554: 115-128 <http://dx.doi.org/10.3354/meps11807>

**MAROUANI, S. & KADRI, H. & BRADAI, M.N. (2016)** First data on the age, growth and sexual maturity of the piked spurdog, *Squalus megalops* (Chondrichthyes: Squalidae), in the Gulf of Gabès (central Mediterranean Sea). *Marine and Freshwater Research*, 67 (5): 578-585 <http://dx.doi.org/10.1071/MF14356>

**MARRA, N.J. & WANG, M. & SUN, Q. & BITAR, P.D.P. & STANHOPE, M.J. & SHIVJI, M.S. (2016)** Mitochondrial genome of an Atlantic white shark (*Carcharodon carcharias*). *Mitochondrial DNA Part B*, 1 (1): 717-719 <http://dx.doi.org/10.1080/23802359.2016.1222248>

**MARSHALL, L.J. & BARONE, M. (2016)** SharkFin Guide: identifying sharks from their fins. *FAO, Rome*

**MARSILI, L. & COPPOLA, D. & GIANNETTI, M. & CASINI, S. & FOSSI, M.C. & VAN WYK, J.H. & SPERONE, E. & TRIPEPI, S. & MICARELLI, P. & RIZZUTO, S. (2016)** Skin Biopsies as a Sensitive Non-Lethal Technique for the Ecotoxicological Studies of Great White Shark (*Carcharodon carcharias*) Sampled in South Africa. *Expert Opinion on Environmental Biology*, 4: 1000126 <http://dx.doi.org/10.4172/2325-9655.1000126>

**MARTIN, J.A. (2016)** Seeing Jaws: The Role of Shark Science in Ocean Conservation. *Historical Studies in the Natural Sciences*, 46 (1): 67-100 <http://dx.doi.org/10.1525/hsns.2016.46.1.67>

**MARTIN, K.J. & RASCH, L.J. & COOPER, R.L. & METSCHER, B.D. & JOHANSON, Z. & FRASER, G.J. (2016)** Sox2+ progenitors in sharks link taste development with the evolution of regenerative teeth from denticles. *Proceedings of the National Academy of Sciences of the United States of America*, 113 (51): 14769-14774 <http://dx.doi.org/10.1073/pnas.1612354113>

**MAYA MENESES, C.I. & TORRES ROJAS, Y.E. & MAGAÑA, F.G. & AGUIÑIGA GARCIA, S. & TRASVIÑA CARRILLO, L.D. (2016)** Trophic overlap between blue sharks (*Prionace glauca*) and shortfin makos (*Isurus oxyrinchus*): Trophic linkages between two shark species in the Eastern Pacific Ocean food web. *Food Webs*, 7: 13-19 <http://dx.doi.org/10.1016/j.fooweb.2016.03.002>

**MCCLLENACHAN, L. & COOPER, A.B. & DULVY, N.K. (2016)** Rethinking Trade-Driven Extinction Risk in Marine and Terrestrial Megafauna. *Current Biology*, 26 (12): 1640-1646 <http://dx.doi.org/10.1016/j.cub.2016.05.026>

**MCCLUSKY, L.M. & SULIKOWSKI, J. (2016)** A Comparative Study of Intratesticular Ductules in the Spermatogenically Active Testes of Shortfin Mako and Thresher Sharks. *The Anatomical Record*, 10: 1435-1448 <http://dx.doi.org/10.1002/ar.23456>

**MCDERMOTT, A.J. & FIELD, C.L. & HOOPES, L.A. & CLAUSS, T.M. (2016)** Medical management of coelomic distention, abnormal swimming, substrate retention, and hematologic changes in a reef manta ray (*Manta alfredi*). *Journal of Zoo and Wildlife Medicine*, 47 (3): 927-930

**MCEACHRAN, J.D. & LAST, P.R. & DE CARVALHO, M.R. & SÉRET, B. & STEHMANN, M.F.W. (2016)** Key to living families of living rays. In: Last, P.R., White, W.T., Carvalho, M.R. de, Séret, B., Stehmann, M.F.W & Naylor, G.J.P (Eds.) *Rays of the World*. CSIRO Publishing, Melbourne: 49-57

**MCNEIL, B. & LOWRY, D. & LARSON, S. & GRIFFING, D. (2016)** Feeding Behavior of Subadult Sixgill Sharks (*Hexanchus griseus*) at a Bait Station. *PLoS ONE*, 11 (5): e0156730 <http://dx.doi.org/10.1371/journal.pone.0156730>

**MEEKAN, M.G. & TREVITT, L. & SIMPFENDORFER, C.A. & WHITE, W. (2016)** The piggybacking stingray. *Coral Reef*, 35 (3): 1011 <http://dx.doi.org/10.1007/s00338-016-1429-9>

**MENDES, N.J. & CRUZ, V.P. & ASHIKAGA, F.Y. & CAMARGO, S.M. & OLIVEIRA, C. & PIERCY, A.N. & BURGESS, G.H. & COELHO, R. & SANTOS, M.N. & MENDONÇA, F.F. & FORESTI, F. (2016)** Microsatellite loci in the tiger shark and cross-species amplification using pyrosequencing technology. *PeerJ* 4: e2205 <http://dx.doi.org/10.7717/peerj.2205>

**MENDOZA-CARRANZA, M. & SANTIAGO-ALARCON, D. & PEREZ-JIMENEZ, J.C. & HERNANDEZ-LAZO, C.C. (2016)** Eyeless morphotype in the southern stingray (*Dasyatis americana*): a non-lethal and frequent abnormality from the southern Gulf of Mexico. *Latin American Journal of Aquatic Research*, 44 (3): 460-469 <http://dx.doi.org/10.3856/vol44-issue3-fulltext-4>

- MEYER, L. & CAPPER, A. & CARTER, S. & SIMPFENDORFER, C. (2016)** An investigation into ciguatoxin bioaccumulation in sharks. *Toxicon*, 119: 234-243  
<http://dx.doi.org/10.1016/j.toxicon.2016.06.007>
- MICARELLI, P. & SPERONE, E. (2016)** New record of the great white shark *Carcharodon carcharias* from Lampedusa. *Mediterranean Marine Science*, 17 (1): 230-252
- MICARELLI, P. & SPERONE, E. & SERENA, F. & COMPAGNO, L.J.V. (2016)** Evidence of Sperm Storage in Nursehound (*Scyliorhinus stellaris*, Linnaeus 1758): Juveniles Husbandry and Tagging Program. *International Journal of Oceanography*, 2016: ID 8729835  
<http://dx.doi.org/10.1155/2016/8729835>
- MONTEIRO, W.M. & DE OLIVEIRA, S.S. & DE ALMEIDA GONÇALVES SACHETT, J. & DA SILVA, I.M. & DE LIMA FERREIRA, L.C. & LACERDA, M.V.G. (2016)** Hallux amputation after a freshwater stingray injury in the Brazilian Amazon. *Revista da Sociedade Brasileira de Medicina Tropical*, 49 (3): 389-392 <http://dx.doi.org/10.1590/0037-8682-0333-2015>
- MONTEMARANO, J.J. & HAVELIN, J. & DRAUD, M. (2016)** Diet composition of the smooth dogfish (*Mustelus canis*) in the waters of Long Island, New York, USA. *Marine Biology Research*, 12 (4): 435-442 <http://dx.doi.org/10.1080/17451000.2016.1148819>
- MOORE, A.B. & HENDERSON, A.C. & FARRELL, E.D. & WEEKES, L.B. (2016)** Biological data from a data-deficient shark: the Arabian smoothhound *Mustelus mosis* (Carcharhiniformes: Triakidae). *Journal of Fish Biology*, 88 (6): 2303-2307 <http://dx.doi.org/10.1111/jfb.12979>
- MOORE, G.I. & NEWBREY, M.G. (2016)** Whale shark on a white shark's menu. *Marine Biodiversity*, 46 (4): 745-746 <http://dx.doi.org/10.1007/s12526-015-0430-9>
- MORASH, A.J. & MACKELLAR, S.R. & TUNNAH, L. & BARNETT, D.A. & STEHFEST, K.M. & SEMMENS, J.M. & CURRIE, S. (2016)** Pass the salt: physiological consequences of ecologically relevant hyposmotic exposure in juvenile gummy sharks (*Mustelus antarcticus*) and school sharks (*Galeorhinus galeus*). *Conservation Physiology*, 4 (1): cow036  
<http://dx.doi.org/10.1093/conphys/cow036>
- MORFIN, M. & BEZ, N. & FROMENTIN, J.-M. (2016)** Habitats of ten demersal species in the Gulf of Lions and potential implications for spatial management. *Marine Ecology Progress Series*, 547: 219-232 <http://dx.doi.org/10.3354/meps11603>
- MORGAN, D.L. & WUERINGER, B.E. & ALLEN, M.G. & EBNER, B.C. & WHITTY, J.M. & GLEISS, A.C. & BEATTY, S.J. (2016)** What Is the Fate of Amputee Sawfish? *Fisheries*, 41 (2): 71-73  
<http://dx.doi.org/10.1080/03632415.2015.1125887>
- MORRIS, T. & AVENANT-OLDEWAGE, A. & LAMBERTH, S. & REED, C. (2016)** Shark parasites as bio-indicators of metals in two South African embayments. *Marine Pollution Bulletin*, 104 (1-2): 221-228 <http://dx.doi.org/10.1016/j.marpolbul.2016.01.027>
- MOTTA, N.S. & DELLA-FINA, N. & SOUZA, C.C. & RODRIGUES, E.S. & DE AMORIM, A.F. (2016)** Analysis of food habits of skate *Rioraja agassizii* (Elasmobranchii, Rajidae) from southern Brazil. *Brazilian Journal of Biology*, 76 (2): 469-475 <http://dx.doi.org/10.1590/1519-6984.21414>
- MOURIER, J. & MAYNARD, J. & PARRAVICINI, V. & BALLESTA, L. & CLUA, E. & DOMEIER, M.L. & PLANES, S. (2016)** Extreme Inverted Trophic Pyramid of Reef Sharks Supported by Spawning Groupers. *Current Biology*, 26 (15): 2011-2016 <http://dx.doi.org/10.1016/j.cub.2016.05.058>
- MOYER, J.K. & BEMIS, W.E. (2016)** Tooth Microstructure and Replacement in the Gulper Shark, *Centrophorus granulosus* (Squaliformes: Centrophoridae). *Copeia*, 104 (2): 529-538 j  
<http://dx.doi.org/10.1643/C1-15-288>
- MUNROE, S.E.M. & SIMPFENDORFER, C.A. & HEUPEL, M.R. (2016)** Variation in blacktip shark movement patterns in a tropical coastal bay. *Environmental Biology of Fishes*, 99 (4): 377-389  
<http://dx.doi.org/10.1007/s10641-016-0480-2>
- NAIR, R.J. & ZACHARIA, P.U. & KUMAR, S.D. & KISHORE, T.G. & DIVYA, N.D. & SEETHA, P.K. & SOBHANA, K.S. (2016)** Recent trends in the mobulid fishery in Indian waters. *Indian Journal of Geo-Marine Sciences*, 44 (9): 1265-1283

- NAU, M.R. & GARDINER, D.W. & NILSON, E. & SCHMITT, T.L. & NOLLENS, H.H. & LEGER, J.S. (2016)** Cutaneous malignant melanoma in a Haller's round ray *Urobatis halleri*. *Diseases of Aquatic Organisms*, 120 (3): 245-250 <http://dx.doi.org/10.3354/dao03029>
- NAVARRO, J. & CARDADOR, L. & FERNÁNDEZ, Á.M. & BELLIDO, J.M. & COLL, M. (2016)** Differences in the relative roles of environment, prey availability and human activity in the spatial distribution of two marine mesopredators living in highly exploited ecosystems. *Journal of Biogeography*, 43 (3): 440-450 <http://dx.doi.org/10.1111/jbi.12648>
- NAVARRO, J. & COLL, M. & CARDADOR, L. & FERNÁNDEZ, A.M. & BELLIDO, J.M. (2016)** The relative roles of the environment, human activities and spatial factors in the spatial distribution of marine biodiversity in the Western Mediterranean Sea. *Progress in Oceanography*, 131: 126-137 <http://dx.doi.org/10.1016/j.pocean.2014.12.004>
- NAVIA, A.F. & CRUZ-ESCALONA, V.H. & GIRALDO, A. & BARAUSSE, A. (2016)** The structure of a marine tropical food web, and its implications for ecosystem-based fisheries management. *Ecological Modelling*, 328: 23-33 <http://dx.doi.org/10.1016/j.ecolmodel.2016.02.009>
- NAVIA, A.F. & MEJÍA-FALLA, P.A. (2016)** Fishing effects on elasmobranchs from the Pacific Coast of Colombia. *Universitas Scientiarum*, 21 (1): 9-22 <http://dx.doi.org/10.11144/Javeriana.SC21-1.feoe>
- NAVIA, A.F. & MEJÍA-FALLA, P.A. & HLEAP, J.S. (2016)** Zoogeography of Elasmobranchs in the Colombian Pacific Ocean and Caribbean Sea. *Neotropical Ichthyology*, 14 (2): e140134 <http://dx.doi.org/10.1590/1982-0224-20140134>
- NAYLOR, G.J.P. & YANG, L. & CORRIGAN, S. DE CARVALHO, M.R. (2016)** Phylogeny and classification of rays. In: Last, P.R., White, W.T., Carvalho, M.R. de, Séret, B., Stehmann, M.F.W & Naylor, G.J.P (Eds.) *Rays of the World*. CSIRO Publishing, Melbourne: 10-15
- NEWMAN, S.E. (2016)** Sharks in the jungle: real and imagined sea monsters of the Maya. *Antiquity*, 90 (354): 1522-1536 <http://dx.doi.org/10.15184/aqy.2016.218>
- NICOLAUS, E.E.M. & BENDALL, V.A. & BOLAM, T.P.C. & MAES, T. & ELLIS, J.R. (2016)** Concentrations of mercury and other trace elements in porbeagle shark *Lamna nasus*. *Marine Pollution Bulletin*, 112 (1-2): 406-410 <http://dx.doi.org/10.1016/j.marpolbul.2016.07.047>
- NIELSEN, J. & HEDEHOLM, R.B. & HEINEMEIER, J. & BUSHNELL, P.G. & CHRISTIANSEN, J.S. & OLSEN, J. & RAMSEY, C.B. & BRILL, R.W. & SIMON, M. & STEFFENSEN, K.F. & STEFFENSEN, J.F. (2016)** Eye lens radiocarbon reveals centuries of longevity in the Greenland shark (*Somniosus microcephalus*). *Science*, 353 (6300): 702-704 <http://dx.doi.org/10.1126/science.aaf1703>
- NORMAN, B.M. & MORGAN, D.L. (2016)** The return of "Stumpy" the whale shark: two decades and counting. *Frontiers in Ecology and the Environment*, 14 (8): 449-450 <http://dx.doi.org/10.1002/fee.1418>
- NORMAN, B.M. & REYNOLDS, S. & MORGAN, D.L. (2016)** Does the whale shark aggregate along the Western Australian coastline beyond Ningaloo Reef? *Pacific Conservation Biology*, 22 (1): 72-80 <http://dx.doi.org/10.1071/PC15045>
- NOSAL, A.P. & CHAO, Y. & FARRARA, J.D. & CHAI, F. & HASTINGS, P.A. (2016)** Olfaction contributes to Pelagic Navigation in a Coastal Shark. *PLoS ONE*, 11 (1): e0143758 <http://dx.doi.org/10.1371/journal.pone.0143758>
- NUNES, J. L. S. & RINCON, G. & PIORSKI, N.M. & MARTINS, A.P.B. (2016)** Near-term embryos in a *Pristis pristis* (Elasmobranchii: Pristidae) from Brazil. *Journal of Fish Biology*, 89 (1): 1112-1120 <http://dx.doi.org/10.1111/jfb.12946>
- O'BRYHIM, J.R. & PARSONS, E.C.M. & GILMORE, M.P. & LANCE, S.L. (2016)** Evaluating support for shark conservation among artisanal fishing communities in Costa Rica. *Marine Policy*, 71: 1-9 <http://dx.doi.org/10.1016/j.marpol.2016.05.005>
- OCHOA-DÍAZ, M.R. & RODRIGUEZ-ROMERO, J. & LÓPEZ-MARTÍNEZ, J. & MALDONADO-GARCÍA, M.C. (2016)** First record of spine malformation of the round stingray *Urobatis halleri* off the Western Coast of Baja California Sur, México. *Marine Biodiversity Records*, 9: 70 <http://dx.doi.org/10.1186/s41200-016-0074-x>

- O'CONNELL, C.P. & LEURS, G. (2016)** A minimally invasive technique to assess several life-history characteristics of the endangered great hammerhead shark *Sphyrna mokarran*. *Journal of Fish Biology*, 88 (3): 1257–1264 <http://dx.doi.org/10.1111/jfb.12900>
- OHSHIMO, S. & FUJINAMI, Y. & SHIOZAKI, K. & KAI, M. & SEMBA, Y. & KATSUMATA, N. & OCHI, D. & MATSUNAGA, H. & MINAMI, H. & KIYOTA, M. & YOKAWA, K. (2016)** Distribution, body length, and abundance of blue shark and shortfin mako offshore of northeastern Japan, as determined from observed pelagic longline data, 2000-2014. *Fisheries Oceanography*, 25 (3): 259-276
- OLSSON, K.H. & GISLASON, H. & ANDERSEN, K.H. (2016)** Differences in density-dependence drive dual offspring size strategies in fish. *Journal of Theoretical Biology*, 407: 118–127 <http://dx.doi.org/10.1016/j.jtbi.2016.07.027>
- OMURA, Y. & KIMIYA, T. & IMAMURA, S. & SUZUKI, M. (2016)** Characteristics of freshness and odor components of blue shark *Prionace glauca* landed by longline fishery in offshore waters. *Nippon Suisan Gakkaishi*, 82 (4): 619-627 <http://dx.doi.org/10.2331/suisan.15-00049>
- OROZCO-VELÁSQUEZ, D.M. & GÓMEZ-DELGADO, F. (2016)** New record of *Squalus cubensis* Howell Rivero, 1936 (Chondrichthyes, Squalidae) in Colombia. *Universitas Scientiarum*, 21 (2): 159-166 <http://dx.doi.org/10.11144/Javeriana.SC21-2.nros>
- ÖZCAN, E.I. & BAŞUSTA, N. (2016)** On the occurrence of juveniles and egg capsules of *Scyliorhinus canicula* from the North-eastern Mediterranean Sea. *Ecological Life Sciences*, 11 (4): 28-32 <http://dx.doi.org/10.12739/NWSA.2016.11.4.5A0080>
- OZYILMAZ, A. (2016)** Tocopherol, heavy metals (Cd, Pb, Cu, Fe, Mn, Zn), and fatty acid contents of thornback ray (*Raja clavata* Linnaeus, 1758) liver oil in relation to gender and origin in the Mediterranean and Black seas. *Journal of Applied Ichthyology*, 32 (3): 564-568 <http://dx.doi.org/10.1111/jai.13041>
- PAN, X. & ZHAO, Y.Q. & HU, F.Y. & CHI, C.F. & WANG, B. (2016)** Anticancer Activity of a Hexapeptide from Skate (*Raja porosa*) Cartilage Protein Hydrolysate in HeLa Cells. *Marine Drugs*, 14 (8): 153 <http://dx.doi.org/10.3390/md14080153>
- PAN, X. & ZHAO, Y.Q. & HU, F.Y. & WANG, B. (2016)** Preparation and identification of antioxidant peptides from protein hydrolysate of skate (*Raja porosa*) cartilage. *Journal of Functional Foods*, 25: 220-230 <http://dx.doi.org/10.1016/j.jff.2016.06.008>
- PARDO, S.A. & KINDSVATER, H.K. & CUEVAS-ZIMBRÓN, E. & SOSA-NISHIZAKI, O. & PÉREZ-JIMÉNEZ, L.C. & DULVY, N.K. (2016)** Growth, productivity, and relative extinction risk of a data-sparse devil ray. *Scientific Reports*, 6: 33745 <http://dx.doi.org/10.1038/srep33745>
- PARDO, S.A. & KINDSVATER, H.K. & REYNOLDS, J.D. & DULVY, N.K. (2016)** Maximum intrinsic rate of population increase in sharks, rays, and chimaeras: the importance of survival to maturity. *Canadian Journal of Fisheries and Aquatic Sciences*, 73 (8): 1159-1163 <http://dx.doi.org/10.1139/cjfas-2016-0069>
- PARK, S.-J. & GAZZOLA, M. & PARK, K.S. & PARK, S. & DI SANTO, V. & BLEVINS, E.L. & LIND, J.U. & CAMPBELL, P.H. & DAUTH, S. & CAPULLI, A.K. & PASQUALINI, F.S. & AHN, S. & CHO, A. & YUAN, H. & MAOZ, B.M. & VIJAYKUMAR, R. & CHOI, J.-W. & DEISSEROTH, K. & LAUDER, G.V. & MAHADEVAN, L. & PARKER, K.K. (2016)** Phototactic guidance of a tissue-engineered soft-robotic ray. *Science*, 353 (6295): 158-162 <http://dx.doi.org/10.1126/science.aaf4292>
- PASQUINO, A.F. & MARTINS, M.F. & GADIG, O.B.F. (2016)** Length–weight relationship of *Rhinobatos horkelii* Müller & Henle, 1841 and *Zapteryx brevirostris* (Müller & Henle, 1841) off Brazil, southwestern Atlantic Ocean. *Journal of Applied Ichthyology*, 32 (6): 1282-1283 <http://dx.doi.org/10.1111/jai.13171>
- PAYNE, N.L. & IOSILEVSKII, G. & BARNETT, A. & FISCHER, C. & GRAHAM, R.T. & GLEISS, A.C. & WATANABE, Y.Y. (2016)** Great hammerhead sharks swim on their side to reduce transport costs. *Nature Communications*, 7: 12289 <http://dx.doi.org/10.1038/ncomms12289>
- PENNINO, M.G. & CONESA, D. & LOPEZ-QUILEZ, A. & MUNOZ, F. & FERNANDEZ, A. & BELLIDO, J.M. (2016)** Fishery-dependent and -independent data lead to consistent estimations of essential habitats. *ICES Journal of Marine Science*, 73 (9): 2302-2310 <http://dx.doi.org/10.1093/icesjms/fsw062>



- PERIASAMY, R. & CHEN, X. & INGOLE, B. & LIU, W. (2016)** Complete mitochondrial genome of the Spadenose shark *Scoliodon laticaudus* (Carcharhiniformes: Carcharhinidae). *Mitochondrial DNA*, 27 (5): 3248-3249 <http://dx.doi.org/10.3109/19401736.2015.1007368>
- PHILLIPS, B.E. & CHRISTIANSEN, E.F. & STOSKOPF, M.K. & BROADHURST, H. & GEORGE, R. & HARMS, C.A. (2016)** Comparison of hematology, plasma biochemistry, and blood gas variables between 2 venipuncture sites in Southern Stingrays (*Dasyatis americana*). *Veterinary Clinical Pathology*, 45 (4): 627-633 <http://dx.doi.org/10.1111/vcp.12424>
- PICKARD, A.E. & VAUDO, J.J. & WETHERBEE, B.M. & NEMETH, R.S. & BLONDEAU, J.B. & KADISON, E.A. & SHIVJI, M.S. (2016)** Comparative Use of a Caribbean Mesophotic Coral Ecosystem and Association with Fish Spawning Aggregations by Three Species of Shark. *PLoS ONE*, 11 (5): e0151221 <http://dx.doi.org/10.1371/journal.pone.0151221>
- PIERCY, A.N. & MURIE, D.J. & GELSLEICHTER, J.J. (2016)** Histological and morphological aspects of reproduction in the sandbar shark *Carcharhinus plumbeus* in the U.S. south-eastern Atlantic Ocean and Gulf of Mexico. *Journal of Fish Biology*, 88 (5): 1708-1730 <http://dx.doi.org/10.1111/jfb.12945>
- PINTO, C. & SPEZIA, L. (2016)** Markov switching autoregressive models for interpreting vertical movement data with application to an endangered marine apex predator. *Methods in Ecology and Evolution*, 7 (4): 407-417 <http://dx.doi.org/10.1111/2041-210x.12494>
- PIRARAT, N. & SAHATRAKUL, K. & LACHAROJE, S. & LOMBARDINI, E. & CHANSUE, N. & TECHANGAMSUWAN, S. (2016)** Molecular and pathological characterization of *Fusarium solani* species complex infection in the head and lateral line system of *Sphyrna lewini*. *Diseases of Aquatic Organisms*, 120 (3): 195-204 <http://dx.doi.org/10.3354/dao03028>
- PIRES, N.M. & GARLA, R.C. & CARVALHO, A.R. (2016)** The economic role of sharks in a major ecotourism archipelago in the western South Atlantic. *Marine Policy*, 72: 31-39 <http://dx.doi.org/10.1016/j.marpol.2016.06.016>
- PIROG, A. & JAQUEMET, S. & BLAISON, A. & SORIA, M. & MAGALON, H. (2016)** Isolation and characterization of eight microsatellite loci from *Galeocerdo cuvier* (tiger shark) and cross-amplification in *Carcharhinus leucas*, *Carcharhinus brevipinna*, *Carcharhinus plumbeus* and *Sphyrna lewini*. *PeerJ*, 4: e2041 <http://dx.doi.org/10.7717/peerj.2041>
- PLUMLEE, J.D. & WELLS, R.J.D. (2016)** Feeding ecology of three coastal shark species in the northwest Gulf of Mexico. *Marine Ecology Progress Series*, 550: 163-174 <http://dx.doi.org/10.3354/meps11723>
- POGONOSKI, J.J. & POLLARD, D.A. & RIGBY, C.L. (2016)** *Squatina albipunctata*. In: *IUCN 2016. IUCN Red List of Threatened Species. Version 2016.3* [www.iucnredlist.org](http://www.iucnredlist.org)
- POISSON, F. & CRESPO, F.A. & ELLIS, J.R. & CHAVANCE, P. & PASCAL, B. & SANTOS, M.N. & SÉRET, B. & KORTA, M. & COELHO, R. & ARIZ, J. & MURUA, H. (2016)** Technical mitigation measures for sharks and rays in fisheries for tuna and tuna-like species: turning possibility into reality. *Aquatic Living Resources*, 29 (4): 402 <http://dx.doi.org/10.1051/alr/2016030>
- PONTE, D. & BARCELOS, L.M.D. & SANTOS, C. & MEDEIROS, J. & BARREIROS, J.P. (2016)** Diet of *Dasyatis pastinaca* and *Myliobatis aquila* (Myliobatiformes) from the Azores, NE Atlantic. *Cybium*, 40 (3): 209-214
- POPA, D. & VAN HOESEN, K. (2016)** A "Shark Encounter": Delayed Primary Closure and Prophylactic Antibiotic Treatment of a Great White Shark Bite. *The Journal of Emergency Medicine*, 51 (5): 552-556 <http://dx.doi.org/10.1016/j.jemermed.2016.05.066>
- PORTER, M.E. & EWOLDT, R.H. & LONG, J.H. (2016)** Automatic control: the vertebral column of dogfish sharks behaves as a continuously variable transmission with smoothly shifting functions. *Journal of Experimental Biology*, 219 (18): 2908-2919 <http://dx.doi.org/10.1242/jeb.135251>
- PORTNOY, D.S. & HOLLENBECK, C.M. & BETHEA, D.M. & FRAZIER, B.S. & GELSLEICHTER, J. & GOLD, J.R. (2016)** Population structure, gene flow, and historical demography of a small coastal shark (*Carcharhinus isodon*) in US waters of the Western Atlantic Ocean. *ICES Journal of Marine Science*, 73 (9): 2322-2332 <http://dx.doi.org/10.1093/icesjms/fsw098>
- POSE-MÉNDEZ, S. & CANDAL, E. & MAZAN, S. & RODRÍGUEZ-MOLDES, I. (2016)** Genoarchitecture of the rostral hindbrain of a shark: basis for understanding the emergence of the

cerebellum at the agnathan-gnathostome transition. *Brain Structure & Function*, 221 (3): 1321-1335  
<http://dx.doi.org/10.1007/s00429-014-0973-8>

**POSE-MÉNDEZ, S. & CANDAL, E. & MAZAN, S. & RODRÍGUEZ-MOLDES, I. (2016)**

Morphogenesis of the cerebellum and cerebellum-related structures in the shark *Scyliorhinus canicula*: insights on the ground pattern of the cerebellar ontogeny. *Brain Structure & Function*, 221 (3): 1691-1717 <http://dx.doi.org/10.1007/s00429-015-0998-7>

**POSSATTO, F.E. & BROADHURST, M.K. & SPACH, H.L. & WINEMILLER, K.O. & MILLAR, R.B. & SANTOS, K.M. & LAMOUR, M.R. (2016)** Mapping the spatio-temporal distribution of threatened batoids to improve conservation in a subtropical estuary. *Journal of Fish Biology*, 89 (1): 1098–1104  
<http://dx.doi.org/10.1111/jfb.129722016>

**POULAKIS, G.R. & STEVENS, P.W. & TIMMERS, A.A. & STAFFORD, C.J. & CHAPMAN, D.D. & FELDHEIM, K.A. & HEUPEL, M.R. & CURTIS, C. (2016)** Long-term site fidelity of endangered smalltooth sawfish (*Pristis pectinata*) from different mothers. *Fishery Bulletin*, 114 (4): 461-475

**PRESS, K.M. & MANDELMAN, J. & BURGESS, E. & COOKE, S.J. & NGUYEN, V.M. & DANYLCHUK, A.J. (2016)** Catching sharks: recreational saltwater angler behaviours and attitudes regarding shark encounters and conservation. *Aquatic Conservation-Marine and Freshwater Ecosystems*, 26 (4): 689-702 <http://dx.doi.org/10.1002/aqc.2581>

**PU, X. & LI, G. & HUANG, H. (2016)** Preparation, anti-biofouling and drag-reduction properties of a biomimetic shark skin surface. *Biology Open*, 5 (4): 389-396 j <http://dx.doi.org/10.1242/bio.016899>

**PUERTA, P. & HUNSICKER, M.E. & HIDALGO, M. & REGLERO, P. & CIANNELLI, L. & ESTEBAN, A. & GONZALEZ, M. & QUETGLAS, A. (2016)** Community-environment interactions explain octopus-catshark spatial overlap. *ICES Journal of Marine Science*, 73 (7): 1901-1911  
<http://dx.doi.org/10.1093/icesjms/fsw053>

**QUEIROZ, N. & HUMPHRIES, N.E. & MUCIENTES, G. & HAMMERSCHLAG, N. & LIMA, F.P. & SCALES, K.L. & MILLER, P.I. & SOUSA, L.L. & SEABRA, R. & SIMS, D.W. (2016)** Ocean-wide tracking of pelagic sharks reveals extent of overlap with longline fishing hotspots. *Proceedings of the National Academy of Sciences of the United States of America*, 113 (6): 1582-1587  
<http://dx.doi.org/10.1073/pnas.1510090113>

**RAJAN, P.T. & VIKAS, N. & MISHRA, S.S. & RAJAN, R. & SIVAPERUMAN, C. (2016)** Reef Fishes of Andaman & Nicobar Islands. *Zoological Survey of India, Kolkata, ISBN: 978-81-8171-432-9*

**RAMÍREZ-AMARO, S. & ORDINES, F. & TERRASA, B. & ESTEBAN, A. & GARCÍA, C. & GUIJARRO, B. & MASSUTÍ, E. (2016)** Demersal chondrichthyans in the western Mediterranean: assemblages and biological parameters of their main species. *Marine and Freshwater Research*, 67 (5): 636-652 <http://dx.doi.org/10.1071/MF15093>

**RANGEL, B.S. & CIENA, A.P. & WOSNICK, N. & DE AMORIM, A.F. & KFOURY, J.R. & RICI, R.E.G. (2016)** Ecomorphology of oral papillae and denticles of *Zapteryx brevirostris* (Chondrichthyes, Rhinobatidae). *Zoomorphology*, 135 (2): 189-195 j <http://dx.doi.org/10.1007/s00435-016-0304-0>

**RANGEL, B.S. & SANTANDER-NETO, J. & RICI, R.E.G. & LESSA, R. (2016)** Dental sexual dimorphism and morphology of *Urotrygon microphthalmum*. *Zoomorphology*, 135 (3): 367–374 j <http://dx.doi.org/10.1007/s00435-016-0312-0>

**RANGEL, B.S. & WOSNIC, N. & MAGDANELO LEANDRO, R. & DE AMORIM, A.F. & KFOURY JUNIOR, J.R. & RICI, R.E.G. (2016)** Thorns and dermal denticles of skates *Atlantoraja cyclophora* and *A. castelnaui*: Microscopic features and functional implications. *Microscopy Research and Technique*, 79 (12): 1133–1138 j <http://dx.doi.org/10.1002/jemt.22767>

**RAOULT, V. & PEDDEMORS, V.M. & ZAHRA, D. & HOWELL, N. & HOWARD, D.L. & DE JONGE, M.D. & WILLIAMSON, J.E. (2016)** Strontium mineralization of shark vertebrae. *Scientific Reports*, 6: 29698 <http://dx.doi.org/10.1038/srep29698>

**RASCH, L.J. & MARTIN, K.J. & COOPER, R.L. & METSCHER, B. & UNDERWOOD, C. & FRASER, G.J. (2016)** An ancient dental gene set governs development and continuous regeneration of teeth in sharks. *Developmental Biology*, 415 (2) 347-370 <http://dx.doi.org/10.1016/j.ydbio.2016.01.038>

- RASTGOO, A.R. & FATEMI, M.R. & VALINASSAB, T. & MORTAZAVI, M.S. (2016)** Length–weight relationships for 10 elasmobranch species from the Oman Sea. *Journal of Applied Ichthyology*, 32 (4): 734–736 <http://dx.doi.org/10.1111/jai.12941>
- RASTGOO, A.R. & FATEMI, S.M.R. & VALINASSAB, T. & MORTAZAVI, M.S. (2016)** First report of mangrove whipray *Himantura granulata* (Macleay, 1883) from the Persian Gulf, Iran. *Iranian Journal of Fisheries Sciences*, 15 (3): 1224-1229
- REICHERT, A.N. & LUNDSTEN, L. & EBERT, D.A. (2016)** First North Pacific records of the pointy nosed blue chimaera, *Hydrolagus cf. trolli* (Chondrichthyes: Chimaeriformes: Chimaeridae). *Marine Biodiversity Records*, 9: 90 <http://dx.doi.org/10.1186/s41200-016-0095-5>
- REIS-FILHO, J.A. & FREITAS, R.H.A. & LOIOLA, M. & LEITE, L. & SOEIRO, G. & OLIVEIRA, H.H.Q. & SAMPAIO, C.L.S. & DE ANCHIETA C. C. NUNES, J. & LEDUC, A.O.H.C. (2016)** Traditional fisher perceptions on the regional disappearance of the largetooth sawfish *Pristis pristis* from the central coast of Brazil. *Endangered Species Research*, 29 (3): 189-200 <http://dx.doi.org/10.3354/esr00711>
- RESTOVIĆ, I. & VUKOJEVIĆ, K. & SARAGA-BABIĆ, M. & BOČINA, I. (2016)** Ultrastructural features of the dogfish *Scyliorhinus canicula* (Pisces: Scyliorhinidae) notochordal cells and the notochordal sheath. *Italian Journal of Zoology*, 83 (3): 329-337 <http://dx.doi.org/10.1080/11250003.2016.1212117>
- RICCI, J.A. & VARGAS, C.R. & SINGHAL, D. & LEE, B.T. (2016)** Shark attack-related injuries: Epidemiology and implications for plastic surgeons. *Journal of Plastic, Reconstructive & Aesthetic Surgery*, 69 (1): 108-114 <http://dx.doi.org/10.1016/j.bjps.2015.08.029>
- RICE, K.W. & BUCHHOLZ, R. & PARSONS, G.R. (2016)** Correlates of bite force in the Atlantic sharpnose shark, *Rhizoprionodon terraenovae*. *Marine Biology*, 163: 38 <http://dx.doi.org/10.1007/s00227-016-2814-1>
- RIGBY, C.L. & DAGIT, D.D. & KYNE, P.M. (2016)** *Hydrolagus ogilbyi*. In: *IUCN 2016. IUCN Red List of Threatened Species. Version 2016.3* [www.iucnredlist.org](http://www.iucnredlist.org)
- RIGBY, C.L. & DALEY, R.K. & SIMPFENDORFER, C.A. (2016)** Comparison of life histories of two deep-water sharks from eastern Australia: the piked spurdog and the Philippine spurdog. *Marine and Freshwater Research*, 67 (10): 1546-1561 <http://dx.doi.org/10.1071/MF15176>
- RIGBY, C.L. & SHERMAN, C.S. & CHIN, A. & SIMPFENDORFER, C. (2016)** *Carcharhinus falciformis*. In: *IUCN 2016. IUCN Red List of Threatened Species. Version 2016.3* [www.iucnredlist.org](http://www.iucnredlist.org)
- RIGBY, C.L. & WEDDING, B.B. & GRAUF, S. & SIMPFENDORFER, C.A. (2016)** Novel method for shark age estimation using near infrared spectroscopy. *Marine and Freshwater Research*, 67 (5): 537-545 <http://dx.doi.org/10.1071/MF15104>
- RIGBY, C.L. & WHITE, W.T. & SIMPFENDORFER, C.A. (2016)** Deepwater Chondrichthyan Bycatch of the Eastern King Prawn Fishery in the Southern Great Barrier Reef, Australia. *PLoS ONE*, 11 (5): e0156036 <http://dx.doi.org/10.1371/journal.pone.0156036>
- RIGBY, C.L. & WHITE, W.T. & SMART, J.J. & SIMPFENDORFER, C.A. (2016)** Life histories of two deep-water Australian endemic elasmobranchs: Argus skate *Dipturus polyommata* and eastern spotted gummy shark *Mustelus walkeri*. *Journal of Fish Biology*, 88 (3): 1149-1174 <http://dx.doi.org/10.1111/jfb.12891>
- RITTER, E. & QUESTER, A. (2016)** Do White Shark Bites on Surfers Reflect Their Attack Strategies on Pinnipeds? *Journal of Marine Biology*, 2016: ID 9539010 <http://dx.doi.org/10.1155/2016/9539010>
- RITTER, E.K. & AMIN, R.W. (2016)** Mouth Cleaning of Lemon Sharks, *Negaprion brevirostris*, by Shark-suckers, *Echeneis naucrates*. *Copeia*, 104 (3): 728-733 <http://dx.doi.org/10.1643/CE-16-431>
- ROBBINS, W.D. & RENAUD, P. (2016)** Foraging mode of the grey reef shark, *Carcharhinus amblyrhynchos*, under two different scenarios. *Coral Reefs*, 35 (1): 253-260 <http://dx.doi.org/10.1007/s00338-015-1366-z>
- ROBINSON, D.P. & JAIDAH, M.Y. & BACH, S. & LEE, K. & JABADO, R.W. & ROHNER, C.A. & MARCH, A. & CAPRODOSSI, S. & HENDERSON, A.C. & MAIR, J.M. & ORMOND, R. & PIERCE, S.J. (2016)** Population Structure, Abundance and Movement of Whale Sharks in the Arabian Gulf and the Gulf of Oman. *PLoS ONE*, 11 (6): e0158593 <http://dx.doi.org/10.1371/journal.pone.0158593>

- ROBSON, H.K. & ANDERSEN, S.H. & CLARKE, L. & CRAIG, O.E. & GRON, K.J. & JONES, A.K.G. & KARSTEN, P. & MILNER, N. & PRICE, T.D. & RITCHIE, K. & ZABILSKA-KUNEK, M. & HERON, C. (2016)** Carbon and nitrogen stable isotope values in freshwater, brackish and marine fish bone collagen from Mesolithic and Neolithic sites in central and northern Europe. *Environmental Archaeology*, 21 (2): 105-118 <http://dx.doi.org/10.1179/1749631415Y.0000000014>
- RODRIGUEZ, C. & FERNANDEZ, B. & OLIVERO, J. & SALMERON, F. & TORRES-PRIORIS, A. & SANS-COMA, V. & DURAN, A.C. (2016)** The relative length of the cardiac bulbus arteriosus reflects phylogenetic relationships among elasmobranchs. *Zoologischer Anzeiger*, 263: 84-91 <http://dx.doi.org/10.1016/j.jcz.2016.05.001>
- RODRIGUEZ-CABELLO, C. & GONZALEZ-POLA, C. & SANCHEZ, F. (2016)** Migration and diving behavior of *Centrophorus squamosus* in the NE Atlantic. Combining electronic tagging and Argo hydrography to infer deep ocean trajectories. *Deep-Sea Research Part I-Oceanographic Research Papers*, 115): 48-62 <http://dx.doi.org/10.1016/j.dsr.2016.05.009>
- ROEMER, R.P. & GALLAGHER, A.J. & HAMMERSCHLAG, N. (2016)** Shallow water tidal flat use and associated specialized foraging behavior of the great hammerhead shark (*Sphyrna mokarran*). *Marine and Freshwater Behaviour and Physiology*, 49 (4): 235-249 <http://dx.doi.org/10.1080/10236244.2016.1168089>
- ROFF, G. & DOROPOULOS, C. & ROGERS, A. & BOZEC, Y.M. & KRUECK, N.C. & AURELLADO, E. & PRIEST, M. & BIRRELL, C. & MUMBY, P.J. (2016)** The Ecological Role of Sharks on Coral Reefs. *Trends in Ecology & Evolution*, 31 (5): 395-407 <http://dx.doi.org/10.1016/j.tree.2016.02.014>
- ROLIM, F.A. & ROTUNDO, M.M. & VASKE-JÚNIOR, T. (2016)** Notes on the reproductive biology of the Brazilian electric ray *Narcine brasiliensis* (Elasmobranchii: Narcinidae). *Journal of Fish Biology*, 89 (1): 1105-1111 <http://dx.doi.org/10.1111/jfb.12778>
- ROMERO-CAICEDO, A.F. & GALVÁN-MAGAÑA, F. & HERNÁNDEZ-HERRERA, A. & CARRERA-FERNÁNDEZ, M. (2016)** Reproductive parameters of the Pacific angel shark *Squatina californica* (Selachii: Squatinidae). *Journal of Fish Biology*, 88 (4): 1430–1440 <http://dx.doi.org/10.1111/jfb.12920>
- ROSA, R. & PAULA, J.R. & SAMPAIO, E. & PIMENTEL, M. & LOPES, A.R. & BAPTISTA, M. & GUERREIRO, M. & SANTOS, C. & CAMPOS, D. & ALMEIDA-VAL, V.M.F. & CALADO, R. & DINIZ, M. & REPOLHO, T. (2016)** Neuro-oxidative damage and aerobic potential loss of sharks under elevated CO<sub>2</sub> and warming. *Marine Biology*, 163: 119 <http://dx.doi.org/10.1007/s00227-016-2898-7>
- ROSA, R. & PIMENTEL, M. & GALAN, J.G. & BAPTISTA, M. & LOPES, V.M. & COUTO, A. & GUERREIRO, M. & SAMPAIO, E. & CASTRO, J. & SANTOS, C. & CALADO, R. & REPOLHO, T. (2016)** Deficit in digestive capabilities of bamboo shark early stages under climate change. *Marine Biology*, 163 (3): 60 <http://dx.doi.org/10.1007/s00227-016-2840-z>
- ROSAS-LUIS, R. & LOOR-ANDRADE, P. & CARRERA-FERNANDEZ, M. & PINCAY-ESPINOZA, J.E. & VINCES-ORTEGA, C. & CHOMPOY-SALAZAR, L. (2016)** Cephalopod species in the diet of large pelagic fish (sharks and billfishes) in Ecuadorian waters. *Fisheries Research*, 173: 159-168 <http://dx.doi.org/10.1016/j.fishres.2015.07.002>
- ROSHITH, C.M. & MANNA, R.K. & SURESH, V.R. & PANDA, D. & SHARMA, A.P. & CHOWDHURY, A.R. & MUKHERJEE, M. & BANIK, S.K. (2016)** Electric ray *Narcine timplei* (Torpediniformes: Narcinidae) from Chilika lagoon, Odisha, India. *Current Science*, 110 (8): 1408-1410
- ROSS, S.W. & RHODE, M. & VIADA, S.T. & MATHER, R. (2016)** Fish species associated with shipwreck and natural hard-bottom habitats from the middle to outer continental shelf of the Middle Atlantic Bight near Norfolk Canyon. *Fishery Bulletin*, 114 (1): 45-57
- ROSSOUW, C. & WINTNER, S.P. & BESTER-VAN DER MERWE, A.E. (2016)** Assessing multiple paternity in three commercially exploited shark species: *Mustelus mustelus*, *Carcharhinus obscurus* and *Sphyrna lewini*. *Journal of Fish Biology*, 89 (2): 1125-1141 <http://dx.doi.org/10.1111/jfb.12996>
- RÖTHIG, T. & SPAET, J.L.Y. & KATTAN, A. & SCHULZ, I.K. & ROBERTS, M. & ROIK, A. & VOOLSTRA, C.R. (2016)** Repeated observations of Cetaceans and Carcharhiniformes Associations in the Red Sea. *Marine Biodiversity*, 46 (1): 25-26 <http://dx.doi.org/10.1007/s12526-015-0356-2>
- RUNCIE, R. & HOLTS, D. & WRAITH, J. & XU, Y. & RAMON, D. & RASMUSSEN, R. & KOHIN, S. (2016)** A fishery-independent survey of juvenile shortfin mako (*Isurus oxyrinchus*) and blue (Prionace

glauca) sharks in the Southern California Bight, 1994-2013. *Fisheries Research*, 183: 233-243  
<http://dx.doi.org/10.1016/j.fishres.2016.06.010>

**RUPPERT, J.L.W. & FORTIN, M.J. & MEEKAN, M.G. (2016)** The Ecological Role of Sharks on Coral Reefs: Response to Roff et al. *Trends in Ecology & Evolution*, 31 (8): 586-587  
<http://dx.doi.org/10.1016/j.tree.2016.05.003>

**RUSSO, R.A. (2016)** Observations of predation and loss among leopard sharks and brown smoothhounds in San Francisco Bay, California. *California Fish and Game*, 101 (2): 149-157

**SAADAoui, A. & SAIDI, B. & ELGLID, A. & SÉRET, B. & BRADAI, M.N. (2016)** Taxonomic observations on stingrays of the genus *Dasyatis* (Chondrichthyes: Dasyatidae) in the Gulf of Gabès (Southeastern Mediterranean Sea). *Zootaxa*, 4173 (2): 101-113 j  
<http://dx.doi.org/10.11646/zootaxa.4173.2.1>

**SAGARESE, S.R. & FRISK, M.G. & CERRATO, R.M. & SOSEBEE, K.A. & MUSICK, J.A. & RAGO, P.J. (2016)** Diel Variations in Survey Catch Rates and Survey Catchability of Spiny Dogfish and their Pelagic Prey in the Northeast US Continental Shelf Large Marine Ecosystem. *Marine and Coastal Fisheries*, 8 (1): 244-262 <http://dx.doi.org/10.1080/19425120.2015.1135219>

**SAIDI, B. & ENAJJAR, S. & BRADAI, M.N. (2016)** Elasmobranch captures in shrimps trammel net fishery off the Gulf of Gabès (Southern Tunisia, Mediterranean Sea). *Journal of Applied Ichthyology*, 32 (3): 421-426 <http://dx.doi.org/10.1111/jai.13061>

**SAKALLI, A. & YUCEL, N. & CAPAPÉ, C. (2016)** Confirmed occurrence in the Mediterranean Sea of *Mobula japonica* (Müller & Henle, 1841) with a first record off the Turkish coasts. *Journal of Applied Ichthyology*, 32 (6): 1232-1234 <http://dx.doi.org/10.1111/jai.13218>

**SALINAS DE LEÓN, P. & ACUÑA-MARRERO, D. & RASTOIN, E. & FRIEDLANDER, A.M. & DONOVAN, M.K. & SALA, E. (2016)** Largest global shark biomass found in the northern Galápagos Islands of Darwin and Wolf. *PeerJ*, 4: e1911 <http://dx.doi.org/10.7717/peerj.1911>

**SÁNCHEZ-FARIÁS, N. & CANDAL, E. (2016)** Identification of Radial Glia Progenitors in the Developing and Adult Retina of Sharks. *Frontiers in Neuroanatomy*, 10: 65  
<http://dx.doi.org/10.3389/fnana.2016.00065>

**SANDOVAL-HERRERA, N.I. & VARGAS-SOTO, J.S. & ESPINOZA, M. & CLARKE, T.M. & FISK, A.T. & WEHRTMANN, I.S. (2016)** Mercury levels in muscle tissue of four common elasmobranch species from the Pacific coast of Costa Rica, Central America. *Regional Studies in Marine Science*, 3: 254-261 <http://dx.doi.org/10.1016/j.rsma.2015.11.011>

**SANTANDER-NETO, J. & ARAÚJO, M.L.G. & LESSA, R.P. (2016)** Reproductive biology of *Urotrygon microphthalmum* (Batoidea: Urotrygonidae) from north-eastern Brazil, tropical west Atlantic Ocean. *Journal of Fish Biology*, 89 (1): 1026-1042 <http://dx.doi.org/10.1111/jfb.12951>

**SANTOS-DURÁN, G.N. & FERREIRO-GALVE, S. & MENUET, A. & QUINTANA-URZAINQUI, I. & MAZAN, S. & RODRÍGUEZ-MOLDES, I. & CANDAL, E. (2016)** The Shark Alar Hypothalamus: Molecular Characterization of Prosomeric Subdivisions and Evolutionary Trends. *Front. Neuroanat.*  
<http://dx.doi.org/10.3389/fnana.2016.00113>

**SATHIANANDAN, T.V. & KURIAKOSE, S. & MINI, K.G. & GEORGE, G. & ZACHARIA, P.U. (2016)** Trends in abundance of marine fishery resources in India examined through dynamic factor analysis. *Indian Journal of Fisheries*, 63 (2): 19-23 <http://dx.doi.org/10.21077/ijf.2016.63.2.47463-03>

**SATO, K. & NAKAMURA, M. & TOMITA, T. & TODA, M. & MIYAMOTO, K. & NOZU, R. (2016)** How great white sharks nourish their embryos to a large size: evidence of lipid histotrophy in lamnoid shark reproduction. *Biology Open*, 5: 1211-1215 <http://dx.doi.org/10.1242/bio.017939>

**SAYARI, N. & SILA, A. & HADDAR, A. & BALTI, R. & ELLOUZ-CHAABOUNI, S. & BOUGATEF, A. (2016)** Valorisation of smooth hound (*Mustelus mustelus*) waste biomass through recovery of functional, antioxidative and antihypertensive bioactive peptides. *Environmental science and pollution research international*, 23 (1): 366-76 <http://dx.doi.org/10.1007/s11356-015-5244-6>

**SCHNETZ, L. & PFAFF, C. & KRIWET, J. (2016)** Tooth development and histology patterns in lamniform sharks (Elasmobranchii, Lamniformes) revisited. *Journal of Morphology*, 277 (12): 1584-1598 <http://dx.doi.org/10.1002/jmor.20597>

- SEARS, W.T. & SIKKEL, P.C. (2016)** Field observation of predation on an adult Caribbean purplemouth moray eel by a nurse shark. *Coral Reefs*, 35 (3): 971-971  
<http://dx.doi.org/10.1007/s00338-016-1445-9>
- SEIDEL, R. & LYONS, K. & BLUMER, M. & ZASLANSKY, P. & FRATZL, P. & WEAVER, J.C. & DEAN, M.N. (2016)** Ultrastructural and developmental features of the tessellated endoskeleton of elasmobranchs (sharks and rays). *Journal of Anatomy*, 229 (5): 681-702  
<http://dx.doi.org/10.1111/joa.12508>
- SEQUEIRA, A.M.M. & THUMS, M. & BROOKS, K. & MEEKAN, M.G. (2016)** Error and bias in size estimates of whale sharks: implications for understanding demography. *Royal Society Open Science*, 3 (3): 150668 <http://dx.doi.org/10.1098/rsos.150668>
- SÉRET, B. (2016)** *Zanobatus maculatus*, a new species of panray from the Gulf of Guinea, eastern central Atlantic (Elasmobranchii: Batoidea: Zanobatidae). *Zootaxa*, 4161 (4): 509–522 j  
<http://dx.doi.org/10.11646/zootaxa.4161.4.2>
- SÉRET, B. (2016)** Batoid Fishes. In: *Carpenter, K.E.; De Angelis, N. (editor), The living Marine Resources of the Eastern Central Atlantic: Bivalves, gastropods, hagfishes, sharks, batoid fishes, and chimaeras. FAO Species Identification Guide for Fisheries Purposes: 1337-1440*
- SÉRET, B. (2016)** Panrays, Family Zanobatidae. In: *Last, P.R., White, W.T., Carvalho, M.R. de, Séret, B., Stehmann, M.F.W & Naylor, G.J.P (Eds.) Rays of the World. CSIRO Publishing, Melbourne: 134-136*
- SÉRET, B. (2016)** Batoid Fishes. In: *Carpenter, K. E. and N. De Angelis (eds.), The living marine resources of the Eastern Central Atlantic. Volume 2. Bivalves, gastropods, hagfishes, sharks, batoid fishes, and chimaeras. FAO Species Identification Guide for Fishery Purposes, Rome, FAO: 1337-1440*
- SÉRET, B. & DE CARVALHO, M.R. (2016)** Sixgill stingrays, Family Hexatrygonidae. In: *Last, P.R., White, W.T., Carvalho, M.R. de, Séret, B., Stehmann, M.F.W & Naylor, G.J.P (Eds.) Rays of the World. CSIRO Publishing, Melbourne: 509-510*
- SÉRET, B. & LAST, P.R. (2016)** Gigant stingrays, Family Plesiobatididae. In: *Last, P.R., White, W.T., Carvalho, M.R. de, Séret, B., Stehmann, M.F.W & Naylor, G.J.P (Eds.) Rays of the World. CSIRO Publishing, Melbourne: 674-675*
- SÉRET, B. & LAST, P.R. & NAYLOR, G.J.P. (2016)** Guitarfishes, Family Rhinobatidae. In: *Last, P.R., White, W.T., Carvalho, M.R. de, Séret, B., Stehmann, M.F.W & Naylor, G.J.P (Eds.) Rays of the World. CSIRO Publishing, Melbourne: 78-109*
- SÉRET, B. & LAST, P.R. & NAYLOR, G.J.P. (2016)** Giant Guitarfishes, Family Glaucostegidae. In: *Last, P.R., White, W.T., Carvalho, M.R. de, Séret, B., Stehmann, M.F.W & Naylor, G.J.P (Eds.) Rays of the World. CSIRO Publishing, Melbourne: 110-116*
- SÉRET, B. & LAST, P.R. & WEIGMANN, S. & STEHMANN, M.F.W. (2016)** Legskates, Family Anacanthobatidae. In: *Last, P.R., White, W.T., Carvalho, M.R. de, Séret, B., Stehmann, M.F.W & Naylor, G.J.P (Eds.) Rays of the World. CSIRO Publishing, Melbourne: 494–508*
- SÉRET, B. & NAYLOR, G.J.P. (2016)** *Rhynchorhina mauritaniensis*, a new genus and species of wedgefish from the eastern central Atlantic (Elasmobranchii: Batoidea: Rhinidae). *Zootaxa*, 4138 (2): 291–308 <http://dx.doi.org/10.11646/zootaxa.4138.2.4>
- SGUOTTI, C. & LYNAM, C.P. & GARCÍA-CARRERAS, B. & ELLIS, J.R. & ENGELHARD, G.H. (2016)** Distribution of skates and sharks in the North Sea: 112 years of change. *Global Change Biology*, 22 (8): 2729-2743 <http://dx.doi.org/10.1111/gcb.13316>
- SHAW, A.L. & FRAZIER, B.S. & KUCKLICK, J.R. & SANCHO, G. (2016)** Trophic Ecology of a Predatory Community in a Shallow-Water, High-Salinity Estuary Assessed by Stable Isotope Analysis. *Marine and Coastal Fisheries: Dynamics, Management, and Ecosystem Science*, 8 (1): 46-61  
<http://dx.doi.org/10.1080/19425120.2015.1121940>
- SHEN, K.-N. & CHANG, C.-W. & TSAI, S.-Y. & WU, S.-C. & LIN, Z.-H. & CHAN, Y.-F. & CHEN, C.-H. & HSIAO, C.-D. & BORSA, P. (2016)** Next generation sequencing yields complete mitogenomes of Leopard whiplay (*Himantura leoparda*) and Blue-spotted stingray (*Neotrygon kuhlii*) (Chondrichthyes: Dasyatidae). *Mitochondrial DNA*, 27 (4): 2613-2614

- SHIFFMAN, D.S. & HAMMERSCHLAG, N. (2016)** Shark conservation and management policy: a review and primer for non-specialists. *Animal Conservation*, 19 (5): 401-412  
<http://dx.doi.org/10.1111/acv.12265>
- SHIFFMAN, D.S. & HAMMERSCHLAG, N. (2016)** Preferred conservation policies of shark researchers. *Conservation Biology*, 30 (4): 805-815 <http://dx.doi.org/10.1111/cobi.12668>
- SI, R. & CHEN, X. & CHEN, H. & AI, W. (2016)** Complete mitochondrial genome and the phylogenetic position of the Leadhued skate *Notoraja tobitukai* (Rajiformes: Arhynchobatidae). *Mitochondrial DNA Part B*, 1 (1): 787-788 <http://dx.doi.org/10.1080/23802359.2016.1192514>
- SI, R. & DING, W. & AI, W. & CHEN, X. (2016)** Complete mitochondrial genome and the phylogenetic position of the Borneo leg skate *Sinobatis borneensis* (Rajiformes: Anacanthobatidae). *Mitochondrial DNA Part B*, 1 (1): 443-444 <http://dx.doi.org/10.1080/23802359.2016.1180560>
- SI, R. & DING, W. & CHEN, H. & CHEN, X. & AI, W. (2016)** Complete mitochondrial genome and the phylogenetic position of the White-spotted guitarfish *Rhynchobatus australiae* (Rajiformes, Rhinobatidae). *Mitochondrial DNA Part B*, 1 (1): 315-317  
<http://dx.doi.org/10.1080/23802359.2016.1172041>
- SIEGENTHALER, A. & NIEMANTSVERDIET, P.R.W. & LATERVEER, M. & HEITKÖNIG, I.M.A. (2016)** Aversive responses of captive sandbar sharks *Carcharhinus plumbeus* to strong magnetic fields. *Journal of Fish Biology*, 89 (3): 1603-1611 <http://dx.doi.org/10.1111/jfb.13064>
- SIGSGAARD, E.E. & NIELSEN, I.B. & BACH, S.S. & LORENZEN, E.D. & ROBINSON, D.P. & KNUDSEN, S.E. & PEDERSEN, M.W. & AL JAIDAH, M. & ORLANDO, L. & WILLERSLEV, E. & MØLLER, P.R. & THOMSEN, P.F. (2016)** Population characteristics of a large whale shark aggregation inferred from seawater environmental DNA. *Nature Ecology & Evolution*, 1: 0004  
<http://dx.doi.org/10.1038/s41559-016-0004>
- SILBERNAGEL, C. & YOCHER, P. (2016)** Effectiveness of the anesthetic aquis (r) 20e in marine finfish and elasmobranchs. *Journal of Wildlife Diseases*, 52 (2S): S96-S103  
<http://dx.doi.org/10.7589/52.2s.s96>
- SIMPENDORFER, C. & HEUPEL, M.R. & RIGBY, C.L. (2016)** *Asymbolus pallidus*. In: *IUCN 2016. IUCN Red List of Threatened Species. Version 2016.3* [www.iucnredlist.org](http://www.iucnredlist.org)
- SIMPENDORFER, C.A. & HEUPEL, M.R. (2016)** Ecology: The Upside-Down World of Coral Reef Predators. *Current Biology*, 26 (15): R708-R710 <http://dx.doi.org/10.1016/j.cub.2016.05.074>
- SIMPENDORFER, C.A. & KYNE, P.M. & NOBLE, T.H. & GOLDSBURY, J. & BASIITA, R.K. & LINDSAY, R. & SHIELDS, A. & PERRY, C. & JERRY, D.R. (2016)** Environmental DNA detects Critically Endangered largetooth sawfish in the wild. *Endangered Species Research*, 30: 109-116  
<http://dx.doi.org/10.3354/esr00731>
- SIMPSON, S.J. & SIMS, D.W. (2016)** Are critically endangered fish back on the menu? Analysis of U.K. fisheries data suggest post-ban landings of prohibited skates in European waters. *Marine Policy*, 69: 42-51 <http://dx.doi.org/10.1016/j.marpol.2016.03.022>
- SMALLEGANGE, I.M. & VAN DER OUDERAA, I.B.C. & TIBIRICA, Y. (2016)** Effects of yearling, juvenile and adult survival on reef manta ray (*Manta alfredi*) demography. *PeerJ*, 4: e2370  
<http://dx.doi.org/10.7717/peerj.2370>
- SMART, J.J. & CHIN, A. & BAJE, L. & GREEN, M.E. & APPELYARD, S.A. & TOBIN, A.J. & SIMPENDORFER, C.A. & WHITE, W.T. (2016)** Effects of Including Misidentified Sharks in Life History Analyses: A Case Study on the Grey Reef Shark *Carcharhinus amblyrhynchos* from Papua New Guinea. *PLoS ONE*, 11 (4): e0153116 <http://dx.doi.org/10.1371/journal.pone.0153116>
- SMART, J.J. & CHIN, A. & TOBIN, A.J. & SIMPENDORFER, C.A. (2016)** Multimodel approaches in shark and ray growth studies: strengths, weaknesses and the future. *Fish and Fisheries*, 17 (4): 955-971 <http://dx.doi.org/10.1111/faf.12154>
- SMITH, K.R. & SCARPACI, C. & LOUDEN, B.M. & OTWAY, N.M. (2016)** Does the grey nurse shark (*Carcharias taurus*) exhibit agonistic pectoral fin depression? A stereo-video photogrammetric assessment off eastern Australia. *Pacific Conservation Biology*, 22 (1): 3-11  
<http://dx.doi.org/10.1071/pc15024>

- SMITH, W.D. & MILLER, J.A. & MÁRQUEZ-FARÍAS, J.F. & HEPPELL, S.S. (2016)** Elemental signatures reveal the geographic origins of a highly migratory shark: prospects for measuring population connectivity. *Marine Ecology Progress Series*, 556: 173-193  
<http://dx.doi.org/10.3354/meps11844>
- SMITH, W.L. & STERN, J.H. & GIRARD, M.G. & DAVIS, M.P. (2016)** Evolution of Venomous Cartilaginous and Ray-Finned Fishes. *Integrative and Comparative Biology*, 56 (5): 950-961  
<http://dx.doi.org/10.1093/icb/icw070>
- SMOOTHEY, A.F. & GRAY, C.A. & KENNELLY, S.J. & MASENS, O.J. & PEDDEMORS, V.M. & ROBINSON, W.A. (2016)** Patterns of Occurrence of Sharks in Sydney Harbour, a Large Urbanised Estuary. *PLoS ONE*, 11 (1): e0146911 <http://dx.doi.org/10.1371/journal.pone.0146911>
- SOARES, K.D.A. & GOMES, U.L. & DE CARVALHO, M.R. (2016)** Taxonomic review of catsharks of the *Scyliorhinus haeckelii* group, with the description of a new species (Chondrichthyes: Carcharhiniformes: Scyliorhinidae). *Zootaxa*, 4066 (5): 501-534  
<http://dx.doi.org/10.11646/zootaxa.4066.5.1>
- SOTELO, C.G. & COMESANA, M.B. & ARIZA, P.R. & PEREZ-MARTIN, R.I. (2016)** Characterization of Collagen from Different Discarded Fish Species of the West Coast of the Iberian Peninsula. *Journal of Aquatic Food Product Technology*, 25 (3): 388-399  
<http://dx.doi.org/10.1080/10498850.2013.865283>
- SPAET, J.L.Y. & NANNINGA, G.B. & BERUMEN, M.L. (2016)** Ongoing decline of shark populations in the Eastern Red Sea. *Biological Conservation*, 201: 20–28  
<http://dx.doi.org/10.1016/j.biocon.2016.06.018>
- SPATH, M.C. & DELPIANI, G. & FIGUEROA, D.E. (2016)** Feeding ecology of the apron ray *Discopyge tschudii* (Elasmobranchii, Narcinidae) in San Jorge Gulf, Patagonia, Argentina. *Journal of the Marine Biological Association of the United Kingdom*, 96 (5): 1093-1099  
<http://dx.doi.org/10.1017/s0025315415000648>
- SPEED, C.W. & MEEKAN, M.G. & FIELD, I.C. & MCMAHON, C.R. & HARCOURT, R.G. & STEVENS, J.D. (2016)** Reef shark movements relative to a coastal marine protected area. *Regional Studies in Marine Science*, 3: 58–66 <http://dx.doi.org/10.1016/j.rsma.2015.05.002>
- ST GELAIS, A.T. & COSTA-PIERCE, B.A. (2016)** Mercury concentrations in Northwest Atlantic winter-caught, male spiny dogfish (*Squalus acanthias*): A geographic mercury comparison and risk-reward framework for human consumption. *Marine Pollution Bulletin*, 102 (1): 199-205  
<http://dx.doi.org/10.1016/j.marpolbul.2015.12.009>
- STEHMANN, M.F.W. & VAN OIJEN, M. & KAMMINGA, P. (2016)** Re-description of the rare taillight shark *Euprotomicroides zantedeschia* (Squaliformes, Dalatiidae), based on third and fourth record from off Chile *Cybium*, 40 (3): 187-197 j
- STEHMANN, M.F.W. & WEIGMANN, S. (2016)** A new deepwater legskate, *Sinobatis kotlyari* n. sp. (Rajiformes, Anacanthobatidae) from the southeastern Indian Ocean on Broken Ridge. *Zootaxa*, 4189 (2): 327–347 <http://dx.doi.org/10.11646/zootaxa.4189.2.8>
- STEIN, A.J. (2016)** Shark-fin landing policy aids control. *Nature*, 533 (7604): 469
- STELFOX, M. & HUDGINS, J. & SWEET, M. (2016)** A review of ghost gear entanglement amongst marine mammals, reptiles and elasmobranchs. *Marine Pollution Bulletin*, 111 (1-2): 6-17  
<http://dx.doi.org/10.1016/j.marpolbul.2016.06.034>
- STEWART, J.D. & BEALE, C.S. & FERNANDO, D. & SIANIPAR, A.B. & BURTON, R.S. & SEMMENS, B.X. & ABURTO-OROPEZA, O. (2016)** Spatial ecology and conservation of Manta birostris in the Indo-Pacific. *Biological Conservation*, 200: 178-183  
<http://dx.doi.org/10.1016/j.biocon.2016.05.016>
- STRAUBE, N. & LAMPERT, K.P. & GEIGER, M.F. & WEIß, J.D. & KIRCHHAUSER, J.X. (2016)** First record of second-generation facultative parthenogenesis in a vertebrate species, the whitespotted bambooshark *Chiloscyllium plagiosum*. *Journal of Fish Biology*, 88 (2): 668-675  
<http://dx.doi.org/10.1111/jfb.12862>
- SULIKOWSKI, J.A. & WHEELER, C.R. & GALLAGHER, A.J. & PROHASKA, B.K. & LANGAN, J.A. & HAMMERSCHLAG, N. (2016)** Seasonal and life-stage variation in the reproductive ecology of a



marine apex predator, the tiger shark *Galeocerdo cuvier*, at a protected female-dominated site. *Aquatic Biology*, 24 (3): 175-184 <http://dx.doi.org/10.3354/ab00648>

**SULLIVAN, E. (2016)** In response to recent shark attacks in Australia. *Australian Veterinary Journal*, 94 (8): N22-N23

**SURESH, T.V. & RAFFI, S.M. (2016)** Occurrence of pelagic stingray *Pteroplatytrygon violacea* (Bonaparte, 1832) in the inshore waters of Parangipettai, Southeast coast of India. *Indian Journal of Geo-Marine Sciences*, 45 (11): 1610-1613

**SWIFT, D.G. & DUNNING, L. & IGEA, J. & BROOKS, E.J. & JONES, C.S. & NOBLE, L.R. & CIEZAREK, A. & HUMBLE, E. & SAVOLAINEN, V. (2016)** Evidence of positive selection associated with placental loss in tiger sharks. *BMC Evolutionary Biology*, 16 (1): 126 <http://dx.doi.org/10.1186/s12862-016-0696-y>

**TABARESTANI, H.S. & SEDAGHAT, N. & JAHANSHAHI, M. & MOTAMEDZADEGAN, A. & MOHEBBI, M. (2016)** Physicochemical and Rheological Properties of White-Cheek Shark (*Carcharhinus dussumieri*) Skin Gelatin. *International Journal of Food Properties*, 19 (12): 2788-2804 <http://dx.doi.org/10.1080/10942912.2015.1050595>

**TAGLIAFICO, A. & EHEMANN, N. & RANGEL, M.S. & RAGO, N. (2016)** Exploitation and reproduction of the bullnose ray (*Myliobatis freminvillei*) caught in an artisanal fishery in La Pared, Margarita Island, Venezuela. *Fishery Bulletin*, 114 (2): 144–152 <http://dx.doi.org/10.7755/FB.114.2.2>

**TAKABE, S. & INOKUCHI, M. & YAMAGUCHI, Y. & HYODO, S. (2016)** Distribution and dynamics of branchial ionocytes in houndshark reared in full-strength and diluted seawater environments. *Comparative Biochemistry and Physiology - Part A, Molecular & Integrative Physiology*, 198: 22-32 <http://dx.doi.org/10.1016/j.cbpa.2016.03.019>

**TAKAHASHI, A. & DAVIS, P. & REINICK, C. & MIZUSAWA, K. & SAKAMOTO, T. & DORES, R.M. (2016)** Characterization of melanocortin receptors from stingray *Dasyatis akajei*, a cartilaginous fish. *General and Comparative Endocrinology*, 232: 115-124 <http://dx.doi.org/10.1016/j.yggen.2016.03.030>

**TAKEDA, N. & HORAI, S. & TAMURA, J.-I. (2016)** Facile analysis of contents and compositions of the chondroitin sulfate/dermatan sulfate hybrid chain in shark and ray tissues. *Carbohydrate Research*, 424: 54-58 <http://dx.doi.org/10.1016/j.carres.2016.02.006>

**TAQUET, M. & MISSELIS, C. & MOURIER, J. & PONSONNET, C. (2016)** Poissons pélagiques des Marquises. In: Galzin R, Duron S-D and Meyer J-Y, (eds.). *Société Française d'Ichtyologie, Paris, Biodiversité terrestre et marine des îles Marquises, Polynésie française*: 59-188

**TAYLOR, S.M. & HARRY, A.V. & BENNETT, M.B. (2016)** Living on the edge: latitudinal variations in the reproductive biology of two coastal species of sharks. *Journal of Fish Biology*, 89 (5): 2399-2418 <http://dx.doi.org/10.1111/jfb.13126>

**TERRAZAS-LÓPEZ, R. & ARREOLA-MENDOZA, L. & GALVÁN-MAGAÑA, F. & ANGUIANO-ZAMORA, M. & SUJITHA, S.B. & JONATHAN, M.P. (2016)** Cadmium concentration in liver and muscle of silky shark (*Carcharhinus falciformis*) in the tip of Baja California south, México. *Marine Pollution Bulletin*, 107 (1): 389-392 <http://dx.doi.org/10.1016/j.marpolbul.2016.03.035>

**THOMSEN, P.F. & MØLLER, P.R. & SIGSGAARD, E.E. & KNUDSEN, S.W. & JØRGENSEN, O.A. & WILLERSLEV, E. (2016)** Environmental DNA from Seawater Samples Correlate with Trawl Catches of Subarctic, Deepwater Fishes. *PLoS ONE*, 11 (11): e0165252 <http://dx.doi.org/10.1371/journal.pone.0165252>

**TINKER, M.T. & HATFIELD, B.B. & HARRIS, M.D. & AMES, J.A. (2016)** Dramatic increase in sea otter mortality from white sharks in California. *Marine Mammal Science*, 32 (1): 309-326 <http://dx.doi.org/10.1111/mms.12261>

**TOBUNI, I.M. & BENABDALLAH, B.-A.R. & SERENA, F. & SHAKMAN, E.A. (2016)** First documented presence of *Galeocerdo cuvier* (Péron & Lesueur, 1822) (ELASMOBRANCHII, CARCHARHINIDAE) in the Mediterranean basin (Libyan waters). *Marine Biodiversity Records*, 9: 94 <http://dx.doi.org/10.1186/s41200-016-0089-3>

**TOMITA, T. & COTTON, C.F. & TODA, M. (2016)** Ultrasound and physical models shed light on the respiratory system of embryonic dogfishes. *Zoology (Jena)*, 119 (1): 36-41 <http://dx.doi.org/10.1016/j.zool.2015.09.002>

- TOMITA, T. & MURAKUMO, K. & MIYAMOTO, K. & SATO, K. & OKA, S.I. & KAMISAKO, H. & TODA, M. (2016)** Eye retraction in the giant guitarfish, *Rhynchobatus djiddensis* (Elasmobranchii: Batoidea): a novel mechanism for eye protection in batoid fishes. *Zoology (Jena)*, 119 (1): 30-35 <http://dx.doi.org/10.1016/j.zool.2015.09.004>
- TORRES, P. & DACUNHA, R.T. & RODRIGUES, A.D. (2016)** The elasmobranch fisheries of the Azores. *Marine Policy*, 73: 108-118 <http://dx.doi.org/10.1016/j.marpol.2016.07.027>
- TORRES-HUERTA, A.M. & MERAZ, J. & CARRASCO-BAUTISTA, P.E. & DÍAZ-CARBALLIDO, P.L. (2016)** Morphological abnormalities of round rays of the genus *Urotrygon* in the Gulf of Tehuantepec. *Marine Biodiversity*, 46 (1): 309-315 <http://dx.doi.org/10.1007/s12526-015-0347-3>
- TOWNER, A.V. & LEOS-BARAJAS, V. & LANGROCK, R. & SCHICK, R.S. & SMALE, M.J. & KASCHKE, T. & JEWELL, O.J.D. & PAPASTAMATIOU, Y.P. (2016)** Sex-specific and individual preferences for hunting strategies in white sharks. *Functional Ecology*, 30: 1397–1407 <http://dx.doi.org/10.1111/1365-2435.12613>
- TREBERG, J.R. & SPEERS-ROESCH, B. (2016)** Does the physiology of chondrichthyan fishes constrain their distribution in the deep sea? *Journal of Experimental Biology*, 219 (5): 615-625 <http://dx.doi.org/10.1242/jeb.128108>
- TRINNIE, F.I. & WALKER, T.I. & JONES, P.L. & LAURENSEN, L.J. (2016)** Reproductive cycle of *Urolophus cruciatus* in south-eastern Australia: Does the species exhibit obligate or facultative diapause? *Marine Biology*, 163: 226 <http://dx.doi.org/10.1007/s00227-016-2976-x>
- TSOI, K.H. & CHAN, S.Y. & LEE, Y.C. & IP, B.H. & CHEANG, C.C. (2016)** Shark Conservation: An Educational Approach Based on Children's Knowledge and Perceptions toward Sharks. *PLoS ONE*, 11 (9): e0163406 <http://dx.doi.org/10.1371/journal.pone.0163406>
- TUNNAH, L. & MACKELLAR, S.R.C. & BARNETT, D.A. & MACCORMACK, T.J. & STEHFEST, K.M. & MORASH, A.J. & SEMMENS, J.M. & CURRIE, S. (2016)** Physiological responses to hypersalinity correspond to nursery ground usage in two inshore shark species (*Mustelus antarcticus* & *Galeorhinus galeus*). *Journal of Experimental Biology*, 219 (13):2028-2038 <http://dx.doi.org/10.1242/jeb.139964>
- UNDERWOOD, C. & JOHANSON, Z. & SMITH, M.M. (2016)** Cutting blade dentitions in squaliform sharks form by modification of inherited alternate tooth ordering patterns. *Royal Society Open Science*, 3 (11): 160385 <http://dx.doi.org/10.1098/rsos.160385>
- VALLS, E. & NAVARRO, J. & BARRÍA, C. & COLL, M. & FERNÁNDEZ-BORRÀS, J. & ROTLLANT, G. (2016)** Seasonal, ontogenetic and sexual changes in lipid metabolism of the small-spotted catshark (*Scyliorhinus canicula*) in deep-sea free-living conditions. *Journal of Experimental Marine Biology and Ecology*, 483: 59–63 <http://dx.doi.org/10.1016/j.jembe.2016.07.001>
- VANDENPLAS, S. & VANDEGHINSTE, R. & BOUTET, A. & MAZAN, S. & HUYSSSEUNE, A. (2016)** Slow cycling cells in the continuous dental lamina of *Scyliorhinus canicula* new evidence for stem cells in sharks. *Developmental Biology*, 413 (1): 39–49 <http://dx.doi.org/10.1016/j.ydbio.2016.03.004>
- VANDEPERRE, F. & AIRES-DA-SILVA, A. & LENNERT-CODY, C. & SANTOS, R.S. & AFONSO, P. (2016)** Essential pelagic habitat of juvenile blue shark (*Prionace glauca*) inferred from telemetry data. *Limnology and Oceanography*, 61 (5): 1605-1625 <http://dx.doi.org/10.1002/lno.10321>
- VARGAS-CARO, C. & BUSTAMANTE, C. & BENNETT, M.B. & OVENDEN, J.R. (2016)** The complete validated mitochondrial genome of the yellownose skate *Zearaja chilensis* (Guichenot 1848) (Rajiformes, Rajidae). *Mitochondrial DNA*, 27 (2): 1227-1228 <http://dx.doi.org/10.3109/19401736.2014.945530>
- VARGAS-CARO, C. & BUSTAMANTE, C. & LAMILLA, J. & BENNETT, M.B. & OVENDEN, J.R. (2016)** The phylogenetic position of the roughskin skate *Dipturus trachyderma* (Kreffft & Stehmann, 1975) (Rajiformes, Rajidae) inferred from the mitochondrial genome. *Mitochondrial DNA*, 27 (4): 2965-2966 <http://dx.doi.org/10.3109/19401736.2015.1060462>
- VARGHESE, S.P. & GULATI, D.K. & UNNIKRISHNAN, N. & AYOOB, A.E. (2016)** Biological aspects of silky shark *Carcharhinus falciformis* in the eastern Arabian Sea. *Journal of the Marine Biological Association of the United Kingdom*, 96 (7): 1437-1447 <http://dx.doi.org/10.1017/s0025315415001575>

- VASCO-RODRIGUES, N. & FONTES, J. & BERTONCINI, Á.A. (2016)** Ten new records of marine fishes for São Tomé, West Africa. *Acta Ichthyologica Et Piscatoria*, 46 (2): 123–129  
<http://dx.doi.org/10.3750/AIP2016.46.2.09>
- VAUDO, J.J. & WETHERBEE, B.M. & WOOD, A.D. & WENIG, K. & HOWEY-JORDAN, L.A. & HARVEY, G.M. & SHIVJI, M.S. (2016)** Vertical movements of shortfin mako sharks *Isurus oxyrinchus* in the western North Atlantic Ocean are strongly influenced by temperature. *Marine Ecology Progress Series*, 547: 163-175 <http://dx.doi.org/10.3354/meps11646>
- VAZQUEZ, D.M. & MABRAGAÑA, E. & GABBANELLI, V. & DÍAZ DE ASTARLOA, J.M. (2016)** Exploring nursery sites for oviparous chondrichthyans in the Southwest Atlantic (36°S–41°S). *Marine Biology Research*, 12 (7): 715-725 <http://dx.doi.org/10.1080/17451000.2016.1203948>
- VAZQUEZ, J. A. & BLANCO, M. & FRAGUAS, J. & PASTRANA, L. & PEREZ-MARTIN, R. (2016)** Optimisation of the extraction and purification of chondroitin sulphate from head by-products of *Prionace glauca* by environmental friendly processes. *Food Chemistry*, 198: 28-35  
<http://dx.doi.org/10.1016/j.foodchem.2015.10.087>
- VENUGOPAL, V. & KUMARAN, A.K. & SEKHAR CHATTERJEE, N. & KUMAR, S. & KAVILAKATH, S. & NAIR, J.R. & MATHEW, S. (2016)** Biochemical Characterization of Liver Oil of *Echinorhinus brucus* (Bramble Shark) and Its Cytotoxic Evaluation on Neuroblastoma Cell Lines (SHSY-5Y). *Scientifica*, 2016: 6294030 <http://dx.doi.org/10.1155/2016/6294030>
- VIANA, S.T. & DE CARVALHO, M.R. (2016)** Redescription of *Squalus acutipinnis* Regan, 1908, a Valid Species of Spiny Dogfish from Southern Africa (Chondrichthyes: Squaliformes: Squalidae). *Copeia*, 104 (2): 539-553 j <http://dx.doi.org/10.1643/C1-14-217>
- VIANA, S.T. & DE CARVALHO, M.R. & GOMES, U.L. (2016)** Taxonomy and morphology of species of the genus *Squalus* Linnaeus, 1758 from the Southwestern Atlantic Ocean (Chondrichthyes: Squaliformes: Squalidae). *Zootaxa*, 4133 (1): 1-89 j <http://dx.doi.org/10.11646/zootaxa.4133.1.1>
- VIANNA, G.M.S. & MEEKAN, M.G. & RUPPERT, J.L.W. & BORNOVSKI, T.H. & MEEUWIG, J.J. (2016)** Indicators of fishing mortality on reef-shark populations in the world's first shark sanctuary: the need for surveillance and enforcement. *Coral Reefs*, 35: 973 <http://dx.doi.org/10.1007/s00338-016-1437-9>
- VILLALOBOS, E. & MARTÍNEZ, A. & LAMBARRI, C. & ESPINOSA, H. (2016)** New record of *Zameus squamulosus* (Chondrichthyes: Squaliformes: Somniosidae) in the Southern Gulf of Mexico. *Marine Biodiversity Records*, 9: 61 <http://dx.doi.org/10.1186/s41200-016-0047-0>
- WANG, J. & CHEN, H. & LIN, L. & AI, W. & CHEN, X. (2016)** Mitochondrial genome and phylogenetic position of the slitelike shark *Loxodon macrorhinus*. *Mitochondrial DNA*, 27 (6): 4288-428 <http://dx.doi.org/10.3109/19401736.2015.1082099>
- WEIGMANN, S. (2016)** Annotated checklist of the living sharks, batoids and chimaeras (Chondrichthyes) of the world, with a focus on biogeographical diversity. *Journal of Fish Biology*, 88 (3): 837-1037 <http://dx.doi.org/10.1111/jfb.12874>
- WEIGMANN, S. & EBERT, D.A. & CLERKIN, P.J. & STEHMANN, M.F.W. & NAYLOR, G.J.P. (2016)** *Bythaelurus bachi* n. sp., a new deep-water catshark (Carcharhiniformes, Scyliorhinidae) from the southwestern Indian Ocean, with a review of *Bythaelurus* species and a key to their identification. *Zootaxa*, 4208 (5): 401–432 j <http://dx.doi.org/10.11646/zootaxa.4208.5.1>
- WEIGMANN, S. & SÉRET, B. & LAST, P.R. & MCEACHRAN, J.D. (2016)** Pygmy Skates, Family Gurgesiellidae. In: Last, P.R., White, W.T., Carvalho, M.R. de, Séret, B., Stehmann, M.F.W & Naylor, G.J.P (Eds.) *Rays of the World*. CSIRO Publishing, Melbourne: 473–493
- WEIGMANN, S. & STEHMANN, M.F.W. (2016)** *Sinobatis brevicauda* n. sp., a new deep-water legskate (Rajiformes, Anacanthobatidae) and first generic record from the western Indian Ocean. *Zootaxa*, 4137 (4): 478–500 <http://dx.doi.org/10.11646/zootaxa.4137.4.2>
- WEIGMANN, S. & VAZ, D.F.B. & WHITE, W.T. & CARVALHO, M.R. DE & THIEL, R. (2016)** Distribution and comments on the morphology of *Centroscymnus owstonii* Garman, 1906 (Squaliformes: Somniosidae), with focus on its occurrence in the Indian Ocean. *Marine Biodiversity*, 46 (3): 641–653 j <http://dx.doi.org/10.1007/s12526-015-0413-x>

- WHITE, W.T. & LAST, P.R. (2016)** *Platyrrhina psomadakisi* sp. nov., a new species of fanray (Batoidea: Platyrrhinidae) from the Andaman Sea, the first record of this family in the Indian Ocean. *Zootaxa*, 4121 (5): 533–544 <http://dx.doi.org/10.11646/zootaxa.4121.5.3>
- WHITE, W.T. & LAST, P.R. (2016)** Eagle rays, Family Myliobatidae. In: Last, P.R., White, W.T., Carvalho, M.R. de, Séret, B., Stehmann, M.F.W & Naylor, G.J.P (Eds.) *Rays of the World*. CSIRO Publishing, Melbourne: 706-725
- WHITE, W.T. & LAST, P.R. (2016)** Pelagic eagle rays, Family Aetobatidae. In: Last, P.R., White, W.T., Carvalho, M.R. de, Séret, B., Stehmann, M.F.W & Naylor, G.J.P (Eds.) *Rays of the World*. CSIRO Publishing, Melbourne: 726-731
- WHITE, W.T. & LAST, P.R. (2016)** Devilrays, Family Mobulidae. In: Last, P.R., White, W.T., Carvalho, M.R. de, Séret, B., Stehmann, M.F.W & Naylor, G.J.P (Eds.) *Rays of the World*. CSIRO Publishing, Melbourne: 741-749
- WHITE, W.T. & LAST, P.R. & BAJE, L. (2016)** *Aetomylaeus caeruleofasciatus*, a new species of eagle ray (Myliobatiformes: Myliobatidae) from northern Australia and New Guinea. *Ichthyological Research*, 63 (1): 94-109 <http://dx.doi.org/10.1007/s10228-015-0480-9>
- WHITE, W.T. & LAST, P.R. & NAYLOR, G.J.P. (2016)** *Rhinobatos manai* sp. nov., a new species of guitarfish (Rhinopristiformes: Rhinobatidae) from New Ireland, Papua New Guinea. *Zootaxa*, 4175 (6): 588-600 <http://dx.doi.org/10.11646/zootaxa.4175.6.6>
- WHITE, W.T. & LAST, P.R. & SÉRET, B. (2016)** Human Interactions. In: Last, P.R., White, W.T., Carvalho, M.R. de, Séret, B., Stehmann, M.F.W & Naylor, G.J.P (Eds.) *Rays of the World*. CSIRO Publishing, Melbourne: 16-20
- WHITE, W.T. & MANA, R.R. & NAYLOR, G.J.P. (2016)** *Galeus corriganae* sp. nov., a new species of deepwater catshark (Carcharhiniformes: Pentanchidae) from Papua New Guinea. *Zootaxa*, 4205 (3): 255–264 <http://dx.doi.org/10.11646/zootaxa.4205.3.5>
- WHITE, W.T. & NAYLOR, G.J.P. (2016)** Resurrection of the family Aetobatidae (Myliobatiformes) for the pelagic eagle rays, genus *Aetobatus*. *Zootaxa*, 4139 (3): 435–438 <http://dx.doi.org/10.11646/zootaxa.4139.3.10>
- WHITNEY, N.M. & LEAR, K.A. & GASKINS, L.C. & GLEISS, A.C. (2016)** The effects of temperature and swimming speed on the metabolic rate of the nurse shark (*Ginglymostoma cirratum*, Bonaterre). *Journal of Experimental Marine Biology and Ecology*, 477: 40–46 <http://dx.doi.org/10.1016/j.jembe.2015.12.009>
- WHITNEY, N.M. & WHITE, C.F. & GLEISS, A.C. & SCHWIETERMAN, G.D. & ANDERSON, P. & HUETER, R.E. & SKOMAL, G.B. (2016)** A novel method for determining post-release mortality, behavior, and recovery period using acceleration data loggers. *Fisheries Research*, 183: 210-221 <http://dx.doi.org/10.1016/j.fishres.2016.06.003>
- WIERSMA, G. & VERHOOG, P. & FOWLER, S. & MEEKAN, M.G. (2016)** The first field observation of intestinal eversion by a shark (broadnose sevengill, *Notorynchus cepedianus*). *Marine Biodiversity*, 46 (1): 17-18 <http://dx.doi.org/10.1007/s12526-015-0341-9>
- WILGA, C.A.D. & DINIZ, S.E. & STEELE, P.R. & SUDARIO-COOK, J. & DUMONT, E.R. & FERRY, L.A. (2016)** Ontogeny of Feeding Mechanics in Smoothhound Sharks: Morphology and Cartilage Stiffness. *Integrative and Comparative Biology*, 56 (3): 442-448 <http://dx.doi.org/10.1093/icb/icw078>
- WILLEY, A.L. & BARKER, L.S. & SAMPSON, M. (2016)** A comparison of circle hook and J hook performance in the recreational shark fishery off Maryland. *Fishery Bulletin*, 114 (3): 370–372 <http://dx.doi.org/10.7755/FB.114.3.9>
- WOOD, C.M. & GIACOMIN, M. (2016)** Feeding through your gills and turning a toxicant into a resource: how the dogfish shark scavenges ammonia from its environment. *Journal of Experimental Biology*, 219 (20): 3218-3226 <http://dx.doi.org/10.1242/jeb.145268>
- WRIGHT, D. & LANGLEY, M.C. & MAY, S.K. & JOHNSTON, L.G. & ALLEN, L. (2016)** Painted shark vertebrae beads from the Djawumbu-Madjawarrnja complex, western Arnhem Land. *Australian Archaeology*, 82: 43-54 <http://dx.doi.org/10.1080/03122417.2016.1164356>
- XU, Z.X. & LIANG, Q.Y. & LU, D.C. & CHEN, G.J. & DU, Z.J. (2016)** *Pisticoccus aurantiacus* gen. nov., sp. nov., a moderately halophilic bacterium isolated from a shark. *Antonie Van Leeuwenhoek*

*International Journal of General and Molecular Microbiology*, 109 (12): 1593-1603  
<http://dx.doi.org/10.1007/s10482-016-0760-z>

**YANG, C.P. & ZHI, T.T. & ZHANG, S. & YAN, S. & YANG, T. (2016)** Complete mitochondrial genome of the pelagic stingray *Pteroplatytrygon violacea* (Myliobatiformes: Dasyatidae). *Mitochondrial DNA*, 27 (2): 935-936 <http://dx.doi.org/10.3109/19401736.2014.926493>

**YANG, L. & MATTHES-ROSANA, K.A. & NAYLOR, G.J.P. (2016)** Complete mitochondrial genome of the blacknose shark *Carcharhinus acronotus* (Elasmobranchii: Carcharhinidae). *Mitochondrial DNA*, 27 (1): 169-170 <http://dx.doi.org/10.3109/19401736.2013.878928>

**YANG, L. & MATTHES-ROSANA, K.A. & NAYLOR, G.J.P. (2016)** Determination of complete mitochondrial genome sequence from the holotype of the southern Mandarin dogfish *Cirrhigaleus australis* (Elasmobranchii: Squalidae). *Mitochondrial DNA*, 27 (1): 593-594  
<http://dx.doi.org/10.3109/19401736.2014.908360>

**YANG, L. & NAYLOR, G.J.P. (2016)** Long-PCR based next generation sequencing of the whole mitochondrial genome of the peacock skate *Pavoraja nitida* (Elasmobranchii: Arhynchobatidae). *Mitochondrial DNA*, 27 (2): 943-944 <http://dx.doi.org/10.3109/19401736.2014.926497>

**YANG, L.R. & GE, Y.H. & CHENG, D.D. & NIE, Z.M. & LV, Z.B. (2016)** Detection of piRNAs in whitespotted bamboo shark liver. *Gene*, 590 (1): 51-56 <http://dx.doi.org/10.1016/j.gene.2016.06.008>

**YATES, P.M. & TOBIN, A.J. & HEUPEL, M.R. & SIMPFENDORFER, C.A. (2016)** Benefits of marine protected areas for tropical coastal shark. *Aquatic Conservation: Marine and Freshwater Ecosystems*, 26 (6): 1063-1080 <http://dx.doi.org/10.1002/aqc.2616>

**YEARSLEY, G.K. & LAST, P.R. (2016)** A new genus of stingarees (Myliobatiformes: Urolophidae) with comments on other urolophid genera and an annotated checklist of species. In *Rays of the World: Supplementary information* (Last, P. R. & Yearsley, G. K., eds), CSIRO Special Publication: 1-10

**YEARSLEY, G.K. & LAST, P.R. (2016)** Glossary. In: Last, P.R., White, W.T., Carvalho, M.R. de, Séret, B., Stehmann, M.F.W & Naylor, G.J.P (Eds.) *Rays of the World*. CSIRO Publishing, Melbourne: 31-48

**YIGIN, C.C. & ISMEN, A. (2016)** Age and Growth of Spiny Dogfish *Squalus acanthias* (Squalidae: Chondrichthyes) in the North Aegean Sea. *Pakistan Journal of Zoology*, 48 (4): 1185-1191

**YILDIZ, T. & YEMİŞKEN, E. & KARAKULAK, F.S. & UZER, U. & DALYAN, C. & ORAY, I.K. (2016)** A new record of dasyatid fish from the Sea of Marmara: Tortonese's stingray, *Dasyatis tortonesei* Capapé, 1975 (Dasyatidae). *Journal of Applied Ichthyology*, 32 (4): 721-723  
<http://dx.doi.org/10.1111/jai.13087>

**YOKOTA, L. & WHITE, W.T. & DE CARVALHO, M.R. (2016)** Butterfly rays, Family Gymnuridae. In: Last, P.R., White, W.T., Carvalho, M.R. de, Séret, B., Stehmann, M.F.W & Naylor, G.J.P (Eds.) *Rays of the World*. CSIRO Publishing, Melbourne: 511-521

**YOPAK, K.E. & GALINSKY, V.L. & BERQUIST, R.M. & FRANK, L.R. (2016)** Quantitative Classification of Cerebellar Foliation in Cartilaginous Fishes (Class: Chondrichthyes) Using Three-Dimensional Shape Analysis and Its Implications for Evolutionary Biology. *Brain, Behavior & Evolution*, 87 (4): 252-264 <http://dx.doi.org/10.1159/000446904>

**YU, H.Y. & ZHANG, H.C. & GUO, Y.Y. & TAN, H.P. & LI, Y. & XIE, G.N. (2016)** Thermodynamic analysis of shark skin texture surfaces for microchannel flow. *Continuum Mechanics and Thermodynamics*, 28 (5): 1361-1371 <http://dx.doi.org/10.1007/s00161-015-0479-5>

**ZANELLA, I. & LOPEZ-GARRO, A. & MARTINEZ, F. & GOLFIN-DUARTE, G. & MORALES, K. (2016)** Shark populations in Chatham and Wafer bays, Isla del Coco National Park, Costa Rica. *Revista De Biología Tropical*, 64 (Suppl. 1): S177-S186

**ZANELLA, I. & LOPEZ-GARRO, A. & MCCOMB-KOBZA, D.M. & GOLFIN-DUARTE, G. & PEREZ-MONTERO, M. & MORALES, J. (2016)** First record of young-of-the-year Scalloped hammerhead shark, *Sphyrna lewini* (Carcharhiniformes: Sphyrnidae) from Isla del Coco National Park, Costa Rica. *Revista De Biología Tropical*, 64 (Suppl. 1): S201-S204

**ZAPATA-HERNANDEZ, G. & SELLANES, J. & THIEL, M. & HENRIQUEZ, C. & HERNANDEZ, S. & FERNANDEZ, J.C.C. & HAJDU, E. (2016)** Community structure and trophic ecology of megabenthic

fauna from the deep basins in the Interior Sea of Chiloé, Chile (41–43° S). *Continental Shelf Research*, 130: 47-67 <http://dx.doi.org/10.1016/j.csr.2016.10.002>

**ZENG, Y. & WU, Z. & ZHANG, C. & MENG, Z. & JIANG, Z. & ZHANG, J. (2016)** DNA barcoding of Mobulid Ray Gill Rakers for Implementing CITES on Elasmobranch in China *Scientific Reports* 6: 37567 <http://dx.doi.org/10.1038/srep37567>

**ZHANG, Y. & HAN, J. & FENG, Y. & MU, J. & BAO, H. & KULIK, A. & GROND, S. (2016)** Isolation and characterization of bioactive fungi from shark *Carcharodon carcharias*' gill with biopharmaceutical prospects. *Chinese Journal of Oceanology and Limnology*, 34 (1): 186-199 <http://dx.doi.org/10.1007/s00343-015-4187-6>

### 3. Database Reports

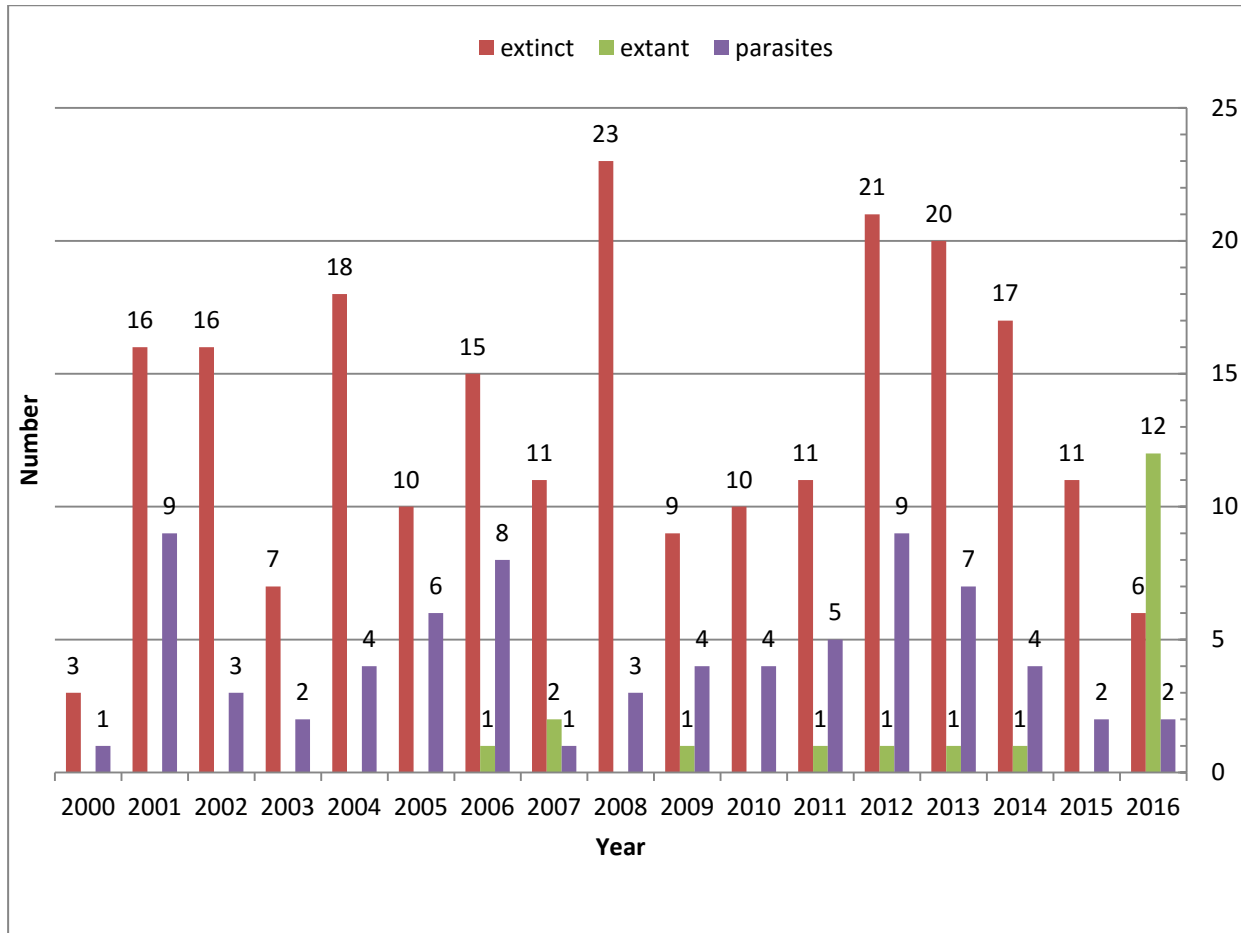
#### 3.1 Statistics

##### 3.1.1 Newly described genera 2000 – 2016

Table 1: Describes extinct, extant and parasite genera in the years 2000 to 2016.

year	extinct	extant	parasites
2000	3		1
2001	16		9
2002	16		3
2003	7		2
2004	18		4
2005	10		6
2006	15	1	8
2007	11	2	1
2008	23		3
2009	9	1	4
2010	10		4
2011	11	1	5
2012	21	1	9
2013	20	1	7
2014	17	1	4
2015	11		2
2016	6	12	2

Figure 1: Barchart showing comparisons of genus descriptions in the three categories extinct, extant, and parasites. Extinct genus descriptions clearly dominate the descriptions record.



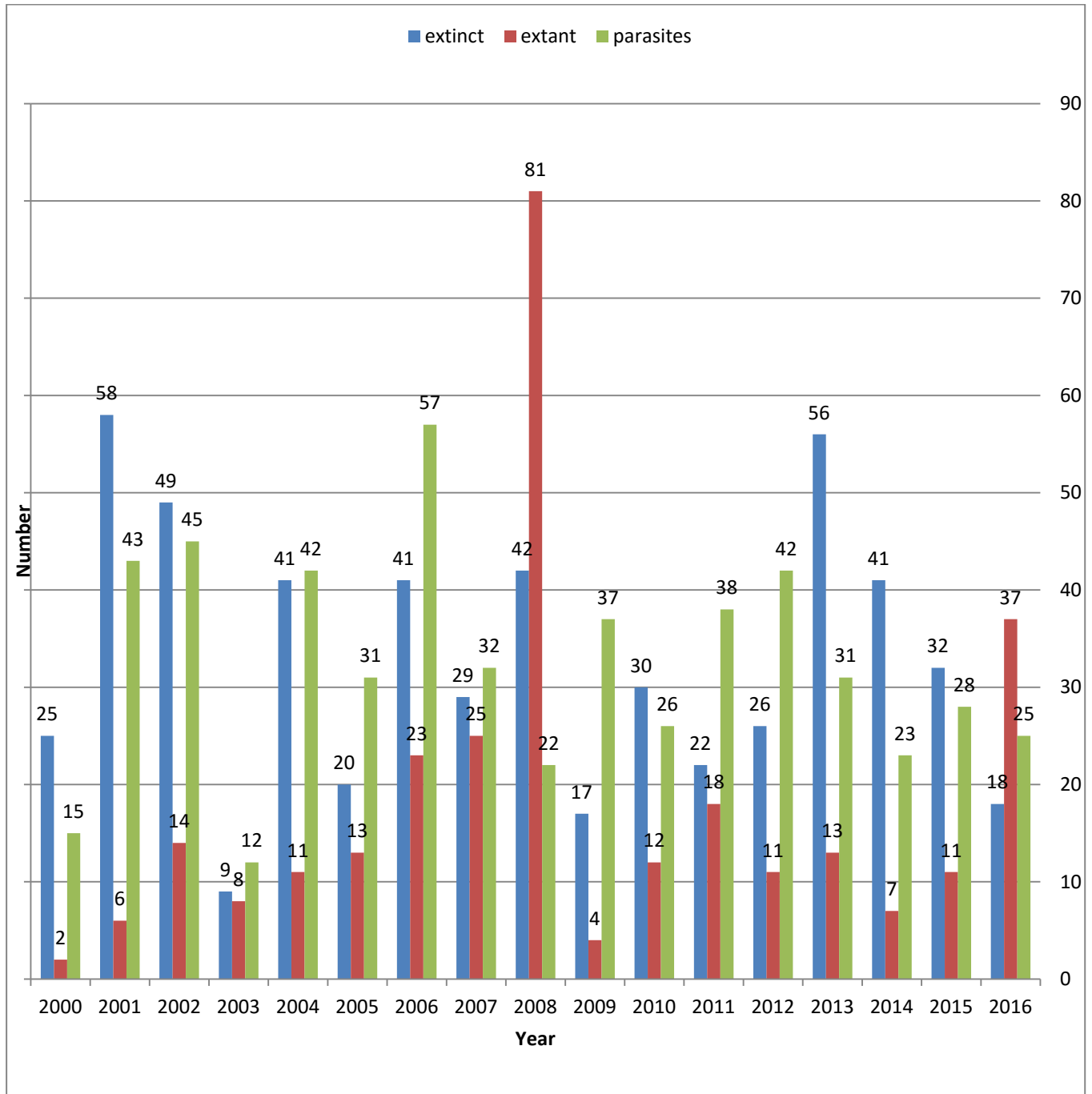


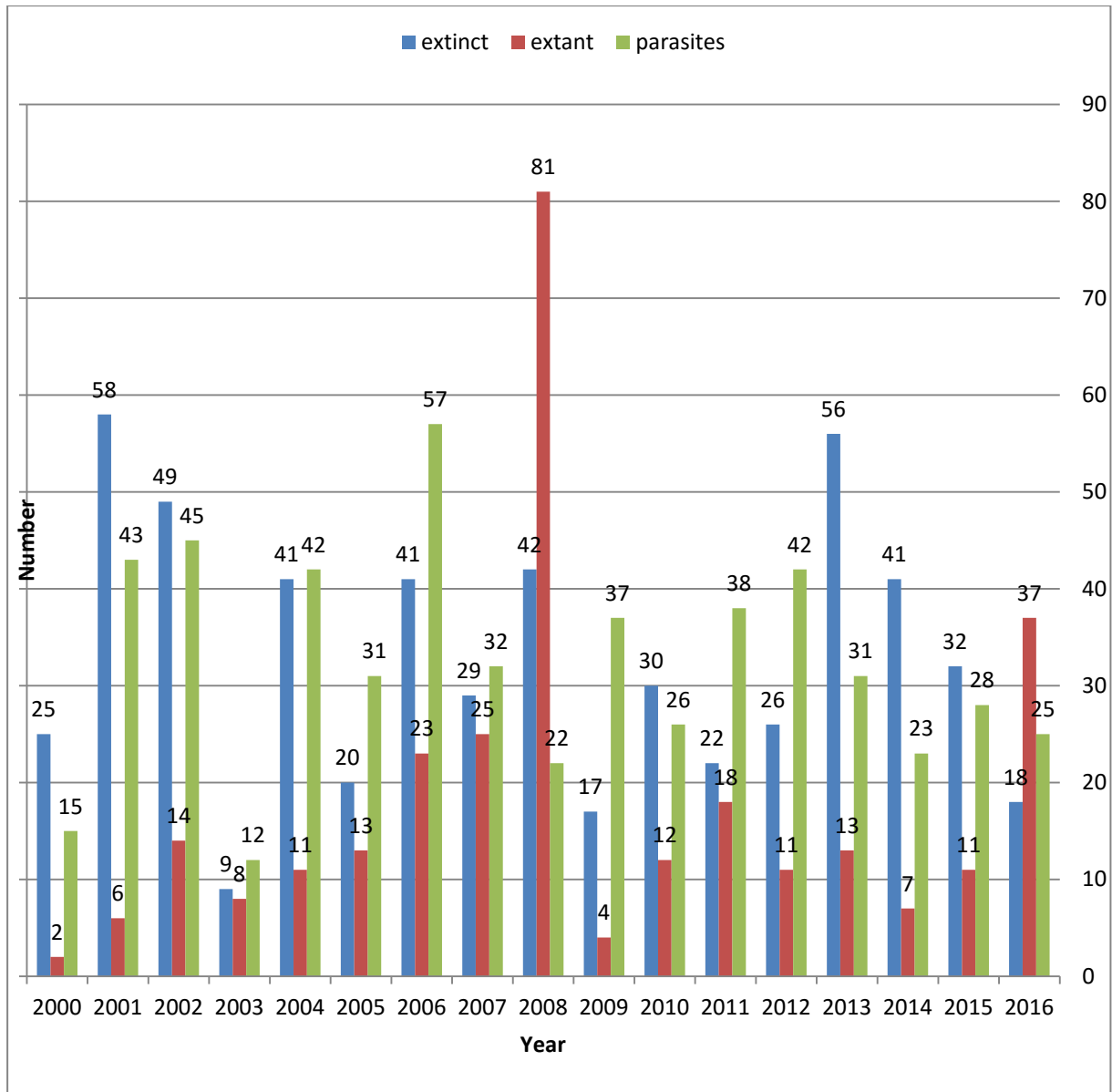
### 3.1.2 Newly described species 2000 – 2016

Table 2: Describes extinct, extant and parasite species in the years 2000 to 2016.

year	extinct	extant	parasites
2000	25	2	15
2001	58	6	43
2002	49	14	45
2003	9	8	12
2004	41	11	42
2005	20	13	31
2006	41	23	57
2007	29	25	32
2008	42	81	22
2009	17	4	37
2010	30	12	26
2011	22	18	38
2012	26	11	42
2013	56	13	31
2014	41	7	23
2015	32	11	28
2016	18	37	25

Figure 2: Barchart showing comparisons of species descriptions in the three categories extinct, extant, and parasites. Extinct and parasite species descriptions dominate the descriptions record with the exception of the year 2008.





### 3.1.3 Hot spots (types)

#### 3.1.3.1 Hot spots (types): Summary

Table 3: Summary of collection and specimen numbers of type specimens of Chondrichthyes recorded and described in the years 1990 to 2016.

Year	Number		Without coordinates		Without FAO area	
	# Zoological collection entries	# specimen	# Zoological collection entries	# specimen	# Zoological collection entries	# specimen
1990-1999	409	515	56	59	2	2
2000-2009	1736	1981	119	130	21	29
2010-2016	856	923	191	204	4	4
<b>Total:</b>	<b>3001</b>	<b>3419</b>	<b>366</b>	<b>393</b>	<b>27</b>	<b>35</b>

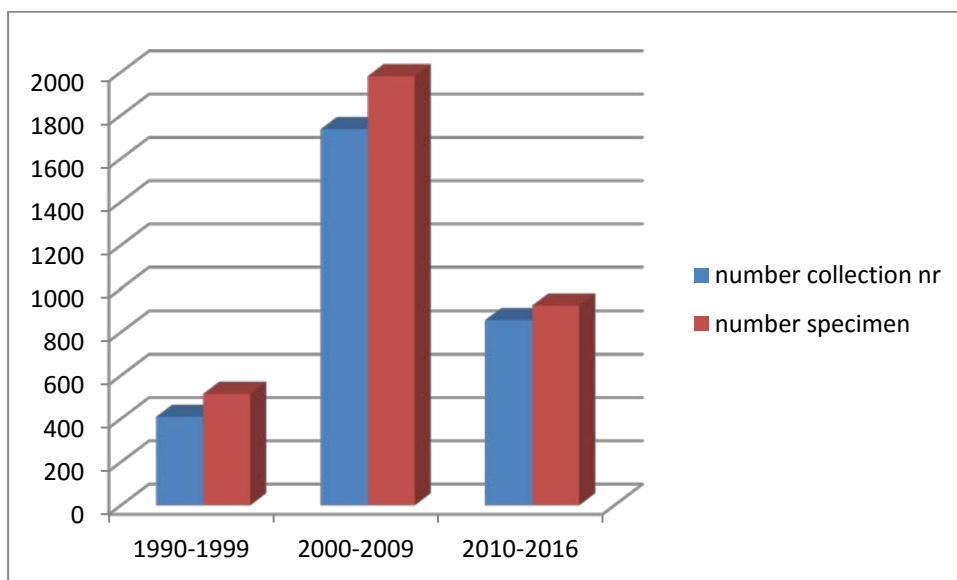


Figure 3: Bar chart comparisons of zoological collection and specimen numbers from the years 1990 to 2016 from newly described extant species. Number of species descriptions peak in the years 2000-2009.

### 3.1.3.2 Hot spots (types): FAO areas - Map -

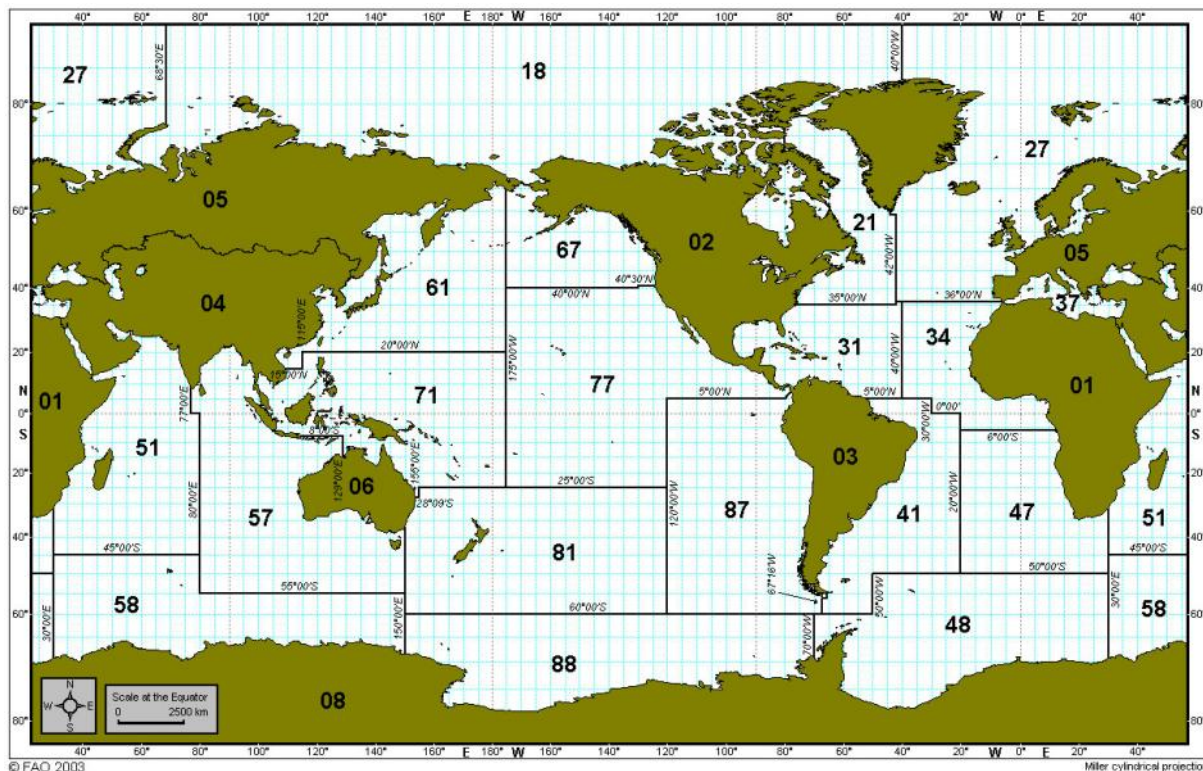


Figure 4: FAO fishing areas of the world's oceans:

#### Browse FAO Fishing Areas Fact Sheets by list:

- [Area 18 \(Arctic Sea\)](#)
- [Area 21 \(Atlantic, Northwest\)](#)
- [Area 27 \(Atlantic, Northeast\)](#)
- [Area 31 \(Atlantic, Western Central\)](#)
- [Area 34 \(Atlantic, Eastern Central\)](#)
- [Area 37 \(Mediterranean and Black Sea\)](#)
- [Area 41 \(Atlantic, Southwest\)](#)
- [Area 47 \(Atlantic, Southeast\)](#)
- [Area 48 \(Atlantic, Antarctic\)](#)
- [Area 51 \(Indian Ocean, Western\)](#)
- [Area 57 \(Indian Ocean, Eastern\)](#)
- [Area 58 \(Indian Ocean, Antarctic and Southern\)](#)
- [Area 61 \(Pacific, Northwest\)](#)
- [Area 67 \(Pacific, Northeast\)](#)
- [Area 71 \(Pacific, Western Central\)](#)
- [Area 77 \(Pacific, Eastern Central\)](#)
- [Area 81 \(Pacific, Southwest\)](#)
- [Area 87 \(Pacific, Southeast\)](#)
- [Area 88 \(Pacific, Antarctic\)](#)

### 3.1.3.3 Hot spots (types): FAO areas - number of types/specimens/species/FAO area

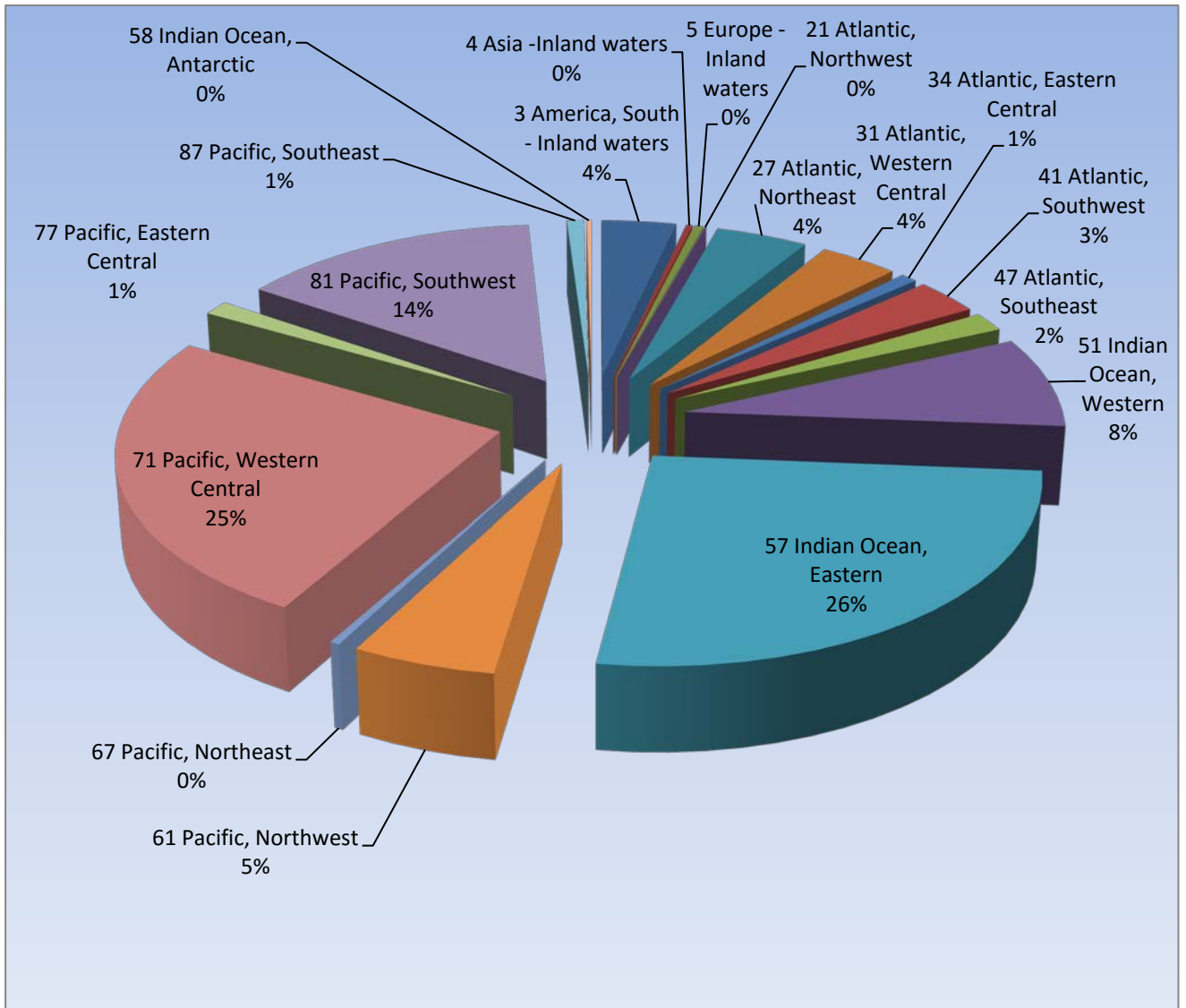
Table 4: List of zoological collection entries, specimen and species numbers from the years 1990 to 2016 and associated FAO areas.

	nr. of FAO area	FAO area	nr. of collection numbers	nr. of specimen	nr. of species
<b>INLAND WATERS</b>					
	1	Africa - Inland waters	0	0	0
	2	America, North - Inland waters	0	0	0
	3	America, South - Inland waters	106	108	13
	4	Asia -Inland waters	9	9	3
	5	Europe - Inland waters	13	13	1
	6	Oceania - Inland waters	0	0	0
	7	(Former USSR area – Inland waters)	0	0	0
	8	Antarctica - Inland waters	0	0	0
<b>MARINE AREAS</b>					
Atlantic Ocean and adjacent seas	18	Arctic Sea	0	0	0
	21	Atlantic, Northwest	2	4	1
	27	Atlantic, Northeast	131	148	23
	31	Atlantic, Western Central	113	168	11
	34	Atlantic, Eastern Central	24	25	8
	37	Mediterranean and Black Sea	0	0	0
	41	Atlantic, Southwest	94	95	16
	47	Atlantic, Southeast	50	55	20
Indian Ocean	51	Indian Ocean, Western	239	274	45
	57	Indian Ocean, Eastern	776	868	122
Pacific Ocean	61	Pacific, Northwest	162	176	29
	67	Pacific, Northeast	11	24	3

	71	Pacific, Western Central	746	773	117
	77	Pacific, Eastern Central	38	46	9
	81	Pacific, Southwest	429	540	59
	87	Pacific, Southeast	24	51	9
Southern Ocean	48	Atlantic, Antarctic	0	0	0
	58	Indian Ocean, Antarctic	7	7	1
	88	Pacific, Antarctic	0	0	0

### 3.1.3.4 Hot spots (types): FAO areas - number of types/FAO area

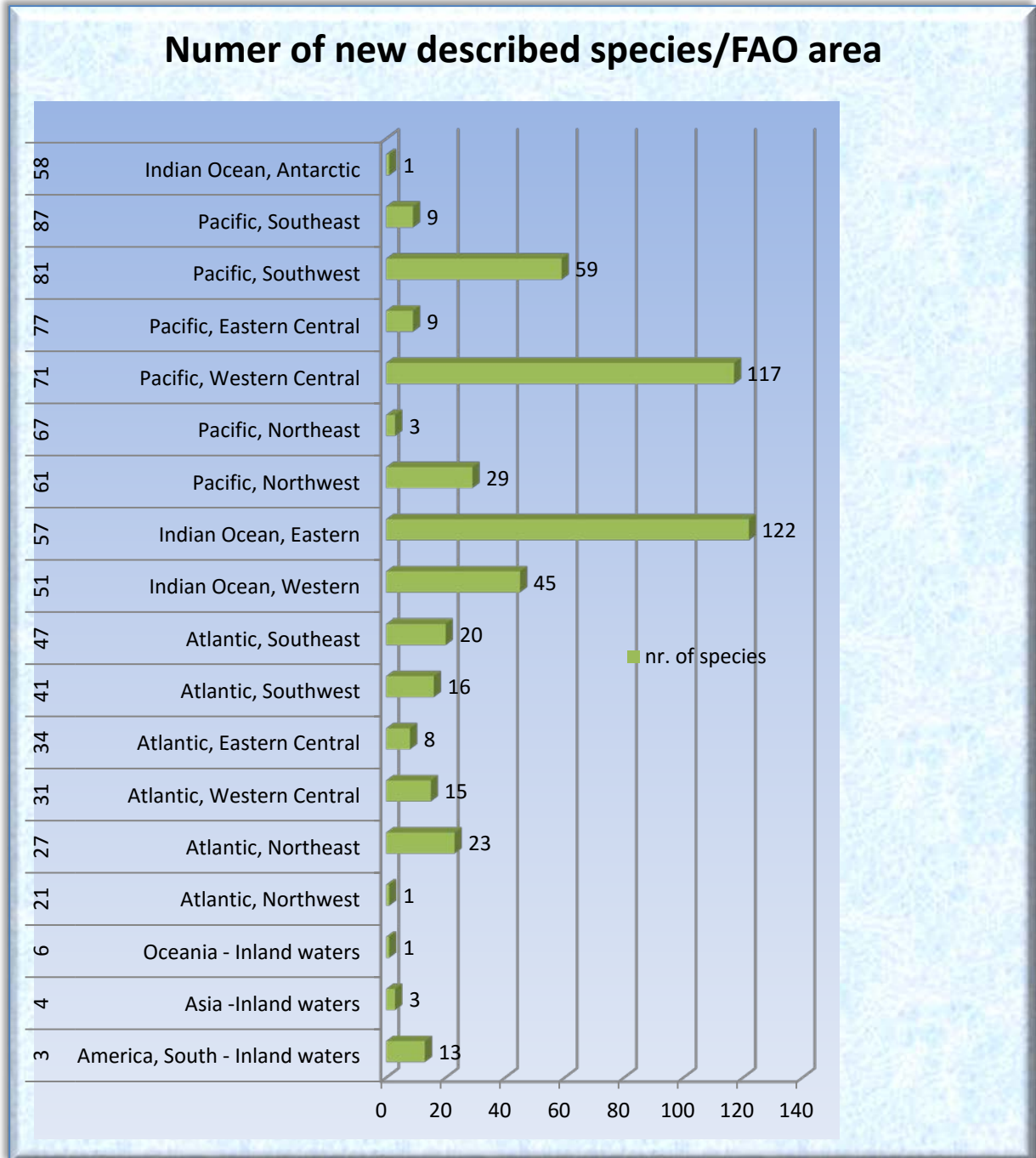
Figure 5: Piechart showing percentage of all deposited type material from extant species descriptions in associated FAO fishing areas (please see Figure 4 for geographical details).





### 3.1.3.5 Hot spots (types): FAO areas - number of newly described species/FAO area

Figure 6: Numbers of newly described species and associated FAO fishing areas (please see Figure 4 for geographical explanations). FAO areas 71 (Western Central Pacific) and 57 (Eastern Indian Ocean) appear as highly diverse areas.

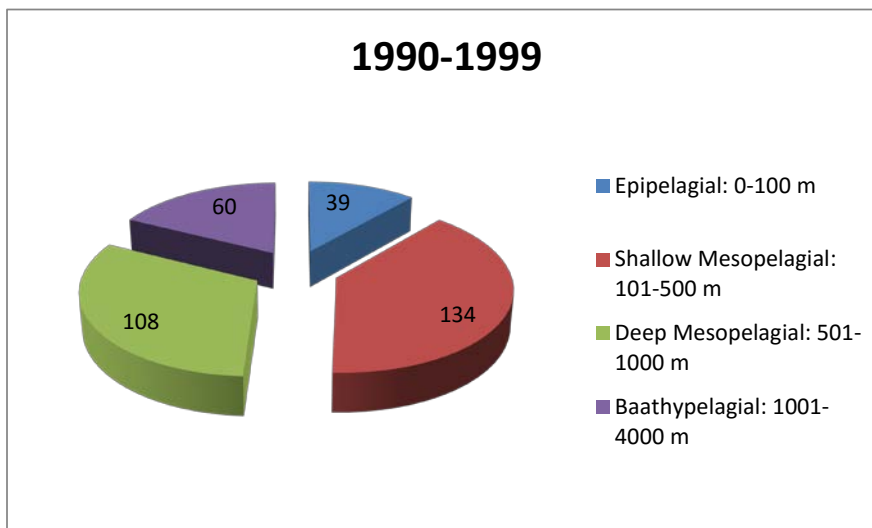


### 3.1.3.5 Hot spots (types): depth

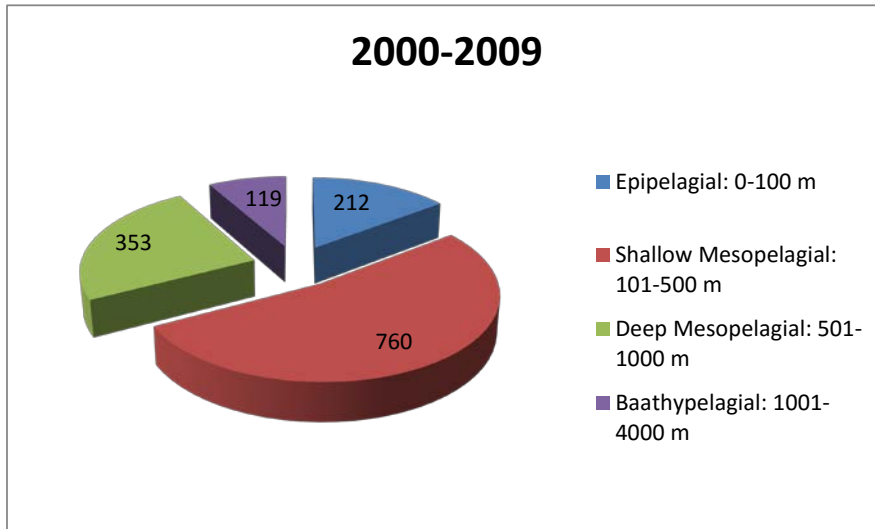
Types/depth	1990-1999	2000-2009	2010-2016	Total	percentage rate
number of types	409	1735	856	3000	
number of types with depth	341	1444	447	2232	77,34%
<b>Epipelagial: 0-100 m</b>	39	212	86	337	16,22%
<b>Shallow Mesopelagial: 101-500 m</b>	134	760	56	950	45,72%
<b>Deep Mesopelagial: 501-1000 m</b>	108	353	78	539	25,94%
<b>Bathypelagial: 1001-4000 m</b>	60	119	73	252	12,13%

Figure 7:

A: distribution of type specimen in bathymetric profiles in the years 1990-1999.



B: distribution of type specimen in bathymetric profiles in the years 2000-2009.



C: distribution of type specimen in bathymetric profiles in the years 2010-2016.

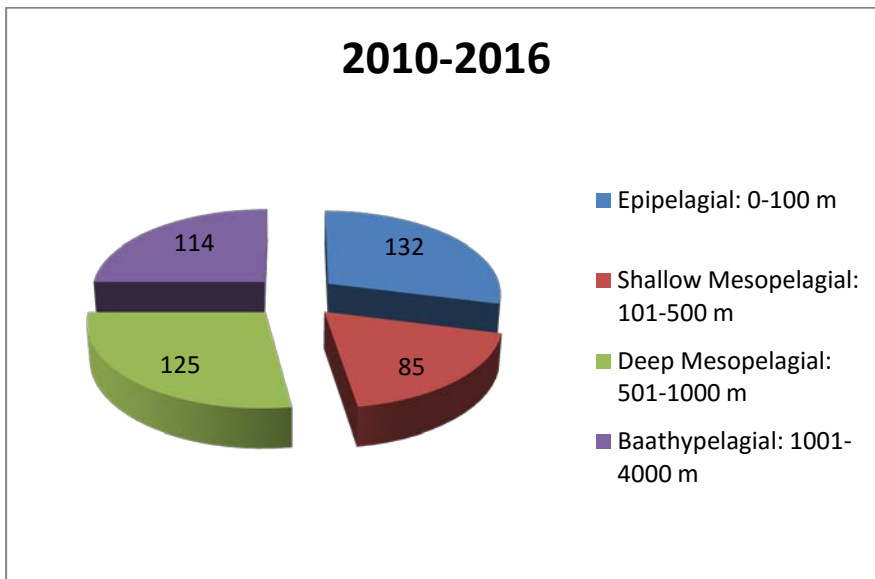
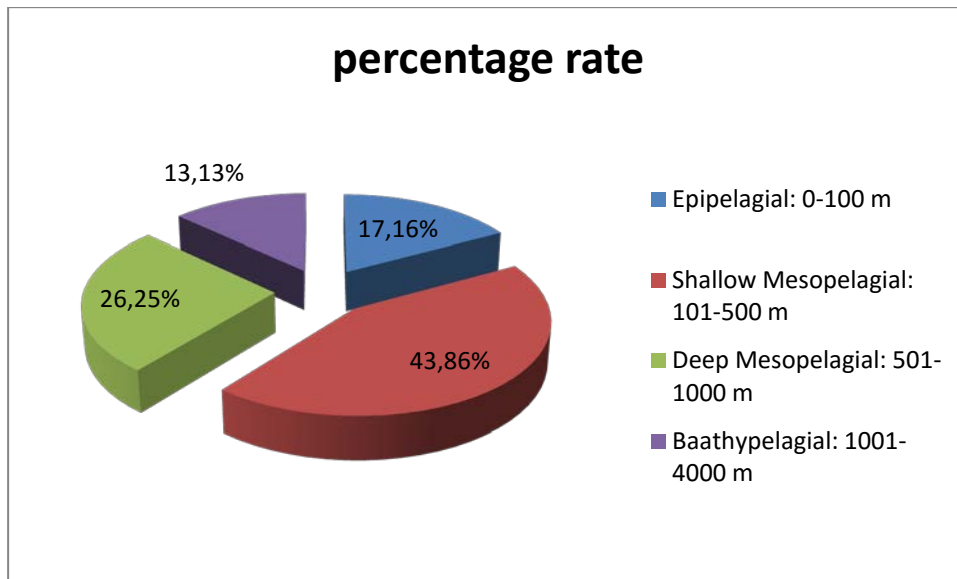


Figure 8: Percentage of type specimen in bathymetric profiles from 1990 to 2016.



## 3.2 Descriptions of extinct genera/species

### 3.2.1 List of new extinct genera

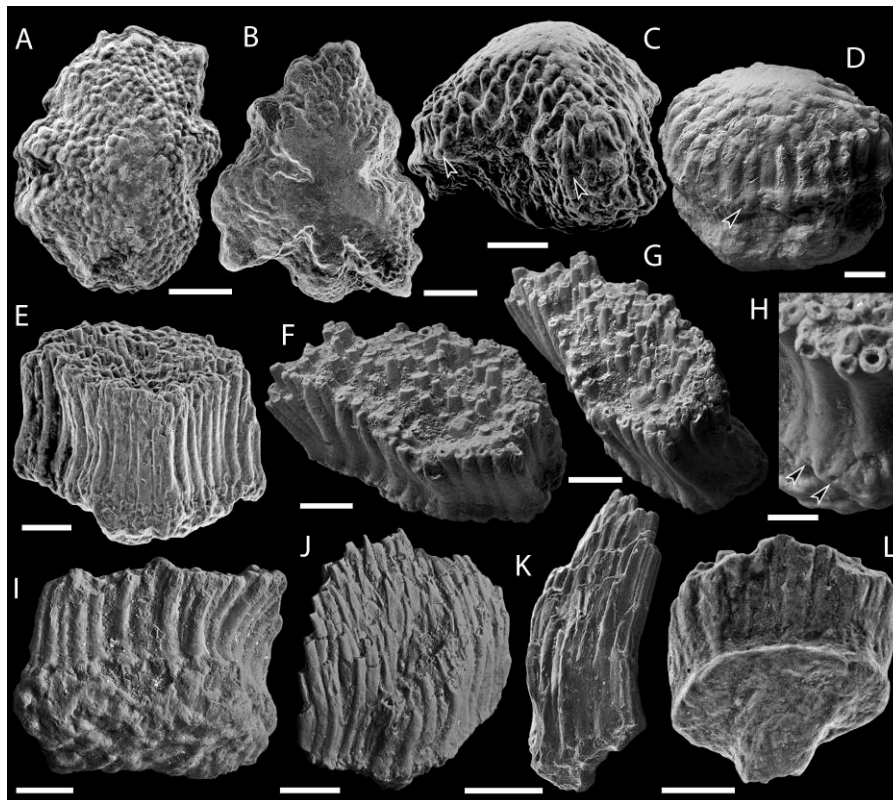
<i>Crassodus</i>	MAISCH & MATZKE, 2016
<i>Haimirichia</i>	VULLO, GUINOT & BARBE, 2016
<i>Oligodalatias</i>	WELTON, 2016
<i>Ossianodus</i>	GINTER, 2016
<i>Solinalepis</i>	ANDREEV, COATES, KARATAJÜTÉ-TALIMAA, SHELTON, COOPER, WANG & SANSOM, 2016
<i>Tethylamna</i>	CAPPETTA & CASE, 2016

### 3.2.2 List of new extinct species

<i>Akaimia myriacuspis</i>	SRDIC, DUFFIN & MARTILL, 2016	(Orectolobiformes:incert. fam.)
<i>Crassodus reifi</i>	MAISCH & MATZKE, 2016	(Hybodontiformes:Hybodontidae)
<i>Isanodus nongbualamphuensis</i>	KHAMHA, CUNY & LAUPRASERT, 2016	(Hybodontiformes:Lonchidiidae)
<i>Megachasma alisonae</i>	SHIMADA & WARD, 2016	(Lamniformes:Megachasmidae)
<i>Oligodalatias jordani</i>	WELTON, 2016	(Squaliformes:Dalatiidae)
<i>Orectolobus ziegenhinei</i>	CAPPETTA & CASE, 2016	(Orectolobiformes:Orectolobidae)
<i>Orthechinorhinus davidae</i>	WELTON, 2016	(Squaliformes:Echinorhinidae)
<i>Ossianodus nebraskensis</i>	GINTER, 2016	(Hybodontiformes:Hybodontidae)
<i>Protosqualus argentinensis</i>	BOGAN, AGNOLIN & NOVAS, 2016	(Squaliformes:Squalidae)
<i>Rhinoscymnus viridiadamas</i>	WELTON & GOEDERT, 2016	(Squaliformes:Somniosidae)
<i>Scoliodon conecuhensis</i>	CAPPETTA & CASE, 2016	(Carcharhiniformes:Carcharhinidae)
<i>Solinalepis levis</i>	ANDREEV, COATES, KARATAJÜTÉ-TALIMAA, SHELTON, COOPER, WANG & SANSOM, 2016	(Mongolepidida:incert. fam.)
<i>Somniosus gonzalezi</i>	WELTON & GOEDERT, 2016	(Squaliformes:Somniosidae)
<i>Sphenacanthus tenuis</i>	GINTER, 2016	(incert. sedis:Sphenacanthidae)
<i>Squatina (Squatina) fortemordeo</i>	SIVERSSON, COOK, CEDERSTRÖM & RYAN, 2016	(Squatiniiformes:Squatinaidae)

<i>Squatina (Squatina) lundegreni</i>	SIVERSSON, COOK, CEDERSTRÖM & RYAN, 2016	(Squatiniformes:Squatinidae)
<i>Synechodus filipi</i>	SIVERSSON, COOK, CEDERSTRÖM & RYAN, 2016	(Synechodontiformes:Palaeospinacidae)
<i>Tethylamna dunni</i>	CAPPETTA & CASE, 2016	(Lamniformes:Odontaspidae)

### 3.2.3 Papers of new extinct genera/species



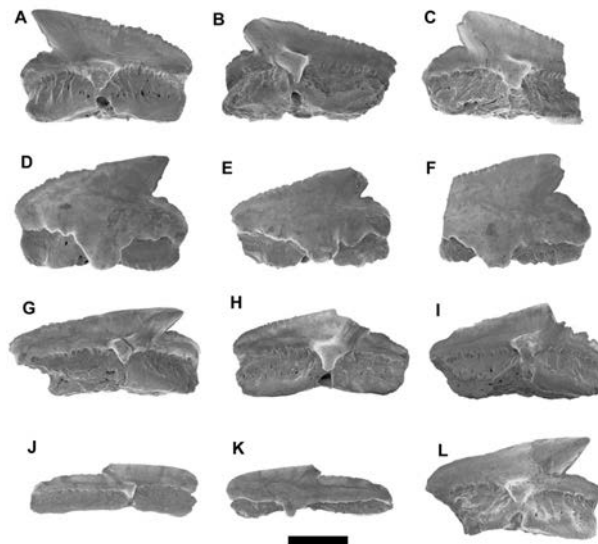
ANDREEV, P. & COATES, M.I. & KARATAJŪTĒ-TALIMAA, V.N. & SHELTON, R.M. & COOPER, P.R. & WANG, N.-Z. & SANSOM, I.J. (2016): The systematics of the Mongolepidida (Chondrichthyes) and the Ordovician origins of the clade. *PeerJ*, 4: e1850

**New genus:** *Solinalepis*

**New species:** *Solinalepis levis*

**Abstract:** The Mongolepidida is an Order of putative early chondrichthyan fish, originally erected to unite taxa from the Lower Silurian of Mongolia. The present study reassesses mongolepid systematics through the examination of the developmental, histological and morphological characteristics of scale-based specimens from the Upper Ordovician Harding Sandstone (Colorado, USA) and the Upper Llandovery\_Lower Wenlock Yimugantawu (Tarim Basin, China), Xiushan (Guizhou Province, China) and Chargat (north-western Mongolia) Formations. The inclusion of the Mongolepidida within the Class Chondrichthyes is supported on the basis of a suite of scale attributes (areal odontode deposition, linear odontocomplex structure and lack of enamel, cancellous bone and hard-tissue resorption) shared with traditionally recognized chondrichthyans (euchondrichthyans, e.g., ctenacanthiforms). The mongolepid dermal skeleton exhibits a rare type of atubular dentine (lamellin) that is regarded as one of the diagnostic features of the Order within crown gnathostomes. The previously erected Mongolepididae and Shiqianolepidae families are revised, differentiated by scale-base histology and expanded to include the genera *Rongolepis* and *Xinjiangichthys*, respectively. A

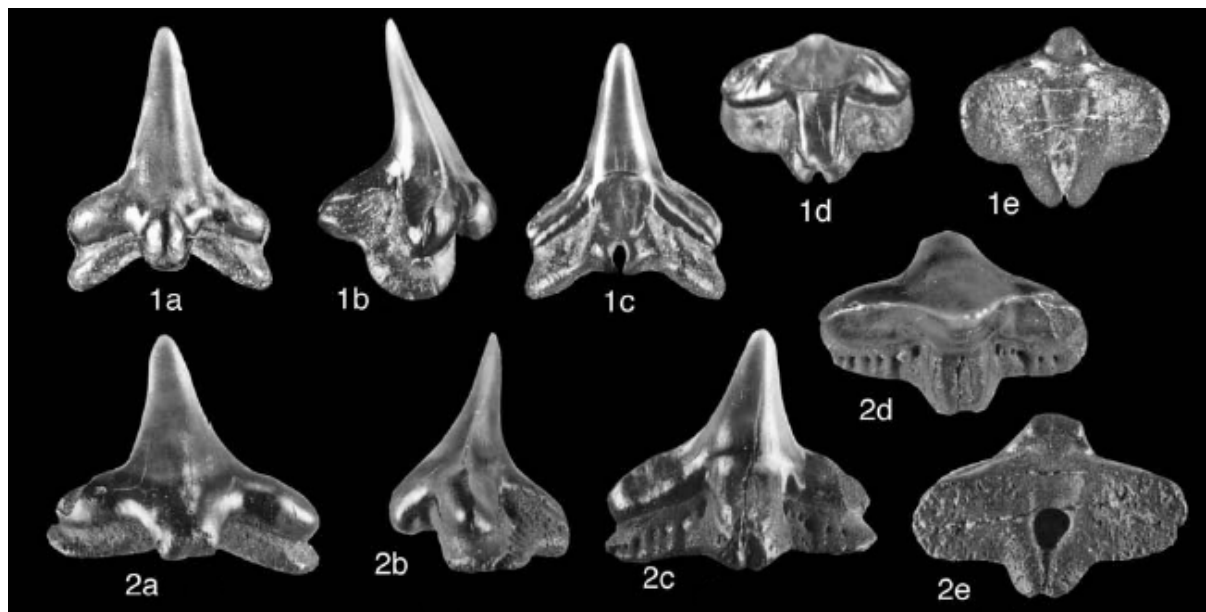
newly described mongolepid species (*Solinalepis levis* gen. et sp. nov.) from the Ordovician of North America is treated as family incertae sedis, as it possesses a type of basal bone tissue (acellular and vascular) that has yet to be documented in other mongolepids. This study extends the stratigraphic and palaeogeographic range of Mongolepida and adds further evidence for an early diversification of the Chondrichthyes in the Ordovician Period, 50 million years prior to the first recorded appearance of euchondrichthyan teeth in the Lower Devonian.



**BOGAN, S. & AGNOLIN, F.L. & NOVAS, F.E. (2016):** New selachian records from the Upper Cretaceous of southern Patagonia: paleobiogeographical implications and the description of a new taxon. *Journal of Vertebrate Paleontology*, in press

**New species:** *Protosqualus argentinensis*

**Abstract:** We describe isolated shark teeth collected in levels of the Calafate Formation (Maastrichtian, Late Cretaceous) on the southeast coast of Argentino Lake, Calafate City, Santa Cruz Province, Argentina. The teeth belong to the hexanchiform *Notidanodon dentatus*, a new species of the squaliform *Protosqualus*, and an indeterminate species of the echinorhiniform genus *Echinorhinus*. The record of *Notidanodon* constitutes the first in South America. The report of *Notidanodon* associated with plesiosaur remains is in accordance with previous records from around the world. *Protosqualus argentinensis*, nov. sp., which is the first record of the genus in South America, is characterized by having teeth with a apicobasally tall root and serrated cutting edges, among other features. *Echinorhinus* sp. constitutes one of the oldest records of this genus on the continent and one of the few Mesozoic records worldwide. This shark association is clearly distinct from coeval selachian faunas from northern Patagonia, which exhibit clear Tethyan influences. Instead, it shows some similarities to other high-latitude selachian faunas, including Australia, New Zealand, and Antarctica. It is possible that the Cretaceous selachian assemblages of Patagonia may be separated into two different associations: northern Patagonian faunas are related to more temperate associations of lower paleolatitudes, whereas those of southern Patagonia are closer to other southern localities.



**CAPPETTA, H. & CASE, G.R. (2016):** A Selachian Fauna from the Middle Eocene (Lutetian, Lisbon Formation) of Andalusia, Covington County, Alabama, USA. *Palaeontographica, Abt. A*, 307 (1-6): 43 - 103

**New genus:** *Tethylamna*

**New species:** *Orectolobus ziegenhinei*, *Tethylamna durni*, *Scoliodon conecuhensis*

**Abstract:** The discovery of fossil fish and reptiles in the banks of the Conecuh River at the Point «A» Dam site, northwest of the town of Andalusia, Covington County, Alabama, has brought to light 38 selachian species belonging to 31 genera, from the Lisbon Formation (Middle Eocene, Lutetian). One new genus and three new species are described: *Orectolobus ziegenhinei* nov. sp., *Tethylamna durni* nov. gen. nov. sp. and *Scoliodon conecuhensis* nov. sp. This study allows us to up-date the previous studies published on the selachians from this locality and to increase the faunal list. The oldest occurrence of the genera *Orectolobus*, *Sphyrna* and *Scoliodon* is noted. The genus *Tethylamna* nov. seems to appear during the Lutetian, before spreading all along the southern margin of the Tethys ocean during the Bartonian and the Priabonian. The Pristidae are particularly diversified, indicating coastal, shallow water conditions during deposition of the fossiliferous bed. The Lutetian fauna of Andalusia, Alabama shows more paleobiogeographic affinities with those of the southern Tethyan margin than with those of northwestern Europe.

**ENGELBRECHT, A. & MÖRS, T. & REGUERO, M.A. & KRIWET, J. (2016):** Revision of Eocene Antarctic carpet sharks (Elasmobranchii, Orectolobiformes) from Seymour Island, Antarctic Peninsula. *Journal of Systematic Palaeontology*, in press


**New genus:** *Notoramphoscyllium*, *Coelometlaouia*

**New species:** *Notoramphoscyllium woodwardi*, *Coelometlaouia pannucea*

**Abstract:** Seymour Island, Antarctic Peninsula, was once called the 'Rosetta Stone' of Southern Hemisphere palaeobiology, because this small island provides the most complete and richly fossiliferous Palaeogene sequence in Antarctica. Among fossil marine vertebrate remains, chondrichthyans seemingly were dominant elements in the Eocene Antarctic fish fauna. The fossiliferous sediments on Seymour Island are from the La Meseta Formation, which was originally divided into seven stratigraphical levels, TELMs 1–7 (acronym for Tertiary Eocene La Meseta) ranging from the upper Ypresian (early Eocene) to the late Priabonian (late Eocene). Bulk sampling of unconsolidated sediments from TELMs 5 and 6, which are Ypresian (early Eocene) and Lutetian (middle Eocene) in age, respectively, yielded very rich and diverse chondrichthyan assemblages including over 40 teeth of carpet sharks representing two new taxa, *Notoramphoscyllium woodwardi* gen. et sp. nov. and *Coelometlaouia pannucea* gen. et sp. nov. Two additional teeth from TELM 5 represent two different taxa that cannot be assigned to any specific taxon and thus are left in open nomenclature. The new material not only increases the diversity of Eocene Antarctic selachian faunas but also allows two previous orectolobiform records to be re-evaluated. Accordingly, *Stegostoma* cf.



*faciatum* is synonymized with *Notoramphoscyllium woodwardi* gen. et sp. nov., whereas *Pseudoginglymostoma cf. brevicaudatum* represents a nomen dubium. The two new taxa, and probably the additional two unidentified taxa, are interpreted as permanent residents, which most likely were endemic to Antarctic waters during the Eocene and adapted to shallow and estuarine environments.



**IVANOV, A.O. & NESTELL, M.K. & NESTELL, G.P. (2015):** Middle Permian fish microremains from the Early Capitanian of the Guadalupe Mountains, West Texas, USA. *Micropaleontology*, 61 (4-5): 301-312

**New species:** *Cooleyella duffini*

**Abstract:** A diverse fish microremain assemblage, including the symmoriiform shark *Stethacanthulus*, jalodontid *Texasodus*, hybodontiform "*Polyacrodus*", neoselachian *Cooleyella*; haplolepid, elonichthyid actinopterygians and *Varialepis*; as well as undetermined symmoriiforms, euselachians and actinopterygians, is described from the Rader Limestone Member of the Bell Canyon Formation (Capitanian, Middle Permian) of the "Rader Slide" section, the Guadalupe Mountains, West Texas, USA. The assemblage contains widely distributed taxa and one new species *Cooleyella duffini* found at two Permian localities of Nevada and Texas. The internal structure in the teeth of *S. meccaensis* is first reconstructed and illustrated using microtomography.



**KHAMHA, S. & CUNY, G. & LAUPRASERT, K. (2016):** Revision of *Isanodus paladeji* (Elasmobranchii, Hybodontiformes) from the Lower Cretaceous of Thailand. *Paläontologische Zeitschrift*, in press

**New species:** *Isanodus nongbualamphuensis*

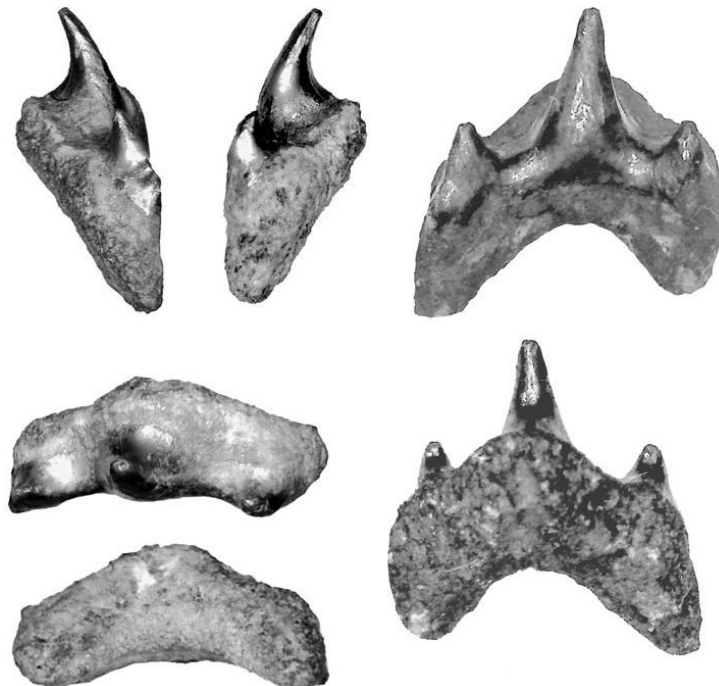
**Abstract:** Microremains from the Lower Cretaceous Phu Phan Thong locality, Nong Bua Lam Phu Province, northeastern Thailand, yielded ten tooth morphotypes of the freshwater shark genus *Isanodus*, which allow the revision of this genus. Two new morphotypes assigned to anterolateral and posterolateral teeth possess shared characters with anterior and posterior teeth of *Isanodus paladeji* whereas its former anterolateral and posterolateral teeth appear to belong to a new species, *Isanodus nongbualamphuensis* sp. nov. The pattern of ornamentation in some teeth of *I. paladeji* and *I. nongbualamphuensis* is quite similar to that observed in the genus *Heteroptychodus*, suggesting these two genera are closely related.

**MAISCH, M.W. & MATZKE, A.T. (2016):** A new hybodontid shark (Chondrichthyes, Hybodontiformes) from the Lower Jurassic Posidonienschiefer Formation of Dotternhausen, SW Germany. *Neues Jahrbuch für Geologie und Paläontologie, Abhandlungen*, 280 (3): 241-257

**New genus:** *Crassodus*

**New species:** *Crassodus reifi*

**Abstract:** A new genus and species of hybodontid shark, *Crassodus reifi*, is described from the upper Falciferum Zone of the Posidonienschiefer Formation (Lower Toarcian) of Dotternhausen, Baden-Württemberg, southwestern Germany. The type and only specimen comprises the Meckelian cartilages, palatoquadrates, remains of the labial cartilages and branchial skeleton as well as a large portion of the dentition. Comparison to other hybodontids shows a strong resemblance to *Hybodus delabechei* from the Sinemurian–Pliensbachian (?Toarcian) of Western Europe. *H. delabechei* is possibly a member of the new genus *Crassodus* but needs reinvestigation. *Crassodus reifi* and "*Hybodus*" *delabechei* deviate strongly in the characters of their dentition from the type species of the genus *Hybodus*, *H. reticulatus* Agassiz, 1837. The new genus *Crassodus* most probably represents a rather basal hybodontine hybodontid, whereas *Hybodus sensu stricto* is more closely related to other derived hybodontine genera with longicone, high-crowned teeth, such as *Priohybodus*, *Planohybodus*, *Meristiodonoides* and *Secarodus*.



**SHIMADA, K. & WARD, D.J. (2016):** The oldest fossil record of the megamouth shark from the late Eocene of Denmark, and comments on the enigmatic megachasmid origin. *Acta Palaeontologica Polonica*, in press

**New species:** *Megachasma alisonae*

**Abstract:** The megamouth shark (Lamniformes: Megachasmidae) has sporadic occurrences both in the present-day oceans and in the fossil record. In this paper, we describe a new megachasmid, *Megachasma alisonae* sp. nov., on the basis of a morphologically distinct tooth collected from the Pyt Member of the late Eocene Søvind Marl Formation at Moesgård Strand in Denmark, that represents the geologically oldest known *Megachasma*. The tooth likely came from an individual that measured somewhere between 1.3 and 3.5 m long, and its morphology and chipped cusp tips suggest that it possibly fed on macro-zooplankton and small fishes that had hard skeletal components. Its occurrence in the mid-Priabonian Pyt Member at least suggests that the shark inhabited a relatively deep, open marine environment about 36 Ma ago. This Eocene specimen is significant because it illustrates the dental condition of early megachasmids, which is distinctively odontaspimid-like morphologically.

**SIVERSSON, M. & COOK, T.D. & CEDERSTRÖM, P. & RYAN, H.E. (2016):** Early Campanian (Late Cretaceous) squatiniform and synechodontiform selachians from the Åsen locality, Kristianstad Basin, Sweden. *Geological Society, London, Special Publications, in press*

**New species:** *Squatina (Squatina) lundegreni*, *Squatina (Squatina) fortemordeo*, *Synechodus filipi*,

**Abstract:** The latest early Campanian archipelago deposits of the Kristianstad Basin, southern Sweden, yield one of the most diverse Cretaceous chondrichthyan faunas collected from a narrow stratigraphical interval. Building on previous descriptions of various selachians, squatiniform and synechodontiform sharks are added to the faunal list. Squatinidae is represented by *Squatina (Squatina) lundegreni* sp. nov. and *Squatina (Squatina) fortemordeo* sp. nov. The poorly preserved type specimens of the nominal *Squatina hassei* from the Maastrichtian of The Netherlands were recently regarded conspecific with better preserved Santonian–Maastrichtian teeth of *Squatina (Cretascyllium)* from the Anglo-Paris Basin. This appears to have been based largely on the assumption that the nominal *S. hassei* was the only *Squatina* present in NW Europe during the Santonian–Maastrichtian. The Swedish material indicates a greater diversity of squatinoids, and the nominal *S. hassei* is here regarded as a *nomen dubium* of uncertain subgeneric affinity. Two types of synechodontid teeth with a tall central cusp co-occur in the Campanian of the Kristianstad Basin. Based on articulated jaws of the markedly dignathic *S. dubrisiensis* from the Cenomanian of England, the two morphs are regarded as upper and lower anterior teeth of the single species *S. filipi* sp. nov.



**SRDIC, A. & DUFFIN, C.J. & MARTILL, D.M. (2016):** First occurrence of the orectolobiform shark *Akaimia* in the Oxford Clay Formation (Jurassic, Callovian) of England. *Proceedings of the Geologists' Association*, 127: 506–513

**New species:** *Akaimia myriacuspis*

**Abstract:** The late Middle Jurassic (Callovian) Peterborough Member of the Oxford Clay Formation of eastern England yields a rich variety of marine vertebrate fossils, including a diverse assemblage of neoselachian elasmobranchs. Here we report the first record of the small Jurassic orectolobiform shark *Akaimia* [Rees, 2010](#), otherwise known only from Poland and Germany, from the British Jurassic, together with an unusual, undetermined dermal denticle. The material comes from exposures in Cambridgeshire, eastern England. We refer the new specimens of *Akaimia* to the new taxon *A. myriacuspis* sp. nov., and provide a revised diagnosis for the genus.

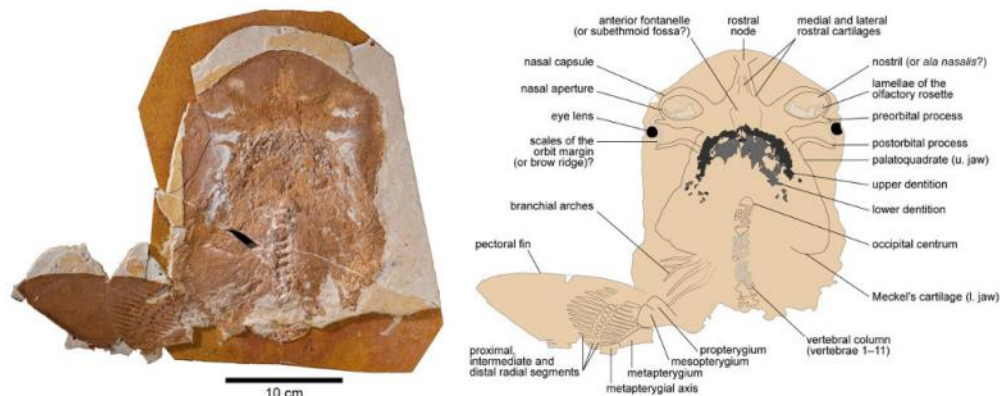
**SUZUKI, H. (2015):** A new genus of the Family Dalatiidae (Chondrichthyes: Elasmobranchii) from the Miocene of Japan. *Journal of Fossil Research*, 47 (2): 41-47

**New genus:** *Squaliomicrus*

**New species:** *Squaliomicrus sanadaensis*

**Abstract:** A new genus and species of a squaliform shark (Chondrichthyes: Elasmobranchii) *Squaliomicrus sanadaensis* gen. et sp. nov. is described. On the basis of one specimen, a fossil shark tooth discovered in the Middle Miocene Iseyama Formation (Northern Fossa Magna Region) in Ueda City, Nagano Prefecture, central Japan, *Squaliomicrus* differs markedly from related genera *Dalatias* Rafinesque 1810, *Euprotomicrus* Gill 1864, *Isistius* Gill 1864, *Squaliolus* Smith and Radcliffe 1912, *Acrosqualiolus* Adnet 2000, *Eosqualiolus* Adnet 2000, *Squaliodalatias* Adnet, Cappetta and Reynders 2006 and *Angoumeius* Adnet, Cappetta and Reynders 2006 in the Family Dalatiidae and in the Squaliformes incertae familiae by the following lower tooth characters: tooth width larger than height, present upper axial foramen, absent basal notch, distal apron reaching the basal end, present median labial hollow with groove situated inside, and a distinct distal depression presents on the labial face. Judging from these differences in dental characters, this specimen is regarded as probably an

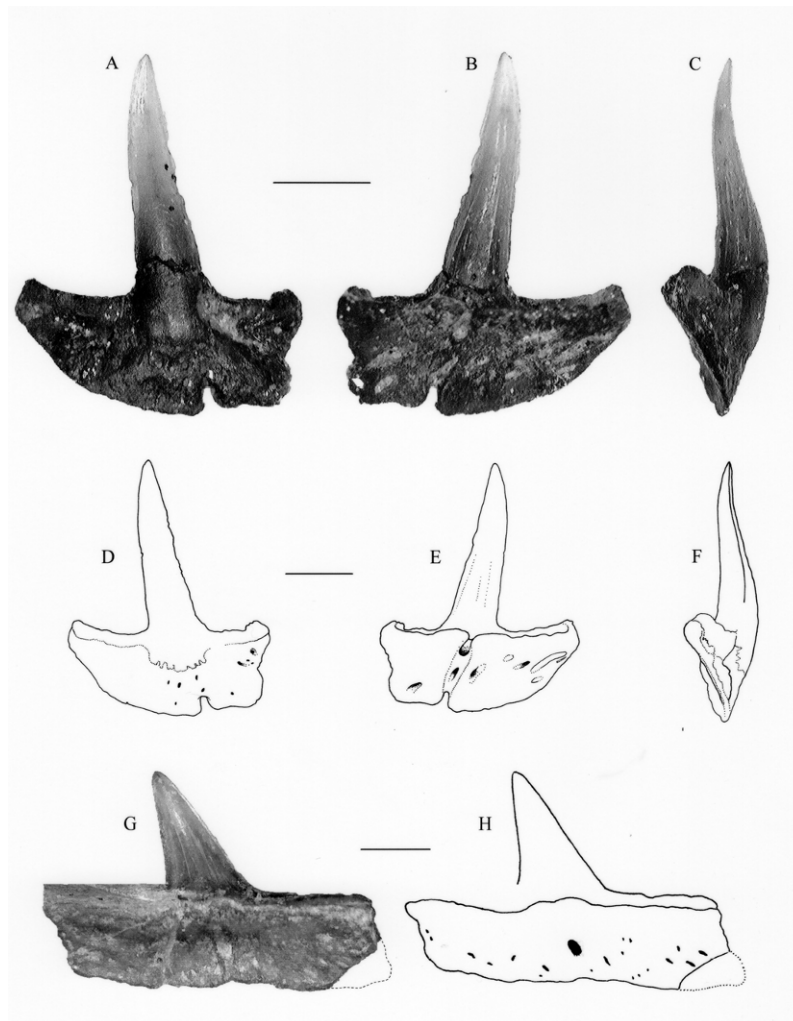
undescribed species. This paper constitutes the first discovery and description of the new genus *Squaliomicrus* belonging to the Family Dalatiidae in the Miocene of Japan.



**VULLO, R. & GUINOT, G. & BARBE, G. (2016):** The first articulated specimen of the Cretaceous mackerel shark *Haimirichia amonensis* gen. nov. (Haimirichiidae fam. nov.) reveals a novel ecomorphological adaptation within the Lamniformes (Elasmobranchii). *Journal of Systematic Palaeontology*, in press

**New genus/family:** *Haimirichia*, *Haimirichiidae* nov. fam.

**Abstract:** The first shark from the early Late Cretaceous Konservat Lagerstätte of Agout (south-eastern Morocco) is described. The specimen consists of the anterior part of an articulated skeleton including the cephalic and branchial regions, anterior vertebrae and one pectoral fin. The well-preserved dentition of this specimen indicates that it corresponds to the fossil lamniform originally described as *Odontaspis amonensis* Cappetta & Case, 1975, a purported odontaspidid species of unclear affinities. The new material provides crucial anatomical data for this taxon, such as head shape, cranial structure, tooth formula, organization of the ampullary system and type of vertebra. Based on these features, this short-snouted, broad-headed shark is confirmed as a member of Lamniformes but is clearly not assignable to any of the known living and fossil genera, and is thus described as *Haimirichia amonensis* gen. nov. Moreover, this unique set of features, including several autapomorphies, differs sufficiently from those of odontaspidids and other lamniform families (both living and extinct) that it requires the erection of the family Haimirichiidae fam. nov. The articulated specimen of *H. amonensis* reveals a novel ecomorphological specialization within the Lamniformes, adding to the high disparity observed within this order. During the Cenomanian, *H. amonensis* was a common, widely distributed species that likely had a lifestyle similar to that of some living medium-sized coastal pelagic carcharhiniform sharks with a comparable overall morphology, such as the whitetip reef shark *Triaenodon obesus*.



credit New Mexico Museum of Natural History/Bruce Welton

**WELTON, B.J. (2016):** First report of *Orthechinorhinus* (Squaliformes: Etmopteridae) from the Pacific Basin; a new species from Early Oligocene Rocks of Oregon, USA. *New Mexico Museum of Natural History and Science Bulletin*, 74: 303-308

**New species:** *Orthechinorhinus davidae*

**Abstract:** A decade ago, Adnet provisionally placed the genus *Orthechinorhinus* in the Echinorhinidae incertae sedis based on its heterodonty and a number of shared general crown and root morphologies, while also noting significant differences in root vascularization. *Orthechinorhinus* possesses a very specialized dentition, unlike that of any known echinorhinid, and is interpreted here to be a squaliform shark with similarities to the unusual etmopterid *Trigonognathus*. A new species, *Orthechinorhinus davidae*, has been discovered in early Oligocene bathyal marine sediments of the type Alsea Formation at Waldport on the central Oregon coast. Previous to this study, the genus was monotypic and only known by *O. pfeili*, from Eocene (Ypresian-Lutetian) strata in France. Teeth of *O. davidae* also occur in early Oligocene deep water (upper bathyal) tuffaceous mudstones of the Keasey Formation, deep water (upper bathyal) tuffaceous mudstones, associated with a crinoid Lagerstätte at Mist, Oregon. Here, the species is found associated with a diverse hexanchoid-echinorhinid-squaloid dominated community of bathydemersal, benthopelagic, and benthic sharks including: *Notorynchus*, *Hepranchias howelli*, *Echinorhinus*, *Squalus*, *Centrophorus*, *Oligodalatias jordani*, *Pristiophorus*, *Squatina*, and *Mitsukurina*. Geochronologically, *O. davidae* is approximately 18 Ma younger than *O. pfeili*, and its discovery in Oregon extends the geographic range of the genus from Western Europe to the eastern North Pacific Basin.



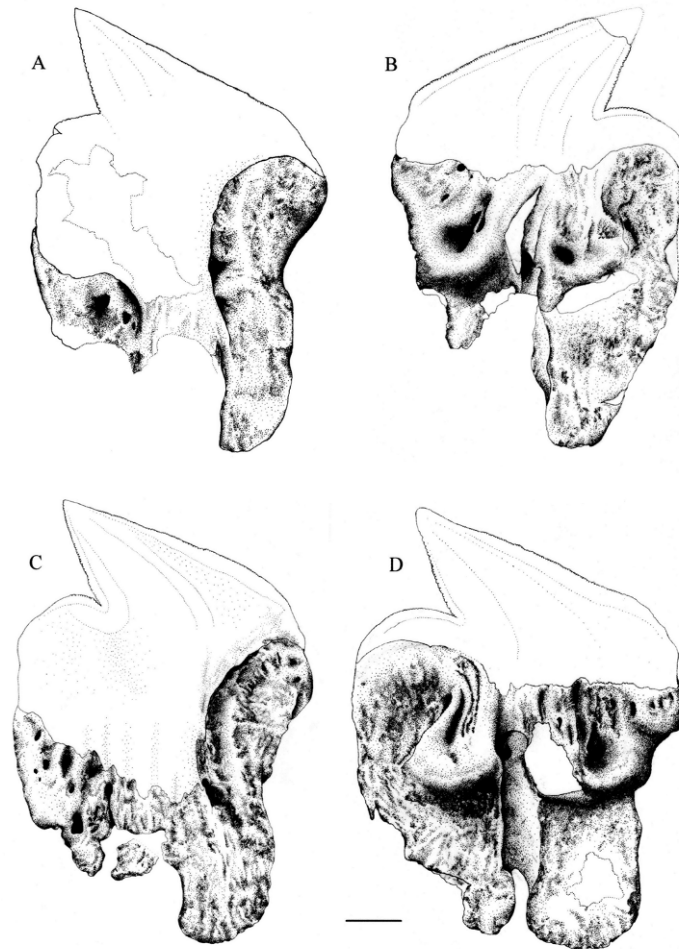
credit New Mexico Museum of Natural History/Bruce Welton

**WELTON, B.J. (2016):** A new dalatiid shark (Squaliformes: Dalatiidae) from the Early Oligocene of Oregon and California, USA. *New Mexico Museum of Natural History and Science Bulletin*, 74: 289-302

**New species:** *Oligodalatias jordani*

**New genus:** *Oligodalatias*

**Abstract:** Isolated teeth of *Oligodalatias jordani*, a new genus and species of extinct dalatiid shark, are described from early Oligocene marine deposits of the Pittsburg Bluff Formation, Nehalem River Basin, northwestern Oregon. *O. jordani* is also known from other eastern North Pacific early Oligocene marine rocks, including the Keasey Formation crinoid Lagerstätte at Mist, Oregon, and the Kirker Sandstone at Mt. Diablo, California. The oldest unequivocal record of *Oligodalatias* is an undescribed Danish, late Ypresian, species from the Lillebælt Clay Formation, and small, incomplete dalatiid teeth from the Langhian of Caunelle, France, may represent its geologically youngest occurrence. Other putative fossil records of *Oligodalatias* from the Paleocene (Selandian and Thanetian) of New Zealand, Thanetian of Ouled Abdoun, Morocco, the Lutetian Selsey Sand Formation (Bracklesham Group), Hampshire Basin, England, and the Helvetian of Bonpas, France, either possess dental attributes excluding them from *Oligodalatias*, or require redescription to establish their taxonomic position. *Oligodalatias* was probably bathydemersal to benthopelagic-neritic, where it evolved in deep water, and later shifted its bathymetric range to neritic habitats of the continental shelf. Alternatively, it may have always occupied the above bathymetric range, similar to that of many Recent squaloids, and nothing in the fossil record precludes the possibility of this genus being epipelagic. *Oligodalatias* bears a striking resemblance to the much older *Centrophorus* (?) *balticus* from the Labguva Formation, upper Cenomanian, of Lithuania, suggesting the two are more closely related to one another than, as previously proposed, *C* (?) *balticus* is to *Squaliodalatias*. One can hypothesize that *Oligodalatias* and *C* (?) *balticus* evolved from a common ancestor, and it is possible that [*Dalatias* + *Isistius*] is sister to the clade [*Squaliodalatias* + [*Oligodalatias* + *C* (?) *balticus*]].



credit New Mexico Museum of Natural History/Bruce Welton

**WELTON, B.J. & GOEDERT, J.L. (2016):** New fossil species of *Somniosus* and *Rhinoscymnus* (Squaliformes: Somniosidae), deep water sharks from Oligocene rocks of Western Washington State, USA. *New Mexico Museum of Natural History and Science Bulletin*, 74: 309-326

**New species:** *Rhinoscymnus viridiadamas*, *Somniosus gonzalezi*

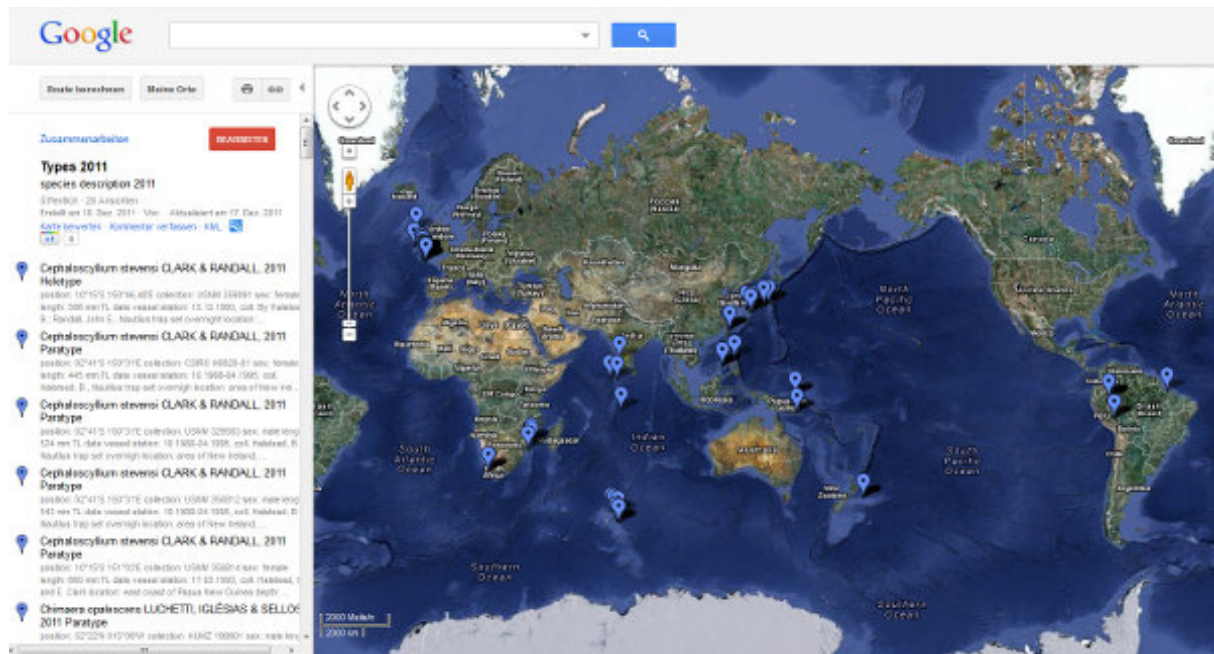
**Abstract:** The most recent systematic reviews of the genus *Somniosus* recognized two subgenera: the subgenus *Somniosus*, including the largest sleeper sharks (4.0 + m length), *S. (S.) antarcticus*, *S. (S.) microcephalus*, and *S. (S.) pacificus*, and the subgenus *Rhinoscymnus*, including possibly three small species (<1.5 m length), *S. (R.) longus*, *S. (R.) rostratus*, and an unnamed eastern Atlantic species. These subgenera are differentiated by a combination of characters, including adult size, dental formulae, cusp angles of teeth from the lower jaw, dermal scale morphology, and presence or absence of calcified vertebrae. Based on a combination of morphologic data, molecular and dental-based cladistic analyses, and the fossil record, we resurrect *Rhinoscymnus* as a genus distinct from *Somniosus*. Two new fossil sleeper shark species are described from Washington State: *R. viridiadamas*, from the Oligocene Lincoln Creek Formation in Mason County, and *S. gonzalezi* from the ?late early Oligocene lower part of the Pysht Formation in Clallam County. Hypotheses of phylogenetic relationships of *Somniosus* and *Rhinoscymnus*, based on molecular and dental-based cladistic analyses, suggest *Rhinoscymnus* is a monophyletic group, most closely related to the clade [*S. microcephalus* + *S. pacificus*], and [*Somniosus* + *Rhinoscymnus*] is sister to the upper Cretaceous *Cretascymnus*. The two new Oligocene species of sleeper sharks from Washington State show that two separate clades, *Somniosus* and *Rhinoscymnus*, were well established in the eastern North Pacific Ocean by early Oligocene time.



### 3.3 Descriptions of extant genera/species

#### Types in Google map

(<http://maps.google.com/maps/ms?msa=0&msid=217824177182325311271.0004b3bc714004039f92e&hl=de&ie=UTF8&ll=3.123195,53.281417&spn=106.420277,253.202833&t=h&vpsrc=6&source=embed>)



#### 3.3.1 List of new extant genera

<i>Brevitrygon</i>	LAST, NAYLOR & MANJAJI-MATSUMOTO, 2016
<i>Fluvitrygon</i>	LAST, NAYLOR & MANJAJI-MATSUMOTO, 2016
<i>Fontitrygon</i>	LAST, NAYLOR & MANJAJI-MATSUMOTO, 2016
<i>Maculabatis</i>	LAST, NAYLOR & MANJAJI-MATSUMOTO, 2016
<i>Megatrygon</i>	LAST, NAYLOR & MANJAJI-MATSUMOTO, 2016
<i>Orbiraja</i>	LAST, WEIGMANN & DUMALE, 2016
<i>Pateobatis</i>	LAST, NAYLOR & MANJAJI-MATSUMOTO, 2016
<i>Pseudobatos</i>	LAST, SÉRET & NAYLOR, 2016
<i>Rhynchorhina</i>	SÉRET & NAYLOR, 2016
<i>Spinilophus</i>	YEARSLEY & LAST, 2016
<i>Styracura</i>	DE CARVALHO, LOBODA & DA SILVA, 2016
<i>Telatrygon</i>	LAST, NAYLOR & MANJAJI-MATSUMOTO, 2016

### 3.2.2 List of new extant species

<a href="#">Acroteriobatus omanensis</a>	LAST, HENDERSON & NAYLOR, 2016	(Rhinopristiformes:Rhinobatidae)
<a href="#">Bathyraja pacifica</a>	LAST, STEWART & SÉRET, 2016	(Rajiformes:Rajidae)
<a href="#">Bythaelurus bachi</a>	WEIGMANN, EBERT, CLERKIN, STEHMANN & NAYLOR, 2016	(Carcharhiniformes:Pentanchinae)
<a href="#">Etmopterus alphas</a>	EBERT, STRAUBE, LESLIE & WEIGMANN, 2016	(Squaliformes:Etmopteridae)
<a href="#">Galeus corriganae</a>	WHITE, MANA & NAYLOR, 2016	(Carcharhiniformes:Pentanchinae)
<a href="#">Himantura australis</a>	LAST, WHITE & NAYLOR, 2016	(Myliobatiformes:Dasyatidae)
<a href="#">Maculabatis ambigua</a>	LAST, BOGORODSKY & ALPERMANN, 2016	(Myliobatiformes:Dasyatidae)
<a href="#">Maculabatis arabica</a>	MANJAJI-MATSUMOTO & LAST, 2016	(Myliobatiformes:Dasyatidae)
<a href="#">Maculabatis bineeshi</a>	MANJAJI-MATSUMOTO & LAST, 2016	(Myliobatiformes:Dasyatidae)
<a href="#">Narcine baliensis</a>	DE CARVALHO & WHITE, 2016	(Torpediniformes:Narcinidae)
<a href="#">Neotrygon australiae</a>	LAST, WHITE & SÉRET, 2016	(Myliobatiformes:Dasyatidae)
<a href="#">Neotrygon caeruleopunctata</a>	LAST, WHITE & SÉRET, 2016	(Myliobatiformes:Dasyatidae)
<a href="#">Neotrygon orientale</a>	LAST, WHITE & SÉRET, 2016	(Myliobatiformes:Dasyatidae)
<a href="#">Notoraja martinezi</a>	CONCHA, EBERT & LONG, 2016	(Rajiformes:Arhynchobatidae)
<a href="#">Platyrrhina psomadakisi</a>	WHITE & LAST, 2016	(Rhinopristiformes:Platyrrhinidae)
<a href="#">Potamotrygon albimaculata</a>	DE CARVALHO, 2016	(Rajiformes:Potamotrygonidae)
<a href="#">Potamotrygon jabuti</a>	DE CARVALHO, 2016	(Rajiformes:Potamotrygonidae)
<a href="#">Potamotrygon rex</a>	DE CARVALHO, 2016	(Rajiformes:Potamotrygonidae)
<a href="#">Potamotrygon wallacei</a>	DE CARVALHO, ROSA & DE ARAÚJO, 2016	(Rajiformes:Potamotrygonidae)
<a href="#">Raja parva</a>	LAST & SÉRET, 2016	(Rajiformes:Rajidae)
<a href="#">Rhinobatos borneensis</a>	LAST, SÉRET & NAYLOR, 2016	(Rhinopristiformes:Rhinobatidae)
<a href="#">Rhinobatos manai</a>	WHITE, LAST & NAYLOR, 2016	(Rhinopristiformes:Rhinobatidae)
<a href="#">Rhynchobatus cooki</a>	LAST, KYNE & COMPAGNO, 2016	(Rhinopristiformes:Rhinidae)
<a href="#">Rhynchorhina mauritaniensis</a>	SÉRET & NAYLOR, 2016	(Rhinopristiformes:Rhinidae)

<a href="#"><u><i>Scyliorhinus cabofriensis</i></u></a>	SOARES, GOMES & DE CARVALHO, 2016	(Carcharhiniformes:Scyliorhinidae)
<a href="#"><u><i>Sinobatis andamanensis</i></u></a>	LAST & BUSSARAWIT, 2016	(Rajiformes:Anacanthobatidae)
<a href="#"><u><i>Sinobatis brevicauda</i></u></a>	WEIGMANN & STEHMANN, 2016	(Rajiformes:Anacanthobatidae)
<a href="#"><u><i>Sinobatis kotlyari</i></u></a>	STEHMANN & WEIGMANN, 2016	(Rajiformes:Anacanthobatidae)
<a href="#"><u><i>Squalus albicaudus</i></u></a>	VIANA, DE CARVALHO & GOMES, 2016	(Squaliformes:Squalidae)
<a href="#"><u><i>Squalus bahiensis</i></u></a>	VIANA, DE CARVALHO & GOMES, 2016	(Squaliformes:Squalidae)
<a href="#"><u><i>Squalus lobularis</i></u></a>	VIANA, DE CARVALHO & GOMES, 2016	(Squaliformes:Squalidae)
<a href="#"><u><i>Squalus quasimodo</i></u></a>	VIANA, DE CARVALHO & GOMES, 2016	(Squaliformes:Squalidae)
<a href="#"><u><i>Squatina david</i></u></a>	ACERO, TAVERA, ANGUILA & HERNÁNDEZ, 2016	(Squatiniiformes:Squatinaidae)
<a href="#"><u><i>Taeniura lessoni</i></u></a>	LAST, WHITE & NAYLOR, 2016	(Myliobatiformes:Dasyatidae)
<a href="#"><u><i>Telatrygon biasa</i></u></a>	LAST, WHITE & NAYLOR, 2016	(Myliobatiformes:Dasyatidae)
<a href="#"><u><i>Urogymnus acanthobothrium</i></u></a>	LAST, WHITE & KYNE, 2016	(Myliobatiformes:Dasyatidae)
<a href="#"><u><i>Zanobatus maculatus</i></u></a>	SÉRET, 2016	(Rhinopristiformes:Zanobatidae)

### 3.2.3 Papers of new extant genera/species



**ACERO, A. & TAVERA, J.J. & ANGUILA, R. & HERNÁNDEZ, L. (2016):** A New Southern Caribbean Species of Angel Shark (Chondrichthyes, Squaliformes, Squatinidae), Including Phylogeny and Tempo of Diversification of American Species. *Copeia*, 104 (2): 577-585

**New species:** *Squatina david*

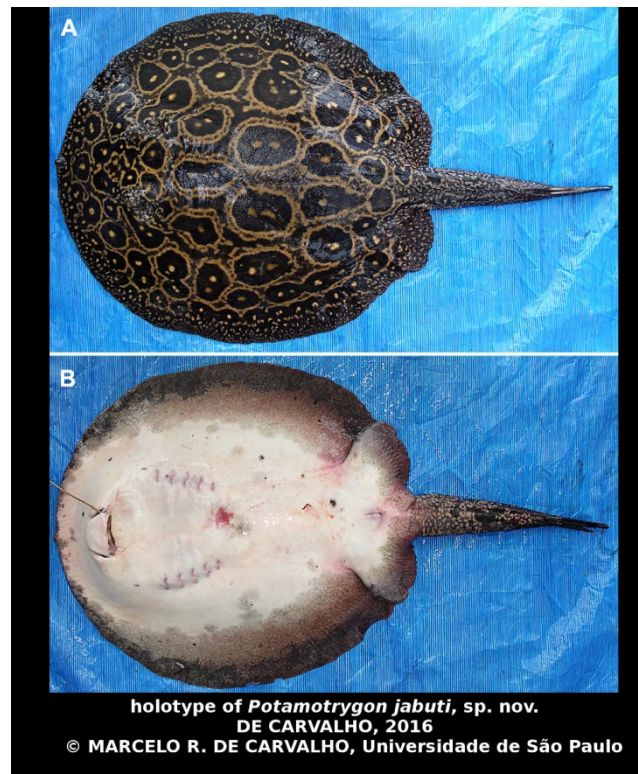
**Abstract:** A new species of *Squatina*, *S. david*, is described from the Colombian Caribbean. The new species differs from all the western North Atlantic angel sharks by lacking a mid-dorsal line of thorns or enlarged dermal denticles, by having an eye-spiracle distance larger than 1.5 times eye diameter, and each nasal flap with two rod-like barbels. Coloration is grayish to brownish yellow, males are dark-spotted, females have abundant whitish spots. *Squatina david* is nested within the American clade of angel sharks, being the sister species to the Brazilian species.



**CONCHA, F.J. & EBERT, D.A. & LONG, D.J. (2016):** *Notoraja martinezi* sp. nov., a new species of deepwater skate and the first record of the genus *Notoraja* Ishiyama, 1958 (Rajiformes: Arhynchobatidae) from the eastern Pacific Ocean. *Zootaxa*, 4098 (1): 179–1902

**New species:** *Notoraja martinezi*

**Abstract:** A new arhynchobatid skate, *Notoraja martinezi*, sp. nov., is described from four specimens collected from the eastern Central Pacific from Costa Rica to Ecuador and between depths of 1256–1472 m. The new species is placed in the genus *Notoraja* based on the long and flexible rostrum and its proportionally long tail with respect to total length. This species is distinct from its congeners in the Western Pacific by the straight margins of its rostrum, long anterior lobes of pelvic fins, and its abundant and very well developed caudal thorns.



**DE CARVALHO, M.R. (2016):** Description of two extraordinary new species of freshwater stingrays of the genus *Potamotrygon* endemic to the rio Tapajós basin, Brazil (Chondrichthyes: Potamotrygonidae), with notes on other Tapajós stingrays. *Zootaxa*, 4167 (1): 1–63

**New species:** *Potamotrygon albimaculata*, *Potamotrygon jabuti*

**Abstract:** Stingrays from the rio Tapajós basin are reviewed based on material collected from its lower (i.e. from the mouth-lake to Itaituba), middle (from about the São Luiz rapids to the confluence of rios Juruena and Teles Pires), and upper (above the Juruena-Teles Pires confluence) segments. Two new species endemic to the mid and upper Tapajós, discovered long ago and common in the ornamental fish trade, are described. *Potamotrygon albimaculata* sp. nov. is part of the black stingray species group, and is diagnosed by its blackish brown dorsal disc color with numerous and generally evenly-spaced small whitish spots and faint ocelli, multiple rows of thorns broadly spread on dorsal and lateral tail, pelvic fins with broadly rounded apices, and two angular cartilages with the posterior far more slender but about as wide as the anterior angular. *Potamotrygon jabuti* sp. nov. is diagnosed by its marbled color pattern that undergoes remarkable change with growth as adults have elaborate designs of beige, golden to yellowish-orange spots or ocelli surrounded by a slender beige to golden mesh-like pattern, but neonates have simple, well-separated ocelli; this species also has a single to double row of tail thorns varying in their development, monognathic heterodonty with teeth of intermediate lateral rows of upper jaws larger and hexagonal, and two robust, more or less equally developed angular cartilages. Both species co-occur in the relatively fast-flowing mid and upper Tapajós basin, but mostly occupy different areas of the river, with *P. albimaculata* sp. nov. more abundant in its central troughs but foraging at its margins, whereas *P. jabuti* sp. nov. is also present in smaller streams over rocky, sandy and leafy substrates. The Tapajós basin includes at least seven stingray species, but additional species probably also occur. *Potamotrygon motoro*, *P. orbignyi*, *P. humerosa*, *Potamotrygon* sp., and *Paratrygon aiereba* are present in the lower Tapajós mouth-lake, which may also include *Plesiotrygon* and *Heliotrygon* species. In addition to the new species described herein, *P. orbignyi* and *Paratrygon* cf. *aiereba* occur in the mid and upper Tapajós, along with another form (*Potamotrygon* cf. *scobina*) known only from the region of the São Luiz rapids. Therefore, three additional new species may be present in the Tapajós basin, which has one of the most diverse stingray assemblages known together with the rios Negro and Tocantins-Araguaia.



**Potamotrygon rex** DE CARVALHO, 2016, holotype, adult female, MZUSP 120371, 1110 mm TL, 750 mm DL, 690 mm DW  
© MARCELO R. DE CARVALHO, Universidade de São

**DE CARVALHO, M.R. (2016):** *Potamotrygon rex*, a new species of Neotropical freshwater stingray (Chondrichthyes: Potamotrygonidae) from the middle and upper rio Tocantins, Brazil, closely allied to *Potamotrygon henlei* (Castelnau, 1855). *Zootaxa*, 4150 (5): 537–565

**New species:** *Potamotrygon rex*

**Abstract:** A systematic revision of the rio Tocantins stingrays has confirmed the occurrence of a new species of *Potamotrygon* first discovered more than two decades ago but which lacked material for a thorough description. Field surveys since undertaken in the middle and upper rio Tocantins have assembled significant material that forms the basis of an ongoing revision of the diverse Tocantins potamotrygonid assemblage. *Potamotrygon rex*, sp. nov., is a very large, "black stingray" species from the mid and upper rio Tocantins that is closely related to *P. henlei* (Castelnau), which occurs in the lower Tocantins basin and in rio Araguaia; both species do not co-occur. *Potamotrygon rex*, sp. nov., has a unique blackish to dark brown dorsal color with numerous small, yellow to orange irregular spots usually forming distinct clusters on dorsal disc, with ocelli in center of clusters on posterior and outer disc, dorsal tail also with clusters but lateral tail with ocelli, and a dark brownish to gray color covering most of ventral surface except nasoral region, gill slits and anterior snout in some specimens, with small whitish spots on ventral disc, pelvic fins and tail. *Potamotrygon rex*, sp. nov., can be further distinguished by its broad pelvic-fin apices, lack of labial grooves, irregular double row of dorsal tail thorns, and in having two angular cartilages associated with each hyomandibula. *Potamotrygon rex*, sp. nov., *P. henlei*, *P. leopoldi* Castex & Castello, and another new *Potamotrygon* species from the rio Tapajós (in description) form a species-group (the "black stingrays") occurring in rivers draining the

central Brazilian shield, characterized by their black to dark brown but highly ornate dorsal color, wide pelvic fins with broadly convex apices, among other features. *Potamotrygon rex*, sp. nov., is the 25<sup>th</sup> species of *Potamotrygon*, and highlights that very large new species of fishes still await discovery and description in the Neotropical region.

**DE CARVALHO, M.R. & LOBODA, T.S. & DA SILVA, J.P.C.B. (2016):** A new subfamily, Styracurinae, and new genus, *Styracura*, for *Himantura schmardae* (Werner, 1904) and *Himantura pacifica* (Beebe & Tee-Van, 1941) (Chondrichthyes: Myliobatiformes). *Zootaxa*, 4175 (3): 201–221

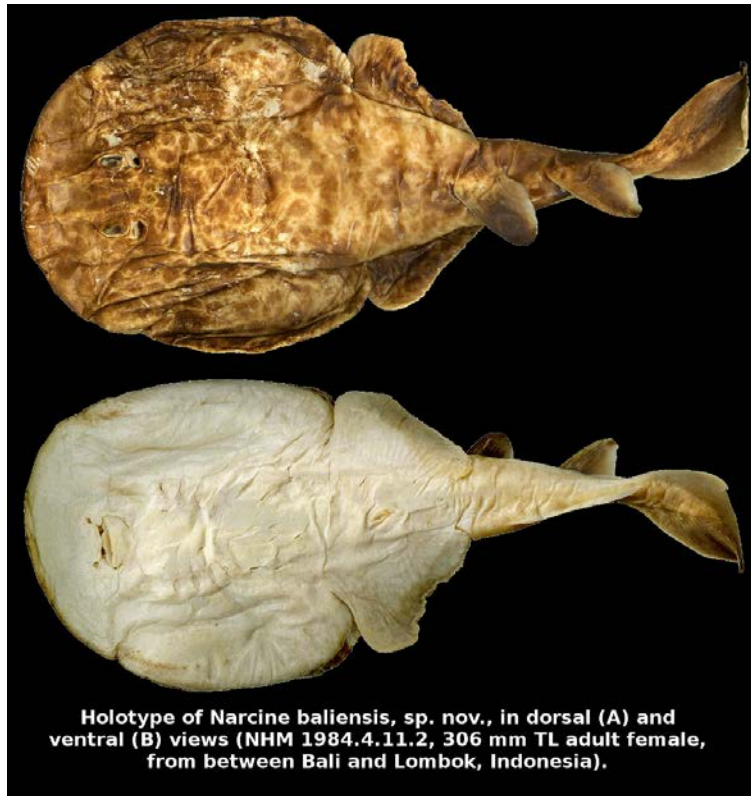
**New genus:** *Styracura*

**Abstract:** A new subfamily (Styracurinae, subfam. nov.) and genus (*Styracura*, gen. nov.) are erected for *Trygon schmardae* Werner, 1904 (type species) and *Dasyatis pacificus* Beebe & Tee-Van, 1941, species placed in *Himantura* Müller & Henle, 1837 since 1953 but which differ significantly from it and all dasyatid genera in many morphological features. Recent molecular phylogenetic hypotheses based on the entire protein-coding mitochondrial genome have recovered *Styracura* as the sister group of the Neotropical freshwater stingrays (Potamotrygonidae), agreeing with previous morphological and molecular phylogenies. The Styracurinae, subfam. nov., is therefore placed in the Potamotrygonidae to reflect the current phylogenetic view. Morphological characters of phylogenetic relevance of the dermal denticles, ventral lateral-line canals, hyoid arch, cranial musculature, and pectoral and pelvic girdles are discussed and compared to other stingrays, in particular to dasyatids and potamotrygonins (now ranked as a subfamily). Inferred derived characters of *Styracura* and potamotrygonins require homoplasy (they are absent from *Paratrygon* and *Heliotrygon*), and ventral lateral-line canal patterns and morphology of the scapular process and pelvic girdle generally reveal an affinity to different dasyatid genera, but one most likely based on plesiomorphies or independent evolution; *Styracura* is considered more closely related to potamotrygonins.

**DE CARVALHO, M.R. & ROSA, R.S. & DE ARAÚJO, M.L.G. (2016):** A new species of Neotropical freshwater stingray (Chondrichthyes: Potamotrygonidae) from the Rio Negro, Amazonas, Brazil: the smallest species of *Potamotrygon*. *Zootaxa*, 4107 (4): 566–586

**New species:** *Potamotrygon wallacei*

**Abstract:** A new species of *Potamotrygon* is described from the Rio Negro drainage, Amazonas, Brazil. In spite of being cited or pictured several times in the scientific and aquarium fish literature since the 19th Century, it had been misidentified and still lacked a scientific name. *Potamotrygon wallacei*, n. sp., is diagnosed by the following characters: dorsal surface of disc light brown, with black irregularly-shaped vermiculate markings forming an amphora- or  $\Omega$ -shaped figure on mid-disc, delimiting light brown reniform areas at disc center, and with subcircular light brown ocellate markings on disc margins; small body size (smallest known *Potamotrygon* species; largest examined specimen measured 310 mm DW); dorsal spines on tail usually rather low, without broad bases, in one to rarely three irregular rows, but extending posteriorly only to tail mid-length and not to caudal stings, with altogether relatively few spines; denticles on posterior mid-disc and tail base Y-shaped, with a central, anterior, bulbous cusp and usually two posterior pairs of smaller, rounded cusps; and single (anterior) angular cartilage. The new species is similar to *P. orbignyi* and other "reticulated" species in having a single (anterior) angular cartilage and in the color pattern of the tail, but is easily distinguished based on its size, dorsal tail spine arrangement, and specific details of color pattern.



**DE CARVALHO, M.R. & WHITE, W.T. (2016):** *Narcine baliensis*, a new species of electric ray from southeast Asia (Chondrichthyes: Torpediniformes). *Zootaxa*, 4127 (1): 149–160

**New species:** *Narcine baliensis*

**Abstract:** A new species of numbfish, *Narcine baliensis*, sp. nov., is described from the tropical eastern Indian Ocean from Indonesia. It is superficially similar to *N. brevilabiata* and *N. atzi* in aspects of its color pattern, but is distinguished from both congeners in details of its color pattern, in tooth band morphology, and in proportions of its dorsal fins, among other features. *Narcine baliensis*, sp. nov., is unique in having a dorsal color pattern composed of large, circular, ovoid or elongate dark brown spots or blotches on dorsal disc along with more numerous small (about eye-sized or slightly greater) brownish, subcircular spots, with large blotches and small spots surrounded by a very slender creamy-white pattern, as well as in having broadly circular upper and lower tooth bands of about the same width and shape. The genus *Narcine* is now composed of 20 valid species, but uncertainty remains concerning the identification and morphological variation of some of its species in the tropical Indo-West Pacific region.

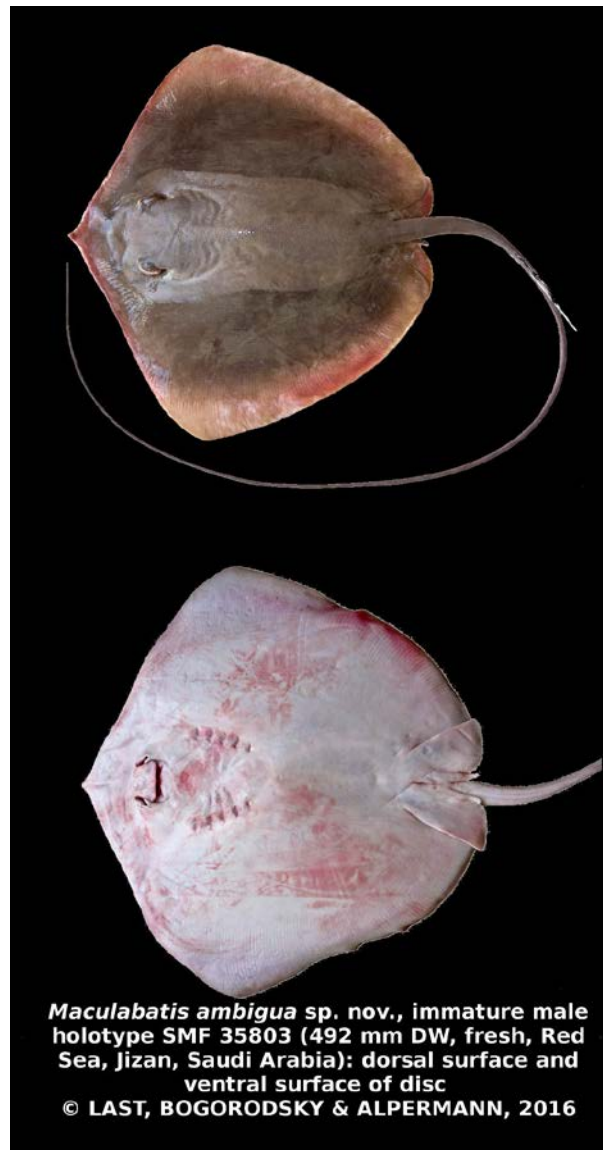


**EBERT, D.A. & STRAUBE, N. & LESLIE, R.W. & WEIGMANN, S. (2016):** *Etmopterus alphas* n. sp.: a new lanternshark (Squaliformes: Etmopteridae) from the south-western Indian Ocean. *African Journal of Marine Science*, in press

**New species:** *Etmopterus alphas*



**Abstract:** A new species of lanternshark, *Etmopterus alphus* (Squaliformes: Etmopteridae), is described from the south-western Indian Ocean. The new species resembles other members of the '*Etmopterus lucifer*' clade in having linear rows of dermal denticles and most closely resembles *E. mollerii* from the south-western Pacific. The new species is fairly common along the upper continental slopes off central Mozambique, at depths between 472 and 558 m, and is also found on the southern Madagascar Ridge in 650–792 m depth. It can be distinguished from other members of the *E. lucifer* clade by a combination of characteristics, including arrangement of flank and caudal markings, dimension of flank markings and shape, size and arrangement of dermal denticles along the body. Molecular analysis further supports the distinction of *E. alphus* from other members of the *E. lucifer* clade.



**LAST, P.R. & BOGORODSKY, S.V. & ALPERMANN, T.J. (2016):** *Maculabatis ambigua* sp. nov., a new whipray (Myliobatiformes: Dasyatidae) from the Western Indian Ocean. *Zootaxa*, 4154 (1): 66–78

**New species:** *Maculabatis ambigua*

**Abstract:** A new whipray, *Maculabatis ambigua* sp. nov., described from material collected from the Red Sea and off Zanzibar (Tanzania), is probably more widespread in the northwestern Indian Ocean. It has been confused with other Indian Ocean whiprays of the genus *Maculabatis* (formerly *Himantura* in part) i.e. *M. gerrardi* and *M. randalli*. *Maculabatis ambigua* sp. nov. was first distinguished from these species by molecular analysis, and subsequently by a combination of morphological characters, i.e. disc shape, coloration, morphometrics and squamation. Molecular data suggest that it is most

closely related to the morphologically similar *M. gerrardi*, which occurs further east in the Indian Ocean (Oman to Indonesia) and North-West Pacific (north to Taiwan). The dorsal disc of *M. gerrardi* typically has a full or partial coverage of white spots (usually present at least on the posterior disc), whereas *M. ambigua* sp. nov. is plain coloured. *Maculabatis randalli*, which occurs in the Persian and Arabian Gulfs, is plain coloured, but has a longer disc relative to its width, more acute and longer snout, longer head and larger intergill width, wider internasal distance, and a narrower secondary denticle band in adults. *Maculabatis ambigua* sp. nov. is relatively common in the shallow, soft-sedimentary habitats of the southern Red Sea from where it is taken as low-value or discarded bycatch of trawl fisheries. It is a medium-sized whipray with a maximum confirmed size of 840 mm disc width.



**LAST, P.R. & BUSSARAWIT, S. (2016):** A new legskate, *Sinobatis andamanensis* (Rajiformes: Anacanthobatidae), from the Andaman Sea (northeastern Indian Ocean). *Zootaxa*, 4168 (1): 161–170

**New species:** *Sinobatis andamanensis*

**Abstract:** A new legskate, *Sinobatis andamanensis* sp. nov. is described from a small collection of specimens taken off Phuket (Thailand) during an exploratory survey of the Andaman Sea. It is the first species of *Sinobatis* and the only legskate known from the northern Indian Ocean. *Sinobatis andamanensis* sp. nov. has an especially long and narrowly pointed snout (preorbital length exceeding 23% TL) with an interorbital distance 7–9.5 in snout length (up to 6.7 in other *Sinobatis* species). Molecular data are unavailable for most members of the genus, but based on morphology it shares with *S. caerulea* bluish dorsal and ventral surfaces when fresh and a long ventral head (length 36–42% TL). As well as differing in several morphometric differences, *Sinobatis andamanensis* sp. nov. seems to be a much smaller legskate (males adult from 186 mm DW vs. still immature at 540 mm DW in *S. caerulea*). *Sinobatis bulbicauda* also has an expanded posterior tail, but *S. andamanensis* sp. nov. differs from that species in having a narrower disc (width at anterior orbit 3.7–4.9 vs. 5.2–7.8 times mouth width) and anterior pelvic-fin lobes (base width 2.7–5.0 vs. 1.7–3.2 in distance between pelvic-fin origins), and shorter and less-conical tooth cusps and fewer vertebrae (total centra 126–133 vs. 148–171).



**LAST, P.R. & HENDERSON, A.C. & NAYLOR, G.J.P. (2016):** *Acroteriobatus omanensis* (Batoidea: Rhinobatidae), a new guitarfish from the Gulf of Oman. *Zootaxa*, 4144 (2): 276–286

**New species:** *Acroteriobatus omanensis*

**Abstract:** The recently resurrected genus *Acroteriobatus* is represented in the western Indian Ocean by eight species, including a new guitarfish *Acroteriobatus omanensis* sp. nov. This small species (reaching ~60 cm TL) was discovered off Oman in an investigation of the chondrichthyan fauna of the Arabian in 2002 and 2003. Its distinctiveness from other members of the genus *Acroteriobatus* is strongly supported by molecular data. *Acroteriobatus omanensis* sp. nov. differs from all other members of the genus by its very narrowly pointed snout and having a dense pattern of small, symmetrically arranged ocelli each consisting of a white spot surrounded by a darker rim. *Acroteriobatus annulatus* and *A. ocellatus* have a more-or-less ocellated dorsal colour pattern but the markings are larger and differ in form (ocelli consisting of a small dark central spot surrounded by a dark-edged pale ring in *A. annulatus*; larger, irregularly shaped ocelli with pale centres surrounded by a dark brown rim in *A. ocellatus*).



**LAST, P.R. & KYNE, P.M. & COMPAGNO, L.J.V. (2016):** A new species of wedgefish *Rhynchobatus cooki* (Rhinopristiformes, Rhinidae) from the Indo–West Pacific. *Zootaxa*, 4139 (2): 233–247

**New species:** *Rhynchobatus cooki*


**Abstract:** A new dwarf wedgefish, *Rhynchobatus cooki* sp. nov. is described from a single female from a Jakarta fish market (Indonesia) and 11 specimens collected at Jurong fish market (Singapore). First collected in 1934, the broader ichthyological community have been aware of this distinctive but little known ray since the late 1990's. *Rhynchobatus cooki* is the smallest of the wedgefishes (to 81 cm TL) and has the lowest vertebral count (fewer than 107 centra). It is also distinguishable from its congeners based on its long, hastate snout, very strongly undulate anterior pectoral-fin margin, coloration and aspects of its squamation. The dorsal coloration is mainly dark and distinctively marked with white blotches, spots and streaks, and has a dark cruciate marking on the interorbit and a prominent white border around the body margin. Unlike most other wedgefish species, the snout tip lacks dark blotches and there is no black pectoral-fin marking. It shares well-developed rostral spines with a much larger Atlantic species (*Rhynchobatus luebberti*), but these spines are confined to the snout tip (rather than being more numerous and extending in paired rows along the rostral ridges nearly to the eyes). No additional specimens have been observed since 1996, despite an increased recent effort to survey the chondrichthyan fauna of South-East Asia and collect biological data for species, raising concerns over its conservation status.

**LAST, P.R. & NAYLOR, G.J.P. & MANJAJI-MATSUMOTO, B.M. (2016):** A revised classification of the family Dasyatidae (Chondrichthyes: Myliobatiformes) based on new morphological and molecular insights. *Zootaxa*, 4139 (3): 345–368

**New genera:** *Brevitrygon*, *Fluvitrygon*, *Fontitrygon*, *Maculabatis*, *Megatrygon*, *Pateobatis*, *Telatrygon*

**Abstract:** The higher-level taxonomy of the stingrays (Dasyatidae) has never been comprehensively reviewed. Recent phylogenetic studies, supported by morphological data, have provided evidence that the group is monophyletic and consists of four major subgroups, the subfamilies Dasyatinae, Neotrygoninae, Urogymninae and Hypolophinae. A morphologically based review of 89 currently recognised species, undertaken for a guide to the world's rays, indicated that most of the currently recognised dasyatid genera are not monophyletic groups. These findings were supported by molecular analyses using the NADH2 gene for about 77 of these species, and this topology is supported by preliminary analyses based on whole mitochondrial genome comparisons. These molecular analyses, based on data generated from the Chondrichthyan Tree of Life project, are the most taxon-rich data available for this family. Material from all of the presently recognised genera

(*Dasyatis*, *Pteroplatytrygon* and *Taeniurops* [Dasyatinae]; *Neotrygon* and *Taeniura* [Neotrygoninae]; *Himantura* and *Urogymnus* [Urogymninae]; and *Makararaja* and *Pastinachus* [Hypolophinae]), are included and their validity largely supported. *Urogymnus* and the two most species rich genera, *Dasyatis* and *Himantura*, are not considered to be monophyletic and were redefined based on external morphology. Seven new genus-level taxa are erected (*Megatrygon* and *Telatrygon* [Dasyatinae]; *Brevitrygon*, *Fluvitrygon*, *Fontitrygon*, *Maculabatis* and *Pateobatis* [Urogymninae], and an additional three (*Bathytoshia*, *Hemitrygon* and *Hypanus* [Dasyatinae]) are resurrected from the synonymy of *Dasyatis*. The monotypic genus *Megatrygon* clustered with 'amphi-American *Himantura*' outside the Dasyatidae, and instead as the sister group of the Potamotrygonidae and Urotrygonidae. *Megatrygon* is provisionally retained in the Dasyatinae pending further investigation of its internal anatomy. The morphologically divergent groups, *Bathytoshia* and *Pteroplatytrygon*, possibly form a single monophyletic group so further investigation is needed to confirm the validity of *Pteroplatytrygon*. A reclassification of the family Dasyatidae is provided and the above taxa are defined based on new morphological data.

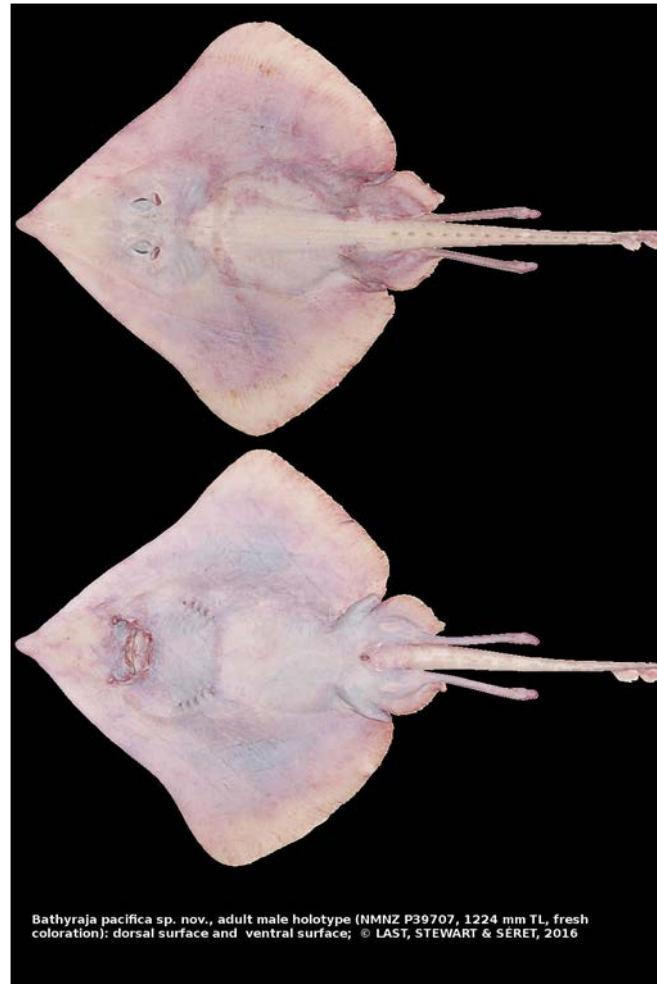


**LAST, P.R. & SÉRET, B. (2016):** A new Eastern Central Atlantic skate *Raja parva* sp. nov. (Rajoidei: Rajidae) belonging to the *Raja miraletus* species complex. *Zootaxa*, 4147 (4): 477–489

**New species:** *Raja parva*

**Abstract:** An investigation of combined CO1 and NADH2 data for rajid skates referable to *Raja miraletus* provided evidence that populations ranging from southern Africa to the North-East Atlantic and Mediterranean Sea, once considered to represent a cline, belong to a species complex consisting of at least four valid species. *Raja miraletus* appears to be confined to the Mediterranean Sea, and the North-East Atlantic from the Bay of Biscay south to Morocco and Madeira. The southernmost species, referable to the resurrected *Raja ocellifera*, occurs off southern Africa, off Namibia and from False Bay to Durban (South Africa). Two species occur off tropical West Africa, including *Raja parva* sp. nov. (Senegal, Liberia and Angola but is probably more widespread within the region), and another unidentified species needing further investigation. *Raja* cf. *miraletus*, confirmed from Mauritania and Senegal, appears to be a larger skate with a broader disc, more broadly pointed snout, larger

spiracles, and a slightly longer and broader tail. *Raja parva* sp. nov. differs from nominal members of the complex in having an unusually long procaudal tail (exceeding 22% TL), as well as a combination of other external characters. Past investigators observed morphological and anatomical differences between these forms but these were thought to be due to intraspecific variability. They postulated that an upwelling at Cape Blanco (21°N) may have isolated the Mediterranean form (*R. miraletus*) from Mauritania-Senegal form (now known to be two species). Similarly, the Benguela Current and upwelling off Cape Frio (18°S) were thought to be responsible for separating the Angolan form (*R. parva*) and South African form (*R. ocellifera*).



**LAST, P.R. & STEWART, A.L. & SÉRET, B. (2016):** A new temperate deepwater skate of the genus *Bathyraja* (Rajoidei: Arhynchobatidae) from the South-West Pacific. *Zootaxa*, 4132 (1): 107–117

**New species:** *Bathyraja pacifica*

**Abstract:** A single specimen of a new *Bathyraja* skate was collected by the authors in 2003 during a survey of the deepwater biota of the northern Tasman Sea by the New Zealand FRV *Tangaroa*. This skate, labelled the 'blonde skate' by voyage participants, is uniformly white on all surfaces of the body and the skin is partly translucent. It belongs to a subgroup of *Bathyraja* with a large, almost smooth, quadrangular disc and well-developed and equally spaced median tail thorns. Other similar and probably closely related *Bathyraja* specimens have been caught in seas to the south of New Zealand since the discovery of this species, but their identity is yet to be confirmed.

**LAST, P.R. & WEIGMANN, S. & DUMALE, D. (2016):** A new skate genus *Orbiraja* (Rajiformes: Rajidae) from the Indo-West Pacific. *Zootaxa*, 4184 (1): 52–62

**New genus:** *Orbiraja*

**Abstract:** Molecular analyses and information gleaned from an examination of the newly available adult male of the North-West Pacific skate, *Okamejei jensenae* Last & Lim, supported earlier concerns that the species might be mis-assigned. Morphological data based on this specimen supported its placement in a new genus *Orbiraja* that is assigned to the recently named Rostrorajini based on molecular evidence. This subgroup of the family Rajidae also includes *Malacoraja*, *Neoraja*, *Rostroraja* and an unresolved 'amphi-American Assemblage' (*sensu* McEachran & Dunn, 1998). *Orbiraja* is unique within the rajids in having the combination of three, very closely spaced median thorn rows on the tail, no dark-edged ventral pores, and a clasper skeleton with a prominent accessory terminal 3 cartilage formed by a medio-distal extension of the accessory terminal 2 cartilage. Its spiracle appears to be situated posteriorly with respect to the orbit. The group contains two other nominal species, *Orbiraja powelli* (Alcock) and *O. philipi* (Lloyd), and an un-named species from Indonesia that needs further investigation. *Orbiraja jensenae* is rediagnosed based on characteristics of the adult male.

**LAST, P.R. & WEIGMANN, S. & YANG, L. (2016):** Changes to the nomenclature of the skates (Chondrichthyes: Rajiformes). In *Rays of the World: Supplementary information* (Last, P. R. & Yearsley, G. K., eds), CSIRO Special Publication: 11–34

**Taxonomic changes:** see abstract

**Abstract:** In the course of the NSF-funded project "Jaws and Backbone: Chondrichthyan Phylogeny and a Spine for the Vertebrate Tree of Life", morphological and molecular data were collected for a huge number of species (including type specimens). Molecular studies using mitochondrial and nuclear markers with dense taxon sampling corroborate that the skates consist of four main family-level groups, i.e. Anacanthobatidae, Arhynchobatidae, Gurgesiellidae and Rajidae. The Rays of the World book followed this subdivision of skates resulting in several nomenclatural decisions at both supraspecific and species levels, which are described and discussed in the present paper. These nomenclatural changes include: 1) resurrection of the family Gurgesiellidae, comprising all eight species of *Cruriraja*, eight species of *Fenestraja* and three species of *Gurgesiella*; 2) supraspecific changes to anacanthobatid nomenclature, i.e. elevation of subgenus *Schroederobatis* to generic level and resurrection of *Springeria* from subgeneric rank as a valid genus-level taxon; 3) provisional assignment of members of two undefined genus-level taxa, the "North Pacific Assemblage" and the "Amphi-American Assemblage"; 4) reassignment of species to the genus *Dentiraja*; 5) resurrection of *Dipturus intermedius* as a valid species from synonymy with *D. batis*; 6) resurrection of the tribe Pavorajini McEachran, 1984; and 7) erection of two new tribes, Bathyrajini (type genus *Bathyraja*) and Crurirajini (type genus *Cruriraja*). Furthermore, an annotated checklist of rajiform species is provided to explain major nomenclatural changes and place the list in context with other contemporary lists.



**LAST, P.R. & WHITE, W.T. & KYNE, P.M. (2016):** *Urogymnus acanthobothrium* sp. nov., a new euryhaline whipray (Myliobatiformes: Dasyatidae) from Australia and Papua New Guinea. *Zootaxa*, 4147 (2): 162–176

**New species:** *Urogymnus acanthobothrium*

**Abstract:** The Mumburarr Whipray, *Urogymnus acanthobothrium* sp. nov. is described from a single specimen taken from the Cambridge Gulf, Western Australia, and from images of 10 other specimens from northern Australia and Papua New Guinea (all observed but not collected). It is a very large ray that attains at least 161 cm disc width, making it amongst the largest of the whiprays. The ventral tail below the caudal sting has a low, short-based fold. A ventral tail fold (or a dorsal fold) has not been recorded for any other himanturin stingray in the Indo-West Pacific. Molecular data suggest it is most closely related to a similar but more widely distributed cognate, *U. granulatus*. Both of these species share a suboval disc shape, similar squamation patterns, and the tail posterior to the sting is entirely white (at least in small individuals). *U. acanthobothrium* sp. nov. differs from *U. granulatus* in having a longer and more angular snout, longer tail, more posteriorly inserted caudal sting, lacks white flecks on the dorsal surface, and the ventral disc is uniformly white (rather than white with a broad black margin). It co-occurs with two other morphologically distinct *Urogymnus* in the region (*U. asperimus* and *U. dalyensis*). Like *U. dalyensis* it occurs in both brackish and marine waters. A key is proved to the members of the genus *Urogymnus*.





**LAST, P.R. & WHITE, W.T. & NAYLOR, G.J.P. (2016):** Three new stingrays (Myliobatiformes: Dasyatidae) from the Indo–West Pacific. *Zootaxa*, 4147 (4): 377–402

**New species:** *Himantura australis*, *Taeniura lessoni*, *Telatrygon biasa*

**Abstract:** Three undescribed stingrays were discovered as part of a broader revision of the family Dasyatidae that formed part of the Chondrichthyan Tree of Life project. This research forms part of a sequence of papers on rays aimed at describing unnamed species for inclusion in a multi-authored guide to rays of the world. The first part of this series focused on a redefinition of genera of the family Dasyatidae. The new Indo–West Pacific taxa are represented by separate genera from three dasyatid subfamilies: *Himantura australis* sp. nov. (northern Australia and Papua New Guinea), *Taeniura lessoni* sp. nov. (Melanesia) and *Telatrygon biasa* sp. nov. (Indo–Malay Archipelago). *Himantura australis* sp. nov., which belongs to a complex of four closely related reticulate whiprays, differs subtly from its congeners in coloration, morphometrics and distribution. *Taeniura lessoni* sp. nov. is the second species in a genus containing the widely-distributed *T. lymma*, which is possibly the most abundant stingray in shallow coral-reef habitats of the Indo–Pacific, with the new species apparently restricted to Melanesia. *Taeniura lessoni* sp. nov. is distinguishable by the absence of a distinctive pair of vivid blue longitudinal stripes on the dorsolateral edges of the tail which is one of the most distinctive features of *T. lymma*. *Telatrygon biasa* sp. nov. belongs to a small, recently designated genus of stingrays represented by four species in the tropical Indo–West Pacific. *Telatrygon biasa* sp. nov. differs from these species in morphometrics. The new species differs markedly from *T. zugei* in its NADH2

sequence. *Telatrygon crozieri* is resurrected as a valid northern Indian Ocean representative of the *T. zugei* complex.



**LAST, P.R. & WHITE, W.T. & SÉRET, B. (2016):** Taxonomic status of maskrays of the *Neotrygon kuhlii* species complex (Myliobatoidei: Dasyatidae) with the description of three new species from the Indo-West Pacific. *Journal of Vertebrate Zoology*, 4083 (4): 533–561

**New species:** *Neotrygon australiae*, *Neotrygon caeruleopunctata*, *Neotrygon orientale*

**Abstract:** The bluespotted maskray, *Neotrygon kuhlii* (Müller & Henle, 1841), once thought to be widely distributed in the Indo-West Pacific, consists of a complex of several species and the type series consists of multiple species; its nomenclature is discussed. A lectotype and paralectotype are designated and the species rediagnosed based on the types and a fresh specimen from Honiara (Solomon Islands), near to the collection locality of the lectotype (Vanikoro, Solomon Islands). Molecular and morphological data provide confirmatory evidence that this maskray is distinct from some other regional forms. Three members of the complex from the Western Pacific identified in earlier studies are confirmed to be new species; *Neotrygon australiae* sp. nov. (Australia, New Guinea and eastern Indonesia), *N. caeruleopunctata* sp. nov. (Indian Ocean), and *N. orientale* sp. nov. (North-West Pacific). These species differ from each other and *N. kuhlii* in their adult size, anterior angle of the disc, number and distribution of blue spots on the dorsal disc, and other more subtle morphometric and meristic characters. Another largely plain-coloured *Neotrygon*, also currently misidentified as *N. kuhlii*, is sympatric with *N. orientale* sp. nov. in the South China Sea and off Taiwan. *Neotrygon varidens* (Garman) is resurrected as the valid name for this ray. A key is provided to species of the genus.



**MANJAJI-MATSUMOTO, B.M. & LAST, P.R. (2016):** Two new whiprays, *Maculabatis arabica* sp. nov. and *M. bineeshi* sp. nov. (Myliobatiformes: Dasyatidae), from the northern Indian Ocean. *Zootaxa*, 4144 (3): 335–353

**New species:** *Maculabatis arabica*, *Maculabatis bineeshi*

**Abstract:** Two new medium-sized whiprays, *Maculabatis arabica* sp. nov. and *M. bineeshi* sp. nov., are described from specimens collected in coastal habitats of the northern Indian Ocean, off India and Pakistan. Both species superficially resemble *M. randalli* (Last, Manjaji-Matsumoto & Moore), and appear to have been confused with a more widely distributed whipray *M. gerrardi* Gray, and another undescribed species from the Indian Ocean. *Maculabatis arabica* sp. nov. (attains at least 63 cm DW) is diagnosed by a combination of external characters, i.e. morphometrics (e.g. relatively short disc, narrow interspaces between paired structures on the head), squamation (relatively slow denticle development and a characteristic denticle band shape), plain dorsal disc coloration (rather than spotted), and tail light brown and banded beyond the caudal sting in juveniles but almost plain in adults. *Maculabatis bineeshi* sp. nov. (attains at least 66 cm DW) is diagnosed by a combination of characters, i.e. morphometrics (e.g. suboval to weakly rhombic disc in young), squamation (rapid denticle development and broad denticle band with margins truncate near pectoral-fin insertions), plain dorsal disc coloration (no white spots), and a dark blackish tail (especially in young) with weakly mottled banding on its dorsal surface beyond the caudal sting. *Maculabatis arabica* sp. nov. appears to be confined to the Arabian Sea (from Pakistan to western India), whereas *M. bineeshi* sp. nov.

occurs in the Arabian Sea (off Pakistan and northwestern India) and in the Bay of Bengal (confirmed off Odisha, eastern India).



**SÉRET, B. (2016):** *Zanobatus maculatus*, a new species of panray from the Gulf of Guinea, eastern central Atlantic (Elasmobranchii: Batoidea: Zanobatidae). *Zootaxa*, 4161 (4): 509–522

**New species:** *Zanobatus maculatus*

**Abstract:** A new species of panray, *Zanobatus maculatus* sp. nov., is described from 12 type specimens collected in the Gulf of Guinea (Eastern Central Atlantic). The new species is distinguished from its sympatric congener, the striped panray *Zanobatus schoenleinii*, by its smaller size, heavier thorn pattern, spearhead-shaped dermal denticles and maculate colour pattern.



**SÉRET, B. & NAYLOR, G.J.P. (2016):** *Rhynchorhina mauritaniensis*, a new genus and species of wedgfish from the eastern central Atlantic (Elasmobranchii: Batoidea: Rhinidae). *Zootaxa*, 4138 (2): 291–308

**New species:** *Rhynchorhina mauritaniensis*

**Abstract:** A new wedgfish, *Rhynchorhina mauritaniensis* gen. et sp. nov., is described from three specimens collected in the shallow waters of the shoal “Banc d’Arguin”, off Mauritania (Eastern Central Atlantic). The new genus is mainly distinguished from its close relatives, members of the genus *Rhynchobatus*, by its snout shape, more broadly rounded like that of the shark-ray *Rhina ancylostoma*, instead of being typically wedge-shaped as in *Rhynchobatus* species. The new species resembles the common West African wedgfish, *Rhynchobatus lubberti*, in having a similar colour pattern, but differs in snout shape. The new genus is supported as genetically distinct by comparative analysis of the mitochondrial NADH2 gene.

**SOARES, K-D.A. & GOMES, U.L. & DE CARVALHO, M.R. (2016):** Taxonomic review of catsharks of the *Scyliorhinus haeckelii* group, with the description of a new species (Chondrichthyes: Carcharhiniformes: Scyliorhinidae). *Zootaxa*, 4066 (5): 501-534

**New species:** *Scyliorhinus cabofriensis*

**Abstract:** Sharks of the genus *Scyliorhinus* from the southwestern Atlantic are reviewed; identification problems and taxonomic misinformation given in the literature are rectified. After extensive examination of the external and internal morphology of specimens collected mostly off southeastern and southern Brazil, *Scyliorhinus besnardi* Springer & Sadowsky, 1970 is placed in the synonymy of *S. haeckelii* (Miranda Ribeiro, 1907), which is thoroughly redescribed. Additionally, a new species, *Scyliorhinus cabofriensis*, sp. nov., is described from the state of Rio de Janeiro, distinguished from all southwestern Atlantic congeners by its color pattern, clasper and neurocranial morphology, and proportional measurements. A key to *Scyliorhinus* species occurring in the southwestern Atlantic is also provided.



**STEHMANN, M.F.W. & WEIGMANN, S. (2016):** A new deepwater legskate, *Sinobatis kotlyari* n. sp. (Rajiformes, Anacanthobatidae) from the southeastern Indian Ocean on Broken Ridge. *Zootaxa*, 4189 (2): 327–347

**New species:** *Sinobatis kotlyari*


**Abstract:** *Sinobatis kotlyari* n. sp. is described, based on the nearly adult 331 mm TL holotype male from 1400 m depth in the southeastern Indian Ocean at Broken Ridge. The new species is assigned to *Sinobatis* due to mainly characters of its clasper and cranium fontanelle distinguishing it from congeners and other anacanthobatid skates with clasper features known. It further differs from its morphologically closest congener, *S. borneensis*, which is only known from the northwestern Pacific Ocean, e.g. in larger maturing size, longer snout and head, the absence of a snout filament and skin fold on tail, a longer caudal fin, and in colouration. The two congeners known from the eastern Indian Ocean, *S. bulbicauda* and *S. caerulea*, mature at much larger size, grow to larger maximum size and differ in numerous morphometric and meristic characters, as well as in colouration. The type locality appears to be very remote as compared with other Indian Ocean legskates, which have primarily been found on continental and insular slopes.



**VIANA, S.T. & DE CARVALHO, M.R. (2016):** Redescription of *Squalus acutipinnis* Regan, 1908, a Valid Species of Spiny Dogfish from Southern Africa (Chondrichthyes: Squaliformes: Squalidae). *Copeia*, 104 (2): 539-553

**New species:** *Squalus acutipinnis* (Redescription)


**Abstract:** The Bluntnose spiny dogfish *Squalus acutipinnis* Regan, 1908 is redescribed based on the re-examination of its type specimens and non-type material from Southern Africa. The taxonomic confusion concerning its validity is mainly related to its heterogeneous type series. Its taxonomic status is clarified as a valid species endemic to the Southwestern Indian Ocean when compared to congeners from the region and other valid species with which it has been placed in synonymy. *Squalus acutipinnis* can be distinguished from all species of the “*megalops-cubensis* group” by fewer total, precaudal, and monospondylous vertebrae (except from *Squalus megalops*, *Squalus brevirostris*, and *Squalus crassispinus*). *Squalus acutipinnis* is clearly distinct from *Squalus megalops* from Southern Australia and the Japanese *S. brevirostris* through characters of pectoral fin and external measurements. The South African species differs from *S. crassispinus* by having more slender first and second dorsal-fin spines. *Squalus acutipinnis* is also easily distinguished from the regional congeners *S. acanthias*, *S. blainvillei*, and *S. mitsukurii* by having lanceolate dermal denticles (vs. non-lanceolate unicuspid denticles in *S. acanthias*, and non-lanceolate tricuspid denticles in *S. blainvillei* and *S. mitsukurii*).



**VIANA, S.T. & DE CARVALHO, M.R. & GOMES, U.L. (2016):** Taxonomy and morphology of species of the genus *Squalus* Linnaeus, 1758 from the Southwestern Atlantic Ocean (Chondrichthyes: Squaliformes: Squalidae). *Zootaxa*, 4133 (1): 1-89

**New species:** *Squalus lobularis*, *Squalus albicaudus*, *Squalus quasimodo*, *Squalus bahiensis*

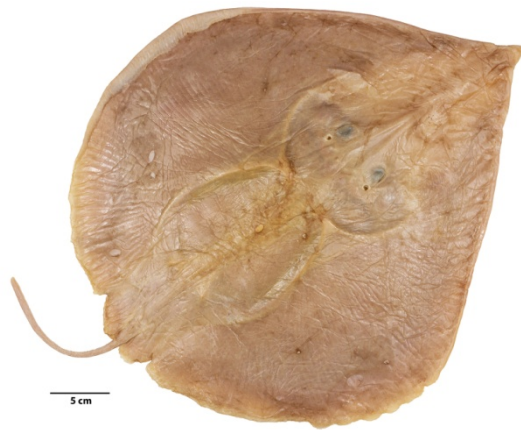
**Abstract:** *Squalus* is a genus of reportedly cosmopolitan shark species that have a high taxonomic complexity due to difficulties in their morphological differentiation; many of its species need revision. Currently, there are 26 valid species of *Squalus*, which have been divided into three species-groups according to overall morphological similarity, the *S. acanthias*, *S. megalops*, and *S. mitsukurii* groups. Loss of type specimens, propagation of erroneous identifications in the literature, and difficulties in obtaining representative series for comparison are secondary challenges that have impeded a global taxonomic revision of the genus. This problem applies clearly to species from the Southwestern Atlantic Ocean, including species that occur off Brazil. Following a current global tendency, a regional taxonomic revision of *Squalus* was conducted in order to investigate which species are valid in the Southwestern Atlantic Ocean and provide diagnostic morphological characters that can be efficiently used for identifying species. Comparative detailed analysis of external (e.g. morphometrics, dentition, and color pattern) and skeletal morphology (primarily meristic data, neurocrania and claspers) of specimens of *Squalus* from the region revealed four new species that are herein described (*S. albicaudus* sp. nov., *S. bahiensis* sp. nov., *S. lobularis* sp. nov., and *S. quasimodo* sp. nov.), as well as *S. acanthias*, which is redescribed from the region based on new material. Comparisons are offered based on examinations of congeneric species; this work is part of a global systematic revision of *Squalus*.



**WEIGMANN, S. & EBERT, D.A. & CLERKIN, P.J. & STEHMANN, M.F.W. & NAYLOR, G.J.P. (2016):** *Bythaelurus bachi* n. sp., a new deep-water catshark (Carcharhiniformes, Scyliorhinidae) from the southwestern Indian Ocean, with a review of *Bythaelurus* species and a key to their identification. *Zootaxa*, 4208 (5): 401–432

**New species:** *Bythaelurus bachi*

**Abstract:** A new deep-water catshark, *Bythaelurus bachi*, is described based on 44 specimens caught on the southern Madagascar Ridge in the southwestern Indian Ocean. The new species is the only stout-bodied *Bythaelurus* with oral papillae in the region and is distinguished from all congeners by the plain beige to light gray-brown coloration, high diversity in dermal denticle morphology, and presence of composite oral papillae. Despite resemblance in body shape, *Bythaelurus bachi* n. sp. is distinguished from its closest congener, *B. naylori* Ebert & Clerkin, 2015, by the presence of numerous large, partially composite papillae on the tongue and roof of the mouth (vs. papillae lacking), plain light coloration (vs. medium to dark brown ground color, light fin edges and a distinctly dark dusky-colored snout), only slightly enlarged dermal denticles on the anterior upper caudal-fin margin (vs. dermal denticles distinctly enlarged), a higher diversity in dermal denticle morphology in general, and smaller maximum size and size at maturity. The distinction of both species is also supported by molecular results. The new species differs from all other congeners in the western Indian Ocean in the stout body shape of large specimens, coloration, larger size, as well as several morphometrics, including larger claspers, longer eyes and dorsal fins, and shorter pelvic—anal and pelvic—caudal spaces. The genus is reviewed, a key to its species given.



**WEIGMANN, S. & STEHMANN, M.F.W. (2016):** *Sinobatis brevicauda* n. sp., a new deep-water legskate (Rajiformes, Anacanthobatidae) and first generic record from the western Indian Ocean. *Zootaxa*, 4137 (4): 478–500

**New species:** *Sinobatis brevicauda*

**Abstract:** A new deep-water legskate, *Sinobatis brevicauda*, is described based on two specimens caught on the remote Saya de Malha Bank in the central western Indian Ocean. The new species is easily distinguished from all other described anacanthobatids by the short tail. It is the only *Sinobatis* species described from the western Indian Ocean and differs from the other anacanthobatid legskates in this area by its large size and light coloration. All other species of *Sinobatis* are described from the eastern Indian and, particularly, western Pacific oceans. In addition to the short tail, the new species clearly differs from its morphologically closest congener, the Australian *S. bulbicauda*, in a bicolored white and grayish ventral coloration with gray and white blotches (vs. uniformly pale or white and skin somewhat translucent) and a filamentous tail without flattened, bulbous tip. Furthermore, it is distinguished by several morphometric and meristic differences, e.g. a longer body (length 65% TL vs. 39–61% TL), longer head (dorsal length 34% TL vs. 21–31% TL, ventral length 41% TL vs. 23–36% TL), longer snout (preorbital length 28–29% TL vs. 14–26% TL, preoral length 30% TL vs. 16–28% TL, prenasal length 28% TL vs. 14–25% TL), and fewer diplospondylous (102–112 vs. 121–142) and total (131–141 vs. 148–168) vertebrae. *S. brevicauda* clearly differs from the other anacanthobatids in the western Indian Ocean, *Anacanthobatis marmorata* and *Indobatis ori*, by having a much shorter tail, strongly different coloration, much larger size, and in many morphometric and meristic differences.





**WHITE, W.T. & LAST, P.R. (2016):** *Platyrhina psomadakisi* sp. nov., a new species of fanray (Batoidea: Platyrrhinidae) from the Andaman Sea, the first record of this family in the Indian Ocean.. *Zootaxa*, 4121 (5): 533–544

**New species:** *Platyrhina psomadakisi*

**Abstract:** A new species of fanray (*Platyrhina*) is described based on four specimens collected in 2015 from the Andaman Sea, off Myanmar. These represent the first records of the family Platyrrhinidae from the Indian Ocean with the three other members of the genus being restricted to the North-West Pacific. The new species differs from its congeners in having a series of faint dark bands on the body and tail, more pectoral-fin radials, and much more widely separated dorsal fins.



**WHITE, W.T. & LAST, P.R. & NAYLOR, G.J.P. (2016):** *Rhinobatos manai* sp. nov., a new species of guitarfish (Rhinopristiformes: Rhinobatidae) from New Ireland, Papua New Guinea. *Zootaxa*, 4175 (6): 588-600

**New species:** *Rhinobatos manai*

**Abstract:** A new species of guitarfish (*Rhinobatos*) is described based on a single specimen collected in 2014 from off New Ireland in Papua New Guinea. This specimen represents the first record of the family Rhinobatidae in Papua New Guinean waters. Based on molecular data, the new species appears to be most similar to *Rhinobatos whitei* (Philippines) and *Rhinobatos sainsburyi* (northern Australia), but is distinguished based on its coloration, morphology and certain meristic characters.



**WHITE, W.T. & MANA, R.R. & NAYLOR, G.J.P. (2016):** *Galeus corriganae* sp. nov., a new species of deepwater catshark (Carcharhiniformes: Pentanchidae) from Papua New Guinea. *Zootaxa*, 4205 (3): 255–264

**New species:** *Galeus corriganae*

**Abstract:** A new species of catshark, provisionally placed in the genus *Galeus*, is described from Papua New Guinea based on 7 specimens collected during recent deepwater surveys of the region. The new species, *Galeus corriganae*, is closest to *G. priapus* from New Caledonia and *G. gracilis* from northwestern Australia but differs in several morphological characters. A reclassification of the catshark groups is required to revise the familial and generic arrangement of the group.

**WHITE, W.T. & NAYLOR, G.J.P. (2016):** Resurrection of the family Aetobatidae (Myliobatiformes) for the pelagic eagle rays, genus *Aetobatus*. *Zootaxa*, 4139 (3): 435–438

**Resurrection** of the family Aetobatidae

**Abstract:** Molecular and morphological data show that the pelagic eagle rays of the genus *Aetobatus* form a distinct family-level grouping separate from the true eagle rays, *Aetomylaeus* and *Myliobatis* (family Myliobatidae). The family Aetobatidae is herein resurrected to include the pelagic eagle rays and definitions are provided for this family and for the Myliobatidae. The key characters separating Aetobatidae from Myliobatidae are: pectoral fins joining head at level of eyes (vs. below level of eyes), internasal flap deeply notched (vs. nearly straight), free rear tip of pectoral fins broadly rounded (vs. angular), spiracles dorsolateral on head and visible in dorsal view (spiracles lateral on head and not visible in dorsal view), dorsal fin with obvious free rear tip (vs. no free rear tip evident, posterior margin joining dorsal surface of tail).



**WHITE, W.T. & LAST, P.R. & BAJE, L. (2016):** *Aetomylaeus caeruleofasciatus*, a new species of eagle ray (Myliobatiformes: Myliobatidae) from northern Australia and New Guinea. *Ichthyological Research*, 63 (1): 94-109

**New species:** *Aetomylaeus caeruleofasciatus*,

**Abstract:** A new species of eagle ray, *Aetomylaeus caeruleofasciatus* sp. nov., is described based on specimens collected in northern Australia and southern Papua New Guinea. The new species is very closely related to *Aetomylaeus nichofii* and was previously considered to be conspecific with this species. The new species and *A. nichofii* differ from their congeners in having a dorsal pattern of seven or eight transverse pale blue bands. As with other eagle ray species, morphological characteristics which distinguish the closely related species were largely obscured by intraspecific variation. The clearest morphological differences were apparent when comparing adult males to adult females and adult females to adult females, e.g. disc longer in adult female *A. caeruleofasciatus* compared to adult female *A. nichofii*. The two species also differ in the number of pelvic radials in both females and males and show subtle colour differences. A neotype is also allocated for *A. nichofii*.

**YEARSLEY, G.K. & LAST, P.R. (2016):** A new genus of stingarees (Myliobatiformes: Urolophidae) with comments on other urolophid genera and an annotated checklist of species. *In Rays of the World: Supplementary information* (Last, P. R. & Yearsley, G. K., eds), CSIRO Special Publication: 1-10

**New genus:** *Spinilophus*

**Abstract:** The family Urolophidae currently contains the two genera, *Trygonoptera* Müller and Henle, 1841 and *Urolophus* Müller and Henle, 1837. However, one species *Urolophus armatus* Müller and Henle, 1841, is unique within the family in possessing dermal denticles and thorns on the skin, as well as differences in its skeletal structure. A new genus *Spinilophus* is erected for this species and comments are provided on the other urolophid genera with an annotated checklist of the 28 extant species.

## 3.4 Parasitology

### 3.4.1 Research Articles

- AMINJAN, A.R. & MALEK, M. (2016)** Two new cestode species of *Tetragonocephalum* Shipley & Hornell, 1905 (Lecanicephalidea, Tetragonocephalidae) from *Himantura randalli* Last, Manjaji-Matsumoto & Moore (Myliobatiformes, Dasyatidae) from the Gulf of Oman. *Zookeys* (623): 1-13 <http://dx.doi.org/10.3897/zookeys.623.9724>
- AUSTIN, C.M. & TAN, M.H. & LEE, Y.P. & CROFT, L.J. & MEEKAN, M.G. & PIERCE, S.J. & GAN, H.M. (2016)** The complete mitogenome of the whale shark parasitic copepod *Pandarus rhincodonicus* Norman, Newbound & Knott (Crustacea; Siphonostomatoida; Pandaridae) - a new gene order for the copepoda. *Mitochondrial DNA*, 27 (1): 694-695 <http://dx.doi.org/10.3109/19401736.2014.913147>
- BASUSTA, N. & DE MEO, I. & MIGLIETTA, C. & MUTLU, E. & OLGUNER, M.T. & SAHIN, A. & BALABAN, C. & DEVAL, M.C. & USAKHURTSEVEN, U. & PATANIA, A. (2016)** Some marine leeches and first record of *Branchellion torpedinis* Savigny, 1822 (Annelida, Hirudinea, Piscicolidae) from elasmobranchs in Turkish waters, with new host records. *Marine Biodiversity*, 46 (3): 713-716 <http://dx.doi.org/10.1007/s12526-015-0411-z>
- BOUDAYA, L. & NEIFAR, L. (2016)** *Triloculotrema euzeti* n. sp. (Monogenea, Monocotylidae) from the nasal tissues of the blackspotted smooth-hound *Mustelus punctulatus* (Carcharhiniformes, Triakidae). *Parasite*, 23: 62 <http://dx.doi.org/10.1051/parasite/2016072>
- BOXSHALL, G.A. (2016)** A new species of *Ergasilus* von Nordmann, 1832 (Copepoda: Cyclopoida) from the gills of a dasytid ray, *Himantura oxyrhyncha* (Sauvage, 1878) from West Kalimantan, Indonesia. *Zootaxa*, 4174 (1): 93-103 <http://dx.doi.org/10.11646/zootaxa.4174.1.6>
- CHERO, J.D. & CRUCES, C.L. & IANACONE, J. & SANCHEZ, L. & MINAYA, D. & SAEZ, G. & ALVARINO, L. (2016)** *Monocotyle luquei* n. sp. (Monogenea: Monocotylidae), from the gills of diamond stingray *Dasyatis dipterura* (Jordan and Gilbert, 1880) (Myliobatiformes: Dasyatidae), in the South Pacific. *Acta Parasitologica*, 61 (4): 713-719 <http://dx.doi.org/10.1515/ap-2016-0100>
- CHOUKAMI, M.H.-P. & HASELI, M. (2016)** Surface ultrastructure and the mitochondrial gene *rnl* of *Parachristianella indonesiensis* Palm, 2004 (Trypanorhyncha: Eutetrarhynchidae) with the amended generic diagnosis. *Parasitology Research*, 115 (3): 1105-1112 <http://dx.doi.org/10.1007/s00436-015-4840-1>
- CURRAN, S.S. & PHILLIPS, A.J. & OVERSTREET, R.M. & BENZ, G.W. & HENNINGSEN, A.D. (2016)** *Austrobdella cairae* n. sp., an Oioxenous Marine Leech (Clitellata: Piscicolidae) from the Banded Guitarfish, *Zapteryx exasperata*, in the Northeastern Pacific Ocean. *Journal of Parasitology*, 102 (2): 179-186 <http://dx.doi.org/10.1645/15-829>
- DIPPENAAR, S.M. (2016)** *Schistobranchia kabata* sp. nov. (Siphonostomatoida: Lernaepodidae) from rajiform hosts off South Africa. *Zootaxa*, 4174 (1): 104-113 <http://dx.doi.org/10.11646/zootaxa.4174.1.7>
- GOLESTANINASAB, M. & MALEK, M. (2016)** Two new species of *Rhinebothrium* (Cestoda: Rhinebothriidea) from granulated guitarfish *Glaucostegus granulatus* in the Gulf of Oman. *Journal of Helminthology*, 90 (4): 441-454 <http://dx.doi.org/10.1017/s0022149x15000553>
- GRACAN, R. & CULINOVIC, M. & MLADINEO, I. & LACKOVIC, G. & LAZAR, B. (2016)** Trophic ecology shapes gastrointestinal helminth communities of two sympatric mesopredatory sharks in the Adriatic Sea. *Journal of Zoology*, 299 (3): 172-182 <http://dx.doi.org/10.1111/jzo.12336>
- IRIGOITIA, M.M. & CANTATORE, D.M.P. & INCORVAIA, I.S. & TIMI, J.T. (2016)** Parasitic copepods infesting the olfactory sacs of skates from the southwestern Atlantic with the description of a new species of *Kroeyerina* Wilson, 1932. *Zootaxa*, 4174 (1): 137-152 <http://dx.doi.org/10.11646/zootaxa.4174.1.10>
- IRIGOITIA, M.M. & CHISHOLM, L.A. & TIMI, J.T. (2016)** A new species of *Dendromonocotyle* Hargis, 1955 (Monogenea: Monocotylidae) from the skin of *Zearaja chilensis* (Guichenot) (Rajiformes: Rajidae) from the Argentine Sea. *Systematic Parasitology*, 93 (4): 367-374 <http://dx.doi.org/10.1007/s11230-016-9624-1>

- IVAN MERLO-SERNA, A. & GARCIA-PRIETO, L. (2016)** A checklist of helminth parasites of Elasmobranchii in Mexico. *Zookey*, 563: 73-128 <http://dx.doi.org/10.3897/zookeys.563.6067>
- JENSEN, K. & CAIRA, J.N. & CIELOCHA, J.J. & LITTLEWOOD, D.T. & WAESCHENBACH, A. (2016)** When proglottids and scoleces conflict: phylogenetic relationships and a family-level classification of the Lecanicephalidea (Platyhelminthes: Cestoda). *International Journal for Parasitology*, 46 (5–6): 291–310 <http://dx.doi.org/10.1016/j.ijpara.2016.02.002>
- KEARN, G. & WHITTINGTON, I. & CHISHOLM, L. & EVANS-GOWING, R. (2016)** A new species of Acanthocotyle Monticelli, 1888 (Platyhelminthes: Monogenea: Acanthocotylidae) from the ventral skin of the banded stingaree, *Urolophus cruciatus* (Lacepede, 1804), from Tasmania, Australia. *Acta Parasitologica*, 61 (3): 607-613 <http://dx.doi.org/10.1515/ap-2016-0081>
- KHEDDAM, H. & JUSTINE, J.L. & TAZEROUTI, F. (2016)** Hexabothriid monogeneans from the gills of deep-sea sharks off Algeria, with the description of *Squalonchocotyle euzeti* n. sp (Hexabothriidae) from the kitefin shark *Dalatias licha* (Euselachii, Dalatiidae). *Helminthologia*, 53 (4): 354-362 <http://dx.doi.org/10.1515/helmin-2016-0034>
- KOONTZ, A. & CAIRA, J.N. (2016)** Emendation of *Carpobothrium* ("Tetraphyllidea") from Bamboosharks (Orectolobiformes: Hemiscylliidae) with Redescription of *Carpobothrium chiloscyllyi* and Description of a New Species from Borneo. *Comparative Parasitology*, 83 (2): 149-161 <http://dx.doi.org/10.1654/4809s.1>
- LOPES, D.A. & MAINENTI, A. & SANCHES, M. & KNOFF, M. & GOMES, D.C. (2016)** Type material of Platyhelminthes (Monogeneoidea) housed in the Helminthological Collection of the Oswaldo Cruz Institute/FIOCRUZ (CHIOC), Rio de Janeiro, Brazil, from 1979 to 2016. *Zookeys*, 616: 1-75 <http://dx.doi.org/10.3897/zookeys.616.8481>
- MACKENZIE, K. & SMITH, L.E. (2016)** Two little-known metazoan parasites potentially pathogenic to smooth-hounds, *Mustelus* spp., in captivity. *Journal of Fish Diseases*, 39 (4): 511–514 <http://dx.doi.org/10.1111/jfd.12380>
- MARQUES, F.P.L. & CAIRA, J.N. (2016)** Pararhinebothroides—Neither the Sister-Taxon of Rhinebothroides Nor a Valid Genus. *Journal of Parasitology*, 102 (2): 249-259
- MENDEZ, O. & GALVÁN-MAGAÑA, F. (2016)** Cestodes of the blue shark, *Prionace glauca* (Linnaeus 1758), (Carcharhiniformes: Carcharhinidae), off the west coast of Baja California Sur, Mexico. *Zootaxa*, 4085 (3): 438-444 <http://dx.doi.org/10.11646/zootaxa.4085.3.7>
- MORALES-SERNA, F.N. & RODRÍGUEZ-SANTIAGO, M.A. & GÓMEZ, S. (2016)** *Euryphorus suarezi* n. sp. (Copepoda: Caligidae) parasitic on an elasmobranch from the Gulf of Mexico. *Systematic Parasitology*, 93 (1): 91-99 <http://dx.doi.org/10.1007/s11230-015-9608-6>
- MUTTI, L.D. & IVANOV, V.A. (2016)** A new species of *Paraberrapex* Jensen, 2001 (Cestoda: Lecanicephalidea) from *Squatina guggenheim* Marini (Squatiniformes: Squatinidae) off Argentina. *Folia Parasitologica*, 63: 007 <http://dx.doi.org/10.14411/fp.2016.007>
- OMMUNDSEN, A. & NOEVER, C. & GLENNER, H. (2016)** Caught in the act: phenotypic consequences of a recent shift in feeding strategy of the shark barnacle *Anelasma squalicola* (Lovén, 1844). *Zoomorphology*, 135: 51-65 <http://dx.doi.org/10.1007/s00435-015-0296-1>
- OSAER, F. & NARVÁEZ, K. (2016)** The angel shark *Squatina squatina* prey of the isopod *Aegapheles deshaysiana*. *Marine Biodiversity*, 46 (1): 29-30 <http://dx.doi.org/10.1007/s12526-015-0358-0>
- PODDUBNAYA, L.G. & HEMMINGSEN, W. & GIBSON, D.I. (2016)** Surface ultrastructural characteristics of *Dictyocotyle coeliaca* Nybelin, 1941 (Monopisthocotylea: Monocotylidae), an endoparasitic monogenean of rays. *Parasitology Research*, 115 (3): 965-973 <http://dx.doi.org/10.1007/s00436-015-4823-2>
- PODDUBNAYA, L.G. & HEMMINGSEN, W. & GIBSON, D.I. (2016)** Ultrastructural observations of the attachment organs of the monogenean *Rajonchocotyle emarginata* (Olsson, 1876) (Polyopisthocotylea: Hexabothriidae), a gill parasite of rays. *Parasitology Research*, 115 (6): 2285-2297 <http://dx.doi.org/10.1007/s00436-016-4973-x>
- REYDA, F.B. & HEALY, C.J. & HASLACH, A.R. & RUHNKE, T.R. & APRILL, T.L. & BERGMAN, M.P. & DAIGLER, A.L. & DEDRICK, E.A. & DELGADO, I. & FORTI, K.S. & HERZOG, K.S. &**

**RUSSELL, R.S. & WILLSEY, D.D. (2016)** A new genus of rhinebothriidean cestodes from batoid elasmobranchs, with the description of five new species and two new combinations. *Folia Parasitologica*, 63: 038 <http://dx.doi.org/10.14411/fp.2016.038>

**SCHAEFFNER, B.C. (2016)** Review of the genus Shirleyrhynchus Beveridge & Campbell, 1988 (Trypanorhyncha: Shirleyrhynchidae), with the resurrection of *S. butlerae* Beveridge & Campbell, 1988 and the description of *S. panamensis* n. sp. *Systematic Parasitology*, 93 (5): 413-430 <http://dx.doi.org/10.1007/s11230-016-9641-0>

**SHAMSI, S. & SUTHAR, J. (2016)** Occurrence of Terranova larval types (Nematoda: Anisakidae) in Australian marine fish with comments on their specific identities. *PeerJ*, 4: e1722 <http://dx.doi.org/10.7717/peerj.1722>

**VAUGHAN, D.B. & CHISHOLM, L.A. & HANSEN, H. (2016)** Electrocotyle whittingtoni n. gen., n. sp (Monogenea: Monocotylidae: Heterocotylinae) from the gills of a captive onefin electric ray, *Narke capensis* (Narkidae) at Two Oceans Aquarium, Cape Town, South Africa. *Parasitology Research*, 115 (9): 3575-3584 <http://dx.doi.org/10.1007/s00436-016-5123-1>

**YANG, C.P. & SUN, Y. & ZHI, T.T. & IWAKI, T. & REYDA, F.B. & YANG, T.B. (2016)** Two new and one redescribed species of *Acanthobothrium* (Cestoda: Onchoproteocephalidea: Onchobothriidae) from *Dasyatis akajei* (Myliobatiformes: Dasyatidae) in the China Sea. *Zootaxa*, 4169 (2): 286-300 <http://dx.doi.org/10.11646/zootaxa.4169.2.3>

### 3.4.2 Descriptions of new Parasites of Elasmobranchs (genera/species)

#### 3.4.2.1 List of new Parasites of Elasmobranchs (genera)

*Electrocotyle* VAUGHAN, CHISHOLM & HANSEN, 2016

*Stillabothrium* HEALY & REYDA, 2016

#### 3.4.2.2 List of new Parasites of Elasmobranchs (species)

<i>Acanthobothrium guanghaiense</i>	YANG, SUN, ZHI, IWAKI, REYDA & YANG, 2016	(Onchoproteocephalideadea:Onchobothriidae)
<i>Acanthobothrium ningdense</i>	YANG, SUN, ZHI, IWAKI, REYDA & YANG, 2016	(Onchoproteocephalideadea:Onchobothriidae)
<i>Acanthocotyle urolphi</i>	KEARN, WHITTINGTON, CHISHOLM & EVANS-GOWING, 2016	(Gyrodactylidea:Acanthocotylidae)
<i>Austrobdella cairae</i>	CURRAN, PHILLIPS, OVERSTREET, BENZ & HENNINGSSEN, 2016	(Rhynchobdellida:Piscicolidae)
<i>Carpobothrium eleanorae</i>	KOONTZ & CAIRA, 2016	(Tetraphyllidea:Phyllobothriidae)
<i>Dendromonocotyle rajidicola</i>	IRIGOITIA, CHISHOLM & TIMI, 2016	(Monocotylidea:Monocotylidae)
<i>Electrocotyle whittingtoni</i>	VAUGHAN, CHISHOLM & HANSEN, 2016	(Monocotylidea:Monocotylidae)
<i>Ergasilus kimi</i>	BOXSHALL, 2016	(Poecilostomatoida:Ergasilidae)
<i>Euryphorus suarezi</i>	MORALES-SERNA, RODRÍGUEZ-SANTIAGO & GÓMEZ, 2016	(Siphonostomatoida:Caligidae)
<i>Kroeyerina sudamericana</i>	IRIGOITIA, CANTATORE, INCORVAIA & TIMI, 2016	(Siphonostomatoida:Kroyeriidae)
<i>Monocotyle luquei</i>	CHERO, CRUCES, IANNACONE, SANCHEZ, MINAYA, SAEZ & ALVARINO, 2016	(Monocotylidea:Monocotylidae)
<i>Paraberrapex atlanticus</i>	MUTTI & IVANOV, 2016	(Lecanicephalidea:Paraberrapecidae)
<i>Rhinebothrium kruppi</i>	GOLESTANINASAB & MALEK, 2016	(Rhinebothriidea:Rhinebothriidae)
<i>Rhinebothrium persicum</i>	GOLESTANINASAB & MALEK, 2016	(Rhinebothriidea:Rhinebothriidae)
<i>Schistobrachia kabata</i>	DIPPENAAR, 2016	(Siphonostomatoida:Lernaeopodidae)
<i>Shirleyrhynchus panamensis</i>	SCHAEFFNER, 2016	(Trypanorhyncha:Rhinoptericolidae)
<i>Squalonchocotyle euzeti</i>	KHEDDAM, JUSTINE & TAZEROUTI, 2016	(Diclybothriidea:Hexabothriidae)
<i>Stillabothrium ashleyae</i>	WILLSEY & REYDA, 2016	(Tetraphyllidea:Escherbothriidae)

<i>Stillabothrium campbelli</i>	DELGADO, DEDRICK & REYDA, 2016	(Tetraphyllidea:Escherbothriidae)
<i>Stillabothrium davidcynthiaorum</i>	DAIGLER & REYDA, 2016	(Tetraphyllidea:Escherbothriidae)
<i>Stillabothrium hyphantoseptum</i>	HERZOG, BERGMAN & REYDA, 2016	(Tetraphyllidea:Escherbothriidae)
<i>Stillabothrium jeanfortiae</i>	FORTI, APRILL & REYDA, 2016	(Tetraphyllidea:Escherbothriidae)
<i>Tetragonocephalum sabae</i>	AMINJAN & MALEK, 2016	(Lecanicephalidea:Tetragonocephalidae)
<i>Tetragonocephalum salarii</i>	AMINJAN & MALEK, 2016	(Lecanicephalidea:Tetragonocephalidae)
<i>Triloculotrema euzeti</i>	BOUDAYA & NEIFAR, 2016	(Monocotyliidea:Monocotyliidae)

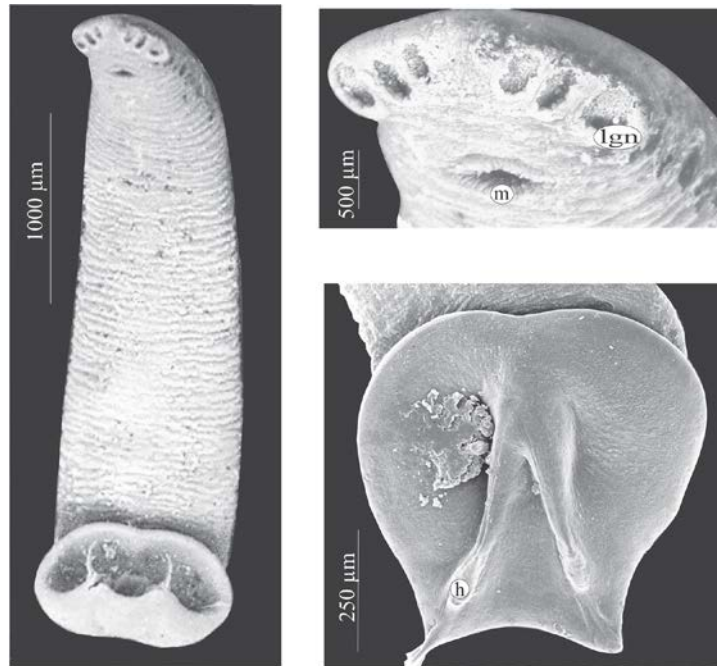
### 3.2.3 Papers of new extinct genera/species

**AMINJAN, A.R. & MALEK, M. (2016):** Two new cestode species of *Tetragonocephalum* Shipley & Hornell, 1905 (Lecanicephalidea, Tetragonocephalidae) from *Himantura randalli* Last, Manjaji-Matsumoto & Moore (Myliobatiformes, Dasyatidae) from the Gulf of Oman. *Zookeys* (623): 1-13

**New species:** *Tetragonocephalum sabae*, *Tetragonocephalum salarii*

**Abstract:** The original description of the genus *Tetragonocephalum* was published more than one hundred years ago but its taxonomic status was clarified only recently. To date, approximately 30 nominal species of this genus have been described, mostly from the northern Indian Ocean, but nearly half of them are invalid and only 14 species are recognized as valid. In the present study two new species of *Tetragonocephalum* are described from the spiral intestine of *Himantura randalli* from off Jod, on the northern coast of the Gulf of Oman. *Tetragonocephalum sabae* sp. n. is distinguishable from the valid species of *Tetragonocephalum* based on number of proglottids (43-53), number of testes (42-50), and size of scolex (401-453×328-455), acetabula (87-109×72-116), mature proglottids (802-1,333×226-336), cirrus sac (92-160×103-154), and eggs (16-19×11-13). *Tetragonocephalum salarii* sp. n. can be distinguished from *T. sabae* sp. n. and all other valid species of *Tetragonocephalum* based on number of proglottids (77-86). Furthermore, it differs from its congeners based on a combination of some characteristics, including the number of mature (3-7) and gravid (18-20) proglottids, the number of testes (30-38), and the size of acetabula (84-111×80-96), mature proglottids (497-833×334-403), gravid proglottids (1,036-1,482×440-575), testes (20-34×31-50), ovary (123-215×210-278), and eggs (24-45×13-21).





**BOUDAYA, L. & NEIFAR, L. (2016):** *Triloculotrema euzeti* n. sp. (Monogenea, Monocotylidae) from the nasal tissues of the blackspotted smooth-hound *Mustelus punctulatus* (Carcharhiniformes, Triakidae). *Folia Parasitologica*, 63: 038

**New species:** *Triloculotrema euzeti*

**Abstract:** *Triloculotrema euzeti* n. sp. (Monogenea, Monocotylidae, Merizocotylineae) is described from the nasal tissues of the blackspotted smooth-hound *Mustelus punctulatus* collected from the coastal marine waters off Tunisia. The new parasite species is distinguished from the other two species of the genus, *T. japonicae* Kearn, 1993 and *T. chisholmae* Justine, 2009, by the morphology of the sclerotised male copulatory organ which has longitudinal ridges. The species is also characterised by its oötype with short descending and ascending limbs (long and more convoluted in the other two species). The presence of three peripheral loculi, which is the main characteristic of the genus *Triloculotrema* Kearn, 1993, is unconfirmed. This is the first description of a species of this genus in the Mediterranean Sea and the first record from a coastal shark.

**BOXSHALL, G.A. (2016):** A new species of *Ergasilus* von Nordmann, 1832 (Copepoda: Cyclopoida) from the gills of a dasytid ray, *Himantura oxyrhyncha* (Sauvage, 1878) from West Kalimantan, Indonesia. *Zootaxa*, 4174 (1): 93-103

**New species:** *Ergasilus kimi*

**Abstract:** A new species of the cyclopoid copepod genus *Ergasilus* von Nordmann, 1832 is described based on material collected from the gills of an elasmobranch, *Himantura oxyrhyncha* (Sauvage, 1878), collected in the Java Sea off the coast of West Kalimantan, Indonesia. To justify the establishment of the new species, *Ergasilus kimi* sp. nov., detailed comparisons are made with the 28 congeneric species that share the combination of a 3-segmented leg 1 endopod and the presence of 2 setae on the free exopodal segment of leg 5. This is the fourth report of an *Ergasilus* species infecting an elasmobranch and it is concluded that each represents an independent colonization event of elasmobranchs as hosts.

**CAIRA, J.N. & JENSEN, K. (2015):** Insights on the identities of sharks of the *Rhizoprionodon acutus* (Elasmobranchii: Carcharhiniformes) species complex based on three new species of *Phoreiobothrium* (Cestoda: Onchoproteocephalidea). *Zootaxa*, 4059 (2): 335–350

**New species:** *Phoreiobothrium jahki*, *Phoreiobothrium nadiae*, *Phoreiobothrium swaki*

**Abstract:** Recent molecular work on milk sharks (*Rhizoprionodon acutus* [Rüppell]) suggests that, rather than a single widely distributed species, *R. acutus* represents a complex of four narrowly distributed cryptic species. Examination of the cestodes in three of the four members of that complex globally led to the discovery and description of three new species in the onchoproteocephalidean genus *Phoreiobothrium* Linton, 1889. The host associations and geographic distributions of the new

species are fully congruent with the geographic distributions and species boundaries inferred for the sharks from molecular data: *Phoreiobothrium jahki* n. sp. parasitizes *Rhizoprionodon cf. acutus* 3 off Borneo, *P. nadiae* n. sp. parasitizes *R. cf. acutus* 1 off Senegal, and *P. swaki* n. sp. parasitizes *R. cf. acutus* 2 off northern Australia. The new cestodes differ from one another and from their 11 valid congeners in morphological features such as sublocular configuration and number, hook size, and testis number. Given the notoriously oioxenous nature of elasmobranch-hosted onchoproteocephalidean cestodes, these results provide further support for recognition of the milk shark species complex. This work also raises questions about the *Phoreiobothrium* species reported in cursory descriptions from India; further examination of these cestodes is key because they are potentially hosted by the fourth member of the *R. acutus* complex. To encourage future taxonomic work on the morphology of sharks in this complex, comparative photographs of representatives of the four potential host species are provided.

**CHERO, J.D. & CRUCES, C.L. & IANACONE, J. & SANCHEZ, L. & MINAYA, D. & SAEZ, G. & ALVARINO, L. (2016):** *Monocotyle luquei* n. sp. (Monogenea: Monocotylidae), from the gills of diamond stingray *Dasyatis dipterura* (Jordan and Gilbert, 1880) (Myliobatiformes: Dasyatidae), in the South Pacific. *Acta Parasitologica*, 61 (4): 713-719

**New species:** *Monocotyle luquei*

**Abstract:** *Monocotyle luquei* n. sp. (Monogenea: Monocotylidae) was described from gills of diamond stingray *Dasyatis dipterura* (Jordan and Gilbert, 1880) (Dasyatidae) off Peru. The new species can be differentiated from the other species of the genus by the combination of the following characteristics: (1) accessory sclerites on the dorsal posterior surface of the body absent, (2) only one testis is present, (3) 1-2 loops in the copulatory organ, (4) the male copulatory organ with a sclerotized accessory piece, (5) shape of five sclerites in marginal papillae, (6) size of anchor and (7) posterolateral septa bifurcated. This is the first record of species of *Monocotyle* Taschenberg, 1878 from the southern Pacific.

**CURRAN, S.S. & PHILLIPS, A.J. & OVERSTREET, R.M. & BENZ, G.W. & HENNINGSEN, A.D. (2016):** *Austrobdella cairae* n. sp., an Oioxenous Marine Leech (Clitellata: Piscicolidae) from the Banded Guitarfish, *Zapteryx exasperata*, in the Northeastern Pacific Ocean. *Journal of Parasitology*, 102 (2): 179-186

**New species:** *Austrobdella cairae*

**Abstract:** A new marine leech is herein described from specimens infecting the external surfaces, including the mouth and cloaca, of the banded guitarfish, *Zapteryx exasperata*, captured in the Gulf of California and eastern Pacific Ocean off the coast of San Diego, California. The leech is assigned to *Austrobdella* by possessing continuous contractile coelomic channels that lie outside the somatic musculature along the lateral edges of the urosome (marginal lacunae), clitellar gland cells densely packed in the urosome, 5 pairs of testisacs, and 6-annulate mid-body somites. The new leech is distinguished from its 6 congeners on the basis of body size (maximum 10 mm long) and shape (sub-cylindrical trachelosome distinctly demarcated from wider urosome that is ventrally flattened, convex dorsally, and narrowing toward caudal sucker that is narrow, 20–25% of maximum body width), number of eyespots (2 pairs), shape and arrangement of the ovisacs (pyriform and limited to somites XII/XIII), and characteristics of the midgut (1 pair of mycetomes, 6 pairs of simple thin-walled crop ceca, ventral postceca wanting, and 2 pairs of dendritic diverticula emerging from anterior portion of thick-walled intestine). The new species occurs in the northeastern Pacific Ocean on a benthic elasmobranch. Examination of host specificity for each *Austrobdella* species using the quantitative Index of Phylogenetic Host Specificity revealed that the new species is 1 of 4 oioxenous specialists in the genus, and the remaining 3 congeners are relative generalists herein classified as euryxenous. This is the first time host specificity for members of the Piscicolidae has been quantitatively assessed. The analysis suggests that associations between marine leeches belonging in *Austrobdella* and their vertebrate hosts are driven by ecological influences rather than host taxonomic placement.



**DIPPENAAR, S.M. (2016):** *Schistobrachia kabata* sp. nov. (Siphonostomatoidea: Lernaepodidae) from rajiform hosts off South Africa. *Zootaxa*, 4174 (1): 104-113

**New species:** *Schistobrachia kabata*

**Abstract:** The genus *Schistobrachia* Kabata, 1964 (Lernaepodidae: Siphonostomatoidea) currently accommodates five species of which two infect holocephalans and three utilize elasmobranchs. Kensley & Grindley (1973) reported three females from "*Dipturus batis*" (Linnaeus, 1758) collected in Table Bay, South Africa, which they assigned to *S. ramosa* (Krøyer, 1863), a species previously known only from the North Atlantic. Re-examination of these specimens (labelled *Charopinus ramosus* Krøyer, 1863 and deposited in the Iziko South African Museum) and additional *Schistobrachia* material newly collected from the gills of various Rajiformes off the South African west and south coasts, showed that Kensley & Grindley's (1973) earlier record of *S. ramosa* was misidentified and in reality represents a distinct species, *S. kabata* sp. nov. Both sexes of the new species are described using light and/or scanning electron microscopy.

**GOLESTANINASAB, M. & MALEK, M. (2016):** Two new species of *Rhinebothrium* (Cestoda: Rhinebothriidea) from granulated guitarfish *Glaucostegus granulatus* in the Gulf of Oman. *Journal of Helminthology*, 90 (4): 441-454

**New species:** *Rhinebothrium kruppi*, *Rhinebothrium persicum*

**Abstract:** During a study of the rhinebothriideans of rays in the Gulf of Oman, two new species of *Rhinebothrium* Linton, 1890, *Rhinebothrium kruppi* sp. n. and *R. persicum* sp. n., were identified in *Glaucostegus granulatus* (Cuvier). Some significant features that distinguish *R. kruppi* sp. n. from *R. persicum* sp. n. include: scolex characteristics (hinged with 42-46 loculi vs. fusiform with 68-62 loculi), number of testes (4-5 vs. 20-27), genital pore position (61.1-76.9% of proglottid length vs. 47.2-63.3%), ovarian morphology (lobulated vs. follicular), cirrus-sac expansion (past midline of proglottid vs. limited to poral side of proglottid), vas deferens configuration (spanning posteriorly to near ovarian isthmus vs. to the level of ovarian anterior margins) and details of microthrix morphology. In addition, a combination of the aforementioned characteristics can be used to distinguish these two new species from other valid species of *Rhinebothrium*. These are the first species of rhinebothriidean cestodes to be described systematically from the Gulf of Oman, Iran. The two new species reported here increase the number of valid species of *Rhinebothrium* to 43.

**IRIGOITIA, M.M. & CHISHOLM, L.A. & TIMI, J.T. (2016):** A new species of *Dendromonocotyle* Hargis, 1955 (Monogenea: Monocotylidae) from the skin of *Zearaja chilensis* (Guichenot) (Rajiformes: Rajidae) from the Argentine Sea. *Systematic Parasitology*, 93 (4): 367-374

**New species:** *Dendromonocotyle rajidicola*

**Abstract:** *Dendromonocotyle rajidicola* n. sp. is described from the dorsal surface of the yellownose skate *Zearaja chilensis* (Guichenot) (Rajiformes) caught on the Argentine shelf. *Dendromonocotyle rajidicola* n. sp. can be distinguished from the other 17 species in the genus by the morphology of the distal portion of the male copulatory organ and by the unique morphology of the sclerotised proximal portion of the vagina. This is the first species of *Dendromonocotyle* to be described from a host in the Rajiformes and also the first record of this genus in the southwestern Atlantic Ocean.

**KEARN, G. & WHITTINGTON, I. & CHISHOLM, L. & EVANS-GOWING, R. (2016):** A new species of *Acanthocotyle* Monticelli, 1888 (Platyhelminthes: Monogenea: Acanthocotylidae) from the ventral skin

of the banded stingaree, *Urolophus cruciatus* (Lacepede, 1804), from Tasmania, Australia. *Acta Parasitologica*, 61 (3): 607-613

**New species:** *Acanthocotyle urolophi*

**Abstract:** *Acanthocotyle urolophi* sp. nov. is described from the skin of the banded stingaree, *Urolophus cruciatus* (Lacepede, 1804). This is the first acanthocotylid to be described from Australian waters. *Acanthocotyle urolophi* sp. nov. is distinguished from other species of *Acanthocotyle* by a combination of the number of vitelline follicles 38 (33-46) and the number of rows 35 (32-37) of sclerites on the pseudohaptor. In addition, *Acanthocotyle urolophi* sp. nov. has no germarial appendix and no uterine "arm". A uterine receptaculum seminis was not identified in whole mounts. There is no penis papilla and no penis sclerite associated with the male reproductive opening. A brief description of the larva is provided. The diagnosis of the Acanthocotylidae Price, 1936 is amended and we review the Allacanthocotylinae Yamaguti, 1963, Lophocotylinae Yamaguti, 1963 and Pseudacanthocotylinae Yamaguti, 1963. We deem that these subfamilies are invalid and that the family now comprises only the subfamily Acanthocotylinae and the genus *Acanthocotyle*. The validity of species previously assigned to the Acanthocotylidae (sensu Yamaguti, 1963) is discussed and a key to what we consider to be the valid species in the family is also provided.

**KHEDDAM, H. & JUSTINE, J.L. & TAZEROUTI, F. (2016):** Hexabothriid monogeneans from the gills of deep-sea sharks off Algeria, with the description of *Squalonchocotyle euzeti* n. sp. (Hexabothriidae) from the kitefin shark *Dalatias licha* (Euselachii, Dalatiidae). *Helminthologia*, 53 (4): 354-362

**New species:** *Squalonchocotyle euzeti*

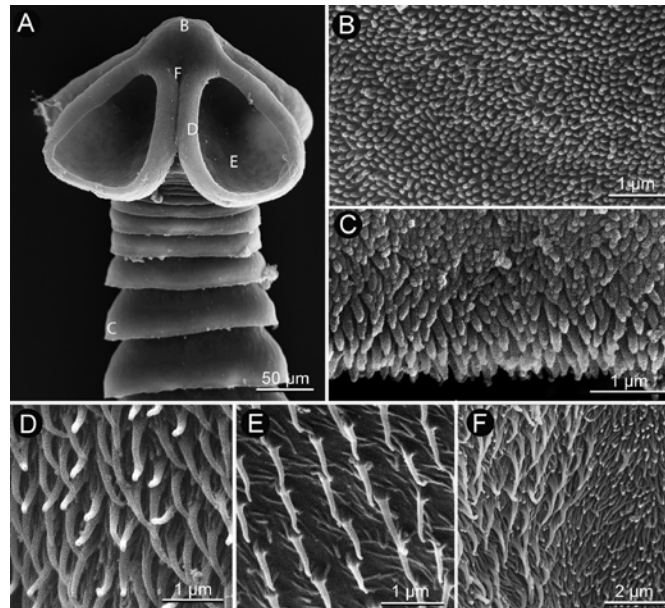
**Abstract:** Sharks (765 specimens from ten species) from the Mediterranean Sea off Algiers, Algeria, were examined for the presence of gill monogeneans. The following deep-sea sharks were investigated from 2009 to 2015: *Centrophorus granulosus* (27 specimens); *Centrophorus uyato* (39); *Etmopterus spinax* (67); *Somniosus rostratus* (19); *Galeus melanostomus* (189); *Scyliorhinus canicula* (261), *Hexanchus griseus* 3), and *Dalatias licha* (100). In addition, two pelagic shark species were examined: *Alopias vulpinus* (7), and *Prionace glauca* (53). Only two species of gill monogeneans were found. *Protocotyle grisea* (Cerfontaine, 1899) Euzet et Maillard, 1974 was found on its type-host *Hexanchus griseus*; comparative measurements are provided, and Algeria is a new geographic record. *Squalonchocotyle euzeti* n. sp. from *Dalatias licha* is described here. We found that the species of *Squalonchocotyle* Cerfontaine, 1899 can be separated into two groups, according to body size. Small-bodied species include 7 species. Large-bodied species (body > 20mm) include *S. borealis* (Van Beneden, 1853), *S. laymani* Yamaguti, 1958 and *S. euzeti* n. sp.; the latter is distinguished from the two other species by a characteristically slender body. A sequence of Cytochrome Oxidase Type I (COI) gene, potentially useful for barcoding, was obtained for *S. euzeti* n. sp. and is the first for the family Hexabothriidae.

**KOONTZ, A. & CAIRA, J.N. (2016):** Emendation of *Carpobothrium* ("Tetraphyllidea") from Bamboosharks (Orectolobiformes: Hemiscylliidae) with Redescription of *Carpobothrium chiloscyllyi* and Description of a New Species from Borneo. *Comparative Parasitology*, 83 (2): 149-161

**New species:** *Carpobothrium eleanorae*

**Abstract:** Collection of new material from the bamboosharks *Chiloscyllium indicum* (Gmelin, 1789) and *Chiloscyllium hasseltii* Bleeker, 1852, from Indonesian and Malaysian Borneo prompted reevaluation of the identity and host associations of the cestode genus *Carpobothrium* Shipley and Hornell, 1906. Light microscopical examination of whole mounts, histological sections, and egg preparations, in combination with scanning electron microscopy of scoleces, led to redescription of the type species *Carpobothrium chiloscyllyi* Shipley and Hornell, 1906, from *Ch. indicum*, as well as description of a new species from *Ch. hasseltii*. The proglottid anatomy of *C. chiloscyllyi* is described for the first time. The genus was confirmed to exhibit pouch-like bothridia with relatively small anterior and posterior flaps that have a tendency to retract into the bothridial pouches, testes that are entirely pre-poral, a uterus that extends only to the cirrus sac, and a vas deferens that coils posterior to the cirrus sac. Although not previously reported for the genus, both species were determined to possess an apical sucker on the anterior margin of the anterior bothridial flap. The posterior coiling of the vas deferens allowed free gravid proglottids of the new *Carpobothrium* species to be distinguished from those of *Yorkeria* Southwell, 1927, and to determine that, while eggs of the former are spherical with bipolar filaments, those of the latter are spindle-shaped with unipolar filaments. Examination of some of Southwell's material identified as *C. chiloscyllyi* from the batoid hosts *Urogymnus asperrimus* Bloch and Schneider, 1801 and *Rhynchobatus djeddensis* Forsskål, 1775, in Sri Lanka, confirmed evidence


from molecular work suggesting that these cestodes, which also bear pouch-like bothridia, represent a distinct group of cestodes from those parasitizing bamboosharks. This work both confirms the association of *Carpobothrium* species with sharks of the genus *Chiloscyllium* Müller and Henle, 1837, and paves the way for establishment of a novel genus for the taxa parasitizing batoids.



**MUTTI, L.D. & IVANOV, V.A. 2016:** A new species of *Paraberrapex* Jensen, 2001 (Cestoda: Lecanicephalidea) from *Squatina guggenheim* Marini (Squatiniformes: Squatinidae) off Argentina. *Folia Parasitologica*, 63: 007

**New species:** *Paraberrapex atlanticus*

**Abstract:** *Paraberrapex atlanticus* sp. n. (Cestoda: Lecanicephalidea) is described from the spiral intestine of the angel shark *Squatina guggenheim* Marini from coastal waters off Buenos Aires Province, Argentina. *Paraberrapex atlanticus* sp. n. can be distinguished from the only species described in the genus, *P. manifestus* Jensen, 2001 in having cocoons 5–6 times longer with more eggs per cocoon, the extension of the uterine duct, the distribution of vitelline follicles, and the size and density of microtriches on the bothridial surfaces. The presence of *P. atlanticus* sp. n. in *S. guggenheim* confirms the specificity of *Paraberrapex* Jensen, 2001 for squatiniform sharks.

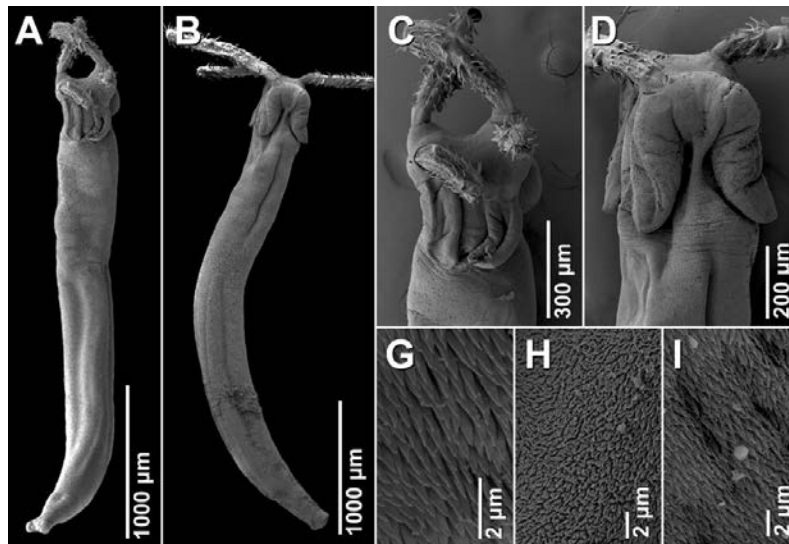


REYDA, F.B. & HEALY, C.J. & HASLACH, A.R. & RUHNKE, T.R. & APRILL, T.L. & BERGMAN, M.P. & DAIGLER, A.L. & DEDRICK, E.A. & DELGADO, I. & FORTI, K.S. & HERZOG, K.S. & RUSSELL, R.S. & WILLSEY, D.D. (2016): A new genus of rhinebothriidean cestodes from batoid elasmobranchs, with the description of five new species and two new combinations. *Folia Parasitologica*, 63: 038

**New genus:** *Stillabothrium*

**New species:** *Stillabothrium ashleya*, *Stillabothrium davidcynthiaorum*, *Stillabothrium campbelli*, *Stillabothrium hyphantoseptum*, *Stillabothrium jeanfortiae*

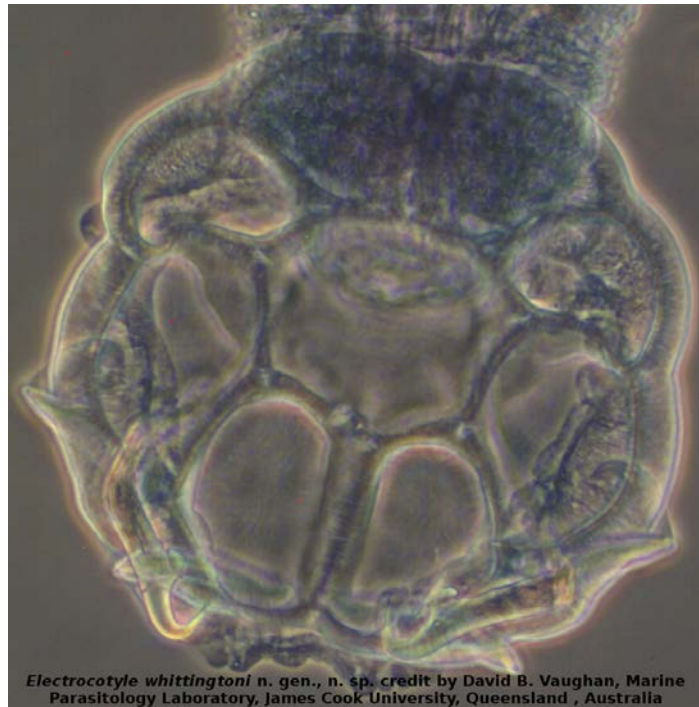
**Abstract:** Survey work of batoid elasmobranchs in the eastern Atlantic and Indo-Pacific revealed multiple species of a new genus of cestode. *Stillabothrium* Healy et Reyda gen. n. (Rhinebothriidea: Escherbothriidae) is unique in its possession of an even number of non-medial longitudinal septa in the posterior portion of the bothridia, resulting in a series of loculi that are longer than wide (i.e. vertically oriented) and are arranged in columns. Five new species of *Stillabothrium* are described, *S. ashleyae* Willsey et Reyda sp. n., *S. davidcynthiaorum* Daigler et Reyda sp. n., *S. campbelli* Delgado, Dedrlick et Reyda sp. n., *S. hyphantoseptum* Herzog, Bergman et Reyda sp. n., *S. jeanfortiae* Forti, Aprill et Reyda sp. n., and two species are formally transferred to the genus, *S. amuletum* (Butler, 1987) comb. n., and *S. cadenati* (Euzet, 1954) comb. n., the latter of which is redescribed. The species differ in the configuration of the other bothridial septa and in proglottid anatomy. Species of *Stillabothrium* were found parasitising a total of 17 species of batoid elasmobranchs of the genera *Dasyatis* Rafinesque, *Glaucostegus* Bonaparte, *Himantura* Müller et Henle, *Pastinachus* Rüppell, *Rhinobatos* Linck and *Zanobatus* Garman, including several host species that are likely new to science. A phylogenetic hypothesis based on Bayesian analysis of 1 084 aligned positions of the D1-D3 region of 28S rDNA for 27 specimens representing 10 species of *Stillabothrium* and two outgroup species supported the monophyly of *Stillabothrium*. These results also supported morphologically determined species boundaries in all cases in which more than one specimen of a putative species was included in the analysis. Host specificity appears to vary across species of *Stillabothrium*, with the number of host species parasitised by each species of *Stillabothrium* ranging from one to four. The geographic distribution of species of *Stillabothrium* spans the eastern Hemisphere, including the eastern Atlantic (coastal Senegal) and several locations in the Indo-Pacific (coastal Vietnam, Borneo and Australia). In addition, *Phyllobothrium biacetabulatum* Yamaguti, 1960 is formally transferred into family Escherbothriidae, although its generic placement remains uncertain (species *incertae sedis*).



**SCHAEFFNER, B.C. (2016):** Review of the genus *Shirleyrhynchus* Beveridge & Campbell, 1988 (Trypanorhyncha: Shirleyrhynchidae), with the resurrection of *S. butlerae* Beveridge & Campbell, 1988 and the description of *S. panamensis* n. sp. *Systematic Parasitology*, 93 (5): 413-430

**New species:** *Shirleyrhynchus panamensis*

**Abstract:** A new species of trypanorhynch cestode is described from two species of stingrays, the Panamic stingray *Urotrygon aspidura* (Jordan & Gilbert) and the Pacific chupare *Himantura pacifica* (Beebe & Tee-Van) collected in the Golfo de Montijo in the Eastern Pacific Ocean off the coast of Panama. *Shirleyrhynchus panamensis* n. sp. represents an important addition to the family, which until now consisted of two monotypic genera. The new species is characterised by an elongate scolex with four, ovate bothria, presence of prebulbar organs, absence of gland cells within the muscular bulbs and an oncotaxy with a typical heteroacanthous, heteromorphous tentacular armature, a characteristic basal armature and the presence of a slight basal swelling. It is readily distinguished from its congeners by a smaller scolex and features of the oncotaxy, such as dissimilar hooks on opposing principle rows, a commencement of hook rows from the bothrial to the antibothrial surface and a much shorter basal armature. Although described only on the basis of immature worms lacking a strobila, the new species adds information on features of the oncotaxy within *Shirleyrhynchus* Beveridge & Campbell, 1988. Observation of the holotype of *Shirleyrhynchus aetobatidis* (Shiple & Hornell, 1906) revealed apparent differences from Australian specimens that have been described as *Shirleyrhynchus butlerae* Beveridge & Campbell, 1988 but which were later synonymised. Observations of type-specimens of *S. butlerae* also revealed differences from the original description and some morphological characteristics are amended. *Shirleyrhynchus butlerae* is herein resurrected and an amended generic diagnosis and a key to the identification of species are provided. The molecular voucher specimen of '*S. aetobatidis*' utilised in previous molecular phylogenetic studies was re-observed which revealed a misidentification of the specimen with *Parachristianella indonesiensis* Palm, 2004.



**VAUGHAN, D.B. & CHISHOLM, L.A. & HANSEN, H. (2016):** *Electrocotyle whittingtoni* n. gen., n. sp. (Monogenea: Monocotylidae: Heterocotylinae) from the gills of a captive onefin electric ray, *Narke capensis* (Narkidae) at Two Oceans Aquarium, Cape Town, South Africa. *Parasitology Research*, 115 (9): 3575-3584

**New species:** *Electrocotyle whittingtoni*

**New genus:** *Electrocotyle*

**Abstract:** *Electrocotyle whittingtoni* n. gen., n. sp. (Monogenea: Monocotylidae) is described from the gills of a captive female onefin electric ray, *Narke capensis*, collected for exhibition at Two Oceans Aquarium in Cape Town, South Africa. *Electrocotyle* n. gen. is most similar to the heterocotylinae genera *Heterocotyle* and *Potamostrygonocotyle* but could not be accommodated easily in either of these groups. The new genus is characterised by a haptor with one central and eight peripheral loculi, four unsclerotised structures on the dorsal surface of the haptor, a single unsclerotised non-sinuous ridge on the ventral surface of the haptor septa, large hamuli with a long handle and reduced guard, a vagina with sclerotised walls, and tetrahedral eggs. Molecular phylogenetic analyses based on 28S sequences strongly support the separate genus status of *Electrocotyle* n. gen. and thus support our morphological conclusion. The Heterocotylinae is amended to accommodate the new genus, and the new species is fully described and illustrated herein. This is the first record of a monocotylid from the Narkidae. *Electrocotyle whittingtoni* n. gen. n. sp. is considered potentially pathogenic given its negative impact on the health of its captive host kept in the quarantine facility at Two Oceans Aquarium.

**YANG, C.P. & SUN, Y. & ZHI, T.T. & IWAKI, T. & REYDA, F.B. & YANG, T.B. (2016):** Two new and one redescribed species of *Acanthobothrium* (Cestoda: Onchoproteocephalidea: Onchobothriidae) from *Dasyatis akajei* (Myliobatiformes: Dasyatidae) in the China Sea. *Zootaxa*, 4169 (2): 286-300

**New species:** *Acanthobothrium ningdense*, *Acanthobothrium guanghaiense*

**Abstract:** *Acanthobothrium ningdense* n. sp. and *Acanthobothrium guanghaiense* n. sp. are described from the spiral intestine of the whip stingray, *Dasyatis akajei* (Muller & Henle). *Acanthobothrium ningdense* n. sp. is reported based on 38 cestode specimens collected at five locations along the Chinese coast, i.e. Taizhou, Zhejiang Province, Ningde and Xiamen, Fujian Province, Taishan, Guangdong Province and Sanya, Hainan Province between 2012 and 2015. *Acanthobothrium ningdense* n. sp. belongs to the "species category 4" characterised by Ghoshroy & Caira. Among category 4 *Acanthobothrium* species, *A. ningdense* n. sp. most closely resembles *A. micracantha* Yamaguti, 1952 and *A. latum* Yamaguti, 1952, both from the same host species. *Acanthobothrium ningdense* n. sp. differs from *A. micracantha* by lacking a long robust hook handle that connects the bases of medial and lateral hooks, and from *A. latum* by having much longer axial prongs than abaxial



prongs. *Acanthobothrium guanghaiense* n. sp., only found in Taishan, Guangdong Province in 2014, is a category 2 *Acanthobothrium* species. Among category 2, *A. guanghaiense* n. sp. most closely resembles *A. semnovesiculum* Verma, 1928, but can be differentiated from it by the arrangement of testes (in two staggered columns rather than in two tandem columns), and the shape of abaxial prong (nearly straight instead of with a conspicuous curve in the proximal portion). *Acanthobothrium macrocephalum* Wang & Yang, 2001 is redescribed based on new specimens collected from *D. akajei* in Guanghai and Sanya. With this study, the total number of *Acanthobothrium* species reported from *D. akajei* is brought to nine. It is possible that some of the species of *Acanthobothrium* previously reported from *D. akajei* not encountered in this study may have geographically restricted distributions, as was observed here for *A. guanghaiense* n. sp.

### 3.5 Distribution

- BAÑÓN, R. & ARRONTE, J.C. & RODRIGUEZ-CABELLO, C. & PIÑEIRO, C.-G. & PUNZON, A. & SERRANO, A. (2016)** Commented checklist of marine fishes from the Galicia Bank seamount (NW Spain). *Zootaxa*, 4067 (3): 293-333 <http://dx.doi.org/10.11646/zootaxa.4067.3.2>
- BAŞUSTA, N. & BAŞUSTA, A. (2016)** New records of neonate and juvenile sharks (Heptranchias perlo, Squatina aculeata, Etmopterus spinax) from the North-eastern Mediterranean Sea. *Marine Biodiversity*, 46 (2): 525-527 <http://dx.doi.org/10.1007/s12526-015-0391-z>
- BISHOP, J.M. & MOORE, A.B.M. & ALSAFFAR, A.H. & ABDUL GAFFAR, A.R. (2016)** The distribution, diversity and abundance of elasmobranch fishes in a modified subtropical estuarine system in Kuwait. *Journal of Applied Ichthyology*, 32 (1): 75–82 <http://dx.doi.org/10.1111/jai.12980>
- BRANCO-NUNES, I.S.L. & ALBUQUERQUE, F.V. & NUNES, D.M. & OLIVEIRA, P.G.V. & HAZIN, F.H.V. (2016)** First record of predation between Dasyatis species. *Journal of Fish Biology*, 89 (4): 2178-2181 <http://dx.doi.org/10.1111/jfb.13091>
- CARTAMIL, D. & WRAITH, J. & WEGNER, N.C. & KACEV, D. & LAM, C.H. & SANTANA-MORALES, O. & SOSA-NISHIZAKI, O. & ESCOBEDO-OLVERA, M. & KOHIN, S. & GRAHAM, J.B. & HASTINGS, P. (2016)** Movements and distribution of juvenile common thresher sharks *Alopias vulpinus* in Pacific coast waters of the USA and Mexico. *Marine Ecology Progress Series*, 548: 153-163 <http://dx.doi.org/10.3354/meps11673>
- CAVALCANTE, D.G. & GALLO, H. & DE SOUSA, O.M. & DE AZEVEDO, V.G. & SANCHES, E.G. (2016)** First record of Dystocia and reproductive aspects in Cownose ray (*Rhinoptera bonasus*). *Boletim Do Instituto De Pesca*, 42 (3): 710-718 <http://dx.doi.org/10.20950/1678-2305.2016v42n3p710>
- CONSOLI, P. & ESPOSITO, V. & BATTAGLIA, P. & ALTOBELLI, C. & PERZIA, P. & ROMEO, T. & CANESE, S. & ANDALORO, F. (2016)** Fish Distribution and Habitat Complexity on Banks of the Strait of Sicily (Central Mediterranean Sea) from Remotely-Operated Vehicle (ROV) Explorations. *Plos One*, 11 (12): e0167809 <http://dx.doi.org/10.1371/journal.pone.0167809>
- CORGOS, A. & ROSENDE-PEREIRO, A. (2016)** First record of the whitetip reef shark, *Triaenodon obesus* from the coast of Jalisco, western Mexico mainland. *Marine Biodiversity Records*, 9: 66 <http://dx.doi.org/10.1186/s41200-016-0069-7>
- CUEVAS, J.M. & GARCÍA, M. (2016)** First record of bigeye thresher shark (*Alopias superciliosus* Lowe, 1841) and new record of thresher shark [*Alopias vulpinus* (Bonnaterre, 1788)] (Chondrichthyes, Alopiidae) from Argentina. *Journal of Applied Ichthyology*, 32 (1): 123-125 <http://dx.doi.org/10.1111/jai.12945>
- CUNY, G. & KRISTENSEN, J.B. & STEMMERIK, L. (2016)** First record of *Lagarodus* (Chondrichthyes: Euchondrocephali) from the Carboniferous of Svalbard, Arctic Norway. *Norwegian Journal of Geology*, 96 (1): 1-5 <http://dx.doi.org/10.17850/njg96-1-01>
- DOLGANOV, V.N. & GINANOVA, T.T. (2016)** Pseudocarchariidae, a family of lamnoid sharks that are new to the fauna of Russia. *Russian Journal of Marine Biology*, 42 (1): 100-101 <http://dx.doi.org/10.1134/S1063074016010077>
- DOMINGO, A. & COELHO, R. & CORTES, E. & GARCIA-CORTES, B. & MAS, F. & MEJUTO, J. & MILLER, P. & RAMOS-CARTELLE, A. & SANTOS, M.N. & YOKAWA, K. (2016)** Is the tiger shark *Galeocerdo cuvier* a coastal species? Expanding its distribution range in the Atlantic Ocean using at-sea observer data. *Journal of Fish Biology*, 88 (3): 1123-1128 <http://dx.doi.org/10.1111/jfb.12887>
- DUFFY, C. & VOGIATZIS, A. (2016)** First record of the sicklefin devilray *Mobula tarapacana* (Myliobatiformes: Mobulidae) from Australian waters. *Zootaxa*, 4126 (1): 141–145 <http://dx.doi.org/10.11646/zootaxa.4126.1.9>
- FEITOSA, L.M. & MARTINS, A.P.B. & NUNES, J.L.S. (2016)** New record of *Carcharhinus leucas* (Valenciennes, 1839) in an equatorial river system. *Marine Biodiversity Records*, 9: 87 <http://dx.doi.org/10.1186/s41200-016-0094-6>

- FRANCIS, M.P. (2016)** Distribution, habitat and movement of juvenile smooth hammerhead sharks (*Sphyrna zygaena*) in northern New Zealand. *New Zealand Journal of Marine and Freshwater Research*, 50 (4): 506-525 <http://dx.doi.org/10.1080/00288330.2016.1171244>
- GEELHOED, S.C.V. & JANINHOFF, N. & VERDAAT, J.P. (2016)** First visual record of a living basking shark *Cetorhinus maximus* in the Caribbean Sea. *Caribbean Journal of Science*, 49 (1): 76-78 <http://dx.doi.org/10.18475/cjos.v49i1.a7>
- HORN, P.L. (2016)** Biology of the New Zealand carpet shark *Cephaloscyllium isabellum* (Scyliorhinidae). *Journal of Ichthyology*, 56 (3): 336-347 <http://dx.doi.org/10.1134/S0032945216030048>
- IQBAL, M. & YUSTIAN, I. (2016)** Occurrence of the giant freshwater stingray *Urogymnus polylepis* in Sumatra, Indonesia (Chondrichthyes: Dasyatidae). *Ichthyological Exploration of Freshwaters*, 27 (4): 333-336
- KLIPPEL, S. & AMARAL, S. & VINHAS, L. (2016)** Development and evaluation of species distribution models for five endangered elasmobranchs in southwestern Atlantic. *Hydrobiologia*, 779 (1): 11-33 <http://dx.doi.org/10.1007/s10750-016-2796-5>
- LUCIFORA, L.O. & BARBINI, S.A. & LLAMAZARES VEGH, S. & SCARABOTTI, P.A. & VARGAS, F. & SOLARI, A. & MABRAGAÑA, E. & DÍAZ DE ASTARLOA, J.M. (2016)** Geographic distribution of the short-tailed river stingray (*Potamotrygon brachyura*): assessing habitat loss and fishing as threats to the world's largest obligate freshwater elasmobranch. *Marine and Freshwater Research*, 67 (10): 1463-1478 <http://dx.doi.org/10.1071/MF15003>
- MOORE, A.B. & HENDERSON, A.C. & FARRELL, E.D. & WEEKES, L.B. (2016)** Biological data from a data-deficient shark: the Arabian smoothhound *Mustelus mosis* (Carcharhiniformes: Triakidae). *Journal of Fish Biology*, 88 (6): 2303-2307 <http://dx.doi.org/10.1111/jfb.12979>
- OHSHIMO, S. & FUJINAMI, Y. & SHIOZAKI, K. & KAI, M. & SEMBA, Y. & KATSUMATA, N. & OCHI, D. & MATSUNAGA, H. & MINAMI, H. & KIYOTA, M. & YOKAWA, K. (2016)** Distribution, body length, and abundance of blue shark and shortfin mako offshore of northeastern Japan, as determined from observed pelagic longline data, 2000-2014. *Fisheries Oceanography*, 25 (3): 259-276
- OROZCO-VELÁSQUEZ, D.M. & GÓMEZ-DELGADO, F. (2016)** New record of *Squalus cubensis* Howell Rivero, 1936 (Chondrichthyes, Squalidae) in Colombia. *Universitas Scientiarum*, 21 (2): 159-166 <http://dx.doi.org/10.11144/Javeriana.SC21-2.nros>
- POSSATTO, F.E. & BROADHURST, M.K. & SPACH, H.L. & WINEMILLER, K.O. & MILLAR, R.B. & SANTOS, K.M. & LAMOUR, M.R. (2016)** Mapping the spatio-temporal distribution of threatened batoids to improve conservation in a subtropical estuary. *Journal of Fish Biology*, 89 (1): 1098-1104 <http://dx.doi.org/10.1111/jfb.129722016>
- REICHERT, A.N. & LUNDSTEN, L. & EBERT, D.A. (2016)** First North Pacific records of the pointy nosed blue chimaera, *Hydrolagus cf. trolli* (Chondrichthyes: Chimaeriformes: Chimaeridae). *Marine Biodiversity Records*, 9: 90 <http://dx.doi.org/10.1186/s41200-016-0095-5>
- ROSHITH, C.M. & MANNA, R.K. & SURESH, V.R. & PANDA, D. & SHARMA, A.P. & CHOWDHURY, A.R. & MUKHERJEE, M. & BANIK, S.K. (2016)** Electric ray *Narcine timlei* (Torpediniformes: Narcinidae) from Chilika lagoon, Odisha, India. *Current Science*, 110 (8): 1408-1410
- SAKALLI, A. & YUCEL, N. & CAPAPÉ, C. (2016)** Confirmed occurrence in the Mediterranean Sea of *Mobula japonica* (Müller & Henle, 1841) with a first record off the Turkish coasts. *Journal of Applied Ichthyology*, 32 (6): 1232-1234 <http://dx.doi.org/10.1111/jai.13218>
- SGUOTTI, C. & LYNAM, C.P. & GARCÍA-CARRERAS, B. & ELLIS, J.R. & ENGELHARD, G.H. (2016)** Distribution of skates and sharks in the North Sea: 112 years of change. *Global Change Biology*, 22 (8): 2729-2743 <http://dx.doi.org/10.1111/gcb.13316>
- STEHMANN, M.F.W. & VAN OIJEN, M. & KAMMINGA, P. (2016)** Re-description of the rare taillight shark *Euprotomicroides zantedeschia* (Squaliformes, Dalatiidae), based on third and fourth record from off Chile *Cybium*, 40 (3): 187-197
- STRAUBE, N. & LAMPERT, K.P. & GEIGER, M.F. & WEIß, J.D. & KIRCHHAUSER, J.X. (2016)** First record of second-generation facultative parthenogenesis in a vertebrate species, the whitespotted

bambooshark *Chiloscyllium plagiosum*. *Journal of Fish Biology*, 88 (2): 668-675  
<http://dx.doi.org/10.1111/jfb.12862>

**TREBERG, J.R. & SPEERS-ROESCH, B. (2016)** Does the physiology of chondrichthyan fishes constrain their distribution in the deep sea? *Journal of Experimental Biology*, 219 (5): 615-625  
<http://dx.doi.org/10.1242/jeb.128108>

**VASCO-RODRIGUES, N. & FONTES, J. & BERTONCINI, Á.A. (2016)** Ten new records of marine fishes for São Tomé, West Africa. *Acta Ichthyologica Et Piscatoria*, 46 (2): 123–129  
<http://dx.doi.org/10.3750/AIP2016.46.2.09>

**VILLALOBOS, E. & MARTÍNEZ, A. & LAMBARRI, C. & ESPINOSA, H. (2016)** New record of *Zameus squamulosus* (Chondrichthyes: Squaliformes: Somniosidae) in the Southern Gulf of Mexico. *Marine Biodiversity Records*, 9: 61 <http://dx.doi.org/10.1186/s41200-016-0047-0>

**WEIGMANN, S. & VAZ, D.F.B. & WHITE, W.T. & CARVALHO, M.R. DE & THIEL, R. (2016)** Distribution and comments on the morphology of *Centroscymnus owstonii* Garman, 1906 (Squaliformes: Somniosidae), with focus on its occurrence in the Indian Ocean. *Marine Biodiversity*, 46 (3): 641–653 <http://dx.doi.org/10.1007/s12526-015-0413-x>

**YILDIZ, T. & YEMIŞKEN, E. & KARAKULAK, F.S. & UZER, U. & DALYAN, C. & ORAY, I.K. (2016)** A new record of dasytid fish from the Sea of Marmara: Tortonese's stingray, *Dasyatis tortonesei* Capapé, 1975 (Dasyatidae). *Journal of Applied Ichthyology*, 32 (4): 721–723  
<http://dx.doi.org/10.1111/jai.13087>

**ZANELLA, I. & LOPEZ-GARRO, A. & MCCOMB-KOBZA, D.M. & GOLFIN-DUARTE, G. & PEREZ-MONTERO, M. & MORALES, J. (2016)** First record of young-of-the-year Scalloped hammerhead shark, *Sphyrna lewini* (Carcharhiniformes: Sphyrnidae) from Isla del Coco National Park, Costa Rica. *Revista De Biología Tropical*, 64 (Suppl. 1): S201-S204

### 3.6 Reproduction

- ALEJO-PLATA, M.D. & AHUMADA-SEMPOAL, M.A. & GOMEZ-MARQUEZ, J.L. & GONZALEZ-ACOSTA, A. (2016)** Population structure and reproductive characteristics of the silky shark *Carcharhinus falciformis* (Muller & Henle, 1839) (Carcharhiniformes: Carcharhinidae) off the coast of Oaxaca, Mexico. *Latin American Journal of Aquatic Research*, 44 (3): 513-524  
<http://dx.doi.org/10.3856/vol44-issue3-fulltext-10>
- ARAÚJO, P.R. & ODDONE, M.C. & VELASCO, G. (2016)** Reproductive biology of the stingrays, *Myliobatis goodei* and *Myliobatis ridens* (Chondrichthyes: Myliobatidae), in southern Brazil. *Journal of Fish Biology*, 89 (1): 1043–1067 <http://dx.doi.org/10.1111/jfb.13015>
- BARRETO, R.R. & DE FARIAS, W.K.T. & ANDRADE, H. & SANTANA, F.M. & LESSA, R. (2016)** Age, Growth and Spatial Distribution of the Life Stages of the Shortfin Mako, *Isurus oxyrinchus* (Rafinesque, 1810) Caught in the Western and Central Atlantic. *PLoS ONE*, 11 (4): e0153062  
<http://dx.doi.org/10.1371/journal.pone.0153062>
- CABRERA, Y. & AGUILAR, C. & GONZALEZ-SANSON, G. & FERNANDO MARQUEZ-FARIAS, J. (2016)** Ocurrencia de una hembra preñada de tiburón mako *Isurus oxyrinchus* al noroeste de Cuba. [Occurrence of an *Isurus oxyrinchus* pregnant female to the northwest of Cuba.] *Latin American Journal of Aquatic Research*, 44 (1): 184-189 <http://dx.doi.org/10.3856/vol44-issue5-fulltext-21>
- CAVALCANTE, D.G. & GALLO, H. & DE SOUSA, O.M. & DE AZEVEDO, V.G. & SANCHES, E.G. (2016)** First record of Dystocia and reproductive aspects in Cownose ray (*Rhinoptera bonasus*). *Boletim Do Instituto De Pesca*, 42 (3): 710-718 <http://dx.doi.org/10.20950/1678-2305.2016v42n3p710>
- CHAVEZ, L.N. & TAMINI, L.L. & PEREZ COMESAÑA, J.E. & CHIARAMONTE, G.E. (2016)** Biología reproductiva del tiburón espinoso *Squalus acanthias* en Puerto Quequén, Provincia de Buenos Aires, Argentina. *Ciencia Pesquera*, 24: in press
- COLONELLO, J.H. & CORTÉS, F. & BELLEGGIA, M. & MASSA, A.M. (2016)** Reproductive and population parameters of spiny dogfish *Squalus acanthias* in the south-western Atlantic Ocean. *Journal of Fish Biology*, 88 (5): 1758-1775 <http://dx.doi.org/10.1111/jfb.12940>
- DEL MAR PEDREROS-SIERRA, T. & RAMÍREZ-PINILLA, M.P. (2016)** Reproductive system of females of the Magdalena river endemic stingray *Potamotrygon magdalenae*: Anatomical and functional aspects. *Journal of Morphology*, 277 (5): 680-697 <http://dx.doi.org/10.1002/jmor.20527>
- DELPANI, G. (2016)** Reproductive biology of the southern thorny skate *Amblyraja doellojuradoi* (Chondrichthyes, Rajidae). *Journal of Fish Biology*, 88 (4): 1413–1429  
<http://dx.doi.org/10.1111/jfb.12917>
- ESPIÑOZA, M. & HEUPEL, M.R. & TOBIN, A.J. & SIMPFENDORFER, C.A. (2016)** Evidence of Partial Migration in a Large Coastal Predator: Opportunistic Foraging and Reproduction as Key Drivers? *PLoS ONE*, 11 (2): e0147608 <http://dx.doi.org/10.1371/journal.pone.0147608>
- FINUCCI, B. & BUSTAMANTE, C. & JONES, E.G. & DUNN, M.R. (2016)** Reproductive biology and feeding habits of the prickly dogfish *Oxynotus bruniensis*. *Journal of Fish Biology*, 89 (5): 2345–2364  
<http://dx.doi.org/10.1111/jfb.13116>
- GAO, C.X. & DAI, X.J. & TIAN, S.Q. & WU, F. & ZHU, J.F. (2016)** Demographic analysis of the blue shark, *Prionace glauca*, in the North Atlantic Ocean. [Article in Chinese] *Yingyong Shengtai Xuebao*, 27 (2): 622-628
- GERAGHTY, P.T. & MACBETH, W.G. & WILLIAMSON, J.E. (2016)** Aspects of the reproductive biology of dusky, spinner and sandbar sharks (Family Carcharhinidae) from the Tasman Sea. *Marine and Freshwater Research*, 67 (4): 513-525 <http://dx.doi.org/10.1071/MF14228>
- HORN, P.L. (2016)** Biology of the New Zealand carpet shark *Cephaloscyllium isabellum* (Scyliorhinidae). *Journal of Ichthyology*, 56 (3): 336-347  
<http://dx.doi.org/10.1134/S0032945216030048>

- JOUNG, S.-J. & CHEN, N.-F. & HSU, H.-H. & LIU, K.-M. (2016)** Estimates of life history parameters of the oceanic whitetip shark, *Carcharhinus longimanus*, in the Western North Pacific Ocean. *Marine Biology Research*, 12 (7): 758-768 <http://dx.doi.org/10.1080/17451000.2016.1203947>
- KYNE, P.M. & COURTNEY, A.J. & JACOBSEN, I.P. & BENNETT, M.B. (2016)** Reproductive parameters of rhinobatid and urolophid batoids taken as by-catch in the Queensland (Australia) east coast otter-trawl fishery: rhinobatid and urolophid reproduction. *Journal of Fish Biology*, 89 (2): 1208-1226 <http://dx.doi.org/10.1111/jfb.13020>
- LTEIF, M. & MOUAWAD, R. & KHALAF, G. & LENFANT, P. & VERDOIT-JARRAYA, M. (2016)** Population biology of an endangered species: the common guitarfish *Rhinobatos rhinobatos* in Lebanese marine waters of the eastern Mediterranean Sea. *Journal of Fish Biology*, 88 (4): 1441–1449 <http://dx.doi.org/10.1111/jfb.12921>
- MAROUANI, S. & KADRI, H. & BRADAI, M.N. (2016)** First data on the age, growth and sexual maturity of the piked spurdog, *Squalus megalops* (Chondrichthyes: Squalidae), in the Gulf of Gabès (central Mediterranean Sea). *Marine and Freshwater Research*, 67 (5): 578-585 <http://dx.doi.org/10.1071/MF14356>
- MOORE, A.B. & HENDERSON, A.C. & FARRELL, E.D. & WEEKES, L.B. (2016)** Biological data from a data-deficient shark: the Arabian smoothhound *Mustelus mosis* (Carcharhiniformes: Triakidae). *Journal of Fish Biology*, 88 (6): 2303-2307 <http://dx.doi.org/10.1111/jfb.12979>
- PIERCY, A.N. & MURIE, D.J. & GELSLEICHTER, J.J. (2016)** Histological and morphological aspects of reproduction in the sandbar shark *Carcharhinus plumbeus* in the U.S. south-eastern Atlantic Ocean and Gulf of Mexico. *Journal of Fish Biology*, 88 (5): 1708–1730 <http://dx.doi.org/10.1111/jfb.12945>
- RIGBY, C.L. & DALEY, R.K. & SIMPFENDORFER, C.A. (2016)** Comparison of life histories of two deep-water sharks from eastern Australia: the piked spurdog and the Philippine spurdog. *Marine and Freshwater Research*, 67 (10): 1546-1561 <http://dx.doi.org/10.1071/MF15176>
- RIGBY, C.L. & WHITE, W.T. & SMART, J.J. & SIMPFENDORFER, C.A. (2016)** Life histories of two deep-water Australian endemic elasmobranchs: Argus skate *Dipturus polyommata* and eastern spotted gummy shark *Mustelus walkeri*. *Journal of Fish Biology*, 88 (3): 1149-1174 <http://dx.doi.org/10.1111/jfb.12891>
- ROLIM, F.A. & ROTUNDO, M.M. & VASKE-JÚNIOR, T. (2016)** Notes on the reproductive biology of the Brazilian electric ray *Narcine brasiliensis* (Elasmobranchii: Narcinidae). *Journal of Fish Biology*, 89 (1): 1105-1111 <http://dx.doi.org/10.1111/jfb.12778>
- ROMERO-CAICEDO, A.F. & GALVÁN-MAGAÑA, F. & HERNÁNDEZ-HERRERA, A. & CARRERA-FERNÁNDEZ, M. (2016)** Reproductive parameters of the Pacific angel shark *Squatina californica* (Selachii: Squatinidae). *Journal of Fish Biology*, 88 (4): 1430–1440 <http://dx.doi.org/10.1111/jfb.12920>
- SANTANDER-NETO, J. & ARAÚJO, M.L.G. & LESSA, R.P. (2016)** Reproductive biology of *Urotrygon microphthalmum* (Batoidea: Urotrygonidae) from north-eastern Brazil, tropical west Atlantic Ocean. *Journal of Fish Biology*, 89 (1): 1026–1042 <http://dx.doi.org/10.1111/jfb.12951>
- SATO, K. & NAKAMURA, M. & TOMITA, T. & TODA, M. & MIYAMOTO, K. & NOZU, R. (2016)** How great white sharks nourish their embryos to a large size: evidence of lipid histotrophy in lamnoid shark reproduction. *Biology Open*, 5: 1211-1215 <http://dx.doi.org/10.1242/bio.017939>
- SMALLEGANGE, I.M. & VAN DER OUDERAA, I.B.C. & TIBIRICA, Y. (2016)** Effects of yearling, juvenile and adult survival on reef manta ray (*Manta alfredi*) demography. *PeerJ*, 4: e2370 <http://dx.doi.org/10.7717/peerj.2370>
- SULIKOWSKI, J.A. & WHEELER, C.R. & GALLAGHER, A.J. & PROHASKA, B.K. & LANGAN, J.A. & HAMMERSCHLAG, N. (2016)** Seasonal and life-stage variation in the reproductive ecology of a marine apex predator, the tiger shark *Galeocerdo cuvier*, at a protected female-dominated site. *Aquatic Biology*, 24 (3): 175-184 <http://dx.doi.org/10.3354/ab00648>
- TAGLIAFICO, A. & EHEMANN, N. & RANGEL, M.S. & RAGO, N. (2016)** Exploitation and reproduction of the bullnose ray (*Myliobatis freminvillei*) caught in an artisanal fishery in La Pared, Margarita Island, Venezuela. *Fishery Bulletin*, 114 (2): 144–152 <http://dx.doi.org/10.7755/FB.114.2.2>

**TAYLOR, S.M. & HARRY, A.V. & BENNETT, M.B. (2016)** Living on the edge: latitudinal variations in the reproductive biology of two coastal species of sharks. *Journal of Fish Biology*, 89 (5): 2399-2418 <http://dx.doi.org/10.1111/jfb.13126>

**TRINNIE, F.I. & WALKER, T.I. & JONES, P.L. & LAURENSEN, L.J. (2016)** Reproductive cycle of *Urolophus cruciatus* in south-eastern Australia: Does the species exhibit obligate or facultative diapause? *Marine Biology*, 163: 226 <http://dx.doi.org/10.1007/s00227-016-2976-x>

**VARGHESE, S.P. & GULATI, D.K. & UNNIKRIISHNAN, N. & AYOOB, A.E. (2016)** Biological aspects of silky shark *Carcharhinus falciformis* in the eastern Arabian Sea. *Journal of the Marine Biological Association of the United Kingdom*, 96 (7): 1437-1447 <http://dx.doi.org/10.1017/s0025315415001575>

### 3.7 Diet

**BARBINI, S.A. & LUCIFORA, L.O. (2016)** Big fish (and a smallish skate) eat small fish: diet variation and trophic level of *Sympterygia acuta*, a medium-sized skate high in the food web. *Marine Ecology*, 37 (2): 283-293 <http://dx.doi.org/10.1111/maec.12273>

**BARBINI, S.A. & LUCIFORA, L.O. (2016)** Diet composition and feeding habits of the eyespot skate, *Atlantoraja cyclophora* (Elasmobranchii: Arhynchobatidae), off Uruguay and northern Argentina. *Neotropical Ichthyology*, 14 (3): e160032 <http://dx.doi.org/10.1590/1982-0224-20160032>

**BELLEGGIA, M. & ANDRADA, N. & PAGLIERI, S. & CORTÉS, F. & MASSA, A.M. & FIGUEROA, D.E. & BREMEC, C. (2016)** Trophic ecology of yellownose skate *Zearaja chilensis*, a top predator in the south-western Atlantic Ocean. *Journal of Fish Biology*, 88 (3): 1070–1087 <http://dx.doi.org/10.1111/jfb.12878>

**BURGESS, K.B. & COUTURIER, L.I.E. & MARSHALL, A.D. & RICHARDSON, A.J. & WEEKS, S.J. & BENNETT, M.B. (2016)** Manta birostris, predator of the deep? Insight into the diet of the giant manta ray through stable isotope analysis. *Royal Society Open Science*, 3 (11): 160717 <http://dx.doi.org/10.1098/rsos.160717>

**CARTES, J.E. & SOLER-MEMBRIVES, A. & STEFANESCU, C. & LOMBARTE, A. & CARRASSÓN, M. (2016)** Contributions of allochthonous inputs of food to the diets of benthopelagic fish over the northwest Mediterranean slope (to 2300 m). *Deep Sea Research Part I: Oceanographic Research Papers*, 109: 123-136 <http://dx.doi.org/10.1016/j.dsr.2015.11.001>

**DOMINGUES, R.R. & CALTABELLOTTA, F.P. & DE AMORIM, A.F. (2016)** Length–length and length–weight relationships of *Carcharhinus falciformis* and *C. signatus* (Carcharhinidae: Carcharhinus) caught by commercial fisheries in the Southwest Atlantic Ocean. *Regional Studies in Marine Science*, 6: 83–86 <http://dx.doi.org/10.1016/j.rsma.2016.03.014>

**ELIZABETH, R.P.N. & DE GUEVARA, G.C.L. & LOPEZ-HERRERA, D.L. & ALTAMIRANO-RAMIREZ, I.R. (2016)** Trophic interactions between five pelagic fish species cohabiting in the coast of Oaxaca, Mexico. *Hidrobiologica*, 26 (1): 77-85

**ERONAT, E.G.T. (2016)** Feeding ecology and trophic level of *Chimaera monstrosa* Linnaeus, 1758 (Holocephali: Chimaeridae) in the Eastern Mediterranean. *Zoology in the Middle East*, 62 (1): 51-57 <http://dx.doi.org/10.1080/09397140.2015.1132560>

**ESCOBAR-SANCHEZ, O. & RUELAS-INZUNZA, J. & MORENO-SANCHEZ, X.G. & ROMO-PINERA, A.K. & FRIAS-ESPERICUETA, M.G. (2016)** Mercury Concentrations in Pacific Angel Sharks (*Squatina californica*) and Prey Fishes from Southern Gulf of California, Mexico. *Bulletin of environmental contamination and toxicology*, 96 (1): 15-9 <http://dx.doi.org/10.1007/s00128-015-1708-0>

**ESTALLES, M.L. & PERIER, M.R. & DI GIÁCOMO, E.E. (2016)** Trophic ecology of the smallnose fanskate *Sympterygia bonapartii* in the San Matías Gulf, northern Patagonia, Argentina. *Ichthyological Research*, 63 (2): 207-217 <http://dx.doi.org/10.1007/s10228-015-0489-0>

**FINUCCI, B. & BUSTAMANTE, C. & JONES, E.G. & DUNN, M.R. (2016)** Reproductive biology and feeding habits of the prickly dogfish *Oxynotus bruniensis*. *Journal of Fish Biology*, 89 (5): 2345–2364 <http://dx.doi.org/10.1111/jfb.13116>

**GIGLIO, V.J. & BORNATOWSKI, H. (2016)** Fishers' ecological knowledge of small-eye hammerhead, *Sphyrna tudes*, in a tropical estuary. *Neotropical Ichthyology*, 14 (2): e150103 <http://dx.doi.org/10.1590/1982-0224-20150103>

**HERNÁNDEZ-AGUILAR, S.B. & ESCOBAR-SÁNCHEZ, O. & GALVÁN-MAGAÑA, F. & ABITIA-CÁRDENAS, L.A. (2016)** Trophic ecology of the blue shark (*Prionace glauca*) based on stable isotopes ( $\delta^{13}\text{C}$  and  $\delta^{15}\text{N}$ ) and stomach content. *Journal of the Marine Biological Association of the United Kingdom*, 96 (7): 1403-1410 <http://dx.doi.org/10.1017/S0025315415001393>

**HORN, P.L. (2016)** Biology of the New Zealand carpet shark *Cephaloscyllium isabellum* (Scyliorhinidae). *Journal of Ichthyology*, 56 (3): 336-347 <http://dx.doi.org/10.1134/S0032945216030048>



- KEMPSTER, R.M. & EGEBERG, C.A. & HART, N.S. & COLLIN, S.P. (2016)** Electrosensory-driven feeding behaviours of the Port Jackson shark (*Heterodontus portusjacksoni*) and western shovelnose ray (*Aptychotrema vincentiana*). *Marine and Freshwater Research*, 67 (2): 187-194  
<http://dx.doi.org/10.1071/MF14245>
- KOLMANN, M.A. & WELCH, K.C. & SUMMERS, A.P. & LOVEJOY, N.R. (2016)** Always chew your food: freshwater stingrays use mastication to process tough insect prey. *Proceedings of the Royal Society of London, Series B*, 283 (1838): 20161392 <http://dx.doi.org/10.1098/rspb.2016.1392>
- LI, Y.K. & ZHANG, Y.Y. & DAI, X.J. (2016)** Trophic interactions among pelagic sharks and large predatory teleosts in the northeast central Pacific. *Journal of Experimental Marine Biology and Ecology*, 483: 97-103 <http://dx.doi.org/10.1016/j.jembe.2016.04.013>
- MALEK, A.J. & COLLIE, J.S. & TAYLOR, D.L. (2016)** Trophic structure of a coastal fish community determined with diet and stable isotope analyses. *Journal of Fish Biology*, 89 (3): 1513-1536  
<http://dx.doi.org/10.1111/jfb.13059>
- MARCUS, L. & VIRTUE, P. & PETHYBRIDGE, H.R. & MEEKAN, M.G. & THUMS, M. & NICHOLS, P.D. (2016)** Intraspecific variability in diet and implied foraging ranges of whale sharks at Ningaloo Reef, Western Australia, from signature fatty acid analysis. *Marine Ecology Progress Series*, 554: 115-128 <http://dx.doi.org/10.3354/meps11807>
- MAYA MENESES, C.I. & TORRES ROJAS, Y.E. & MAGAÑA, F.G. & AGUIÑIGA GARCIA, S. & TRASVIÑA CARRILLO, L.D. (2016)** Trophic overlap between blue sharks (*Prionace glauca*) and shortfin makos (*Isurus oxyrinchus*): Trophic linkages between two shark species In the Eastern Pacific Ocean food web. *Food Webs*, 7: 13–19 <http://dx.doi.org/10.1016/j.fooweb.2016.03.002>
- MCNEIL, B. & LOWRY, D. & LARSON, S. & GRIFFING, D. (2016)** Feeding Behavior of Subadult Sixgill Sharks (*Hexanchus griseus*) at a Bait Station. *PLoS ONE*, 11 (5): e0156730  
<http://dx.doi.org/10.1371/journal.pone.0156730>
- MONTEMARANO, J.J. & HAVELIN, J. & DRAUD, M. (2016)** Diet composition of the smooth dogfish (*Mustelus canis*) in the waters of Long Island, New York, USA. *Marine Biology Research*, 12 (4): 435-442 <http://dx.doi.org/10.1080/17451000.2016.1148819>
- MOORE, A.B. & HENDERSON, A.C. & FARRELL, E.D. & WEEKES, L.B. (2016)** Biological data from a data-deficient shark: the Arabian smoothhound *Mustelus mosis* (Carcharhiniformes: Triakidae). *Journal of Fish Biology*, 88 (6): 2303-2307 <http://dx.doi.org/10.1111/jfb.12979>
- MOTTA, N.S. & DELLA-FINA, N. & SOUZA, C.C. & RODRIGUES, E.S. & DE AMORIM, A.F. (2016)** Analysis of food habits of skate *Rioraja agassizii* (Elasmobranchii, Rajidae) from southern Brazil. *Brazilian Journal of Biology*, 76 (2): 469-475 <http://dx.doi.org/10.1590/1519-6984.21414>
- NAVARRO, J. & CARDADOR, L. & FERNÁNDEZ, Á.M. & BELLIDO, J.M. & COLL, M. (2016)** Differences in the relative roles of environment, prey availability and human activity in the spatial distribution of two marine mesopredators living in highly exploited ecosystems. *Journal of Biogeography*, 43 (3): 440-450 <http://dx.doi.org/10.1111/jbi.12648>
- PLUMLEE, J.D. & WELLS, R.J.D. (2016)** Feeding ecology of three coastal shark species in the northwest Gulf of Mexico. *Marine Ecology Progress Series*, 550: 163-174  
<http://dx.doi.org/10.3354/meps11723>
- PONTE, D. & BARCELOS, L.M.D. & SANTOS, C. & MEDEIROS, J. & BARREIROS, J.P. (2016)** Diet of *Dasyatis pastinaca* and *Myliobatis aquila* (Myliobatiformes) from the Azores, NE Atlantic. *Cybium*, 40 (3): 209-214
- ROSAS-LUIS, R. & LOOR-ANDRADE, P. & CARRERA-FERNANDEZ, M. & PINCAY-ESPINOZA, J.E. & VINCES-ORTEGA, C. & CHOMPOY-SALAZAR, L. (2016)** Cephalopod species in the diet of large pelagic fish (sharks and billfishes) in Ecuadorian waters. *Fisheries Research*, 173: 159-168  
<http://dx.doi.org/10.1016/j.fishres.2015.07.002>
- SHAW, A.L. & FRAZIER, B.S. & KUCKLICK, J.R. & SANCHO, G. (2016)** Trophic Ecology of a Predatory Community in a Shallow-Water, High-Salinity Estuary Assessed by Stable Isotope Analysis. *Marine and Coastal Fisheries: Dynamics, Management, and Ecosystem Science*, 8 (1): 46-61  
<http://dx.doi.org/10.1080/19425120.2015.1121940>

**SPATH, M.C. & DELPIANI, G. & FIGUEROA, D.E. (2016)** Feeding ecology of the apron ray *Discopyge tschudii* (Elasmobranchii, Narcinidae) in San Jorge Gulf, Patagonia, Argentina. *Journal of the Marine Biological Association of the United Kingdom*, 96 (5): 1093-1099 <http://dx.doi.org/10.1017/s0025315415000648>

**VARGHESE, S.P. & GULATI, D.K. & UNNIKRISHNAN, N. & AYOOB, A.E. (2016)** Biological aspects of silky shark *Carcharhinus falciformis* in the eastern Arabian Sea. *Journal of the Marine Biological Association of the United Kingdom*, 96 (7): 1437-1447 <http://dx.doi.org/10.1017/s0025315415001575>

**WILGA, C.A.D. & DINIZ, S.E. & STEELE, P.R. & SUDARIO-COOK, J. & DUMONT, E.R. & FERRY, L.A. (2016)** Ontogeny of Feeding Mechanics in Smoothhound Sharks: Morphology and Cartilage Stiffness. *Integrative and Comparative Biology*, 56 (3): 442-448 <http://dx.doi.org/10.1093/icb/icw078>

**WOOD, C.M. & GIACOMIN, M. (2016)** Feeding through your gills and turning a toxicant into a resource: how the dogfish shark scavenges ammonia from its environment. *Journal of Experimental Biology*, 219 (20): 3218-3226 <http://dx.doi.org/10.1242/jeb.145268>

### 3.8 Size

- ANDREOTTI, S. & RUTZEN, M. & VAN DER WALT, S. & VON DER HEYDEN, S. & HENRIQUES, R. & MEYER, M. & OOSTHUIZEN, H. & MATTHEE, C.A. (2016)** An integrated mark-recapture and genetic approach to estimate the population size of white sharks in South Africa. *Marine Ecology Progress Series*, 552: 241-253 <http://dx.doi.org/10.3354/meps11744>
- BARRETO, R.R. & DE FARIAS, W.K.T. & ANDRADE, H. & SANTANA, F.M. & LESSA, R. (2016)** Age, Growth and Spatial Distribution of the Life Stages of the Shortfin Mako, *Isurus oxyrinchus* (Rafinesque, 1810) Caught in the Western and Central Atlantic. *PLoS ONE*, 11 (4): e0153062 <http://dx.doi.org/10.1371/journal.pone.0153062>
- CHRISTIANSEN, H.M. & CAMPANA, S.E. & FISK, A.T. & CLIFF, G. & WINTNER, S.P. & DUDLEY, S.F.J. & KERR, L.A. & HUSSEY, N.E. (2016)** Using bomb radiocarbon to estimate age and growth of the white shark, *Carcharodon carcharias*, from the southwestern Indian Ocean. *Marine Biology*, 163 (6): 144 <http://dx.doi.org/10.1007/s00227-016-2916-9>
- DILLINGHAM, P.W. & MOORE, J.E. & FLETCHER, D. & CORTES, E. & CURTIS, K.A. & JAMES, K.C. & LEWISON, R.L. (2016)** Improved estimation of intrinsic growth  $r(\max)$  for long-lived species: integrating matrix models and allometry. *Ecological Applications*, 26 (1): 322-333 <http://dx.doi.org/10.1890/14-1990>
- GIRGIN, H. & BAŞUSTA, N. (2016)** Testing staining techniques to determine age and growth of *Dasyatis pastinaca* (Linnaeus, 1758) captured in Iskenderun Bay, northeastern Mediterranean. *Journal of Applied Ichthyology*, 32 (3): 595-601 <http://dx.doi.org/10.1111/jai.13077>
- GRAČAN, R. & HEPPELL, S.A. & LACKOVIĆ, G. & LAZAR, B. (2016)** Age and growth dynamics of spiny dogfish, *Squalus acanthias*, in the Adriatic Sea (Eastern Mediterranean Sea). *Marine and Freshwater Research*, 67 (3): 357-367 <http://dx.doi.org/10.1071/MF14116>
- HAAS, D.L. & EBERT, D.A. & CAILLIET, G.M. (2016)** Comparative age and growth of the Aleutian skate, *Bathyraja aleutica*, from the eastern Bering Sea and Gulf of Alaska. *Environmental Biology of Fishes*, 99 (11): 813-828 <http://dx.doi.org/10.1007/s10641-016-0518-5>
- HORN, P.L. (2016)** Biology of the New Zealand carpet shark *Cephaloscyllium isabellum* (Scyliorhinidae). *Journal of Ichthyology*, 56 (3): 336-347 <http://dx.doi.org/10.1134/S0032945216030048>
- JOUNG, S.J. & CHEN, C.C. & LIU, K.-M. & HSIEH, T.C. (2016)** Age and growth estimates of the Kwangtung skate *Dipturus kwangtungensis* in the waters of northern Taiwan. *Journal of the Marine Biological Association of the United Kingdom*, 96 (7): 1395-1402 <http://dx.doi.org/10.1017/s0025315415001307>
- LESSA, R. & ANDRADE, H.A. & DE LIMA, K.L. & SANTANA, F.M. (2016)** Age and growth of the midwater crocodile shark *Pseudocarcharias kamoharai*. *Journal of Fish Biology*, 89 (1): 371-385 <http://dx.doi.org/10.1111/jfb.12717>
- MAROUANI, S. & KADRI, H. & BRADAI, M.N. (2016)** First data on the age, growth and sexual maturity of the piked spurdog, *Squalus megalops* (Chondrichthyes: Squalidae), in the Gulf of Gabès (central Mediterranean Sea). *Marine and Freshwater Research*, 67 (5): 578-585 <http://dx.doi.org/10.1071/MF14356>
- MOORE, A.B. & HENDERSON, A.C. & FARRELL, E.D. & WEEKES, L.B. (2016)** Biological data from a data-deficient shark: the Arabian smoothhound *Mustelus mosis* (Carcharhiniformes: Triakidae). *Journal of Fish Biology*, 88 (6): 2303-2307 <http://dx.doi.org/10.1111/jfb.12979>
- OHSHIMO, S. & FUJINAMI, Y. & SHIOZAKI, K. & KAI, M. & SEMBA, Y. & KATSUMATA, N. & OCHI, D. & MATSUNAGA, H. & MINAMI, H. & KIYOTA, M. & YOKAWA, K. (2016)** Distribution, body length, and abundance of blue shark and shortfin mako offshore of northeastern Japan, as determined from observed pelagic longline data, 2000-2014. *Fisheries Oceanography*, 25 (3): 259-276
- PARDO, S.A. & KINDSVATER, H.K. & CUEVAS-ZIMBRÓN, E. & SOSA-NISHIZAKI, O. & PÉREZ-JIMÉNEZ, L.C. & DULVY, N.K. (2016)** Growth, productivity, and relative extinction risk of a data-sparse devil ray. *Scientific Reports*, 6: 33745 <http://dx.doi.org/10.1038/srep33745>

- RASTGOO, A.R. & FATEMI, M.R. & VALINASSAB, T. & MORTAZAVI, M.S. (2016)** Length–weight relationships for 10 elasmobranch species from the Oman Sea. *Journal of Applied Ichthyology*, 32 (4): 734–736 <http://dx.doi.org/10.1111/jai.12941>
- RIGBY, C.L. & DALEY, R.K. & SIMPFENDORFER, C.A. (2016)** Comparison of life histories of two deep-water sharks from eastern Australia: the piked spurdog and the Philippine spurdog. *Marine and Freshwater Research*, 67 (10): 1546-1561 <http://dx.doi.org/10.1071/MF15176>
- RIGBY, C.L. & WEDDING, B.B. & GRAUF, S. & SIMPFENDORFER, C.A. (2016)** Novel method for shark age estimation using near infrared spectroscopy. *Marine and Freshwater Research*, 67 (5): 537-545 <http://dx.doi.org/10.1071/MF15104>
- RIGBY, C.L. & WHITE, W.T. & SMART, J.J. & SIMPFENDORFER, C.A. (2016)** Life histories of two deep-water Australian endemic elasmobranchs: Argus skate *Dipturus polyommata* and eastern spotted gummy shark *Mustelus walkeri*. *Journal of Fish Biology*, 88 (3): 1149-1174 <http://dx.doi.org/10.1111/jfb.12891>
- SMART, J.J. & CHIN, A. & BAJE, L. & GREEN, M.E. & APPELYARD, S.A. & TOBIN, A.J. & SIMPFENDORFER, C.A. & WHITE, W.T. (2016)** Effects of Including Misidentified Sharks in Life History Analyses: A Case Study on the Grey Reef Shark *Carcharhinus amblyrhynchos* from Papua New Guinea. *PLoS ONE*, 11 (4): e0153116 <http://dx.doi.org/10.1371/journal.pone.0153116>
- SMART, J.J. & CHIN, A. & TOBIN, A.J. & SIMPFENDORFER, C.A. (2016)** Multimodel approaches in shark and ray growth studies: strengths, weaknesses and the future. *Fish and Fisheries*, 17 (4): 955–971 <http://dx.doi.org/10.1111/faf.12154>
- VARGHESE, S.P. & GULATI, D.K. & UNNIKRISHNAN, N. & AYOOB, A.E. (2016)** Biological aspects of silky shark *Carcharhinus falciformis* in the eastern Arabian Sea. *Journal of the Marine Biological Association of the United Kingdom*, 96 (7): 1437-1447 <http://dx.doi.org/10.1017/s0025315415001575>
- WILGA, C.A.D. & DINIZ, S.E. & STEELE, P.R. & SUDARIO-COOK, J. & DUMONT, E.R. & FERRY, L.A. (2016)** Ontogeny of Feeding Mechanics in Smoothhound Sharks: Morphology and Cartilage Stiffness. *Integrative and Comparative Biology*, 56 (3): 442-448 <http://dx.doi.org/10.1093/icb/icw078>
- YIGIN, C.C. & ISMEN, A. (2016)** Age and Growth of Spiny Dogfish *Squalus acanthias* (Squalidae: Chondrichthyes) in the North Aegean Sea. *Pakistan Journal of Zoology*, 48 (4): 1185-1191

### 3.9 Taxonomy

**ACERO, A. & TAVERA, J.J. & ANGUILA, R. & HERNÁNDEZ, L. (2016)** A New Southern Caribbean Species of Angel Shark (Chondrichthyes, Squaliformes, Squatinidae), Including Phylogeny and Tempo of Diversification of American Species. *Copeia*, 104 (2): 577-585 <http://dx.doi.org/10.1643/Ci-15-292>

**AKHILESH, K.V. & WHITE, W.T. & BINEESH, K.K. & PURUSHOTTAMA, G.B. & SINGH, V.V. & ZACHARIA, P.U. (2016)** Redescription of the rare and endangered Broadfin Shark *Lamiopsis temminckii* (Müller & Henle, 1839) (Carcharhiniformes: Carcharhinidae) from the northeastern Arabian Sea. *Zootaxa*, 4175 (2): 155–166 <http://dx.doi.org/10.11646/zootaxa.4175.2.4>

**BALL, R.E. & SERRA-PEREIRA, B. & ELLIS, J. & GENNER, M.J. & IGLÉSIAS, S. & JOHNSON, A.F. & JONES, C.S. & LESLIE, R. & LEWIS, J. & MARIANI, S. & MENEZES, G. & NEAT, F. & NOBLE, L.R. & SIMS, D.W. & GRIFFITHS, A.M. (2016)** Resolving taxonomic uncertainty in vulnerable elasmobranchs: are the Madeira skate (*Raja maderensis*) and the thornback ray (*Raja clavata*) distinct species? *Conservation Genetics*, 17 (3): 565-576 <http://dx.doi.org/10.1007/s10592-015-0806-1>

**CHIARAMONTE, G.E. & CEDROLA, P.V. & CAILLE, G.M. & GOSZTONYI, A.E. (2016)** Upgrading the status (taxonomy, fisheries and conservation) of the school shark *Galeorhinus galeus* (Elasmobranchii: Triakidae) in Patagonian waters, South West Atlantic Ocean. *Ciencia Pesquera*, 24: in press

**CONCHA, F.J. & EBERT, D.A. & LONG, D.J. (2016)** *Notoraja martinezi* sp. nov., a new species of deepwater skate and the first record of the genus *Notoraja* Ishiyama, 1958 (Rajiformes: Arhynchobatidae) from the eastern Pacific Ocean. *Zootaxa*, 4098 (1): 179–190 <http://dx.doi.org/10.11646/zootaxa.4098.1.9>

**DE CARVALHO, M.R. (2016)** *Potamotrygon rex*, a new species of Neotropical freshwater stingray (Chondrichthyes: Potamotrygonidae) from the middle and upper rio Tocantins, Brazil, closely allied to *Potamotrygon henlei* (Castelnau, 1855). *Zootaxa*, 4150 (5): 537–565 <http://dx.doi.org/10.11646/zootaxa.4150.5.2>

**DE CARVALHO, M.R. (2016)** Description of two extraordinary new species of freshwater stingrays of the genus *Potamotrygon* endemic to the rio Tapajós basin, Brazil (Chondrichthyes: Potamotrygonidae), with notes on other Tapajós stingrays. *Zootaxa*, 4167 (1): 1–63 <http://dx.doi.org/10.11646/zootaxa.4167.1.1>

**DE CARVALHO, M.R. & LOBODA, T.S. & DA SILVA, J.P.C.B. (2016)** A new subfamily, Styracurinae, and new genus, *Styracura*, for *Himantura schmardae* (Werner, 1904) and *Himantura pacifica* (Beebe & Tee-Van, 1941) (Chondrichthyes: Myliobatiformes). *Zootaxa*, 4175 (3): 201–221 <http://dx.doi.org/10.11646/zootaxa.4175.3.1>

**DE CARVALHO, M.R. & ROSA, R.S. & DE ARAÚJO, M.L.G. (2016)** A new species of Neotropical freshwater stingray (Chondrichthyes: Potamotrygonidae) from the Rio Negro, Amazonas, Brazil: the smallest species of *Potamotrygon*. *Zootaxa*, 4107 (4): 566–586 <http://dx.doi.org/10.11646/zootaxa.4107.4.5>

**DE CARVALHO, M.R. & WHITE, W.T. (2016)** *Narcine baliensis*, a new species of electric ray from southeast Asia (Chondrichthyes: Torpediniformes). *Zootaxa*, 4127 (1): 149–160 <http://dx.doi.org/10.11646/zootaxa.4127.1.8>

**DYLDIN, Y.V. & ORLOV, A.M. (2016)** Ichthyofauna of Fresh and Brackish Waters of Sakhalin Island: an Annotated List with Taxonomic Comments: 1. Petromyzontidae–Clupeidae Families. *Journal of Ichthyology*, 56 (4): 534–555 <http://dx.doi.org/10.1134/S0032945216040032>

**GILES, J.L. & RIGINOS, C. & NAYLOR, G.J.P. & DHARMADI, OVENDEN, J.R. (2016)** Genetic and phenotypic diversity in the wedgefish *Rhynchobatus australiae*, a threatened ray of high value in the shark fin trade. *Marine Ecology Progress Series*, 548: 165–180 <http://dx.doi.org/10.3354/meps11617>

**HENDERSON, A.C. & REEVE, A.J. & JABADO, R.W. & NAYLOR, G.J.P. (2016)** Taxonomic assessment of sharks, rays and guitarfishes (Chondrichthyes: Elasmobranchii) from south-eastern

Arabia, using the NADH dehydrogenase subunit 2 (NADH2) gene. *Zoological Journal of the Linnean Society*, 176 (2): 399–442 <http://dx.doi.org/10.1111/zoj.12309>

**HINOJOSA-ALVAREZ, S. & WALTER, R.P. & DIAZ-JAIMES, P. & GALVAN-MAGANA, F. & PAIG-TRAN, E.M. (2016)** A potential third Manta Ray species near the Yucatan Peninsula? Evidence for a recently diverged and novel genetic Manta group from the Gulf of Mexico. *Peerj*, 4: e2586 <http://dx.doi.org/10.7717/peerj.2586>

**LAST, P.R. & BOGORODSKY, S.V. & ALPERMANN, T.J. (2016)** *Maculabatis ambigua* sp. nov., a new whipray (Myliobatiformes: Dasyatidae) from the Western Indian Ocean. *Zootaxa*, 4154 (1): 66–78 <http://dx.doi.org/10.11646/zootaxa.4154.1.4>

**LAST, P.R. & BUSSARAWIT, S. (2016)** A new legskate, *Sinobatis andamanensis* (Rajiformes: Anacanthobatidae), from the Andaman Sea (northeastern Indian Ocean). *Zootaxa*, 4168 (1): 161–170 <http://dx.doi.org/10.11646/zootaxa.4168.1.9>

**LAST, P.R. & DE CARVALHO, M.R. & CORRIGAN, S. & NAYLOR, G.J.P. & SÉRET, B. & YANG, L. (2016)** The Rays of the World project – an explanation of nomenclatural decisions. In *Rays of the World: Supplementary information* (Last, P. R. & Yearsley, G. K., eds), CSIRO Special Publication: 1–10

**LAST, P.R. & HENDERSON, A.C. & NAYLOR, G.J.P. (2016)** *Acroteriobatus omanensis* (Batoidea: Rhinobatidae), a new guitarfish from the Gulf of Oman. *Zootaxa*, 4144 (2): 276–286 <http://dx.doi.org/10.11646/zootaxa.4144.2.9>

**LAST, P.R. & KYNE, P.M. & COMPAGNO, L.J.V. (2016)** A new species of wedgefish *Rhynchobatus cooki* (Rhinopristiformes, Rhinidae) from the Indo–West Pacific. *Zootaxa*, 4139 (2): 233–247 <http://dx.doi.org/10.11646/zootaxa.4139.2.7>

**LAST, P.R. & NAYLOR, G.J.P. & MANJAJI-MATSUMOTO, B.M. (2016)** A revised classification of the family Dasyatidae (Chondrichthyes: Myliobatiformes) based on new morphological and molecular insights. *Zootaxa*, 4139 (3): 345–368 <http://dx.doi.org/10.11646/zootaxa.4139.3.2>

**LAST, P.R. & SÉRET, B. (2016)** A new Eastern Central Atlantic skate *Raja parva* sp. nov. (Rajoidei: Rajidae) belonging to the *Raja miraletus* species complex. *Zootaxa*, 4147 (4): 477–489 <http://dx.doi.org/10.11646/zootaxa.4147.4.8>

**LAST, P.R. & SÉRET, B. & NAYLOR, G.J.P. (2016)** A new species of guitarfish, *Rhinobatos borneensis* sp. nov. with a redefinition of the family-level classification in the order Rhinopristiformes (Chondrichthyes: Batoidea). *Zootaxa*, 4117 (4): 451–475 <http://dx.doi.org/10.11646/zootaxa.4117.4.1>

**LAST, P.R. & STEWART, A.L. & SÉRET, B. (2016)** A new temperate deepwater skate of the genus *Bathyraja* (Rajoidei: Arhynchobatidae) from the South-West Pacific. *Zootaxa*, 4132 (1): 107–117 <http://dx.doi.org/10.11646/zootaxa.4132.1.9>

**LAST, P.R. & WEIGMANN, S. & DUMALE, D. (2016)** A new skate genus *Orbiraja* (Rajiformes: Rajidae) from the Indo-West Pacific. *Zootaxa*, 4184 (1): 52–62 <http://dx.doi.org/10.11646/zootaxa.4184.1.3>

**LAST, P.R. & WHITE, W.T. & KYNE, P.M. (2016)** *Urogymnus acanthobothrium* sp. nov., a new euryhaline whipray (Myliobatiformes: Dasyatidae) from Australia and Papua New Guinea. *Zootaxa*, 4147 (2): 162–176 <http://dx.doi.org/10.11646/zootaxa.4147.2.4>

**LAST, P.R. & WHITE, W.T. & NAYLOR, G.J.P. (2016)** Three new stingrays (Myliobatiformes: Dasyatidae) from the Indo–West Pacific. *Zootaxa*, 4147 (4): 377–402 <http://dx.doi.org/10.11646/zootaxa.4147.4.2>

**LAST, P.R. & WHITE, W.T. & SÉRET, B. (2016)** Taxonomic status of maskrays of the *Neotrygon kuhlii* species complex (Myliobatoidei: Dasyatidae) with the description of three new species from the Indo-West Pacific. *Zootaxa*, 4083 (4): 533–561 <http://dx.doi.org/10.11646/zootaxa.4083.4.5>

**MANJAJI-MATSUMOTO, B.M. & LAST, P.R. (2016)** Two new whiprays, *Maculabatis arabica* sp. nov. and *M. bineeshi* sp. nov. (Myliobatiformes: Dasyatidae), from the northern Indian Ocean. *Zootaxa*, 4144 (3): 335–353 <http://dx.doi.org/10.11646/zootaxa.4144.3.3>

**SAADAoui, A. & SAIDI, B. & ELGLID, A. & SÉRET, B. & BRADAI, M.N. (2016)** Taxonomic observations on stingrays of the genus *Dasyatis* (Chondrichthyes: Dasyatidae) in the Gulf of Gabès

(Southeastern Mediterranean Sea). *Zootaxa*, 4173 (2): 101-113  
<http://dx.doi.org/10.11646/zootaxa.4173.2.1>

**SÉRET, B. (2016)** *Zanobatus maculatus*, a new species of panray from the Gulf of Guinea, eastern central Atlantic (Elasmobranchii: Batoidea: Zanobatidae). *Zootaxa*, 4161 (4): 509–522  
<http://dx.doi.org/10.11646/zootaxa.4161.4.2>

**SOARES, K.D.A. & GOMES, U.L. & DE CARVALHO, M.R. (2016)** Taxonomic review of catsharks of the *Scyliorhinus haeckelii* group, with the description of a new species (Chondrichthyes: Carcharhiniformes: Scyliorhinidae). *Zootaxa*, 4066 (5): 501-534  
<http://dx.doi.org/10.11646/zootaxa.4066.5.1>

**STEHMANN, M.F.W. & VAN OIJEN, M. & KAMMINGA, P. (2016)** Re-description of the rare taillight shark *Euprotomicroides zantedeschia* (Squaliformes, Dalatiidae), based on third and fourth record from off Chile *Cybium*, 40 (3): 187-197

**STEHMANN, M.F.W. & WEIGMANN, S. (2016)** A new deepwater legskate, *Sinobatis kotlyari* n. sp. (Rajiformes, Anacanthobatidae) from the southeastern Indian Ocean on Broken Ridge. *Zootaxa*, 4189 (2): 327–347 <http://dx.doi.org/10.11646/zootaxa.4189.2.8>

**VIANA, S.T. & DE CARVALHO, M.R. (2016)** Redescription of *Squalus acutipinnis* Regan, 1908, a Valid Species of Spiny Dogfish from Southern Africa (Chondrichthyes: Squaliformes: Squalidae). *Copeia*, 104 (2): 539-553 <http://dx.doi.org/10.1643/C1-14-217>

**VIANA, S.T. & DE CARVALHO, M.R. & GOMES, U.L. (2016)** Taxonomy and morphology of species of the genus *Squalus* Linnaeus, 1758 from the Southwestern Atlantic Ocean (Chondrichthyes: Squaliformes: Squalidae). *Zootaxa*, 4133 (1): 1-89 <http://dx.doi.org/10.11646/zootaxa.4133.1.1>

**WEIGMANN, S. (2016)** Annotated checklist of the living sharks, batoids and chimaeras (Chondrichthyes) of the world, with a focus on biogeographical diversity. *Journal of Fish Biology*, 88 (3): 837-1037 <http://dx.doi.org/10.1111/jfb.12874>

**WEIGMANN, S. & STEHMANN, M.F.W. (2016)** *Sinobatis brevicauda* n. sp., a new deep-water legskate (Rajiformes, Anacanthobatidae) and first generic record from the western Indian Ocean. *Zootaxa*, 4137 (4): 478–500 <http://dx.doi.org/10.11646/zootaxa.4137.4.2>

**WHITE, W.T. & LAST, P.R. (2016)** *Platyrrhina psomadakisi* sp. nov., a new species of fanray (Batoidea: Platyrrhinidae) from the Andaman Sea, the first record of this family in the Indian Ocean. *Zootaxa*, 4121 (5): 533–544 <http://dx.doi.org/10.11646/zootaxa.4121.5.3>

**WHITE, W.T. & LAST, P.R. & BAJE, L. (2016)** *Aetomylaeus caeruleofasciatus*, a new species of eagle ray (Myliobatiformes: Myliobatidae) from northern Australia and New Guinea. *Ichthyological Research*, 63 (1): 94-109 <http://dx.doi.org/10.1007/s10228-015-0480-9>

**WHITE, W.T. & LAST, P.R. & NAYLOR, G.J.P. (2016)** *Rhinobatos manai* sp. nov., a new species of guitarfish (Rhinopristiformes: Rhinobatidae) from New Ireland, Papua New Guinea. *Zootaxa*, 4175 (6): 588-600 <http://dx.doi.org/10.11646/zootaxa.4175.6.6>

**WHITE, W.T. & MANA, R.R. & NAYLOR, G.J.P. (2016)** *Galeus corriganae* sp. nov., a new species of deepwater catshark (Carcharhiniformes: Pentanchidae) from Papua New Guinea. *Zootaxa*, 4205 (3): 255–264 <http://dx.doi.org/10.11646/zootaxa.4205.3.5>

**WHITE, W.T. & NAYLOR, G.J.P. (2016)** Resurrection of the family Aetobatidae (Myliobatiformes) for the pelagic eagle rays, genus *Aetobatus*. *Zootaxa*, 4139 (3): 435–438  
<http://dx.doi.org/10.11646/zootaxa.4139.3.10>

**YEARSLEY, G.K. & LAST, P.R. (2016)** A new genus of stingarees (Myliobatiformes: Urolophidae) with comments on other urolophid genera and an annotated checklist of species. *In Rays of the World: Supplementary information* (Last, P. R. & Yearsley, G. K., eds), CSIRO Special Publication: 1-10

### 3.10 Conservation

- ADAMS, G.D. & FLORES, D. & FLORES, O.G. & AARESTRUP, K. & SVENDSEN, J.C. (2016)** Spatial ecology of blue shark and shortfin mako in southern Peru: local abundance, habitat preferences and implications for conservation *Endangered Species Research*, 31: 19-32 <http://dx.doi.org/10.3354/esr00744>
- ARTHINGTON, A.H. & DULVY, N.K. & GLADSTONE, W. & WINFIELD, I.J. (2016)** Fish conservation in freshwater and marine realms: status, threats and management. *Aquatic Conservation: Marine and Freshwater Ecosystems*, 26: 838–857 <http://dx.doi.org/10.1002/aqc.2712>
- ASIS, A.M. & LACSAMANA, J.K. & SANTOS, M.D. (2016)** Illegal trade of regulated and protected aquatic species in the Philippines detected by DNA barcoding. *Mitochondrial DNA*, 27 (1): 659-666 <http://dx.doi.org/10.3109/19401736.2014.913138>
- BARBOSA, M.L.V. & TAVARES, D.C. & SICILIANO, S. & DEMOURA, J.F. & COSTA-NETO, E.M. & MOTTA, F.D. & KOIKE, C.D. (2016)** Interactions between whale sharks, *Rhincodon typus* Smith, 1928 (Orectolobiformes, Rhincodontidae), and Brazilian fisheries: The need for effective conservation measures. *Marine Policy*, 73: 210-215 <http://dx.doi.org/10.1016/j.marpol.2016.08.007>
- BARRETO, R. & FERRETTI, F. & MILLS, J. & AMORIM, A. & ANDRADE, H. & WORM, B. & LESSA, R. (2016)** Trends in the exploitation of South Atlantic shark populations. *Conservation Biology*, 30 (4): 792-804 <http://dx.doi.org/10.1111/cobi.12663>
- CHIARAMONTE, G.E. & CEDROLA, P.V. & CAILLE, G.M. & GOSZTONYI, A.E. (2016)** Upgrading the status (taxonomy, fisheries and conservation) of the school shark *Galeorhinus galeus* (Elasmobranchii: Triakidae) in Patagonian waters, South West Atlantic Ocean. *Ciencia Pesquera*, 24: in press
- CHIN, A. & HEUPEL, M.R. & SIMPFENDORFER, C.A. & TOBIN, A.J. (2016)** Population organisation in reef sharks: new variations in coastal habitat use by mobile marine predators. *Marine Ecology Progress Series*, 544: 197-211 <http://dx.doi.org/10.3354/meps11545>
- CROLL, D.A. & DEWAR, H. & DULVY, N.K. & FERNANDO, D. & FRANCIS, M.P. & GALVAN-MAGANA, F. & HALL, M. & HEINRICH, S. & MARSHALL, A. & MCCAULEY, D. & NEWTON, K.M. & NOTARBARTOLO-DI-SCIARA, G. & O'MALLEY, M. & O'SULLIVAN, J. & POORTVLIET, M. & ROMAN, M. & STEVENS, G. & TERSHY, B.R. & WHITE, W.T. (2016)** Vulnerabilities and fisheries impacts: the uncertain future of manta and devil rays. *Aquatic Conservation: Marine and Freshwater Ecosystems*, 26 (3): 562-575 <http://dx.doi.org/10.1002/aqc.2591>
- DELSER, P.M. & CORRIGAN, S. & HALE, M. & LI, C. & VEUILLE, M. & PLANES, S. & NAYLOR, G.J.P. & MONA, S. (2016)** Population genomics of *C. melanopterus* using target gene capture data: demographic inferences and conservation perspectives. *Scientific Reports*, 6: 33753 <http://dx.doi.org/10.1038/srep33753>
- DULVY, N.K. & DAVIDSON, L.N.K. & KYNE, P.M. & SIMPFENDORFER, C.A. & HARRISON, L.R. & CARLSON, J.K. & FORDHAM, S.V. (2016)** Ghosts of the coast: global extinction risk and conservation of sawfishes. *Aquatic Conservation: Marine and Freshwater Ecosystems*, 26 (1): 134–153 <http://dx.doi.org/10.1002/aqc.2525>
- GRAHAM, F. & RYNNE, P. & ESTEVANEZ, M. & LUO, J. & AULT, J.S. & HAMMERSCHLAG, N. (2016)** Use of marine protected areas and exclusive economic zones in the subtropical western North Atlantic Ocean by large highly mobile sharks. *Diversity and Distributions*, 22 (5): 534-546 <http://dx.doi.org/10.1111/ddi.12425>
- HARBORNE, A.R. & TALWAR, B. & BROOKS, E.J. (2016)** The conservation implications of spatial and temporal variability in the diurnal use of Bahamian tidal mangrove creeks by transient predatory fishes. *Aquatic Conservation: Marine and Freshwater Ecosystems*, 26 (1): 202-211 <http://dx.doi.org/10.1002/aqc.2538>
- HOLLENSEAD, L.D. & GRUBBS, R.D. & CARLSON, J.K. & BETHEA, D.M. (2016)** Analysis of fine-scale daily movement patterns of juvenile *Pristis pectinata* within a nursery habitat. *Aquatic Conservation: Marine and Freshwater Ecosystems*, 26 (3): 492-505 <http://dx.doi.org/10.1002/aqc.2556>



- HORODYSKY, A.Z. & COOKE, S.J. & GRAVES, J.E. & BRILL, R.W. (2016)** Fisheries conservation on the high seas: linking conservation physiology and fisheries ecology for the management of large pelagic fishes. *Conservation Physiology*, 4 (1): cov059 <http://dx.doi.org/10.1093/conphys/cov059>
- KYNE, P.M. (2016)** Ray conservation. In: Last, P.R., White, W.T., Carvalho, M.R. de, Séret, B., Stehmann, M.F.W & Naylor, G.J.P (Eds.) *Rays of the World*. CSIRO Publishing, Melbourne: 21-24
- LEA, J.S.E. & HUMPHRIES, N.E. & VON BRANDIS, R.G. & CLARKE, C.R. & SIMS, D.W. (2016)** Acoustic telemetry and network analysis reveal the space use of multiple reef predators and enhance marine protected area design. *Proceedings of the Royal Society of London, Series B*, 283 (1834): 20160717 <http://dx.doi.org/10.1098/rspb.2016.0717>
- LEENEY, R.H. & CARLSON, J.K. (2016)** Report of the workshop on sawfish conservation in Mozambique. *NOAA Technical Memorandum NMFS-SEFSC-686*
- LOPEZ-GARRO, A. & ZANELLA, I. & MARTINEZ, F. & GOLFIN-DUARTE, G. & PEREZ-MONTERO, M. (2016)** Illegal fishing at Isla del Coco National Park, Costa Rica. *Revista De Biología Tropical*, 64 (Suppl. 1): S249-S261
- MARTIN, J.A. (2016)** Seeing Jaws: The Role of Shark Science in Ocean Conservation. *Historical Studies in the Natural Sciences*, 46 (1): 67-100 <http://dx.doi.org/10.1525/hsns.2016.46.1.67>
- O'BRYHIM, J.R. & PARSONS, E.C.M. & GILMORE, M.P. & LANCE, S.L. (2016)** Evaluating support for shark conservation among artisanal fishing communities in Costa Rica. *Marine Policy*, 71: 1-9 <http://dx.doi.org/10.1016/j.marpol.2016.05.005>
- POSSATTO, F.E. & BROADHURST, M.K. & SPACH, H.L. & WINEMILLER, K.O. & MILLAR, R.B. & SANTOS, K.M. & LAMOUR, M.R. (2016)** Mapping the spatio-temporal distribution of threatened batoids to improve conservation in a subtropical estuary. *Journal of Fish Biology*, 89 (1): 1098–1104 <http://dx.doi.org/10.1111/jfb.129722016>
- PRESS, K.M. & MANDELMAN, J. & BURGESS, E. & COOKE, S.J. & NGUYEN, V.M. & DANYLCHUK, A.J. (2016)** Catching sharks: recreational saltwater angler behaviours and attitudes regarding shark encounters and conservation. *Aquatic Conservation-Marine and Freshwater Ecosystems*, 26 (4): 689-702 <http://dx.doi.org/10.1002/aqc.2581>
- SALINAS DE LEÓN, P. & ACUÑA-MARRERO, D. & RASTOIN, E. & FRIEDLANDER, A.M. & DONOVAN, M.K. & SALA, E. (2016)** Largest global shark biomass found in the northern Galápagos Islands of Darwin and Wolf. *PeerJ*, 4: e1911 <http://dx.doi.org/10.7717/peerj.1911>
- SHIFFMAN, D.S. & HAMMERSCHLAG, N. (2016)** Shark conservation and management policy: a review and primer for non-specialists. *Animal Conservation*, 19 (5): 401-412 <http://dx.doi.org/10.1111/acv.12265>
- SPEED, C.W. & MEEKAN, M.G. & FIELD, I.C. & MCMAHON, C.R. & HARCOURT, R.G. & STEVENS, J.D. (2016)** Reef shark movements relative to a coastal marine protected area. *Regional Studies in Marine Science*, 3: 58–66 <http://dx.doi.org/10.1016/j.rsma.2015.05.002>
- STEWART, J.D. & BEALE, C.S. & FERNANDO, D. & SIANIPAR, A.B. & BURTON, R.S. & SEMMENS, B.X. & ABURTO-OROPEZA, O. (2016)** Spatial ecology and conservation of Manta birostris in the Indo-Pacific. *Biological Conservation*, 200: 178-183 <http://dx.doi.org/10.1016/j.biocon.2016.05.016>
- TSOI, K.H. & CHAN, S.Y. & LEE, Y.C. & IP, B.H. & CHEANG, C.C. (2016)** Shark Conservation: An Educational Approach Based on Children's Knowledge and Perceptions toward Sharks. *PLoS ONE*, 11 (9): e0163406 <http://dx.doi.org/10.1371/journal.pone.0163406>
- YATES, P.M. & TOBIN, A.J. & HEUPEL, M.R. & SIMPFENDORFER, C.A. (2016)** Benefits of marine protected areas for tropical coastal shark. *Aquatic Conservation: Marine and Freshwater Ecosystems*, 26 (6): 1063–1080 <http://dx.doi.org/10.1002/aqc.2616>
- ZANELLA, I. & LOPEZ-GARRO, A. & MARTINEZ, F. & GOLFIN-DUARTE, G. & MORALES, K. (2016)** Shark populations in Chatham and Wafer bays, Isla del Coco National Park, Costa Rica. *Revista De Biología Tropical*, 64 (Suppl. 1): S177-S186

#### 4. Index (Genera only)

- Acrosqualiolus 76  
Aetobatus 13, 28, 52, 106, 135  
Aetomylaeus 52, 106, 107, 135  
Akaimia 8, 69, 76  
Alopias 15, 19, 116, 122  
Amblyraja 21, 125  
Anacanthobatis 104  
Angoumeius 76  
Anoxypristis 17  
Apristurus 19  
Aptychotrema 31, 129  
Asteracanthus 8  
Asymbolus 47  
Atlantoraja 12, 22, 42, 128  
Bathyraja 13, 28, 29, 33, 82, 94, 95, 131, 134  
Beringraja 24  
Brevitrygon 81, 92, 93  
Bythaelurus 51, 82, 103  
Callorhynchus 28  
Carcharhinus 10, 13, 15, 17, 22, 23, 24, 25, 26, 31, 35, 41, 43, 44, 47, 49, 50, 53, 122, 125, 126, 127, 128, 130, 132  
Carcharias 14, 25, 47  
Carcharocles 4, 7  
Carcharodon 11, 13, 18, 21, 24, 30, 37, 38, 54, 131  
Centrophorus 38, 44, 78, 79, 116  
Centroscymnus 16, 51, 124  
Cephaloscyllium 17, 29, 32, 123, 125, 128, 131  
Cetorhinus 26, 27, 123  
Chiloscyllium 10, 11, 48, 116, 124  
Chimaera 23, 24, 128  
Chlamydoselachus 15  
Cirrhigaleus 53  
Cladoselache 5  
Cooleyella 73  
Cretascymnus 80  
Cretoxyrhina 6  
Cruriraja 95  
Ctenacanthus 5  
Dalatias 76, 79, 109, 116  
Dasyatis 14, 15, 18, 27, 34, 37, 41, 45, 49, 53, 87, 93, 108, 110, 114, 118, 120, 122, 124, 129, 131, 134  
Dentiraja 95  
Dipturus 31, 43, 50, 95, 115, 126, 131, 132  
Discopyge 48, 130  
Echinorhinus 51, 71, 78  
Edestus 5  
Eosqualiolus 76  
Etmopterus 13, 16, 23, 82, 88, 89, 116, 122  
Euprotomicroides 48, 123, 135  
Euprotomicrus 76  
Eusphyra 19  
Fenestraja 95  
Fluvitrygon 81, 92, 93  
Fontitrygon 81, 92, 93  
Galeocerdo 16, 22, 25, 41, 49, 122, 126  
Galeorhinus 18, 38, 50, 133, 136  
Galeus 26, 52, 82, 106, 116, 135  
Ginglymostoma 31, 52  
Glaucostegus 108, 115, 118  
Glyphis 8  
Gurgesiella 95  
Gymnura 17  
Halaelurus 17  
Heliotrygon 85  
Hemigaleus 36  
Hemipristis 30  
Hemiscyllium 11, 29, 31  
Heptranchias 13, 78, 122  
Heterodontus 6, 15, 31, 129  
Heteroptychodus 74  
Hexanchus 37, 116, 129  
Himantura 17, 20, 21, 25, 43, 46, 82, 87, 89, 93, 97, 108, 112, 113, 118, 119, 133  
Hybodus 74  
Hydrolagus 20, 43, 123  
Isanodus 6, 69, 74  
Isistius 13, 79  
Isurus 13, 15, 16, 31, 37, 44, 51, 125, 129, 131  
Lagarodus 5, 122  
Lamiopsis 10, 133  
Lamna 15, 16, 21, 39  
Leucoraja 35  
Loxodon 51  
Maculabatis 32, 36, 81, 82, 89, 92, 93, 99, 134  
Malacoraja 95  
Manta 11, 14, 29, 37, 47, 48, 126, 128, 134, 137  
Megachasma 69, 75  
Megatrygon 81, 92, 93  
Mitsukurina 78  
Mobula 15, 22, 45, 122, 123  
Mustelus 14, 17, 21, 23, 28, 30, 32, 36, 38, 43, 44, 45, 50, 108, 109, 113, 123, 126, 129, 131, 132  
Myliobatis 11, 41, 49, 106, 125, 126, 129  
Narcine 16, 20, 31, 44, 82, 88, 123, 126, 133  
Narke 110, 120  
Negaprion 14, 29, 31, 43  
Neoraja 95  
Neotrygon 14, 34, 46, 82, 93, 98, 134  
Notidanodon 71  
Notoraja 18, 47, 82, 84, 133  
Notorynchus 52, 78  
Odontaspis 24, 27, 77  
Okamejei 35, 95  
Oligodaltias 69, 78, 79

Orbiraja 33, 81, 94, 95, 134  
 Orectolobus 69, 72  
 Orthacanthus 4  
 Orthechinorhinus 9, 69, 78  
 Oxynotus 25, 32, 125, 128  
 Palaeoxyris 4  
 Paratrygon 85, 87  
 Pastinachus 12, 93, 118  
 Pateobatis 81, 92, 93  
 Pavoraja 53  
 Planohybodus 74  
 Platyrhina 52, 82, 105, 135  
 Plesiotrygon 85  
 Polyacrodus 73  
 Potamotrygon 20, 21, 23, 36, 82, 85, 86, 87,  
 123, 125, 133  
 Priohybodus 74  
 Prionace 11, 12, 15, 23, 26, 29, 37, 40, 44,  
 50, 51, 109, 116, 125, 128, 129  
 Pristiophorus 78  
 Pristis 17, 29, 39, 42, 43, 136  
 Proscyllium 17  
 Protosqualus 69, 71  
 Pseudobatos 81  
 Pseudocarcharias 16, 34, 35, 131  
 Pseudoginglymostoma 73  
 Pteroplatytrygon 12, 49, 53, 93  
 Ptychodus 5, 6  
 Raja 12, 18, 25, 27, 30, 31, 33, 34, 36, 40, 82,  
 93, 133, 134  
 Rhina 100  
 Rhincodon 12, 17, 18, 36, 136  
 Rhinobatos 17, 27, 33, 35, 40, 52, 82, 105,  
 118, 126, 134, 135  
 Rhinoptera 16, 20, 122, 125  
 Rhizoprionodon 13, 18, 43, 113  
 Rhynchobatus 15, 22, 26, 33, 47, 50, 82, 92,  
 100, 133, 134  
 Rhynchorhina 46, 81, 82, 100  
 Rioraja 38, 129  
 Rostroraja 95  
 Sclerorhynchus 9  
 Scoliodon 41, 69, 72  
 Scyliorhinus 23, 28, 38, 40, 42, 43, 48, 50, 83,  
 100, 101, 116, 135  
 Sinobatis 33, 47, 48, 51, 83, 90, 101, 104,  
 134, 135  
 Somniosus 9, 19, 24, 36, 39, 69, 80, 116  
 Sphenacanthus 69  
 Sphyrna 13, 14, 18, 21, 25, 26, 27, 28, 40, 41,  
 44, 53, 72, 123, 124, 128  
 Spinilophus 81, 107  
 Squaliodalatias 76, 79  
 Squaliolus 17, 76  
 Squalus 14, 16, 17, 18, 19, 22, 23, 27, 31, 32,  
 37, 40, 48, 51, 53, 78, 83, 102, 103, 123,  
 125, 126, 131, 132, 135  
 Squatina 13, 16, 19, 24, 25, 26, 41, 44, 69,  
 70, 75, 78, 83, 84, 109, 117, 122, 126, 128  
 Squatina (Cretascyllium) 75  
 Stegostoma 72  
 Stethacanthulus 73  
 Striatolamia 5  
 Styracura 20, 81, 87, 133  
 Sympterygia 12, 24, 26, 128  
 Synechodus 70, 75  
 Taeniura 11, 15, 83, 93, 97  
 Taeniurops 93  
 Telatrygon 81, 83, 92, 97  
 Texasodus 73  
 Torpedo 10, 20  
 Triaenodon 17, 19, 77, 122  
 Tribodus 6  
 Trigonognathus 78  
 Trygonoptera 107  
 Urobatis 39  
 Urogymnus 30, 34, 83, 93, 96, 116, 123, 134  
 Urolophus 50, 107, 109, 116, 127  
 Urotrygon 27, 42, 45, 50, 119, 126  
 Xinjiangichthys 70  
 Zameus 51, 124  
 Zanobatus 46, 83, 100, 118, 135  
 Zapteryx 12, 16, 40, 42, 108, 114  
 Zearaja 13, 31, 50, 108, 115, 128