



Garden and forestry equipment 2019





Garden care products and forestry equipment for the perfect solo performance

Lawncare equipment	
Robolinho® robotic lawnmowers	10–21
Lawn mowing performance	
Robolinho® and the battery lawnmower.....	24–25
POWER FLEX	
Battery lawnmower	36–41
Battery hand tools.....	42–47
Battery chainsaws	48–49
Lawncare equipment	
Ride-on mowers	52–55
Side-discharge tractors	56–57
Rear-discharge tractors.....	58–69
Accessories for tractors	70–71
Petrol lawnmowers (aluminium deck).....	74–79
Petrol lawnmowers (steel-plate deck).....	80–89
Electric lawnmowers	90–91
Scarifiers	92–93
Brushcutters / trimmers	96–105
Garden care products	
Scythe mowers.....	108–109
Combi tool	110–111
Cultivators	112–113
Leaf blowers/vacuums	114–117
Shredders	118–119
Petrol hedge trimmers	122–123
Electric hedge trimmers.....	124–125
Forestry equipment	
Petrol chainsaws	126–135
Electric chain saw	136
Specifications.....	137
Winter equipment	
Snowblowers	140–141
Work clothing	142
Small garden fans	143
Spare parts	144
All products	
Technical data.....	145–147

By professionals, for professionals

solo by AL-KO combines innovative AL-KO lawncare equipment with the proven garden and forestry equipment of SOLO into a new, high-quality product line for private and professional use. Our goal is to always find the very best solution, striving to inspire you with innovative products and always fulfilling the wishes of our customers.



Founded in 1931...

... today part of the international PRIMEPULSE Group.

With business areas encompassing gardening equipment, air technology and automotive products, the AL-KO KOBER Group has become a global player amongst medium-sized enterprises in Germany. At the same time, the family-owned business has been operating in various locations around the world, maintaining its headquarters in Kötz, Bavaria.


The AL-KO KOBER Group is part of PRIMEPULSE – a high-performing network with stakes in around 60 businesses around the world. PRIMEPULSE pursues a long-term, value-oriented investment approach and acts as a strategic partner for its group companies, actively supporting them in their growth ambitions.

Learn more at www.primepulse.de/en



jung expansiv krisenfest
KOBER
Alois Kober KG Maschinenfabrik 8871 Großkötz/Günzburg Telefon 08221/2031





Innovation is our tradition

solo by AL-KO:
smart solutions
for your garden

AL-KO Gardentech's vision of garden technology is reflected in its level of expertise, ongoing development and pioneering approach. Our smart garden solutions and battery technology, for example, are making futuristic innovations a reality. From a leading manufacturer driven by a thirst for the cutting edge, coupled with a sense of responsibility, our intelligent solutions are revolutionising the worldwide garden equipment market. Wholly in line with our company's business philosophy, the products from the solo by AL-KO range show how convenient, network-enabled and intelligent garden care works. Engineered in Germany, made in Austria – the comprehensive solo by AL-KO Power Flex battery system guarantees the best possible results for ambitious users. We also recommend our state-of-the-art fleet of Robolinho® robotic lawnmowers. Together with the inTOUCH and innogy apps, it offers users a smarter solution which performs better with greater convenience. Whether it's the lawnmowers, lawn tractors or the many other high-quality items in the solo by AL-KO range, all of our products achieve an astonishing impact thanks to their all-round solutions, making garden care something everyone can enjoy.

Have fun browsing and discovering – and of course when you are putting smart solutions into practice with your solo by AL-KO garden tools.

Wolfgang Hergeth

Dr Wolfgang Hergeth
AL-KO Kober SE Executive Board



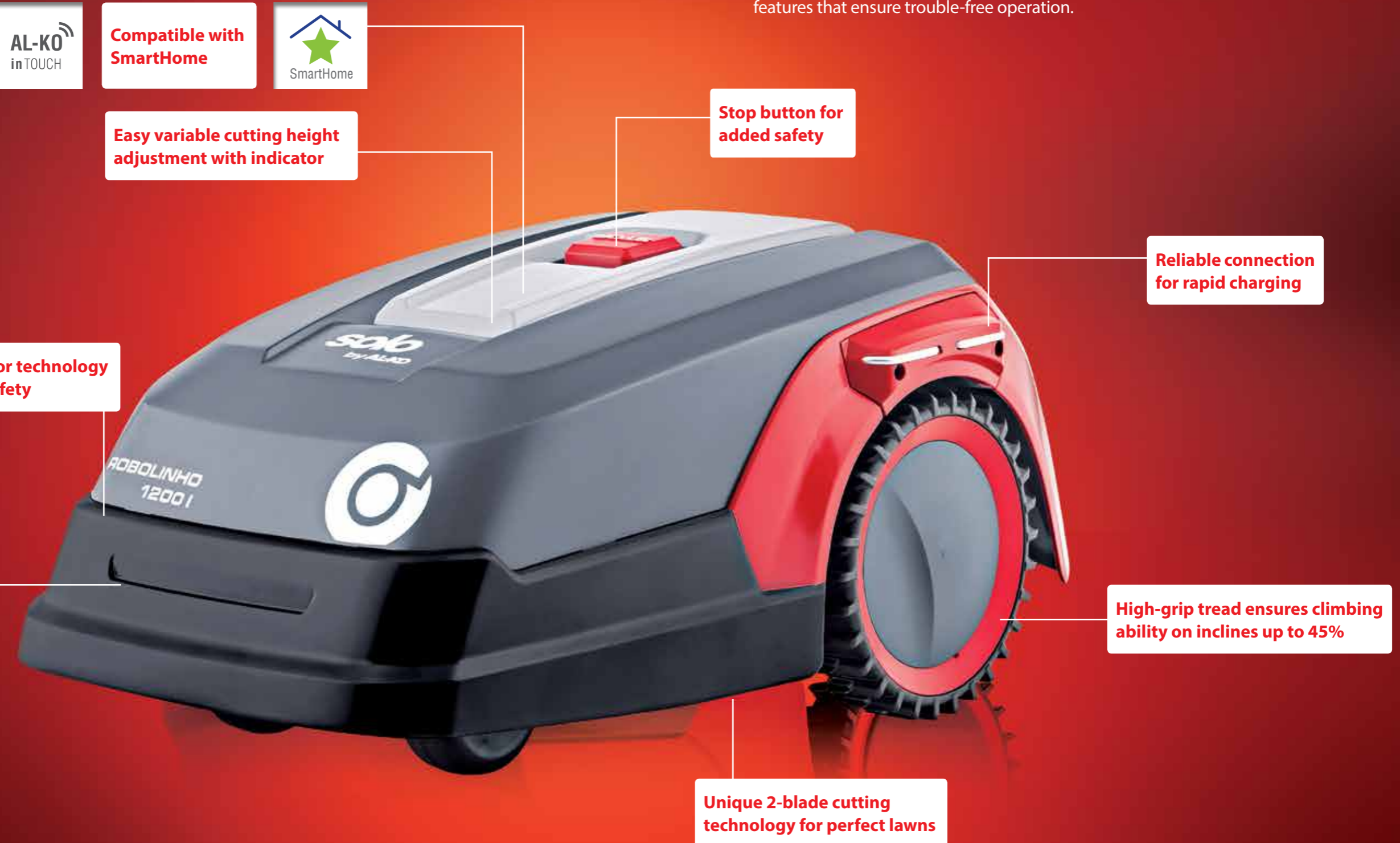
Lawnmowing
performance at
your fingertips



Robolinho® robotic lawnmowers: Fully automatic lawn care at the push of a button

Perfect in all details

Robolinho® robotic lawnmowers not only mow lawns up to 2000 m² completely automatically and reliably – they also offer a highly dynamic design and quiet operation. Developed by our skilled engineers from Germany and precisely manufactured in our production facilities in Austria, these devices also boast impressive interior components. The compact design, powerful lithium-ion battery, small turning circle and high-performance drive are just a few of the features that ensure trouble-free operation.





Easy to install: you'll be up and running in no time



Your path to fully automatic lawn care

The Robolinho® robotic lawnmowers are ready for use in just a few steps. Set up and anchor the home station, lay the supplied boundary cable around the mowing area, program the operating times, and that's it.

It's even easier when you leave on-site installation to your Robolinho® dealer. They would be happy to provide you with any help you need.

- | Install the home station in a location protected from the weather
- | Lay the boundary cable once around the mowing area
- | Exclude obstacles such as flower beds and pools using the boundary cable
- | Close-corner mowing: the minimum distance of the boundary cable to walls is 20 cm
- | Navigation of corridors as narrow as **60 cm**
- | Easy to set up thanks to the installation advice obtained through the AL-KO inTOUCH smart garden app



Intelligence. Convenience. Connectivity.

- | Interactive online installation advisor
- | Planting guides
- | Product advisor
- | Garden tips
- | Service contacts
- | Immediate information when incidents occur during operation
- | Robolinho® control
 - Mowing times
 - Settings
 - Area assignments

SIT BACK
AND RELAX –
as Robolinho®
does all the
work for you.

THE SMART GARDEN COMPANY

AL-KO inTOUCH Smart Garden app*

With AL-KO inTOUCH Smart Garden you can use your Robolinho® from any location – whether you're on holiday or lounging on the sofa. For example, you can start the Robolinho®, tell it to stop, create mowing schedules or display its current operating state. With AL-KO inTOUCH Smart Garden, you will also be able to add additional devices from the AL-KO range. Suitable accessories and other AL-KO appliances are just one click away, and can be ordered from the app.



innogy SmartHome platform*

innogy SmartHome can connect smart AL-KO devices with intelligent devices from other manufacturers via the SmartHome gateway. For example, a smart motion or presence detector can send the Robolinho® back to its charging station when you step onto the lawn so that users can move freely in the garden.



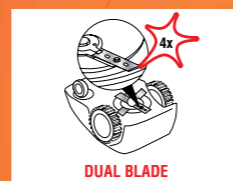

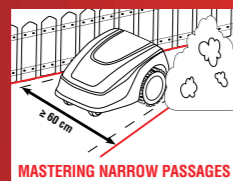
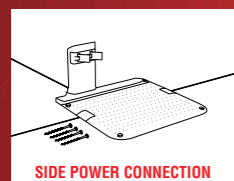
WLAN connection

If you don't need an elaborate innogy SmartHome solution, an alternative WLAN-enabled Robolinho® will be available to purchase from May 2019. This particular device can be controlled directly via AL-KO inTOUCH Smart Garden from your smartphone. If you then also integrate the Robolinho® into your WLAN home network, you can control it via AL-KO inTOUCH Smart Garden and Amazon Alexa at any time (even when you're on the go or on holiday).

Privacy

AL-KO takes the protection of your personal data extremely seriously. For this reason, all of our web and app operations comply with the applicable privacy and data protection legislation.

*Operation only in conjunction with the innogy gateway and dongle (see page 21)



Download the AL-KO and innogy app here:



Robolinho® robotic lawnmowers: For any lawn and any requirement



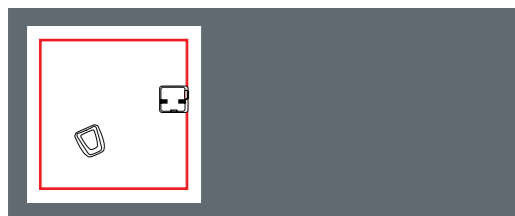
Robolinho® 700 E / 700 I

For areas of up to 700 m²



Small, compact and agile. The Robolinho® 700 E / 700 I, with its heavily contoured wheels, can manage slopes of up to 45%. The good ground clearance also allows it to work on higher, thick grass. The double-bladed mower deck with its turning blades **increases service life 4-fold** in left-hand and right-hand rotation.

Art. 127 446
Art. 127 447 inTOUCH



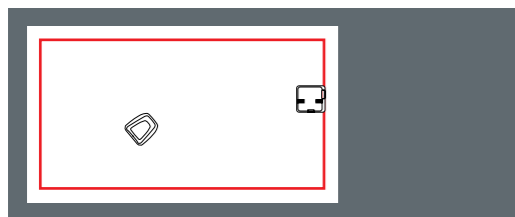
Robolinho® 1200 E / 1200 I

For areas of up to 1200 m²



The Robolinho 1200 is ideal for maintaining lawns up to 1200 m² in area. In addition to its outstanding lawn mowing performance, it can also manage small passages **as narrow as 60 cm wide**, without even needing any additional installations. Six individually adjustable starting points reliably ensure easy accessibility to more hard-to-reach areas in complex gardens. Along with the clever rain sensor and other setting options, these ensure reliable and convenient operation.

Art. 127 526
Art. 127 527 inTOUCH




Robolinho® 2000 E / 2000 I

For areas of up to 2000 m²



The largest addition to the Robolinho family boasts an incredibly efficient operating principle with an enormous mowing capacity of **up to 2000 m²**. The high-performance and incredibly quiet drive motors, combined with the excellent ground clearance and the tried-and-tested mulching blade system, ensures fully automatic operation. What's more, controlling the device from the simple display or your smart-phone via inTOUCH couldn't be easier.

Art. 127 528
Art. 127 529 inTOUCH



Additional technical information can be found on page 145 or at www.solobyalko.com.

Please note: Depending on availability, pure solo or AL-KO products may be delivered. These are identical in construction and only differ in look from the products shown.

	Robolinho® 700 E Robolinho® 700 I <small>inTOUCH</small>	Robolinho® 1200 E Robolinho® 1200 I <small>inTOUCH</small>	Robolinho® 2000 E Robolinho® 2000 I <small>inTOUCH</small>
Lawnmowing area*	Max. 700 m ²	Max. 1200 m ²	Max. 2000 m ²
Climbing ability	45%	45%	45%
Cutting width	22 cm	23 cm	23 cm
Mowing time/charging time (max.)	60 / 60 min	120 / 120 min	180 / 170 min
Dimensions (L x W x H)	600 x 400 x 290 mm	625 x 440 x 290 mm	625 x 440 x 290 mm
Cutting height adjustment	25-55 mm, manual	25-55 mm, manual	25-55 mm, manual
Lithium-ion battery	2.25 Ah / 20 V	2.9 Ah / 25.2 V	4.4 Ah / 25.2 V
Volume in mowing mode	Max. 60 dB (A)	Max. 60 dB (A)	Max. 60 dB (A)
2-blade cutting technology	✓	✓	✓
Rain sensor	✓	✓	✓
Free choice of entry points	3	6	9
Installation of 2nd home station	-	✓	✓
Art. no.	127 446 127 447 <small>inTOUCH</small>	127 526 127 527 <small>inTOUCH</small>	127 528 127 529 <small>inTOUCH</small>
EAN no.	400 371 805 8185 400 371 805 8192 <small>inTOUCH</small>	400 371 805 9885 400 371 805 9892 <small>inTOUCH</small>	400 371 805 9908 400 371 805 9915 <small>inTOUCH</small>

Operation with inTOUCH app only in conjunction with the innogy gateway and dongle (see page 21). WLAN-enabled Robolinho available from May 2019.

*The maximum operating area may be reduced by the layout of the garden as well as the number and size of the obstacles.

Your benefits at a glance

- | The Robolinho® devices are very quiet when in operation
- | The Robolinho® devices are incredibly eco-friendly thanks to their low energy consumption
- | The grass clippings don't have to be disposed of, and thus can be used as natural fertilizer (mulch)
- | It makes the grass thicker, stronger and tidier
- | Easy installation, reliable operation and simple controls, saving you a great deal of time
- | A comprehensive safety system with several sensors ensures protection in all scenarios



Additional product benefits

Sleek home station
with an integrated home button for stopping the lawnmower at any time

Operating state display
LED indicators on home station

Simple installation
Display of all operating states and reliable connection

Convenient winter storage
Easy-to-remove charging station

Convenient height adjustment
Variable setting with cutting height indicator

Sensitive operation
With a large keypad and short-stroke keys

Clear menu navigation for intuitive adjustment of all operating parameters

Integrated rain sensor

Easily replaceable battery

inTOUCH connectivity
For even greater convenience



A unique blade system
For particularly fine lawn trimming

Four-fold blade service life
Reversible blade with left-hand and right-hand rotation

Efficient cutting width up to 23 cm
For optimum area coverage

Generous ground clearance
Well suited for overcoming terrain

Drive wheels with optimised traction
Climbing ability up to 45%



Maximum safety – everything under control

Five independently operating sensors work together with a sophisticated safety system, ensuring comprehensive operational safety. During day-to-day operation, the Robolinho® identifies obstructions and reliably evades them. And thanks to its optimised construction, it reliably prevents unintentional access.



Robotic lawnmower garage

The transparent roof provides all Robolinho® robotic lawnmowers with optimum protection against the weather during charging and idle times without hindering its functions. What's more, the practical folding mechanism ensures easy access to the operating panel at all times.



Robotic lawnmower garage, folding
Suitable for all Robolinho® robotic lawnmowers
Art. no. 113 350
EAN no. 400 371 805 5672

Accessories



Home station with base plate
Robolinho® 700 E + I / 1200 E + I / 2000 E + I
Art. no. 127 516
EAN no. 400 371 835 1897



Cable repair kit
Art. no. 127 327
EAN no. 400 371 805 5139



Reinforced loop wire on roller (250 m)
Art. no. 127 335
EAN no. 400 371 805 5924



Loop wire (150 m)
Art. no. 119 462
EAN no. 400 371 835 1484



Ground nails (90 pcs)
Art. no. 119 461
EAN no. 400 371 805 9571



innogy gateway SmartHome central console
Art. no. 127 420
EAN no. 400 371 805 7386




Blade disc incl. blade
Robolinho® 700 I + E Ø220
Art. no. 127 467
EAN no. 400 371 805 8598



Lemonbeat dongle Antenna for gateway
Art. no. 127 421
EAN no. 400 371 805 7393

Robolinho® 1200 I + E / 2000 I + E Ø230
Art. no. 127 544
EAN no. 400 371 806 0287



Replacement blades (3 x 2 pcs) Robolinho®
700 E + I / 1200 E + I / 2000 E + I
Art. no. 127 465
EAN no. 400 371 805 8574








Additional technical information can be found on page 145 or at www.solobyalko.com.


solo – the person is the focus

solo by AL-KO focuses on the person, around whom everything revolves. That's why all products bear a round signet that represents the user in their work environment, thus highlighting the interaction between human and machine. This is also the origin of the "solo" brand name, which refers to the fact that an individual person was able to work a vineyard alone for the first time thanks to innovative spray technology.



Recommended lawn areas for Robolinho® and battery lawnmowers

	4237 Li P ■■■ POWER FLEX	Max. 600 m ² Lawn mowing performance
	4237 Li SP ■■■ POWER FLEX	Max. 600 m ² Lawn mowing performance
	4757 Li SP ■■■ POWER FLEX	Max. 700 m ² Lawn mowing performance
	4757 Li VS ■■■ POWER FLEX	Max. 700 m ² Lawn mowing performance
	Robolinho® 700 E/I	Max. 700 m ² Lawn mowing performance
	Robolinho® 1200 E/I	Max. 1200 m ² Lawn mowing performance
	Robolinho® 2000 E/I	Max. 2000 m ² Lawn mowing performance



STRONGER, MORE EFFICIENT, BETTER LEADING WITH BATTERY POWER



"After a stressful day it's not always easy to find time for yourself. That's why I wind down by taking a ride on my Harley Davidson. The feeling of freedom I get riding on the limitless road, with an unmistakable sound and appearance – it's an experience nothing can quite match up to. Except one other thing, perhaps..."

All of the devices shown can be found on page 36 onwards.



POWER



PERFECTION

POWER FLEX

Frank's private life and career are linked to his passion for high-powered machines. Most of the time, if he isn't working he's riding his motorbike on the road. In order to manage the day-to-day stresses of life, Frank believes machines have to make the impossible possible. Because when he does something, it has to be done right and without any compromises. A number of years ago Frank became an independent gardener and landscaper, and has since then been responsible for maintaining gardens and property estates, such as on a quietly secluded retirement home. To protect the residents from the noise of maintaining green spaces while also achieving the best performance possible, he needs reliable and high-quality machines which help him overcome daily challenges. That's why solo by AL-KO is the brand he trusts. With the Power Flex battery family – including its range of 14 devices, all of which can be operated with the same battery – Frank can do his job to the highest standard with less effort, lower emissions, reduced noise and without the need for cables.



LEADING WITH BATTERY POWER



PASSION



"Whether you're sawing through tough logs, working with brushcutters in the brambles, mowing large fields or trimming metre-long hedges – the tools in the solo by AL-KO range give me the freedom I need and the feeling of being able to overcome any challenge. It's a feeling I would only otherwise get when I'm on the road with my Harley!"

STRONG



The devices shown can be found on page 36 onwards.

Power Flex – innovative battery technology and high performance





The Power Flex battery

The shared power source of the Power Flex battery range is provided by the max. 42 V / 7.5 Ah lithium-ion battery unit. This enables impressive performance characteristics while being free of cables, emissions and noise. And thanks to its lithium-ion cells, it is extremely long-lasting – all without the memory effect.

Battery appliances for professionals

With the Power Flex battery range, solo by AL-KO provides green battery power for semi-professional and professional users. An LED indicator allows you to check the battery status, thus giving you the ability to plan tasks perfectly. When the battery power is low, it is easy and quick to replace the battery and continue working. An empty battery charges in around 2.5 hours.

Perfect work results: flawless lawns with the four solo by AL-KO battery mowers, perfectly sculpted hedges thanks to the Power Flex battery hedge trimmers HT 4260, professional wood working with the Power Flex battery chain saws CS 4235, clear pathways with the Power Flex leaf blowers LB 4250 or detailed green spaces with the Power Flex battery brushcutters/lawn trimmer GT 4235. The Power Flex battery multi-tool MT 42 loop handle enables hedge trimming, pruning and lawn trimming when fitted with the corresponding attachments. For the Power Flex battery chain saws CS 4235 and the battery hedge trimmers HT 4260, there is also a convenient battery harness system BTA 42 which will make your work more ergonomic – even when working at heights.

One battery for all jobs

Whether you're trimming hedges, trimming the lawn, wood cutting, pruning or lawn mowing, the Power Flex battery range promises the best working results at expert level with just one battery. All in all, it puts a green tick next to all professional-level jobs.

A single battery
the whole year
round...

 POWER FLEX



Emission-free battery power



Battery lawnmowers: Multi-functional for pure mowing pleasure

Mowing without the struggle

The innovative battery lawnmowers from solo by AL-KO boast a robust deck made from premium steel and two different powerful motors. The range also includes model-specific convenience features. For example, three different wheel drive versions (walk-behind, wheel drive and vario speed wheel drive) are available. There are also models with and without side discharge as well as a mulching function.



*not available for all models

Environmentally friendly **POWER FLEX** for unrivalled green gardening

4237 Li P

The compact one



At 26 kilograms, it is the lightest of the four battery lawnmowers of the Power Flex series. The walk-behind lawnmower ensures perfectly maintained lawns thanks to its 42 V / 7.5 Ah lithium-ion battery pack. The 70-litre plastic collection box and a central height adjustment handle makes convenient lawnmowing a reality. The entry-level model is the ideal tool for a beautifully green garden.

Art. 127 511

Package
incl. battery and charger
Art. 127 537
EAN no. 400 371 806 0003

4237 Li SP

Versatile battery lawnmower



Green mowing with enhanced technology. Thanks to the powerful max. 42 V, 7.5 Ah lithium-ion battery, the battery lawnmower 4237 Li SP guarantees perfect results in proven solo by AL-KO quality – quietly and without unpleasant exhaust gases. Mowing is made even more enjoyable by the 70-litre fabric grass catcher, the central height adjustment function and many other additional features.

Art. 127 388

Package
incl. battery and charger
Art. 127 413
EAN no. 400 371 805 7225



4757 Li SP

The battery-driven all-rounder



**Familienheim
und
Garten
PRAXISTEST**
Unser Urteil
SEHR GUT
7/2017

Efficient, emission-free, silent mowing means that the 4757 Li SP is the perfect partner not only for environmentally conscious garden enthusiasts – semi-professional users will also take pleasure in this battery mower with its cutting width of 46 cm. The heart of the machine is the max. 42 V, 7.5 Ah battery unit. However, other features including mulching function and side discharge make this a very impressive mowing solution.

Art. 127 389

Package
incl. battery and charger
Art. 127 414
EAN no. 400 371 805 7232



4757 Li VS

The king of the battery mowers



The powerful lithium-ion battery unit with 42 V max. / 7.5 Ah and a vario drive of approx 2.5 to 4.5 km/h, for adjusting the speed to personal preferences, are sure to win the hearts of garden enthusiasts. Mowing with the premium model of the Power Flex series is a pleasure thanks to the 70-litre plastic collecting box with fill-level indicator, a central height adjustment function and stable aluminium handlebar reinforcement. The entire package provides a four-in-one function, combining lawn mowing, grass catching, mulching and even side discharge, allowing you to mow the lawn the way you want.

Art. 127 512

Package
incl. battery and charger
Art. 127 538
EAN no. 400 371 806 0010

*The product has been given awards and recommended by a German test institute and magazine.

POWER FLEX



	4237 Li P	4237 Li SP	4757 Li SP	4757 Li VS
Cutting width	42 cm	42 cm	46 cm	46 cm
For lawns of max. size	600 m ²	600 m ²	700 m ²	700 m ²
Mulching / side discharge	- / -	- / -	✓ / ✓	✓ / ✓
Cutting height Cutting height adjustment	30-80 mm Central	30-80 mm Central	30-80 mm Central	30-80 mm Central
Battery type	42 V max. / 7.5 Ah / Li-ion	42 V max. / 7.5 Ah / Li-ion	42 V max. / 7.5 Ah / Li-ion	42 V max. / 7.5 Ah / Li-ion
Max. battery operating/ charging time*	30/150 min.	30/150 min.	30/150 min.	30/150 min.
Battery / charger included in delivery	- / -	- / -	- / -	- / -
Wheel drive	-	1-speed	1-speed	Vario speed approx. 2.5-4.5 km/h
Mower deck	Steel plate	Steel plate	Steel plate	Steel plate
Volume of catcher box	70 l	70 l	70 l	70 l
Wheels Ø front/rear	180/220 mm	180/220 mm	200/280 mm	200/280 mm
Weight (net)	26.0 kg	28.0 kg	32.0 kg	32.8 kg
Art. no. EAN no.	127 511 400 371 805 9984	127 388 400 371 805 6471	127 389 400 371 805 6488	127 512 400 371 805 9991
Replacement blade Art. no. / EAN no.	113 347 400 371 805 5658	113 347 400 371 805 5658	113 348 400 371 805 5665	113 348 400 371 805 5665

*The maximum area and operating time may differ due to the weather, the material to be cut and the characteristics of the garden.

Power Flex battery and charger



Power Flex battery
max. 42 V / 7.5 Ah /
lithium-ion
Art. 127 390
EAN no. 400 371 805 6495

Shake gently to activate the battery



**Charger for
Power Flex battery**
Art. 127 391
EAN no. 400 371 805 6518

Additional technical information can be found on page 145 or at www.solobyalko.com.



Battery multi-tool

POWER FLEX

MT 42

Brushcutters Li Loop – multi-tool basic



The base tool for the brushcutter, trimmer, hedge trimmer or pruner attachment is the Power Flex battery multi-tool MT 42 Li. Thanks to its low basic weight and the ergonomic handles, it is the perfect base unit for working with attachments. The appliance is emissions-free and low in noise and vibrations. The quick-change system allows you to attach the various tools in next to no time.

Art. 127 437

HTA 4245

Battery multi-tool Li – hedge trimmer attachment



The swivelling and flexible Power Flex battery hedge trimmer attachment HTA 4245 is a versatile choice for the multi-tool base unit: With the 45 cm long, counter-rotating blade, the hedge trimmer, powered by a brushless motor, produces perfectly trimmed results. The quick adjustment of the angle by 15 degrees can be carried out at the push of a button. In addition, a total of nine different angle positions, including home position, cover a working radius of 270 degrees.

Art. 127 438

CSA 4220

Battery multi-tool Li pruner attachment



If trees need to be trimmed back or branches need to be removed, the Power Flex battery pruner attachment CSA 4220 offers the best conditions for stress-free working – even when using it at height. The high-quality bar and 3/8" special chain, each manufactured by Oregon, transform the professional-grade power generated by the brushless motor into pure performance.

Art. 127 439

BCA 4235

Battery multi-tool Li – line head and cutter head attachment



The Power Flex battery brushcutter attachment BCA 4235 gives the finishing touch to green spaces. Whether you use a cutter head or line head, you can sculpt your green spaces to suit your personal taste. The brushless motor ensures the highest in cutting precision.

Art. 127 463

MTA 42

Extension



Need to reach higher? Then the extension MTA 42 for hedge trimmers HT 4245 and the pruner CSA 4220 is the perfect tool for you.

Art. 127 476
EAN no. 400 371 805 8772



Battery range: Cable-free power packs

POWER FLEX

GT 4235

Battery brushcutter with bike handle



The Power Flex battery brushcutters / lawn trimmer GT 4235, complete with a powerful brushless motor, fits perfectly in your hand with a weight of around 5 kg including the battery. A balanced design, ergonomic bike handles and low-vibration operation guarantee fatigue-free usage while working. The diameter of the line head at 360 mm and of the cutter head at 255 mm gives you the flexibility to give your lawn the final touches. Using the sliding knob you can change the speed from the normal Eco setting to the Power speed. Blade and line spool are included with your purchase.

Art. 127 436

HT 4245

Trimming hedges: flexible and comfortable



Trimming hedges has never been so comfortable! Thanks to the compact blades at 450 mm in length, a weight of only 3.5 kg and the high-performance brushless motor, you can trim any hedge with optimum comfort. To protect your wrists, the handle can be adjusted through 3 stages. The operating speed can be ideally adjusted for any working environment using the Eco and Power speed buttons. The battery is carried comfortably in the solo by AL-KO harness pouch BTA 42, sharing the weight load of the battery between your shoulders.

Art. 127 510

Package

With battery/charger/harness pouch

Art. 127 539
EAN no. 400 371 806 0027

HT 4260

Perfect shape



The Power Flex battery hedge trimmer HT, with its brushless motor, weighs a mere 3.6 kg. The 600 mm long saw with a tooth gap of up to 28 mm does a fine job without the need for troublesome cables. In addition to the three-stage, rotating (90°-0°-90°), ergonomic handle for protecting your wrists, two operating speeds ensure the highest level of flexibility. The normal Eco speed mode runs at 1200 rpm; the Power speed setting at 1500 rpm. The counter-rotating safety blades offer extra safety. The practical solo by AL-KO belt system BTA 42 has an ergonomic and power-saving effect.

Art. 127 440

Package

With battery/charger/harness pouch

Art. 127 480
EAN no. 400 371 805 8864

Can only be used in conjunction with the harness pouch with shoulder belt

LB 4250

Say goodbye to autumn leaves



With the simple, compact leafblower with a powerful 42 V max. / 7.5 Ah lithium-ion battery unit, those leaves don't stand a chance! What's more, the Power mode button along with the low weight of only 2.2 kg ensure comfortable working conditions. Simply attach the blowing tube and you're ready, without any effort being spent on assembly. The battery is easy to carry around thanks to the useful solo by AL-KO harness pouch BTA 42.

Art. 127 507

Can only be used in conjunction with the harness pouch with shoulder belt

B300 Li

Battery



The 42 V, 7.5 Ah Power Flex battery provides impressive performance making it possible to mow areas of up to 700 m² depending on the state of the grass and the terrain with a single battery charge. It is extremely long-lasting and non-self-discharging thanks to its lithium-ion cells. An LED display provides an exact indication of the charge level at all times. When the battery charge level falls too low, the battery can be changed quickly and easily. The charge time in the easy-to-use charger is approximately 2.5 hours.

Art. 127 390

BTA 42

Harness pouch with shoulder belt



With the Power Flex battery hedge trimmer HT 4260, HT 4245, LB 4250 and the Power Flex battery chain saw CS 4235, the convenient solo by AL-KO belt system BTA 42 provides ergonomic support to your work. Both appliances are thus significantly easier to manoeuvre. The battery is held in a climbing pouch which is fastened to the belt, supplying the appliances with power via a cable (1.5 m). The belt pouch can be hooked on the side or rear of the supplied harness as required. Space in the pouch for your smartphone and other items offers added convenience. The shoulder belt, USB port and storage pouch for charging your smartphone are all included with your purchase.

Art. 127 442
EAN no. 400 371 805 8024

Technical details – Power Flex



	MT 42	HTA 4245	CSA 4220	BCA 4235
	Multi-tool base unit	Multi-tool attachment	Multi-tool attachment	Multi-tool attachment
Operating width Ø blades/lines	–	45 cm	20 cm	25.5 cm / 36 cm
Motor	–	Brushless	Brushless	Brushless
Chain speed	–	–	12 m/s / 14 m/s	–
Chain lubrication	–	–	Automatic	–
Chain	–	–	3/8" spec.	–
Bar length	–	45 cm	20 cm / 8"	–
Accessories	–	–	–	–
Operating time with load	–	up to 100 min.	up to 100 min.	up to 120 min.
Stroke rate in rpm	–	1500 / 1750	–	–
Pivoting angle	–	270° / 9 positions	–	–
Weight (without battery)	2.2 kg	2.3 kg	2.1 kg	1.9 kg
Total weight	4.0 kg	5.3 kg	4.7 kg	5.5 kg
Chain oil volume	–	–	120 ml	–
Blade thickness / line thickness	–	–	–	2 mm / Ø 2.0
Tooth gap	–	up to 28 mm	–	–
Art no.	127 437	127 438	127 439	127 463
EAN no.	400 371 805 7973	400 371 805 7980	400 371 805 7997	400 371 805 8727

POWER FLEX



	GT 4235	HT 4245	HT 4260	LB 4250
Working width Ø blades/lines	25.5 cm / 36 cm	45 cm	60 cm	–
Motor	Brushless	Brushless	Brushless	Brushless
Bar length	–	450 mm	600 mm	–
Accessories	incl. blades / line spool	–	–	–
Operating time with load	up to 100 min.	up to 150 min.	up to 150 min.	up to 50 min.
Stroke rate in rpm	–	1200/1500	1200/1500	–
Pivoting angle	–	3-stage (90°-0°-90°)	3-stage (90°-0°-90°)	–
Weight (without battery)	3.7 kg	3.5 kg	3.6 kg	2.2 kg
Total weight	5.3 kg	To be used with harness pouch	To be used with harness pouch	To be used with harness pouch
Blade thickness / line thickness	2 mm / Ø 2.0 mm	–	–	–
Tooth gap	–	up to 28 mm	up to 28 mm	–
Art no.	127 436	127 510	127 440	127 507
EAN no.	400 371 805 7966	400 371 805 9724	400 371 805 8000	400 371 805 9694



Battery chain saws



CS 4235

Battery chain saw with 25 / 30 / 35 cm bar



The powerful Power Flex chain saw enables operation at reduced weight since the battery is located in the harness pouch and not in the appliance. The exceptional cutting performance combined with the high chain speed is impressive to behold. In Power mode, up to 22 m/s is possible. The quick-tension chain wheel enables the chain to be tightened and set without tools – this means even the chain and guide bar can be changed quickly. The clear oil level indicator, which can be seen from both sides through a viewing window, is a further advantage of this appliance.

You can also choose from three different bar lengths: 25, 30 or 35 cm.



Can only be used in conjunction with the harness pouch with shoulder belt

	CS 4235	CS 4235	CS 4235
Bar length	25 cm	30 cm	35 cm
Motor	Brushless	Brushless	Brushless
Chain speed	$V = 15 / 21 \pm 1 \frac{m}{s}$	$V = 15 / 21 \pm 1 \frac{m}{s}$	$V = 15 / 21 \pm 1 \frac{m}{s}$
Chain lubrication	Automatic	Automatic	Automatic
Chain	3/8" spec.	3/8" spec.	3/8" spec.
Bar length	25 cm / 10"	30 cm / 12"	35 cm / 14"
Drive links	40 E / .043" / 1.1 mm	45 E / .050" / 1.3 mm	52 E / .050" / 1.3 mm
Operating time	up to 40 min.	up to 35 min.	up to 35 min.
Weight (without battery)	3.2 kg	3.2 kg	3.2 kg
Total weight	To be used with harness pouch	To be used with harness pouch	To be used with harness pouch
Chain oil volume	250 ml	250 ml	250 ml
Art no.	127 551	127 552	127 553
EAN no.	400 371 806 0256	400 371 806 0263	400 371 806 0270

For accessories, see page 142/143



Speed and elegance on four wheels



Ride-on lawnmowers: NEW! Small, precise and manoeuvrable

Optional
deflector

Comfortable,
adjustable seat

Reverse mowing
at full speed

Anti-slip steering wheel

Easy-to-reach
controls

Powerful AL-KO
Pro or B&S engine

Optimised steering thanks
to the transmission gearing*

Large grass catcher
with telescopic lever

Fill level indicator
with acoustic signal

Hydrostatic drive
with foot pedal*

Low overall width
of max. 80 cm

Deflector
(suitable for both models)
Art. no. 127 534
EAN no. 400 371 805 9793

*not available for all models

R 7-63.8 A

Rider **Comfort**

Small is beautiful



Thanks to its small overall width of only 80 cm, the Rider is the ideal vehicle for narrow garden entrances. Extremely manoeuvrable and compact, the dynamic ride-on mower handles winding plots of land or obstacles with ease. The blade with a 62 cm cutting width and the 4.2 kW AL-KO Pro engine ensure consistently neat mowing results and ideal grass-catching performance even when the grass is thick and damp. The collector also includes a fill level indicator fitted as standard with an acoustic warning signal.

Art. 127 486

R 7-65.8 HD

Rider **Premium**

Both fun and agile



Based on the tractors, the premium model of the ride-on lawnmowers also features a hydrostatic drive. The ergonomically arranged control elements, an additional transmission gearing for optimised steering and also the grass catcher's fill level indicator fitted as standard boost the comfort of this ride-on lawnmower to a new level. It is driven by a powerful Briggs & Stratton engine which, in combination with the variable transmission, ensures rapid progress. And thanks to its sophisticated and patented operating mechanism, reverse mowing is now possible at any time and even at full speed after a small adjustment.

Art. 127 487

Ride-on lawnmowers	R 7-63.8 A	R 7-65.8 HD
Engine	AL-KO Pro 225 (1 cylinder)	Briggs & Stratton 950E (1 cylinder)
ccm / kW / rpm	224 / 4.2 / 3000	223 / 4.0 / 3000
Cutting width/mowing circle radius	62 / 63 cm	62 / 63 cm
Cutting height adjustment	Central, 4-stage	Central, 4-stage
Cutting height	2.5-7.5 cm	2.5-7.5 cm
Transmission (forward/reverse)	Manual gearbox (F: 4 / R: 1)	Foot hydrostatic (T1)
Speed forwards/reverse	0-4.5 / 0-1.5 km/h	0-6.2 / 0-3.8 km/h (can be set to any speed within these limits)
Mower deck / blades	Sheet steel / 1 blade	Sheet steel / 1 blade
Grass catcher	130 l	130 l
Wheel Ø (mm front/rear)	11 x 4.0-5 / 13 x 5.0-6	11 x 4.0-5 / 13 x 5.0-6
Art no.	127 486	127 487
EAN no.	400 371 805 9304	400 371 805 9298

Additional technical information can be found on page 145 or at www.solobyalko.com.



Comfort side discharge tractor – discover the beautiful side to mowing grass

Comfort

Ergonomic working position, with barrier-free access

Anti-slip steering wheel

Hydrostatic drive with foot pedal

Powerful AL-KO Pro engines with OHV technology

Wide tyres for optimal traction

Tow hitch can be fitted as an optional extra

Convert to mulching function without needing any tools

Mulching insert attached to mower deck*

Mower deck can be dismantled in just a few minutes

Precise edge mowing

Side discharge with optimal deposit of cuttings

Patented free-wheel mechanism for protecting the transmission: With this special mechanism, the forwards/backwards accelerator pedal is switched off while braking. This protects the transmission and increases the machine's service life when the accelerator pedal is operated at the same time as the brakes.



T 13-93.7 HDS-A

Tractor

Comfort

Powerful and versatile



With a 95 cm operating width, powerful AL-KO Pro engine (6.3 kW), the hydrostatic drive and outstanding appliance ergonomics, the side discharge tractor is ideal for medium-sized lawns. The mulching insert included as standard and the various optional attachment devices also make it a versatile tool in both summer and winter.

Art. 127 471

T 22-111.7 HDS-A V2

Tractor

Comfort

Compact and powerful



Thanks to its powerful 2-cylinder AL-KO Pro engine and 110 cm wide mowing deck with mulching function, the side discharge tractor guarantees quick and effective operation on large areas. The large, wide tyres always ensure outstanding traction and avoid wheel ruts on the lawn. The foot hydrostatic and the electromagnetic blade brake clutch are easy to use for conveniently switching the mower deck on and off. The quick-change system of the mower deck enables rapid adjustment to winter service.

Art. 127 445

Comfort side discharge tractor	T 13-93.7 HDS-A	T 22-111.7 HDS-A V2
Engine	AL-KO Pro 350	AL-KO Pro 700 V2
ccm / kW / rpm	352 / 6.3 / 2900	708 / 13 / 2700
Number of cylinders	1	2
Cutting width/mowing circle radius	95 / 65 cm	110 / 60 cm
Cutting height adjustment	Central, 6-stage	Central, 6-stage
Cutting height	3-8 cm	3-8 cm
Transmission	Foot hydrostatic (T2)	Foot hydrostatic (T3)
Mower deck / blades	Sheet steel / 2 blade	Sheet steel / 2 blade
Speed forwards/reverse	0-8 / 0-3.5 km/h	0-9 / 0-4 km/h
Wheel Ø (mm front/rear)	15x6.0-6 / 18x8.5-8	15x6.0-6 / 18x8.5-8
Art no.	127 471	127 445
EAN no.	400 371 805 8680	400 371 805 7751

*not available for all models

Additional technical information can be found on page 145 or at www.solobyalko.com.

Comfort rear discharge tractor: Rapid and elegant lawn vehicles

Comfort

Functional and ergonomic

With the solo by AL-KO Comfort tractor, we have made tried-and-tested solutions that little bit better. These Comfort tractors are distinguished by their outstanding degree of mowing performance and functionality for the user. The Comfort lawn tractor is an appliance based on modern manufacturing technology, with excellent mowing performance and an attractive price-performance ratio.



Patented free-wheel mechanism for protecting the transmission: With this special mechanism, the forwards/backwards accelerator pedal is switched off while braking. This protects the transmission and increases the machine's service life when the accelerator pedal is operated at the same time as the brakes.

*not available for all models

Comfort rear discharge tractor: The entry-level model in the tractor class

T 13-93.7 HD Tractor **Comfort** Ideal for level lawns



With a 93 cm mowing width, a foot hydrostatic with ergonomically arranged pedals and a powerful 6.3 kW engine from Briggs & Stratton, this entry-level model has everything you need to tackle medium to large lawns. When the box is full, the optimal pivot point and telescopic lever make it easier for it to be emptied. A mulching kit is available as an optional extra.

Art. 127 416

T 16-93.7 HD V2 Tractor **Comfort** A powerhouse for every kind of terrain



With a cutting width of 93 cm and a powerful 2-cylinder 9.6 kW Briggs & Stratton engine, this lawn tractor is a true powerhouse. A compact lawn tractor for any terrain. An extensive range of accessories and the easy-to-remove mowing deck make it highly versatile in the summer as well as in winter for snowploughing. Fitted with bright LED headlights as standard.

Art. 127 443

T 15-93.7 HD-A Tractor **Comfort** Extra power when mowing



Plenty of performance on a budget – that's the motto of this compact entry-level tractor which, besides its attractive price-performance ratio, boasts a 93 cm wide mowing deck, comfortable foot hydrostatic, large fabric grasscatcher and a powerful 7.7 kW AL-KO Pro engine with OHV technology.

Art. 127 417

T 15-103.7 HD-A Tractor **Comfort** For large lawns



A 103 cm cutting width combined with a powerful 7.5 kW AL-KO Pro engine – perfect conditions for maintaining larger lawn areas. The ergonomically arranged controls guarantee fatigue-free operation and the low and barrier-free access allows for easy mounting and dismounting.

Art. 127 418

T 16-103.7 HD V2 Tractor **Comfort** Workhorse with 2 cylinders



With its 103 cm wide mowing deck and the low-vibration, 9.1 kW 2-cylinder Briggs & Stratton engine, this lawn tractor is superbly equipped to deal with any terrain. In addition, the new, torsion-resistant frame guarantees a long service life, while the easily accessible controls and 300-litre grass catcher with gas spring support ensure simple handling. Fitted with bright LED headlights as standard.

Art. 127 444



Additional technical information can be found on page 145 or at www.solobyalko.com.

Technical details – rear discharge tractor



	T 13-93.7 HD	T 15-93.7 HD-A	T 16-93.7 HD V2	T 15-103.7 HD-A	T 16-103.7 HD V2
Engine	Briggs & Stratton 3130 Powerbuilt (PB)	AL-KO Pro 450	Briggs & Stratton Intek 7160 V2	AL-KO Pro 450	Briggs & Stratton Intek 7160 V2
ccm / kW / rpm	344 / 6.3 / 2600	452 / 7.7 / 2600	656 / 9.6 / 2600	452 / 7.5 / 2450	656 / 9.1 / 2450
Cutting width	93 cm (2 blades)	93 cm (2 blades)	93 cm (2 blades)	103 cm (2 blades)	103 cm (2 blades)
Lawn mowing performance	up to 6000 m ²	up to 6000 m ²	up to 6000 m ²	up to 7000 m ²	up to 7000 m ²
Cutting height / height adjustment	3–8 cm / central, 6-stage	3–8 cm / central, 6-stage	3–8 cm / central, 6-stage	3–8 cm / central, 6-stage	3–8 cm / central, 6-stage
Blade brake clutch	Electromagnetic	Electromagnetic	Electromagnetic	Electromagnetic	Electromagnetic
Number of cylinders	1 cylinder	1 cylinder	2 cylinders	1 cylinder	2 cylinders
Transmission	Foot hydrostatic (T3)	Foot hydrostatic (T3)	Foot hydrostatic (T3)	Foot hydrostatic (T3)	Foot hydrostatic (T3)
Wheels F/R (inches)	15x6.0-6 18x8.5-8	15x6.0-6 18x8.5-8	15x6.0-6 18x8.5-8	15x6.0-6 18x8.5-8	15x6.0-6 18x8.5-8
Grass catcher	220 l	220 l	220 l	220 l	300 l
Grass catcher emptying	Telescopic lever	Telescopic lever	Telescopic lever	Telescopic lever	Telescopic lever / gas pressure
Mulching	Optional	Optional	Optional	Optional	Optional
Bumper	Optional	Optional	Optional	Optional	Optional
Headlights	Optional	Optional	LED	Optional	LED
Length / width / height	239 / 102 / 114 cm	239 / 102 / 114 cm	239 / 102 / 114 cm	239 / 110 / 114 cm	252 / 110 / 114 cm
Art no.	127 416	127 417	127 443	127 418	127 444
EAN no.	400 371 805 7287	400 371 805 7294	400 371 805 7737	400 371 805 7300	400 371 805 7744



The Intek engines

Many lawn tractors are equipped with the high-quality, air-cooled Intek engines from the US manufacturer Briggs & Stratton. That's because it's one of the best power units available on the market in terms of lawn tractors. Thanks to its cast-iron cylinder liners, pressure lubrication with oil filter, anti-vibration system and modern OHV technology with overhead valves, it is also extremely durable and reliable – both in day-to-day use and more demanding applications.

Premium rear discharge tractor: The elite among lawn tractors

Premium

The highest in functionality and convenience

The solo by AL-KO Premium lawn tractor turns a highly functional garden tool into an emotional driving experience. You will feel the comfort as soon as you sit behind the wheel, you can rely on its safety as soon as you turn the key and experience driving pleasure when you take it for a spin around your garden. With proven and powerful 4-stroke engines under the bonnet and cutting widths up to 125 centimetres, you get the right machine for any requirement and application.

Ergonomic seat position that can be adjusted to your needs

Catcher emptying with a telescopic lever or at the push of a button**

Large-volume grass catcher with audible fill level signal

Easy-to-reach controls

Low foot rests and plenty of legroom

23" tyres* for optimal traction

Precise edge mowing

Mowing deck quick to install and remove, which enables easy conversion from summer to winter mode in just a few minutes

Clear electronic display*

External tank filler

Powerful 4-stroke engines

Forward and reverse pedals arranged next to each other

Versatile range of accessories

* not available for all models
** electric catcher emptying available

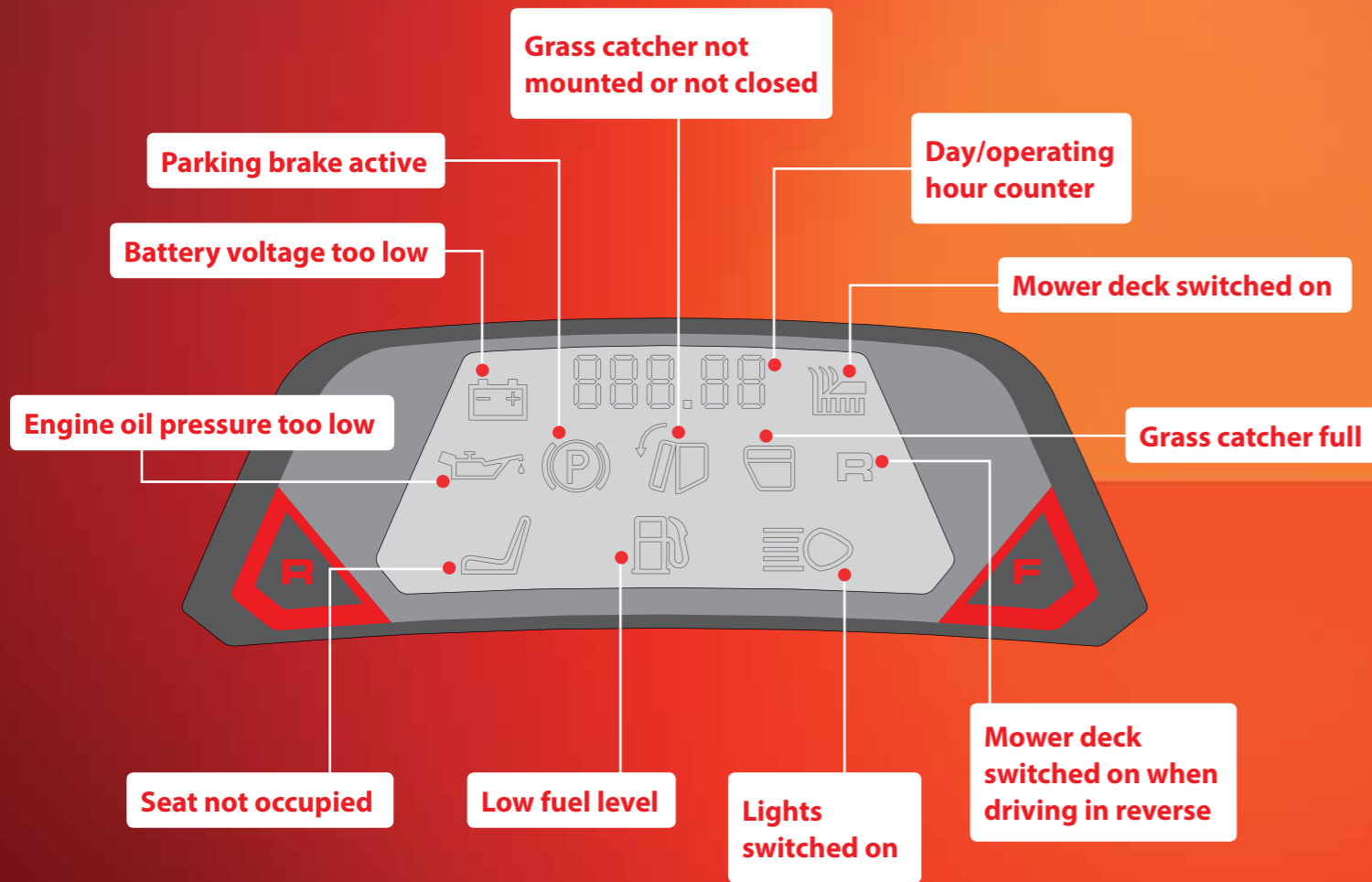
Patented free-wheel mechanism for protecting the transmission: With this special mechanism, the forwards/backwards accelerator pedal is switched off while braking. This protects the transmission and increases the machine's service life when the accelerator pedal is operated at the same time as the brakes.

Equipment that sets new benchmarks

Premium

Clear overview

Thanks to the clear electronic display, the driver of the T 23-125.6 HD V2 not only has constant access to the operating hours, but also much more information, such as battery charge status, tank reserve or relevant safety information.



T 15-95.6 HD-A

Tractor

Premium

Comfortable mowing pleasure



The entry-level model, with a 95 cm cutting width, a 7.7 kW AL-KO engine, foot hydrostatic and optional mulching function, doesn't just offer an attractive price/performance ratio – it also makes mowing child's play with its easy-to-access operating controls and electromagnetic blade brake clutch for easy activation/deactivation of the mower deck.

Art. 127 367

T 16-95.6 HD V2

Tractor

Premium

2 cylinders under the bonnet



With two cylinders under the bonnet, the 9.6 kW powerhouse is perfect for terrains with slopes and holes. Work is made so much easier with adjacent pedals – and even more so when equipped with an electric grass catcher emptying function, available as an upgrade.

Art. 127 369

T 15-105.6 HD-A

Tractor

Premium

With 105 cm cutting width



The 105 cm wide cutting deck, the powerful AL-KO Pro engine and the extra large 310 litre grass catcher, make this lawn tractor the perfect companion for large, flat surfaces. The cuttings can be left directly on the grass for natural fertilisation using the optional accessories (mulching kit/deflector).

Art. 127 368

Premium rear discharge tractor: Perfection in technology and comfort

T 16-105.6 HD V2 Tractor **Premium** Suitable even for hilly terrain



This solid work model with a 105 cm wide mower deck is equipped with a powerful 9.1 kW, 2-cylinder engine from Briggs & Stratton and takes care of large and hilly areas. Should it run out of fuel, you can refill the eight-litre tank quickly and easily via the external tank flap.

Art. 127 370

T 20-105.6 HD V2 Tractor **Premium** With cast axle and G700 transmission



The 23" tyres and the low centre of gravity don't just give this 11.3 kW lawn tractor, with bumper and cast axle as standard, the air of a race car, they also better compensate for uneven terrain and offer additional advantages in terms of traction. The larger tyres offer additional advantages in terms of traction and the built-in cruise control and semi-professional drive components ensure even progress and mowing.

Art. 127 371

T 23-125.6 HD V2 Tractor **Premium** Electronic display and G700 transmission



This top model from the tractor series, with its extra-wide, synchronised, 125 cm mowing deck and extra-strong 14.4 kW, 2-cylinder engine, is ideal for handling large areas quickly. The robust and torsion-resistant C-profile frame and strong cast iron front axle as well as the semi-professional drive components also ensure a long service life. This top-of-the-range model also features a bumper, cruise control system and electronic display.

Art. 127 363

Premium




	T 15-95.6 HD-A	T 16-95.6 HD V2	T 15-105.6 HD-A	T 16-105.6 HD V2	T 20-105.6 HD V2	T 23-125.6 HD V2
Engine	AL-KO Pro 450	Briggs & Stratton Intek 7160 V2	AL-KO Pro 450	Briggs & Stratton Intek 7160 V2	Briggs & Stratton Intek 7200 Series V2	Briggs & Stratton Intek 8240 V2
ccm / kW / rpm	452 / 7.7 / 2600	656 / 9.6 / 2600	452 / 7.5 / 2450	656 / 9.1 / 2450	656 / 11.3 / 2450	724 / 14.4 / 2900
Cutting width	95 cm (2 blades)	95 cm (2 blades)	105 cm (2 blades)	105 cm (2 blades)	105 cm (2 blades)	125 cm (2 blades, synchronised)
Lawn mowing performance	up to 7000 m ²	up to 7000 m ²	up to 8000 m ²	up to 8000 m ²	up to 8000 m ²	up to 10,000 m ²
Cutting height / height adjustment	3-9 cm / central, 7-stage	3-9 cm / central, 7-stage	3-9 cm / central, 7-stage	3-9 cm / central, 7-stage	3-9 cm / central, 7-stage	3-9 cm / central, 7-stage
Blade brake clutch	Electromagnetic	Electromagnetic	Electromagnetic	Electromagnetic	Electromagnetic	Electromagnetic
Number of cylinders	1 cylinder	2 cylinders	1 cylinder	2 cylinders	2 cylinders	2 cylinders
Transmission	Foot hydrostatic (T3)	Foot hydrostatic (T3)	Foot hydrostatic (T3)	Foot hydrostatic (T3)	Foot hydrostatic (G700)	Foot hydrostatic (G700)
Wheels F/R (inches)	15 x 6.0-6 20 x 10.0-8	15 x 6.0-6 20 x 10.0-8	15 x 6.0-6 20 x 10.0-8	16 x 6.5-8 20 x 10.0-8	16 x 6.5-8 23 x 10.5-12	16 x 6.5-8 23 x 10.5-12
Grass catcher	310 l	310 l	310 l	310 l	310 l	310 l
Grass catcher emptying	Telescopic lever, electric emptying available	Telescopic lever, electric emptying available	Telescopic lever, electric emptying available	Telescopic lever, electric emptying available	Telescopic lever, electric emptying available	Telescopic lever, electric emptying available
Mulching	Optional	✓	Optional	✓	✓	✓
Bumper	Optional	Optional	Optional	Optional	✓	✓
Headlights	Optional	✓	Optional	✓	✓	✓
Cast axle	-	-	-	-	✓	✓
Cruise control	-	-	-	-	✓	✓
Electronic display	-	-	-	-	-	✓
Length / width / height	251 / 100 / 117 cm	251 / 100 / 117 cm	251 / 100 / 117 cm	251 / 100 / 117 cm	256 / 110 / 120 cm	256 / 130 / 120 cm
Art no.	127 367	127 369	127 368	127 370	127 371	127 363
EAN no.	400 371 805 5771	400 371 805 5795	400 371 805 5788	400 371 805 5801	400 371 805 5818	400 371 805 5719

Hydro drive thanks to Hydro-Gear

One of the key elements of our tractors is the high-quality transmission from Hydro-Gear®, permitting riders the very best driving experience even in the most difficult conditions. The hydrostatic transmission from Hydro-Gear® was developed, tested and built to ensure reliable, quiet and yet extremely precise performance for years to come. The star feature of our two top models – the T20 and T23 – is the G700 transmission series. With its sturdy cast-aluminium housing and optimised internal components as well as the solid 1" gear shafts, the G700 offers impressive, long-term driving performance in all situations. An external oil filter makes the unit easy to maintain, while the integrated pump ensures that the main elements of the hydraulic system are always supplied with sufficient oil, guaranteeing frictionless, low-noise functionality as well as reduced wear of the components. In short, it's the best of the best.

Torque: G700 = 312 Nm; T3 = 189 Nm



Available accessories

	T15-95.6 HD-A	T16-95.6 HD V2	T15-105.6 HD-A	T16-105.6 HD V2	T20-105.6 HD V2	T23-125.6 HD V2	T13-93.7 HD	T15-93.7 HD-A	T16-93.7 HD V2	T15-103.7 HD-A	T16-103.7 HD V2	T22-111.7 HDS-A V2	T13-93.7 HDS-A
Bumper Art. no. 119 658, EAN no. 400 371 835 3464	✓	✓	✓	✓	✓	✓	✓	✓	✓	✓	✓	✓	✓
Electric catcher emptying Art. no. 119 602, EAN no. 400 371 835 2948	✓	✓	✓	✓	✓	✓	-	-	-	-	-	-	-
Mulching kit for 93/95 cm Art. no. 118 885, EAN no. 400 371 834 5643	✓	✓	-	-	-	-	✓	✓	✓	-	-	-	-
Mulching kit for 103/105 cm Art. no. 119 656, EAN no. 400 371 835 3440	-	-	✓	✓	✓	-	-	-	-	✓	✓	-	-
Mulching kit for 125 cm Art. no. 119 605, EAN no. 400 371 835 2979	-	-	-	-	-	✓	-	-	-	-	-	-	-
Deflector (Premium) Art. no. 119 606, EAN no. 400 371 835 2986	✓	✓	✓	✓	✓	✓	-	-	-	-	-	-	-
Deflector (Comfort) Art. no. 127 488, EAN no. 400 371 805 9281	-	-	-	-	-	-	✓	✓	✓	✓	✓	-	-
Tow hitch (Premium) Art. no. 119 608, EAN no. 400 371 835 3006	✓	✓	✓	✓	✓	✓	-	-	-	-	-	-	-
Tow hitch (Comfort) Art. no. 119 831, EAN no. 400 371 835 5109	-	-	-	-	-	-	✓	✓	✓	✓	✓	✓	✓
Trailer TA 250 Art. no. 110 804, EAN no. 400 371 802 5439	✓	✓	✓	✓	✓	✓	✓	✓	✓	✓	✓	✓	✓
Lawn roller GW100 Art. no. 130 539, EAN no. 576 972 033 0617	✓	✓	✓	✓	✓	✓	✓	✓	✓	✓	✓	✓	✓
Charger Art. no. 119 135, EAN no. 400 371 834 7968	✓	✓	✓	✓	✓	✓	✓	✓	✓	✓	✓	✓	✓
Snowplough (incl. mounting frame) Art. no. 119 600, EAN no. 400 371 835 2924	✓	✓	✓	✓	✓	✓	✓	✓	✓	✓	✓	✓	✓
Mounting frame (separate) Art. no. 119 601, EAN no. 400 371 835 2931	✓	✓	✓	✓	✓	✓	✓	✓	✓	✓	✓	✓	✓
Snow chains 18" (pair) Art. no. 112 339, EAN no. 400 371 803 4257	-	-	-	-	-	-	✓	✓	✓	✓	✓	✓	✓
Snow chains 20" (pair) Art. no. 127 333, EAN no. 400 371 804 5306	✓	✓	✓	✓	-	-	-	-	-	-	-	-	-
Snow chains 23" (pair) Art. no. 113 137, EAN no. 400 371 804 8643	-	-	-	-	✓	✓	-	-	-	-	-	-	-
Transport box Art. no. 127 316, EAN no. 400 371 805 4736	✓	✓	✓	✓	✓	✓	-	-	-	-	-	-	-
Retrofitting kit for LED lights Art. no. 119 832, EAN no. 400 371 835 5116	✓	✓	✓	✓	✓	✓	✓	✓	✓	✓	✓	✓	✓



Loading ramp	straight	straight	straight	straight	curved	curved
Load	400 kg (2 units)	400 kg (2 units)	1000 kg (2 units)	1000 kg (2 units)	400 kg (2 units)	400 kg (2 units)
Length	1.5 m	2.0 m	2.0 m	2.5 m	1.5 m	2.0 m
Width	214 mm	225 mm	258 mm	260 mm	214 mm	225 mm
Art no.	130 569	130 585	130 590	130 570	130 568	130 586
EAN no.	576 972 033 0709	576 972 033 0747	576 972 033 0778	576 972 033 0716	576 972 033 0693	576 972 033 0754



Snowplough

Snow clearing width of 125 cm. Positions adjustable through 5 stages. Adjustable plastic snowplough blade. A safety folding mechanism protects the snowplough from damage.

Mounting frame

Snow chains

Transport box
Volume approx. 65 litres

Lawn roller GW100

Working width: 98 cm
Working weight: 140 kg (filled with water),
235 kg (filled with sand)

Trailer TA 250

Load 250 kg
1050 x 750 x 305 mm
Removable rear panel



Tow hitch



Bumper



Mulching insert



Charger CTEK XS 800



Retrofitting kit for LED lights



Deflector

Petrol lawnmowers –
in use for years and
standing the test of time



Petrol lawnmowers:

A robust aluminium powerhouse with a complete set of features

By professionals for professionals

The cast aluminium housing of our petrol lawnmowers combines perfect stability with durability and optimised aerodynamics. It is also resistant to torsion, rust-proof, noise-insulating and extremely insusceptible to impact and unevenness. With cutting widths from 48 to 53 centimetres, comfortable controls and full feature options, they satisfy all the requirements of professional users.



*not available for all models

Aluminium petrol lawnmowers: Perfection in its most beautiful form

4858 VS ALU

Robust and compact



The compact aluminium lawnmower with 47 cm cutting width and 2.6 kW Briggs & Stratton engine offers numerous advantages: variable wheel drive control, handlebar with multiple height adjustment options and an aluminium housing connection, an extra-large fabric grass catcher, central cutting height adjustment, XXL tyres with ball bearings, integrated front carry handle and double-sided housing protection.

Art. 127 449

5378 VS ALU

With stable steel rims



This robust, all-rounder mower, with a full set of features, offers excellent mowing and collection with its 52 cm cutting width and 3.2 kW of power, which is supported by an extra-high and aerodynamic aluminium cast deck. The stable steel rims, with a high-grip tread, offer the best traction on any type of terrain and ground, while the variable-speed wheel drive offers maximum comfort.

Art. 127 462

548 K

Semi-professional model with blade brake clutch



The compact semi-professional mower with 48 cm cutting width and Honda engine makes short work of any lawn and mowing situation. Thanks to the robust cast aluminium housing and steel insert, the durable transmission with shaft drive as well as ball-bearing-mounted aluminium wheels and rubber tyres, this mower is an extremely robust machine. The features of this mower also include a separate blade brake clutch and robust axle/individual wheel adjustment.

Art. 127 448

553 K

Professional model with blade brake clutch



This professional mower with a 53 cm cutting width and a Honda engine can handle any and all mowing situations and lawns. Thanks to its robust cast aluminium housing with impact protection, steel insert and reinforced handlebar support, sturdy transmission with a shaft drive as well as a large, ball-bearing-mounted aluminium wheels with rubber tyres, this petrol lawnmower is totally unshakable. The features of this professional mower also includes the separate blade brake clutch and robust axle/individual wheel adjustment.

Art. 127 148

Additional technical information can be found on page 145 or at www.solobyalko.com.

Please note: Depending on availability, pure solo or AL-KO products may be delivered. These are identical in construction and only differ in look from the products shown.

Aluminium petrol lawnmowers: Technical details



	4858 VS ALU	5378 VS ALU	548 K	553 K
Cutting width	47 cm	52 cm	48 cm	53 cm
Mulching / side discharge	✓ / ✓	✓ / ✓	Optional / -	Optional / -
Cutting height Cutting height adjustment	30-85 mm Central, 6-stage	30-85 mm Central, 6-stage	15-77 mm Axle/individual wheel, 7-stage	26-82 mm Axle/individual wheel, 7-stage
Engine ccm / kW / rpm	B&S Series 675 EXi 163/2.6/2800	B&S Series 875 EXi 190/3.2/2800	Honda GXV 160 163/2.7/2800	Honda GXV 160 163/2.7/2800
Wheel drive	Vario speed	Variable	2-speed (Cardan) Blade brake clutch	2-speed (Cardan) Blade brake clutch
Mower deck	Aluminium	Aluminium	Aluminium with steel insert	Aluminium with steel insert
Volume of catcher box	75 l	75 l	70 l	75 l
Cockpit	✓	✓	-	-
Handlebar height adjustment	✓	✓	-	✓
Blade brake clutch	-	-	✓	✓
Wheels Ø front/rear	200/280 mm	200/280 mm (Steel plate)	203/203 mm (Aluminium)	244/244 mm (Aluminium)
Weight (gross/net)	54.2 / 49.1 kg	57.8 / 52.6 kg	58.2 / 53.0 kg	65.6 / 60.4 kg
Art. no.	127 449	127 462	127 448	127 148
EAN no.	400 371 805 8239	400 371 805 8369	400 371 805 8222	400 371 805 1681
Replacement blade Art. no. / EAN no.	-	-	119 260 400 371 834 9351	119 167 400 371 834 8286



Along with mowing and grass collection, petrol lawnmowers from solo by AL-KO also offer three additional functions thanks to the mulching insert (left), deflector (middle) and side discharge (right) – also ideal for use in meadows and orchards.

The integrated upstanding function* (right) allows you to store your petrol lawnmowers upright, making it easier to clean them and change the blades.

*Models with B&S engines, with the tank filled at a reduced level, in order to avoid potential leakage of petrol via the tank vent


Oil



4-stroke lawnmower oil SAE 30
0.6 l
Art. 112 888
EAN no. 400 371 804 3952



4-stroke lawnmower oil 10W40
1.0 l
Art. 112 901
EAN no. 400 371 804 4089



Accessories



Engine service kit
for easy oil changes
Art. 106 118
EAN no. 400 371 800 5172



Mulching kit for 553 K
Art. 126 680
EAN no. 401 596 659 4285



Mulching kit for 548 K
Art. 127 473
EAN no. 400 371 805 8710

No more oil changes

Thanks to the innovative design and optimised air cooling, Briggs & Stratton EXi and InStart engines use significantly less oil than comparable 4-stroke engines. The lubrication characteristics of the oil also last longer due to the lower temperature, which means you need only top up the oil, not replace it.



Petrol lawnmowers, steel plate: Robust mowers at reasonable prices



4218 P-A

Small and manoeuvrable



Value-for-money, manoeuvrable and lightweight. The ideal petrol lawnmowers for smaller and medium-sizes lawns. This sums up this manoeuvrable lawnmower with a 42 cm cutting width and a 1.9 kW AL-KO engine with OHV technology, which achieves outstanding efficiency with its overhead valves. This makes the machine remarkably powerful while using less resources. Thanks to the quick-start system, the unit can be started very quickly and easily.

Art. 127 450

4718 P-A

With extra cutting width



The model with extra cutting width is also suitable for larger lawns. The aerodynamic mower deck, in conjunction with the large and easy-to-clean 65 l all-plastic box, ensures perfect mowing and grass-catching results.

Art. 127 451

4718 SP-A

With comfortable wheel drive



With the efficient rear wheel drive and advanced engine performance, slopes and inclines can be overcome with ease.

Art. 127 452

	4218 P-A	4718 P-A	4718 SP-A
Cutting width	42 cm	46 cm	46 cm
Mulching / side discharge	Optional / –	Optional / –	Optional / –
Cutting height Cutting height adjustment	25-75 mm Individual wheel, 7-stage	30-75 mm Individual wheel, 7-stage	30-80 mm Individual wheel / individual wheel axle, 7-stage
Engine ccm / kW / rpm	AL-KO Pro 125 QSS 123 / 1.9 / 2850	AL-KO Pro 125 QSS 123 / 1.9 / 2850	AL-KO Pro 145 QSS 139 / 2.1 / 2850
Wheel drive	–	–	✓
Mower deck	Steel plate	Steel plate	Steel plate
Volume of catcher box	65 l, plastic	65 l, plastic	65 l, plastic
Electric starter	–	–	–
Wheels Ø front/rear	180/205 mm, ball bearings	180/205 mm, ball bearings	180/220 mm, ball bearings
Weight (gross/net)	31.4 / 26.7 kg	32.4 / 27.7 kg	35.0 / 30.2 kg
Art. no. EAN no.	127 450 400 371 805 8246	127 451 400 371 805 8253	127 452 400 371 805 8260
Replacement blade Art. no. / EAN no.	113 138 400 371 804 8650	113 057 400 371 804 7271	113 057 400 371 804 7271



**Autochoke
(QSS quick start)
unique feature
in this class!**
**No primer –
no choke, pull
and mow instead
of plug and play!**

Petrol lawnmowers, steel plate:

Compact and powerful petrol lawnmowers

4238 P-A

Small and manoeuvrable



Small is beautiful – this sums up this manoeuvrable petrol lawnmower with a 42 cm cutting width and a 1.9 kW AL-KO engine with OHV technology, which achieves outstanding efficiency with its overhead valves. This makes the machine remarkably powerful while using less resources. Thanks to the quick-start system, the unit can be started very quickly and easily.

Art. 127 453

4738 SP-A

With comfortable wheel drive



This light and manoeuvrable petrol lawnmower ensures fast and energy-saving mowing of medium-sized lawns thanks to its 46 cm wide mowing deck and wheel drive. The aerodynamic housing shape and grass catcher guarantee the best mowing and catching results. The equipment features include the central cutting height adjustment and the ball-bearing-mounted XXL wheels for optimum operating comfort.

Art. 127 456

4238 SP-A

Compact model with wheel drive



Mowing, grass collecting and mulching combined with an energy-saving wheel drive – these are what make lawnmowers enjoyable. The mower with 42 cm cutting width, a solid premium steel housing and XL easy-running wheels, offers a number of additional features including the 65 l grass catcher with fabric part and the 2.1 kW engine with quick start system.

Art. 127 454

4738 SP

Wheel drive and XXL tyres



Central cutting height adjustment, large grass catcher with level indicator, comfortable wheel drive and ball-bearing-mounted XXL wheels for the best traction – all this is standard on this compact petrol lawnmower with a powerful Briggs & Stratton engine. Another benefit is the recessed hand grip, which makes lifting the mower over steps or obstacles much easier.

Art. 127 457

4738 P

All the bells and whistles



With a robust 46 cm steel plate deck, fabric 65 litre grass catcher and a powerful Briggs & Stratton engine (2.0 kW), this model excels not only because of its functionality and price – comfort is also high on the agenda with central cutting height adjustment, ball-bearing-mounted XXL tyres and a practical recessed hand grip at the front for carrying.

Art. 127 455

4757 VS

Comfort model with VarioSpeed



This versatile model, with variable wheel drive, side discharge, handlebar with multiple height settings and a recessed hand grip at the front, also boasts a powerful 2.6 kW Briggs & Stratton engine. The machine also features a comfort cockpit with rubberised handle area, aluminium handlebar connection and easily accessible controls. The total package is made complete by the extra-large fabric grass catcher with fill level indicator.

Art. 127 393

Additional technical information can be found on page 145 or at www.solobyalko.com.

Petrol lawnmowers, steel plate:

Mowers that are not afraid to tackle the big lawns

5239 SP-A

With 51 cm cutting width



The entry-level model in the 51 cm mower-deck class has everything it needs to ensure easy-going mowing pleasure, such as wheel drive, central cutting height adjustment and XXL easy-running wheels. This petrol lawnmower uses a powerful 2.6 kW AL-KO engine with OHV technology, which delivers more power with lower fuel consumption thanks to its overhead valves.

Art. 127 535

5257 VS

Comfort model with VarioSpeed



Mowing without the struggle – that's the motto of this petrol lawnmower, which makes work child's play thanks to the ergonomic, comfortable cockpit, variable-speed wheel drive, central cutting height adjustment and ball-bearing-mounted XXL wheels. The side-protected premium steel deck and the aluminium handlebar connections ensure durability and stability.

Art. 127 394

5278 VS

Fully-featured premium model



Ball-bearing-mounted XXL wheels made from steel plate with a high-grip tread, aluminium reinforcement, the powerful 3.2 kW Briggs & Stratton EXi engine and the variable-speed wheel drive make this petrol lawnmower with a 51 cm cutting width the go-to tool for any terrain. Thanks to the multi-height adjustment feature, the ergonomic handlebar with the exclusive cockpit can also be optimised for the respective user and the integrated front carry handle makes lifting and transport easier.

Art. 127 459

Additional technical information can be found on page 145 or at www.solobyalko.com.

Oil



4-stroke lawnmower oil SAE 30
0.6 l, art. 112 888
EAN no. 400 371 804 3952



4-stroke lawnmower oil 10W40
1.0 l, art. no. 112 901
EAN no. 400 371 804 4089

Accessories



Engine service kit
for easy oil changes
Art. 106 118
EAN no. 400 371 800 5172



Petrol lawnmowers, steel plate:

Technical details



	4238 P-A	4238 SP-A	4738 P	4738 SP-A	4738 SP	5239 SP-A	4757 VS	5257 VS	5278 VS
Cutting width	42 cm	42 cm	46 cm	46 cm	46 cm	51 cm	46 cm	51 cm	51 cm
Mulching / side discharge	✓ / -	✓ / -	✓ / -	✓ / -	✓ / -	✓ / -	✓ / ✓	✓ / ✓	✓ / ✓
Cutting height Cutting height adjustment	25-70 mm Central, 7-stage	30-75 mm Central, 7-stage	30-80 mm Central, 7-stage	30-80 mm Central, 7-stage	30-80 mm Central, 7-stage	30-80 mm Central, 7-stage	30-80 mm Central, 7-stage	30-80 mm Central, 7-stage	30-80 mm Central, 7-stage
Engine ccm / kW / rpm	AL-KO Pro 125 QSS 123 / 1.9 / 2850	AL-KO Pro 145 QSS 139 / 2.1 / 2850	B&S Series 500E 140 / 2.0 / 2900	AL-KO Pro 145 QSS 139 / 2.1 / 2850	B&S Series 550E 140 / 2.2 / 2900	AL-KO Pro 170 QSS 166 / 2.6 / 2850	B&S Series 675 EXi 163 / 2.6 / 2800	B&S Series 675 EXi 163 / 2.6 / 2800	B&S Series 875 EXi 190 / 3.2 / 2800
Wheel drive	-	1-speed	-	1-speed	1-speed	1-speed	Variable	Variable	Variable
Mower deck	Steel plate	Steel plate	Steel plate	Steel plate	Steel plate	Steel plate	Steel plate	Steel plate	Steel plate
Volume of catcher box	65 l fabric / hard-top	65 l fabric / hard-top	65 l fabric / hard-top	65 l fabric / hard-top	65 l fabric / hard-top	65 l fabric / hard-top	70 l fabric / hard-top	70 l fabric / hard-top	70 l fabric / hard-top
Cockpit	-	-	-	-	-	-	✓	✓	✓
Handlebar height adjustment	-	-	-	-	-	-	-	-	✓
Wheels Ø front/rear	180/205 mm, ball bearings	180/220 mm, ball bearings	200/280 mm, ball bearings	200/280 mm, ball bearings	200/280 mm, ball bearings	200/280 mm, ball bearings	200/280 mm, ball bearings	200/280 mm, ball bearings	200 / 280 mm, ball bearings, steel
Weight (gross/net)	32.4 / 27.7 kg	35.2 / 30.5 kg	33.1 / 28.4 kg	37.1 / 32.3 kg	36.8 / 32.0 kg	38.3 / 33.5 kg	40.0 / 35.2 kg	42.0 / 37.2 kg	47.4 / 42.6 kg
Art. no.	127 453	127 454	127 455	127 456	127 457	127 535	127 393	127 394	127 459
EAN no.	400 371 805 8277	400 371 805 8284	400 371 805 8291	400 371 805 8307	400 371 805 8314	400 371 806 0041	400 371 805 6679	400 371 805 6686	400 371 805 8338
Replacement blade Art. no. / EAN no.	113 138 400 371 804 8650	113 138 400 371 804 8650	113 057 400 371 804 7271	113 057 400 371 804 7271	113 057 400 371 804 7271	113 058 400 371 804 7288	113 057 400 371 804 7271	113 058 400 371 804 7288	113 058 400 371 804 7288

Petrol lawnmowers, steel plate: Perfectly manicured lawns in the blink of an eye

4739 VSI-A

Compact model with electric starter



The extremely convenient electric starter, operated by ignition key, offers a high level of comfort. The ability for the engine to start using a lithium-ion battery, which is usefully fitted directly on the engine, has received plenty of praise and is now starting to become a feature of the class of AL-KO Pro engines. Changing the mowing speed is just as simple in this model, as it can be altered thanks to the variable wheel drive.

Art. 127 536

4758 VSI

Electric starter and side discharge



The next-generation electric starter is the heart of this petrol lawnmower. It is started using a rechargeable battery and just the turn of a key integrated into the cockpit thanks to modern lithium-ion technology. The model also excels thanks to its grip-optimised and flat control levers, variable-speed wheel drive, large fabric grass catcher, solid aluminium handlebar connection and extra impact protection on the housing.

Art. 127 461

Petrol lawnmowers, steel plate: Technical details



	4739 VSI-A	4758 VSI
Cutting width	46 cm	46 cm
Mulching / side discharge	✓ / -	✓ / ✓
Cutting height Cutting height adjustment	30-80 mm Central, 7-stage	30-80 mm Central, 7-stage
Engine ccm / kW / rpm	AL-KO Pro 170 QSS E-Start 166 / 2.6 / 2850	B&S Series 675 iS InStart 163 / 2.6 / 2800
Wheel drive	Variable	Variable
Mower deck	Steel plate	Steel plate
Volume of catcher box	65 l fabric / hard-top	70 l fabric / hard-top
Cockpit	-	✓
Electric starter	✓	✓
Wheels Ø front/rear	200/280 mm, ball bearings	200/280 mm, ball bearings
Weight (gross/net)	40.6 / 35.8 kg	42.5 / 37.7 kg
Art. no. / EAN no.	127 536 / 400 371 806 0058	127 461 / 400 371 805 8352
Replacement blade Art. no. / EAN no.	113 057 / 400 371 804 7271	113 057 / 400 371 804 7271

Start quickly and safely with InStart from Briggs & Stratton



70 start-ups with
a single complete
battery charge



InStart technology

A new generation of engines from Briggs & Stratton serves as the basis for the Highline lawnmower with an electric starter. The energy required for starting is provided by a modern lithium-ion battery that charges in no time thanks to an external charger.

One battery charge is sufficient for motor starts over up to an entire lawn-mowing season. Subsequent charges of 10 minutes apiece enables a further 10 motor starts.

Additional technical information can be found on page 145 or at www.solobyalko.com.

Electric lawnmowers with a steel plate deck

4705 E

Exceptionally silent lawnmowing



This electric lawnmower is powerful and quiet with a steel plate deck and an ergonomically shaped handlebar with a safety switch, ensuring comfortable and fatigue-free work. The integrated front carry handle is not only ideal for lifting the mower over obstacles in the garden – it also makes it easier to transport or store the machine.

Art. 127 154

Cutting width	46 cm
For lawns of max. size	900 m ²
Mulching / side discharge	✓ / –
Cutting height Cutting height adjustment	25-70 mm Central, 7-stage
Engine	Electric, 1600 W
Wheel drive	–
Mower deck	Steel plate
Volume of catcher box	65 l
Wheels Ø front/rear	200/280 mm, ball bearings
Weight	29.5 kg
Art. no.	127 154
EAN no.	400 371 805 1803
Replacement blade Art. no. / EAN no.	113 057 / 400 371 804 7271

Additional technical information can be found on page 145 or at www.solobyalko.com.

Please note: Depending on availability, pure solo or AL-KO products may be delivered. These are identical in construction and only differ in look from the products shown.

Scarifiers: Fresh air for your lawn

In addition to regular mulching, lawns should always be scarified in spring and autumn to allow sufficient air for the lawn to breathe. The steel blades of the scarifier penetrate the turf and remove lawn thatch, moss and plant remains. Following the scarifying, the worked surfaces should be fertilised, re-seeded and thoroughly watered.



516

Beautiful green guaranteed



Collecting bag included

Motor	Electric, 1800 W
Working width	36 cm
Blade shaft	15 steel blades
Working depth	0-25 mm
Collapsible handlebar	✓
Ball-bearing-mounted wheels	✓
Weight	29 kg
Art. no. EAN code	127 374 400 371 805 5900

518

Effortless without cables



Collecting bag included

Engine ccm / kW / rpm	Honda GP 160 163 / 3.6 / 3200
Working width	36 cm
Blade shaft	15 steel blades
Working depth	0-25 mm
Collapsible handlebar	✓
Ball-bearing-mounted wheels	✓
Weight	35 kg
Art. no. EAN code	127 375 400 371 805 5917

4005 VB

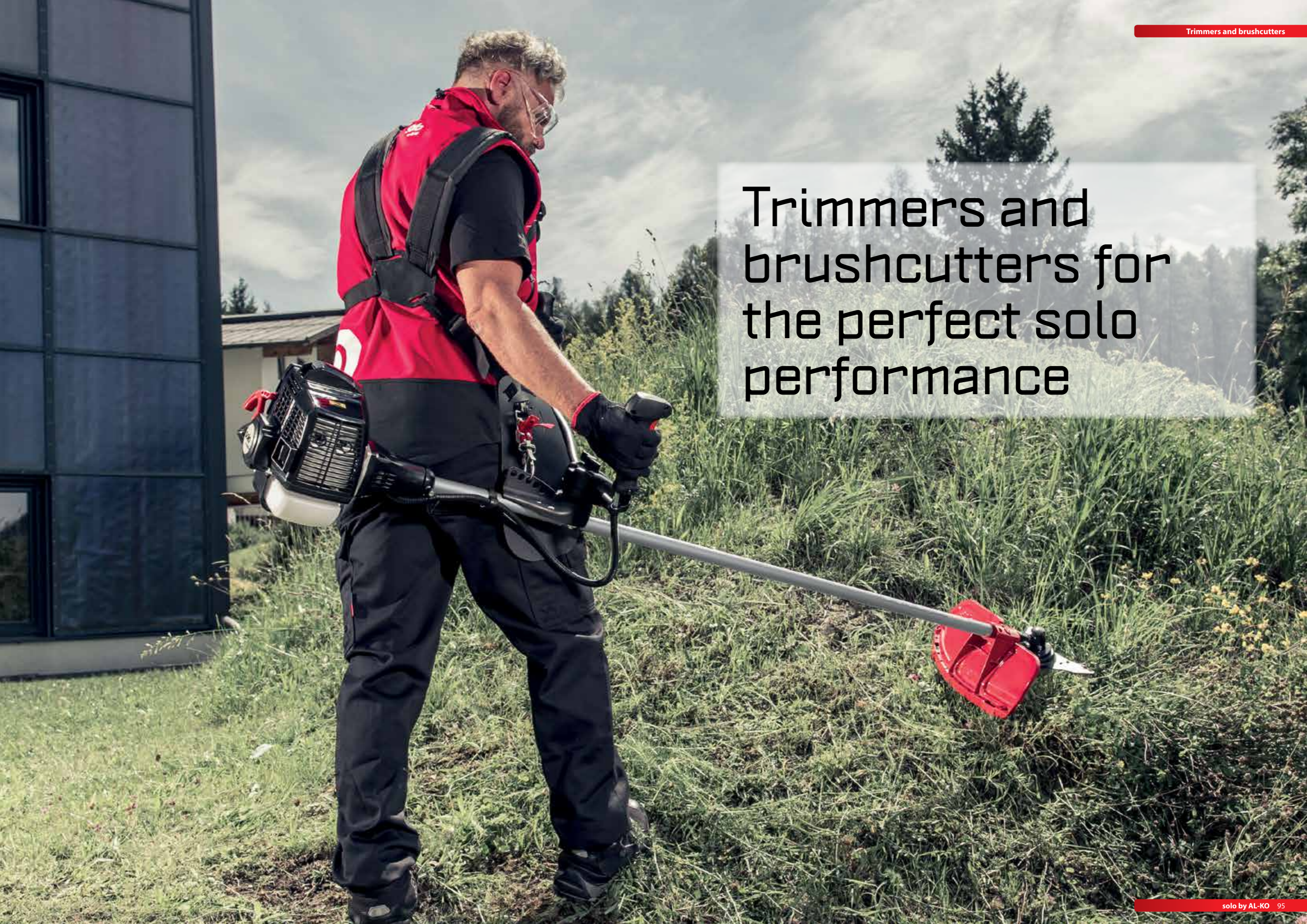
Scarify like the professionals

Collecting bag:
Art. 127 336
EAN no. 400 371 805 5351

Engine ccm / kW / rpm	Honda GP 160 163 / 3.6 / 3200
Working width	41 cm
Blade shaft	33 steel blades
Working depth	0-25 mm
Collapsible handlebar	✓
Ball-bearing-mounted wheels	✓
Weight	55 kg
Art. no. EAN code	127 320 400 371 805 5016

Additional technical information can be found on page 145 or at www.solobyalko.com.

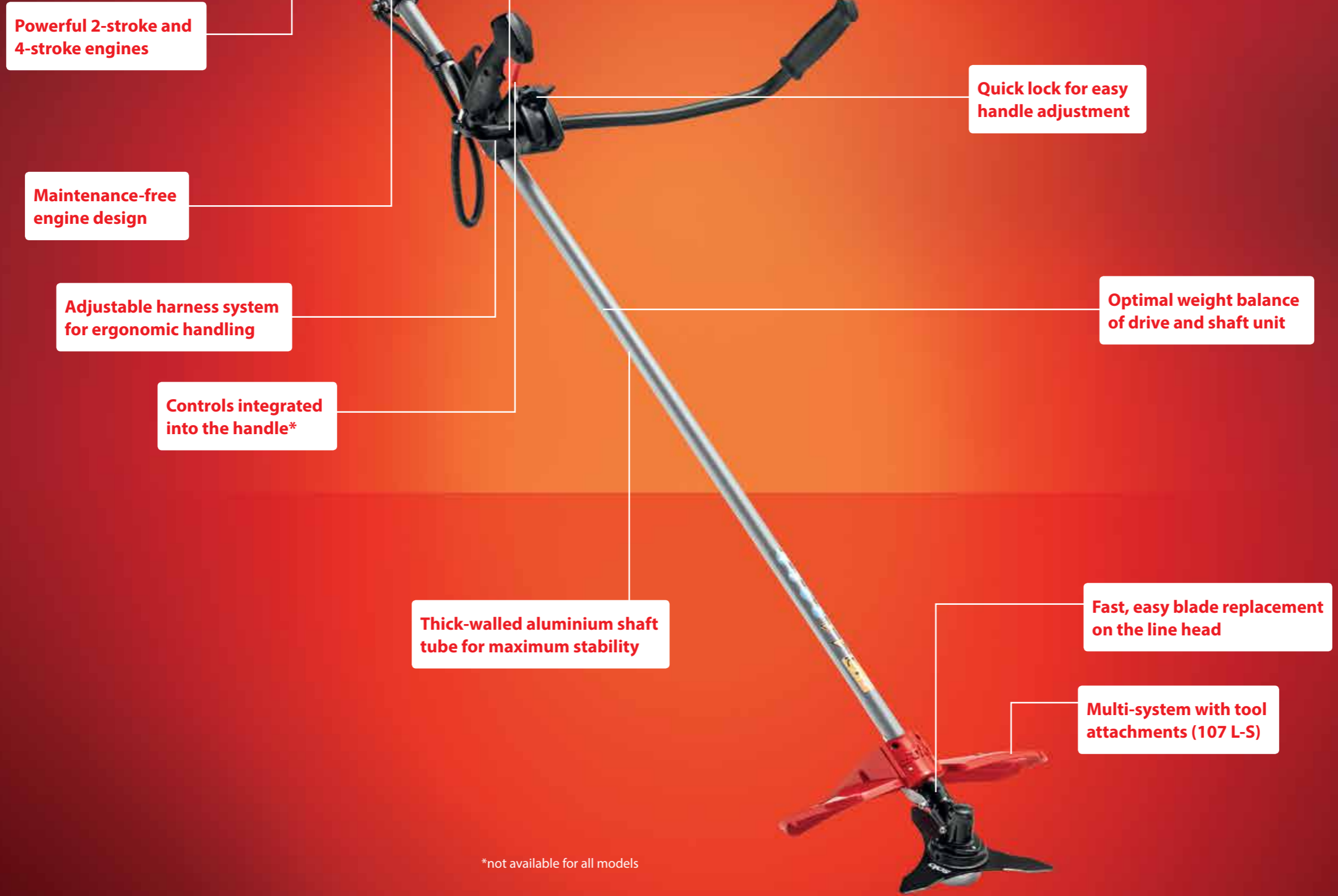
Trimmers and brushcutters for the perfect solo performance



Trimmers and brushcutters: Worthy of the name

Trimmers and brushcutters

Whether clearing out your garden at home or for professional landscape management – you have numerous application options with the brushcutters and trimmers from solo by AL-KO, along with suitable cutting tool attachments and the right engine power. The user has things under control with the various handle and harness options.



*not available for all models

Trimmers and brushcutters: For simple and diverse jobs

116

Clearing-out made easy



This light and easy-to-handle entry-level cutter with a useful loop grip is ideal for mowing and clearing out high grass and light thickets with a displacement of 25.4 cm³ and 0.75 kW. The easy-start system and centrifugal clutch ensure smooth operation, while the ergonomic handle and optimal device balance ensure a natural working posture.

Art. 127 150

118 L

For clear thickets



With 0.9 kW and 32.6 cm³, this brushcutter is the right choice for clearing wild-growing grasses and undergrowth. Thanks to the easy-start system, the powerful, 2-stroke engine springs easily into life. The centrifugal clutch as well as the choice of blade and line head attachments ensure reliable and clean work results during operation.

Art. 127 151

118 B

With ergonomic handle



With the 0.9 kW brushcutter, work such as mowing lawn edges or clearing undesired undergrowth and bushes is quick and easy. The controls integrated into the adjustable and ergonomically shaped bike handle, together with the carry strap and harness suspension rail, make light work of all tasks.

Art. 127 152

107 L-S


The all-round brushcutter



Mobility and multiple functions with just one device – that's what this brushcutter has to offer with its easy quick coupling feature that ensures quick system tool changes and quick separation of individual components for easy transport and storage. This cutter is powered by a 32.6 cm³ 2-stroke engine whose magnesium crankcase promises a long service life.

Art. 127 231

System tools 107 L-S



a) Metal blade with transmission

Shaft length 750 mm
Art. 126 555, EAN no. 401 596 669 5173

c) Pruner

Art. 127 474, EAN no. 400 371 805 8758

d) Hedge trimmer

Art. 127 475, EAN no. 400 371 805 8765

b) Shaft tube extension 800 mm

Art. 126 066, EAN no. 401 596 669 6088

Please note: Depending on availability, pure solo or AL-KO products may be delivered. These are identical in construction and only differ in look from the products shown. Additional technical information can be found on page 145 or at www.solobyalko.com.

Trimmers and brushcutters:

Working where lawnmowers reach their limits

120

The powerful answer to wild growth



With a 1.1 kW engine and a displacement of 42.7 cm³, this brushcutter doesn't shy away from dense wild growth and brush. A harness suspension rail, double carry strap and easy-to-adjust bike handle make this trimmer easy to customise to the respective user; a simple twist of the handle also makes it easy to transport or ready for compact storage.

Art. 127 153

141

A true powerhouse



The solo by AL-KO lawn trimmer 141 ensures a strong performance on your lawn. With a power rating of 1.25 kW / 1.7 HP, the easy-to-use garden tool is a true powerhouse. The smooth-running engine and the low-vibration construction allow you to enjoy your garden work. The stable shaft tube with a diameter of 28 mm ensures optimum handling. The unit comes complete with blades and line spool as standard. The special advantages afforded by this system include the high-quality and low-maintenance transmission.

Art. 127 434

130 H

Smooth-running thanks to 4-stroke engine



This powerful, 1.2 kW brushcutter is one of the few units that has a 4-stroke engine. This gives you the advantage of smooth running and less noise emissions, as well as the fact that it can be operated using regular unleaded fuel instead of the normal fuel mix. The special handle ergonomics also help you maintain a natural working posture.

Art. 127 232

132

An agile and versatile tool



Where lawnmowers reach their limits because of their size, the sbA brushcutters 132 come into their own. With its stable, 28 mm wide shaft tube, this agile and versatile tool is ideal for professional work in corners and edge areas. Blades and line spool are included with the 0.9 kW / 1.22 HP unit as standard. In terms of handling, the lightweight 8.5 kg trimmer is impressive thanks to its smooth-running engine and low-vibration operation. Thanks to the high-quality, maintenance-friendly transmission, reliability and a long service life are guaranteed.

Art. 127 433



Trimmers and brushcutters: Technical details



	116	118 L	118 B	107 L-S	120	130 H	132	141
Engine ccm / kW / HP	2-stroke 25.4 / 0.75 / 1.0	2-stroke 32.6 / 0.9 / 1.2	2-stroke 32.6 / 0.9 / 1.2	2-stroke 32.6 / 0.9 / 1.2	2-stroke 42.7 / 1.1 / 1.5	4-stroke 35.8 / 1.2 / 1.6	2-stroke 32.5 / 0.9 / 1.22	2-stroke 40.2 / 1.25 / 1.7
Cutting width Line head	41 cm	41 cm	41 cm	41 cm	41 cm	41 cm	41 cm	41 cm
Cutting width Blade	25 cm	25 cm	25 cm	25 cm	25 cm	25 cm	25 cm	25 cm
Hand grip	Loop handle	Loop handle	Bike handle	Loop handle	Bike handle	Bike handle	Bike handle	Bike handle
Carry strap Basic / Semi-pro / Pro	✓ / - / -	✓ / - / -	- / ✓ / -	✓ / - / -	- / ✓ / -	- / ✓ / -	- / ✓ / -	- / ✓ / -
Line head / blade	✓ / ✓	✓ / ✓	✓ / ✓	✓ / ✓	✓ / ✓	✓ / ✓	✓ / ✓	✓ / ✓
Tank volume	0.65 l	1.0 l	1.0 l	1.0 l	1.1 l	0.65 l	0.7 l	0.7 l
Shaft tube Ø Primer / decompression valve	24 mm ✓ / -	24 mm ✓ / -	24 mm ✓ / -	24 mm ✓ / -	24 mm ✓ / -	28 mm ✓ / -	28 mm ✓ / -	28 mm ✓ / -
Anti-vibration	-	-	-	-	-	✓	✓	✓
Weight	5.6 kg	6.1 kg	7.2 kg	6.2 kg	8.0 kg	7.3 kg	7.9 kg	8.0 kg
Art no.	127 150	127 151	127 152	127 231	127 153	127 232	127 433	127 434
EAN no.	400 371 805 1810	400 371 805 1827	400 371 805 1834	400 371 805 2633	400 371 805 1841	400 371 805 2640	400 371 805 8383	400 371 805 8390

Replacement line spool Art. no. / EAN no.	127 234 400 371 805 2664	127 235 400 371 805 2671	127 235 400 371 805 2671	127 235 400 371 805 2671	127 235 400 371 805 2671	127 235 400 371 805 2671	127 235 400 371 805 2671	127 235 400 371 805 2671
Replacement blade Art. no. / EAN no.	112 906 400 371 804 4171	127 240 400 371 805 2725	127 240 400 371 805 2725	127 240 400 371 805 2725	127 240 400 371 805 2725	127 240 400 371 805 2725	127 240 400 371 805 2725	127 240 400 371 805 2725

Additional technical information can be found on page 145 or at www.solobyalko.com.

Please note: Depending on availability, pure solo or AL-KO products may be delivered. These are identical in construction and only differ in look from the products shown.

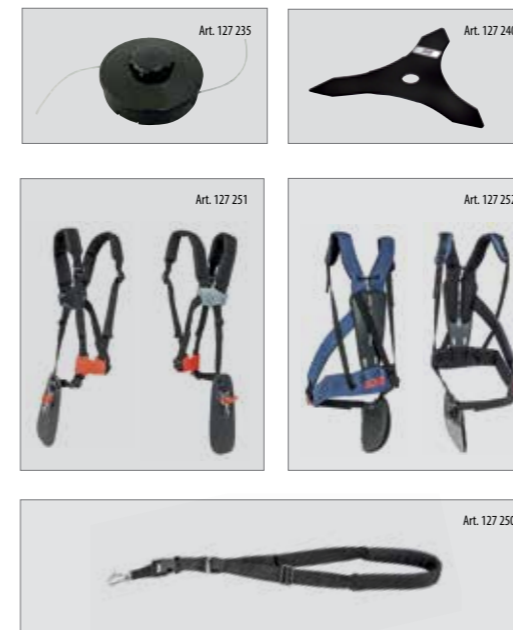
Trimmers and brushcutters: Powerful accessories for powerful trimmers

	Art. no.	EAN	116	118 L	118 B	107 L-S	120	130 H	132	141
Basic replacement line spool Thread size: M 10 x 1.25 I	127 234	400 371 805 2664	✓	✓	✓	✓	✓	✓	✓	✓
Semi-professional replacement line spool Thread size: M 10 x 1.25 I	127 235	400 371 805 2671	✓	✓	✓	✓	✓	✓	✓	✓
Grass blade 250 x 25.4 (3-tooth)	112 906	400 371 804 4171	✓	-	-	-	-	-	-	-
Brushcutter blade 250 x 20 (3-tooth)	127 240	400 371 805 2725	-	✓	✓	✓	✓	✓	✓	✓
Basic carry strap	127 250	400 371 805 2824	✓	✓	✓	✓	✓	✓	✓	✓
Semi-pro carry strap	127 251	400 371 805 2831	-	-	✓	-	✓	✓	✓	✓
Pro carry strap	127 252	400 371 805 2848	-	-	✓	-	✓	✓	✓	✓

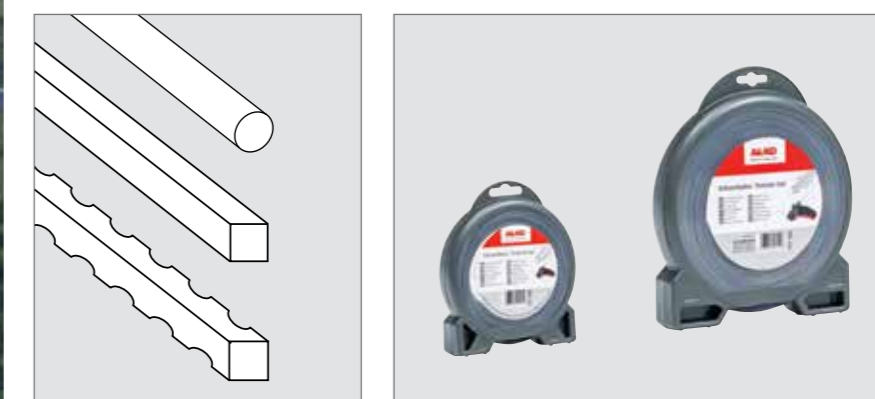
Additional technical information can be found on page 145 or at www.solobyalko.com.

Please note: Depending on availability, pure solo or AL-KO products may be delivered. These are identical in construction and only differ in look from the products shown.

High-quality replacement lines



Cross-section Ø	Length	Art. no.	EAN no.	
Round	1.3 mm	15 m	113 481	400 371 805 6693
		50 m	113 482	400 371 805 6709
Round	1.6 mm	15 m	113 483	400 371 805 6716
		50 m	113 484	400 371 805 6723
Round	2.0 mm	15 m	113 485	400 371 805 6730
		50 m	113 486	400 371 805 6747
Round	2.4 mm	15 m	113 487	400 371 805 6754
		44 m	113 488	400 371 805 6761
		88 m	113 489	400 371 805 6778
Round	2.7 mm	15 m	113 490	400 371 805 6785
		72 m	113 491	400 371 805 6792
Round	3.0 mm	56 m	113 492	400 371 805 6808
	Round	3.3 mm	15 m	113 494
		46 m	113 495	400 371 805 6839
Square	2.4 mm	15 m	113 496	400 371 805 6846
		69 m	113 497	400 371 805 6853
Square	2.7 mm	15 m	113 498	400 371 805 6860
		57 m	113 499	400 371 805 6877
Square	3.0 mm	15 m	113 500	400 371 805 6884
		44 m	113 501	400 371 805 6891
Square	3.3 mm	15 m	113 502	400 371 805 6907
		36 m	113 503	400 371 805 6914
Square	4.0 mm	25 m	113 504	400 371 805 6921
Saw tooth	3.0 mm	37 m	113 505	400 371 805 6938
Saw tooth	3.5 mm	27 m	113 506	400 371 805 6945



You can obtain original replacement lines in round, square or sawtooth form.



Garden care
products for
the perfect solo
performance

Scythe mowers: Manoeuvrability for the natural garden

In high-grass meadows and ecological natural gardens, machines such as this scythe mower, which can cut meadow grass just as well as thick, matted weeds, are in particular demand. The moveable grass deflector and shorter distance between the wheel and the blades considerably improve grass depositing, while the enclosed drive system on the mower deck with its specially-hardened ESM blade and height-adjustable outsoles ensure a long service life.



1 forward and 1 reverse gear

Height-adjustable and vibration-damped handlebar

Powerful Briggs & Stratton petrol engine

Wide pneumatic tyres for optimal traction

Infinitely height-adjustable outsoles

Moveable grass deflector for perfect positioning

5001-R III

Rise to any challenge



Engine ccm / kW / rpm	B&S EXi-Series 625 150 / 2.3 / 3200
Cutting width	102 cm
Forward gear	✓
Reverse gear	✓
Blade drive can be connected	✓
Tyre size (inches)	13" x 6.0-6
Electronic ignition	-
Weight	58 kg
Art no.	127 469
EAN no.	400 371 805 8628

Accessories



SRS 850 snow plough
For model 5001-R III
Art. 113 267
EAN no. 400 371 805 3975



Snow chains
For model 5001-R III
Art. 112 883
EAN no. 400 371 804 3907

Additional technical information can be found on page 145 or at www.solobyalko.com.

Please note: Depending on availability, pure solo or AL-KO products may be delivered. These are identical in construction and only differ in look from the products shown.



Combi units: One tool, many possibilities

The extra-powerful combi unit, with a scythe cutterbar and mower attachment, tiller and ridge plough as well as broom, is the perfect companion for lawncare, tilling and cleaning. And thanks to the snowplough and snow chains, it is also suitable for use in winter. The best: Depending on the demands and requirements, the 2.5 kW base unit can be combined with any of the six different fittings.

1 forward and
1 reverse gear

Height-adjustable and
pivoting handlebar

Wide pneumatic tyres
for optimal traction

Powerful petrol engine

Worm gear unit

V-belt drive

Built with your choice
of attachments

Combi BF 5002-R I

The all-rounder



Engine ccm / kW / rpm	B&S EXi Series 675 163 / 2.74 / 3200
Drive	1 forward gear / 1 reverse gear
Speed (FG / RG)	2.2 / 1.1 km/h
Transmission	Oil-bath worm gear, V-belt drive
Tyre size (inches)	13 x 5.0-6 (pneumatic tyres)
Handlebar	Height-adjustable 180°, pivoting
Weight	45.0 kg
Art no.	127 470
EAN no.	400 371 805 8635

Attachments



CB 870 cutterbar
Working width 870 mm
Art. no. 110 494
EAN no. 400 371 802 0038



Ridge plough
Art. no. 110 742
EAN no. 400 371 802 4661



FSM 530 mower attachment
Working width 530 mm
Art. no. 110 739
EAN no. 400 371 802 4630



SRS 850 snow plough
Working width 850 mm
Art. no. 113 267
EAN no. 400 371 805 3975



CF 500 tiller
Working width 500 mm
Art. no. 110 495
EAN no. 400 371 802 0045

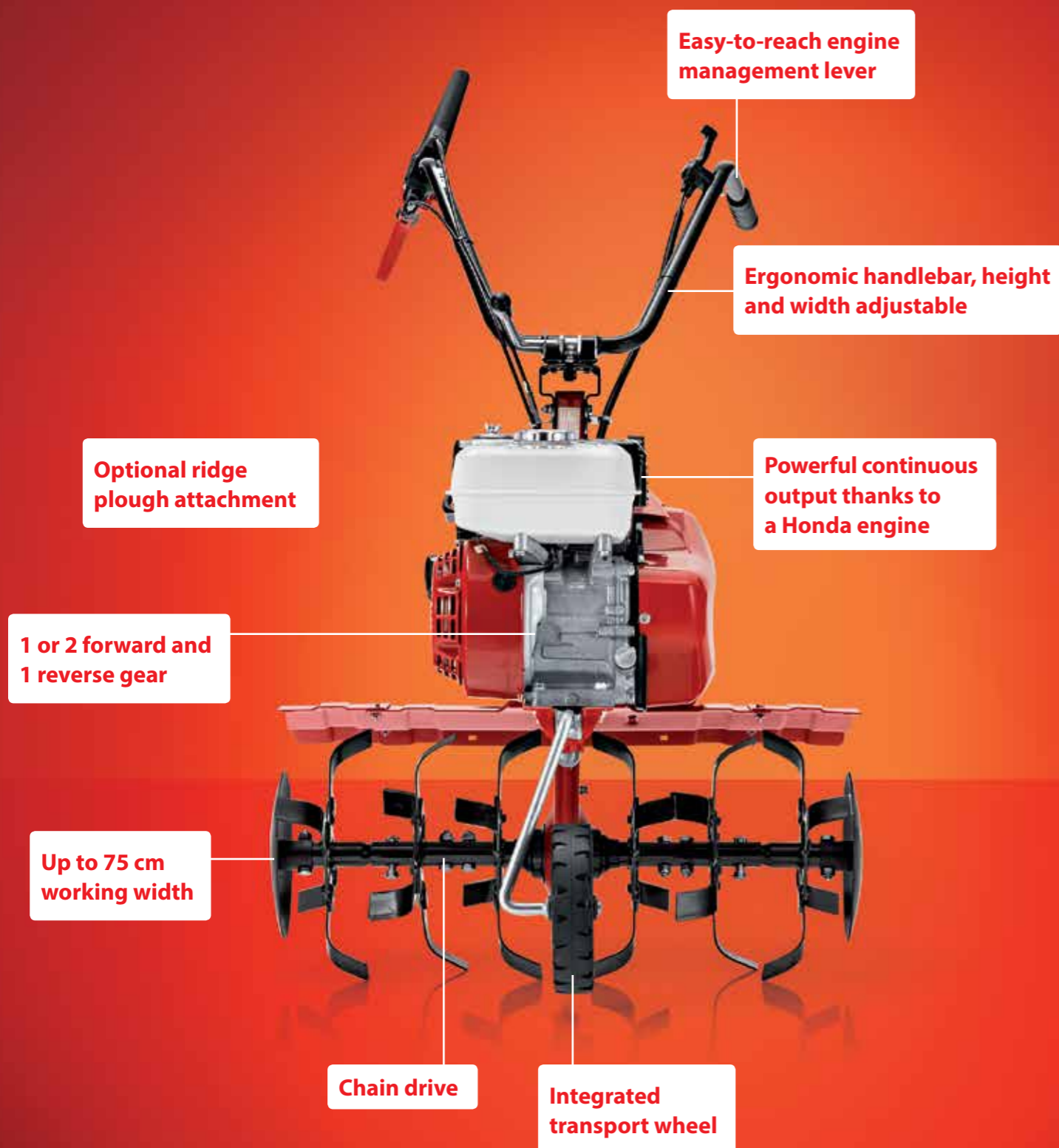


Snow chains
Art. no. 112 183
EAN no. 400 371 803 0570

Additional technical information can be found on page 145 or at www.solobyaliko.com.

Please note: Depending on availability, pure solo or AL-KO products may be delivered. These are identical in construction and only differ in look from the products shown.

Cultivator: Cultivate any soil



7505 VR

The easy way through any soil



Engine	Honda GP 160
Rated power (kW / rpm)	3.6 / 3200
Displacement (cm ³)	163
Transmission (forward/reverse)	F: 1 / R: 1
Working width (cm)	50 / 75
Tiller blades	4/6 blade units
Weight	51 kg
Art no.	127 321
EAN no.	400 371 805 5023
Ridge plough Art. no. / EAN no.	127 334 400 371 805 5313

Whether large areas or small, heavy soils or loose – with an operating depth up to 15 cm and a tilling width of up to 75 cm, this cultivator is an indispensable aid for every owner of a kitchen garden.

7505 V2R

With two forward gears



Engine	Honda GP 160
Rated power (kW / rpm)	3.6 / 3200
Displacement (cm ³)	163
Transmission (forward/reverse)	F: 2 / R: 1
Working width (cm)	50 / 75
Tiller blades	4/6 blade units
Weight	58 kg
Art no.	127 322
EAN no.	400 371 805 5030
Ridge plough Art. no. / EAN no.	127 334 400 371 805 5313

The vertically and horizontally multi-adjustable handlebar makes working with this cultivator child's play. It can also be easily manoeuvred thanks to two forward gears and one reverse gear.

Additional technical information can be found on page 145 or at www.solobyalko.com.

Leaf blowers/vacuums: Stormy times in gardens, meadows and fields

When the leaves fall from the trees in the autumn, leaf blowers and blower vacuums should be close at hand. The compact solo by AL-KO 442 combines the advantages of the two devices in a single unit so that the fallen leaves can first be collected and then sucked in together. Users can switch between the functions and the two blower nozzles in no time.

High suction capacity
even with wet leaves

Minimised vibrations due to
the anti-vibration system

Cruise control for
fatigue-free work

Curved tube for
perfect balance

Lightweight and
easy to handle

2 blower nozzles with
integrated operator
protection

Electrically protected
connection apertures

High air flow for
blower function



442

Two-in-one



Power	0.8 kW / 1.1 HP
Displacement	27.6 ccm
Tank volume	0.45 l
Air speed	72 m/s
Air volume	approx. 10.2 m ³ /s (612 m ³ /h)
Fabric collector	55 l
Chopped material reduction	up to 10:1
Weight of blower	4.8 kg
Art no.	127 380
EAN no.	400 371 805 6075

The multifunctional 442 leaf blower and blower vacuum combines a wealth of power and features with low weight.

The large fabric collector guarantees optimum collection capabilities, while the integrated operator protection ensures the greatest possible safety.



Additional technical information can be found on page 145 or at www.solobyalko.com.

Blower vacuums: Powerful suction, leaving nothing behind



750 P

The power to handle wet leaves



Engine ccm / kW / rpm	B&S 500 E 140 / 2.0 / 3000
Working width	75 cm
Turbine casing	Steel plate
Suction height adjustment	Individual wheel, 4-stage
Volume of catcher box	200 l
Weight	36.1 kg
Art no.	127 141
EAN no.	400 371 805 1445
Suction hose (3 m) Art. no. / EAN no.	120 154 400 371 854 1731

The powerful blower vacuum with a 75 cm working width and a powerful 2.0 kW Briggs & Stratton engine just doesn't stop – even wet or moist lawns and paths are no problem at all. An optional, useful suction hose with nozzle accessories to get into the smallest corners to remove leaves and dirt is also available.

Additional technical information can be found on page 145 or at www.solobyalko.com.

Please note: Depending on availability, pure solo or AL-KO products may be delivered. These are identical in construction and only differ in look from the products shown.



Blade shredders: Big in making things small



TCS Duotec 2500

The power of two blades



With the large main fill hopper for soft material and separate branch feed for branches to a max. diameter of 40 mm or 43 mm (TCS Duotec 3000), as well as the innovative blade system with slanted blades, the TCS Duotec shredders turn everything that comes into contact with the blades into kindling. An additional blade is mounted on the blade plate, and is used for pre-shredding the waste, guaranteeing the best results.

Art. 119 684

TCS Duotec 3000

With a 400 V connection for more power

Art. 119 685

	TCS Duotec 2500	TCS Duotec 3000
Power / voltage	2500 W / 230 V	2900 W / 400 V
Zero-voltage switch	✓	✓
Fuse (slow)	16 amps	16 amps
Branches max. Ø	40 mm	43 mm
Height	135 cm	135 cm
Ball-bearing-mounted wheels	✓	✓
Weight	51 kg	55 kg
Art no.	119 684	119 685
EAN no.	400 371 835 3723	400 371 835 3730

Additional technical information can be found on page 145 or at www.solobyalko.com.

Please note: Depending on availability, pure solo or AL-KO products may be delivered. These are identical in construction and only differ in look from the products shown.



Petrol hedge trimmers: The fast way to the perfect cut



163-70

Powerful, safe cutting



Beautifully maintained hedges, shrubs and bushes in places far away from a plug socket – no problem thanks to this petrol hedge trimmer with its 70 cm cutting length, blades made from special hardened steel and a 440 ml fuel tank. The tool is fitted with a bolted-on cut guard to minimise the risk of injury. The anti-slip handle can be rotated into three positions and ensures an optimum grip in any working position.


Art. 127 326

	163-55	163-70
Power	0.68 kW / 0.9 HP	0.68 kW / 0.9 HP
Displacement	22.2 ccm	22.2 ccm
Blade length	610 mm	750 mm
Cutting length	550 mm	700 mm
Tank	440 ml	440 ml
Weight (net)	5.2 kg	5.4 kg
Art no.	127 325	127 326
EAN no.	400 371 805 5115	400 371 805 5122

Additional technical information can be found on page 145 or at www.solobyalko.com.



Electric hedge trimmers: Perfect teeth for a optimum cut



166

Easy-to-handle hedge trimmer



Motor output	500 W
Blade length	550 mm
Max. blade opening / tooth gap	34 / 27 mm
Conrod eccentric transmission	✓
Gear reduction 1/2-stage	✓ / -
Stroke rate in rpm	3200
5-stage adjustable handle	✓
Protective cover	✓
Total length	101 cm
Weight	4.1 kg
Art. no.	127 304
EAN no.	401 596 616 6550

This lightweight, electric hedge trimmer with a 55 cm cutting length enables long-term, fatigue-free work thanks to its ergonomic handle due to its ergonomic handle and ensures a clean cut with its laser-cut blades and powerful motor. The conrod drive minimises vibrations and works together with the integrated overload protection to ensure maximum durability.

Additional technical information can be found on page 145 or at www.solobyalko.com.

Please note: Depending on availability, pure solo or AL-KO products may be delivered. These are identical in construction and only differ in look from the products shown.





Petrol chain saws for the perfect solo performance



Petrol chain saws: Cut your way through thick and thin

For beginners and professional users

From compact saws for household use to high-performance saws for professional use – the chain saw range from solo by AL-KO has it all. All saws have the same high, uncompromising quality, safety and user-friendly features. The powerful 2-stroke engines and blade sets appropriate for the respective model always ensure effective and clean cutting results.



*not available for all models

Petrol chain saws: A robust and versatile workhorse that gets the job done

These powerful compact saws for demanding users don't just impress with their high-performance engines with a nickel-silicon-coated cylinder, the maintenance-free design as well as the chain and bar-lubrication system – they are also easy to operate and fit optimally in the hand.

Thanks to their ample power, the cutting of firewood, wooden constructions or the occasional small to medium-sized tree is no problem for these all-rounder saws. Their robust yet light design makes for light work under difficult conditions.

6436

Powerful and comfortable



The solo by AL-KO 6436 petrol chain saw is a perfect all-rounder for removing branches from trees, felling smaller trees or cutting through firewood. Thanks to the user-friendly soft-start unit, this handy tool can be switched to operating mode effortlessly. With 36.1 cm³ displacement and 1.5 kW / 2.0 HP power rating, the lightweight, 4.3 kg compact saw is best suited for use in forestry and gardening. In terms of practical usage, it really comes into its own thanks to its consumption-optimised orientation, effective vibration damping and easy-to-adjust chain lubrication. Durability and optimised saw performance are guaranteed thanks to the high-quality Oregon components (rail and 3/8" special chain).

Art. 127 429

6238

Handy helper



Cut off branches, cut down small trees or saw up firewood – all of this is no problem for this lightweight, easy-to-use compact saw. With displacement of 37.2 cm³ and output of 1.2 kW, it is the perfect all-rounder for home and garden use. What's more, the original Oregon bar and chain components (35 cm / 3/8" spec.) guarantee great cutting performance and a long service life.

Art. 127 387

6442

All-rounder for forest and garden



The solo by AL-KO 6442 petrol chain saw is a pint-sized powerhouse. With a power rating of 1.7 kW / 2.3 HP, this high-performance workhorse is suitable in particular for forestry and gardening. Like all petrol chain saws from the solo by AL-KO product range, the lightweight, 4.3 kg model also features exceptional user-friendliness. For example, you can adjust the oil volume to your own needs, and vibrations are noticeably dampened while using the saw. The consumption-optimised usage ensures additional convenience.

Art. 127 430

6240

Easy maintenance



With a 40 cm bar and a 3/8" spec. chain, this compact saw excels not only through its power rating (1.5 kW / 40.1 cm³) and integrated easy-start system, but it is also extremely easy to maintain. Thus, for example, the air filter is very easy to remove and clean and the chain can be tightened quickly and easily in just a few seconds using the side tensioning mechanism.

Art. 127 392



Petrol chain saws: Top quality for professional use

The universal and professional saws offer the best prerequisites for achieving optimal results thanks to the highest quality, perfect power-to-weight ratios and ideal operating comfort – even in commercial use. The professional blade sets, improved air flow, side chain tension as well as high-quality carburettor with compensator are

just a few of the benefits of these devices – the same goes for the magnesium crankcase, the superior ergonomics, the rapid acceleration and the effective vibration damping. The three-part, forged crankshaft also ensures maximum resistance to wear.

6656

Maximum power for professional users



Fast, powerful and extremely robust, this top model among the solo by AL-KO professional saws will win you over with 2.4 kW and an 55.5 cm³ displacement. It has a weight-to-power ratio of only 2.3 kg/kW, it is maintenance-friendly, and the three-part forged crankshaft and 38 cm blade set with a "325" chain also know how to impress. Cutting lengths of 33 to 50 cm are also available.

Art. 127 522

Additional technical information can be found on page 145 or at www.solobyalko.com.

Please note: Depending on availability, pure solo or AL-KO products may be delivered. These are identical in construction and only differ in look from the products shown.

6646

Easy to use and ready to go



This professional saw is a high-performance machine designed for extreme loads. This is because it has the latest engine technology with 2.0 kW and a 46.5 cm³ displacement that proves its maximum capabilities under difficult circumstances and in hard wood. The easy-start system and the ready-to-start switch also make for a more convenient user experience. Along with the 38 cm blade set and "325" chain pitch, additional lengths are also available.

Art. 127 520

6651

Powerful top model



With its superior performance (2.2 kW) and useful equipment at a relatively low weight, this professional saw with a 38 cm blade set and "325" chain pitch meets all the requirements for professional forestry work. As with all professional models, almost no vibrations can be felt thanks to the optimised handle ergonomics and multiple vibration damping with large springs.

Art. 127 521



Petrol chain saws: Technical details



	6238	6240	6436	6442	6646	6651	6656
Displacement	37.2 cm ³	40.1 cm ³	35.2 cm ³	41.9 cm ³	46.5 cm ³	50.9 cm ³	55.5 cm ³
Power	1.2 kW / 1.6 HP	1.5 kW / 2.0 HP	1.5 kW / 2.0 HP	1.7 kW / 2.3 HP	2.0 kW / 2.7 HP	2.2 kW / 3.0 HP	2.4 kW / 3.2 HP
Weight-to-power ratio	3.8 kg/kW	3.0 kg/kW	2.8 kg/kW	2.5 kg/kW	2.8 kg/kW	2.5 kg/kW	2.3 kg/kW
Weight	4.6 kg	4.6 kg	4.8 kg	4.8 kg	5.6 kg	5.6 kg	5.6 kg
Bar length	35 cm / 14"	40 cm / 16"	35 cm / 14"	40 cm / 16"	38 cm / 15"	38 cm / 15"	45 cm / 18"
Chain pitch	3/8" spec.	3/8" spec.	3/8" spec.	3/8" spec.	.325"	.325"	.325"
Chain type	Semi chisel	Semi chisel	Semi chisel	Semi chisel	Semi chisel	Semi chisel	Semi chisel
Side chain tension	✓	✓	✓	✓	✓	✓	✓
Anti-vibration	✓	✓	✓	✓	✓	✓	✓
Oil volume control	✓	✓	✓	✓	✓	✓	✓
Air pre-heating in winter operation	-	-	✓	✓	✓	✓	✓
Tool-free air filter replacement	✓	✓	-	-	-	-	-
Tool-free tank connections	✓	✓	✓	✓	✓	✓	✓
Decompression valve	-	-	-	-	✓	✓	✓
Easy-start system	✓	✓	✓	✓	✓	✓	✓
Primer	✓	✓	✓	✓	✓	✓	✓
Ready-to-start switch	-	-	✓	✓	✓	✓	✓
Art. no.	127 387	127 392	127 429	127 430	127 520	127 521	127 564
EAN no.	400 371 805 6457	400 371 805 6594	400 371 805 8208	400 371 805 8215	400 371 805 9823	400 371 805 9830	400 371 806 0447

Basic tool (without bar and chain)	6646	6651	6656
Art. no. / EAN no.	127 523 / 400 371 805 9854	127 524 / 400 371 805 9861	127 525 / 400 371 805 9878

Alternative blade sets	6646	6651	6656
Cutting length	-	45 cm / 18"	38 cm / 15"
Chain pitch / chain type	-	.325" / semi chisel	.325" / semi chisel
Art. no. / EAN no.	-	127 561 / 400 371 806 0416	127 522 / 400 371 805 9847
Cutting length	-	-	45 cm / 18"
Chain pitch / chain type	-	-	3/8" / full chisel
Art. no. / EAN no.	-	-	127 562 / 400 371 806 0423
Cutting length	-	-	50 cm / 20"
Chain pitch / chain type	-	-	3/8" / full chisel
Art. no. / EAN no.	-	-	127 563 / 400 371 806 0430



Electric chain saws: The whisper-quiet saw for inside and out

621

Handy electric chain saw



This powerful and quiet electric chain saw is ideal for working in closed rooms or areas around the house, e.g. on construction sites or for cutting up firewood. The 2.5 kW motor provides ample power, while the tool-free adjustment and tensioning of the 40 cm blade set with a 3/8" spec. chain ensures maximum operating comfort.

Art. 127 253

Power	2.5 kW
Weight	4.3 kg
Bar length	40 cm / 16"
Chain pitch	3/8" spec.
Tool-free Chain tension	✓
Transparent chain oil tank	✓
Tool-free tank connections	✓
Cable strain relief	✓
Art. no.	127 253
EAN no.	400 371 805 3425

Accessories for chain saws, supplies / chain guard

Accessories



2-stroke oil (1.0 l)

Low-smoke, partially synthetic and self-mixing, universal two-stroke oil with Fuel Fresh fuel stabiliser for a long storage time of 2-stroke mixtures.

Art. no. 112 896

EAN no. 400 371 804 4034



Chain oil (1.0 l)

Mineral-based saw chain oil with good anti-corrosion protection and high resistance to ageing

Art. no. 112 918

EAN no. 400 371 804 4843



Bio chain oil

Purely vegetable-based high-performance saw chain oil with outstanding anti-corrosion protection and long-lasting resin resistance.

1.0 l: Art. no. 113 480

EAN no. 400 371 805 6662

5.0 l: Art. no. 113 530

EAN no. 400 371 805 7317



Chain guard

58 x 14 cm, universal

Art. 127 199

EAN no. 400 371 805 2312

Individual components

Chains and bars

Type	Cutting length	Pitch	Drive links	Chisel form *	Type	Art. no.	EAN	Rail termination	Art. no.	EAN
621	40 cm / 16"	3/8" spec.	57 E / .050" / 1.3 mm	SC	91 PX	127 546	400 371 805 9816	A041	127 490	400 371 805 9359
CS 4235	25 cm / 10"	3/8" spec.	40 E / .043" / 1.1 mm	SC	90 PX	127 549	400 371 806 0232	A041	127 550	400 371 806 0249
	30 cm / 12"	3/8" spec.	45 E / .050" / 1.3 mm	SC	91 PX	127 200	400 371 805 2329	A041	127 555	400 371 806 0294
	35 cm / 14"	3/8" spec.	52 E / .050" / 1.3 mm	SC	91 PX	127 201	400 371 805 2336	A041	127 557	400 371 806 0317
6238	35 cm / 14"	3/8" spec.	53 E / .050" / 1.3 mm	SC	91 PX	127 545	400 371 805 9809	A041	127 489	400 371 805 9342
6240	40 cm / 16"	3/8" spec.	57 E / .050" / 1.3 mm	SC	91 PX	127 546	400 371 805 9816	A041	127 490	400 371 805 9359
6436	35 cm / 14"	3/8" spec.	53 E / .050" / 1.3 mm	SC	91 PX	127 545	400 371 805 9809	A041	127 489	400 371 805 9342
6442	40 cm / 16"	3/8" spec.	57 E / .050" / 1.3 mm	SC	91 PX	127 546	400 371 805 9816	A041	127 490	400 371 805 9359
6646	33 cm / 13"	.325	56 E / .058" / 1.5 mm	SC	21 BP	127 202	400 371 805 2343	K095	127 493	400 371 805 9380
	38 cm / 15"	.325	64 E / .058" / 1.5 mm	SC	21 BP	127 203	400 371 805 2350	K095	127 494	400 371 805 9397
	45 cm / 18"	.325	72 E / .058" / 1.5 mm	SC	21 BP	127 204	400 371 805 2367	K095	127 495	400 371 805 9403
6651	33 cm / 13"	.325	56 E / .058" / 1.5 mm	SC	21 BP	127 202	400 371 805 2343	K095	127 493	400 371 805 9380
	38 cm / 15"	.325	64 E / .058" / 1.5 mm	SC	21 BP	127 203	400 371 805 2350	K095	127 494	400 371 805 9397
	45 cm / 18"	.325	72 E / .058" / 1.5 mm	SC	21 BP	127 204	400 371 805 2367	K095	127 495	400 371 805 9403
6656	33 cm / 13"	.325	56 E / .058" / 1.5 mm	FC	21 LP	127 210	400 371 805 2428	K095	127 501	400 371 805 9465
	38 cm / 15"	.325	64 E / .058" / 1.5 mm	FC	21 LP	127 211	400 371 805 2435	K095	127 502	400 371 805 9472
	46 cm / 18"	.325	72 E / .058" / 1.5 mm	FC	21 LP	127 212	400 371 805 2442	K095	127 503	400 371 805 9489
6656	33 cm / 13"	.325	56 E / .058" / 1.5 mm	SC	21 BP	127 202	400 371 805 2343	K095	127 493	400 371 805 9380
	38 cm / 15"	.325	64 E / .058" / 1.5 mm	SC	21 BP	127 203	400 371 805 2350	K095	127 494	400 371 805 9397
	45 cm / 18"	.325	72 E / .058" / 1.5 mm	SC	21 BP	127 204	400 371 805 2367	K095	127 495	400 371 805 9403
	33 cm / 13"	.325	56 E / .058" / 1.5 mm	FC	21 LP	127 210	400 371 805 2428	K095	127 501	400 371 805 9465
	38 cm / 15"	.325	64 E / .058" / 1.5 mm	FC	21 LP	127 211	400 371 805 2435	K095	127 502	400 371 805 9472
46 cm / 18"	.325	72 E / .058" / 1.5 mm	FC	21 LP	127 212	400 371 805 2442	K095	127 503	400 371 805 9489	
40 cm / 16"	3/8"	60 E / .058" / 1.5 mm	FC	73 LP	127 205	400 371 805 2374	K095	127 496	400 371 805 9410	
45 cm / 18"	3/8"	68 E / .058" / 1.5 mm	FC	73 LP	127 206	400 371 805 2381	K095	127 506	400 371 805 9519	
50 cm / 20"	3/8"	72 E / .058" / 1.5 mm	FC	73 LP	127 207	400 371 805 2398	K095	127 498	400 371 805 9434	

*SC = semi chisel / FC = full chisel






Unbridled power even during winter - with our snowblowers



Snowblowers:

Say farewell to the snow



*only 700 E / 760 TE

Snowline 55 E

For indoors and out



Shovel and brush are things of the past with this petrol-operated snowblower. Thanks to its 55 cm snow clearing width and its compact dimensions, it's an ideal tool for domestic use. And with its electric starter, the snowblower is ready for use in no time even on colder days. And if there isn't any snow – the adjustable height handlebar means it can be quickly folded up and stowed away.

Art. 113 096



	46 E	55 E	620 E II	700 E	760 TE
Engine/motor	Electric, 2000 W, 230 V	4.4 kW / 212 ccm	4.4 kW / 212 ccm	7.8 kW / 375 ccm	9.0 kW / 420 ccm
Snow clearing width	46 cm	55 cm	62 cm	70 cm	76 cm
Intake height	20 cm	30 cm	51 cm	54.5 cm	54.5 cm
Starter system	–	Bowden cable / electric 230 V	Bowden cable / electric 230 V	Bowden cable / electric 230 V	Bowden cable / electric 230 V
Conveyor technology	1-stage Paddle	1-stage Paddle	2-stage (screw / scoop wheel)	2-stage (screw / scoop wheel)	2-stage (screw / scoop wheel)
Max. discharge distance	6 m	10 m	10-15 m	15 m	15 m
Gears / drive	–	Propulsion by clearing paddle	5 forward / 2 reverse Pneumatic tyres	6 forward / 2 reverse Pneumatic tyres	6 forward / 2 reverse Crawler running gear
Tank volume	–	2.5 l	3 l	6.5 l	6.5 l
Headlights	–	–	✓	✓	✓
Heated handles	–	–	–	✓	✓
Weight	14.5 kg	45 kg	83 kg	118 kg	126 kg
Art. no.	112 932	113 096	112 935	112 931	112 930
EAN no.	400 371 804 5147	400 371 804 7615	400 371 804 5178	400 371 804 5130	400 371 804 5123
Snow chains Art. no. / EAN no.	–	–	112 902 400 371 804 4096	112 985 400 371 804 3970	–

Additional technical information can be found on page 145 or at www.solobyalko.com.

Please note: Depending on availability, pure solo or AL-KO products may be delivered. These are identical in construction and only differ in look from the products shown.

Stylish outfits for work and play

Softshell jacket 2in1



Size	Art. no.	EAN code
S	127 272	400 371 805 3562
M	127 273	400 371 805 3579
L	127 274	400 371 805 3586
XL	127 275	400 371 805 3593
XXL	127 276	400 371 805 3609
3XL	127 277	400 371 805 3616



This 3-layer-laminate, softshell jacket is wind- and water-proof as well as highly breathable. Its robust and abrasion-proof material is not only extremely durable, but the inside makes it extremely comfortable to wear thanks to the fleece material. The jacket also offers numerous pockets and adjustment options. For example, simply remove the arms to turn the jacket into a practical waistcoat.

Fleece jacket



Size	Art. no.	EAN code
M	127 279	400 371 805 3630
L	127 280	400 371 805 3647
XL	127 281	400 371 805 3654
XXL	127 282	400 371 805 3661
3XL	127 283	400 371 805 3678



Durable wind-blocker fleece jacket with a front zip fastener and reinforced elements in proven Helly Hansen quality (270 g/m²), which is well-suited for both work and leisure. The cut of the draw cord on the seam as well as the long sleeves with thumb hole offer the best fit while the reflective strip offers additional protection.

Just the right thing for small garden fans

Minitrac

Push tractor with flip-up bonnet.
Weight: 4.0 kg

Art. no. 112 734
EAN no. 400 371 804 1316



MINIMOWER

Kid's lawnmower with grass catcher and mowing sound.
Weight: 1 kg

Art. no. 112 733
EAN no. 400 371 804 1309



TRAILER FOR KIDTRAC

Trailer suitable for the KidTrac.
Weight: 1.5 kg

Art. no. 112 876
EAN no. 400 371 804 3815



KIDTRAC

Pedal tractor with flip-up bonnet.
Weight: 6.5 kg

Art. no. 112 877
EAN no. 400 371 804 3822



Spare parts

Choose AL-KO genuine spare parts and accessories!
Our expertise is in your safety and comfort

AL-KO Gardentech stands for the highest level of quality. For example, our products stand out with their impressive longevity, even when they are in frequent use. Nevertheless, wear or repairs may make it necessary to replace parts of an appliance. In such cases, you should always choose AL-KO genuine spare parts and accessories. Because top quality and guaranteed safety can only be expected from components which match the technical and quality characteristics of every AL-KO product down to the finest detail.

That's why, in Germany, most of the necessary genuine spare parts and accessories can be purchased at any time. With this service, your equipment will never be out of action for long. Moreover, using AL-KO genuine spare parts and accessories is the only way to ensure that all mutually optimised appliance components are at full functionality and to guarantee the high quality and reliability of the AL-KO product. Indeed, the product warranty is only effective, and in case of repair will only remain valid, provided AL-KO genuine spare parts and accessories are used.

Besides, the AL-KO genuine spare parts themselves offer other special advantages. Each improvement made to the series-produced products is also conferred to the associated genuine spare parts. Whether it's a simple screw or a sophisticated control board, all genuine AL-KO and solo by AL-KO parts are designed based on a wealth of expertise acquired through many decades of manufacturing prowess.

Our authorised service partners can also benefit from using AL-KO genuine spare parts and accessories. Always having exactly the right components ensures quick repair times and lower repair costs. Safe, high-quality and always the right fit – using AL-KO genuine spare parts and accessories is always the perfect choice for repairs or maintenance, giving you a solid foundation for long-term and reliable use of our products.



All products – technical data

Name	Art. no.	Page	Sound pressure level	Sound power level	Sound power level	Tolerance factor	Vibration value	Tolerance factor
			measured LpA [dB(A)]	measured LwA [dB(A)]	guaranteed LwA [dB(A)]	Sound pressure level K _{pa} [dB(A)]	guaranteed ahw (m/s ²)	K (m/s ²)
ROBOTIC LAWNMOWERS								
Robolinho® 700 E	127 446	19	–	58	60	–	–	–
Robolinho® 700 I	127 447	19	–	56	60	–	–	–
Robolinho® 1200 E	127526	19	–	56	60	–	–	–
Robolinho® 1200 I	127527	19	–	56	60	–	–	–
Robolinho® 2000 E	127528	19	–	56	60	–	–	–
Robolinho® 2000 I	127529	19	–	56	60	–	–	–
POWER FLEX BATTERY								
4237 Li P	127 511	40	80	90	91	1	2.5	1.5
4237 Li SP	127 388	40	80	90	91	1	2.5	1.5
4757 Li SP	127 389	40	80	90	91	1	2.5	1.5
4757 Li VS	127 512	40	80	90	91	1	2.5	1.5
MT 42 / HTA 4245	127 437 / 127 438	46	80.7	91	96	3	2.4 / 1.4	1.5
MT 42 / CSA 4220	127 437 / 127 439	46	80.3	93.3	96	3	1.4 / 1.6	1.5
MT 42 / BCA 4235	127 437 / 127 463	46	84.3	94.3	96	3	2.0 / 0.5	1.5
GT 4235	127 436	47	77	94	96	2	2.0, 1.1/1.5	1.0
HT 4245	127 510	47	80.5	93.1	95	2	1.8	1.5
HT 4260	127 440	47	80.5	93.1	95	2	1.8	1.5
LB 4250	127 507	47	89.3	98	101	3	1.0	1.5
CS 4225 – 25 cm	127 551	49	88	103.3	108	3	2.2 / 2.5	1.5
CS 4230 – 30 cm	127 552	49	88	103.3	108	3	2.2 / 2.5	1.5
CS 4235 – 35 cm	127 553	49	88	103.3	108	3	2.2 / 2.5	1.5
RIDE-ON MOWERS								
R 7-63.8 A	127 486	53	89	96	98	2	2/3.4	2
R 7-65.8 HD	127 487	53	O.R.*	O.R.*	O.R.*	O.R.*	O.R.*	O.R.*
T 13-93.7 HDS-A	127 471	57	90	98	100	2	2/4	2
T 22-111.7 HDS-A V2	127 445	57	90	98	100	2	2/4	2
T 13-93.7 HD	127 416	62	90	98	100	2	2/4	2
T 15-93.7 HD-A	127 417	62	90	98	100	2	2/4	2
T 16-93.7 HD-V2	127 443	62	90	98	100	2	2/4	2
T 15-103.7 HD-A	127 418	62	90	98	100	2	2/4	2
T 16-103.7 HD V2	127 444	62	90	98	100	2	2/4	2
T 15-95.6 HD-A	127 367	69	90	98	100	2	2/4	2
T 16-95.6 HD V2	127 369	69	90	98	100	2	2/4	2
T 15-105.6 HD-A	127 368	69	90	98	100	2	2/4	2
T 16-105.6 HD V2	127 370	70	90	98	100	2	2/4	2
T 20-105.6 HD V2	127 371	70	90	98	100	2	2/4	2
T 23-125.6 HD V2	127 363	70	94	104	105	2	2/4	2

Subject to technical changes.
 *O.R. = On request

All products – technical data

Name	Art. no.	Page	Sound pressure level	Sound power level	Sound power level	Tolerance factor	Vibration value	Tolerance factor
			measured LpA [dB(A)]	measured LwA [dB(A)]	guaranteed LwA [dB(A)]	Sound pressure level K _{pa} [dB(A)]	guaranteed ahw (m/s ²)	K (m/s ²)
PETROL AND ELECTRIC LAWNMOWERS								
548 K	127 448	78	83	97	98	1	3.5	1.8
553 K	127 148	79	88	97	98	2	4	2
4858 VS ALU	127 449	79	86	95	96	2	6	2
5378 VS ALU	127 462	79	88	96	98	2	6	2
4218 P-A	127 450	81	86	95	96	2	6	2
4718 P-A	127 451	81	86	95	96	2	6	2
4718 SP-A	127 452	81	86	95	96	2	6	2
4238 P-A	127 453	86	86	95	96	2	6	2
4238 SP-A	127 454	86	86	95	96	2	6	2
4738 P	127 455	86	86	95	96	2	6	2
4738 SP-A	127 456	86	86	95	96	2	6	2
4738 SP	127 457	87	86	95	96	2	6	2
4757 VS	127 393	87	86	95	96	2	6	2
5239 SP-A	127 535	87	88	96	98	2	6	2
5257 VS	127 394	87	88	96	98	2	6	2
5278 VS	127 459	87	88	96	98	2	6	2
4739 VSI-A	127 536	89	86	95	96	2	6	2
4758 VSI	127 461	89	86	95	96	2	6	2
4705 E	127 154	91	85	94	95	2	6	2
SCARIFIERS								
516	127 374	93	80.0	77.0	79.0	0.5	3.5	0.5
518	127 375	93	80.0	92.5	93.0	0.5	3.5	0.5
4005 VB	127 320	93	83	93	96	3	2.9	-
BRUSHCUTTERS								
116	127 150	102	91	107	110	3	7	1.5
118 L	127 151	102	104	111	116	5	9	1.5
118 B	127 152	102	104	111	116	5	9	1.5
107 L-S	127 231	102	104	111	116	5	9	1.5
120	127 153	103	94	111	113	2	9	1.5
130 H	127 232	103	95	103	107	2.5	4.3	2.5
132	127 433	103	95.3	110	113	3	7.2	1.5
141	127 434	103	95.7	110	113	3	8.2	1.5
SCYTHE MOWERS / COMBI UNIT								
5001-R III	127 469	109	90	102	104	2	25.99	10.4
Combi BF 5002-R I	127 470	109	80	92	93	2	5.5	0.7
CULTIVATORS								
7505 VR	127 321	113	83.8	95.4	96	0.4	7.39	0.22
7505 V2R	127 322	113	83.8	95.4	96	0.4	7.39	0.22
BLOWER VACUUMS / LEAF BLOWERS								
442	127 380	115	93.9	106.6	109	2.4	2.0	1.5
750 P	127 141	117	86		98	2	6	2
SHREDDERS								
TCS Duotec 2500	119 684	119	102	113	115	2	-	-
TCS Duotec 3000	119 685	119	102	113	115	2	-	-

Name	Art. no.	Page	Sound pressure level	Sound power level	Sound power level	Tolerance factor	Vibration value	Tolerance factor
			measured LpA [dB(A)]	measured LwA [dB(A)]	guaranteed LwA [dB(A)]	Sound pressure level K _{pa} [dB(A)]	guaranteed ahw (m/s ²)	K (m/s ²)
HEDGE TRIMMERS								
163-55	127 325	123	95	104.3	107	3	2.12 / 2.91	1.5
163-70	127 326	123	94.2	104.3	107	3	2.12 / 2.91	1.5
166	127 304	125	85	96	98	1.8	< 2.5	0.5
ELECTRIC & PETROL CHAINSAWS								
6238	127 387	134	97.6	108.4	112	3.0	6.2/11.3	1.5
6240	127 392	134	99.5	110.1	113	3.0	8.5/9.0	1.5
6436	127 429	134	101.1	109.9	113	3.0	6.57 / 6.47	1.5
6442	127 430	134	101.5	110.9	113	3.0	6.88 / 6.96	1.5
6646	127 523	134	O.R.*	O.R.*	O.R.*	O.R.*	O.R.*	O.R.*
6651	127 524	134	O.R.*	O.R.*	O.R.*	O.R.*	O.R.*	O.R.*
6656	127 525	134	O.R.*	O.R.*	O.R.*	O.R.*	O.R.*	O.R.*
621	127 253	136	90	103.9	106	2.5	5.0	1.5
SNOWBLOWERS								
46 E	112932	141	86	95	97	6	2.5	1.5
55 E	113 096	141	91	100	102	2	4	2
620 E II	112 935	141	91	100	102	2	6	2
700 E	112 931	141	94	103	105	2	6	2
760 TE	112 930	141	94	104	106	2	6	2



Subject to technical changes.
*O.R. = On request

AL-KO GERÄTE GMBH

lchenhauser Str. 14
89359 Kötz
Germany
Tel. +49 8221 203-0
gardentech@al-ko.de
www.al-ko.com/garden

**AL-KO Gardentech
Austria GmbH**

Hauptstraße 52c
8742 Obdach
Austria
Tel. +43 35 78 25 15-0
office.obdach@al-ko.at
www.al-ko.com/garden

Registration number for disposal of waste electrical and electronic equipment
WEEE reg. no.: DE89889102

AL-KO Ginge A/S

Godsbanegade 20
9700 Brønderslev
Denmark
Tel. +45 98 801 744
export.ginge@al-ko.com
www.al-ko.com/garden

Visit us online:

www.solobyalko.com

Provided by your solo by AL-KO partner:



Subject to price changes and technical changes.
No liability accepted for mistakes and printing errors.
Order number 2300873 (EN) / 01-2019