

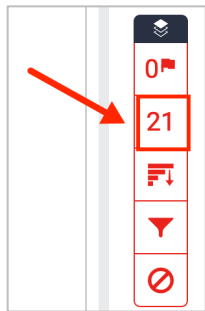
# VIEW TURNITIN SIMILARITY REPORT

If you suspect plagiarism in a paper that has been submitted through Turnitin, view the similarity report for the paper to interpret the results and make a decision on whether or not plagiarism has occurred.

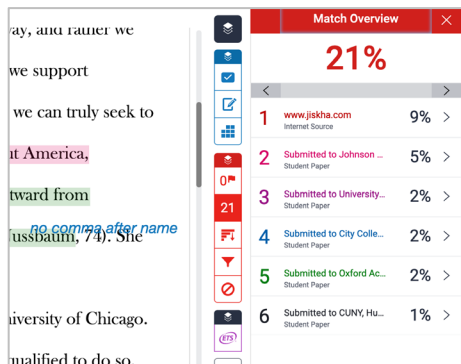
---

## Instructions

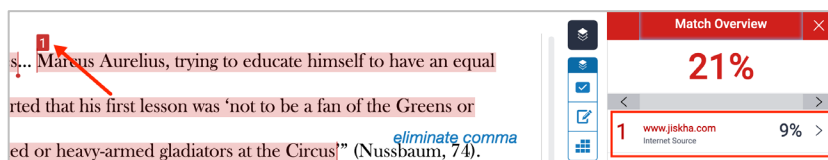
1. Access the similarity report for a student using the instructions in the Turnitin: [Accessing Submissions user guide](#). Click on the number on the red similarity report menu to view the match overview for the submission.



The match overview shows the text of the submitted paper on the left and matching primary sources (sources that are the closest match without word variation) on the right.

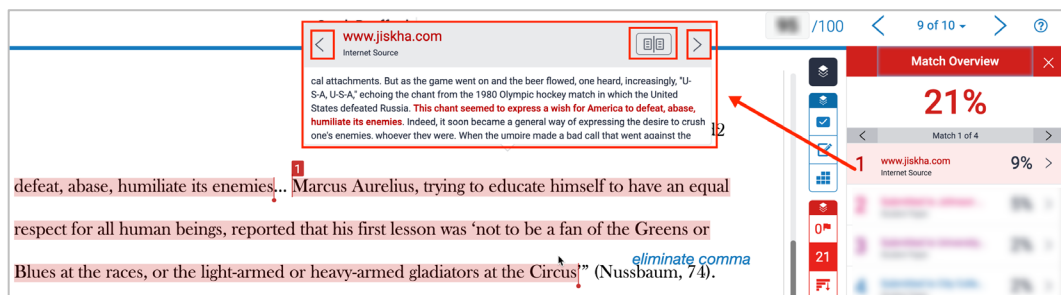


The number next to each highlighted area of text on the left corresponds with the matching primary source on the right.



# VIEW TURNITIN SIMILARITY REPORT

2. Review text identified as a match in the submitted paper carefully to see if the student has appropriately cited the material. In some instances, if you are asking all students in your class to write on a specific topic, there will be similar content, especially if they are using sources you have recommended, such as a LibGuide. Common phrases or commonly known facts may also show up as matches, but may not indicate plagiarism.
3. Check each primary source to compare the source with the text of the submitted paper. Click the URL for a primary source on the right to jump to the matching text on the left. Click the URL again to view the source text. The source text opens in a pop-up window either above or below the matching text. Click the **Full Source View** button in the upper right corner of the pop-up window to view the full source on the right side of the screen.



## Note:

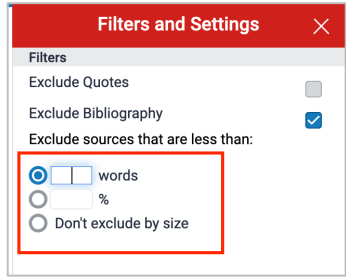
If the source is a previously submitted student paper, you are not able to view the original text due to student confidentiality.

4. To exclude small matches from the report, click **Filters and Settings** icon on the similarity report menu.



Indicate either a word or percentage to be excluded from the report. Click **Apply Changes**.


# VIEW TURNITIN SIMILARITY REPORT



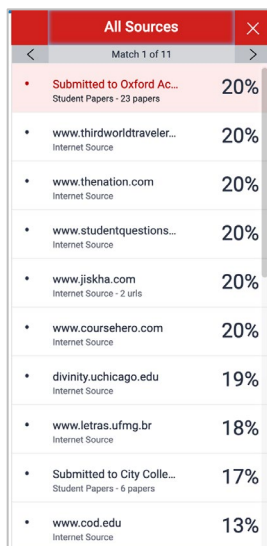
## Note:

You can also exclude quoted material or the bibliography when viewing the similarity report.

5. To see all sources, not just primary sources, click the **All Sources** icon on the similarity report menu.



All sources that match the paper text will be listed unless you already excluded them.



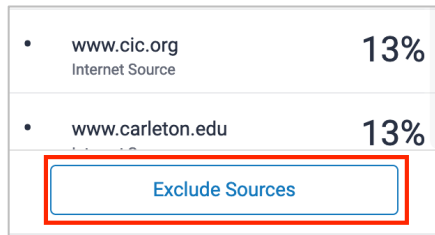
Source	Similarity
Submitted to Oxford Ac... Student Papers - 23 papers	20%
www.thirdworldtraveler... Internet Source	20%
www.thenation.com Internet Source	20%
www.studentquestions... Internet Source	20%
www.jiskha.com Internet Source - 2 urls	20%
www.coursehero.com Internet Source	20%
divinity.uchicago.edu Internet Source	19%
www.letas.ufmg.br Internet Source	18%
Submitted to City Colle... Student Papers - 6 papers	17%
www.cod.edu Internet Source	13%

# VIEW TURNITIN SIMILARITY REPORT

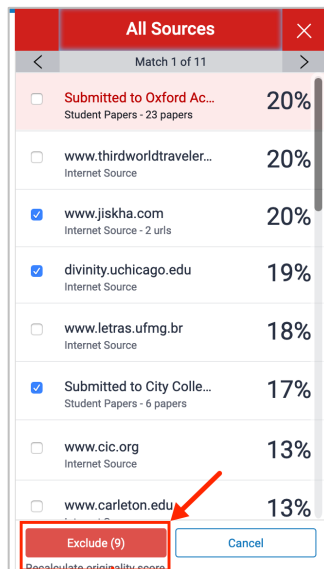
## Note:

Instructors can also exclude small matches when [creating the Turnitin assignment](#) under the Optional Settings.

6. If you wish to exclude sources, click the **Exclude Sources** button on the bottom of the All Sources menu.

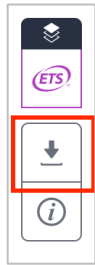


7. Check the box next to each source you want to exclude and then click the **Exclude** button at the bottom of the list of sources. This will exclude the source and recalculate the similarity score.

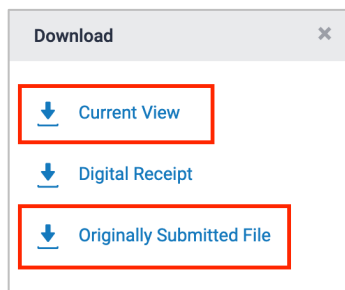


8. You can download the student paper by selecting the **Download** icon underneath the erater menu.

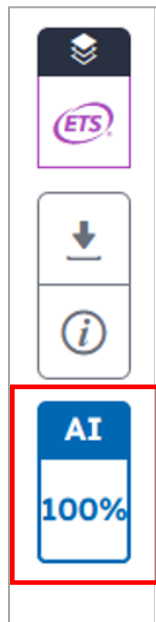
# VIEW TURNITIN SIMILARITY REPORT



9. Selecting **Current View** downloads a PDF file with the similarity report. Choosing **Originally Submitted File** downloads a Word document with the student's original submission. If needed, you can print either document directly through Adobe Reader or Microsoft Word.

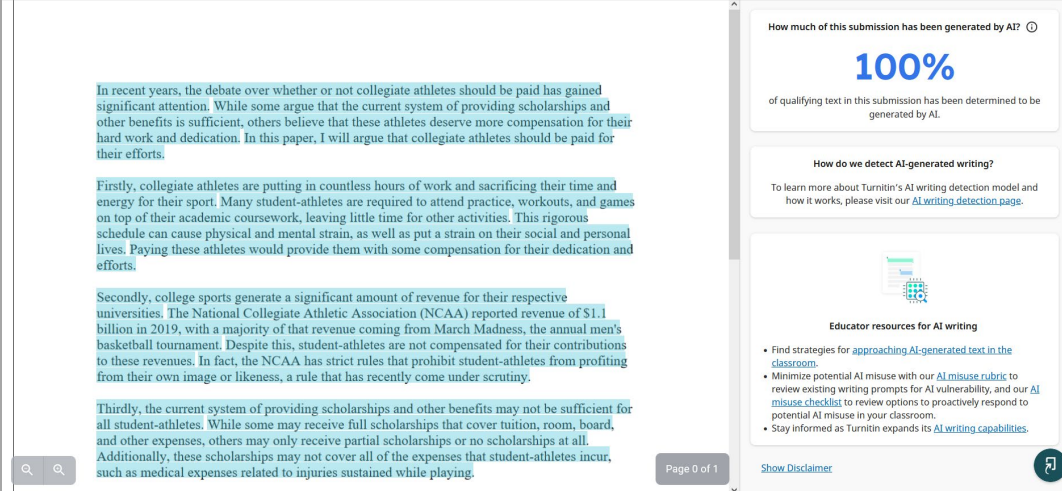


10. You may also access the **artificial intelligence (AI) writing detection tool** from the similarity report menu to view the overall percentage of text in a submission that may have been AI-generated, located in the bottom right corner:



# VIEW TURNITIN SIMILARITY REPORT

11. Click the percentage to open and view the **AI Writing Detection Tool**:



12. Like the similarity report, the AI Writing Detection tool highlights text in the submission that Turnitin suspects is AI-generated. Turnitin's AI writing detection model only looks for prose sentences contained in long-form writing. Prose text contained in long-form writing means individual sentences that make up a longer piece of written work, such as an essay, a dissertation, or an article, etc. The model does not detect AI-generated text such as poetry, scripts, or code. Nor does it detect short form/unconventional writing such as bullet points, tables, or short exam answers.
13. A high percentage from the AI writing detection model does not necessarily mean that a student has used AI. Faculty must evaluate each case and student paper to determine if the use of AI has occurred. If you have carefully reviewed a student paper and suspect the use of AI, see the [Academic Integrity Policy](#) in the Student Handbook for procedures related to pursuing charges of plagiarism. To learn more about Turnitin's AI writing detection model and how it works, visit their [AI writing detection page](#).