

Indore Smart City Development Limited

Request for Proposal

CONSERVATION, RESTORATION & ADAPTIVE REUSE OF GOPAL MANDIR COMPLEX, INDORE (PHASE I)



Indore Smart City Development Limited, Indore

Regd. Off.: 107-109, Palika Plaza Phase II, M.T.H. Compound, Indore - 452007

Ph. No.: 0731-2535572; **E-mail:** smartcityindore16@gmail.com

CIN: U75100MP2016SGC035528; **Website:** www.smartcityindore.org

INDORE SMART CITY DEVELOPMENT LIMITED

APPENDIX 2.10

TENDER DOCUMENT

FOR PERCENTAGE RATE ONLY IN WORKS DEPARTMENT AND OTHER DEPARTMENT

NIT Number and Date : 09/ISCDL/2017-18, 09 May 2017

Agreement Number and Date : _____

Name of Work	:	Conservation, Restoration & Adaptive Reuse of Gopal Mandir Complex, Indore (Phase I)
Name of the Contractor	:	
Probable Amount of Contract	:	
(Rs. In Figure)	:	Rs. 14.93 Cr.
(Rs. In Words)	:	Rupees Fourteen Crore Ninety-Three Lakh Only
Contract Amount	:	
(Rs. In Figure)	:	_____
(Rs. In Words)	:	_____
Stipulated Period of Completion	:	18 months

Tender Document

Table of Contents

Section No	Particulars	Details
Section 1	Tender Notice	
Section 2	Instructions to Bidders (ITB)	A. General B. Bid Document C. Preparation of Bid D. Submission of Bid E. Opening and Evaluation of Bid F. Award of Contract
	Bid Data Sheet	
	Annexure A	Key Dates
	Annexure B	Affidavit
	Annexure C	Prequalification Criteria
	Annexure D	Special Eligibility Criteria
	Annexure E	Specification
	Annexure F	Procedure for participating in E-tendering
	Annexure G	Joint Venture
	Annexure H	Organizational Details
	Annexure I	Technical Proposal
	Annexure J	Financial Bid
	Annexure K	Materials to be issued by department
	Annexure L	Letter of Acceptance (LOA)
	Annexure M	Performance Security
	Section 3	Table of Clauses
Part-I		General Conditions of Contract (GCC)
Contract Data		
Annexure N		Drawings
Annexure O		Detail of Milestones
Annexure P		Compensation for Delay
Annexure Q		List of Equipment for Quality Control Lab
Annexure R		Price Adjustment
Annexure S		Bank Guarantee form for Mobilization & Machinery Advance
Annexure T		Bank Guarantee Form for Secured Advance
Annexure U		Physical Completion Certificate
Annexure V		Final Completion Certificate
Annexure W		Salient Features of Labour laws
Part-II		Special Conditions of Contract (SCC)
Section 4	BILL OF QUANTITIES (B.O.Q.)	
Section 5	Agreement Form	

Section-1
INDORE SMART CITY DEVELOPMENT LIMITED

107-109, Palika Plaza, Phase-II, MTH Compound, Indore-452007

NIT No. 09/ISCDL/ 17-18

Dated 09 May 2017

NOTICE INVITING TENDER

Gopal Mandir is a religious building situated in Indore. It is an important heritage structures. Indore Smart City Development Limited under its Smart City Mission invites **online percentage rate tenders** for the following works. Tender forms may be purchased online by bidders who possess similar work experience.

S. No.	Name of Work	Estimated Cost of Work	Cost of Tender Form	Earnest Money Deposit	Completion Period
1.	Conservation, Restoration & Adaptive Reuse Of Gopal Mandir Complex, Indore (Phase I)	Rs.14.93 Cr.	Rs. 30,000/-	Rs.10 Lakh	18 Months

1. Last date for Purchase of Tender	:	09.06.2017 till 1730 Hrs.
2. Pre-Bid Conference	:	23.05.2017 at 1500 Hrs. at Gopal Mandir Site
3. Last date for submission of tender (Online)	:	13.06.2017 till 1730 Hrs
4. Last date for Submission of Hard Copy of Technical Bid.	:	16.06.2017 till 1500 Hrs.
5. Technical bid opening (Online)	:	16.06.2017 till 1600 Hrs.
Tender Document and other details shall be available on: - Website- www.mpeproc.gov.in		
6. Amendment to NIT, if any would be published on website only.		

Chief Executive Officer
Indore Smart City Development Limited, Indore

INDORE SMART CITY DEVELOPMENT LIMITED

Notice Inviting e-Tenders

NIT Number and Date : **09/ISCDL/2017-18, 09 May 2017**

Online percentage rate bids for the following works are invited from contractors and firms of repute fulfilling pre-qualification criteria and having similar relevant experience.

S.No.	Name of Work	Estimated Cost of Work	Cost of Tender Form	Earnest Money Deposit	Completion Period
1.	Conservation, Restoration & Adaptive Reuse Of Gopal Mandir Complex, Indore (Phase I)	Rs.14.93 Cr.	Rs. 30,000/-	Rs. 10 Lakh	18 Months

1. All details relating to the Bid Document(s) can be viewed and downloaded from the website mentioned in NIT.
2. Bid document can be purchased after making online payment of portal fees through Credit/Debit/Cash Card/internet banking.
3. At the time of submission of the Bid the eligible bidder shall be required to:
 - i) pay the cost of Bid Document;
 - ii) deposit the Earnest Money;
 - iii) Submit a check list; and
 - iv) Submit an affidavit.

Details can be seen in the Bid Data Sheet

4. Eligibility for Bidders:
 - (a) At the time of submission of the Bid the bidder should have valid registration with the Government of Madhya Pradesh, PWD in appropriate class. However, such bidders who are not registered with the Government of Madhya Pradesh and are eligible for registration can also submit their bids after having applied for registration with appropriate authority.
 - (b) The bidder would be required to have valid registration with MPPWD in appropriate class at the time of signing of the Contract.
 - (c) Failure to sign the contract by the selected bidder, for whatsoever reason, shall result in forfeiture of the earnest money deposit.
5. Pre-qualification – Prequalification conditions, wherever applicable, are given in the Bid Data Sheet.
6. Special Eligibility - Special Eligibility Conditions, if any, are given in the Bid Data Sheet.
7. Amendment to NIT, if any, would be published on website only, and not in Newspaper.

Chief Executive Officer
Indore Smart City Development Ltd., Indore

SECTION 2
INSTRUCTIONS TO BIDDERS (ITB)

A. GENERAL

1. SCOPE OF BID

The detailed description of work, hereinafter 'work', is given below.

Introduction:

Indore traces its roots to its 16th century founding as a trading hub between the Deccan and Delhi. The city and its surroundings came under Hindu Maratha Empire on 18 May 1724 after Maratha Peshwa Baji Rao I assumed the full control of Malwa. During the days of the British Raj, Indore State was a 19 Gun Salute (21 locally) princely state (a rare high rank) ruled by the Maratha Holkar dynasty, until they acceded to the Union of India. Indore served as the capital of the Madhya Bharat from 1950 until 1956.

Indore is a district and commercial center of the Indian state of Madhya Pradesh. It is situated on the banks of the River Kahn and Sarawati. Indore is known for its architectural splendor. The tales of the glorious past are narrated by these splendid historical monuments and cast a magical spell on the visitors. Rani Ahilya Bai Holkar was a great architectural patron and spent a lot of money on the construction of many **temples** across the nation.

One such amazing temple is Gopal Mandir.

Gopal Mandir is a religious spot situated in **Indore** in **Madhya Pradesh state of India**. It is the city's most important heritage structures. The temple is built by Krishna Bai Holkar in 1832. It is founded in the honor of **Lord Krishna**. It is situated on the right wing of the Rajwada. The highlight of this **temple** is its **architecture**.

Gopal Mandir is an Ashlar Black Basalt Stone structure built in Maratha style of architecture. It has a big central hall with astounding pillars bearing an eponymous roof, which is elaborately beautified. Gopal Mandir temple's system of lighting in the form of huge glass chandeliers is quite charming to the eye. The temple enshrines a two feet tall statue of Lord Krishna made of marble with silver plating on top of the idol which is kept on a marble-inlaid altar with wooden doors with ivory inlay work in moldings.

The other part on the left side of main temple which was originally an "ANNA KSHETRA" and later used as government printing press, is a beautiful state of architecture masterpiece totally made of wooden columns, wooden beams, wooden ceiling with lime coba and kota stone on the top as flooring. The "ANNA KSHETRA" has a courtyard with a small temple of LORD SHIVA in the centre which is open to sky. Ground floor of the block is enormously beautiful and has a set of ornamental columns, arches and brackets that reflects the art and architecture of the ancient times.

Background:

Our heritage is diverse and includes buildings, monuments, gardens, cemeteries, landscapes and archaeological sites. Each one of these places contains elements that help tell its own individual story. It may be the design of a building, the material it was built from, the interior features like woodwork and corncing, the paint colors or even the landscaping that are physical reminders of the place's story. For this reason, it is important that any changes to a heritage place respect its significant elements.

With this in mind, places can be changed to meet contemporary needs and new uses. Sensitive development or adaptive reuse is often the best way to ensure a place is used and valued into the future. Reusing heritage places also amounts to a substantial environmental and financial saving in embodied energy. It avoids the creation of waste and the need for replacement building materials.

The original or significant elements should be identifiable so that future generations can understand the story of the place.

Need for the work:

Since 1832, The Gopal Mandir (Temple) and its complex was maintained by the trust, however now time has come to restore it to its older glory and conserve/ restore and redevelop with the adaptive functional reuse of the entire complex depicting the Maratha art, craft and culture, so that it sustains for years to come.

The present condition of the main temple and its surrounding blocks are as follows: -

- The front elevation on the north side which is G+ 2 structures annexed Block B as shown on page 57 ANNA KSHETRA on the left-hand side and Main entrance for the temple on the right-hand side of the elevation façade known as Block A1.
- The left side elevation which is on the East side of Block B (ANNA KSHETRA) is extended throughout the length of the road has to be carefully restored and conserved to its originality.
- The right-side elevation which is on the west side of Block A1 and front of Block A2 is also extended throughout the length of the road has to be carefully restored and conserved to its originality.
- The rear elevation on the south side of Block A3 is half conjectured and has a need for restoration and redevelopment with the new technology of prefabrication with wooden cladding matching to its originality in looks of G+1 structure and fixing it with the existing Block A3 which is G+1.
- The Block on the left side of the temple known as A4 is conjectured and left with a flat land to be redeveloped and restored with the new technology of prefabrication with wooden cladding matching to its originality in looks of G+1 structure and fixing it with the old existing Block A1 which is G+2.
- The junction of Block B and Block C (block adjoining ANNA KSHETRA on the east side of the temple) is partially collapsed. Therefore, the debris is to be removed with proper stacking of the materials to be reused.
- The Block B is in a state of restoration so it needs to be fully conserved to its originality.
- The Block C is not in a state of restoration so it needs to be carefully manually dismantled and remove reusable materials which is to be properly stacked for further use with all safety measures to restore the compound walls on the east and south side of the Block. The adaptive reuse Block C is Open Air Theatre with part folding roof which will be used for all cultural activities and live performance with a capacity of 1100 pax.
- The Block B and Block C have inaccessible basements that need proper removal of debris and also create an access to the basement as it was originally.

Indore Smart City Development Limited invites tenders from experienced and expert Conservation/ Heritage and Restoration contractors to come forward and Bid for the extremely prestigious work through this tender.

Scope of work:

Indore Smart City Development Limited hired M/s Hablani Architects Pvt. Ltd., Indore as an consultant to assist the authorities in the elaboration of a restoration/ conservation and redevelopment plan of Gopal Mandir and its entire complex and how the property should be preserved based on active cross-sectoral cooperation and participation of key stakeholders such as Indore Municipal Corporation. The scope of works under this tender is to conserve, restore and redevelop the portions as specified above and defined under specific tasks below.

Specific Tasks:

- Careful removal of debris from junction of Block B and Block C by manual means and stacking all the reusable materials as specified by engineer-in-charge.
- Careful Propping of Block B and C from basement till the roof height.
- Careful Restoration of Block B.
- Careful dismantling of Block C from top to bottom by manual means and stacking all the reusable materials as specified by engineer-in-charge.
- Careful removal of part of 2nd floor of block A1 as per engineer-in-charge.
- Careful removal of existing base / COBA and Kota stone floor from all the floors of Block B, Block C, Block A1, A2 and part A3 and stacking the reusable material as specified by engineer-in-charge and rest to be removed as guided in B.O.Q.
- Not a single piece of teak wood which is in good condition to be removed from the site as the same is to be reused for restoration and redevelopment of the entire temple complex.
- Careful Waterproofing of main temple roof slab as per B.O.Q to be done on the most priority basis.
- Scaffolding all around the facades inside and outside of all the blocks.
- Special precautions of all the facades to be taken during the process of restoration, redevelopment and conservation.
- No punctures on the existing structure walls of elevations outside and inside shall be done while erecting scaffolding which shall be compulsorily self supportive in steel and not Bamboo/ wood.

2. General Quality of Work:

The work shall have to be executed in accordance with the drawings (prepared by Contractor and approved by the competent authority), technical specifications specified in the Bid Data Sheet/ Contract Data, and shall have to meet high standards of workmanship, safety and security of workmen and works.

3. PROCEDURE FOR PARTICIPATION IN E-TENDERING

The procedure for participation in e-tendering is given in the Bid Data Sheet.

4. ONE BID PER BIDDER

4.1 The bidder can be an individual entity or a joint venture (if permitted as per Bid Data sheet). In case J.V. is permitted, the requirement of joint venture shall be as per the Bid Data Sheet.

4.2 No bidder shall be entitled to submit more than one bid whether jointly or severally. If he does so, all bids wherein the bidder has participated shall stand disqualified.

5. Cost of Bidding

The bidder shall bear all costs associated with the preparation and submission of his bid, and no claim whatsoever for the same shall lie on the ULB.

6. Site Visit and examination of works

The bidder is advised to visit and examine the Site of Works and its surroundings and obtain for itself on its own responsibility all information that may be necessary for preparing the bid and entering into a contract for construction of the work. All costs shall have to be borne by the bidder.

B. BID DOCUMENTS

7. CONTENT OF BID DOCUMENTS

The Bid Document comprises of the following documents:

1. NIT with all amendments.
2. Instructions to Bidders,
3. Conditions of Contract:
 - i. Part I General Conditions of Contract and Contract Data; and
 - ii. Part II Special Conditions of Contract.
4. Specifications
5. Drawings,
6. Priced Bill of Quantities
7. Technical and Financial Bid
8. Letter of Acceptance
9. Agreement and
10. Any other document(s), as specified.

8. The bidder is expected to examine carefully all instructions, conditions of contract, the contract data, forms, terms and specifications, bill of quantities, forms and drawings in the Bid Document. Bidder shall be solely responsible for his failure to do so.

9. Pre-Bid Meeting (where applicable)

Wherever the Bid Data Sheet provides for pre-bid meeting:

- 9.1 Details of venue, date and time would be mentioned in the Bid Data Sheet. Any Change in the schedule of pre-bid meeting would be communicated on the website only, and intimation to bidders would not be given separately.
- 9.2 Any prospective bidder may raise his queries and/or seek clarifications in writing before or during the pre-bid meeting. The purpose of such meeting is to clarify issues and answer questions on any matter that may be raised at that stage. The Employer may, at his option, give such clarifications as are felt necessary.
- 9.3 Minutes of the pre-bid meeting including the gist of the questions raised and the responses given together with any response prepared after the meeting will be hosted on the website.
- 9.4 Pursuant to the pre-bid meeting if the Employer deems it necessary to amend the Bid Document, it shall be done by issuing amendment to the online NIT.

10. Amendment of Bid Documents

- 10.1 Before the deadline for submission of bids, the Employer may amend or modify the Bid Documents by publication of the same on the website.
- 10.2 All amendments shall form part of the Bid Document.
- 10.3 The Employer may, at its discretion, extend the last date for submission of bids by publication of the same on the website.

C. PREPARATION OF BID

11. The bidders have to prepare their bids online, encrypt their Bid Data in the Bid Forms and submit Bid Seals (Hashes) of all the envelopes and documents related to the Bid required to be uploaded as per the time schedule mentioned in the key dates of the Notice Inviting e-Tenders after signing of the same by the Digital Signature of their authorized representative.

12. DOCUMENTS COMPRISING THE BID

The bid submitted online by the bidder shall be in the following parts:

Part 1 – This shall be known as **Envelope A** and would apply for all bids. **Envelope A** shall contain the following as per details given in the Bid Data Sheet:

- i. Registration number or proof of application for registration and organizational details in format given in the Bid Data sheet
- ii. Payment of the cost of Bid Document;
- iii. Earnest Money; and
- iv. EPF Registration
- v. An affidavit duly notarized.

Part 2 – This shall be known as **Envelope B** and required to be submitted only in works where pre-qualification conditions and/or special eligibility conditions are stipulated in the Bid Data Sheet. Online **Envelope B** shall contain a self-certified sheet duly supported by documents to demonstrate fulfillment of pre-qualification conditions.

Part 3 – This shall be known as Online **Envelope C** and would apply to all bids. **Envelope C** shall contain financial offer in the format prescribed enclosed with the Bid Data Sheet.

13. LANGUAGE

The bid as well as all correspondence and documents relating to the bid exchanged by the Bidder and the Employer shall be in English or Hindi. Supporting documents and printed literature that are part of the Bid may be in another language provided they are accompanied by an accurate translation of the relevant passages in English. In such case, for the purposes of interpretation of the bid, such translation shall govern.

14. TECHNICAL PROPOSAL

14.1 Only, in case of bids with pre-qualification conditions defined in the Bid data sheet, the Technical Proposal shall comprise of formats and requirements given in the Bid Data Sheet.

14.2 All the documents/ information enclosed with the technical proposals should be self-attested and certified by the Bidder. The Bidder shall be liable for forfeiture of his earnest money deposit, if any document/ information are found false/ fake/ untrue before acceptance of Bid. If it is found after acceptance of the Bid, the sanctioning authority may at his discretion forfeit his performance security/ guarantee, security deposit, enlistment deposit and take any other suitable action.

15. FINANCIAL BID

- i. The bidder shall have to quote rates in format referred in Bid Data sheet, in overall percentage, and not item wise. If the bid is in absolute amount, overall percentage would be arrived at in relation to the probable amount of contract given in NIT. The overall percentage rate would apply for all items of work.
- ii. Percentage shall be quoted in figures as well as in words. If any difference in figures and words found, lower of the two shall be taken as valid and correct.
- iii. The bidder shall have to quote rates inclusive of all duties, taxes, royalties and other levies; and the Employer shall not be liable for the same.

iv. The material along with the units and rates, which shall be issued, if any, by the department to the contractor, is mentioned in the Bid Data Sheet.

16. PERIOD OF VALIDITY OF BIDS

The bids shall remain valid for a period specified in Bid Data Sheet after the date of “close for bidding” as prescribed by the Employer. The validity of the bid can be extended by mutual consent in writing.

17. EARNEST MONEY DEPOSIT (EMD)

17.1 The Bidder shall furnish, as part of the Bid, Earnest Money Deposit (EMD), of the amount specified in the Bid Data Sheet.

17.2 The EMD shall be in the form of Demand Draft/Fixed Deposit Receipt of a scheduled commercial bank, issued in favor of the name given in the Bid Data Sheet. The Fixed Deposit Receipt shall be valid for six months or more after the last date of receipt of bids. However, other forms of EMD may be allowed by the employer by mentioning it in the Bid Data sheet.

17.3 Bid not accompanied by EMD shall be liable for rejection as non-responsive.

17.4 EMD of bidders whose bids are not accepted will be returned within ten working days of the decision on the bid, except second lowest till the time period of agreement with first lowest.

17.5 EMD of the successful Bidder will be discharged when the Bidder has signed the Agreement and furnished the Bank Guarantee of required value for Performance Security.

17.6 Failure to sign the contract by the selected bidder, for whatsoever reason, shall result in forfeiture of the Earnest money deposit.

D. SUBMISSION OF BID

18. The bidder is required to submit online bid duly signed digitally, and Envelope "A" in physical form also at the place prescribed in the Bid Data Sheet.

E. OPENING AND EVALUATION OF BID

19. PROCEDURE

19.1 **Envelope ‘A’** shall be opened first online at the time and date notified and its contents shall be checked. In cases where Envelope ‘A’ does not contain all requisite documents, such bid shall be treated as nonresponsive, and **Envelope “B” and/or “C”** of such bid shall not be opened.

19.2 Wherever **Envelope ‘B’** (Technical Bid) is required to be submitted, the same shall be opened online at the time and date notified. The bidder shall have freedom to witness opening of the **Envelope ‘B’**. **Envelope ‘C’** (Financial Bid) of bidders who are not qualified in Technical Bid (**Envelope ‘B’**) shall not be opened.

19.3 **Envelope ‘C’** (Financial Bid) of the qualified bidders shall be opened online at the time & date notified. The bidder shall have freedom to witness opening of the **Envelope ‘C’**.

19.4 After opening **Envelope ‘C’** all responsive bids shall be compared to determine the lowest evaluated bid.

19.5 The Employer reserves the right to accept or reject any bid, and to annul the bidding process and reject all the bids at any time prior to contract award, without incurring any liability. In all such cases reasons shall be recorded.

19.6 The Employer reserves the right of accepting the bid for the whole work or for a distinct part of it.

20. Confidentiality

20.1 Information relating to examination, evaluation, comparison and recommendation of contract award shall not be disclosed to bidders or any other person not officially concerned with such process until final decision on the bid.

20.2 Any attempt by a bidder to influence the Employer in the evaluation of the bids or contract award decisions may result in the rejection of its bid.

F. AWARD OF CONTRACT

21. Award of Contract

The Employer shall notify the successful bidder by issuing a 'Letter of Acceptance' (LOA) that his bid has been accepted.

22. Performance Security

22.1 Prior to signing of the Contract the bidder to whom LoA has been issued shall have to furnish performance Security of the amount, form and duration, etc. as specified in the Bid Data Sheet.

22.2 Additional performance security, if applicable, is mentioned in the Bid Data Sheet and shall be in the form and for the duration etc. similar to performance security

23. Signing of Contract Agreement

23.1 The successful bidder shall have to furnish Performance security and additional performance security, if any, and sign the contract agreement within 15 days of issue of LOA.

23.2 The signing of contract agreement shall be reckoned as intimation to commencement of work. No separate work order shall be issued by the Employer to the contractor for commencement of work.

23.3 In the event of failure of the successful bidder to submit Performance Security and additional performance security if any or sign the Contract Agreement, his EMD shall stand forfeited without prejudice to the right of the employer for taking action against the bidder.

24. CORRUPT PRACTICES

The Employer requires that bidders observe the highest standard of ethics during the procurement and execution of contracts. In pursuance of this policy, the Employer:

1. may reject the bid for award if it determines that the bidder recommended for award has, directly or through an agent, engaged in corrupt, fraudulent, collusive, or coercive practices in competing for the Contract; and
2. may debar the bidder declaring ineligible, either indefinitely or for a stated period of time, to participate in bids, if it at any time determines that the bidder has, directly or through an agent, engaged in corrupt, fraudulent, collusive, or coercive practices in competing for, or in executing, a contract.

For the purposes of this provision, the terms set forth above are defined as follows:

- a. "**corrupt practice**" means the offering, giving, receiving, or soliciting, directly or indirectly, anything of value to influence improperly the actions of another party;
- b. "**fraudulent practice**" means any act or omission, including a misrepresentation, that knowingly or recklessly misleads, or attempts to mislead, a party to obtain a financial or other benefit or to avoid an obligation;
- c. "**coercive practice**" means impairing or harming, or threatening to impair or harm, directly or indirectly, any party or the property of the party to influence improperly the actions of a party;
- d. "**Collusive practice**" means an arrangement between two or more parties designed to achieve an improper purpose, including influencing improperly the actions of another party.

End of ITB

BID DATA SHEET

General

S.No.	Particulars	Data
1	Office inviting Tender	Indore Smart City Development Ltd., Indore
2	NIT No	09/ISCDL/17-18
3	Date of NIT	09 May 2017
4	Bid document download Available from date & time	13 May 2017, 11:30 am
5	Website link	http://www.mpeproc.gov.in

Section 1 – NIT

Clause Reference	Particulars	Data
2	Portal fees	Rs. _____ (shall be reflected on the portal)
3	Cost of bid document	Rs. 30,000/-
	Cost of bid document payable at	Bidders shall be directed to the payment gateway through the portal
	Cost of bid document in favor of	
4	Affidavit format	Annexure B
5	Pre-qualifications required	Yes
	If Yes, details	As per Annexure C
6	Special Eligibility	Yes
	If Yes, details	As per Annexure D
7	Key Dates	Annexure A

Section 2 – ITB

Clause Reference	Particulars	Data
1	Name of work	Conservation, restoration & adaptive reuse of Gopal Mandir Complex, Indore
2	Specifications	Annexure E
3	Procedure for participation in e-tendering	Annexure F
4	Whether Joint-venture is allowed	No
	If yes, requirement for Joint venture	
9	Pre-bid meeting to held	Yes
	If Yes, Date, Time & Place	Date: 23 05 2017 Time from: 1500 hours Place: Gopal Mandir Site, Indore
12	Envelope –A containing: Should reach in physical form at	Office of Chief Executive Officer 107-109, Palika Plaza, Phase II, MTH Compound, Indore-452007 (M.P.)
14	Envelope-B Technical Proposal	Annexure I (Format I-1 to I-5)
	Envelope-C Financial Bid	Annexure J
15	Materials to be issued by the department	Nil
16	Period of Validity of Bid	120 Days
	Earnest Money Deposit	Rs 10 lakh (Rupees Ten Lakh only)

Clause Reference	Particulars	Data
17	Forms of Earnest Money Deposit	i. FDR/ e-FDR ii. Demand Draft of National/ Scheduled Commercial Bank iii. Interest Bearing Securities of Post Office
	EMD valid for a period of	120 days
	FDR (Fixed Deposit Receipt) must be drawn in favour of	Executive Director, ISCDL, Indore
21	Letter of Acceptance (LoA)	Annexure L
22	Amount of Performance Security	5% of contract amount
	Additional Performance Security, if any	Yes
	Performance security in the format	Annexure M
	Performance security in favour of	Executive Director, ISCDL, Indore
	Performance security valid up to	Till issue of Physical Completion Certificate as per clause 35.1

Key Dates & Events

S No.	Department Stage	Bidder's Stage	Start		Expiry		Envelopes
			Date	Time	Date	Time	
1.		Purchase of Tender – Online	13.05.2017	1130 Hours	09.06.2017	1730 Hours	
2.		Bid Submission – Online			13.06.2017	1730 Hours	
3.	Mandatory Submission Open (Envelope A)				16.06.2017	1600 Hours	Envelope A
4.	Technical Proposal Open (Envelope B)				16.06.2017	1610 Hours	Envelope B
5.	Financial Bid Open (Envelope C)				TBA		Envelope C

|| **AFFIDAVIT** ||

(To be contained in Envelope A)
(On Non-Judicial Stamp of Rs.100)

I/we _____ who is/are _____ (status in the firm/company) and competent for submission of the affidavit on behalf of M/S _____ (contractor) do solemnly affirm an oath and state that: I/we are fully satisfied for the correctness of the certificates/records submitted in support of the following information in bid documents which are being submitted in response to notice inviting e-tender No. _____ for _____ (name of work) dated _____ issued by the _____ (name of the ULB).

I/we are fully responsible for the correctness of following self-certified information/ documents and certificates:

1. That the self-certified information given in the bid document is fully true and authentic.
2. That:
 - a. Term deposit receipt deposited as earnest money, demand draft for cost of bid document and other relevant documents provided by the Bank are authentic.
 - b. Information regarding financial qualification and annual turn-over is correct.
 - c. Information regarding various physical qualifications is correct.
3. No close relative of the undersigned and our firm/company is working in the department.

OR

Following close relatives are working in the department:

Name _____ Post _____ Present Posting _____

Signature with Seal of the Deponent (bidder)

I/ We, _____ above deponent do hereby certify that the facts mentioned in above paras 1 to 4 are correct to the best of my knowledge and belief.

Verified today _____ (dated) at _____ (place).

Signature with Seal of the Deponent (bidder)

(See clause 5 of Section 1 NIT)

PRE-QUALIFICATIONS CRITERIA

- i) The bidder should have an Average Annual Financial Turnover for Construction Works not less than 50% of the probable amount of contract during last 3 financial years.
- ii) The bidder should have executed either of the following within last 7 years.
 - a. One Heritage Conservation Work costing not less than 70% of the probable amount of contract; or
 - b. Two Heritage Conservation Works costing not less than 40% of the probable amount of contract; or
 - c. Three Heritage Conservation Works costing not less than 30% of the probable amount of contract.

Bidders are required to submit the corresponding Work Order copies & Execution/Completion Certificates issued by the respective clients. The Certificates should be issued by respective authority (Not below Executive Engineer) of client. ISCDL may call for original certificates for verification.

Note: Work execution/Completion Certificate shall include detailed scope of work, actual cost of work completed with date of commencement & date of completion of the work.

SPECIAL ELIGIBILITY CRITERIA

ELIGIBILITY CRITERIA FOR BIDDER:

Prequalification Criteria of the Bidder(s)

1. The Bidder shall meet the Qualification Criteria specified in Annexure C as a Single firm entirely on its own without forming JV/Consortium for civil works. Only JV with Art Restoration contractor or electrical sub-contractor is permitted. In case of JV, the lead Contractor should fulfil all the eligibility criteria listed in Annexure G.
2. The Client reserves the right to visit previously executed sites (submitted by Contractor as part of Experience) that conform to the above criteria and assess the quality and finish of the same to prequalify the contractor. The Client reserves the right to conduct reference checks on the documents/ work detail submitted by the contractor in 'Technical Bid' to ensure that they have the ability to deliver on quality, timeliness and site management and co-ordination. The Client may disqualify the contractor if any discrepancy is found during the assessment.

Technical Pre-Qualification for Heritage Experience:

1. Before evaluation of the Technical Proposals, Bidder(s) are expected to meet the pre-qualification criteria, which would be a part of the Technical competence. Bidder(s) failing to meet these criteria or not submitting requisite proof for supporting pre-qualification criteria are liable to be rejected at the Technical Proposal level. The Bidder(s) should have the requisite ability to follow the designs and drawings to execute the work, ability to manage complex situations and to effectively coordinate the work with the concerned offices/ officers of the department.
2. The Contracting Firm should be mainly engaged in restoration works of historic buildings, and should have worked on **similar 3 projects of heritage building conservation** in the last 5 years. Bidder(s) failing to meet these criteria or not submitting requisite proof for supporting pre-qualification criteria are liable to be rejected at the Technical Proposal level. The interested parties should have academic, technical and financial capabilities on the lines, mentioned below:

Experience –

1. The Bidder(s) should have required experience in executing architectural conservation works similar in nature to the Project applied for. Minimum experience of 3 years (Organization) or Minimum Experience of the Company Head/ Technical lead to have an individual experience of 7 years in field of Heritage Conservation Projects.
2. At least one heritage building (declared by state / central government of any Grade) including following works:
 - a. Structural Conservation and Roof Repairs
 - b. Lime Plaster Works
 - c. Door and Window Restoration
 - d. Lakhori/ traditional brick masonry works

Domain Expertise –

1. Bidders should have skilled team of craftsmen with past experience in lime plasters, structural, architectural and interior conservation and should have worked on conservation of listed heritage buildings/protected monuments.
2. The Contractor should have on his payroll a Site-supervision team with the requisite ability to follow the designs and drawings to execute the work, ability to manage complex situations and to effectively coordinate the work with the concerned offices/ officers of the department as per details given in RFP.
3. The Bidder shall provide details of the Domain/ technical experts as per Annexure I-3 Engagement of the proposed personnel shall be subject to approval from the Department of culture. In case such approval is not granted for a certain domain expert, the Bidder shall be required to provide a replacement with equivalent or better qualifications, abilities and relevant experience.
4. The Bidder(s) should attach copy of Muster Roll of employed craftsmen and/or consent letters associated experts in the field of heritage conservation.
5. The information required to be submitted in the Pre-Qualification for the Project should be as per format provided in Annexure I.

TECHNICAL COMPETENCE

1. A supporting cover document shall be provided listing all projects supplied for Evaluation of Technical Competence containing a brief one paragraph write up about the project. This should describe the project in detail including the nature of works undertaken under contract, quantity and specification of works undertaken in the project (like lime plaster, brickwork in lime, restoration works, stitching of structural cracks, lime concrete, stonework, etc.).
2. If available, these work descriptions should preferably be supported with photographs showing executed works (before/after conservation). Projects with photographs to be given preference.
 - a. Name of Project:
 - b. Scope of work:
 - c. Construction experience - key activities:

1. MPUADD Specifications for Civil Works

(The soft copy of the specifications is available at departmental website <http://www.mpurban.gov.in/StandardSchedule.asp>)

2. MPPKVVCO.LTD SPECIFICATIONS FOR ELECTRICAL WORKS

The Provisions of General/ Special Conditions of Contract, those specified elsewhere in the bid document, as well as execution drawings and notes, or other specifications issued in writing by the employer shall form part of the technical specifications of this work.

3. Handbook of Conservation of Heritage Buildings Published by Directorate General, Central Public Works Department in July 2013.

4. INDIAN NATIONAL TRUST FOR ART AND CULTURAL HERITAGE (INTACH) SCHEDULE OF RATES FOR BUILDING CONSERVATION WORKS, ARCHITECTURAL HERITAGE DIVISION. The rates are as per prevailing market Rates and DSR 2016 rates / MPPWD.

Procedure for participation in e-Tendering

1. Registration of Bidders on e-Tendering System

All the PWD registered bidders already registered on the new e-procurement portal <https://www.mpeproc.gov.in> The user id will be the contractor ID provided to them from MP Online. The password for the new portal as communicated to the bidders registered email ID. For more details, may contact M/s Tata consultancy Services Corporate Block, 5th floor, DB city Bhopal-462011, email id: eproc_helpdesk@mpsdc.gov.in. Helpdesk phone numbers are available on website.

2. Digital Certificate:

The bids submitted online should be signed electronically with a class III Digital Certificate to establish the identity of the bidder submitting the bid online. The bidders may obtain class III Certificate issued by an approved certifying Authority authorized by the controller of certifying Authorities, government of India. A class III digital Certificate is issued upon receipt of the required proofs along with an application. Only upon the receipt of the required documents, a digital certificate can be issued. For details please visit cca.gov.in.

Note:

- i. It may take up to 7 working days for issuance of class III digital certificate; hence the bidders are advised to obtain the certificate at the earliest. Those bidders who already have valid class III digital certificate need not obtain another Digital Certificate for the same. The bidders may obtain more information and the APPLICATION FORM REQUIRED TO BE SUBMITTED FOR THE ISSUANCE OF DIGITAL CERTIFICATE FROM cca.gov.in.
- ii. Bids can be submitted till bid submission end date. Bidder will require digital signature while bid submission. The digital certificate issued to the authorized user of a partnership firm/Private limited company/ Public Limited Company and user for online bidding will be considered as equivalent to a no-objection certificate/power of attorney to that user.

In case of Partnership firm, majority of the partners have to authorize a specific individual through authority letter signed by majority of partners of the firm.

In case of Private Limited company, Public Limited Company, the Managing Director has to authorize a specific individual through Authority Letter. Unless the certificate is revoked, it will be assumed to represent adequate authority of the specific individual to bid on behalf of the organization for online bids as per Information Technology Act 2000. This Authorized User will be required to obtain a digital certificate. The Digital Signature executed through the use of the responsibility of Management/Partners of the concerned firm to inform the Certifying Authority, if the authorized user changes, and apply for a fresh Digital Certificate for the new Authorized user.

3. Set Up of Bidder's Computer System:

In order for a bidder to operate on the e-tendering System, the Computer system of the bidder is required to be set up for Operating System, Internet Connectivity, Utilities, Fonts, etc. The details are available at <https://www.mpeproc.gov.in>

4. Key Dates:

The bidders are strictly advised to follow the time schedule (Key dates) of the bid of their side for tasks and responsibilities to participate in the bid, as all the stages of each bid are locked before the start time and date and after the end time and date for the relevant stage if the bid as set by the Department.

5. Preparation and Submission of Bids

The bidders have to prepare their online, encrypt their bid data in the Bid forms and submit Bid of all the envelopes and documents related to the Bid required to be uploaded as per the time schedule mentioned in the key dates of the notice inviting e-Tenders after signing of the same by the Digital Signature of their authorized representatives.

6. Purchase of Bid Document

For purchasing of the bid document bidders have to pay Service Charge online only which is Rs. [as per Bid Data Sheet]. Cost of Bid document is separately mentioned in the detailed NIT. The Bid Document shall be available for purchase to concerned eligible bidders immediately after online release of the bids and up to scheduled time and date as set in the key dates. The payment for the cost of bid document shall be made online through Debit/Credit card. Net banking or NeFT Challan through the payment gateway provided on the portal.

7. Withdrawal, Substitution and Modification of Bids

Bidder can withdraw and modify the bid submission end date.

Note:

- Bidders are requested to visit our e-tendering website regularly for any clarifications and/or due date extension or corrigendum.
- Bidder must positively complete online e-tendering procedure at www.mpeproc.gov.in
- ISCDL shall not be responsible in any way for delay/ difficulties/ inaccessibility of the downloading facility from the website for any reason whatsoever.
- In case, due date for submission & opening of tender happens to be a holiday, the due date shall be shifted to the next working day for which no prior intimation will be given.
 - ISCDL reserves the right for extension of due date of opening of technical bid.

JOINT VENTURE (J.V.)

If J.V. is allowed following conditions and requirements must be fulfilled –

1. Number of partners in a Joint Venture shall not exceed 2 (two). The partners shall comply with the following requirements:
 - a. One of the partners shall be nominated as being Lead Partner, and this authorization shall be evidenced by submitting a power of attorney signed by legally authorized signatories of all the partners;
 - b. The bid and, in case of successful bid, the Agreement, shall be signed so as to be legally binding on all partners;
 - c. The partner in charge shall be authorized to incur liabilities and receive instructions for and on behalf of any and all partners of the joint venture and the entire execution of the contract, including payment, shall be done exclusively with the partner in charge;
 - d. All the partners of the joint venture shall be liable jointly and severally for the execution of the contract in accordance with the contract terms, and a statement to this effect shall be included in the authorization mentioned under [c] above, as well as in the bid and in the Agreement [in case of successful bid];
 - e. The joint venture agreement should indicate precisely the role and responsibilities of all the members of JV in respect of planning, design, construction equipment, key personnel, work execution, and financing of the project including operation and maintenance of the works. All members of JV should have active participation in execution during the currency of the contract. This should not be varied/modified subsequently without prior approval of the employer;
 - f. The joint venture agreement should be registered, so as to be legally valid and binding on all partners for a period not less than the defects liability/ Maintenance period.
 - g. A copy of the Joint Venture Agreement entered into by the partners shall be submitted with the bid.
2. All the partners should collectively meet the technical and financial eligibility criteria specified in full. Failure to comply with this requirement will result in rejection of the joint venture's bid.
3. The performance security of joint venture shall be in the name of the partner Lead partner/joint venture.
4. Attach the power of attorney of the partners authorizing the Bid signatory(ies) on behalf of the joint venture
5. An individual Bidder cannot at the same time be member of a Joint Venture applying for this Bid. Further, a member of a particular Bidder Joint Venture cannot be member of any other Bidder Joint Venture applying for this bid.
6. Furnish details of participation proposed in the joint venture as below:

PARTICIPATION DETAILS	Firm A (Lead Partner)	Firm B
Financial		
Name of the Banker(s)		
Planning		
Construction Equipment		
Key personnel		
Execution of Work (Give details on contribution of each)		

7. For meeting the minimum qualification criteria of experience of similar nature work, every partner can have experience of different works as defined in similar nature works and together should have the experience of all types of works described in similar nature works.

ORGANIZATIONAL DETAILS
(To be enclosed with technical proposal)

S.N.	Particulars	Details
1.	Registration No. issued by centralized registration system of Govt. of MP or proof of application for registration	(If applicable, scanned copy of proof of application for registration to be uploaded)
2.	Valid registration of Bidder in appropriate class through centralized registration of Govt. of MP Registration no..... date.....	(Scanned copy of Registration to be uploaded)
3.	Name of Organization/ Individual	
4.	Entity of Organization Individual/Proprietary Firm/Partnership Firm (Registered under Partnership Act)/ Limited Company (Registered under the Companies Act-1956)/ Corporation	
5.	Address of Communication	
6.	Telephone Number with STD Code	
7.	Fax Number with STD Code	
8.	Mobile Number	
9.	E-mail Address for all communications	
	Details of Authorized Representative	
10.	Name	
11.	Designation	
12.	Postal Address	
13.	Telephone Number with STD Code	
14.	Fax Number with STD Code	
15.	Mobile Number	
16.	E-mail Address	

Note: In case of partnership firm and limited company certified copy of partnership deed/ Articles of Association and Memorandum of Association along with registration certificate of the company shall have to be enclosed.

Signature of Bidder with Seal

Date:

(See clause 14 of Section 2 of ITB)

Envelope – B, Technical Proposal

Technical Proposal shall comprise the following documents:

S.N.	Particulars to be submitted	Format
1.	Financial and Physical Experience	(Format: I - 1)
2.	Annual Turnover	(Format: I - 2)
3.	List of Technical Personnel for the Key Positions	(Format: I - 3)
4.	List of Key equipments/ machine/s quality control labs	(Format: I - 4)
5.	List of Key equipments/ Machines for Construction Work.	(Format: I – 5)

Note:

1. Technical Proposal should be uploaded duly page numbered and indexed.
2. Technical Proposal should be uploaded otherwise will not be considered

FINANCIAL & PHYSICAL EXPERIENCE DETAILS

ANNUAL TURN OVER

Requirements:

Average annual construction turnover for the construction works to be provided in the following format for the last 3 financial years;

Financial Information			
Financial Year			
Annual Turnover (in INR Crore)			
AVERAGE ANNUAL TURNOVER			
Note: i. Annual turnover of construction works should be certified by chartered accountant. Mandatory Supporting Documents: ii. Audited balance sheet including all related notes and income statements for the above financial years to be enclosed.			

LIST OF TECHNICAL PERSONNEL FOR THE KEY POSITIONS

Contractor will have to appoint the following key personnel during the execution and entire contract period.

S.N.	Discipline	Minimum Qualification	Required nos.
1.	Project Manager	Degree/ Diploma in Civil Engineering having minimum 7 years of relevant experience in the field of heritage conservation and restoration.	One
2.	Site Supervisor	Degree/ Diploma in Civil Engineering	One
3	Craftsman	Domain Experts with requisite ability to follow the designs and drawings to execute the work, ability to manage complex situations and to effectively coordinate the work with the concerned offices/ officers of the department	
3.	Craftsman 1	Expertise: WOODEN structures	One
4.	Craftsman 2	Expertise: STONE Structures	One
5.	Craftsman 3	Expertise: CIVIL works (Lime Concrete, lime plaster and lime kara)	One

NOTE: The above is not the total manpower requirement to execute the project.

(See clause 14 of Section 2 of ITB

LIST OF KEY EQUIPMENT/ MACHINES FOR QUALITY CONTROL LABS

LIST OF EQUIPMENTS / MACHINES FOR CONSTRUCTION WORK

S.N.	Equipment Detail	Make & Model	Whether Owned or Confirmed Lease	Nos.
1.	Traditional Chakki with heavy stone wheel			
2.	Water Storage Tank			
3.	Water Tanker			
4.	Pressure Grouting Machine			
5.	H Frame Scaffolding (Metal Cup-lock System)			
6.	Winch machine/ material lift			
7.	Pressure Water Jets			
8.	Lime mixing equipment			
9.	Spray machine for polish work on teakwood			
10.	Hand equipment for ornamental work on wood/ stone/lime plaster			
11.	Machine for sand blasting with pressure control			
12.	CNC/ wood carving machines/ land equipment for all the decorative wood work.			

FINANCIAL BID**(To be filled Online Only and not to be submitted in Hard Copy or Envelope C)****NAME OF WORK:** _____

(Name of the work as appearing in the bid for the work)

I/We do hereby BID to execution of the above work within the time specified at the rate (In figures) _____ (In words) _____ percent below / above or at par based on the Bill of Quantities and item wise rates given therein in all respects and in accordance with the specifications, designs, drawings and instructions in writing in all respects in accordance with such conditions so far as applicable.

I/We have visited the site of work and am/are fully aware of all the difficulties and conditions likely to affect carrying out the work. I/We have fully acquainted myself/ourselves about the conditions in regard to accessibility of site and quarries/ kilns, nature and the extent of ground, working conditions including stacking of materials, installation of tools and plant conditions effecting accommodation and movement of labour etc. required for the satisfactory execution of contract.

Should this bid be accepted, I/We hereby agree to abide by and fulfill all the terms and provisions of the said conditions of contract annexed hereto so far as applicable, or in default thereof to forfeit and pay to the Executive Director, Indore Smart City Development Limited, Indore or his successors in office the sums of money mentioned in the said conditions.

Note:

- i. Only one rate of percentage above or below or at par based on the Bill of Quantities and item wise rates given therein shall be quoted.*
- ii. Percentage shall be quoted in figures as well as in words. If any difference in figures and words is found lower of the two shall be taken as valid and correct rate. If the bidder is not ready to accept such valid and correct rate and declines to furnish performance security and sign the agreement his earnest money deposit shall be forfeited.*
- iii. In case the percentage "above" or "below" is not given by a bidder, his bid shall be treated as non-responsive.*
- iv. All duties, taxes, and other levies payable by the bidder shall be included in the percentage quoted by the bidder.*

Signature of Bidder
Name of Bidder

The above bid is hereby accepted by me on behalf of the Executive Director, Indore Smart City Development Limited, Indore dated the _____ day of _____ 20__

Signature of Officer by whom accepted

No. _____

Dated: _____

LETTER OF ACCEPTANCE (LOA)

M/s. _____

(Name and address of the contractor)

Subject: _____
(Name of the work as appearing in the bid for the work)

Dear Sir (s),

Your bid for the work mentioned above has been accepted on behalf of the (Name of ULB), at your bided offer as per scope of work given therein. You are requested to submit within 15 (Fifteen) days from the date of issue of this letter:

a. The performance security/ performance guarantee of Rs. _____ (in figures) Rupees _____ (in words only). The performance security shall be in the shape of term deposit receipt/ bank guarantee of any nationalized / schedule commercial bank.

b. Sign the contract agreement.

Please note that the time allowed for carrying out the work as entered in the bid is _____ months including/excluding rainy season, shall be reckoned from the date of signing the contract agreement.

Signing the contract agreement shall be reckoned as intimation to commencement of work and no separate letter for commencement of work is required. Therefore, after signing of the agreement, you are directed to contact Engineer-in-charge for taking the possession of site and necessary instructions to start the work.

Yours faithfully,

EXECUTIVE ENGINEER

PERFORMANCE SECURITY

To

_____ [Name of Employer]

_____ [Address of Employer]

WHEREAS _____ [name and Address of Contractor] (Hereinafter called "the Contractor") has undertaken, in pursuance of Letter of Acceptance No. _____ Dated _____ to execute _____ [Name of Contract and brief description of works] (herein after called "the Contract").

AND WHEREAS it has been stipulated by you in the said Contract that the contractor shall furnish you with a Bank Guarantee by a recognized bank for the sum specified therein as security for compliance with his obligation in accordance with the contract;

AND WHEREAS we have agreed to give the Contractor such a Bank Guarantee:

NOW THEREFORE we hereby affirm that we are the Guarantor and responsible to you on behalf of the Contractor, up to a total of _____ [amount of Guarantee]* _____ (in words), such sum being payable in the types and proportions of currencies in which the contract price is payable, and we undertake to pay you, upon your first written demand and without cavil or argument, any sum or sums within the limits of _____ [amount of Guarantee] as aforesaid without your needing to prove or to show grounds or reasons for your demand for the sum specified therein.

We hereby waive the necessity of your demanding the said debt from the contractor before presenting us with the demand.

We further agree that no change or addition to or other modification of the terms of the Contract of the Works to be performed there under or of any of the Contract documents which may be made between you and the Contractor shall in any way release us from any liability under this Guarantee, and we hereby waive notice of any such change, addition or modification.

This guarantee shall be valid till issue of physical completion certificate.

Signature, Name and Seal of the Guarantor _____

Name of Bank _____

Address _____

Phone No., Fax No., E-mail Address, of Signing

Authority _____

Date _____

** An amount shall be inserted by the Guarantor, representing the percentage the Contract Price specified in the Contract including additional security for unbalanced Bids, if any and denominated in Indian Rupees.*

SECTION 3
Conditions of Contract

Part – I General Conditions of Contract [GCC]

Table of Clauses of GCC

Clause No.	Particulars	Clause No.	Particulars
	A. General	21	Payments for Variations and / or Extra Quantities
1	Definitions		
2	Interpretations and Documents	22	No compensation for alterations in or restriction of work to be carried out.
3	Language and Law	23	No Interest payable
4	Communications	24	Recovery from Contractors
5	Subcontracting	25	Tax
6	Personnel	26	Check Measurements
7	Force Majeure	27	Termination by Engineer in charge
8	Contractor's Risks	28	Payment upon Termination
9	Liability For Accidents To Person	29	Performance Security
10	Contractor to Construct the Works	30	Security Deposit
11	Discoveries	31	Price Adjustment
12	Dispute Resolution System	32	Mobilization and Construction Machinery Advance
	B. Time Control	33	Secured Advance
13	Programme	34	Payment certificates
14	Extension of Time		E. Finishing the Contract
15	Compensation for Delay	35	Completion Certificate
16	Contractor's Quoted percentage	36	Final Account
	C. Quality Control		F. Other Conditions of Contract
17	Tests	37	Currencies
18	Correction of Defects noticed	38	Labour
	D. Cost Control	39	Compliance with Labour Regulations Defect Liability Period
19	Variations - Change in original	40	Audit and Technical
20	Extra Items	41	Deaths and Permanent Invalidity of Specifications, Designs, Drawings etc. Contractor
		42	Jurisdiction

A. General

1. DEFINITIONS

- 1.1 **"Bill of Quantities"** means the priced and completed Bill of Quantities forming part of the Bid.
- 1.2 **"Chief Executive Officer"** means the executive officer as defined under the relevant section of the article of association;
- 1.3 **"Completion"** means completion of the work as certified by the Engineer-in-Charge, in accordance with provisions of agreement.
- 1.4 **"Contract"** means the Contract between the Employer and the Contractor to execute, complete and/or maintain the work. Agreement is synonym of Contract and carries the same meaning wherever used.
- 1.5 **"Contract Data Sheet"** means the documents and other information which comprise of the Contract.
- 1.6 **"Contractor"** means a person or legal entity whose bid to carry out the work has been accepted by the Employer.
- 1.7 **"Contractor's bid"** means the completed bid document submitted by the Contractor to the Employer.
- 1.8 **"Contract amount"** means the amount of contract worked out on the basis of accepted bid.
- 1.9 **"Completion of work"** means completion of the entire contracted work. Exhaustion of quantity of any particular item mentioned in the bid document shall not imply completion of work or any component thereof.
- 1.10 **"Day"** means the calendar day.
- 1.11 **"Defect"** means any part of the work not completed in accordance with the specifications included in the contract.
- 1.12 **"Drawings"** means drawings including calculations and other information provided or approved by the Engineer-in-Charge.
- 1.13 **"Department"** means Indore Smart City Development Limited, Indore as the case may be.
- 1.14 **"Employer"** means the party as defined in the Contract Data, who employs the Contractor to carry out the work. The employer may delegate any or all functions to a person or body nominated by him for specified functions. The word Employer/Government/Department wherever used denote the Employer.
- 1.15 **"Engineer"** means the person named in contract data sheet.
- 1.16 **"Engineer in charge"** means the person named in the contract data.
- 1.17 **"Equipment"** means the Contractor's machinery and vehicles brought temporarily to the Site for execution of work.
- 1.18 **"Executive Director"** means the executive director of the Board as appointed under the provision of the article of association;
- 1.19 **"Government"** means Government of Madhya Pradesh.
- 1.20 **"In Writing"** means communicated in written form and delivered against receipt.
- 1.21 **"Material"** means all supplies including consumables used by the Contractor for incorporation in the work.
- 1.22 **"Stipulated date of completion"** means the date on which the Contractor is required to complete the work. The stipulated date is specified in the Contract Data.
- 1.23 **"Specification"** means the specification of the work included in the Contract and any modification or addition made or approved by the Engineer-in-Charge.
- 1.24 **"Start Date"** means the date 14 days after the signing of agreement for the work. However, the employer may extend this time limit by another 14 days, as and when required.
- 1.25 **"Sub-Contractor"** means a person or corporate body who has a Contract (duly authorized by the employer) with the Contractor to carry out a part of the construction work under the Contract.
- 1.26 **"Temporary Work"** means work designed, constructed, installed, and removed by the Contractor that are needed for construction or installation of the work.

1.27 “Tender/ Bid, Tenderer/ Bidder” are the synonyms and carry the same meaning where ever used.

1.28 “Variation” means any change in the work which is instructed or approved as variation under this contract.

1.29 “Work” the expression **"work" or "works"** where used in these conditions shall unless there be something either in the subject or context repugnant to such construction, be construed and taken to mean the work by virtue of contract, contracted to be executed, whether temporary or permanent and whether original, altered, substituted or additional.

2. INTERPRETATIONS AND DOCUMENTS

2.1 Interpretations: In the contract, except where the context requires otherwise:

- a. words indicating one gender include all genders;
- b. words indicating the singular also include the plural and vice versa.
- c. provisions including the word “agree”, “agreed” or “agreement” require the agreement to be recorded in writing;
- d. written” or “in writing” means hand-written, type-written, printed or electronically made, and resulting in a permanent record;

2.2 Documents Forming Part of Contract:

1. NIT with all amendments.
2. Instructions to Bidders
3. Conditions of Contract:
 - i. Part I General Conditions of Contract and Contract Data; with all Annexures
 - ii. Part II Special Conditions of Contract.
4. Specifications
5. Drawings
6. Bill of Quantities
7. Technical and Financial Bid
8. Agreement
9. Any other document (s), as specified.

3. Language and Law

The language of the Contract and the law governing the Contract are stated in the Contract Data.

4. Communications

All certificates, notice or instruction to be given to the Contractor by Employer/Engineer shall be sent on the address or contact details given by the Contractor in [Annexure H of ITB]. The address and contract details for communication with the Employer/Engineer shall be as per the details given in Contract Data Sheet. Communication between parties that are referred to in the conditions shall be in writing. The notice sent by facsimile (fax) or other electronic means (email) shall also be effective on confirmation of the transmission. The notice sent by registered post or speed post shall be effective on delivery or at the expiry of the normal delivery period as undertaken by the postal service. In case of any change in address for communication, the same shall be immediately notified to Engineer-in-Charge

5. Subcontracting

Subcontracting shall be permitted for contracts value more than amount specified in the Contract Data with following conditions.

- a. The Contractor may subcontract up to 25 percent of the contract price, only with and after the approval of the Employer in writing, but will not assign the Contract. Subcontracting shall not alter the Contractor's obligations.
- b. The following shall not form part of the sub-contracting:
 - i. hiring of labour through a labour contractor,
 - ii. hiring of plant & machinery
- c. The sub-contractor will have to be registered in the appropriate category in the centralized registration system for contractors of the GoMP.

6. Personnel

- 6.1 The Contractor shall employ for the construction work and routine maintenance the technical personnel as provided in the Annexure I-3 of Bid Data sheet, if applicable. If the Contractor fails to deploy required number of technical staff, recovery as specified in the Contract Data will be made from the Contractor.
- 6.2 If the Engineer asks the Contractor to remove a person who is a member of the Contractor's staff or work force, stating the reasons, the Contractor shall ensure that the person leaves the Site within three days and has no further connection with the Works in the Contract.

7. Force Majeure

- 7.1 The term "Force Majeure" means an exceptional event or circumstance:
 - a) Which is beyond a party's control,
 - b) Which such party could not reasonably have provided against before entering into the contract,
 - c) Which, having arisen, such party could not reasonably have avoided or overcome, and
 - d) Which is not substantially attributed to the other Party

Force Majeure may include, but is not limited to, exceptional events or circumstances of the kind listed below, so long as conditions (a) to (d) above are satisfied:

- (i) War, hostilities (whether war be declared or not), invasion, act of foreign enemies),
 - (ii) Rebellion, terrorism, sabotage by persons other than the contractor's Personnel, revolution, insurrection, military or usurped power, or civil war,
 - (iii) Riot, commotion, disorder, strike or lockout by persons other than the Contractor's Personnel,
 - (iv) Munitions of war, explosive materials, ionizing radiation or contamination by radio activity, except as may be attributed to the Contractor's use of such munitions, explosives, radiation or radio activity, and
 - (v) Natural catastrophes such as earthquake, hurricane, typhoon or volcanic activity,
- 7.2 In the event of either party being rendered unable by force majeure to perform any duty or discharge any responsibility arising out of the contract, the relative obligation of the party affected by such force majeure shall upon notification to the other party be suspended for the period during which force majeure event lasts. The cost and loss sustained by either party shall be borne by respective parties.
 - 7.3 For the period of extension granted to the Contractor due to Force Majeure the price adjustment clause shall apply but the penalty clause shall not apply. It is clarified that this sub clause shall not give eligibility for price adjustment to contracts which are otherwise not subject to the benefit of Price adjustment clause.
 - 7.4 The time for performance of the relative obligation suspended by the force majeure shall stand extended by the period for which such cause lasts. Should the delay caused by force majeure exceed twelve months, the parties to the contract shall be at liberty to foreclose the contract after holding mutual discussions.

8. Contractor's Risks

- 8.1 All risks of loss of or damage to physical property and of personal injury and death which arise during and in consequence of the performance of the Contract are the responsibility of the Contractor.

- 8.2 All risks and consequences arising from the inaccuracies or falseness of the documents and/or information submitted by the contractor shall be the responsibility of the Contractor alone, notwithstanding the fact that designs/drawings or other documents have been approved by the department.

9. Liability for Accidents to Person

The contractor shall be deemed to have indemnified and saved harmless the Government and/or the employer, against all action, suits, claims, demands, costs etc. arising in connection with injuries suffered by any persons employed by the contractor or his subcontractor for the works whether under the General law or under workman's compensation Act, or any other statute in force at the time of dealing with the question of the liability of employees for the injuries suffered by employees and to have taken steps properly to ensure against any claim there under.

10. Contractor to Construct the Works

- 10.1 The Contractor shall construct, install and maintain the Works in accordance with the Specifications and Drawings as specified in the Contract Data
- 10.2 In the case of any class of work for which there is no such specification as is mentioned in contract Data, such work shall be carried out in accordance with the instructions and requirement of the Engineer-in-charge.
- 10.3 The contractor shall supply and take upon himself the entire responsibility of the sufficiency of the scaffolding, timbering, Machinery, tools, implements and generally of all means used for the fulfillment of this contract whether such means may or may not approved of or recommended by the Engineer.

11. Discoveries

Anything of historical or other interest or of significant value unexpectedly discovered on the Site shall be the property of the Employer. The Contractor shall notify the Engineer of such discoveries and carry out the Engineer's instructions for dealing with them.

12. Dispute Resolution System

- 12.1 No dispute can be raised except before the Competent Authority as defined in Contract data in writing giving full description and grounds of Dispute. It is clarified that merely recording protest while accepting measurement and/or payment shall not be taken as raising a dispute.
- 12.2 No issue of dispute can be raised after 45 days of its occurrence. Any dispute raised after expiry of 45 days of its first occurrence shall not be entertained and the Employer shall not be liable for claims arising out of such disputes.
- 12.3 The Competent Authority shall decide the matter within 45 days.
- 12.4 Appeal against the order of the Competent Authority can be preferred within 30 days to the Appellate Authority as defined in the Contract data. The Appellate Authority shall decide the dispute within 45 days.
- 12.5 Appeal against the order of the Appellate Authority can be preferred before the Madhya Pradesh Arbitration Tribunal constituted under Madhya Pradesh Madhyastham Adhikaran Adhiniyam, 1983.
- 12.6 The contractor shall have to continue execution of the works with due diligence notwithstanding pendency of a dispute before any authority or forum.

B. Time Control

13. Programme

- 13.1 Within the time stated in the Contract Data, the Contractor shall submit to the Engineer for approval a Programme showing the general methods, arrangements, order, and timing for all the activities in the Works for the construction of works.
- 13.2 The program shall be supported with all the details regarding key personnel, equipment and machinery proposed to be deployed on the works for its execution. The contractor shall submit the list of equipment and machinery being brought to site, the list of key personnel being deployed, the list of

machinery/equipments being placed in field laboratory and the location of field laboratory along with the Programme

13.3 An update of the Programme shall be a Programme showing the actual progress achieved on each activity and the effect of the progress achieved on the timing of the remaining Works, including any changes to the sequence of the activities.

13.4 The Contractor shall submit to the Engineer for approval an updated Programme at intervals no longer than the period stated in the Contract Data. If the Contractor does not submit an updated Programme within this period, the Engineer may withhold the amount stated in the Contract Data from the next payment certificate and continue to withhold this amount until the next payment after the date on which the overdue Programme has been submitted.

13.5 The Engineer's approval of the Programme shall not alter the Contractor's obligations

14. Extension of Time

14.1 If the Contractor desires an extension of time for completion of the work on the ground of his having been unavoidably hindered in its execution or on any other grounds, he shall apply, in writing, to the Engineer-in-charge, on account of which he desires such extension. Engineer-in-charge shall forward the aforesaid application to the competent authority as prescribed.

14.2 The competent authority shall grant such extension at each such occasion within a period of 30 days of receipt of application from contractor and shall not wait for finality of work. Such extensions shall be granted in accordance with provisions under clause- 15 of this agreement.

14.3 In case of the work already in progress, the contractor shall proceed with the execution of the works, including maintenance thereof, pending receipt of the decision of the competent authority as aforesaid with all due diligence.

15. Compensation for delay

15.1 The time allowed for carrying out the work, as entered in the agreement, shall be strictly observed by the Contractor.

15.2 The time allowed for execution of the contract shall commence from the date of signing of the agreement. It is clarified that the need for issue of work order is dispensed with.

15.3 In the event milestones are laid down in the Contract Data for execution of the works, the contractor shall have to ensure strict adherence to the same.

15.4 Failure of the Contractor to adhere to the timelines and/or milestones shall attract such liquidated damages as is laid down in the Contract Data

15.5 In the event of delay in execution of the works as per the timelines mentioned in the contract data the Engineer-in-charge shall retain from the bills of the Contractor Amount equal to the liquidated damages leavyable until the contractor makes such delays good. However, the Engineer-in-charge shall accept bankable security in lieu of retaining such amount.

15.6 If the contractor is given extension of time after liquidated damages have been paid, the engineer in charge shall correct any over payment of liquidated damages by the Contractor in the next payment certificate.

15.7 In the event the contractor fails to make good the delay until completion of the stipulated contract period (including extension of time) the sum so retained shall be adjusted against liquidated damages levied.

16. Contractor's quoted percentage

The contractor's quoted percentage rate referred to in the "Bid for works" will be deducted/ added from/to the net amount of the bill after deducting the cost of material supplied by the department.

C. Quality Control

17. Tests

17.1 The Contractor shall be responsible for:

- a. Carrying out the tests prescribed in specifications, and
- b. For the correctness of the test results, whether preformed in his laboratory or elsewhere.

17.2 The contractor shall have to establish field laboratory within the time specified and having such equipments as are specified in the Contract Data.

17.3 Failure of the contractor to establish laboratory shall attract such penalty as is specified in the Contract Data.

17.4 Ten percent of the mandatory tests prescribed under the specifications shall be got carried out through Laboratories accredited by National Accreditation Board of Laboratories (NABL) by the Engineer-In –Charge and the cost of the such testing shall be deducted from the payments due to Contractor.

18. Correction of Defects noticed during the Defect Liability Period

18.1 The defect liability period of work in the contract shall be the Contract Data

18.2 The Contractor shall promptly rectify all defects pointed out by the Engineer well before the end of the Defect Liability Period. The Defect Liability Period shall automatically stand extended until the defect is rectified.

18.3 If the Contractor has not corrected a Defect pertaining to the Defect Liability Period to the satisfaction of the Engineer, within the time specified by the Engineer, the Engineer will assess the cost of having the Defect corrected, and the cost of correction of the Defect shall be recovered from the Performance Security or any amount due or that may become due to the contractor and other available securities.

D. Cost Control

19. Variations - Change in original Specifications, Designs, Drawings etc.

19.1 The Engineer in charge shall have power to make any alterations, omissions or additions to or substitutions for the original specifications, drawings, designs and instructions, that may appear to him to be necessary during the progress of the work and the contractor shall carry out the work in accordance with any instructions which may be given to him in writing signed by the Employer, and such alterations, omission, additions or substitutions shall not invalidate the contract and any altered, additional or substituted work, which the contractor may be directed to do in the manner above specified, as part of the work, shall be carried out by the contractor on the same conditions in all respects on which he agree to do the main work.

19.2 The time for the completion of the work shall be extended in the proportion that the altered, additional or substituted work bears to the original contract work and the certificate of the Engineer in charge shall be conclusive as to such proportion.

20. Extra items

20.1 All such items which are not in the priced BOQ shall be treated as extra items.

21. Payments for Variations and/ or Extra Quantities

21.1 The rates for the additional (Extra Quantities), altered or substituted work/ extra items under this clause shall be worked out in accordance with the following provisions in their respective order: -

- a. The contractor is bound to carry out the additional (Extra quantity), work at the same rates as are specified in the contract for the work.
- b. If the item is not in the priced BOQ and is included in the SOR of the department, the rate shall be arrived at by applying the quoted tender percentage on the SOR rate.

- c. If the rates of the altered or substituted work are not provided in applicable SOR-such rates will be derived from the rates for a similar class (type) of work as is provided in the contract (priced BOQ) for the work.
- d. If the rates are for the altered, substituted work cannot be determined in the manner specified in the sub clause (c) above-then the rates for such composite work item shall be worked out on the basis of the concerned schedule of rates minus/plus the percentage quoted by the contractor.
- e. If the rates of a particular part or parts of the item is not in the schedule of rates and the rates for the altered, or substituted work item cannot be determined in the manner specified in sub clause (b) to (d) above, the rate for such part or parts will be determined by the Competent Authority as defined in the Contract data on the basis of the rate analysis derived out of prevailing market rates when the work was done.
- f. But under no circumstances, the contractor shall suspend the work on the plea of non-acceptability of rates on items falling under sub clause (a) to (d). In case the contractor does not accept the rate approved by Engineer in charge for a particular item, the contractor shall continue to carry out the item at the rates determined by the Competent Authority. The decision on the final rates payable shall be arrived at through the dispute settlement procedure.

22. No compensation for alterations in or restriction of work to be carried out.

- 22.1 If at any time after the commencement of the work, the Government, for any reason whatsoever, not require the whole or any part of the work as specified in the bid to be carried out, the Engineer in charge shall give notice in writing of the fact to the Contractor and withdraw that whole or any part of the work.
- 22.2 The Contractor shall have no claim to any payments or compensation whatsoever, on account of any profit or advantage which he might have derived from the execution of work in full or on account of any loss incurred for idle men and machinery due to any alteration or restriction of work for whatsoever reason.
- 22.3 The Engineer in charge may supplement the work by engaging another agency to execute such portion of the work, without prejudice to his rights.

23. No Interest Payable

No interest shall be payable to the Contractor on any payment due or awarded by any authority.

24. Recovery from Contractors

Whenever any claim against the Contractor for the payment arises under the contract, the Department shall be entitled to recover such sum by:

- a) Appropriating, in part or whole of the Performance Security and additional Performance Security, if any; and/or Security deposit and/or any sums payable under the contract to the contractor.
- b) If the amount recovered in accordance with (a) above is not sufficient, the balance sum may be recovered from any payment due to the contractor under any other contractor of the department, including the securities which become due for release.
- c) The department shall, further have an additional right to effect recoveries as arrears of land revenue under the M.P. Land revenue Code.

25. Tax

- 25.1 The rates quoted by the Contractor shall be deemed to be inclusive of the sales and other levies, duties, cess, toll, taxes of Central and State Governments, local bodies and authorities. But the rates shall be excluding excise duty exemption on pipes as per Norms
- 25.2 The liability, if any, on account of quarry fees, royalties, octroi and any other taxes and duties in respect of materials actually consumed on public work, shall be borne by the Contractor. Any Changes in the taxes due to change in legislation or for any other reason shall not be payable to the contractor.

26. Check Measurements

- 26.1 The department reserves to itself the right to prescribe a scale of check measurement of work in general or specific scale for specific works or by other special orders.
- 26.2 Checking of measurement by superior officer shall supersede measurements by subordinate officer(s), and the former will become the basis of the payment.
- 26.3 Any over/excess payments detected, as a result of such check measurement or otherwise at any stage up to the date of completion of the defect liability period specified in this contract, shall be recoverable from the Contractor, as per clause 24 above.

27. Termination by Engineer in Charge

- 27.1 If the contractor fails to carry out any obligation under the Contract, the Engineer in charge may by notice require the Contractor to make good the failure and to remedy it within a specified reasonable time.
- 27.2 The Engineer in charge shall be entitled to terminate the contract if the Contractor
 - a. Abandons the works or otherwise plainly demonstrates the intention not to continue performance of his obligations under the contract;
 - b. the Contractor is declared as bankrupt or goes into liquidation other than for approved reconstruction or amalgamation;
 - c. without reasonable excuse fails to comply with the notice to correct a particular defect within a reasonable period of time;
 - d. the Contractor does not maintain a valid instrument of financial Security, as prescribed;
 - e. the Contractor has delayed the completion of the Works by such duration for which the maximum amount of liquidated damages is recoverable;
 - f. If the Contractor fails to deploy machinery and equipment or personnel or set up a field laboratory as specified in the Contract Data.
 - g. if the Contractor, in judgment of the engineer in charge has engaged in corrupt or fraudulent practices in competing for or in executing the contract;
 - h. Any other fundamental breaches as specified in the Contract Data.
- 27.3 In any of these events or circumstances, the engineer in charge may, upon giving 14 days' notice to the contractor, terminate the contract and expel the Contractor from the site. However, in the case of sub paragraph (b) or (g) of clause 27.2, the Engineer in charge may terminate the contract immediately.
- 27.4 Notwithstanding the above, the Engineer in charge may terminate the contract for convenience by giving notice to the contractor.

28. Payment upon Termination

- 28.1 If the contract is terminated under clause 27.3, the Engineer shall issue a certificate for value of the work accepted on final measurements, less advance payments and penalty as indicated in the Contract Data. The amount so arrived at shall be determined by the Engineer-in-charge and shall be final and binding on both the parties.
- 28.2 Payment on termination under clause 27.4 above, the Engineer shall issue a certificate for the value of the work done, the reasonable cost of removal of Equipment, repatriation of the contractor's personnel employed solely on the works, and the contractor's costs of protecting and securing the works and less advance payments received up to the date of the certificate, less other recoveries due in terms of the contract and less taxes due to be deducted at source as per applicable law.
- 28.3 If the total amount due to the Employer exceeds any payment due to the Contractor, the difference shall be recovered as per clause 24 above.

29. Performance Security

The Contractor shall have to submit performance security and additional performance security, if any, as specified in Bid data sheet at the time of signing of the contract. The contractor shall have to ensure that such performance security and Additional performance, if any, security remains valid for the period as specified in the Contract data.

30. Security Deposit

- 30.1 Security deposit shall be deducted from each running bill at the rate as specified in the contract data. The total amount of security deposit so deducted shall not exceed the percentage of contract price specified in the Contract data.
- 30.2 The Security may be replaced by equivalent amount of bank guarantee or fixed deposit receipt assigned to the Employer, with validity up to 3(three) months beyond the completion of defect Liability Period/ Extended Defect Liability Period.
- 30.3 The Security deposit shall be refunded on completion of defect liability period.

31. Price Adjustment

31.1 Applicability

1. Price adjustment shall be applicable only provided for in the contract data.
2. The price adjustment clause shall apply the works executed from the date of signing of the agreement until the end of the intended completion date or extensions granted for reasons
3. attributed to the Employer by Engineer The contractor shall not be entitled any benefit arising from the price adjustment clause for
4. extension in the contract period reasons attributed to the contractor. In the Force Majeure event price escalation clause shall apply.

31.2 Procedure

1. Contract price shall be adjusted for increase or decrease in rates and price of labour, materials, fuels and lubricants in accordance with following and procedures and as per formula given in the contract data.
2. The price adjustable shall be determined from the formula given in the contract data.
3. Following expression and meaning are assigned to done during each quarter:
R= Total value of work during the quarter include the amount of secured advance granted, if any, during the secured advance recovered, if any during 3 the quarter, less value of department, if any during the quarter. Weightages of various components they shall be as per the Contract Data.
- 31.3 To the extent that full compensation any rise or fall in costs to the contractor is not covered by the provisions of this or clauses in the contact, the unit rates and prices included in the contract shall be deemed amounts to cover the contingency of such other rise or fall in costs.
- 31.4 The index relevant to any quarter, for which such compensation is paid, shall be the arithmetical average of the indices relevant of the calendar month.
- 31.5 For the purpose of clarity it is pointed out that the adjustment may be either positive or negative, i.e. if the price adjustment is in favor the same shall be recovered from the sums payable to the Contractor.

32. Mobilization and Construction Machinery

- 32.1 Payment of advances shall be applicable not more than 5% against the bank guarantee against 10% interest per annum for project mobilization.
- 32.2 If applicable, the Engineer bearing advance payment to the contractor of the against provision by the contractor of an unconditional Bank in nationalized/Scheduled banks, in the name as stated in the in the advance payment. The Guarantee shall remain effective been repaid, but the amount of the guarantee shall be progressively repaid by the contractor.
- 32.3 The rate of interest shall be as per Contract data.

- 32.4 The construction machinery advance, if applicable, shall be limited to 80% of the cost of new construction machinery.
- 32.5 The advance shall be recovered as stated in the Contract data by deducting proportionate amounts from payment otherwise due to the Contractor. No account shall be taken of the advance payment or its recovery in assessing valuations of work done, variations, price adjustments, compensation events, or liquidated damages.

33. Secured Advance

- 33.1 Payment of secured advance shall be applicable if provided in Contract data.
- 33.2 If applicable, the Engineer shall make advance materials intended for but not yet incorporated in the works and against of an unconditional bank guarantee in a form and by a nationalized/scheduled name as stated in the contract data, in amounts equal to the guarantee shall remain effective until the advance payment has been of the guarantee shall be progressively reduced by the amounts adjusted contractor.
- 33.3 The amount of secured advance and conditions to be fulfilled shall be as stipulated in the Contract Data.
- 33.4 The secured advance paid shall be recovered as stated in the Contract data.

34. Payment Certificates

The payment to the contractor will be as follows for construction work:

- a. The contractor shall submit to the engineer monthly statement of the value of the work executed less the cumulative amount certified previously, supported with detailed measurement of the items of work executed.
- b. The engineer shall check the Contractor's monthly statement and certify the amount to be paid to the contractor.
- c. The value of work executed shall be determined, based on the measurements approved by the Engineer/Engineer in charge.
- d. The value of work executed shall comprise the value of the quantities of the items in the Bill of quantities completed.
- e. The value of work executed shall also include the valuation of variations and compensation events.
- f. All payments shall be adjusted for deductions for advance payment, security deposit, other recoveries in terms of contract and taxes at source as applicable under the law.
- g. The Engineer may exclude any item certified in a previous certificate or reduce the proportion of any item previously certified in any certificate in the light of later information.
- h. Payment of intermediate certificate shall be regarded as payments by way of advance against the final payment and not as payments for work actually done and completed.
- i. Intermediate payment shall not preclude the requiring of bad, unsound and imperfect or unskilled work to be removed and taken away and reconstructed or be considered as an admission of the due performance of the contractor any part thereof, in any respect or the occurring of any claim.
- j. The payment of final bill shall be governed by the provisions of clause 36 of GCC.

E. Finishing the Contract

35. Completion Certificate

- 35.1 A completion certificate in the prescribed format in Contract data shall be issued by the Engineer in charge after physical completion of the work.
- 35.2 After final payment to the contractor, a final completion certificate in the prescribed format in the contract data shall be issued by the Engineer in charge.

36. Final Account

- 36.1 The Contractor shall supply the Engineer with a detailed account of the total amount that the Contractor considers payable for works under the Contract within 21 days of issue of certificate of physical completion of works. The Engineer shall issue a Defects Liability Certificate and certify any payment that is due to the Contractor within 45 days of receiving the Contractor's account if it is correct and complete. If the account is not correct or complete, the Engineer shall issue within 45 days a schedule that states the scope of the corrections or additions that are necessary. If the Account is still unsatisfactory after it has been resubmitted, the matter shall be referred to the competent authority as defined in the Contract data, who shall decide on the amount payable to the contractor after hearing the Contractor and the Engineer in Charge.
- 36.2 In case the account is not received within 21 days of issue of Certificate of Completion as provided in clause 32.1 above, the Engineer shall proceed to finalize the account and issue a payment certificate within 28 days. G. Other Conditions of Contract

F. Other Conditions of Contract

37. Currencies

All payments will be made in Indian Rupees.

38. Labour

- 38.1 The Contractor shall, unless otherwise provided in the Contract, make his own arrangements for the engagement of all staff and labour, local or other, and for their payment, housing, feeding and transport.
- 38.2 The Contractor shall, if required by the Engineer, deliver to the Engineer a return in detail, in such form and at such intervals as the Engineer may prescribe, showing the staff and the numbers of the several classes of labour from time to time employed by the Contractor on the Site and such other information as the Engineer may require.

39. COMPLIANCE WITH LABOUR REGULATIONS

- 39.1 During continuance of the Contract, the Contractor and his sub-Contractors shall abide at all times by all existing labour enactments and rules made there under, regulations, notifications and bye laws of the State or Central Government or local authority and any other labour law (including rules), regulations, bye laws that may be passed or notification that may be issued under any labour law in future either by the State or the Central Government or the local authority. Salient features of some of the major labour laws that are applicable to construction industry are given in the Contract data. The Contractor shall keep the Employer indemnified in case any action is taken against the Employer by the competent authority on account of contravention of any of the provisions of any Act or rules made there under, regulations or notifications including amendments. If the Employer is caused to pay or reimburse, such amounts as may be necessary to cause or observe, or for non-observance of the provisions stipulated in the notifications/byelaws/Acts/Rules/ regulations including amendments, if any, on the part of the Contractor, the Engineer/Employer shall have the right to deduct any money due to the Contractor including his amount of performance security. The Employer/Engineer shall also have right to recover from the Contractor any sum required or estimated to be required for making good the loss or damage suffered by the Employer. The employees of the Contractor and the Sub-Contractor in no case shall be treated as the employees of the Employer at any point of time.

40. Audit and Technical examination

Government shall have the right to cause an audit and technical examination of the works and the final bill of the contract including all supporting vouchers, abstract etc. To be made after payment of the final bill and if as a result of such audit and technical examination nay sum is found to have been overpaid in respect of any work done by the contractor under the contract or nay work claimed by him to have been done under the contract and found not to, have been executed, the contractor shall be liable to refund the amount of overpayment and it shall be lawful for government to recover the same from him in the manner prescribed in clause 24 above and if it is found that the contractor was paid less than what was due to him, under the

contract in respect of any work executed by him under it, the amount of such under payment shall be duly paid by government to the Contractor.

41. Death or permanent invalidity of contractor

During continuance of the contract, the contractor and his sub- contractors shall abide at all times by all existing labour enactments and rules made there under, regulations, notifications, and bye laws of the state or central government or local authority and any other labour law (including rules), regulations, bye laws that may be passed or notification that may be issued under any labour law in future either by the state or the major labour laws that are applicable to construction industry are given in the contract data. The contractor shall keep the employer indemnified in case any action is taken against the employer by the competent authority on account of contravention of any of the provisions of any Act or rules made their under, regulations or notifications including amendments. If the Employer is caused to pay or reimburse, such amounts as may be necessary to cause or observe, or for non-observance of the provisions stipulated in the notifications/bye laws/Acts/Rules regulations including amendments, if any, on the part of the contractor, the engineer/employer shall have the right to deduct from any money due to the contractor including his amount of performance of security. The employer/engineer shall also have right to recover from the contractor any sum required or estimated to be required for making good the loss or damage suffered by the employer. The employees of the contractor and the sub-contractor in no case shall be treated as the employees of the employer at any point of time.

42. Jurisdiction

This contract has been entered into the State of Madhya Pradesh and its validity, construction, interpretation and legal effect shall be subjected to the exclusive jurisdiction of the courts in Indore or of the courts at the place where this agreement is entered into. No other jurisdiction shall be applicable.

[End of GCC]

CONTRACT DATA SHEET

Clause Reference	Particulars	Data
1.14	Employer	Indore Smart City Development Limited, Indore
1.15	Engineer	Engineer as notified by employer
1.16	Engineer In Charge	Executive Engineer of ISCDL
1.22	Stipulated period of completion	18 Months (including rainy season)
3	Language & Law of Contract	English and Indian Contract Act 1872
4	Address & contact details of the Contractor	As per "Annexure H"
	Address & contact details of the Employer/Engineer-phone, Fax, e-mail.	-
5	Subcontracting permitted for contract value	Not permitted
6	Technical Personnel to be provided by the contractor	As per 'Annexure-I' (Format I-3)
	Penalty, if required Technical personal not available.	At the monthly rate of Rs. 40,000/- for Project Manager, Rs 25,000/- for site supervisors, Rs 20,000/- for each craftsman, computed on per day basis.
10	Specifications	As per "Annexure E"
	Drawings	As per "Annexure N"
12	Competent authority for deciding dispute under Dispute resolution system	Chief Executive Office, ISCDL, Indore
	Appellate Authority for deciding dispute under Dispute resolution system	Executive Director, ISCDL, Indore
13	Period of submission of updated construction program	-
14	Competent authority for granting time permission	Executive Director, ISCDL, Indore
15	Milestones laid down for the contract	Yes
	If yes, details of milestone	As per "Annexure O"
	Liquidated damages	As per "Annexure P"
17	List of equipment for lab	-
	Time to establish	-
	Penalty for not establishing lab	After issuing of completion certificate by engineer in charge
18	Defects Liability Period for Civil Work	12 months after physical completion of the work
21	Competent authority for determining the rate	Executive Director, ISCDL, Indore
27	Any other condition for breach of contract	-
28	Penalty	Penalty shall be recovered from a. Security deposit as per clause 30 of General Conditions of Contract; and b. Liquidated damages imposed as per clause 15 from performance security (Guarantee) including additional

Clause Reference	Particulars	Data
		Performance Security (Guarantee), if any, as per clause 29 of General Conditions of Contract, whichever is higher.
29	Performance guarantee (Security) shall be valid up to	Till completion of physical period as per Clause 35.1.
30	Security deposit to be deducted from each running bill	At the rate of 5%
	Maximum limit of deduction of Security Deposit	5% of final contract amount
31	Price adjustment formula and procedure to calculate	Not Applicable
31.1 (1)	Price adjustment shall be applicable	Not Applicable
32	32.1 Mobilization and Construction Machinery Advance applicable	Maximum 5% mobilization advance to be paid against Bank Guarantee as well as 10% interest per annum.
	32.2 If yes, unconditional Bank Guarantee	As per Annexure S
	32.3 If Yes Rate of Interest	10% per annum
	32.4 If Yes, Type and Amount that can be paid	-
	32.5 If Yes, Recovery of Payment	-
33	33.1 Secured Advance Payable	No Secured Advance Payable.
	33.2 If Yes, Amount of Secured Advance	-
	33.3 If Yes, Conditions for Secured Advance	-
	33.4 If Yes, Recovery of Secured Advance	-
35	Completion Certificate – after physical completion of work	As per Annexure U
	Final Completion Certificate – after final payment on completion of the work.	As per Annexure V
39	Salient features of some of the major labour laws that are applicable	As per Annexure W
40	Insentive	Rs. 10.00 lakh / month

DRAWING

S. No.	Drawing Description
1.	Site Location Plan
2.	Block Details
3.	Proposed 3D View
4.	Proposal Plan of Block A of Gopal Mandir Complex
5.	Block A – Main Temple
6.	Block B – Proposal Plan

GMTC-01-SITE PLAN

GMTC-02-EXISTING PLAN GROUND FLOOR BLOCK A

GMTC-03-EXISTING PLAN FIRST FLOOR BLOCK A

GMTC-04-EXISTING PLAN SECOND FLOOR BLOCK A

GMTC-05-EXISTING ROOF PLAN BLOCK A

GMTC-06-EXISTING PLAN GROUND FLOOR BLOCK A WITH PICTURES

GMTC-07-EXISTING PLAN FIRST FLOOR BLOCK A WITH PICTURES

GMTC-08-EXISTING PLAN SECOND FLOOR BLOCK A WITH PICTURES

GMTC-09-EXTERIOR ELEVATIONS

GMTC-10-EXTERIOR ELEVATIONS (North & South) WITH PICTURES

GMTC-11-EXTERIOR ELEVATIONS (East & West) WITH PICTURES

GMTC-12 INTERIOR ELEVATIONS BLOCK A

GMTC-13 INTERIOR ELEVATIONS BLOCK A WITH PICTURES

GMTC-14-SECTIONS OF BLOCK A (A, B, C)

GMTC-15-SECTIONS OF BLOCK A (D, E, F)

GMTC-16-EXISTING GROUND FLOOR CEILING PLAN BLOCK A

GMTC-17-EXISTING FIRST FLOOR CEILING PLAN BLOCK A
GMTC-18-EXISTING SECOND FLOOR CEILING PLAN BLOCK A
GMTC-19-GROUND FLOOR PROPING PLAN BLOCK A
GMTC-20-FIRST FLOOR PROPING PLAN BLOCK A
GMTC-21-SECOND FLOOR PROPING PLAN BLOCK A
GMTC-22-TEMPLE PLAN WITH FLOORING AND IMAGES
GMTC-23-TEMPLE ELEVATION
GMTC-24-MAIN TEMPLE BOTH SECTIONS
GMTC-25-TEMPLE PLAN
GMTC-26-MAIN TEMPLE CEILING PLAN
GMTC-27 GROUND FLOOR EXISTING PLAN B BLOCK
GMTC-28 FIRST FLOOR EXISTING PLAN B BLOCK
GMTC-29 SECOND FLOOR EXISTING PLAN B BLOCK
GMTC-30 GROUND FLOOR EXISTING PLAN WITH PICTURES B BLOCK
GMTC-31 FIRST FLOOR EXISTING PLAN WITH PICTURES B BLOCK
GMTC-32 SECOND FLOOR EXISTING PLAN WITH PICTURES B BLOCK
GMTC-33 EXISTING ROOF PLAN BLOCK B
GMTC-34 GROUND FLOOR CEILING PLAN BLOCK-B
GMTC-35 FIRST FLOOR CEILING PLAN BLOCK-B
GMTC-36 SECOND FLOOR CEILING PLAN BLOCK-B
GMTC-37 GROUND FLOOR PROPPING PLAN BLOCK-B
GMTC-38 FIRST FLOOR PROPPING PLAN BLOCK-B
GMTC-39 SECOND FLOOR PROPPING PLAN BLOCK-B
GMTC-40 GROUND FLOOR PROPOSAL PLAN
GMTC-41 FIRST FLOOR PROPOSAL PLAN
GMTC-42 SECOND FLOOR PROPOSAL PLAN

Drawing No. 1: Site Location Plan



PHASE 1 – HERITAGE CONSERVATION

BLOCK A

- MAIN TEMPLE and outer periphery

BLOCK B

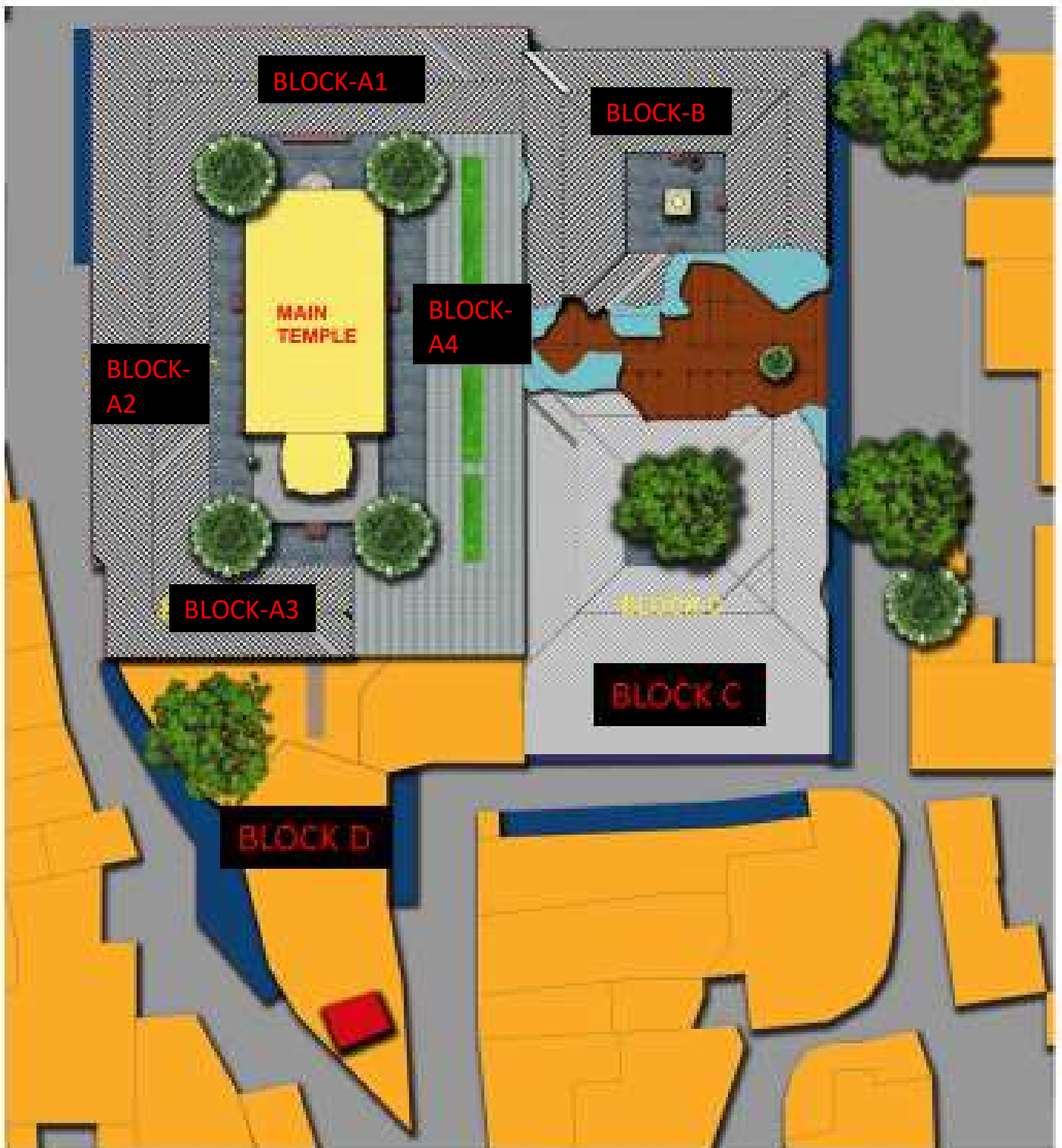
- Debris Clearance and Propping.
- Complete Restoration of G+ 2 structures.
- Complete Debris clearance of Block C and stacking of Total wood at site.

PHASE 2 – NEW CIVIL CONSTRUCTION

BLOCK C

- Construction of Open Air Auditorium
- Construction of shopping Arcade for Rehabilitation

Drawing No. 2 : Block Details



Drawing No. 3: Exterior Elevation of Gopal Mandir Complex

EXTERIOR ELEVATION OF GOPAL MANDIR COMPLEX



CONSERVATION AND RESTORATION OF GOPAL MANDIR TEMPLE COMPLEX

Drawing No. 4: External 3D Elevation – Front

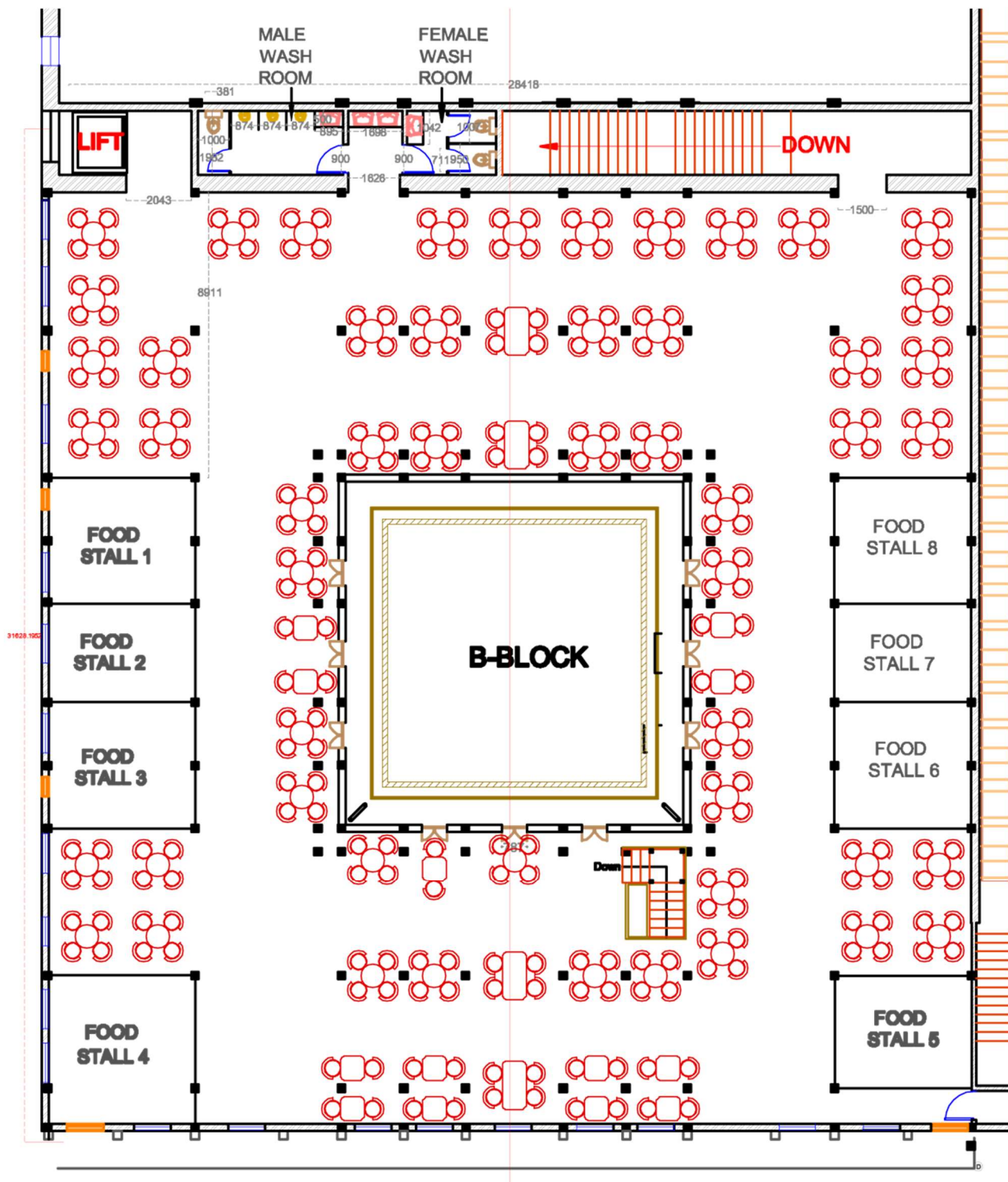


Block A – Main Temple

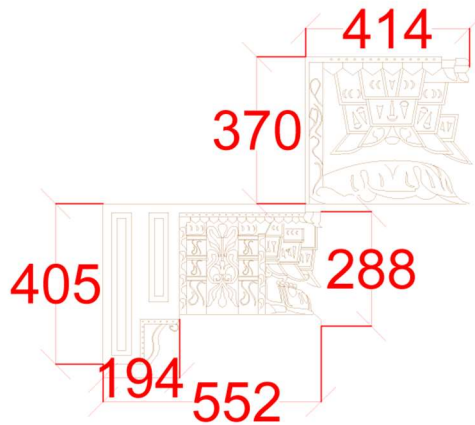

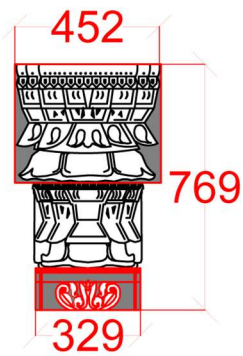
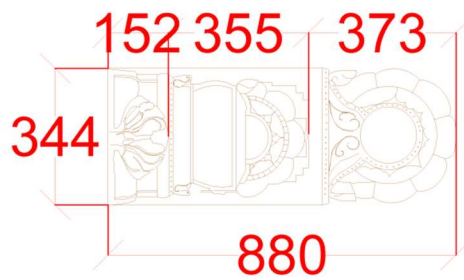


CONSERVATION AND RESTORATION OF
GOPAL MANDIR TEMPLE COMPLEX

Block B – Proposal of Food Court on Second Floor



Mode of measurement of ornamental wood work:



DETAILS OF MILESTONE

1. Within **1.5 Months'** time
 - Complete waterproofing and restoration of main temple
2. Within **3 Months'** time- the financial progress should be **5%**
 - Removal of debris and cleaning of entire basement making it accessible for further interventions
 - Propping of all blocks
3. Within **6 Months'** time- the financial progress should be **15%**
 - Temporary roofing arrangements for rain water protection
 - Scaffolding all around inside and outside and **complete dismantling works.**
 - Basic civil work of the proposed toilet block and electrical room on the south side of main temple.
 - Complete structural strengthening of the wooden frame structure of all blocks of the complex
 - Removal of kota stone and lime Coba from all the floors of all blocks
4. Within **9 Months'** time – the financial Progress should be **30%.**
 - Casting of all floors and slabs with the method stated in the BOQ along with electrical conduiting
 - Repairing and fitting the existing roof shade along with new frames
 - Removal and repair of the entire brick walls along with lime plaster.
 - Complete M.S frame structure of proposed block part A3 and A4 along with wooden and stone cladding on the M.S frame structure (on columns, brackets, beams, ceiling etc)
 - Completion of the toilet block and making it good for usage.
 - Fixing of wooden cladding below the GI sheet making the truss visible on 2nd floor of Block B
5. Within **12 Months'** time - the financial Progress should be **50%**
 - Completion of all the balance left over ornamental woodwork repair.
 - Removal of total propping from the entire block in strict supervision.
 - Applying lime Kara on the entire walls.
 - Completion of Kota stone flooring in adhesive on the top of the proposed new floor slab.
 - Immediately masking of the entire floor with floor protector sheets as per specifications in B.O.Q.
 - Fixing of sloping roof tiles above GI shade.
 - Complete provision of electrical wiring.
 - Start of coatings on wooden columns, brackets, beams, ceiling, doors, windows etc.

6. Within **15 Months'** time- the financial Progress should be **70%**
 - Completion of total coatings on wooden columns, brackets, beams, ceiling, doors, windows etc under the strict supervision and guidance of company's technical people.
 - Repairing / replacement of glass/mirror work wherever necessary.
 - Procurement of total electrical fixtures including track lights, down lighters, fans, decorative chandeliers etc.

7. Within **18 Months'** time- the financial Progress should be **100%**.
 - Testing and installing all electrical fixtures
 - Removal of floor protector sheets and filling the grouts in between the floor tiles as per B.O.Q.
 - Cleaning the entire temple complex and giving the final finishing touch for inauguration.
 - Entire temple complex decorated with fresh flowers and candles / diyas / rangoli i.e. the traditional method used for memorable inauguration.

Note: Financial Progress means the current total amount approved (Certified Invoice or Certified Bill Amount) exceeds the %age milestone completion as given above at that point of time irrespective of payment of the Invoice/ Bill is actually made to the contractor.

COMPENSATION FOR DELAY

If the contractor fails to achieve the milestones, and the delay in execution of work is attributable to the contractor, the Employer shall retain an amount from the sums payable and due to the contractor as per following scale –

- i. Slippage up to 25% in financial target during the milestone under consideration – 2.5% of the work remained unexecuted in the related time span.
- ii. Slippage exceeding 25% but up to 50% in financial target during the milestone under consideration – 5% of the work remained unexecuted in the related time span.
- iii. Slippage exceeding 50% but up to 75% in financial target during the milestone under construction – 7.5% of the work remained unexecuted in the related time span.
- iv. Slippage exceeding 75% in financial target during the milestone under consideration – 10% of the work remained unexecuted in the related time span.

Note: For arriving at the dates of completion of time span related to different milestones, delays which are not attributable to the Contractor shall be considered. The slippage on any milestone is if made good in subsequent milestones or at the time of stipulated period of completion, the amount retained as above shall be refunded. In case the work is not completed within the stipulated period of completion along with all such extensions which are granted to the Contractor for either Employer's default or Force Majeure, the compensation shall be levied on the contractor at the rate of 0.05% per day of delay limited to maximum of 10% of contract price.

The decision of Chief Executive Officer shall be final and binding upon both the parties.

LIST OF EQUIPMENT FOR QUALITY CONTROL LAB

Price Adjustment

.....NA.....

Bank Guarantee Form for Mobilization and Construction Machinery Advance

To,
_____ [Name of Employer]
_____ [Address of Employer]
_____ [Name of Contractor]

In accordance with the provisions of the General Conditions of Contract, clause 31 ("Mobilization and Construction Machinery Advance") of the above-mentioned Contract

_____ [Name and address of Contractor] (hereinafter called "the Contractor") shall deposit with _____ [name of Employer] a bank guarantee to guarantee his proper and faithful performance under the said Clause of the Contract in an amount of _____ [amount of Guarantee] _____ [in words].

We, the _____ [bank of financial institution], as instructed by the Contractor, agree unconditionally and irrevocably to guarantee as primary obligator and not as surety merely, the pavement to _____ [Name of Employer] on his first demand without whatsoever right of obligation on our part and without his first claim to the Contractor,' in the amount not exceeding _____ [amount of guarantee] _____ [in words].

We further agree that no change or addition to or other modification of the terms of the Contractor or Works to be performed there under or of any of the Contract documents which may be made between _____ [name of Employer] and the Contractor, shall in any way release us from any liability under this guarantee, and we hereby waive notice of any such change, addition or modification.

This guarantee shall remain valid and in full effect from the date of the advance payment under the Contract until _____ [name of Employer] receives full repayment of the same amount from the Contractor.

Yours truly,

Signature and Seal: -

Name of Bank/Financial Institution: -

Address: -

Date: -

An amount shall be inserted by the Bank or Financial Institution representing the amount of the Advance Payment, and denominated in Indian Rupees.

Bank Guarantee Form for Secured Advance

.....NA.....

Physical Completion Certificate

Name of Work:

Agreement No. _____ Date _____

Amount of Contract Rs _____

Name of Agency: _____

Used MB No.: _____

Last measurement recorded

a. Page No. & MB No.: _____

b. Date: _____

Certified that the above-mentioned work was physically completed on..... (Date) and taken over on..... (Date) and that I have satisfied myself to best of my ability that the work has been done properly.

Date of issue

Engineer

Final Completion Certificate

Name of Work:

Agreement No. _____ Date: _____

Name of Agency: _____

Used MB No. _____

Last Measurement recorded

a. Page No. & MB No. _____

b. Date _____

Certified that the above-mentioned work was physically completed

on _____ (date) and taken over on _____ (date).

Agreement amount Rs. _____

Final amount paid to contractor Rs. _____

Incumbency of officers for the work

I have satisfied myself to best of my ability that the work has been done properly.

Date of Issue: _____

Engineer in Charge _____

Indore Smart City Development Limited, Indore

Salient Features of Some Major Labour Laws Applicable

- (a) Workmen Compensation Act 1923: - The Act provides for compensation in case of injury by accident arising out of and during the course of employment.
- (b) Payment of Gratuity Act 1972: - Gratuity is payable to an employee under the Act on satisfaction of certain conditions on separation if an employee has completed the prescribed minimum years (say, five years) of service or more or on death the rate of prescribed minimum days' (say, 15 days) wages for every completed year of service. The Act is applicable to all establishments employing the prescribed minimum number (say, 10) or more employees.
- (c) Employees P.F. and Miscellaneous Provision Act 1952: The Act Provides for monthly contributions by the Employer plus workers at the rate prescribed (say, 10% or 8.33%). The benefits payable under the Act are:
 - i. Pension or family pension on retirement or death as the case may be. '
 - ii. Deposit linked insurance on the death in harness of the worker.
 - iii. Payment of P.F. accumulation on retirement/death etc.
- (d) Maternity Benefit Act 1951: - The Act provides for leave and some other benefits to women employees in case of confinement or miscarriage etc.
- (e) Contract Labour (Regulation & Abolition) Act 1970: - The Act provides for certain welfare measures to be provided by the Contractor to contract labour and in case the Contractor fails to provide, the same are required to be provided, by the Principal Employer by Law. The principal Employer is required to take Certificate of Registration and the Contractor is, required to take license from the designated Officer. The Act is applicable to the establishments or Contractor of Principal Employer if they employ prescribed minimum (say 20) or more contract labour.
- (f) Minimum Wages Act 1948: - The Employer is to pay not less than the Minimum Wages fixed by appropriate Government as per provisions of the Act if the employment is a scheduled employment. Construction of buildings, roads, runways is scheduled employment.
- (g) Payment of Wages Act 1936: - It lays down as to by what date the wages are to be paid, when it will be paid and what deductions can be made from the wages of the workers.
- (h) Equal Remuneration Act 1979: - The Act provides for payment of equal wages for work of equal nature to male and female workers and for not making discrimination against female employees in the matters of transfers, training and promotions etc.
- (i) Payment of Bonus Act 1965: - The Act is applicable to all establishments employing prescribed minimum (say, 20) or more workmen. The Act provides for payments of annual bonus 'within the prescribed range of percentage of wages to employees drawing up to the prescribed amount of wages, calculated in the prescribed manner. The Act does not apply to certain establishments. The newly set-up establishments are exempted for five years in certain circumstances. States may have different number of employment size.

- (j) Industrial Disputes Act 1947: - The Act lays down the machinery and procedure for resolution of industrial disputes, in what situations a strike or lock-out becomes illegal and what are the requirements for laying off or retrenching the employees or closing down the establishment.
- (k) Industrial Employment (Standing Orders) Act 1946: - It is applicable to all establishments employing prescribed minimum (say, 100, or 50). The Act provides for laying down rules governing the conditions of employment by the Employer on matters provided in the Act and gets these certified by the designated Authority.
- (l) Trade Unions Act 1926: - The Act lays down the procedure for registration of trade unions of workmen and Employers. The Trade Unions registered under the Act have been given certain immunities from civil and criminal liabilities.
- (m) Child Labour (Prohibition & Regulation) Act 1986: - The Act prohibits employment of children below 14 years of age in certain occupations and processes and provides for regulations o employment of children in all other occupations and processes. Employment of child labour is prohibited in building and construction industry.
- (n) Inter -State Migrant Workmen's (Regulation of Employment & Conditions of Service) Act 1979: - The Act is applicable to an establishment which employs prescribed minimum (say, five) or more inter-state migrant workmen through an intermediary (who has recruited workmen in one state for employment in the establishment situated in another state). The inter- State migrant workmen, in an establishment to which this Act becomes applicable, are required to be provided certain facilities such as Housing, Medical-Aid, Travelling expenses from home up to the establishment and back etc.
- (o) The Building and Other Construction workers (Regulation of Employment and Conditions of Service) Act 1996 and the Cess Act of 1996: - All the establishments who carry on any building or other construction work and employs the prescribed minimum (say, 10) or more workers are covered under this Act. All such establishments are required to pay cess at the rate not exceeding 2% of the cost of construction as. may be modified by the Government., The Employer of the establishment- is required to provide safety measures at the building or construction work and other welfare measures, such as canteens, first-aid facilities, ambulance, housing accommodations for workers near the-work place etc. The Employer to whom the Act applies has to obtain a registration certificate from the Registering Officer appointed by the Government.
- (p) Factories Act 1948: - The Act lays down the procedure for approval of plans before setting up a factory, health and safety provisions, welfare provisions, working hours, annual earned leave and rendering information regarding accidents or dangerous occurrences to designated authorities. it is applicable to premises employing the prescribed minimum (say, 10) persons or more with aid of power or another prescribed minimum (say, 20) or more persons without the aid of power engaged in manufacturing process.

Section 3

Conditions of Contract

Special Conditions of Contract [SCC] Part II

The contractor shall take care of the following;

1. Please refer the attached drawings to understand the scheme.
2. All salvage wood items to be stacked at site in a proper manner with numbering, all other non-useable debris to be carted away as approved by consultants. No wood is to be taken out of the site without permission.
3. The Contractor shall visit the site; inspect all the items and their locations included in the Tender at his risk and cost with due care of safety and provisions, before quoting for the Tender.
4. The Contractor has to take utmost care while removing any of the elements of the building in consultation/ supervision of his structural engineer, define his sequence of removal, give all sorts of temporary supporting using suitable members of steel, wood, etc, and ensure that each and every element of the building is removed safely.
5. The Contractor shall visit the site and ensure for the routes of removing debris, ways of access of machinery, tools, tackles, and vehicles, and ensure for the space to heap the material to be disposed.
6. The Contractor shall ensure the timings of works according to the permission of the Police Authorities, Government departments/Temple authorities.
7. The Contractor shall be solely responsible for taking permission of the concerned Authorities to dispose of the non-usable materials of all kind and shall pay for any fees for the same.
8. The Contractor shall ensure the working cost of all the removals for their leads and lifts as may be necessary for entire completion of the job of dismantling.
9. The rates of the item quoted shall include all sorts of scaffolding for all works mentioned in the BOQ and temporary supporting unless and otherwise shown in the scheme of supporting drawings.
10. The Contractor shall remove and dismantle any element after supporting them and adjacent elements properly by providing temporary slings, supports as may be necessary for safe removal without causing impact on floor below, or on any other members, beam across, then dislodging the member from its socket / bearings inclusive of carefully releasing from pockets in brick masonry, concrete or stone walls, lowering the removed member down using pulley numbering with proper identification and carting, stacking for re-use as directed.
11. Waterproofing of main temple terrace and chajja's after removal of existing PVC rain water pipes is to be taken on most priority basis immediately after the finalization of contract along with repair of the stone parapet and its rain water outlets as per original.
12. Careful removal of existing electrical fixtures, wires, cables, and all other fittings to be stacked and stored properly.
13. Careful removal of paint from existing roof arches beams, columns, and door and walls to be taken parallel and surface preparation to be done for the protection of the stone along with further coatings for protection against extreme weather conditions and dust.
14. All the M.S hooks and clamps on ceiling, parapet, beams, etc. to be painted with anti-rust coating after cleaning and then finally to be finished with 2 or more coats of epoxy primer and paint.
15. Total stone consolidation and stone joint filling to be done as per standard / approved procedure.
16. Careful removal and stacking of stone flooring around the existing trees at all corners of main temple periphery as per marking on the drawing.
17. Stone marking on the side and bottom of the stone shall match with placement of its direction for refixing.

18. All the tree branches touching or harming the main temple periphery, plinth and chajja's need to be chiseled/ chopped and its roots to be disconnected/removed from the main trunk and buried as per the instructions by engineer-in-charge.
19. Careful removal and hand over of MS jali/cage outside the stone brackets below the junction of chajja and slab at ceiling height of main temple.
20. Careful removal of golden enamel paint from the main door of garbhagraha and relaying the inlay work of ivory in its molding with matching colored solid PVC and finishing with water base exterior polyurethane coating as per specification in the tender document.
21. Careful cleaning of the inner walls and floor of the garbhagraha with strong protection of the idols of the temple.
22. Careful removal and stacking of all the picture frames on the stone columns.
23. Careful removal of the existing white marble above the north side steps for exposing the original stone.
24. Careful removal of the existing water tank on the North-West corner of the main temple periphery and removing its debris from site.
25. Careful cleaning of the water drain all around the periphery in stone and connecting it to original drain as per existing.
26. Contractor is open to work day and night with the special permission from competent authority.

The Contractor shall:

- (a) Comply with all applicable safety regulations,
- (b) Take care for the safety of all persons entitled to be on the Site,
- (c) Use reasonable efforts to keep the Site and Works clear of unnecessary obstruction so as to avoid danger to the persons.
- (d) Provide fencing, lighting, guarding and watching of the Works until completion and taking over and
- (e) Provide any Temporary Works (including roadways, footways, guards and fences) which may be necessary, because of the execution of the Works, for the use and protection of the workers and visitors.
- (f) Take care of the temple activities and prayer timings and coordinate with the temple trust for their working hours.
- (g) During the time of festivals, the working hours should be pre-decided with the authority of temple.

Section 4

Bill of Quantities

Gopal Mandir (A, B Block & Mandir) - Phase-1					
S.No	SOR/Non SOR	Description of Items	Unit	Qty.	Rate, Rs
DISMANTLING & DEMOLISHING					
1	Non SOR	Dismantling of Wood/ ply/brick/Flooring/ etc. and any kind of panel/ Partitions and Removal of debris (by manual means) and cleaning of space including stacking of serviceable material and disposal of unserviceable material any lead / lift as per direction of Engineer-in-Charge. Block-A (GF+FF & 2nd floor)	LS	1	350000
2	Non SOR	Removal of debris (by manual means) and cleaning of space including stacking of serviceable material and disposal of unserviceable material any lead / lift as per direction of Engineer-in-Charge. Block-B (Basement +Ground+2 Floors)	LS	1	800000
3	Non SOR	Dismantling (by manual means) Existing structure and cleaning of space including stacking of serviceable material and disposal of unserviceable material any lead / lift as per direction of Engineer-in-Charge. Block- B (Basement +Ground+2 Floors)	LS	1	2700000
4	INTACH SOR 15.7	Demolishing brick work manually means including stacking of serviceable material and disposal of unserviceable material within any lead as per direction of Engineer-in-Charge-In CM.	Cu M	75	754.1
5	Non SOR	Demolishing stone rubble/ ashlar and Granite/marble/ masonry by manually means in any type of mortar including stacking of serviceable material and disposal of unserviceable material any lead as per direction of Engineer-in- Charge:	Cu M	25	900
6	INTACH SOR 2.5	Manually removal of vegetation (major trees, climbing plants, creepers) from walls, columns, arches, floor etc. in a skilled and careful manner, using appropriate tools and means and without causing any damage to the adjoining parts, including carrying and stacking the dismantled materials including lift/lower up to 11mtrs and lead up to 50 mtrs as directed by the engineer or architect in charge. The exposed surfaces will be coated with a paste made from ammonium sulphamate crystals or with "Tree killer" available in market. In this condition the root system may be left to absorb and die. Large sections of dead wood must not be left within the core. As they decay they will remove support and create voids and weaknesses in the wall. Pull off a well-established mat of vegetation must be resisted. Tamping, grouting, pointing and resetting of brick / stones especially on wall top, must all be anticipated as remedial work.	SqM	100	1,079.15
7	UADD SOR 2.31	Clearing jungle including uprooting of rank vegetation, grass, brush wood, trees and saplings of girth up to 30 cm measured at a height of 1 m above ground level and removal of rubbish up to a distance of 50 m outside the periphery of the area cleared.	SqM	300	3.41

8	INTACH SOR 2.1	Removing of old sulphated lime wash/white or colour wash in multiple applications without causing damage to the below stone/brick/plastered surface. Scrubbing (not by scraping which leaves surfaces scarred and scratched) with bristle brushes and hot water (Care to be taken if the surface is weak one it will break down). Hot water should be used if the lime wash has an oil or tallow binder. Gentle cleaning with air abrasive tools can be used if the wall surface is not very week. The final clean will almost invariably have to be carried out by hand scrubbing and rinsed with clean water on completion. The work should be done under supervision of a trained conservator.	SqM	3486	466.68
9	INTACH SOR 2.2	Removal of rust, existing coatings, mill scale, dirt, oil, grease, and other contaminants from steel sections/stone surface using Micro sand with the help of pressure pump.	SqM	50	309.93
10	INTACH SOR 12.2	Careful removal of existing deteriorated/ damaged/ weathered lime plaster without damaging the surface below it. Caution: Workers have to wear helmet, safety belt and safety gloves Methodology: i. Erect scaffolding enabling the safe platform to work ii. Use precise tools like scalpe etc., to remove the plaster iii. Take precaution such that surface below the plaster is not damaged.	SqM	4574.6	90.73
11	Non SOR	Removal of existing MS jali/angle covering the Kangoora from temple ceiling portion as per the direction of engineer in charge.	Kg	350	2
12	Non SOR	Removal of existing PVC rain water pipe from the temple carefully and making hole in original/previous size/ position as per the direction of engineer in charge.	Nos	35	350
13	Non SOR	Removal of existing MS rain water pipe from the A and B block carefully and making hole in original/previous size/ position as per the direction of engineer in charge.	M	75	25
14	UADD SOR 2.33.4	Felling trees of the girth (measured at a height of 1 m above ground level) including cutting of trunks and branches removing the roots and stacking of serviceable material and disposal of unserviceable material.	Eac h	4	4311
15	Non SOR	Transplanting of existing Trees as per direction of Engineer-in-Charge	Nos	8	15000
WATERPROOFING					
16	INTACH SOR 14.1	Removing existing water proofing treatment followed by crack repairs and surface cleaning and laying APP (Atactic Polypropylene Polymer) water proofing treatment with bituminous primer over existing terracing with following specifications:			
17	INTACH SOR 14.1.1	Removing the present treatment of waterproofing System (if any) given on the terraces and reach the sound surface below the present waterproofing system and cleaning the surface to reach the sound surface, remove all loose material with the help of tools and tackles from the surface and as well as from the hair line cracks & wide cracks if any.	Sqm	485	128.11
18	INTACH SOR 14.1.2	Surface Repair: In case of pot holes/cracks, the same shall be repaired with epoxy grouting system, Epoxy Mortar or Latex.	Sqm	485	376.45

19	INTACH SOR 14.1.3	Starting at low point from the roof, unroll the APP membrane 3mm (Non-Woven Polyester of 160 gsm) (50 kgs) (1 Mtr X 10 Mtr) roll once the priming coat is dried. Align the roll correctly and RE- roll it half in alignment before torching. Avoid shifting of the membrane while torching. Use gas burner to heats substrate and underside to softening points. When the embossing disappears, roll forward and press firmly against substrate to bond from the Lowe end toward and press firmly against substrate to bond from the lower end towards the higher end. Ensure sufficient bleed on side and end over laps. Once the half of the roll is torched properly to the substraste, unroll the balance roll and repeat the process	Sqm	485	425.93
20	INTACH SOR 14.2	Providing protective coating of water repellent siloxane (transparent in color) through brush or spray untill complete impregnation over completely cleaned and dried stone or plastered surface to reduce the absorption of water.	Sqm	485	239.83
21	INTACH SOR 8.8	Making khuraas 45 x 45 cm with average minimum thickness of 10 cm lime concrete 1:3:6 (1 Slaked lime :3 surkhi : 6 coarse sand) with graded stone aggregate 20mm nominal size over PVC sheet 1m x 1m x 400 micron, finished with 12mm lime plaster 1:3 (1 Slaked lime : 3 Coarse sand), rounding the edges and making and finishing the outlet complete.	Eac h	10	391.92
22	INTACH SOR 2.6	Sterilizing treatment using Biocide: Masonry covered with algae, lichen, mosses, small plants, etc. should be removed with knife blades, spatula and stiff bristle or soft wire brushes. Spray diluted solution of quaternary ammonium based biocide on surface of the masonry without allowing to spray drift. Leave the treated area for at least one week than brush off as much dead growth as possible. Next again spray a solution of a proprietary biocide and incorporating tribute tin oxide in same manner and clean the surface. (Manually removal of vegetation (major trees, climbing plants, creepers) from walls, columns, arches, floor etc. in a skilled and careful manner, using appropriate tools and means and without causing any damage to the adjoining parts, including carrying and stacking the dismantled materials including lift/lower up to 11mtrs and lead up to 50 mtrs as directed by the engineer or architect in charge. The exposed surfaces will be coated with a paste made from ammonium sulphamate crystals or with "Tree killer" available in market. In this condition the root system may be left to absorb and die. Large sections of dead wood must not be left within the core. As they decay they will remove support and create voids and weaknesses in the wall. Pull off a well-established mat of vegetation must be resisted. Tamping, grouting, pointing and resetting of brick / stones especially on wall top, must all be anticipated as remedial work.)	SqM	100	673.52
23	CPWD heritage SOR 25.1	Raking out joints of stone masonry surface to the required width and depth, with due care and precaution, by manual means, including preparing and cleaning the surface for re-pointing/ refilling of joints, including disposal of rubbish to the dumping ground within 50 metre lead. by using lime mortar 1:1:1 (1Lime:1coarse sand:1 Surkhi) Work all including scaffolding, tool and plants, under trained heritage expert and direction of engineer in charge.	SqM	250	26.55

24	25.3	Cleaning the stone surface and removing dirt, dust, bird dropping, grease, oil, algae, fungus, monkey beats, vegetable growth etc., including providing, applying and washing the surface with liquid Ammonia Chemical of 5% solution and other chemical cleaning agent as approved by Archaeological Survey of India/ Engineer-in-charge, of approved brand and manufacturer, with the help of required scrubbers and also cleaning with machine operated water jet mixed with desired quantity of fine silica where ever required, without causing any scratching/ damage to the stone surface and finally washing the surface with clean water with the help of pressure jet machine, complete in all respect, including taking all precautions to safeguard ventilators, windows, doors etc. by suitable covering so as to avoid any damage to the building/ structure, all as per direction of Engineer-in-charge (The rate is inclusive of all materials & labours involved except scaffolding).	SqM	3710	81.75
25	CPWD heritage SOR 25.4	Providing and applying antifungal wash treatment using 3% solution of sodium pentachlorophenate, of reputed brand and manufacturer, on cleaned sand stone surface at desired locations as per direction of Engineer-in-charge (The rate is inclusive of all materials , labours and scaffolding).	SqM	3710	33.75
26	CPWD heritage SOR 25.7	Applying two or more coat of Ethyl Silicate chemical as approved by Archaeological Survey of India/ Engineer-in-charge, of approved brand and manufacturer, with brush or spray on the existing stone masonry surface till there is no further absorption of chemical by stone surface, including protecting the applied surface from direct sunlight by suitable means during application, all complete as per direction of the Engineer-in-Charge (The rate is inclusive of all materials, labours and scaffolding).	SqM	3710	264.8
27	CPWD heritage SOR 25.8	Applying breathable, non-reactive, antifungal, and water repellent Silane/ Siloxane chemical as approved by Archaeological Survey of India/ Engineer-in-charge, of approved brand and manufacture, diluted with solvent mineral Turpentine oil in the ratio of 1:12 (One part of approved chemical :12 Part of Turpentine oil), on the existing sand stone masonry surface with two or more coats to give uniform application of chemical on the surface. Work all including scaffolding, tool and plants under trained heritage expert and direction of engineer in charge.	SqM	3710	81.1
CIVIL AND STRUCTURAL STEEL WORK					
28	UADD SOR 2.6.1	Earth work in excavation by manual means in foundation trenches or drains (not exceeding 1.5 m in width or 10 SqM on plan) including dressing of sides and ramming of bottoms, lift up to 1.5 m, including getting out the excavated soil and disposal of surplus excavated soil as directed, with any lead . - All kinds of soil	cum .	750	127

29	Non SOR	<p>ANTI TERMITE TREATMENT (AS PER IS:6313 PT III:2011) (A)TREATMENT FOR OUTSIDE THE PREMISE distance of injections through hand compressor 30 cm apart along external walls by imidacloprid 30.5% chemical emulsion @22.5 liner meter by rotary hammer drilling holes at a downward angle of 45 degree and sealing the same through cement. (B)TREATMENT FOR INSIDE THE PREMISE Distance of injections through hand compressor 30 cm apart along internal walls by imidacloprid 30.5% chemical @ 1.75 liner meter by rotary hammer drilling holes at a downward angle of 45 degree and sealing the same through cement. (C)TREATMENT FOR INSIDE THE DOORS, WINDOWS, WOODEN COLLUMS, BEAMS & ROOF Distance of injections through hand compressor 15/30 cm apart zig-zag center to center apart along & adjoining wall by oil base fipronil 25% EC emulsion by drilling 6 mm dia holes with a downward slant to the core of the woodwork on the inconspicuous surface of the frame and sealing the same through putty.</p>	SqM	17236	269
30	Non SOR	<p>RODENT CONTROL TREATMENT A) Evaluation of Rat Population. B) Elimination of existing Rats. C) Controlling of further infestation. Minimum 2 services Every Month Mandir Area Minimum 1 service Inside the Building every month. Minimum 1 service Fumigation outside the Building Quarterly A) Single Dose (Zinc Phosphide) B) Multiple Dose (Anti-Coagulants) C) Fumigants only in field or open places (Aluminium Phosphide) Chemicals: - 1. Zinc Phosphide (Zn₃ p₂) ANTIDOTES:- 1) Gastric lavage using 1:5000 Potassium Permanganate solutions. 2) Cupric sulphate (0.2% solution) may act as an emetic. 3) Fat or oil should be avoided by the victim. 4) Beaten whites of 2-3 eggs may be given. 2. Anti-Coagulants (Bromadiolone 0.25% 'CB') ANTIDOTES:- Vitamin K, Administer orally or intramuscularly. 3. Fumigants (Aluminium Phosphides) Alluvium Phosphide formulations are normally based on products containing active ingredient 56% 3 grams' tablets or powder produces 1 gm. of Phosphine. ANTIDOTES: - Oxygen Therapy Stomach should be washed with Potassium Permanganate (1 gm./ltr. of water) 3) Copper Sulphate (0.2 % solution) in small amount may be given. 4) Administration of Cardiac Tonic or Drug to stimulate blood Circulation. 5) In case of pulmonary oedema, a hipper tonic solution of Glucose be injected 6) Morphine may also be given to produce sedation.</p>	SqM	2700	5.5
31	INTACH SOR 4.1	Providing and laying lime concrete in footings and bases excluding cost of centring and shuttering			

32	INTACH SOR 4.1.2	With graded stone aggregate 40mm nominal size and mortar comprising of 1 lime putty :1 surkhi : 1 coarse sand	Cum	30	6,552.51
33	INTACH SOR 4.1.3	With graded stone aggregate 20mm nominal size and mortar comprising of 1 Slaked lime :3 surkhi : 6 coarse sand	Cum	90	10,244.62
34	INTACH SOR 4.3	50mm lime concrete flooring laid on existing base over the damaged floor up to 40mm average thickness, with brick aggregate size 25mm and 50% lime mortar 1:2 (1 Slaked lime: 2 Surkhi) rammed and finished with lime putty complete	SqM	1800	894.33
35	INTACH SOR 4.8	Plinth Area Protection using Lime concrete and brick tiles around the building to prevent entry of water by dampness and capillary rise	SqM	200	3,454.52
36	INTACH SOR 5.7	Providing half brick masonry with bricks of class designation 7.5 in lime mortar 1:1:1 (1 lime putty:1 surkhi:1 fine sand)	Cum	10	874.44
37	INTACH SOR 6.1	Random rubble masonry with hard stones in foundation and plinth including levelling with lime concrete (1 lime:3surkhi:6 coarse sand) with 40mm stone aggregate up to plinth level with lime mortar 1:1:1(1Lime: 1Surkhi:1Coarse sand)	Cum	50	6,224.01
38	INTACH SOR 6.5	Coursed rubble masonry with hard stone (first or second sort) in superstructure above plinth level and up to two floor Level			
39	INTACH SOR 6.5.1	Masonry work (first sort) , in lime mortar 1:1:1 (1 lime : 1surkhi:1 coarse sand)	Cum	10	6,946.64
40	INTACH SOR 6.5.2	Masonry work (second sort) , in lime mortar 1:1:1 (1 lime : 1 surkhi: 1 coarse sand)	Cum	10	6,597.66
41	UADD SOR 20.1.1	Centering and shuttering including strutting, propping etc. and removal of form for : Foundations, footings, bases of columns, etc. For mass concrete.	SqM	400	138.00
42	INTACH SOR 6.11	Stone consolidation-removing the loose/damaged stone and reconsolidating with new stone/reusable stone with lime mortar(1:3) wherever necessary	Cum	30	5,706.50
43	UADD SOR 2.27.3	Supplying and filling in plinth under floors including, watering, ramming consolidating and dressing complete. - Murrum/ Hard copra	cum	40	570
44	UADD SOR 2.27.1	Supplying and filling in plinth under floors including, watering, ramming consolidating and dressing complete. Crusher Stone Dust	cum	40	672
45	Non SOR	Providing and fixing Stone (Black basalt) base for wooden column as per existing size/shape/etc. complete as per direction of Engineer-in-Charge	Nos	90	1500
46	CPWD heritage SOR 14.1.2	Surface Repair: In case of pot holes/cracks, the same shall be repaired with epoxy grouting system, Epoxy Mortar or Latex.	SqM	500	376.45
47	INTACH SOR 11.1	Repairing of .5mm to 5 mm wide open joints / cracks in all types of masonry work including scrapping of loose jointing material from cracks. The inner side to be filled/pointed with polymer mixed lime mortar with wooden trowel and fixing grouting nipple from outer side as directed by Architect. Then apply polymer based lime mortar by injection grouting through 5mm diameter nozzle through the pre fix nipple up to total thickness of existing stone wall and removing the PVC nipple pipe, lime mortar of mix lime & sand 1:1 mix with polymer using katha or other additives to achieve require matching colour and including cost of all materials, labour, machinery, equipment, curing and cleaning the site as directed.	M	500	72.21

48	INTACH SOR 9.16	Repairs to plaster of thickness 10 mm to 30 mm in patches of area 2.5 sq. meters and under, including cutting the patch in proper shape, raking out joints and preparing and plastering the surface of the walls complete, preparation of mortar by traditional practice (by hand grinder) in 3 course & loi, tamping, beating, till the shrinkage cracks are disappear disposal of rubbish to the dumping ground within 50 metres lead with lime mortar 1:2 (1 lime: 2 surkhi)	SqM	4600	1,105.92
49	UADD SOR 13.37.1	White washing with lime to give an even shade: New work (three or more coats)	SqM	6535	8
50	Non SOR	Advanced Exterior Semi Acrylic Emulsion is a water-based exterior wall finish with silicon additives and improved anti algal properties suitable for dry to moderately humid climatic conditions. (1 coat of exterior base primer, with 2 coats of paint)	SqM	6535	120
51	INTACH SOR 10.8	Providing and fixing stainless steel cramps of required size and shape for anchoring stone wall lining to the backing or securing adjacent stones in stone wall lining in lime mortar 1:2 (1 lime: 2 coarse sand), including making the necessary chases in stone and holes in walls wherever required	Kg	150	680.16
52	Non SOR	Providing Helibars OR equiv. 6mm dia. as per requirement and as per manufacturers specifications.	m	950.00	700
53	Non SOR	Structural Strengthening: Shuttering & Re-instatement with Micro-Concrete / Grout Material: Water tight shuttering for encasement shall be provided as per design such that the micro-concrete can be poured into the formwork and Supplying, mixing and pouring micro-concrete with water powder as per manufacturer specification. The mixing to be done strictly as recommended in Technical Literature. The rate to include Material, Shuttering, Labour, Tools & Tackles all complete.	Kg	1,000.00	123.85
54	Non SOR	Larger(wide) Cracks Treatment: For stitching work a chase of 600mm to 900mm and at least 100mm deep should be cut across the fracture by cutter machine. The chase should be cut clean and wash, the wetted chase area than filled one third with rich lime mortar with plasticizer (as recommended by manufacturer such as M/S Fosrock / STP / Shika) 1:1 (1 Lime : 1 course sand.) A stainless-steel strip (in corner SS angle) of same size and thickness 4 mm should be pressed home into the mortar and the chase flush filled. The stitches should be set across large fractures at approximately 200mm centers to center on both side of wall. After stitching the fracture should be grouted with a liquid mortar with plasticizer.	m	50.00	2,774.00
55	Non SOR	Monopol Grout: Opening the hair line cracks wherever required in Patch Lengths, forming "V" groove with cutter machine / raking out joints in slab surface i.e. , chajjas, slab etc. cleaning with wire brush & water and make it dry and clean. Filling the "V" groove by applying monopol in proportion as specified in the specification by injection / gravity pouring / flooding with in scheduled pot life as per manufacturer specification or as directed by EIC including curing all as directed by EIC etc. complete.	KG	10.00	1,500.00

56	Non SOR	Providing & applying Lime kara 1:2 (1lime cream : 2 Zikki powder) grinding mortar with grinding mill/manually (on lime surkhi/sand plaster base) on decorative/ornamental lime plaster in two coats. First coat applying 3mm to 4mm thick and curing properly at least 7 days, second finishing coat done after 7days of previous coat as per traditional practice. (thickness not more than 6 mm.)	SqM	2,500.00	1089.74
57	Non SOR	Providing and fixing MS /cast iron as per existing design /shape and size.as per the direction of engineer in charge.	M	75	500
58	Non SOR	Restoring and fixing as per the existing design/ shape / size /material of stone kangooora from the ceiling of temple. as per the direction of engineer in charge.	Nos	450	750
59	UADD SOR 10.2	Structural steel work riveted, bolted or welded in built up sections, trusses and framed work, including cutting, hoisting, fixing in position and applying a priming coat of approved steel primer all complete:	Kg	35000	62
60	UADD SOR 10.16.1	Steel work in built up tubular trusses etc. including cutting, hoisting fixing in position and applying a priming coat of approved steel primer, welded and bolted including special shaped washers etc. complete-Hot finished welded type tubes.	Kg	35000	83
61	UADD SOR 13.52.1	Finishing with Epoxy paint (two or more coats) at all locations prepared and applied as per manufacturer's specifications including appropriate priming coat, preparation of surface, etc. complete. -On steel work	SqM	3500	96
62	Non SOR	Providing and fixing Galvanizing iron deck sheet (1.0 MM thick)-Profiles: 44/130 (44mm depth x 956mm width); Length up to 12000 mm; Material: CR Steel as per IS:513 D-Quality / HR Steel as per IS:1079 / Galvanized Steel (as per IS:277)	SqM	3600	705
63	UADD SOR 5.20.6	Reinforcement for R.C.C. work including straightening, cutting, bending, placing in position and binding including cost of binding wire upto floor two level including all wastage etc. complete. - TMT bars	kg	45000	60
64	UADD SOR 5.31	Providing and laying in position machine batched, machine mixed and machine vibrated design mix cement concrete of specified grade for reinforced cement concrete work including pumping of concrete to site of laying but excluding the cost of centering, shuttering, finishing and reinforcement. including Admixtures in recommended proportions as per IS 9103 to accelerate, retard setting of concrete, improve workability without impairing strength and durability as per direction of Engineer-in-charge. M-25 grade reinforced cement concrete by using 410 kg. of cement per cum of concrete. All work up to floor 2 level	CU. M.	450	5245
65	Non SOR	Making 6mm x 6 mm groove in plaster; between beam and wall	M	3000	8
PROPPING & SCAFFOLDING					
66	CPWD heritage SOR 25.2	Providing and fixing double scaffolding system (cup lock type) on the exterior side of building/structure, up to 25 metre height, above ground level, including additional rows of scaffolding in stepped manner as per requirement of site, made with 40 mm dia M.S. tube, placed 1.5 metre centre to centre, horizontal & vertical tubes joint with cup & lock system with M.S. Tubes, M.S. tube challis, M.S. clamps and staircase system in the scaffolding for working platform etc. and maintaining it in a serviceable condition for execution of work of cleaning and/ or pointing and/	SqM	500	159.9

		or applying chemical and removing it thereafter. The scaffolding system shall be stiffened with bracings, runners, connecting with the building etc., wherever required, if feasible, for inspection of work at required locations with essential safety features for the workmen etc., complete as per directions and approval of Engineer-in-charge. Note: - (1) The elevational area of the scaffolding shall be measured for payment purpose. (2) The payment will be made once only for execution of all items of such works			
67	Non SOR	Propping of different floors for removing existing coba / kota stone flooring/strengthen of existing wooden columns /beams/roof etc. for the entire duration of reconstruction by using steel pipes / channels /angles/girders/wooden wedges etc. propping to be remove only after the conformation from the engineering in charge.	SqM	7000	500.00
FLOORING					
68	Non SOR	Providing and fixing 16 mm thick Kota stone (2 feet x 2 feet) (Rough leather Finish as per approve sample) on concrete slab with 6 to 10 mm adhesive with 3 mm spacer- gap will be fill by (10mm height) cement slurry and (6mm) with epoxy resin. Cost slab will be paid extra. All the work executes as per direction of engineer in charge.	SqM	3600	1,000
69	Non SOR	fixing of Kota stone slabs 25 mm thick in risers of steps, skirting, dado and pillars laid on 12 mm (average) thick lime mortar 1:1:1 (1 lime: 1surkhi:1coarse sand) and jointed with lime slurry mixed with pigment to match the shade of the slabs, including rubbing and polishing complete. (kota stone provided by department)	SqM	250	450
70	Non SOR	Fixing of existing Kota stone slab 25mm thick flooring over 100 mm (average) thick base laid over and jointed with lime slurry mixed with pigment to match the shade of the slab including all complete labour and material (kota stone provided by department)	SqM	3800	200
71	INTACH SOR 7.11	Providing and laying lime concrete (1 lime:3 coarse sand) up to 100mm thickness tamping and compacting properly which is followed by laying of Lime mortar 1:3 up to a thickness of 20mm.Rework on it to get desired smooth surface	SqM	3800	1,963.67
ROOFING					
72	UADD SOR 12.48	Providing & fixing pressed clay tile (Mangalore tile) 20 mm nominal Thickness and of approved size and as per approved pattern ceiling on steel frame work complete (steel frame work to be paid separately).	SqM	3300	246
73	UADD SOR 12.1.1	Providing corrugated Galvanised sheet roofing including vertical/ curved surface fixed with polymer coated J or L hooks, bolts and nuts 8mm diameter with bitumen and G.I. limpet washers or with G.I. limpet washers filled with white lead and including a coat of approved steel primer and two coats of approved paint on overlapping of sheets complete (up to any pitch in Horizontal/vertical or curved surfaces) excluding the cost of purlins, rafters and trusses and including cutting to size and shape wherever required. - 1.00mm thick with zinc coating not less than 275gm/m ²	SqM	3000	808
74	Non SOR	Re fixing and alignment of existing roof - corrugated Galvanised sheet roofing including vertical/curved surface fixed with	SqM	1300	150

		polymer coated J or L hooks, bolts and nuts 8mm diameter with bitumen and G.I. limpet washers or with G.I. limpet washers filled with white lead and including a coat of approved steel primer and two coats of approved paint on overlapping of sheets complete (up to any pitch in horizontal/vertical or curved surfaces) excluding the cost of purlins, rafters and trusses and including cutting to size and shape wherever required.			
75	UADD SOR 12.4.1	Providing ridges or hips of width 60 cm over all width plain G.S. sheet fixed with polymer coated J. or L hooks, bolts and nuts 8 mm dia. G.I. limpet and bitumen washers complete.	M	250	428
		WOOD WORK			
76	Non SOR	Prepare the wood surface for painting with removing the old paint with chemical / wire brush / paint removal/ scrapping/or blades and rubbing, with sand papers as required, including Consolidation of wood work with sawdust and polyester resin of low viscosity, wherein the work needs to completed in similar application and then smoothen and finished as per the Engineer in charge complete in all respects.(Measurement should be taken in L x B)			
	i	plain with 5-8% ornaments	SqM	9240	190.00
	ii	ornamental wooden surface	SqM	6100	300.00
77	Non SOR	Wood work in Columns, Beam, frames of doors, windows, clerestory windows, bracket, railing, Ornamental work and others items/members and fixed in position with hold fast lugs or with dash fasteners of required dia & length. - complete in all respects as per the Engineer in charge. 1st class well-seasoned chemically treated teak wood.	Cum	28	276850
78	Non SOR	Wood work in repairing in existing Columns, Beam, frames, staircases, brackets, Arches, Trusses etc. wherein the work needs to completed (as per existing) in similar application and then smoothen and finished in all respects as per the Engineer in charge complete. (wood provided by Department/use existing wood)	Cum	15	30000
79	Non SOR	Making and fixing in position of wooden beam of any dimentations with existing wood including all (Labour and T&P etc.) by appropriate method and direction of engineer in charge.			
	i	Plain as per existing	m	50	15000
	ii	ornamental as per existing	m	25	50000
80	Non SOR	Making and fixing in position of wooden column of any length/ dimentations with existing wood including all (Labour and T&P etc.) by appropriate method and direction of engineer in charge.			
	i	Plain as per existing	Nos	20	15000
	ii	ornamental as per existing	Nos	5	75000
81	Non SOR	Making and fixing in position of wooden Brackets of any length/ dimentations with existing wood including all (Labour and T&P etc.) by appropriate method and direction of engineer in charge.			
	i	Plain as per existing (Minor cutting, moulding and ornamental works)	Nos	10	8000
	ii	ornamental as per existing (Heavy carved brackets)	Nos	5	25000
82	Non SOR	Repairing and alignment of wooden column as per the existing design/length/ dimentations (Labour and T&P etc.) by appropriate method and direction of engineer in charge.			
	i	Plain Column	Nos	570	2500
	ii	Single Ornamental column	Nos	175	8000

iii		Double Ornamental column	Nos	20	12000
83	Non SOR	Repairing and alignment of wooden brackets as per the existing design/length/ dimentations (Labour and T&P etc.) by appropriate method and direction of engineer in charge.			
i		Plain (Minor cutting, moulding)	Nos	1340	2000
ii		Single ornamental bracket	Nos	180	4000
iii		Double ornamental bracket	Nos	32	6000
84	Non SOR	Repairing and alignment of wooden beams as per the existing design/ length/ dimentations (Labour and T&P etc.) by appropriate method and direction of engineer in charge.			
i		primary beam (390 x 370mm to 400 x 500 mm)	M	3600	450
ii		secondary beam (200 x 240mm)	M	2100	350
85	Non SOR	Repairing and alignment of wooden arches as per the existing design/length/ dimentations (Labour and T&P etc.) by appropriate method and direction of engineer in charge.			
i		Plain wooden arches	Nos	57	2800
ii		Ornamental wooden arches	Nos	70	5000
86	Non SOR	Repairing and alignment of jharoka(including all above the main entrance) as per the existing design/length/ dimentations (Labour and T&P etc.) by appropriate method and direction of engineer in charge.	LS	1	25000
87	Non SOR	Repairing and alignment of the carved beams including the bracket as per the existing design/length/ dimentations (Labour and T&P etc.) by appropriate method and direction of engineer in charge.	M	80	2500
88	Non SOR	Repairing and alignment of wooden doors as per the existing design/length/ dimentations (Labour and T&P etc.) by appropriate method and direction of engineer in charge.			
i		Plain Doors	Nos	5	8000
ii		Ornamental doors	Nos	3	40000
89	Non SOR	Repairing and alignment of wooden windows as per the existing design/length/ dimentations (Labour and T&P etc.) by appropriate method and direction of engineer in charge.			
i		Plain moulded windows	Nos	130	2500
ii		Ornamental windows	Nos	26	4000
90	Non SOR	Repairing and alignment of ventilators as per the existing design/length/ dimentations (Labour and T&P etc.) by appropriate method and direction of engineer in charge.	Nos	40	800
91	Non SOR	Repairing and alignment of wooden trusses as per the existing design/length/ dimentations (Labour and T&P etc.) by appropriate method and direction of engineer in charge.	Nos	46	10000
92	Non SOR	Making and fixing in position wooden trusses with existing wood as per the existing design/length/ dimentations (Labour and T&P etc.) by appropriate method and direction of engineer in charge.- for new truss wood will be provided by department.	Nos	16	30000
93	Non SOR	Constructing and Repairing of the existing Wooden cladding Deck sheet slabs – similar to the existing Wooden Planks, 110 mm wide 30-40 mm thick and length 800-900 mm to be screwed with 75-100 mm long S.S. screws Nettle folds fixed 12 mm deep and screw heads covered with same wood fixed with Araldite @ 200-250mm c/c.	SqM	6000	225

94	Non SOR	Fixing of 35 mm thick wooden cladding with existing Wood on structural steel members to be screwed with 75-100 mm long S.S. screws Nettle folds fixed 12 mm deep and screw heads covered with same wood fixed with Araldite @ 200-300mm c/c.	SqM	1500	400
95	Non SOR	Repairing/replacing teakwood eves wherever necessary, at the bottom of sloping roof edge supported by Teakwood rafters/ battens behind. The round kangure shaped wooden blocks need to be repaired or replaced wherever required.	M	220	300
96	Non SOR	Repairing/ Restoring and fixing as per the existing design/ shape/ size /material of wood kangooras as per the direction of engineer in charge.	Nos	70	450
97	Non SOR	Water-based coating on all the wood work under procedure- Prepare wood surface smooth with sand paper No. 180 followed by sand paper No.320 1. Providing and applying water based HIGH COVERING BICOMPONENT SEALER (one coat) 2. Transparent monocomponent water based impregnating agent mixing with Colorant for impregnating agent as per engineer-in-charge (two coats). 3.Sanding after each coat to be done after 4-5 hours of waiting is compulsory for fine finish with sand paper No. 320/400. 5. Transparent monocomponent water based MATT top coat (two coats) 6. The entire process of coatings to be followed by spray method only by preparing the surface smooth by sand paper 180 &320 . (with air compressor)	SqM	15400	1200
98	UADD SOR 13.65	Painting with black anti-corrosive bitumastic paint of approved brand and manufacture to give an even shade: Two or more coats	SqM	1500	53
99	Non SOR	Providing and applying double boiled linseed oil of premium quality on wood surface as per specifications including ,filling in the cracks and loose patches with saw wood and resign, including scaffolding & tools plants etc. complete as directed by Engineer-in-charge.	SqM	1000	100
SHIKHAR					

100	Non SOR	<p>Restoring / Repairing of Gopal Mandir Sikhar as under following procedure</p> <p>A) Manually removal of vegetation (major trees, climbing plants, creepers) from Sikhar in a skilled and careful manner, using appropriate tools and means and without causing any damage to the adjoining parts, including carrying and stacking the dismantled materials including all lift/lower and lead as directed by the engineer or architect in charge. The exposed surfaces will be coated with a paste made from ammonium sulphamate crystals or with "Tree killer" available in market or as directed by EIC. In this condition the root system may be left to absorb and die or as discussed with Engineer-in-charge. Large sections of dead wood must not be left within the core. As they decay they will remove support and create voids and weaknesses in the wall. Pull off a well-established mat of vegetation must be resisted. Tamping, grouting, pointing and resetting of stones must all be anticipated as remedial work.</p> <p>B) Removing of old sulphated lime wash/white or colour wash in multiple applications without causing damage to the below stone surface. Scrubbing (not by scraping which leaves surfaces scarred and scratched) with bristle brushes and hot water (Care to be taken if the surface is weak one it will break down). Hot water should be used if the lime wash has an oil or tallow binder. Gentle cleaning with air abrasive tools can be used if the wall surface is not very weak. The final clean will almost invariably have to be carried out by hand scrubbing and rinsed with clean water on completion.</p> <p>C) Removal of stains, dirt, blackening and other contaminants from Sikhar by using the solution of Non Ionic soap diluted with water. The soap solution should be mild and the recommended PH Value is 7.</p>	LS	1	1000000
-----	---------	---	----	---	---------

	<p>D) Sterilizing treatment using Biocide: stone covered with algae, lichen, mosses, small plants, etc. should be removed with knife blades, spatula and stiff bristle.</p> <p>E) Repairing of 0.5 mm to 5 mm wide open joints / cracks in all types of sand stone masonry work including scrapping of loose jointing material from cracks. The inner side to be filled/pointed with polymer mixed lime mortar with wooden trowel and fixing grouting nipple from outer side as directed by Architect. Then apply polymer based lime mortar by injection grouting through 5mm diameter nozzle through the pre fix nipple up to total thickness of existing stone wall and removing the PVC nipple pipe, lime mortar of mix lime & sand 1:1 mix with polymer using katha or other additives to achieve require matching colour and including cost of all materials, labour, machinery, equipment, curing and cleaning the site as directed.</p> <p>F) Steel-rod stitching in cracked stone. Providing and fixing stainless steel rods of 90cms length of which 15cm on either side and cold bending at 90degrees. The stainless steel clamps to be fixed perpendicular to the crack by drilling in stone and fixing with cement and aradite mixture in such a way that the entire length of the rod is in complete contact of the stone and the bent ends are fully inserted in the cracked stone. Use 316 grade stainless steel charges per hole. Steel rod charges are counted per kg. Holes with 6mm, 8mm, 10mm or 12mm dia. as per requirement of position.</p> <p>STONE CONSOLIDATION :</p> <ul style="list-style-type: none"> • Removing the loose /damaged stone and reconsolidating with new stone/ reusable stone with lime mortar (1:3) wherever necessary. • Wherever required providing and fixing key stone (matched with existing) of required size , shape and colour where ever required, including necessary chases and holes in stone complete in all respect for shikhar. • Necessary repair works to shikhar replacing the damaged member in similar size, design and pattern. • The shikhar shall be restored; if necessary those members beyond the state of repairs shall be carefully removed and disposed. The same shall be replicated in similar design, material, type, pattern matching to that of those which existed originally. • Any, unseen work, if observed during execution, should be executed as per guidance and instructions of engineer in charge. • Providing and applying antifungal wash treatment using 3% solution of sodium pentachlorophenate, of reputed brand and manufacturer, on cleaned stone surface at desired locations as per direction of engineer-in-charge (the rate is inclusive of all materials & labours involved except scaffolding.) <p>(F) Work Specifications as per CPWD Heritage SOR item no 25.4, item no 25.7 and item Nos 25.8 for carrying out the works necessary under this item.</p>			
	<p>Miscellaneous</p>			

101	Non SOR	Bird houses in nest shape and different shape and dimensions. Bird houses 300-400 Width x400x450x high and 250-300 deep to if be developed in existing teak wood and painted with colourful enamel paint and hanged on trees permanently for existing birds residing on 4 trees at all 4 corners pf temple.	Nos	100	1100
102	Non SOR	FRP Pots 600 dia and height 450 mm, with 3 coat of fibre resin polymer finished with automotive colours as per choice with plants of height 4.0 feet.	Nos	60	3000
103	Non SOR	The Garden Bench (1.5 x 0.78 x 0.60 m): The Garden Bench exactly similar looking in the enclosed drawing/picture. It shall have two cast-iron legs and connected with FRP - Green finish planks or Wooden finish planks tight with nut –bolts. It shall have all other similar feature as shown in the enclosed drawing/picture. Finishing: The Legs of the Garden Bench shall be painted by attractive black colour. 8 Nos of Planks will be of Green or Wooden colour. This colour shall be of polyurethane type of paint and should make the garden bench look attractive. Material Specification: All this above parts made in cast iron castings must be of FG-15 grade as per IS 210(1993) standard, Hardness must be in range between 150 BHN to 165 BHN. Cast iron must have Chemical composition of Carbon-3.9% to 4.2% & Silicon-1.9% to 2.4%.	Nos	15	13000
104	Non SOR	Providing and fixing in position Stainless steel / polycarbonate bird spikes (pigeon spikes) for bird control as per the direction of engineer in charge.	nos	1000	50
105	Non SOR	SIGNAGE-Providing and fixing of signage's - On 6 mm 12 mm thick teak wood wooden base with wooden letters cut on CNC machines of height 75 mm 300mm backed with 6mm 12 mm thick clear acrylic for back light with LED (15 W/M). The entire wooden panels and letters to be finished in water based PU for long life protection against climate. This signage's to be fixed about 12mm to 25mm away from the original base where it is fixed for better looks. If wood provided from department.	SqM	20	10000

Estimate For Electrification Work Gopal Mandir (A, B Block & Mandir) - Phase-1					
Annexure-I Internal Electrification					
S. NO.	SOR NO.	DESCRIPTION OF ITEMS	UNIT	Tota Qty	RATE
		UADD SOR			
	UADD SOR	POINT WIRING			
1	3.2	WIRING IN SURFACE RIGID PVC CASING & CAPPING SYSTEM WITH MODULER ACCESSORIES			
		Point wiring including metallic switch box, sheet, switche, socket, lamp holders/ceiling roses etc with 1.5 Sq. mm. PVC insulated cable FR with copper multi strand conductor ISI marked in Surface rigid P.V.C. Casing & Capping ISI Marked of suitable size and 1.5 Sq. mm. PVC insulated copper earth continuity conductor of green colour inside conduit including painting etc. as required as per specification for :-			
	3.2.1	Light Point/Fan Points.			
	a)	Short point	Each	50	327
	b)	Medium point	Each	80	545
	c)	Long point	Each	80	804
	3.2.2	3 Pin 6 Amp socket outlet on Separate Board			
	c)	Long point	Each	85	813
	3.2.3	Call Bell / Buzzer Points			
	c)	Long point Each	Each	4	806
	3.2.4	Twin Control light points			
	c)	Long point	Each	9	894
	3.2.5	Point wiring including metallic switch box, sheet, switches, socket for 3 pin 6 Amp. Socket outlet point with 1.5 Sq. mm. PVC insulated cable FR with copper multi strand conductor ISI marked Surface rigid P.V.C. Casing & Capping inISI marked of suitable size and 1.5 Sq. mm. PVC insulated copper earth continuity conductor of green colour inside conduit with required materials as per specification on same board.	Each	25	257
2		Power Wiring in PVC Casing Capping System with Modular Accessories			
	3.3.3	Point wiring including metallic switch box & sheet for 3 Pin 16 Amp. Socket Outlet Point with 4 Sq. mm. PVC insulated cable FR with copper multi strand conductor ISI marked in Concealed rigid Steel Conduit ISI Marked of suitable size including painting etc. with 16 Amp. Switch & Socket / S.S.Combined 6/16 Amp. of ISI Marked and 4 Sq. mm. PVC insulated copper earth continuity conductor of green colour inside conduit as per specification for :-			
		On Separate Board			
		A. Short Point	Each	12	817
		B. Medium Point	Each	38	1163

		C. Long Point	Each	38	1580
		D. Extra Long –I	Each	22	1907
		E. Extra Long –II	Each	17	2374
		F. Extra Long –III	Each		2936
	3.3.4	Same board switch socket 6/16 Amp	Each	22	539
3	4.3	CIRCUIT WIRING IN EXISTING CONDUIT / PVC CASING CAPPING			
		Supplying and drawing single core PVC insulated cable FR with copper multi strand conductor ISI marked in existing rigid conduit in surface or concealed as per specification.			
A	4.3.1	1.5 Sq mm cable			
A.1	3	3 X 1.5 sq mm	Meter	800	72
B	4.3.2	2.5 Sq mm cable			
B.1	3	3 X 2.5 sq mm	Meter	800	96
B.2	6	6 X 2.5 sq mm	Meter	450	191
B.3	9	9 X 2.5 sq mm	Meter	350	287
C	4.3.3	4.00 Sq mm cable			
C.1	3	3 X 4.00 sq mm	Meter	870	131
	UADD SOR	CIRCUIT WIRING/MAINS WIRING			
4	2.9	MODULAR SWITCH BOXES			
A		Supplying and fixing of approved make modular type metal box with modular frame/ base plate and cover plate including fixing in concealed / surface excluding switch,socket etc. as required for:-			
A.1	1	1 Or 2 Module	Each	64	104
A.2	2	4 Module	Each	99	173
A.3	3	6 Module	Each	35	176
A.4	4	8 Module	Each	45	202
5	8.9	Supplying & fixing of approved make Industrial type metal plug & socket DBs (without MCB) SPN sheet encloser (dust protected) inclusive of 2 pole and earth metal plug and socket and space to incorporate SP MCB complete as per specification as required.			
A	2	20 Amps	Each	4	749
6	8.10	Supplying & fixing of ISI marked Industrial type metal plug socket D.B.s (without MCBs) for TPN encloser three pole and earth metal plug and socket including space incorporating TP MCB complete as per specification as required.			
A	1	20 Amps	Each	4	1441
B	2	30 Amps	Each	3	2006
	UADD SOR	LT PANELS AND DB			
7	8.5.(B)	Supply of approved make powder coated sheet steel encloser SPN MCB DB inclusive of Busbar, Neutral bar, Earth bar & two earth terminals etc. complete as per IS:13032(exclusive of MCB & isolator)-			
A	2	4 way single door	Each		480

B	4	6 way double door	Each	26	974
C	6	12 way double door	Each	3	1441
8	8.6	Supplying of approved make TPN MCB DB Metal Double Door with provision for FP MCB/Isolator/RCCB/RCBO as incomer and SP MCBs as outgoing inclusive of Busbar, Neutral bar, Earth bar & two earth terminals etc. complete as per IS:13032(exclusive of MCB & isolator):			
A	1	4 way (4+12)	Each	2	2250
B	2	6 way (4+18)	Each	3	2849
9	8.19	Labour charges for fixing sheet steel enclosures, MCB DB flush mounting type, as per accepted practice, duly embedded and end plate completely flushed in wall, cable connection etc.complete :-			
A		FOR S.No :-			
A.1	1	8.5(1) to 8.5(5), 8.6(1) to 8.6 (5) & 8.7(1)	Each	34	167
A.2	2	8.5(6) & 8.5(7), 8.6(6) to 8.6(7), 8.7(2) to 8.7(3) & 8.8(1) to 8.8(3)	Each		235
10	8	Supplying of ISI Marked and approved make of Moulded Case Circuit Breaker (MCCB) suitable for 3 phase,3 pole, 50 Hz, 415 Volts, AC supply with respective interrupting capacity (KA) at 415 Volts cited against their range standard conforming to IS - 8828			
A	8.1	MCCB with Breaking Capacity 25 KA at 415 V			
A.1	2	Current Rating - 125 Amps & 70% -100% adjustable	Each		6241
11	8.5	Supplying of ISI Marked and accepted standard of Miniature Circuit Breaker (MCB) of 'C' series suitable for 240/415 Volts, 50 Cycle , 10 kA Value AC supply confirming to IS : 8828 : 1996, IEC : 60898 2002 but without enclosures :-			
A	8.5.1	SINGLE POLE (SP)			
A.1	2	6 Amp to 32 Amp Rating	Each	211	166
B	8.5.3	DOUBLE POLE (DP)			
B.1	2	6 Amp to 32 Amp Rating	Each	27	559
C	8.5.6	FOUR POLE(FP)			
C.1	2	6 Amp to 32 Amp Rating	Each	3	1204
C.2	4	50 Amp to 63 Amp Rating	Each	3	1770
11	8.16	Fixing of MCB /MCCB/ Isolator			
A	1	Fixing of MCB / Isolator SP/DP in sheet steel enclosure as required as per accepted practice, including mounting on busbar and cable connection etc. complete (Labour only)	Each	92	10
B	2	Fixing of MCB /MCCB Isolator TP /TPN/FP in sheet steel enclosure as required as per accepted practice, including mounting on busbar and cable connection etc. complete.	Each	6	20
12	8.4.(B)	Supplying of MCB Isolators suitable for 240/415 Volts, 50 Hz AC supply with KA value rating 10 kA of approved make confirming to IS :13947-Part III : 1993 & IEC :60947- 3:2001 (without enclosures) :-			
A	8.4.2	DOUBLE POLE			
A.1	2	63 Amps.	Each	4	414

B	8.4.4	FOUR POLE			
B.1	1	40 Amps.	Each	4	730
B.2	2	63 Amps.	Each	4	757
	UADD SOR	TELEPHONE WIRING			
13	9.26	supplying and drawing following pair,0.5 Sq mm PVC Insulated copper conductor unarmoured telephone cable in existing surface/ concealed, steel/ PVC Conduit as required.			
A	2	(ii) 2 Pair	Meter	1400	42
	UADD SOR	TV CABLING			
14	9.27	supplying and drawing Co-axial T.V. Cable RG-6 Grade , 0.7 mm Solid Copper conductor PE Insulated , Shielded with fine tined copper braid and protected with PVC Sheath in the existing surface/ concealed, steel/ PVC. Conduit as required.	Meter	1440	73
	UADD SOR	LIGHTING FIXTURES AND FANS			
15	9.31	Supplying and fixing of approved make step type Modular electronic, Fan regulator single/double module including connection etc. as required on existing board			
A	1	upto 120 watt	Each	59	600
16	9.32	Supplying, erection and testing of approved make electric Ceiling fan of double ball bearing complete with standard down rod, canopy, hanging shackle, Aluminium blades, without regulator, A.C. 230-250 volts including connections with all necessary material complete as required confirming to IS :374/1979 with upto date ammendments			
A	1	Ceiling Fan (Energy Saver 50 W)-1200 mm Sweep	Each	5	1888
B	2	Ceiling Fan (Energy Saver 60 W)-1400 mm Sweep	Each	3	1998
17	9.33	Supplying, erection and testing of approved make Wall Mounting fan complete with Wall Bracket ,canopy, blades, speed Regulator etc .A.C 230- 250 volts with connections and including raw bolt/Anchor hole fastener etc. complete finished and as required.			
A	2	400 sweep	Each	4	2079
18	9.35	Supplying, erection and testing of approved make ' Fresh Air Fan ' AC 230- 250 volts with connection and including frame bolt/Anchor hole fasteners etc. complete finished and as required.			
A	1	225mm sweep	Each	6	1126
19	9.36	Supplying, erecting and testing of approved make Exhaust Fan heavy duty with mounting frame, blades AC 230-250 complete connection and including, frame bolt/ Anchor hole fastners etc. complete finished and as required.			
A	1	300mm sweep 900 RPM	Each	8	2830

20	9.45	Supplying, fixing and testing of approved make bulk head luminaire consisting of pressure die aluminium housing lamp holder, prismatic glass cover, rubber gasket and wire guard, delux type, including fixing on wall as required, with necessary material complete Fitting(suitable for GLS w/o lamp upto 11 watt Retorted CFL)	Each	6	576
	UADD SOR	EARTHING, LOOP EARTHING			
21	11.3	Earthing with G.I. Earth plate 600mm X 600mm X 6mm thick including accessories and providing masonry encloser in cement mortor, cover plate having locking arrangment on the top and G.I. watering pipe 20mm dia 2.7 meter long etc. (but without charcoal or coke and salt) complete as required.	Each	6	2540
22	11.4	Earthing with Copper Earth plate 600mm X 600mm X 3mm thick including accessories and providing masonry encloser in cement mortor, cover plate having locking arrangment on the top and G.I. watering pipe 20mm dia 2.7 meter long etc. (but without charcoal or coke and salt) complete as required.	Each	3	7618
23	11.6	Supplying and laying 8 SWG copper wire at 0.5 meter below ground level as conductor earth electrode including soldering etc. as required.	Meter	300	83
24	11.5	Add Extra for using salt and charcoal / coke for G.I. Plate or Copper plate earth electrode as required including excavation & refilling.	Each	9	520
25	11.14	Providing & fixing 25mm X 5mm copper strip on surface or recessed for connection etc. as required.	Meter	90	833
26	11.15	Providing and fixing 25mm X 4mm G.I. strip on surface or in recessed/concealed for connection etc. as required.	Meter	450	107
27	11.31	Providing and laying copper tape 32mm X 6mm thick for earth electrode directly in ground as required	Meter	30	1128
	UADD SOR	CABLING WORK			
28	14.1	Supply of XLPE Insulated power cable (conforming IS-7098) 1100 Volt grade/Heavy duty power cable conforming to IS 1554-1100 Volts grade , 2 core /3½ core/4 coreISI MARKED with Alu. Stranded /solid conductor			
A	14.1.6	ARMOURED 3½ CORE			
A.1	2	35 Sq.mm(XLPE)	Meter	410	345
A.2	3	50 Sq.mm(XLPE)	Meter	240	452
A.3	4	70 Sq.mm(XLPE)	Meter		597
A.4	5	95 Sq.mm.(XLPE)	Meter	120	740
B.3	6	120 Sq.mm.(XLPE)	Meter		931
B.5	9	240 Sq.mm.(XLPE)	Meter	200	1716
B	14.1.8	ARMOURED 4 CORE			
B.1	2	10 Sq.mm.(XLPE)	Meter	50	183
B.2	3	16 Sq.mm.(XLPE)	Meter	230	229
B.3	4	25 Sq.mm(XLPE)	Meter	30	281
29	14.6	BRASS COMPRESSION GLAND			

A	14.6.1	Supplying and fixing heavy duty cable gland for P.V.C. insulated armoured cable with brass washer, Rubber ring complete erected with cable and lead connection etc. as per specification complete.			
A.1	2	Gland Size 22mm suitable for cable 2,3, 3½, 4 x 10 Sq.mm or 2x 16 Sq.mm	Each	6	44
A.2	3	Gland size 28mm for 3,4 x 16 Sq.mm	Each	14	66
A.3	4	Gland size 32mm for 2,3, 3½, 4 x 25 Sq.mm OR 2,3, 3½ x 35 Sq.mm OR 2,3 x 50 Sq.mm.	Each	22	76
A.4	5	Gland size 38mm 3½ x 70 Sq.mm, 3x95 Sq.mm	Each	2	119
A.5	6	Gland Size 45mm 3/3½ x 120 Sq.mm 3½ x 95 Sq.mm 3 x 150 Sq.mm.	Each	2	149
A.6	9	Gland Size 70mm 3 x 240 Sq.mm 3½ x 300 Sq.mm	Each	4	353
30	14.7	Supplying and fixing ferrules . (Aluminium in Line connector) As per IS - specification suitable for following size of cable with Aluminium stranded/solid conductor evenly cramped with high pressure tool including connection as required complete			
A	14.7.1	For Conductor Size-			
A.1	2	10.00 Sq.mm	Each	6	2
A.2	3	16.00 Sq.mm	Each	6	4
A.3	4	25.00 Sq.mm	Each	4	5
A.4	5	35.00 Sq.mm	Each	22	5
A.5	6	50.00 Sq.mm	Each	4	8
A.6	7	70.00 Sq.mm	Each		14
A.7	8	95.00 Sq.mm	Each	2	15
A.6	9	120.00 Sq.mm	Each		22
A.7	12	240.00 Sq.mm	Each	4	62
A.8	13	300.00 Sq.mm	Each		89
31	14.8	LUGS:-			
A		Supplying and fixing cramping type Alum. lugs as per I.S.S. Specification suitable for following size of cable with Alu. /Copper solid/stranded conductor evenly cramped with high/pressure tool and connected to switch gear/Bus/M.C.C.B./ M.C.B. etc. as required complete.For Conductor Size-			
A.1	1	6mm to 16 Sq.mm	Each	58	5
A.2	2	25 Sq.mm	Each	18	7
A.3	3	35 Sq.mm	Each	66	9
A.4	4	50 Sq.mm	Each	14	13
A.5	5	70 Sq.mm	Each		22
A.6	6	95 Sq.mm.	Each	6	24
A.6	7	120 Sq.mm.	Each	4	34
A.7	8	150 Sq.mm.	Each		44
A.8	9	180 Sq.mm	Each		53
A.9	10	240 Sq.mm.	Each	12	93
A.10	11	300 Sq.mm.	Each		129

32	14.1	CABLE LAYING			
A	1	Laying of one number PVC insulated and PVC sheathed power cable of 1.1kV grade of size not exceeding 25 Sq.mm direct in ground including excavation, sand cushioning, protective covering and refilling the pit etc. as required.	Meter	310	247
B	2	Laying of one number PVC insulated power cable of 1.1kV grade of size exceeding 25Sq.mm but not exceeding 120 Sq.mm direct in ground including excavation, sand cushioning, protective covering and refilling the pit etc. as required.	Meter	770	255
C	3	Laying of one number PVC Insulated and PVC sheathed power cable of 1.1kV grade of size exceeding 120 Sq mm but not exceeding 400 Sq.mm direct in ground including excavation and cushioning protective covering and refilling the pit etc. as required.	Meter	200	269
33	UADD SOR	CONDUITING WORK			
	2.6	Supplying and fixing rigid steel conduit ISI marked along with the accessories on surface including painting etc. as required			
	1	H.G. Conduit 20 mm, wall thickness-1.6mm	Metre	130	99
	2	H.G. Conduit 25 mm, wall thickness-1.6mm	Metre	250	121
	3	H.G. Conduit 32 mm, wall thickness-1.6mm	Metre	150	131
34	2.7	Supplying and fixing rigid steel conduit ISI marked along with the accessories in concealed system including cutting the wall and plastering & repainting the wall with matching colour to bring in its original condition as required			
	1	H.G. Conduit 20 mm, wall thickness-1.6mm	Metre	230	115
	2	H.G. Conduit 25 mm, wall thickness-1.6mm	Metre	950	126
	3	H.G. Conduit 32 mm, wall thickness-1.6mm	Metre	150	134
	PWD SOR	CONDUITING WORK			
	16	Supplying and fixing PVC conduit ISI marked alongwith the accessories in concealed system including painting etc. as required			
A	16.1	PVC . Conduit 20 mm (HMS)	Metre	160	61
B	16.2	PVC . Conduit 25 mm (HMS)	Metre	260	72
C	16.3	PVC . Conduit 32 mm (HMS)	Metre	150	108
	PWD SOR	TELEPHONE WIRING			
1	38.6	Supply, fixing and testing of RJ 11 telephone jack modular (1Module)	each	41	129
2	38.3	Supply installation, testing commissioning of 0.5 mm size Solid annealed copper, Jelly Filled Telephone Cables , Polythene Insulated, Petroleum Jelly Filled with Poly-al laminate moisture barrier, Polythene Sheathed, Unarmoured Polythene Jacketed Telephone Cables as per DOT Specifications of following sizes			


A	38.3.1	10 Pair	Meter	500	70
B	38.3.2	20 Pair	Meter	200	126
3	38.4	Supply, Installation testing and commissioning of telephone Tag block Krone connector with enclosure and lock complete as mentioned below :-			
A	38.4.1	10 Pair	each	6	263
B	38.4.2	20 Pair	each	2	273
	PWD SOR	TV CABLING			
4	38.8	Supply, fixing and testing of T.V. Outlet Modular (1Module)	each	28	129
	PWD SOR	COMPUTER CABLING (DATA, CCTV)			
5	38.11	Suppling and drawing 4 pair shielded, 0.5 mm PVC.Insulated copper conductor un-armoured Cat-6 computer cable FR in existing surface / concealed ,steel / PVC. Conduit/Casing-N capping as required.	Meter	4000	46
6	38.1	Supply, Installation testing and commissioning RJ - 45 Computer Jack cat 6 with shutter Modular (2Module)	each	37	501
7	38.12	Supply, Installation testing and commissioning of patch cord as mentioned below :-			
A	38.12.3	CAT 6 RJ45 Patch Cord F/UTP 3 Mtr.	each	44	585
8	38.13	Supply, Installation testing and commissioning of 19" Modular Patch - 1 U Patch Panel 24 , RJ 45 Cat-6 connector	each	3	10926
9	38.15	Supply, Installation testing and commissioning of wall mounting rack , for computer switches complete as mentioned below :			
A	38.15.2	9U cabinet 504.65X600X500, wall mounting with power supply and Fan etc.	Nos	3	15809
	PWD SOR	LIGHTING FIXTURES AND FANS			
10	31.22	Supply and fixing Led tube rod comprising of LED tube with non integral / integral driver, 6500K color temp having 40000 burning hrs life with minimum @ L 70, system lumen output should be minimum with efficacy > 100 lm/W.LED driver PF 0.95 & THD < 20%. The colour rendering index of LED light should be more than 70. Submission LM 80-08 Form LED Source Manufacturer & LM79-08 / IS16106 from NABL approved lab. Manufacturer mandatory i/c connection wire, testing etc. to complete the job. 2 Yrs Guarantee certificate from manufacturer.			
A	31.22.2	1 X 18/20/22W, Integral	Each	64	1579
11	31.25	Supply and fixing of surface mounting type Led light fixture , LED of 1 to 3 W each assembled on single MCPCB, having color temp 4000K TO 6500K & having 25000 to 50000 burning hrs life with minimum @ L 80, system lumen output should be minimum with efficacy>80lm/W. LED driver, PF 0.90. The colour rendering index of LED light should be more than 70. Housing made of CRCA with glare free diffused polycarbonate cover. Submission LM 80-08 Form LED Source Manufacturer & LM79-08/ IS16106 from NABL approved lab. Manufacturer manadatory i/c connection wire, testing etc. to complete the job. 2 Yrs Guarantee			

		certificate from manufacturer.			
A	31.25.1	Led luminiare 1' X 1', 24W , 4-6.5k	Each	22	3924
B	31.25.2	Led luminiare 2' X 2', 36W , 4-6.5k	Each	6	5941
12	31.26	Supply and fixing of surface mounting LED down lighter of 1 to 3 W each assembled on single MCPCB, having color temp 4000K to 6500K & having 25000 to 50000 burning hrs life with minimum @ L 80, system lumen output should be minimum with efficacy>100 lm/W. LED driver, PF 0.90. The colour rendering index of LED light should be more than 70. Housing made of CRCA powder coated frame with glare free diffused polycarbonate cover. Submission LM 80-08 Form LED Source Manufacturer & LM79-08 / IS16106 from NABL approved lab. Manufacturer mandatory i/c connection wire, testing etc. to complete the job. 2 Yrs Guarantee certificate from manufacturer.			
A	31.26.1	7 W/8 W, 100/150mm	Each	56	1629
B	31.26.2	15 W , 180/200mm	Each	31	2561
C	31.26.3	30 W , 300mm	Each	12	5869
13	31.30 .	Supplying and fixing flood light with high power LED of 1 to 3 W each assembled on single MCPCB, system lumens output with efficacy>100 lm/W. luminiare having color temp 6500K & 50000 burning hrs life with minimum @ L 70, The colour rendering index of LED light should be more than 70. Luminiare comprises of driver, PF 0.95 & surge protection 3KV. Housing made of pressure die cast aluminium with heat resistant flat glass, IP65 protection. Submission LM 80-08 Form LED Source Manufacturer & LM79-08 / IS16106 from NABL approved lab. Manufacturer mandatory i/c connection lead, testing etc to complete the job. 2 Yrs Guarantee certificate from manufacturer			
A	31.30.4	90W	Each	8	19519
B	31.30.5	120W	Each	8	29243
	PWD SOR	CABLING WORK			
14	41.54	Supply and erection of hot dip G.I. cable tray perforation not more than 17.5% for specific dimensions along with tees, bends.. The cable tray shall be hang from ceiling/ fixed to wall with necessary angle/flat iron / hanging rod, for ceiling suspensions, clamps, anchor fastner, nuts, bolts, washers, not mor than 1.5 mtr. apart complete as per specification to complete the job. The tray shall be as follows :-			
A	41.54.1	100 x 50 mm x 1.6mm thick	Metre	45	495
B	41.54.2	150 x 50 mm x 1.6mm thick	Metre	35	572
C	41.54.3	300 x 50 mm x 1.6mm thick	Metre	20	844
D	41.54.4	450 x 50 mm x 2 mm thick	Metre	10	1296
E	41.54.5	600 x 50 mm 2 mm thick	Metre	10	1603
	PWD SOR	FABRICATION WORK			

15	42.36	Supply, fabrication and erection of Angle/Chanel/Flat iron fitting for over head line & sub-station etc such as 'D' bracket, cross arms, top clamp, 'V' cross arms, Back/Support clamps or other similar work etc. including nut bolts of required size, making holes, fabrication, welding, cutting, etc. and painting with one coat of red oxide paint & two coat of aluminium paint as required as per specification.	KG	2000	61
	PWD SOR	MICROPROCESSOR BASED, ADDRESSABLE FIRE ALARM SYSTEM			
	43.C.A.1	Supply , Installation, Testing and Commissioning of 2 Loop Microprocessor based intelligent and electronically addressable, modular, loop capacity of 159 detectors. Fire alarm control panel with 5.7 inch touch screen LCD display, multiple access levels, 10,000 event history logs in the non volatile memory (EEPROM). The panel should be modular microprocessor based in nature. The panel shall have 240V AC power supply, Automatic battery charger, 24 V, ceiled lead acid maintenance free batteries sufficient for 24 hours normal working and then be capable of operating the system for 30 mints during emergency condition. The panel shall be EN 54/UL Certification.	Each	1	177870
	43.C.A.2	Supply Installation, Testing and Commissioning of 4 Loop Microprocessor based intelligent and electronically Addressable, Modular, with networking card & printer port loops Panel (expandable) with each loop capacity of 159 detectors. Fire alarm control panel with 5.7 inch touch screen LCD display, multiple access levels 10,000 event history logs in the non volatile memory (EEPROM). The panel should be modular microprocessor based in nature and should be expandable from single loop to up to 32 loops. The panel shall have 240 V AC power supply, Automatic battery charger, 24V, ceiled lead acid maintenance free batteries sufficient for 24 hours normal working and then be capable of operating the system for 30 minutes during emergency condition. Provision for integration to BMS Back net software. The panel shall be EN 54/UL Certification.	Each		471900
	43.C.A.3	Supply, Installation,Testing & Commisioning of Loop Card LSN 0300 A LSN Module.	Each		37450
	43.C.A.4	Supply, Installation, Testing & Commissioning of Active and networkable repeater panel with LCD display complete system function keys for programming and control like system reset, alarm acknowledgement, alarm silence, trouble acknowledgement UL/EN54 certified.	Each		146024
	43.C.A.7	Supply, Installation,Testing & Commisioning of addressable - Automatic Dual LED smoke detector with two integrated light-scattering smoke sensor using LEDs with different colors/ wavelengths (blue/infrared) to avoid False alarm & should comply to Test fire 1, Inbuilt Isolator, Automatic addressing. Shall be UL/EN54 certified.	Each	170	6287

	43.C.A.8	Supply, Installation, Testing & Commissioning of addressable - Automatic Dual LED Multi detector with two integrated light-scattering smoke sensor using LEDs with different colors/ wavelengths (blue/infrared) to avoid False alarm & with Thermal sensor, Inbuilt Isolator, Automatic addressing. Shall be UL/EN54 certified.	Each		8152
	43.C.A.9	Supply, Installation, Testing & Commissioning of addressable - Automatic Dual LED Multi detector with two integrated light-scattering smoke sensor using LEDs with different colors/ wavelengths (blue/infrared) to avoid False alarm & with Thermal and chemical sensor, Inbuilt Isolator, Automatic addressing. Shall be UL/EN54 certified.	Each		13169
	43.C.A.10	Supply, Installation, Testing & Commissioning of Indoor addressable manual break glass unit (Double action) with inbuilt isolator, with flexible network structure & necessary fixing arrangements with key complete as required. Shall be UL/EN54 certified.	Each	30	5182
	43.C.A.12	Supply, Installation, Testing & Commissioning of Indoor Stand alone Loop Powered detector base sounder with inbuilt isolator & with 32 different tone variants selection option & adjustable sound pressure by 5 levels, the sound pressure 92.1 dB(A), Shall be UL/EN 54 certified.	Each	30	8878
	43.C.A.14	Supply, Installation, Testing & Commissioning of Strobe for base sounder red with inbuilt isolator Shall be UL/EN 54 certified.	Each	20	6960
	43.C.A.15	Supply, Installation, Testing & Commissioning of Beam detector including mounting base along with Interface Module to direct connect to the loop, having a coverage area with a distance of min. 10 m and max. 100 m with extra width of up to 14 m, Operating temperature range: - 20 C to +55 C, Response sensitivity of 40% UL/EN54 certified.	Each		74839
	43.C.A.16	Supply, Installation, Testing And Commissioning Of Addressable Control Relay Module With Inbuilt Isolators & With Flexible Network Structures With A Maximem Switching Current Of 1A @ 30 V DC. Shall Be UL/EN54 Certified	Each		18150
	43.C.A.17	Supply, Installation, Testing And Commissioning Of Addressable Output Module With Inbuilt Isolator Shall Be UL/E Certified	Each		19360
	43.C.A.18	Supply, Installation, Testing And Commissioning Of 1 Output +1 Input Interface Module With Inbuilt Isolator UL/EN54	Each		20570
	43.C.A.19	Supply, Installation, Testing And Commissioning Of 1 Response Indicator Shall Be UL/EN54	Each		145
	NON SOR	Light Fixtures			
		Supplying and fixing of Lighting Fixtures , Fans , Hanging Lights , Chendeliars etc as per details:-			
16	F.1	Supply, Installation, Testing and commissioning of LED Strip Light (IP20) suitable for 14.4 watt /meter complete with driver.	Meter	200	2500
17	F.2	Supply, Installation, Testing and commissioning of LED Strip Light (IP20) suitable for 14.4 watt /meter complete with RGB Controller & driver .	Meter	200	5500

18	F.3	Flood light Fixture IP66 suitable for 5WX14No. Led lamps with 15degree beam angle with RGBW DMX control dimmable , complete with all accessoreis & haerwarews etc. Make- Meeko / Nirwana / Luminac	Each	10	28000
19	F.4	DMX Controller suitable for 512 channel for RGBW Flood light Fixtures . Make - Make- Meeko / Nirwana / Luminac	Each	3	35000
20	F.5	23.8 carat Gold plated Swarovski Crystal Chandelier made in 1st Quality Alloys Brass Frame in single level with Octagon crystal of size 12 to 30mm - 2500 nos. drop & Balls, along with bird sitting protection on frame arm with spikes of same 23.8 carat gold plated finish of height 1850mmX1200mm suitable for 600Watt with Led Lamps suitable for 1200 lumens. Make- Jaquar / Zen / Meeko / Iris.	Each	2	400000
21	F.6	Floor lamps Clear Crystal Clear Gold suitable for 36 LED Bulb suitable for 300 lumens with with L120 Arms 12+6+6 nos.. Make- Zen / Meeko / Iris	Each	18	31000
22	F.7	23.8 carat Gold plated Swarovski Crystal Chandelier made in 1st Quality Alloys Brass Frame in single level with Octagon crystal of size 12 to 30mm - 1400 nos. drop & Balls, along with bird sitting protection on frame arm with spikes of same 23.8 carat gold plated finish of height 1200mmX750mm suitable for 400Watt with Led Lamps suitable for 700 lumens. Make- Jaquar / Zen / Meeko / Iris.	Each	21	105000
23	F.8	23.8 carat Gold plated Swarovski Crystal Chandelier made in 1st Quality Alloys Brass Frame in two levels with Octagon crystal of size 12 to 30mm - 4000 nos. drop & Balls, along with bird sitting protection on frame arm with spikes of same 23.8 carat gold plated finish of height 2400mmX1400mm suitable for 700Watt with Led Lamps suitable for 1500 lumens. Make- Jaquar / Zen / Meeko / Iris.	Each	1	600000

						
24	F.9	Linear Led Strips Outdoor type IP68 suitable for 16watt per meter 3000K Complete with Aluminium Base powder coated with Black color. Make- Meeko / Nirwana / Ledos	Meter	620	1600	
25	F.10	LED Spike Light with Wooden / Black Finish Aluminium Die cast 147X51mm , suitable for 8 watt , 680 Lumens 30degree Beam Angle IP 68 . Make- Meeko / Nirwana / Ledos (NL4301)	Each	40	3800	
26	F.11	LED SpotLight with Wooden / Black Aluminium Die cast 80*70*117mm , suitable for 8 watt , 765Lumens 47degree Beam Angle IP 65 . Make- Meeko / Nirwana / Ledos (NL4303)	Each	275	3800	
27	F.12	Decorative Designer poles suitable for 3050mm Height & 60mm Dia complete with 18Watt LED suitable for 1500 lumens Ring fort with Convex Diffuser & Colombia Pole . Make K -lite / passolite / Meeko (Pole- KP-6005 , Fixture 5109AB/A1)	Each	6	26000	
28	F.13	Tree Up Lighter Aluminium Die cast out door type suitable for IP65 , 12 watt LED , 1190 Lumens with beam angle 37degree.	Each	20	8500	
29	F.14	LED Track Spot Light with Wooden / Black Finish Aluminium Die cast suitable for 12 watt , 680 Lumens 30degree Beam Angle IP 68 . Make- Meeko / Nirwana / Ledos (NL4301)	Each	505	4800	
30	F.15	Supplying, erection and testing of Decorative type approved make electric Ceiling fan of double ball bearing complete with standard down rod, canopy, hanging shackle, Aluminium blades, without regulator, A.C. 230-250 volts				

		including connections with all necessary material complete as required confirming to IS :374/1979 with upto date ammendments. Color of Fan Shall be as per Architect/Interior/ EIC. Make - Havells / Crompton			
	F.15.1	Decorative Antique Type Ceiling Fan (Energy Saver 60 W)-1400 mm Sweep	Each	186	19200
	F.15.2	Decorative Antique Type Wall fans-400 mm Sweep	Each	12	15000
31	F.16	LED Concealed adjustable type Ground Burial out door type suitable for IP65 , 12 watt COB LED , with beam angle 20 degree. - Hybec -HLO 6817 / Philips / Nirwana	Each	290	10000
32	F.17	LED Surface type wall Lights suitable for 7 watt COB LED , with beam angle 20 degree. - Hybec -HLO 5391 / Philips / Nirwana	Each	290	7000
	NON SOR	LT PANELS AND DB			
31	G	Supply,Installation, testing & commissioning of following Panels including supply and installation of all switchgears (ACB, SFU, HRCFUSES, CONTACTOR, OVERLOAD RELAY, MCCB,CHNGEOVER SWITCH,MCB,CAPACITOR) and all metering (Ammeter, Voltmeter, Frequency meter, PF meter, KW, KWH meter, KVA meter, Time Totaliser, multifunction meter, datalogger) indication lamps (LED type), selector switches, push buttons (Luminous/ Non Luminous type), connectors, aux contact blocks, control fuses, instrument CTs, protection CTs, APFCR relay, all protection relays, annunciation window etc entire fabrication of panels, complete bus bar system, wiring, supply and installation of all hardware, Powder Coating etc. as per technical speciifcation given in tender. Make :- 1. - ACB EDO type Microprocessor based LSIG - ABB / SIEMENS (3WL) / L&T (U-power) / SCHENIDER (MASTERPACT -NS). 2. MCBB Above 200 A Microprocessor based - ABB / SIEMENS(3VL) / Legrand (DPX) / SCHENIDER (NSX). 3. MCBB Below 200 A Thermal setting - ABB / SIEMENS(3VL) / Legrand (DRX/DPX3) / SCHENIDER (NSX). 4. MCB 10KA - ABB / SIEMENS / Legrand (DX3) / Schnedier (Acti9)			
A	G.1	Block -B Meter Panel-	Nos.	1	101887
B	G.2	Change Over panel -B	Nos.	1	60089
C	G.3	B Block Dg panel	Nos.	1	28922
D	G.4	B Block DB First Floor	Nos.	1	88978
E	G.5	B Block DB Second Floor	Nos.	1	88978
A	G.1	A Block Main panel	Nos.	1	107748
B	G.2	A Block DG panel	Nos.	1	28922
C	G.3	A Block Common Area panel	Nos.	1	88187
D	G.4	A Block - G. Floor panel-1	Nos.	1	87561
E	G.5	A Block - G. Floor panel-2	Nos.	1	87561
F	G.6	A Block - F. Floor panel-1	Nos.	1	87561

G	G.7	A Block - F. Floor panel-2	Nos.	1	87561
	G.4	Mandir DB	Nos.	1	87561
	NON SOR	SPEAKER WIRING			
32	H.1	Supply & laying of 1.5 sqmm cu flexible Shielded Speaker wire 1.1 kv grade pvc insulated.	Meter.	2300	63
33	H.2	Supply & laying of 4.0 sqmm cu flexible Shielded Speaker wire 1.1 kv grade pvc insulated.	Meter.	240	82
34	H.3	Supply, Installation, Testing and commissioning of 2 pin Audio socket. MAKE- BOSCH / HONEYWELL	Nos.	6	681
35	H.4	Installation, Testing and commissioning of 6w ceiling ring speakers with line matching transformer suitable for 4 ohm impedance. dia 200mm LBD 0606/10.	Nos.	4	1044
36	H.5	Supply, Installation, Testing and commissioning of 6w wall/column speakers with line matching transformer suitable for 4 ohm impedance.	Nos.	84	1672
37	H.6	Supply, Installation, Testing and commissioning of 15w wall/column speakers with line matching transformer suitable for 4 ohm impedance.	Nos.	4	1672
38	H.6	Supply, Installation, Testing and commissioning of High Bass Speakers with line matching transformer suitable for 4 ohm impedance.	Nos.	2	8000
39	H.6	Supply, Installation, Testing and commissioning of distribution box for PA distribution made out of 16 SWG CRCA sheet with double door lockable arrangement having connectors (15 NOS) suitable for 4 sqmm/2.5sqmm wire with facility for cable termination of 4cx10 sqmm ALAR. Required at each floor for PA wire termination	Nos.	3	5727
40	H.7	Supply, Installation, Testing and commissioning of public address audio system with CD player /recorder/ and double channel (L/R) output suitable suitable for Line matching.The system shall be with 1 No. Mixing amplifier , 1 no. 8 Zone selector with table top microphone unit , suitable for evacuation standards ,Booster Amplifieres suitable for 480 Watt -2nos. Make - Bosch / Honeywell(PAVA)	Nos.	2	144313
41	H.7	Supply, Installation, Testing and commissioning of audio system with CD player /recorder/ and double channel (L/R) output suitable suitable for Line matching.The system shall be with 1 No. Mixing amplifier , Zone selector with table top microphone unit .	Nos.	1	75000
	NON SOR	CCTV SYSTEM			
		Indoor and Outdoor Cameras			

42	I.1	Supply , installation, Testing & Commissioning of Full HD Network Indoor Dome camera 1/3" 2Megapixel CMOS H.264 /MJPEG dual-stream encoding Max 25/30 fps; 2MP 1980x1080p, (1280x960)/ 25/30fps@720P(1280x720) DWDR, 2DNR, Auto iris, AWB, AGC, BLC3.3-12mm/F1.4 fixed lens. CE, FCC & RoHS Certified. Certificates of CE, FCC, ROHS and OEM Authorization to be produced. Make:- CP Plus / Dahua / Gobler / Samsung	Each	20	12413
43	I.2	Supply , installation, Testing & Commissioning of 1/3" 1.3Megapixel CMOS H.264 & MJPEG dual-stream encoding Max 15fps@1.3M (1280x960)/ 25/30fps@720P (1280x720) DWDR, Day/Night, 2DNR, Auto iris, AWB, AGC, BLC3.6mm fixed lens PIR Sensor Range upto 6Mtr. IR Range of 10 Mtr. PoE CE, FCC & RoHS Certified . Make:- CP Plus / Dahua / Gobler / Samsung	Each	38	8541
44	I.3	Supply , installation, Testing & Commissioning of Vandal Proof WDR Bullet camera 3Megapixel CMOS H.264 & MJPEG dual-stream encoding Max 25fp; 2MP 1980x1080p, (1280x960)/ 25/30fps@720P (1280x720) DWDR, 2DNR, Auto iris, AWB, AGC, BLC3.6mm fixed lens. CE, FCC & RoHS Certified. Certificates of CE, FCC, ROHS and OEM Authorization to be produced. Make:- CP Plus / Dahua / Gobler / Samsung	Each	8	13297
45	I.4	Supply , installation, Testing & Commissioning of NVR (network video recorder) suitable for 32 Channel with 1080p Realtime Live View ; H.264/MJPEG dual codec decoding ; Max 240fps@1080p, 480fps@720p, 960ps@D1 preview & recording ; Up to 5Mp resolution Support 8 SATA HDDs up to 32TB, 1 eSATA up to 6TB, 4 USB2.0 ; HDMI / VGA simultaneous video output Support Multi-brand network cameras ; ONVIF Version 2.0 conformance ; Mobile Software: CMOB CMS Software: KVMS . Make:- CP Plus / Dahua / Gobler / Samsung	Each	4	38850
46	I.5	Supply , installation, Testing & Commissioning of Power Supply 12v,2 Amp.	Each	70	647
47	I.6	Supply , installation, Testing & Commissioning of 3 TB Hard disk . Make:- Segate / WD-AV	Each	3	12096
48	I.7	Supply , installation, Testing & Commissioning of 42" Flat Screen VGA Colour LCD Monitor . Make - Samsung / LG / Sony	Each	2	35601
49	I.8	Supply , installation, Testing & Commissioning of 4 U Racks along with FAN and Spike sockets.	Each	2	9485
50	I.9	Supply, installation, testing and commissioning of Power cable of 2 x 1.5 sq. mm. FRLS shielded copper conductor cable. (Power to Cameras).	Each	2800	75
51	I.10	Supply, installation, testing and commissioning of 16 Port Gigabit Network Switches . Make- D-Link / Cisco	Each	6	10434

52	I.11	Supply,Installation,Testing and commissioning of 2 KVA UPS suitable for 2 hours back up complete with maintenance free batteries duly charged complete with connecting lead as required f for all controls and equipment .Other details are as per Technical Specifications Of this tender. Make Emerson / APC / Hi REL	Nos.	2	99296
	NON SOR	INVERTER			
53	I.11	Supply, installation ,testing & commissioning of 5000VA ,15 minutes back up inverter with 12 volt Invagreen Exide or Farukawa make battery . The inverter is to be installed on every floor & connection shall be made with lighting DB for floor emergency lighting .	Nos.	2	88000
54	I.11	Supply, installation ,testing & commissioning of 1000VA ,15 minutes back up inverter with 12 volt Invagreen Exide or Farukawa make battery . The inverter is to be installed on every floor & connection shall be made with lighting DB for floor emergency lighting	Nos.	1	45000
	NON SOR	LT CABLES			
55		Supply, Laying of cables in excavated trenches, concrete trenches, along walls, through hume pipes, cable trays etc with testing & commissioning. The cable shall be 1.1 KV grade XLPE, copper armoured of approved make as per following sizes The scope includes supply & fixing of aluminium cable tags (at every 6 Mts distance),clamps/saddles for dressing of cable/cable route markers at every 7 Mtr. distance as per drawings, specifications & instructions of consultant.			
B		4CX6.0 SQMM CU.AR XLPE CABLE	Meter	160	431
C		4CX4.0 SQMM CU.AR XLPE CABLE	Meter	80	313
D		4CX2.5 SQMM CU.AR XLPE CABLE	Meter	220	261
E		3CX2.5 SQMM CU.AR XLPE CABLE	Meter	800	213
F		3CX2.5 SQMM CU.flexible CABLE	Meter	900	165
56		Cable termination of armoured cables 1.1 KV grade including supply & installation of cable glands, cable lugs (copper or aluminium single compression type), heat shrinkable sleeves on long ends, crimping paste etc. The work includes testing & commissioning of cables, meggering values & submitting reports of tests. (One set includes termination of all cores of one end only)			
B		4CX6.0 SQMM CU.AR XLPE CABLE	Set	12	225
C		4CX4.0 SQMM CU.AR XLPE CABLE	Set	12	225
D		4CX2.5 SQMM CU.AR XLPE CABLE	Set	12	202
E		3CX2.5 SQMM CU.AR XLPE CABLE	Set	48	200
F		3CX2.5 SQMM CU.flexible CABLE	Set	80	180
NON SOR	A	Batten Wiring			

57		Light Point wiring including Tumbler type switches sockets,lamp holders/ceiling roses, wooden box etc. with 1.5 Sq. mm. PVC insulated cable FRLS with copper multi strand conductor ISI marked in surface type Machined Batten cover with wooden strip of Teak Wood 10mm thick & width of 25-40mm as per number of wires including Batten Cover to be installed after complete wiring . The wiring shall be with 1.5 Sq. mm. PVC insulated copper FRLS Conductor to be clip with Batten. Earth continuity conductor of green colour on Batten as required as per specification for :-			
	A.1	Light Point/Fan Points.			
	A.1.1	a) Short point	Each	55	394
	A.1.2	b) Medium point	Each	135	671
	A.1.3	c) Long point	Each	251	1083
	A.2	3 Pin 6 Amp Tumbler Type socket outlet on Separate Board		0	
	A.2.1	c) Long point	Each	51	1192
	A.3	Call Bell / Buzzer Points with Tumbler Type		0	
	A.3.1	c) Long point	Each	4	983
	A.4	Twin Control light points		0	
	A.4.1	b) Medium point	Each	4	812
	A.4.2	c) Long point	Each	4	1285
	A.5	3 Pin 6 Amp Tumbler Type socket outlet on Same Board	Each	35	285
NON SOR	B	Batten CIRCUIT WIRING			
58		Circuit wiring including Tumbler type switches sockets, with 2.5 & 4.0 Sq. mm. PVC insulated cable FRLS with copper multi strand conductor ISI marked in surface type Machined Batten cover with wooden strip of Teak Wood 10mm thick & width of 25-40mm as per number of wires including Batten Cover to be installed after complete wiring . The wiring to be clip with Batten. Earth continuity conductor of green colour on Batten as required as per specification for :-			
	B.1	Wooden Batten Casing Caping size with 25-40mm width , 10mmThick	Meter	1140	120
	B.2	Wiring for circuit wiring with PVC insulated cable FRLS with copper multi strand conductor ISI marked in existing Batten with Clip arrangement suitable size as required as per specification			
	B.2.1	2x2.5 sqmm Copper Flexible FRLS Conductor with 2.5 sqmm Green Earth Conductor wire	Meter	2800	117
	B.2.2	2x4.0 sqmm Copper Flexible FRLS Conductor with 4.0 sqmm Green Earth Conductor wire	Meter	2550	159
	B.2.3	1no.16A Tumbler Type Swich & 1no. Socket on Wooden Board	Each	226	550

59		Supply, Installation , Testing & commissioning of Aluminium Bus Trunking system for Power wiring . Bus Trunk should be painted with wooden pattern to match with existing interior / Architecture.			
	B.1	Aluminium Trunking for 50X150mm Size	Meter	100	2600
	B.2	Aluminium Trunking for 100X150mm Size	Meter	100	2900
	B.3	Supply, Installation , Testing & commissioning of Track Lighting system complete with all Hardware, Hanging supports up to 1 meter , T Junction , Bend & connectors & Color of Trunk should be matched with existing interior / Architecture(wood Pattern). Make - Philips / Ankur / Nirwana			
	B.3.1	Track suitable for SPN system with(Length1000mm each)	Meter	1605	3500
		PVC Casing Capping			
60		Supplying and fixing PVC Casing Capping ISI marked FR grade alongwith the accessories in Surface system including painting etc. as required			
A		PVC . Casing Capping 20 mm (HMS- 2mm thick)	Metre	650	23
B		PVC . Casing Capping 25 mm (HMS- 2mm thick)	Metre	1900	38
C		PVC . Casing Capping 38 mm (HMS- 2mm thick)	Metre	400	51
		Dismantling Work			
61		Dismantling of Existing wiring , casing ,Batten switches , cables & electrical items & Stored in a proper & Handed Over to Authority / Engineer In Charge with list & Summary .for complete A & B Block and Temple Block	Job	3	200000
NON SOR	A	FIRE ALARM SYSTEM			
	A.1	Supply, Installation, Testing & Commissioning of SMPS Power supply Unit. (Approved Make:Esser Honeywell/Siemens Fire Finder/)	Nos.	6	1449
	A.2	Supply, Installation, Testing & Commissioning of approved make Exit glow signs with 10 W flourescent lamp for route indications with High Temperture Nickle cadmium battery back up for minm 2 hr in case of power failure with Charge monitoring through LED and Test facility through micro switch as required.(Approved Make:Esser Honeywell/Siemens Fire Finder/)	NOS	60	7534
	A.3	Supply , installation, testing and commissioning of approved make 1.1KV/1100 V grade PVC insulated 2cx1.5 sqmm copper armoured FRLS cable .	MTR	2000	170
	A.4	Supply , installation, testing and commissioning of approved make 1.1KV/1100 V grade PVC insulated 2cx1.5 sqmm copper Flexible FRLS cable .	MTR	200	54
Toilet Block BOQ					

S.No.	Item No	Description	Unit	Quantity	Rate
1	2.6	Earth work in excavation by Manual means (exceeding 30cm in depth. 1.5m in width as well as 10 SQ.M. on plan) including disposal of excavated earth, lead up to 50m and lift up to 1.5m, disposed earth to be levelled and neatly dressed.	CuM	87.48	127
2	2.7.1	Earth work in excavation by Manual means (exceeding 30 cm in depth, 1.5m in width as well as 10 sqm on plan) including disposal of excavated earth, lead up to 50 m and lift up to 1.5 m, disposed earth to be levelled and neatly dressed-Ordinary rock	CuM	10	196
3	2.25	Filling by available excavated earth (excluding rock) in trenches, plinth, sides of foundations etc. in layers not exceeding 20cm in depth, consolidating EACH deposited layer by ramming and watering, lead up to 50 m and lift up to 1.5 m.	CU.M.	61	59
4	2.27.3	Supplying and filling in plinth under floors including, watering, ramming consolidating and dressing complete. -Moorum/Hard copra	CU.M.	17	570
5	4.1.4	Providing and laying in position cement concrete of specified grade excluding the cost of centering and shuttering All work up to plinth level. Cement concrete grade M-10 (Nominal Mix) with 20 mm maximum size of stone aggregate.	CU.M.	8	3595
6	5.31	Providing and laying in position machine batched, machine mixed and machine vibrated design mix cement concrete of specified grade for reinforced cement concrete work including pumping of concrete to site of laying but excluding the cost of centering, shuttering, finishing and reinforcement. including Admixtures in recommended proportions as per IS 9103 to accelerate, retard setting of concrete, improve workability without impairing strength and durability as per direction of Engineer-in-charge. M-25 grade reinforced cement concrete by using 410 kg. of cement per cum of concrete. All work up to floor 2 level	CuM	42	5245.00
7	5.20.6	Reinforcement for R.C.C. work including straightening, cutting, bending, placing in position and binding including cost of binding wire up to floor two level including all wastage etc. complete.- Thermo-Mechanically Treated bars.	kg	4170	60
8	20.1	Centering and shuttering including strutting, propping etc. and removal of form for			
	20.1.1	Foundations	SqM	27	138.00
	20.1.6	Column	SqM	66	282.00
	20.1.5	Plinth and roof beam	SqM	81	203.00
	20.1.3	slab	SqM	85	227.00
9	4.1	Providing and laying damp-proof course 50mm thick with cement concrete grade M-15 (Nominal Mix) with 20 mm maximum size of stone aggregate	SqM	9	226.00
10	6.39	Brick work with well burnt open bhatta bricks crushing strength not less than 25kg/cm ² and water absorption not more than 20% in above plinth level up to floor two level In cm 1:4.	CU.M.	19	3310
11	6.43.2	Half brick masonry with open bhatta of class designation 25 in foundation and plinth including the cost of scaffolding :Cement mortar 1 : 4 (1 cement : 4 coarse sand)	SqM	32	386
12	13.16.1	6 mm cement plaster of mix : 1:3 (1 cement: 3 fine sand)	SqM	81	83
13	13.1.1	12 mm cement plaster of mix :1:4 (1 cement: 4 fine sand)	SqM	384	108
14	13.2.1	20 mm cement plaster of mix -1:4 (1 cement: 4 fine sand)	SqM	480	156

15	11.26	Kotah stone tile 16mm thick rough leather finish on floor laid in adhesive with spacer of 3-4 mm filled with epoxy grout on the surface base preparation in 50mm same as that of Block A 1st floor.	SqM	57	819
16	11.27	Kota stone slabs 16mm thick in risers of steps, skirting, dado and pillars laid in adhesive with spacer of 3-4 mm filled with epoxy grout on the surface base preparation in 50mm matching the shade of the slabs, including rubbing and complete polishing.	SqM	4	821
17	8.2.8.2	Providing and fixing 16mm thick gang saw cut mirror polished pre moulded and pre polished) machine cut for kitchen platforms, vanity counters, window sills , facials and similar locations of required size of approved shade, colour and texture laid over 20mm thick base cement mortar 1:4 (1 cement : 4 coarse sand) with joints treated with white cement, mixed with matching pigment, epoxy touch ups, including rubbing, curing, moulding and polishing to edge to give high gloss finish etc. complete at all levels- Granite of any colour and shade-Area of slab up to 0.50 sqm	SqM	7	2100
18	8.10.2	Providing and fixing stone slab table rubbed, edges rounded and polished of size 75x50 cm deep and 1.8 cm thick 2 no.s granite stone slab joint together with polished side facing outside in desired shape fixed in urinal partitions by cutting a chase of appropriate width with chase cutter and embedding the stone in the chase with epoxy grout as per direction of Engineer-in charge.	SqM	2	2824
19	11.39.1	Providing and laying polished Kotah stone tile 16mm thick laid in adhesive with spacer of 3-4 mm filled with epoxy grout on the surface base preparation in 50mm .-Size of Tile 560 x 560 cm x 16 mm	SqM	135	1041
20	13.46.1	Finishing walls with Acrylic Smooth exterior paint of required shade-New work (Two or more coat applied @ 1.67 ltr/10 sqm over and including base coat of water proofing cement paint applied @ 2.20 kg/ 10 sqm)	SqM	90	64
21	13.62.1	Painting with synthetic enamel paint of approved brand and manufacture of required colour to give an even shade: Two or more coats on new work over an under coat of suitable shade with ordinary paint of approved brand and manufacture.	SqM	105	65
22	23.28	Providing and placing on at all floor levels high design HDPE (polyethylene) water storage tank ISI : 12701 marked with cover and suitable locking arrangement and making necessary holes for inlet, outlet and overflow pipes but without fittings and the base support in fabrication (900 mm high) for tank.	LTR	4000	7
23	Non SOR	Providing and fixing water closet squatting pan White Vitreous china Orissa pattern W.C. pan of size 260 X 440 X 580mm with integral type foot rests (Kohler, Jaquar, Roca or equivalent) with vario bend along with Metropole flush valve dual flow 40mm size (concealed body) shut of provision & rectangular dual flush plate, with all fittings and fixtures complete including cutting and making good the walls wherever required.	Nos	2	7698
24	Non SOR	Providing and fixing white vitreous china water closet (European type W.C. pan) wall hung type of size 350 x 360 x 575 , with all fittings and fixtures complete including lid and slim concealed cistern with floor mounting frame and installation kit and flush control plate (Kohler, Jaquar, Roca or equivalent). Also cutting and making good the walls wherever required.	Nos	7	24250

25	9.20.1	Providing and fixing ISI marked flush door shutters conforming to IS: 2202 (Part I) non-decorative type, core of block board construction with frame of 1st class hard wood and well matched commercial 3 ply veneering with vertical grains or cross bands and face veneers on both faces of shutters using following hinges.- 35 mm thick including ISI marked Stainless Steel butt hinges with necessary screws.	SqM	23	2100
26	Non SOR	Providing and fixing G.I. distance saddle clamp channel by 75 mm long anchor fastners and fixing the pipe with U clamp with rubber at 1.00 m spacing of all SWR and rain water pipes of 110-dia and 75mm placed at 1500 mm centre to centre distance.	m	16	410
27	17.3.2	Providing and fixing glazing in aluminium door, window, ventilator shutters and partitions etc. with PVC/ neoprene gasket etc. complete as per the architectural drawings and the directions of engineer-in- charge (Cost of aluminium snap beading shall be paid in basic item)-With float glass panes of 5.50 mm thickness	SqM	11	859
28	18.6	Providing and laying water proofing treatment on roofs of slabs by applying cement slurry mixed with water proofing cement compound consisting of applying: (a) after surface preparation, first layer of slurry of cement @ 0.488 kg/sqm mixed with water proofing cement compound @ 0.253 kg/sqm. (b) laying second layer of Fibre glass cloth when the first layer is still green. Overlaps of joints of fibre cloth should not be less than 10 cm. (c) third layer of 1.5 mm thickness consisting of slurry of cement @ 1.289 kg/sqm mixed with water proofing cement compound @ 0.670 kg/sqm and coarse sand @1.289 kg/sqm. This will be allowed to air cure for 4 hours followed by water curing for 48 hours. The entire treatment will be taken up to 30cm on parapet wall and tucked into groove in parapet all around. (d) fourth and final layer of brick tiling with cement mortar (which will be paid for separately For the purpose of measurement the entire treated surface will be measured.	SqM	73	315
29	13.48.3	Painting Steel work with Deluxe Multi Surface Paint to give an even shade. Two or more coat applied @0.90 ltr/10 sqm over an under coat of primer applied @ 0.80 ltr/ 10 sqm of approved brand or manufacture	SqM	30	65
30		Providing and fixing 600x450 mm bevelled edge mirror of superior glass (of approved quality) backlit in front of Wash Basin complete with 6 mm thick hard board ground fixed to wooden cleats with C.P. brass screws and washers complete	Each	6	598
31	9.74.1	Providing and fixing bright finished brass tower bolts (barrel type) with necessary screws etc. complete :-250x10 mm	Each	4	65
32	9.96.2	Providing and fixing aluminium sliding door bolts ISI marked anodised (anodic coating not less than grade AC 10 as per IS : 1868) transparent or dyed to required colour or shade with nuts and screws etc. complete -250x16 mm	Each	11	266
33	9.97.4	Providing and fixing aluminium tower bolts ISI marked anodised (anodic coating not less than grade AC 10 as per IS : 1868) transparent or dyed to required colour or shade with necessary screws etc. complete :150x10 mm	Each	11	57
34	9.100.1	Providing and fixing aluminium handles ISI marked anodised (anodic coating not less than grade AC 10 as per IS : 1868) transparent or dyed to required colour or shade with necessary screws etc. complete -125 mm	Each	22	59

35	9.101.2	Providing and fixing aluminium hanging floor door stopper ISI marked anodised (anodic coating not less than grade AC 10 as per IS : 1868) transparent or dyed to required colour and shade with necessary screws etc. complete.-Twin rubber stopper	Each	2	245
36	14.5.1	Glass panes, with putty and nails wherever necessary-Float glass panes of thickness 4 mm	SqM	25	534
37	24.1.2	Providing and fixing square-mouth SW gully trap grade 'B type' complete with CI grating brick masonry chamber with water tight CI cover with frame of 300x300 mm size (inside) the weight of cover to be not less than 4.50kg and frame to be not less than 2.70kg as per standard design : With Modular Bricks class designation 40.-150x100 mm size, P type.	Each	2	1493
38	Non SOR	Providing and fixing square-mouth SW gully trap grade 'B type' complete with CI grating brick masonry chamber with water tight CI cover with frame of 600x600 mm size (inside) the weight of cover to be not less than 4.50kg and frame to be not less than 2.70kg as per standard design : With Modular Bricks class designation 40.-150x100 mm size, P type.	Each	1	4356
39	25.60.1	Providing and fixing trap self cleansing design with screwed down or hinged grating with or without vent arm complete, including cost of cutting and making good the walls and floors:-100 mm inlet and 75 mm outlet.-Sand cast iron S&S as per IS: 3989	Each	2	637
40	Non SOR	Providing and fixing unplasticized polyvinyl chloride (uPVC) pipes (ISI mark) complete with fittings (ISI mark) and clamps, including cutting and making good the walls etc. internal work- exposed wall-25 mm dia. Internal walls - 15 mm dia.	M	25	276
41	Non SOR	Providing and fixing unplasticized polyvinyl chloride (uPVC) pipes of 50 mm dia (ISI mark) complete with fittings (ISI mark) and clamps only on the outer side, including cutting and making good the walls etc. For all the regular outlets 40 mm dia. for all flush valve for indian orissa pan W.C.	M	25	658
42	23.17	Providing and fixing gun metal gate valve with CI wheel of approved quality (screwed end):-			
43	23.17.3	25 mm nominal bore	Each	1	245
44	23.17.5	50 mm nominal bore	Each	1	744
45	Non SOR	Providing and fixing C.P. brass bib cock straight line with wall flange (Kohler, Jaquar, Roca or equivalent) of approved quality conforming to IS standards and weighing not less than 690 gms.- 15 mm nominal bore. Only used with Orissa pan W.C	Each	2	1425
46	Non SOR	Providing and fixing C.P. brass grating S.S / chrome finish anti cockroach accessible of approved quality and make conforming to IS: specification- 100 mm dia.	Each	15	195
47	Non SOR	Providing and fixing white vitreous china flat back Urinal size 630x375x315mm with water inlet at the back side of urinal of with sensoronic mini concealed type flushing valve for urinal and complete set with installation box (Kohler, Jaquar, Roca or equivalent) , cutting and making good the walls and floors wherever required.	Each	6	16380
48	Non SOR	Providing and fixing White Vitreous China Table top Wash basin of size 170x565x440 mm on granite counter top along with Aquisense sensor faucet for wash basin with base flange, C.P. finish waste coupling 32 mm full thread with height as per design of basin along with bottle trap (with internal partition) 32 mm size	Each	4	25040

		with 250 mm and 190 mm long wall connection pipes and wall flange (Kohler, Jaquar, Roca or equivalent), cutting and making good the walls and floors wherever required.			
49	Non SOR	Providing and fixing White Vitreous China Table top Wash basin of size 170x565x440 mm on granite counter top along with pillar cock auto closing system, C.P. finish waste coupling 32 mm full thread with height as per design of basin along with bottle trap (with internal partition) 32 mm size with 250 mm and 190 mm long wall connection pipes and wall flange (Kohler, Jaquar, Roca or equivalent), cutting and making good the walls wherever require.	Each	3	12090
50	5.1	Providing, laying and jointing following PVC pipes with solvent cement joint for 6 kg/sq.cm. pressures including testing of joints, cost of jointing materials etc. complete in all respect. [Conform to IS 4985:2000 and IS 7634 (PT-3)]			
		110 mm dia	M	15	182
		140 mm dia	M	15	313
51	5.5	Providing and laying in position following PVC bends suitable for 6 Kg/sq.cm. pressure pipes. [Conform to IS 4985:2000 and IS 7634 (PT-3) :2003, IS 7834 (PT-I to VIII): 1987]			
		110 mm dia	Each	4	154
		140 mm dia	Each	4	478
52	5.6	Providing and laying in position following PVC Tees, suitable for 6 Kg/sq.cm. pressure pipes. [Conform to IS 4985:2000 and IS 7634 (PT-3) :2003, IS 7834 (PT-I to VIII): 1987]			
		110 mm dia	Each	4	105
		140 mm dia	Each	4	180
53	5.9	Providing and laying in position PVC coupler suitable for 6 Kg/sq.cm. pressure pipes [Conform to IS 4985:2000 and IS 7634 (PT-3) :2003, IS 7834 (PT-I to VIII): 1987]			
		110 mm dia	Each	2	61
		140 mm dia	Each	2	118
54	5.10	Providing and laying in position following PVC Reducers suitable for 6 Kg/sq.cm. pressure pipes. [Conform to IS 4985:2000 and IS 7634 (PT-3) :2003, IS 7834 (PT-I to VIII): 1987]			
		140x110 mm	Each	2	59
		110X90 mm	Each	2	43
55	23.8	Providing and fixing Chlorinated Polyvinyl Chloride (CPVC) pipes, having thermal stability for hot & cold water supply including all CPVC plain & brass threaded fittings i/c fixing the pipe with clamps at 1.00 m spacing. This includes jointing of pipes & fittings with one step CPVC solvent cement and the cost of cutting chases and making good the same including testing of joints complete as per direction of Engineer in Charge. Concealed work including cutting chases and making good the walls etc.			
	23.8.1	15 mm nominal outer dia .Pipes.	M	15	147
	23.8.2	20 mm nominal outer dia .Pipes.	M	15	175
	23.8.3	25 mm nominal outer dia .Pipes.	M	15	213
56	Non SOR	providing and fixing hand dryer- made of ABS in white color (Kohler, Jaquar, Roca or equivalent)	Each	2	20000
57	Non SOR	Providing and fixing Toilet roll holder made in brass finished with chrome (Kohler, Jaquar, Roca or equivalent) with atleast a dozen of toilet paper rolls.	Each	7	2340

58	Non SOR	Providing and insalling stainless steel dust bin of 250 mm dia with lid and pedestal pad for opening.	Each	5	560
59	Non SOR	Providing and fixing Bib cock (Straight line model) with wall flange made in brass finished with chrome and transparent mug of 6" for White Vitreous china Orissa pattern W.C. Pan.	Each	2	1330
60	Non SOR	Providing and fixing Liquid soap dispenser - push button made of ABS in white color (Kohler, Jaquar, Roca or equivalent)	Each	7	1760
61	Non SOR	Providing and fixing double coat hook for hanging clothes made in brass finished with chrome (Kohler, Jaquar, Roca or equivalent)	Each	9	1125
62	Non SOR	Providing and fixing Hand shower (health faucet) with 8 mm dia. 1 meter long flexible tube and wall hook with N.R.V (Back Flow Preventer) (Kohler, Jaquar, Roca or equivalent) with Angular stop cock with wall flange (Kohler, Jaquar, Roca or equivalent)	Each	7	3355
63	Non SOR	Providing and fixing grab bar made in Stainless Steel 600 mm long for physically disabled (Kohler, Jaquar, Roca or equivalent)	Each	2	1750
64	Non SOR	Providing and fixing 12 mm thick India gypsum ceiling as per design in standard companies G.I. Sections with specifications below, G.I. bottom placed @600 C/C and channels @450 C/C fixed with 75 mm long and hanged fasteners from the existing RCC roof and painted as per specified shade.	SqM	60	800
65	Non SOR	Providing and installing automatic air freshener dispenser of standard Size (300 ml) that refills easily.	Each	11	3000
66	Non SOR	Providing and installing urinal screens for free flowing and fragranced urinals with atleast 2 dozen of urinal screens.	Each	24	310
67	Non SOR	Providing and installing stainless steel dust bin of 300 mm dia and 500 mm high without lid.	Each	4	390

NOTE: Bidders will submit rates as % above/below or at par, which will be applicable for all BOQ items (SOR/Non- SOR). If any item not covered in the BOQ will be paid as per MPUADD SOR (w.e.f.10.5.12) with quoted percentage. If any item has to be executed which is not covered in BOQ items and MPUADD SOR, then it will be paid as per approved rate analysis without any quoted percentage rate.

APPROVED MAKE LIST

- 1. SANITARY AND FAUCETS-** Roca India/ Kohler India /Jaquar.
- 2. PAINT-** Asian Paints/ Berger Paints/ Kansai Nerolac Paints Ltd.
- 3. WOOD COATING-** SAYERLACK wood coatings/ SOLVOSOL/ ICA.
- 4. TOILET ACCESSORIES-** Kimberly clark/ Roca India/ Kohler India/ Jaquar.
- 5. DECK SHEET-** Pennar steel / Rooftec infrastructure / TATA BlueScope Steel

Note: Sample to be approved prior to procurement from engineer-in-charge.

SECTION 5
FORM OF AGREEMENT

This agreement, made on the day of _____ between (name and address of Employer) (hereinafter called "the Employer) and _____ (name and address of contractor) hereinafter called "the Contractor" of the other part.

Whereas the Employer is desirous that the Contractor execute _____(name and identification number of Contract) (hereinafter called "the Works") and the Employer has accepted the Bid by the Contractor for the execution and completion of such Works and the remedying of any defects therein, at a cost of Rs. _____

NOW THIS AGREEMENT WITNESSED as follows:

1. In this Agreement, words and expression shall have the same meanings as are respectively assigned to them in the conditions of contract hereinafter referred' to and they shall be deemed to form and be read and construed as part of this Agreement.
2. In consideration of the payments to be made by the Employer to the Contractor as hereinafter mentioned, the Contractor hereby covenants with the Employer to execute and complete the Works and remedy any defects therein in conformity in all aspects with the provisions of the contract.
3. The Employer hereby covenants to pay the Contractor in consideration of the execution and completion of the Works and the remedying the defects wherein Contract Price or such other sum as may become payable under the provisions of the Contract at the times and in the manner prescribed by the Contract.
4. The following documents shall be deemed to form and be ready and construed as part of this Agreement viz.
 - i. Letter of Acceptance
 - ii. Contractor's Bid
 - iii. Condition of Contract: General and Special
 - iv. Contract Data
 - v. Bid Data
 - vi. Drawings
 - vii. Bill of Quantities and
 - viii. Any other documents listed in the Contract Data as forming part of the Contract.

In witnessed whereof the parties there to have caused this Agreement to be executed the day and year first before written. The Common Seal of _____ was hereunto affixed in the presence of:

Signed, Sealed and Delivered by the said _____ in the presence of:

Binding Signature of Employer

Binding Signature of Contractor