

SOUTHERN ONTARIO ORCHID SOCIETY NEWS

*March 2020, Volume 55, Issue 3
Meeting since 1965*

**Next Meeting Sunday, March 1,
Floral Hall of the Toronto Botanical
Garden.**

- ★ **Vendor sales noon to 1pm**
- ★ **Program at 1pm** Jean Allen-Ikeson will do a presentation on "the very floriferous Cattlianthe Trick or Treat, which has bred many fine hybrids.
- ★ **Monthly show table.** Bring your flowering orchids. Win points towards our annual awards
- ★ **Raffle**

President's Remarks Welcome Orchid Enthusiasts,

A second consecutive successful SOOS annual show is in the books, with the weather co-operating after a couple of weather impacted shows.

After several months of detailed planning by our Show Chairperson Cathy Dunn, and the dedicated members of the Show Committee, the weekend went off about as smoothly as could be expected. Our apologies to the passionate members of Les Orquidophiles de Montreal, whose set-up time was cut short by circumstances beyond our control.

Thank you to Michelle Gauthier, our first time volunteer co-ordinator who stepped into the role as if she had been doing this for

years. Thank you to Terry, Doug, Peter, Inge, Sue, Max, Jay, Bea, Jaco, Yvain, Alexsi, Eric, Joanna, Maria, Henry, Don, Robin, Leslie, Marion, Yvonne, Liz and Andrea, who took leading roles in dealing with the exhibitors, vendors, publicity, judging, layouts, kitchen, photography and art, security, speakers, tours, the new children's program, TBG liaison and others that inevitably I missed, required in running a large show.

Cathy Dunn's organization and attention to detail keeps raising the bar.

Thank you to all of the other volunteers. From [Thursday](#) set-up all the way [through Sunday](#) tear-down, you worked together like a finely tuned machine. Without you "the show does not go on." BRAVO to all !!

Thank you to Alina Furtak, who with the help of Laura Liebgott, Johanna Kieswatter and the other volunteers who worked on, and who made plants available to the SOOS display. Alina's "sophomore" effort was an "elegant" success, in keeping with the show's ELEGANCE theme.

SOOS will be participating in the following spring shows, which are coming up quickly;

Orchid Society of the Royal Botanical Gardens Show in Burlington, Feb. 29-Mar.1, where Cathy Dunn and Jocelyn Webber will do our display.

SOOS will also be participating in the following shows;

London Orchid Society Show: Mar.21-22, 2020 – Don Wyatt will be doing the display

Les Orchidophiles de Montreal, Orchidexpo - Mar.28-29, 2020– Don Wyatt will be doing the display

Toronto Artistic Orchid Association Show (Scarborough), April 18-19, 2020 – Don Wyatt will be doing the display

Ottawa Orchid Society Show, Orchidophilia, Apr. 25-26, 2020 – Don Wyatt will be doing the display

Terry Kennedy has been hard at work arranging for speakers at our meetings, and

already has a full line-up for the rest of the year;

- ★ Mar.1 Jean Allen-Ikeson, Dundas, Ontario, AOS Judge and frequent contributing author to the [AOS Orchids magazine](#) will be doing a presentation on "the very floriferous Cattlianthe Trick or Treat, which has bred many fine hybrids including one of my new favourites, Enanthleya Magic Wand" [https://bluenanta.com/detail/100931821/hybrid_detail/?tab=sum&att=to be determined](https://bluenanta.com/detail/100931821/hybrid_detail/?tab=sum&att=to%20be%20determined)
- ★ Apr.12 American Orchid Society webinar(s), topic(s) to be determined
- ★ May 3 [Shawn Hillis, Garden Slippers, Calgary, Alberta](#), Garden Cyripediums
- ★ Jun.7 Round Tables
- ★ Aug.9 Orchidfest, [Alexej Popow, Popow Orchids, Wolfsburg, Germany](#), slippers, and other orchids
- ★ Sep. 6 [Fred Clarke, Sunset Valley Orchids, California](#), Cattleya's and Catasetinae
- ★ Oct.11 [Cordelia Head, J&L Orchids, Connecticut](#), species, miniatures
- ★ November 1 [Taras \(Terry\) Kowalczyk, Flora Peculia, Toronto](#), Japanese 'style' orchids
- ★ Dec.6 Annual Auction and Potluck

The treats for the March meeting "social break" fall to the members with the last names beginning with E through to G. Thank you to the members C through D who brought treats for our previous meeting.

Stay warm, and we will see you soon.

John Vermeer

Show Report

The winners for the Show Raffle are:

1. Leslie Atkinson, paperback copy of *The American Orchid Society*

Guide to Orchids and their Culture by Mary Gerritsen and Ron Parsons published in 2019.

2. Elly Dowson, a live orchid plant

Thank you very much to everyone who lent a hand at SOOS's 40th Annual Orchid Show and Sale! With your assistance, we achieved our goals of encouraging interest both in orchids and in the preservation of their habitat.

With the help of over 200 volunteers, vendors and exhibitors, we hosted over 2,800 visitors. They had over forty beautiful exhibits in the Floral Hall to admire, sixteen vendors to peruse, and two conservation associations to chat with. Many took in one of our six seminars on orchid culture. Of the 600 plants entered for ribbon judging, nine were presented with AOS awards. The Plant Hotel was in constant use. The Kids' Korner was a great success on Sunday afternoon. The food was superb all weekend long.

Thank you for being a part of SOOS. I look forward to seeing all of you at our 41st Annual Orchid Show and Sale to be held Saturday, February 13th and 14th, 2021. Cathy Dunn.

We are on facebook at:
<https://www.facebook.com/groups/298874747302722/>
And www.facebook.com/SOOSOrchid/
on Instagram at [instagram.com/soosorchid/](https://www.instagram.com/soosorchid/)

Conservation Corner March 2020

As usual, at the SOOS show and sale, questions arose regarding people poaching our native orchids, particularly the Cyripediums which are some of our showier native species. I have always felt that education regarding why you should leave them where they are would help to solve this problem.

If you look at any reports regarding our native orchids, back as early as the 1930's, this has been an ongoing problem. Because of the mycorrhizal relationship these orchids have with the fungi in the soil where they grow, by moving them you essentially kill the plants. There is no need to do this, and it is also a criminal offence. There are dealers who are selling Cyripediums that are ethically raised from seed. You can contact Shawn Hillis of Garden Slippers in Calgary Alberta <http://gardenslippers.com/> or

Robert St-Jean of the Ottawa Orchid Society who produces *Cyp. Reginae* from plants in his garden.

<https://www.ottawaorchidsociety.com/>

Closer to home you can contact one of your fellow SOOS members Greg Warner via his website

<https://abloomnaddiction.com/>

If you see someone poaching orchids here is what you can do – if they are in a park or on crown land, or poaching a species at risk, you can call your local rep for the Ministry of Environment, Conservation and Parks. (MECP)

Here is a link to their website :

<https://www.ontario.ca/page/ministry-environment-conservation-parks>

You can also call their tip line 1-866-663-8477

On private land it becomes an issue of trespassing and should be taken up by the landowner and the local authorities.

So when hiking season comes – and it will be here shortly, enjoy the orchids where they grow and leave the shovel at home.

Coming Events 2020.

February 29- March 1, RBG orchid society show at RBG.

March

1, **SOOS meeting, Toronto Botanical Garden, sales 12 noon, program 1 pm**

7, TJC Monthly AOS Judging at TBG.

9-15, World Orchid Congress, Taichung, Taiwan.

21-22, London orchid society show, London Ontario.

26-29, Genesee region orchid society show, Rochester.

26-29, Manitoba orchid society show, Winnipeg.

28-29, OrchidExpo, Montreal.

April

4, TJC Monthly AOS Judging at TBG.

4-5, Orchidofolie, Quebec City

12, **SOOS meeting, Toronto Botanical Garden, sales 12 noon, program 1 pm**

15-19, AOS Members meeting, Sacramento, California.

18-19, TAOA show, Toronto.

25-26, Ottawa orchid society show, Ottawa.

May

2, TJC Monthly AOS Judging at TBG.

3, **SOOS meeting, Toronto Botanical Garden, sales 12 noon, program 1 pm**

3, Ontario Rock Garden and Hardy Plant Society Super Plant Sale. Floral Hall 11 am – 2 pm.

16, Monthly Montreal AOS judging, Jardin botanique de Montreal

August 9, SOOS Orchidfest, all day at the TBG

AOS Judging Results

RBG outreach judging January 19, 2020

Phragmipedium Fritz Schomberg (*kovachii* x *besseae*) 'Synea' AM/AOS 85 points, Synea Tan

SOOS show, February 8, 2020

Dendrobium Mini Snow Flake (*aberrans* x *johnsoniae*) 'Synea' CCM/AOS 86 points, Synea Tan

Paphiopedilum Wossner China Moon (*armeniicum* x *hangianum*) 'Scher's Delight' AM 81 Daniel Scher

Show Trophy display Step Up to Elegance' AOS Show Trophy and Silver Certificate 86 points, Doug and Terry Kennedy

Silver Certificate 'Bids of Elegance' Silver Certificate 85 points, City of Toronto Conservatories

Phragmipedium Yelva Myre (Roxalie Dixler x *kovachii*) 'Velvet Massacre' HCC/AOS 77 points Daina Marie and Chris Schreiber

Stelis immersa 'Jardin Botanique de Montreal' CCM/AOS 84 points, Jardin Botanique de Montreal

Oberonia brachystachys 'Les Fous du Blizzard' CCM/AOS 87 points, Nicole Roy

Dendrobium kingianum var *alba* 'Jardin Botanique de Montreal' CCM/AOS 80 points, Jardin Botanique de Montreal.

Next judging March 7, 2020, 10:30 am at the TBG. Judges education at 10.30 am, AOS judging at 1 pm.

AOS Judging is a service of the American Orchid Society and is open to all! Bring us your flowering orchids.

On January 26, 2020 Terry Kennedy gave us her talk on **Coelogynes and Dendrochilums**. It was very similar to the version of the talk she gave us in 2016. The write up of the 2016 talk can be found in the February and March 2016 SOOS News, Volume 51, Issues 2 and 3.

Cattleyas 365, 24/7 by Alan Koch,

transcribed by Inge Poot (Photos courtesy Alan Koch's talk and others as indicated on the photo) Alan gave us this talk during the July 2019 Orchid Fest.

Alan has been growing orchids since 1972 and admits that Cattleyas are his first love. His business **Gold Country Orchids**, gcorchids@aol.com has devoted much time to breeding small growing cattleyas that bear large, full and colourful, long-lasting flowers.

As all good growers will tell you, 90% of a flower's quality is determined by its culture. So, getting cattleya culture right is the first and most important step in getting the best out of your plants.

How do I achieve better longer lasting flowers and get my plants to bloom more than once a year?

- Proper watering
- Proper light
- Fertilizer
- Good Air Movement
- Good Humidity
- Repotting when necessary

The recommended medium is a mix of fir bark, sponge rock and charcoal.


Use pots with lots of drainage/air holes. Remember that a plant is only as healthy as its roots. Roots need BOTH air and moisture.



Some growers use wine bottle corks as medium for plants that need excellent drainage. If you love to water frequently, corks are a good option for you. Salt sensitive plants are better mounted and then watered frequently.

Alan does not recommend coconut chips, because they attract salts too easily to the detriment of roots. He has found that shredded coconut fiber, nicknamed "Gorilla Hair" does not cling to salts the way the chips do and can be used where appropriate.

Gold Country Orchids use a 20-20-20 fertilizer with added micronutrients. The pH of the medium determines which nutrients can be absorbed by the plant and a pH of 6 to 6.5 allows the maximum amount of absorption by orchid roots. (see graph)



The next step in getting cattleyas that flower all year is to choose the parents for the freely flowering hybrids very carefully:

Cattleya (Laelia) sincorana has large flowers for the size of the plant, usually lavender in colour and the tubular lip a darker shade. The upper edge of the petals often tends to be a bit ragged or indented. The typical jungle plant is hard to grow. Gold Country Orchids have line-bred them and selected for vigour for 7 generations and now have a strain that grows well in the greenhouse, blooms not only in spring, but anytime, comes in various colours and has smooth petals. The plant shown is three years out of flask!



Cattleya (Laelia) pumila is a delightful little Cattleya that needs to be grown evenly moist.

Cattleya walkeriana is illustrated with a plant that is one year out of flask! The merits of the species are fragrance, frequency of flowering and having the longest lasting flower of all cattleyas. Alan has been working with this species since 1974!



Cattleya (Laelia) pumila variety **nobilis** is noteworthy for its tolerance of low light. It likes 800 fc, that is phalaenopsis light. The plant is very small

compared to the size of the flower. Flower colour can now vary from the usual lavender to blue to white and white with pink lip.

Cattleya (Laelia) praestans is another low light requiring miniature; it flowers on every new growth, but is very salt sensitive. It is illustrated with an alba clone.



Cattleya luteola again likes lower light and contributes yellow colour to yellow and orange hybrids.

Cattleya aclandiae comes in various colour forms. One clone had a deep blue column and light blue lip markings, another had a yellow rather than green background colour in the sepals and petals and another had pure yellow sepals and petals and a white lip.

Additionally it needs no temperature drop to initiate flowers. Most other cattleya species need a 20+ degrees Fahrenheit (10+ Celsius degrees) drop in night over day temperature to flower.

Interestingly, the spots of the species only show in the hybrid progeny if the other parent also has spots.

The species grows best in wine corks.

Cattleya schilleriana


(Photo: Brian C Monk, OW 5.0)



Cattleya schilleriana allows spots to show in hybrids. It also allows several blooming per year. Most clones have light brown sepals and petals with darker brown spots and a white lip heavily veined in purple. Clones with a reddish brown background colour or clones lacking the spots are deemed desirable.

This species allows multiple bloomings per year in its hybrids.

Cattleya briegei is a delightful miniature whose bright yellow flowers are held on a strong stem well above the foliage. It is compact growing and allows multiple bloomings per year in its hybrids.




Cattleya longipes (formerly: *Laelia lucasiana* and *Hoffmannsegaella longipes*) has fragrant flowers on a miniature plant. The combination of pink sepals and petals with a yellow lip is quite sought after in hybridizing. (Photo: OW 5.0, by Mauro Rosim)

Cattleya tigrina forma alba (formerly *Cattleya leopoldii*): the normally coloured clones of this species tend to have long internodes and sort of “race” out of the pot. This form has short internodes and is therefore the only form used by Gold Country for their hybridizing.

Cattleya tigrina forma alba




Cattleya intermedia



Cattleya intermedia used to bloom winter to spring, but line-breeding has made it able to bloom anytime in the year.

Cattleya percivaliana has the nickname the Christmas Orchid, since it blooms then. So it is used to get hybrids blooming at that time.

Cattleya percivaliana



Cattleya lueddemanniana



Cattleya lueddemanniana has fragrant flowers, is compact growing and does not dominate for any blooming season. The plants are 10 inches (25cm) tall yet have 8 inch (20cm) flowers!

This species is hard to grow at our latitudes, because we do not have enough light. Drago Orchids has plants that are out-crossed resulting in hardier offspring.

Cattleya (Sophronitis) coccinea, the little red jewel, flowers several times per year. It requires very high humidity as it grows on moss clinging to trees. Alan suggests growing it in clay pots with knocked out bottoms, wedged in with some New Zealand sphagnum moss. Flush with clear water 20 minutes after fertilizing. The wild species requires a 40 F drop between day and night temperatures and produces seldom more than one flower per (weak) stem, but Gold Country has line bred them to tolerate less diurnal temperature differences and produce mostly two flowers per inflorescence. The species grows at 1200 to 4000ft elevation. Taking some plants from the lower elevation they made a seed pod and grew the best 500 seedlings at 70 F (21C) and kept the best 400. After five generations they now have plants that tolerate 85F (29.3C) minimum, even if the flowers are smaller. The images show the effect of line breeding!



Next Alan discussed **Hadrolaelia hybrids**, that is hybrids involving the former miniature purple Laelia species, now all found to be cattleyas according to their DNA analysis.

Useful parents:

One hybrid used frequently in further breeding is **Cattleya Orpetii**, the cross of *pumila* and *coccinea*. It flattens the flowers of its progeny and increases flower size. As an added bonus it does not have a definite flowering season and can bloom 2-3 times per year. Winter blooms are bigger and redder. There is a yellow form used for yellow hybrids.




For blue breeding blue forms of three hybrids are good starting points. All three have faintly purple sepals and petals and a good purple-blue flush on the lip mid-lobe. They are **Cattleya Samba Crown** (*warneri* X *sincorana*)- pictured. This plant has 8inch

(20cm) flowers, blooms 2-3 times per year and is fragrant; **Cattleya Mini Purple** (*pumila* X *walkeriana*) is a great parent for cattleya brown thumbs!!! It tolerates too dry or too wet culture....and **Cattleya Rubin** (*sincorana* X *purpurata*). This cross comes half with flares on the petals and the flowers last 3.5 to 4 weeks. Alan often breeds with it in such a way as to increase the flower life to 6-7 weeks. He does it by using a *walkeriana* cross with it.

Cattleya Lake Tahoe (Cattleya Florida's Azul x *Cattleya sincorana*) is a plant that is always in bloom and because it has *sincorana* in it it gives the progeny bigger and flatter flowers each time!



Cattleya Fuchsia Doll in this case is (2003) *Cattleya sincorana* X Sierra Doll but according to Orchid Wiz the same name was given to another cross 5 years later and it was (2008) (*Cattleya Orpetii* x *Cattleya praestans*). So the year has to be included with the cross name..... Anyway, the 2003 Fuchsia Doll produces a 20-25% increase in its progeny flower size, is fragrant and the flowers are darker than the parents! As if that were not enough, the progeny blooms every 4 months.



Rupicolous (Laelia) Cattleya Hybrids

The most often used yellow rupicolous cattleya is *C. briegei* because of its tight growth habit and willingness to make multiple growths.




Cattleya Alpine Rose (*Cattleya sincorana* x *Cattleya esalqueana*) where the latter species at first glance looks just like *C. briegei*. The flowers have a lovely sparkle.

Cattleya Pole-Star (*Cattleya coccinea* x *Cattleya briegei*) blooms all year. Neither parental species has a wide lip so the progeny does not either.



Cattleya Gold Country Fire (*Cattleya Rimfire* x *Cattleya briegei*) fixes the lip problem.

Cattlianthe Orglade's Early Harvest (*Cattleya briegei* x Cattlianthe Hazel Boyd) crosses a plant with beautiful huge colourful flowers but an ugly twisted growth habit with the tightly upright growing *Cattleya briegei* and we get a plant with a nice growth habit and a quite full flower.



Cattlianthe Sierra Gem (Cattlianthe Hazel Boyd x *Cattleya Pole-Star*) is more along this line of breeding. The progeny can be all yellow to all red and everything in between, with flowers from very full to more star-shaped. (not pictured)

Rhyncattleanthe Love Sound (*Cattleya briegei* x Rhyncattleanthe Bouton D'Or) X **Cattleya Circle Spirit** (*Cattleya Culminant* x *Cattleya Seagulls Apricot*) produced a lovely plant with a pink picotee on a full yellow flower. Lovely!

Some *Cattleya coccinea* Hybrids:

Remember that *coccinea* hybrids need more flushing!

Many flower really fast. Alan showed us a miniature red, two-flowered cross that flowered after two years out of flask in a two inch (5cm) pot!

Cattleya Fire Fantasy (*Cattleya Hawaiian Fantasy* x *Cattleya coccinea*) has many clones with a picotee and when crossed with **Cattleya Pole-Star** (*Cattleya coccinea* x *Cattleya briegei*) had a striking offspring – red with all that *coccinea* in its background but the striking flaring and veining in red on a yellow background was not expected!



Cattleya Minibeau (*Cattleya Minipet* x *Cattleya Beaufort*) has *coccinea* on both sides, so no wonder the clone pictured was gorgeous! It is 70% *coccinea* yet is OK in hot greenhouses.

An unnamed stunning cross :

Rlc. Little Toshie x C. Beaufort



Another cross similar to Fire Fantasy X Pole-Star is **C. Fire Fantasy x C. Bright Angel**. One clone had flowers with the same colour scheme as the Pole-Star cross, but with much better shape. Another clone with even soft orange flowers, flowers three times per year and the flowers last 7 weeks!!! Gold Country is cloning this one!

Some miscellaneous crosses:

The little plant with a head of white flowers, lit up by reddish lips is already mericloned. It is ***C. aclandiae* x *C. briegei*** an as yet unregistered cross.

C. aelandiae x C. briegei A yellow Ctna. Why Not



Cattleya Harem Girl (*Cattleya luteola* x *Cattleya schilleriana* (1857)) was illustrated with a star-shaped green with a red lip. Half the cross came with spots. Not pictured.

A yellow **Guaritiona Why Not** (*Guarionthe aurantiaca* x *Broughtonia sanguinea*) had two heads of several bright yellow well-shaped flowers. Tight growth habit, flowers 2-3 times per year.

Cattleya Mareeba Tiger (*Cattleya tigrina* x *Cattleya schilleriana* (1857)) Since both parents are closely related the majority of the offspring looked like the parents : light brown with dark brown spots, lip white with a dark purple mid-lobe. An interesting blue-lipped, light green clone was shown by Alan.

Cattleya Mareeba Tiger



The plant you can't go wrong with! Red Sunset cross



The plant you can't go wrong with was a stunning red: It's a **Red Sunset and New Albion(?Ace)** cross. It has no mutations unlike Circle of Light and the shape of the clone shown was to die for!!!!

C. Circle of Light X Royal Emperor 'Wade' produced a plant with rose peach full flowers that had a red and yellow lip. Beautiful! But... the flowers last two weeks and it blooms once per year...

C. Circle of Life x Royal Emperor



C. Sierra Doll x C. Circle of Life



C. Sierra Doll x C. Circle of Life produced similarly shaped flowers but they were light magenta with a red and orange lip.

The presentation finished with an elegant pale pink flower:

Cattleya Kiritsubo (*Cattleya alaorii* x *Cattleya nobilior*)

This plant flowers on all new growths produced between March to November, the plant tolerates low light and the flowers are fragrant. Its fault? The flowers don't last long.

Cattleya Kiritsubo



To recap :

Pumila, praestans, luteola and **alaorii** tolerate low light.

Walkeriana has the longest lasting flowers. 25% of its energy is produced by its roots! It's a heavy feeder.

Coccinea (needs it colder unless selected by Gold Country Orchids for heat tolerance) and throws multiple leads

Intermedia has the best temperature variation tolerance.





flora-peculia 

orchidées japonaises
japanese orchids and orchid species

Terry Kowalczyk

24 Rockvale Avenue
Toronto, Ontario
M6E 3A9

416.828.8023
info@florapeculia.ca
www.florapeculia.ca



www.ravenvision.ca 

Orchid growing supplies for Canadians
Fournitures d'orchidées pour les Canadiens

**Fir Bark, New Zealand Sphagnum,
Custom Mixes, Plastic Pots,
Orchiata™**

Online Only: 10% discount for SOOS members
Coupon Code: SOOSNL17

Crystal Star Orchids

broker service with over 15 top orchid nurseries

Summer Open House

From June to August weekends only
From 10 a.m. - 5 p.m. By appointment only
Tel: 905-478-8398 or

email : crystalstarorchids@gmail.com
20815 2nd Concession Road
East Gwillimbury Ontario L9N 0G9

Ching Hua Orchids, In Charm, Krull Smith, and
Sunset Valley.




Di Ciommo Orchids (Joe)

gdciommo@msn.com

Orchids shown by appointment

Hamilton ON Canada L8T3T1
905-389-9339; cell:905-645-4385



Royal Botanical Gardens

ORCHID SOCIETY 

39th Annual
Spring

Orchid
Show & Sale

*Thousands of orchid
blooms to see!*



Orchid Cultural Seminars,
Orchid Sales & Art Displays

Admittance free with admission to RBG.

Royal Botanical Gardens
680 Plains Rd. W., Burlington, ON

Saturday, February 29th, 2020
Noon - 5pm

Sunday, March 1st, 2020
10am - 5pm

Photographers Sunday
8am - 10am

Visit our website for additional information

www.osrbg.ca

Receive \$4 OFF an adult or
senior admission to the RBG.*

*Not to be used in conjunction with any other offers or
discounts. No cash value. Limit one \$4 discount per
coupon. Valid ONLY February 29th & March 1st, 2020.

Jan 26 2020 Show Table Ribbons

Class	First	Second	Third
Class 1 Cattleya Alliance	? Lost form	Cattleya(Laelia) Seagulls'SVO' X Cattleya (Laelia) Brazilian Tangerine 'SVO' John Vermeer C. Orchidglade 'SVO' HCC/AOS X Slc. Fire Fantasy 'H&R' John Vermeer	Lc. Miss Wonderfull John Vermeer Brassanthe (Bc.) Maikai Sue Loftus
Class 2 Paphiopedilium	Paphiopedilum Magic Lantern Synea Tan	Paph.Excitingly Wood 'Synea' AM/AOS Synea Tan	
Class 3 Phalaenopsis Vanda Alliance	<i>Aerangis luteoalba</i> var. rhodosticta Synea Tan	Phal.Penang Violaacea f. alba Synea Tan	
Class 4 Oncidium and related	Oncidesa (Onc.) Mayfair 'Trinity' AM/AOS SyneaTan	Rossioglossum Rawdon Jester Yvan Richard	<i>Cochlioda noezliana</i> X <i>Fernandezia</i> <i>sanguinea</i> 'Louis Possey' Synea Tan
Class 6 Dendrobium	Den. Oriental Smile Sue Loftus	Den. no name Sue Loftus Den. Utopia Sue Loftus	Den. nobile type Sue Loftus Den. nobile type Sue Loftus
Class 7 All Others	<i>Coelogyne huettneriana</i> Sue Loftus	<i>Coel. huettneriana</i> Sue Loftus	Coel.Bird in Flight 'Night Hawk' Sue Loftus



ORGHPS Plant Sale May 3 Floral Hall 11 am - 2 pm

Orchid Show 2020 蘭花展

Saturday, April 18 - 11AM to 5PM
Sunday, April 19 - 10AM to 5PM

攝影時間 / Tripod Photography Permitted:
Saturday, April 18 - 5PM to 7PM
Sunday, April 19 - 8AM to 10AM



Admission / 入場費
\$2 OFF
Regular Price Admission: \$10

華諮處 CICS
移民綜合服務中心
Centre for Immigrant & Community Services
2330 Midland Avenue, Toronto, Ontario, M1S 5G5

多倫多蘭藝會 Toronto Artistic Orchid Association
f TAOAorchid www.taoo.info